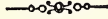






THE ZOOLOGICAL RECORD.



THE object of the ZOOLOGICAL RECORD is to give, in an annual Volume, reports on, abstracts of, and an index to, the various Zoological publications which have appeared during the preceding year; to acquaint Zoologists with the progress of every branch of their science in all parts of the globe; and to form a repertory which will retain its value for the Student in future years.

The 'Zoological Record' is published for the Society by Messrs. Gurney and Jackson at the price of 30s. per volume. But all Members of the Zoological Society of London have the privilege of receiving it, including the cost of delivery (within the United Kingdom), at a subscription price of 20s. per annum. This Subscription is due on the 1st of July in every year, but the privilege of Subscription is forfeited unless the amount be paid before the 1st of December following.

The Zoological Society, having purchased the entire stock of the 'Zoological Record,' are able to supply complete sets of the first twenty-two volumes at the price of £5 10s. Volumes of any single year (exclusive of the last two volumes and Vol. 6) can likewise be supplied at 10s. per volume.

Members of the Society wishing to subscribe to the 'Record' are requested to apply at this office for a Form, to be returned when filled up and signed by the subscriber. In order to facilitate the payment of the subscription, a Banker's Order Form is also furnished to those who prefer that mode of payment. This order, when filled up and signed, should be sent to the Society's office for registration; it will then be sent to the Agents named therein.

Learned Societies and Institutions and members of the former Zoological Record Association are permitted to subscribe to the 'Record' on the same conditions as are accorded to Members of the Zoological Society.

P. L. SCLATER,

Secretary.

Feb. 1st, 1892.

ZOOLOGICAL SOCIETY OF LONDON,
3, HANOVER SQUARE, W.

LIST OF VOLUMES
OF THE
'ZOOLOGICAL RECORD.'

The Record of Zoological Literature, 1864. Volume First.
Edited by ALBERT C. L. G. GÜNTHER, M.A., M.D., Ph.D., F.Z.S.,
&c. London, 1865. Price 10s.

The Record of Zoological Literature, 1865. Volume Second.
Edited by ALBERT C. L. G. GÜNTHER, M.A., M.D., Ph.D., F.Z.S.,
&c. London, 1866. Price 10s.

The Record of Zoological Literature, 1866. Volume Third.
Edited by ALBERT C. L. G. GÜNTHER, M.A., M.D., Ph.D., F.R.S.,
F.Z.S., &c. London, 1867. Price 10s.

The Record of Zoological Literature, 1867. Volume Fourth.
Edited by ALBERT C. L. G. GÜNTHER, M.A., M.D., Ph.D., F.R.S.,
F.Z.S., &c. London, 1868. Price 10s.

The Record of Zoological Literature, 1868. Volume Fifth.
Edited by ALBERT C. L. G. GÜNTHER, M.A., M.D., Ph.D., F.R.S.,
F.Z.S., &c. London, 1869. Price 10s.

The Record of Zoological Literature, 1869. Volume Sixth.
Edited by ALBERT C. L. G. GÜNTHER, M.A., M.D., Ph.D., F.R.S.,
F.Z.S., &c. London, 1870. Price 30s.

The Zoological Record for 1870; being Volume Seventh of the
Record of Zoological Literature. Edited by ALFRED NEWTON, M.A.,
F.R.S., Professor of Zoology and Comparative Anatomy in the Uni-
versity of Cambridge, F.L.S., V.P.Z.S., &c. London, 1871. Price 10s.

The Zoological Record for 1871; being Volume Eighth of the
Record of Zoological Literature. Edited by ALFRED NEWTON, M.A.,
F.R.S., Professor of Zoology and Comparative Anatomy in the Uni-
versity of Cambridge, F.L.S., V.P.Z.S., &c. London, 1873. Price 10s.

The Zoological Record for 1872; being Volume Ninth of the
Record of Zoological Literature. Edited by ALFRED NEWTON, M.A.,
F.R.S., Professor of Zoology and Comparative Anatomy in the Uni-
versity of Cambridge, F.L.S., V.P.Z.S., &c. London, 1874. Price 10s.

The Zoological Record for 1873; being Volume Tenth of the
Record of Zoological Literature. Edited by EDWARD CALDWELL
RYE, F.Z.S., Librarian to the Royal Geographical Society. London,
1875. Price 10s.

The Zoological Record for 1874 ; being Volume Eleventh of the Record of Zoological Literature. Edited by EDWARD CALDWELL RYE, F.Z.S., M.E.S., Editor Ent. M. Mag., Librarian to the Royal Geographical Society. London, 1876. Price 10s.

The Zoological Record for 1875 ; being Volume Twelfth of the Record of Zoological Literature. Edited by EDWARD CALDWELL RYE, F.Z.S., M.E.S., Editor Ent. M. Mag., Librarian to the Royal Geographical Society. London, 1877. Price 10s.

The Zoological Record for 1876 ; being Volume Thirteenth of the Record of Zoological Literature. Edited by EDWARD CALDWELL RYE, F.Z.S., M.E.S., Editor Ent. M. Mag., Librarian to the Royal Geographical Society. London, 1878. Price 10s.

The Zoological Record for 1877 ; being Volume Fourteenth of the Record of Zoological Literature. Edited by EDWARD CALDWELL RYE, F.Z.S., M.E.S., Editor Ent. M. Mag., Librarian to the Royal Geographical Society. London, 1879. Price 10s.

The Zoological Record for 1878 ; being Volume Fifteenth of the Record of Zoological Literature. Edited by EDWARD CALDWELL RYE, F.Z.S., M.E.S., Editor Ent. M. Mag., Librarian to the Royal Geographical Society. London, 1880. Price 10s.

The Zoological Record for 1879 ; being Volume Sixteenth of the Record of Zoological Literature. Edited by EDWARD CALDWELL RYE, F.Z.S., M.E.S., Editor Ent. M. Mag., Librarian to the Royal Geographical Society. London, 1881. Price 10s.

The Zoological Record for 1880 ; being Volume Seventeenth of the Record of Zoological Literature. Edited by EDWARD CALDWELL RYE, F.Z.S., M.E.S., Editor Ent. M. Mag., Librarian to the Royal Geographical Society. London, 1881. Price 10s.

The Zoological Record for 1881 ; being Volume Eighteenth of the Record of Zoological Literature. Edited by EDWARD CALDWELL RYE, F.Z.S., M.E.S., Editor Ent. M. Mag., Librarian to the Royal Geographical Society. London, 1882. Price 10s.

The Zoological Record for 1882 ; being Volume Nineteenth of the Record of Zoological Literature. Edited by EDWARD CALDWELL RYE, F.Z.S., M.E.S., Editor Ent. M. Mag., Librarian to the Royal Geographical Society. London, 1883. Price 10s.

The Zoological Record for 1883 ; being Volume Twentieth of the Record of Zoological Literature. Edited by EDWARD CALDWELL RYE, F.Z.S., M.E.S., Editor Ent. M. Mag., Librarian to the Royal Geographical Society. London, 1884. Price 10s.

The Zoological Record for 1884 ; being Volume the Twenty-first of the Record of Zoological Literature. Edited by F. JEFFREY BELL, M.A., Sec. R.M.S., Professor of Comparative Anatomy and Zoology in King's College, London. London, 1885. Price 10s.

The Zoological Record for 1885 ; being Volume the Twenty-second of the Record of Zoological Literature. Edited by F. JEFFREY BELL, M.A., Sec. R.M.S., Professor of Comparative Anatomy and Zoology in King's College, London. London, 1886. Price 10s.

The Zoological Record for 1886 ; being Volume the Twenty-third of the Record of Zoological Literature. Edited by FRANK E. BEDDARD, M.A., F.Z.S., Prosector and Davis Lecturer to the Zoological Society of London. London, 1887. Price 10s.

The Zoological Record for 1887 ; being Volume the Twenty-fourth of the Record of Zoological Literature. Edited by FRANK E. BEDDARD, M.A., F.Z.S., Prosector and Davis Lecturer to the Zoological Society of London. London, 1888. Price 10s.

The Zoological Record for 1888 ; being Volume the Twenty-fifth of the Record of Zoological Literature. Edited by FRANK E. BEDDARD, M.A., F.Z.S., Prosector and Davis Lecturer to the Zoological Society of London. London, 1890. Price 10s.

The Zoological Record for 1889 ; being Volume the Twenty-sixth of the Record of Zoological Literature. Edited by FRANK E. BEDDARD, M.A., F.Z.S., Prosector and Davis Lecturer to the Zoological Society of London. London, 1890. Price 30s.

The Zoological Record for 1890 ; being Volume the Twenty-seventh of the Record of Zoological Literature. Edited by FRANK E. BEDDARD, M.A., F.Z.S., Prosector and Davis Lecturer to the Zoological Society of London. London, 1892. Price 30s.

These publications may be obtained at the SOCIETY'S OFFICE (3 Hanover Square, W.), of Messrs. GURNEY AND JACKSON (Paternoster Row, E.C.), or through any bookseller.

Z
7991
Z87
NHREF



THE
ZOOLOGICAL RECORD

FOR 1890;

BEING

VOLUME THE TWENTY-SEVENTH

OF THE


RECORD OF ZOOLOGICAL LITERATURE.

EDITED BY

FRANK E. BEDDARD, M.A., F.Z.S.,

PROSECTOR AND DAVIS LECTURER TO THE ZOOLOGICAL SOCIETY OF LONDON.

Explorate solum : sic fit via certior ultra



LONDON :

GURNEY & JACKSON, PATERNOSTER ROW.

M.DCCC.XCII.

Communications, Papers, and Memoirs intended for this work should be addressed *solely* to "THE EDITOR of the Zoological Record, Zoological Gardens, Regent's Park, London, N.W." It is earnestly requested that in the case of separately-printed copies of papers so forwarded, the *original pagination* be indicated.

LONDON :
PRINTED BY SIMMONS & BOTTEN,
4a, Shoe Lane, E.C.

PREFACE.

THE present volume of the ZOOLOGICAL RECORD has been prepared on nearly the same plan as that of last year. The only changes are in the staff of Recorders: Mr. Evans having unfortunately been obliged, through pressure of other work, to give up the record of the *Aves*, his place has been filled by Dr. R. Bowdler Sharpe; Mr. Latter having been unable to continue the task of recording the *Brachiopoda*, *Polyzoa*, *Echinodermata*, and *Spongiæ*, the records of the two latter groups have been supplied by Mr. Minchin, while Mr. Mitchell has undertaken the *Brachiopoda* and *Polyzoa* in addition to the *Mollusca* and *Vermes*. I have the pleasure of acknowledging my indebtedness to Mr. B. B. Woodward for much assistance in revising the following list of the Abbreviated Titles, and in other ways.

FRANK E. BEDDARD.

February, 1892.

LIST OF THE ABBREVIATED TITLES
OF THE PRINCIPAL
JOURNALS AND TRANSACTIONS OF LEARNED SOCIETIES
WHICH CONTAIN ZOOLOGICAL PAPERS.

- A Magyar Akad. évkön.*—A Magyar tudományos Akadémia évkönyvei.
Abh. Ak. Berl.—Abhandlungen der königlich Akademie der Wissenschaften zu Berlin. (Also *SB.*)
Abh. Bayer. Ak.—Abhandlungen der mathematisch-physikalischen Classe der k. Bayerischen Akademie der Wissenschaften (Munich). (Also *SB.*)
Abh. Böhm. Ges. — Abhandlungen der mathematisch-naturwissenschaftlichen Classe der k. Böhmischen Gesellschaft der Wissenschaften (Prague); (Called also *Rozpravy třídy mathematicko-přírodovědecké královské české společnosti nauk.*) (Also *SB.*)
Abh. Ges. Götting.—Abhandlungen der k. Gesellschaft der Wissenschaften zu Göttingen.
Abh. Ges. Halle—Abhandlungen der naturforschenden Gesellschaft in Halle. (Also *Ber.*)
Abh. Ges. Hamb.—Abhandlungen aus dem Gebiete der Naturwissenschaften herausgegeben vom naturw. Verein in Hamburg.
Abh. Ges. Isis—Abhandlungen der naturwissenschaftlichen Gesellschaft 'Isis' in Dresden. (See *SB.*)
Abh. Ges. Königsb.—Abhandlungen der k. physikalisch-ökonomischen Gesellschaft in Prousson (Königsberg). (Also *SB.*)
Abh. naturf. Ges. Görütz—Abhandlungen der naturforschenden Gesellschaft zu Görütz.
Abh. naturh. Ges. Nürnberg—Abhandlungen der naturhistorischen Gesellschaft zu Nürnberg. (See *J.B.*)
Abh. Sächs. Ges.—Abhandlungen der k. Sächsischen Gesellschaft der Wissenschaften (Leipzig). (Also *Ber.*)
Abh. Schles. Ges.—Abhandlungen der Schlesischen Gesellschaft f. vaterländische cultur (Breslau). (Also *JB.*)
Abh. Schw. pal. Ges.—Abhandlungen der Schweizerischen paläontographischen Gesellschaft (Bâle).
-

* Those periodicals marked with an asterisk (*) are no longer published.

- Abh. Senck. Ges.*—Abhandlungen herausgegeben von der Senckenbergischen naturforschenden Gesellschaft (Frankfort). (Also *Ber.*)
- Abh. Ver. Brem.*—Abhandlungen herausgegeben vom naturwissenschaftlichen Verein zu Bremen.
- Abh. zool. Mus. Dresden*—Abhandlungen und Berichte des k. zoologischen, etc., Museums in Dresden.
- Act. Ac. Bordeaux*—Actes de l'Académie nationale des Sciences, Belles Lettres et Arts de Bordeaux.
- Act. Ac. Córdoba*—Actas de l'Academia nacional de Ciencias en Córdoba (Buenos Ayres).
- Act. Lund.*—Acta Universitatis Lundensis (Lund). (Called also *Lunds Universitets Årsskrift.*)
- Act. Soc. Fenn.*—Acta Societatis Scientiarum Fennicæ (Helsingfors).
- Act. Soc. Helv.*—Actes de la Société Helvétique des Sciences naturelles (Called also *Verhandl. d. schweiz. Naturforsch. Gesells.*).
- Act. Soc. Jura.*—Actes de la Société Jurassienne d'Émulation.
- Act. Soc. L. Bord.*—Actes de la Société Linnéenne de Bordeaux. (Also *Comptes rendus.*)
- Act. Upsala.*—Acta Universitatis Upsalensis. (Called also *Upsala Universitets Årsskrift.*)
- **Aid*—C. O. Waterhouse's Aid to the Identification of Insects (Janson : London).
- Alb. Nat.*—Album der Natuur (Harting : Haarlem).
- Am. Geol.*—The American Geologist (Calvin et alii : Minneapolis).
- Am. J. Sci.*—American Journal of Science. (New Haven.)
- Am. Micr. J.*—American Monthly Microscopical Journal (Washington).
- Am. Nat.*—The American Naturalist (Philadelphia).
- Anat. Anz.*—Anatomischer Anzeiger (Bardeleben : Jena).
- An. Mus. B. Aires*—Anales del Museo nacional, Buenos Aires.
- An. Mus. Costa Rica*—Anales del Museo nacional, Republica de Costa Rica (San José).
- An. Mus. La Plata*—Anales del Museo, La Plata (Buenos Ayres).
- An. Mus. nac. Mexico*—Anales del Museo nacional de México.
- An. Soc. Arg.*—Anales de la Sociedad Científica Argentina (Buenos Aires).
- An. Soc. Esp.*—Anales de la Sociedad Española de Historia Natural (Madrid).
- Ann. Acc. aspir. Nat.*—Annali dell' Accademia degli aspiranti Naturalisti (Naples).
- Ann. Ent. Belg.*—Annales de la Société Entomologique de Belgique (Brussels).
- Ann. Géol. univ. Paris*—Annuaire Géologique universel, Revue de Géologie et Paléontologie (Carey & Douvillé).
- Ann. Hofmuseum Wien*—Annalen des k. k. naturhistorischen Hofmuseums (von Hauer : Vienna).
- Ann. Lomb. Venet.*—Annali di Scienze del regno Lombardo-Venetiano.
- Ann. Mal.*—Annales de Malacologie (Servain : Paris).
- Ann. Micrograph.*—Annales de Micrographie spécialement consacrées à la Bactériologie aux Protophytes et aux Protozoaires (Miquel : Paris).

- Ann. Mus. Belg.*—Annales du Musée royal d'Histoire Naturelle de Belgique (Brussels).
- Ann. Mus. Genov.*—Annali del Museo civico di Storia Naturale di Genova (Genoa).
- Ann. Mus. Marseille*—Annales du Musée d'Histoire Naturelle de Marseille. Zoologie (Marion : Marseilles).
- Ann. N. H.*—Annals and Magazine of Natural History (London).
- Ann. N. York Ac.*—Annals of the New York Academy of Sciences. (Also *Trans.*)
- Ann. Sci. Géol.*—Annales des Sciences Géologiques (Hébert & Milne-Edwards : Paris).
- Ann. Sci. Nat.*—Annales des Sciences Naturelles (Paris).
- Ann. Soc. Agric. Lyon*—Annales de la Société d'Agriculture, Histoire Naturelle, et Arts utiles de Lyon (Lyons & Paris).
- Ann. Soc. Brux.*—Annales de la Société Scientifique de Bruxelles (Brussels).
- Ann. Soc. Char.*—Annales de la Société des Sciences Naturelles de la Charente Inférieure (= Academie de la Rochelle).
- Ann. Soc. Ém. Vosges*—Annales de la Société d'Émulation du Département des Vosges (Epinal).
- Ann. Soc. Ent. Fr.*—Annales de la Société Entomologique de France (Paris).
- Ann. Soc. Géol. Belg.*—Annales de la Société Géologique de Belgique (Liège).
- Ann. Soc. Géol. Nord*—Annales de la Société Géologique du Nord (Lille). (Also *Mémoires.*)
- Ann. Soc. L. Lyon (n.s.)*—Annales de la Société Linnéenne de Lyon. Nouvelle série.
- Ann. Soc. Mal. Belg.*—Annales de la Société Malacologique de Belgique (Brussels).
- Ann. Soc. Mod.*—Annuario della Società dei Naturalisti di Modena. (See *Atti.*)
- Ann. Univ. Toscane*—Annali delle Università Toscane (Pisa).
- Ant. Annual*—The Antananarivo Annual and Madagascar Magazine (Sibree : Antananarivo).
- Anz. Ak. Wien*—Anzeiger der mathematisch-naturwissenschaftlichen Classe der k. Akademie der Wissenschaften zu Wien (Vienna).
- Appalachia*—Appalachia: the Journal of the Appalachian Mountain Club (Boston).
- Arb. Inst. Würzb.*—Arbeiten aus dem zoologisch-zootomischen Institute in Würzburg.
- Arb. z. Inst. Wien*—Arbeiten aus dem zoologischen Institute der Universität Wien (Vienna).
- Arb. z. Inst. Graz*—Arbeiten aus dem zoologischen Institute zu Graz (Leipsic).
- Arch. Anat. Phys.*—Archiv für Anatomie und Physiologie (His, Braune, & Du Bois Reymond : Leipzig).
- Arch. Biol.*—Archives de Biologie (Van Beneden & Van Bambeke : Ghent).

- Arch. f. Anthrop.*—Archiv für Anthropologie: Zeitschrift für Naturgeschichte und Urgeschichte des Menschen (Brunswick).
- Arch. f. Math. og Naturv.*—Archiv for Mathematikk og Naturvidenskab (Lie, G. O. Sars, Kristiania).
- Arch. f. Nat.*—Archiv für Naturgeschichte. Neue Folge (Berlin).
- Arch. f. Thierheilk.*—Archiv für Thierheilkunde.
- Arch. ges. Phys.*—Archiv für die gesammte Physiologie des Menschen und der Thiere (Pflüger: Bonn).
- Arch. Ital. Biol.*—Archives Italiennes de Biologie; Revues, Résumés, Reproductions des travaux scientifiques Italiens (Emery & Mosso: Turin).
- Arch. mikr. Anat.*—Archiv für mikroskopische Anatomie (Bonn).
- Arch. Miss. Sci.*—Archives des Missions Scientifiques et Littéraires (Paris).
- Arch. Mus. Lyon.*—Archives du Muséum d'Histoire Naturelle de Lyon.
- Arch. Mus. R. Jan.*—Archivos do Museu nacional do Rio de Janeiro.
- Arch. Mus. Teyl.*—Archives du Musée Teyler (Haarlem).
- Arch. Nat. Liv.*—Archiv für die Naturkunde Liv-, Ehst-, und Kurlands (Dorpat).
- Arch. naturv. Landesforsch. Böhmen*—Archiv für naturwissenschaftliche Landesdurchforschung von Böhmen (Prag).
- Arch. Néerl.*—Archives Néerlandaises des Sciences Exactes et Naturelles (Bosscha: Haarlem).
- Arch. Phys.*—Archives de Physiologie Normale et Pathologique (Brown-Séguard: Paris).
- Arch. Sci. Nat.*—Archives des Sciences Physiques et Naturelles (Geneva).
- Arch. slav. Biol.*—Archives slaves de Biologie (Mendelssohn-Richet: Paris).
- Arch. Ver. Mecklenb.*—Archiv des Vereins der Freunde der Naturgeschichte in Mecklenburg.
- Arch. Zeeuwsch Genootsch. Wetensch.*—Archief vroeger en latere Mededeelingen voornamelijk in Betrekking tot Zeeland uitgegeven door het Zeeuwsch Genootschap der Wetenschappen (Middelburg).
- Arch. Z. expér.*—Archives de Zoologie expérimentale et générale (Lacaze-Duthiers: Paris).
- Atti Acc. Gioen.*—Atti dell' Accademia Gioenia di Scienze Naturali (Catania).
- Atti Acc. Napoli*—Atti della R. Accademia delle Scienze Fisiche e Matematiche.
- Atti Acc. Palermo*—Atti della R. Accademia di Scienze, Lettere e Belle Arti di Palermo (Palermo).
- Atti Acc. Pontaniana*—Atti dell' Accademia Pontaniana (Naples).
- Atti Acc. Pontif. Lincei*—Atti dell' Accademia Pontificia de' nuovi Lincei.
- Atti Acc. Tor.*—Atti della R. Accademia delle Scienze di Torino (Turin).
- Atti Ist. Nap.*—Atti del R. Istituto d'incoraggiamento alle Scienze Naturali Economiche e Tecnologiche, &c., di Napoli (Naples).
- Atti Ist. Venet.*—Atti del R. Istituto Veneto di Scienze, Lettere et Arti, &c. (Venice).
- Atti [Mem. Rend.] Acc. Rom.*—Atti [Memorie: Rendiconti] della R. Accademia dei Lincei (Rome).

- Atti [Mem.] Soc. Tosc.*—Atti [Memorie] della Società Toscana di Scienze Naturali residente in Pisa.
- Atti Mus. civico Trieste*—Atti del Museo civico di Storia Naturale di Trieste.
- Atti [Rend. Mem.] Soc. Mod.*—Atti [Memorie : Rendiconti] della Società dei Naturalisti di Modena.
- Atti Soc. Ital.*—Atti della Società Italiana di Scienze Naturali (Milan).
- Atti Soc. Ven.-Trent.*—Atti della Società Veneto-Trentina di Scienze Naturali residente in Padova (Padua). (Also *Bull.*)
- Atti Univ. Genova*—Atti della R. Università di Genova.
- Auk*—The Auk. A Quarterly Journal of Ornithology. (Continuation of the *Bulletin of the Nuttall Ornithological Club.*)
- Ausland*—Das Ausland (Stuttgart).
- Beitr. Morphol. Morphog.*—Beiträge zur Morphologie und Morphogenie (Gerlach : Stuttgart).
- Beitr. Pal. Oesterr.-Ung.* — Beiträge zur Paläontologie Oesterreich-Ungarn's und des Orients (Mojsisovics & Neumayr : Vienna).
- Beitr. Russ. Reiches (2)*—Beiträge zur Kenntniss des Rüssischen Reiches und der angrenzenden Länder Asiens. Neue Folge (Schrenck & Maximowics : St. Petersburg).
- Ber. Ges. Freiburg*—Berichte der naturforschenden Gesellschaft zu Freiburg (Freiburg, i Br.).
- Bergens Mus. Aarsber.*—Bergens Museum Aarsberetning (Bergen).
- Ber. Ges. Chemn.*—Bericht der naturwissenschaftlichen Gesellschaft zu Chemnitz.
- Ber. Ges. Halle*—Bericht über die Sitzungen der naturforschenden Gesellschaft zu Halle. (Also *Abhandl.*)
- Ber. Ges. Hanau = JB. wetter. Ges.*
- Ber. Komm. wiss. Unters. deutsch. Meere*—Bericht der Kommission zur Untersuchung der deutschen Meere.
- Ber. Naturf. Ärzte*—Ämtliche Bericht deutscher Naturforscher und Ärzte.
- Ber. naturf. Ges. Bamberg*—Bericht der naturforschenden Gesellschaft in Bamberg.
- Ber. naturhist. Mus. Hamburg*—Bericht des naturhistorischen Museums in Hamburg.
- Ber. natur. Ver. Passau*—Bericht des naturhistorischen Vereins in Passau.
- Ber. naturv. Ver. Regensburg*—Bericht der naturwissenschaftlichen Vereins in Regensburg. (Formerly *CB.*)
- Ber. Oberhess. Ges.*—Bericht der Oberhessischen Gesellschaft für Natur- und Heilkunde (Giessen).
- Ber. Offenb. Ver.*—Bericht über die Thätigkeit des Offenbacher Vereins für Naturkunde (Offenbach-on-the-Main).
- Ber. Primärsch. Böhm.-Leipa*—Bericht der Primärschule in Böhmisches-Leipa.
- Ber. Sächs. Ges.*—Bericht ueber die Verhandlungen der königlichen Sächs. Gesellschaft der Wissenschaft in Leipzig. (Also *Abhandl.*)

- Ber. Senck. Ges.*—Bericht der Senckenbergische naturforschende Gesellschaft im Frankfurt am Main. (Also *Abhandl.*)
- Ber. St. Gall. Ges.*—Bericht über die Thätigkeit der St. Gallischen naturwissenschaftlichen Gesellschaft (St. Gallen).
- Ber. Ver. Augsburg*—Bericht des naturhistorischen Vereins, Augsburg.
- Ber. Ver. Cassel*—Berichte des Vereins für Naturkunde zu Cassel.
- Ber. Ver. Fulda*—Bericht des Vereins für Naturkunde in Fulda.
- Ber. Ver. Pass.*—Bericht der naturwissenschaftlichen Vereins in Passau.
- Berl. Monats.*—Berliner Monatshefte.
- B. E. Z.*—Berliner Entomologische Zeitschrift.
- Bibl. haut. études.*—Bibliothèque de l'école des hautes études. Section des Sciences Naturelles (Paris).
- Bibl. univ.*—Bibliothèque universelle et Revue Suisse (Geneva). (See *Arch. Sci. Nat.*)
- Bibl. Zool.*—Bibliotheca Zoologica (Leipzig).
- Bidr. Finl. Nat.*—Bidrag till Kännedom af Finlands Natur och Folk (Helsingfors).
- Bih. Sv. Ak. Handl.*—Bihang till K. Svenska Vetenskaps-Akademiens Handlingar (Stockholm).
- Bijdr. Dierk.*—Bijdragen tot de Dierkunde (Amsterdam).
- Bijdr. Taal-, &c., Ned. Indië* (4)—Bijdragen tot de Taal-, Land-, en Volkenkunde van Nederlandsch Indië 4^{de} Volgreeks (The Hague).
- Biol. Centrabl.*—Biologisches Centralblatt (Rosenthal : Erlangen).
- Biol. Fören.*—Biologiska Föreningens Förfhandlingar. Verhandlungen des biologischen Vereins in Stockholm. (Figerstedt : Stockholm.)
- Bol. Ac. Arg.*—Boletín de la Academia nacional de Ciencias de la Republica Argentina (Cordoba).
- Bol. geol. S. Paulo*—Boletim da Commissão geographica e geologica da Provincia de S. Paulo.
- Bol. Mus. la Plata*—Boletín del Museo la Plata (Buenos Ayres).
- Bol. Com. Geol.*—Bollettino del R. Comitato Geologico d'Italia (Roma).
- Boll. Mus. Zool. Anat. Comp. Torino*—Bollettino dei Musei di Zoologia ed Anatomia comparata della R. Università di Torino.
- Boll. Nat.*—Now *Riv. Ital. Sci. Nat.*
- Boll. scient.*—Bollettino scientifico (Maggi, Zoja, & Giovanni : Pavia).
- Boll. Soc. Adr.*—Bollettino della Società Adriatica di Scienze de Naturali (Trieste).
- Bol. Soc. Geogr. Lisboa*—Boletim da Sociedade de Geographia de Lisboa (Lisbon).
- Bol. Soc. Ital. Micr.*—Bollettino della Società Italiana dei Microscopisti (Acireale).
- Boll. Soc. geol. Ital.*—Bollettino della Società geologica Italiana (Rome).
- Boll. Soc. Nat. Napoli*—Bollettino della Società di Naturalisti in Napoli. (Formerly *Rivista italiana di scienze naturali* [Circolo degli aspiranti naturalisti].)
- Bot. Centrabl.*—Botanisches Centralblatt. Referentes-Organ für das Gesamtgebiet der Botanik des In- und Auslandes (Ulhwain & Behrens : Cassel).
- Bot. Z.*—Botanische Zeitung (Halle).

- Brit. Med. J.*—British Medical Journal (London).
- Bull. Ac. Belg.*—Bulletin de l'Académie royale des Sciences, des Lettres, et des Beaux Arts de Belgique (Brussels). (Also *Mem.*)
- Bull. Ac. Hippone*—Bulletin de l'Académie d'Hippone (Bône).
- Bull. Am. Mus. Nat. Hist.*—Bulletin of the American Museum of Natural History (New York).
- ^o*Bull. Brooklyn Soc.*—Bulletin of the Brooklyn Entomological Society (New York).
- Bull. Brookville Soc.*—Bulletin of the Brookville Society of Natural History (Brookville, Indiana, U.S.A.).
- Bull. Buff. Soc.*—Bulletin of the Buffalo Society of Natural Sciences.
- Bull. Bussey Inst.*—Bulletin of the Bussey Institution (Boston).
- Bull. Chicago Ac. Sci.*—Bulletin of the Chicago Academy of Sciences.
- Bull. Cornell Univ.*—Bulletin of the Cornell University. (Ithaca.)
- Bull. Denison Univ.*—Bulletin of the Scientific Laboratories of Denison Universities (Granville, Ohio).
- Bull. Dep. Agric. Ent.*—U.S. Department of Agriculture. Division of Entomology. Bulletin (Washington).
- Bull. Des Moines Ac.*—Bulletin of the Des Moines Academy of Sciences (Des Moines, Iowa).
- Bull. Ent. Ital.*—Buletino della Società Entomolog(i)ca Italiana (Florence).
- Bull. Ess. Inst.*—Bulletin of the Essex Institute (Salem, U.S.A.).
- Bull. hebdom. Ass. sci. Fr.*—Bulletin hebdomadaire de l'Association scientifique de France.
- Bull. Illin. Lab. N. H.*—Bulletin of the Illinois State Laboratory of Natural History. (Champaign, Illinois.)
- Bull. Inst. Nat. Genevois*—Bulletin de l'Institut nationale Genevois.
- Bull. Lab. Iowa*—Bulletin from the Laboratories of Natural History of the State University of Iowa (Iowa city).
- Bull. Minnesota Acad.*—Bulletin of the Minnesota Academy of Natural Sciences.
- Bull. Mosc.*—Bulletin de la Société impériale des Naturalistes de Moscou (Menzbier, Moscow).
- Bull. Mus. Belg.*—Bulletin du Musée royal d'Histoire Naturelle de Belgique (Brussels).
- Bull. Mus. C. Z.*—Bulletin of the Museum of Comparative Zoology of Harvard College (Cambridge, U.S.A.).
- Bull. Nat. Hist. Soc. New Brunswick*—Bulletin of the Natural History Society of New Brunswick (St. John's, N.B.).
- Bull. New York Mus. Nat. Hist.*—Bulletin of the New York State Museum of Natural History (Albany).
- Bull. Ohio Exp. Station*—Bulletin of the Ohio Agricultural Experiment Station, Technical Series (Columbus).
- Bull. Pétersb.*—Bulletin de l'Académie impériale des Sciences de St. Pétersbourg.
- Bull. Phil. Soc. Wash.*—Bulletin of the Philosophical Society of Washington.

- Bull. Sci. Fr. Belg.*—Bulletin Scientifique de la France et de la Belgique (Giard : Paris).
- Bull. Sedalia Soc.*—Bulletin of the Sedalia Natural History Society (Sedalia, Mo.).
- Bull. Soc. Ac. Brest*—Bulletin de la Société Académique de Brest.
- Bull. Soc. Acclim.*—Bulletin mensuel de la Société nationale d'Acclimatation de Paris (Paris).
- Bull. Soc. Angers*—Bulletin de la Société d'Études scientifiques d'Angers (Angers).
- Bull. Soc. Anthrop. Lyon*—Bulletin de la Société d'Anthropologie de Lyon.
- Bull. Soc. Anthrop. Par.*—Bulletin de la Société d'Anthropologie de Paris.
- Bull. Soc. Autun*—Société d'Histoire Naturelle d'Autun.
- Bull. Soc. Belg. Micr.*—Bulletin de la Société Belge de Microscopie (Brussels).
- Bull. Soc. Béziers*—Bulletin de la Société d'Étude des Sciences Naturelles de Béziers. Comptes rendus des Séances (Béziers).
- Bull. Soc. Borda-Dax*—Bulletin de la Société de Borda (Dax).
- Bull. Soc. Colm.*—Bulletin de la Société d'Histoire Naturelle de Colmar.
- Bull. Soc. d'Elbeuf.*—Bulletin de la Société d'étude des sciences naturelles d'Elbeuf.
- Bull. Soc. Dinan.*—Bulletin de la Société des Naturalistes Dinantais (Dinant).
- Bull. Soc. Ent. Suisse*—See *MT. Schw. ent. Ges.*
- Bull. Soc. Ent. Fr.*—Bulletin des séances de la Société Entomologique de France (Paris). (See *Ann.*).
- Bull. Soc. Étud. sci. Paris*—Bulletin de la Société d'Études scientifiques de Paris.
- Bull. Soc. Finistère*—Bulletin de la Société d'Études scientifiques du Finistère (Morlaix).
- Bull. Soc. Geogr.*—Bulletin de la Société de Géographie (Paris).
- Bull. Soc. Géol.*—Bulletin de la Société Géologique de France (Paris).
- Bull. Soc. L. Bruxelles*—Bulletin de la Société royale Linnéenne de Bruxelles.
- Bull. Soc. L. Nord France*—Bulletin de la Société Linnéenne du Nord de la France (Amiens).
- Bull. Soc. L. Norm.*—Bulletin de la Société Linnéenne de Normandie (Caen).
- Bull. Soc. Mal. Fr.*—Bulletin de la Société Malacologique de France (Paris).
- Bull. Soc. Mal. Ital.*—Bullettino della Società Malacologica Italiana (Pisa).
- Bull. Soc. Metz*—Bulletin de la Société d'Histoire Naturelle de Metz (formerly du Département de la Moselle).
- Bull. Soc. Murith.*—Bulletin des travaux de la Société Murithienne du Valais (Neuchâtel).
- Bull. Soc. Nancy*—Bulletin de la Société des Sciences de Nancy (Paris).
- Bull. Soc. Neuchâtel*—Bulletin de la Société des Sciences Naturelles de Neuchâtel.

- Bull. Soc. Philom.*—Bulletin de la Société Philomathique de Paris.
- Bull. Soc. Rouen*—Bulletin de la Société des Amis des Sciences Naturelles de Rouen (Rouen).
- Bull. Soc. Sarthe*—Bulletin de la Société d'Agriculture, des Sciences, &c., de la Sarthe (Le Mans).
- Bull. Soc. Saone*—Bulletins de la Société des Sciences Naturelles de Saone-et-Loire (Chalons sur Saone.) (Also *Mem.*)
- Bull. Soc. Savoie*—Bulletin de la Société d'Histoire Naturelle de Savoie (Chambéry).
- Bull. Soc. Sci. Nat. Ouest France*—Bulletin de la Société des Sciences Naturelles de l'Ouest de la France (Nantés).
- Bull. Soc. Sci. Phys. Nat. Toulouse*—Bulletin de la Société des Sciences Physiques et Naturelles de Toulouse (Toulouse).
- Bull. Soc. Stat. Isère*—Bulletin de la Société de Statistique des Sciences Naturelles, &c., du Département de l'Isère (Grenoble).
- Bull. Soc. Sud-Est*—Bulletin de la Société des Sciences Naturelles du Sud-Est (Grenoble).
- Bull. Soc. Toulouz.*—Bulletin de la Société d'Histoire Naturelle de Toulouse.
- Bull. Soc. Vaud.*—Bulletin de la Société Vaudoise des Sciences Naturelles (Lausanne).
- Bull. Soc. Ven.-Trent.*—Bullettino della Società Veneto-Trentina di Scienze Naturali (Padua). (Also *Atti.*)
- Bull. Soc. Yonne*—Bulletin de la Société des Sciences Historiques et Naturelles de l'Yonne (Auxerre).
- Bull. Soc. Z. Fr.*—Bulletin de la Société Zoologique de France (Paris).
- Bull. U. S. Fish Comm.*—Bulletin of the United States Fish Commission (Washington).
- Bull. U. S. Geol. Surv.*—Bulletin of the United States Geological Survey (Washington).
- Bull. U. S. Nat. Mus.*—Bulletin of the United States National Museum (Washington). (Also *Proceedings.*)
- Bull. Washb. Coll.*—Bulletin of the Washburn Laboratory of Natural History (Topeka, Kansas).
- Canad. Ent.*—Canadian Entomologist (Saunders : Montreal).
- **Canad. Nat.*—The Canadian Naturalist and Quarterly Journal of Science (Montreal).
- Can. Rec.*—Canadian Record of Science.
- Cardiff Nat. Soc.*—Cardiff Naturalists' Society. Report and Transactions (Cardiff).
- CB. Bakt. Parasit.*—Centralblatt für Bakteriologie und Parasitenkunde (Uhlhorn : Cassel).
- CB. Ges. Anthropol.*—Correspondenzblatt der deutschen Gesellschaft für Anthropologie, &c. (Brunswick).
- CB. Iris*—Correspondenz-Blatt des entomologischen Vereins Iris zu Dresden.
- CB. med. Wiss.*—Centralblatt für die medicinischen Wissenschaften (Berlin).

- CB. Ver. Regensb.*—(Now *Ber.*)
- CB. Ver. Rheint.*—Correspondenz-Blatt des naturhistorischen Vereins der preussischen Rheinlande und Westphalens (Bonn). (Also *Verh. & SB.*)
- CB. Ver. Riga*—Correspondenzblatt des Naturforscher-Vereins zu Riga.
- Cellule*—La Cellule. Recueil de Cytologie et d'Histologie Générale (Carnoy, Gilson, & Denys : Lierre & Gand).
- Chrysanthemum*—The Chrysanthemum: a Monthly Magazine for Japan and the Far East (Yokohama).
- Circ. deutsch. Fisch. Ver.*—Circulare des deutschen Fischerei-Vereins (Berlin).
- Cist. Ent.*—Cistula Entomologica (Janson : London).
- **Comm. Acc. Petersb.*—Commentarii Academiæ Scientiarum imperialis Petropolitanae (St. Petersburg).
- Comm. Ateneo Brescia*—Commentari dell' Ateneo di Brescia.
- Conch. Mittheil.*—Conchologische Mittheilungen (Martens : Cassel).
- **Congr. Sc.*—Congrès Scientifique de France.
- Contr. E. M. Mus. Geol. Princeton*—Contributions from the E. M. Museum of Geology, Princeton College, U.S.A. (Scott & Osborn).
- C.R.*—Comptes rendus des Séances hebdomadaires de l'Académie des Sciences (Paris).
- C.R. Ass. Fr. Sci.*—Compte-rendu de l'Association Française pour l'avancement des Sciences.
- C.R. Ent. Belg.*—Comptes rendus des Séances de la Société Entomologique de Belgique (Brussels).
- C.R. Soc. Biol.*—Comptes rendus hebdomadaires des Séances et Mémoires de la Société de Biologie (Paris).
- C.R. Soc. L. Bord.*—Comptes Rendus de la Société Linnéenne de Bordeaux. (Also *Actes.*)
- Cron. cient.*—Cronica científica. Revista internacional de Ciencias (Rois y Torres : Barcelona).
- Dan. Selsk. Skr.*—K. Danske Videnskabernes Selskabs Skrifter (Copenhagen).
- Denk. Ak. Wien*—Denkschriften der k. Akademie der Wissenschaften zu Wien (Vienna). (Also *SB.*)
- Deutsche e. Z.*—Deutsche entomologische Zeitschrift (Kratz : Berlin).
- E. Mus. Lund.*—E museo Lundii En Samling Af Afhandlingar (Lütken : Kjøbenhavn).
- Ent.*—The Entomologist (London).
- Ent. Am.*—Entomologica Americana (Brooklyn).
- Ent. Gen.*—L'Entomologiste Genevois. Journal mensuel d'Entomologie pure et appliquée (Geneva).
- Ent. M. M.*—The Entomologist's Monthly Magazine (London).
- Ent. Med.*—Entomologiske Meddelelser udgivne af Entomologisk Forening ved Fr. Meinert Copenhagen.
- Ent. Nachr.*—Entomologische Nachrichten (Karsch : Berlin).

- Ent. Tidskr.*—Entomologisk Tidskrift, på föranstaltande af Entomologiska Föreningen i Stockholm (Spångberg: Stockholm).
- Ertes. math. természett.*—Ertesítő a matematikai és természettudományi ooztályok közlönye (Budapesth).
- Ért. Term. Kör.*—Értekezések a természettudományok köréből, Magyar tudományos Akadémia [Memoirs on Natural Science, Hungarian Academy of Sciences] (Budapesth).
- Ess. Nat.*—See *Tr. Ess. Club*.
- Études d'Ent.*—Études d'Entomologie, Faunes Entomologiques, Descriptions d'Insectes nouveaux ou peu connus (C. Oberthür: Rennes).
- Evkön. Erd. Muz.*—Evkönyvek erdéli muzeumegylet (Kolozsvár = Klausenberg).
- Fauna*—Fauna. Comptes rendus des Sciences de la Société de Naturalistes Luxembourgeois.
- Feuill. Nat.*—Feuille des Jeunes Naturalistes (Dollfus: Paris).
- Field*—The Field (London).
- For. & Str.*—Forest and Stream.
- Forh. Selsk. Chr.*—Forhandlinger i Videnskabs-Selskabet i Christiania.
- Förh. Sk. Naturf.*—Förhandlingar vid de Skandinaviska Naturforskarnes.
- Gard. Chron.*—The Gardener's Chronicle (London).
- Garner*—The Garner and Science Recorders' Journal (Ramsay: Walworth).
- Gef. Welt*—Die gefiederte Welt: Zeitschrift für Vogelliebhaber, -zuechter und -händler (Russ: Berlin).
- Geogr. JB.*—Geographisches Jahrbuch (Gotha).
- Geogr. MT.*—Mitteilungen aus Justus Perthes' geographischer Anstalt (Gotha).
- Geol. Mag.*—Geological Magazine (Woodward: London).
- Giorn. Sci. Palerm.*—Giornale di Scienze Naturali ed Economiche di Palermo.
- Göteborgs Handl.*—Göteborgs kongl. Vetenskaps och Vitterhets samhälles Handlingar.
- Helios*—See *Mon. MT. Ver. Naturw. Frankfurt-a-O.*
- Hist. Berwick Nat. Club*—History of the Berwickshire Naturalists' Club (Alnwick).
- Hor. Ent. Ross.*—Horæ Societatis Entomologicæ Rossicæ (St. Petersburg).
- Humboldt*—Humboldt: Monatsschrift für die gesammten Naturwissenschaften (Stuttgart).
- Ibis*—The Ibis (Selater: London).
- Ind. Ann.*—The Indian Annals and Magazine of Natural Sciences (An Illustrated Monthly) (Murray: Bombay & London).
- Ind. Mus. Notes*—Indian Museum Notes (Calcutta).
- Ins. Life*—Insect Life (Washington).
- Int. J. Micr.*—The International Journal of Microscopy & Natural Science (Allen & Spiers: London & New York).

- Isvest. Mosc. Univ.*—Isvestiya imperatorskova obshchestva lyubitelei Estestvoznauyiya, Antropologi i Etnografii Sostoyashova, pre Moskovskom Universitet.
- J. Ac. Philad.*—Journal of the Academy of Natural Sciences of Philadelphia.
- J. Agric. Soc. India*—Journal of the Agricultural and Horticultural Society of India (Calcutta).
- J. Anat. Phys.*—Journal of Anatomy and Physiology (London).
- J. A. S. B.*—Journal of the Asiatic Society of Bengal (Calcutta).
- J. A. S. (Bombay)*—Journal of the Bombay Branch of the Royal Asiatic Society.
- J. A. S. (Ceylon)*—Journal of the Ceylon Branch of the Royal Asiatic Society.
- J. A. S. (China)*—Journal of the China Branch of the Royal Asiatic Society.
- J. A. S. (Straits)*—Journal of the Straits Branch of the Royal Asiatic Society (Singapore).
- JB. Ak. Amst.*—Jaarboek van de k. Akademie van Wetenschappen (Amsterdam). (Also *Verhandl.*)
- JB. Mijnwezen*—Jaarboek van het Mijnwezen in 'Nederlandsch Oost-Indië (Amsterdam).
- JB. geol. Reichsanst.*—Jahrbuch der k.-k. geologischen Reichsanstalt (Vienna). (Also *Verhandl.*)
- JB. Hamb.*—Jahrbuch der Hamburgischen wissenschaftlichen Anstalten.
- JB. Karpath. Ver.*—Jahrbuch des Ungarischen Karpathen-Vereins (Kèsmark).
- JB. k. Akad. Erfurt*—Jahrbücher der königlichen Akademie gemeinnütziger Wissenschaften zu Erfurt.
- JB. k. preuss. geol. Landesanst.*—Jahrbuch der königlich preussischen geologischen Landesanstalt und Bergakademie zu Berlin.
- JB. mal. Ges.*—Jahrbuch der deutschen malakozologischen Gesellschaft (Kobelt : Frankfurt).
- JB. Mineral.*—Neues Jahrbuch für Mineralogie, Geologie, und Palæontologie (Leonard & Geinitz : Leipzig).
- JB. Mijnwezen Nederl. Indie*—Jaarboek van het Mijnwezen van Nederl. Oost-Indie (Amsterdam).
- JB. Mus. Kärnt.*—Jahrbuch des naturhistorischen Landesmuseums von Kärnthen (Klagenfurt).
- JB. nass. Ver.*—Jahrbuch des nassauischen Vereins für Naturkunde (Wiesbaden).
- JB. nat. Ges. Nürnberg* (? continuation of *Abhandl.*).
- JB. Sieb. Karpath. Ver.*—Jahrbuch des Siebenbürgischen Karpathen-Vereins (Hermannstadt).
- JB. Tharand. Ges.*—Jahrbuch der Tharanden forstlichen Gesellschaft (Dresden).
- J. Ber. Annab. Ver.*—Jahresbericht des Annaberg-Buchholzer Vereins für Naturkunde (Annaberg).
- J. Ber. Ges. Graub.*—Jahresbericht der naturforschenden Gesellschaft Graubündens (Chur).

- J. Ber. Ges. Hannov.*—Jahresbericht der naturforschenden Gesellschaft in Hannover.
- J. Ber. k. Böhm. Ges. Wiss.*—Jahresbericht der königlich Böhmisches Gesellschaft der Wissenschaften.
- J. Ber. Laurent. Arnsberg*—Jahresbericht über das königlichen Laurentianum in Arnsberg.
- J. Ber. Pollichia*—Jahresbericht der Pollichia eines naturwissenschaftlichen Vereins der Rheinpfalz (Dürkheim a. d. Hart).
- J. Ber. Schles. Ges.*—Jahresbericht der Schlesischen Gesellschaft für vaterländische Cultur (Breslau). (Also *Abhandl.*)
- J. Ber. Schleswig. Ges.*—Jahresbericht der naturwissenschaftlichen Gesellschaft in Schleswig.
- J. Ber. Ver. Braunsch.*—Jahresbericht des Vereins für Naturwissenschaft zu Braunschweig (Brunswick).
- J. Ber. Ver. Elsass-Lothr.*—Jahresbericht des naturwissenschaftlichen Vereins von Elsass-Lothringen (Barr).
- J. Ber. Ver. Frankfurt*—Jahresbericht des physikalischen Vereins zu Frankfurt-am-Main.
- J. Ber. Ver. Magdeburg*—Jahresbericht und Abhandlungen des naturwissenschaftlichen Vereins in Magdeburg.
- J. Ber. Ver. Osnabr.*—Jahresbericht des naturwissenschaftlichen Vereins zu Osnabrück.
- J. Ber. Ver. Zwickau*—Jahresbericht des Vereins für Naturkunde zu Zwickau.
- J. Ber. Westf. Ver.*—Jahresbericht der zoologischen Sektion des Westfälischen provincial-Vereins für Wissenschaft und Kunst (Münster).
- J. Ber. Wetter. Ges.*—Jahresbericht der Wetterauischen Gesellschaft für die gesammte Naturkunde (Hanau).
- J. Ber. Württemb. Ver. Handelsgeogr.*—Jahresbericht des Württembergischen Vereins für Handelsgeographie (Stuttgart).
- J. Bomb. N. H. Soc.*—The Journal of the Bombay Natural History Society (Phipson: Bombay).
- J. Brit. Dent. Ass.*—Journal of the British Dental Association (London).
- J. Cincinn. Soc.*—Journal of the Cincinnati Society of Natural History.
- J. Coll. Sci. Japan*—Journal of the College of Science, Imperial University, Japan (Tōkyō).
- J. Comp. Med.*—Journal of Comparative Medicine and Surgery (Conklin & Porter: New York).
- J. de Conch.*—Journal de Conchyliologie (Crosse & Fischer: Paris).
- J. de l'Anat. Phys.*—Journal de l'Anatomie et de la Physiologie (Pouchet: Paris).
- J. Elisha Mitchell Sci. Soc.*—Journal of the Elisha Mitchell Scientific Society (Raleigh, N.C.).
- Jen. Z. Nat.*—Jenaische Zeitschrift für Naturwissenschaft, herausgegeben von der medicinisch-naturwissenschaftlichen Gesellschaft zu Jena.
- J. f. O.*—Journal für Ornithologie (Cabanis: Leipzig).
- JH. Ver. Lüneb.*—Jahreshefte des naturwissenschaftlichen Vereins für das Fürstenthum Lüneburg.

- JH. Ver. Württ.*—Jahreshefte des Vereins für vaterländische Naturkunde in Württemberg (Stuttgart).
- J. Inst. Jamaica*—Journal of the Institute of Jamaica (Kingston).
- J. L. S.*—Journal of the Linnean Society ; Zoology (London).
- J. Mar. Biol. Ass.*—Journal of the Marine Biological Association (London & Plymouth).
- J. Morph.*—Journal of Morphology (Whitman & Allis : Boston, U.S.A.).
- J. Microgr.*—Journal de Micrographie (Pellétan : Paris).
- J. Micr. & Nat. Sci.*—Journal of Microscopy and Natural Science. (The Journal of the Postal Microscopical Society. A. Allen : London & Bath.)
- J. New Jersey N. H. Soc.*—Journal of the New Jersey Natural History Society (Trenton). (Formerly *J. Trenton Soc.*)
- J. Northampt. Soc.*—Journal of the Northamptonshire Natural History Society and Field Club.
- J. N. Y. Micr. Soc.*—Journal of the New York Microscopical Society (New York).
- J. of Conch.*—Journal [formerly Quarterly Journal] of Conchology (London).
- Johns Hopk. Univ. Circ.*—Johns Hopkins University Circulars (Baltimore).
- J. Physiol.*—The Journal of Physiology (Foster et alii : Cambridge).
- J. Quek. Club*—Journal of the Quekett Microscopical Club (London).
- J. R. Agric. Soc.*—Journal of the Royal Agricultural Society (London).
- J. R. Asiat. Soc.*—Journal of the Royal Asiatic Society (London).
- J. R. Inst. Cornwall*—Journal of the Royal Institution of Cornwall (Truro).
- J. R. Micr. Soc.*—Journal of the Royal Microscopical Society (London).
- J. R. Geol. Soc. Ireland*—Journal of the Royal Geological Society of Ireland (London, Dublin, & Edinburgh).
- J. R. Soc. N. S. W.*—Journal and Proceedings of the Royal Society of New South Wales (Sydney).
- J. Sci. Lisb.*—Jornal de Sciencias, &c., da Academia de Lisboa (Lisbon).
- J. Soc. Arts*—Journal of the Society of Arts (London).
- J. Trenton Soc.*—Journal of the Trenton Natural History Society (Trenton, N.J.). (Now *J. New Jersey N. H. Soc.*)
- J. Tr. Vict. Inst.*—Journal of the Transactions of the Victoria Institute, or Philosophical Society of Great Britain (London).
- Jaarb. Univ. Leiden*—Jaarboek der Rijks-Universiteit te Leiden (Leiden).
- Kansas Nat.*—The Kansas City Naturalist (Kansas). (Formerly *The Hosier Naturalist*).
- **Kosmos*—Kosmos: Zeitschrift für einheitliche Weltanschauung auf Grund der Entwicklungslehre.
- Kosmos Lemberg*—Kosmos : Lemberg.
- L'Ab.*—L'Abeille (De-Marseul : Paris).
- La Nature*—La Nature, Revue des Sciences, &c. (Tissandier : Paris).

- Le Bot.*—Le Botaniste (Dangeard : Paris).
Le Nat.—Le Naturaliste (Deyrolle : Paris).
Leopoldina—Leopoldina: Ämtlichen Organ für der k. Leopold-Carol. deutsch. Acad.
Lewisham Ass.—Lewisham and Blackheath Scientific Association.
Lioar Man.—Yn Lioar Manninagh. Published quarterly, for The Isle of Man Natural History and Antiquarian Society (Kermode : Ramsey).
Lotos—Lotos, Jahrbuch für Naturwissenschaft im Auftrage des Vereines 'Lotos' (Prague).
Lunds Univ. Årsskrift.—Lunds Universitets Årsskrift. (Also *Act. Lund.*)
- Maandbl. Natuurw.*—Maandblad voor Naturwetenschappen (Amsterdam).
Madras Journ.—The Madras Journal of Literature and Science.
Mal. Bl.—Malakozologische Blätter (Clessin : Cassel).
Math. Nat. Ber. Ung.—Mathematische und naturwissenschaftliche Berichte aus Ungarn. Mit Unterstützung der Ungarischen Akad. d. Wiss. und der K. Ungar. naturwiss. Ges. herausgegeben von Baron R. Eötvös, &c. (Fröhlich : Buda-Pest).
Math. naturw. Mitt.—Mathematisch-naturwissenschaftliche Mittheilungen Tübingen (ed. Böcklen).
Math. term. Értes.—Mathematikai és természettudományi Értesítő (Gyula : Buda Pesth).
Math. term. köz.—Mathematikai és természettudományi közlemények (Buda-Pest).
Med. Nat.—The Mediterranean Naturalist (Cooke : Malta).
Med. World.—Medical World.
Med. Soc. Fenn.—Meddelanden af Societas pro Fauna et Flora Fennica (Helsingfors).
Mél. biol.—Mélanges biologiques tirés du Bulletin de l'Académie impériale des Sciences de St. Petersburg.
Mém. Ac. Amiens—Mémoires de l'Académie des Sciences, des Lettres, et des Arts d'Amiens (Amiens).
Mém. Ac. Aix—Mémoires de l'Académie des Sciences, Agriculture, Arts, et Belles-lettres d'Aix (Aix en Provence).
Mem. Ac. Barcel.—Memorias de la real Academia de Ciencias de Barcelona.
Mém. Ac. Belg.—Mémoires de l'Académie royale des Sciences, des Lettres, et des Beaux Arts de Belgique (Brussels). (Also *Bull.*)
Mem. Acc. Bologn.—Memorie della R. Accademia delle Scienze dell Istituto di Bologna.
Mém. Ac. Caen—Mémoires de l'Académie nationale des Sciences, Arts, et Belles-Lettres de Caen. (Formerly *Bulletin.*)
Mém. Ac. Dijon—Mémoires de l'Académie des Sciences, Arts, et Belles-Lettres de Dijon.
Mém. Ac. Lyon—Mémoires de l'Académie des Sciences, Belles-Lettres et Arts de Lyon (Lyon).
Mem. Ac. Madrid—Memorias de la real Academia de Ciencias Exactas Físicas, y Naturales de Madrid (Madrid).

- Mém. Ac. Metz.*—Mémoires de l'Académie de Metz.
- Mem. Acc. Mod.*—Memorie delle R. Accademia di Scienze, Lettere, ed Arti in Modena.
- Mém. Ac. Montp.*—Mémoires de la Section des Sciences de l'Académie des Sciences et Lettres de Montpellier.
- Mém. Ac. Pétersb. (7)*—Mémoires de l'Académie impériale des Sciences de St. Pétersbourg. 7me série.
- Mém. Ac. Rouen*—Précis analytique des travaux de l'Académie des Sciences, Belles-Lettres, et Arts de Rouen (Rouen).
- Mém. Ac. Savoie*—Mémoires de l'Académie des Sciences, Belles-Lettres, et Arts de Savoie (Chambéry). (Also *Comptes Rendus.*)
- Mém. Ac. Sci.*—Mémoires de l'Académie des Sciences (Paris).
- Mem. Ac. Sci. Lisboa*—Memorias da Academia real das Sciencias de Lisboa.
- Mem. Acc. Tor.*—Memorie della R. Accademia delle Scienze di Torino (Turin).
- Mém. Ac. Toulouse*—Mémoires de l'Académie des Sciences, &c., de Toulouse.
- Mém. Ac. Vaucluse*—Mémoires de l'Académie de Vaucluse (Avignon).
- Mem. Am. Ac.*—Memoirs of the American Academy of Arts and Sciences (Cambridge). (Also *Proceedings.*)
- Mem. Am. Ass.*—Memoirs of the American Association for the Advancement of Science (Salem). (Also *Proceedings.*) (Boston, U.S.A.)
- Mem. Boll. Soc. Geogr. Ital.*—Memorie (Bollettino) della Società Geografica Italiana (Rome).
- Mem. Bost. Soc.*—Memoirs of the Boston Society of Natural History. (Also *Proceedings.*)
- Mem. California Acad.*—Memoirs of the Californian Academy of Sciences (San Francisco).
- Mém. Cour. Ac. Belg. 4to.*—Mémoires Couronnés et Mémoires des Savants Étrangers publiés par l'Académie Royale des Sciences, des Lettres et des Beaux Arts de Belgique.
- Mém. Cour. Ac. Belg. 8vo.*—*Ibid.* 8vo.
- Mém. Hist. Nat. Empire Chinois*—Mémoires concernant l'Histoire Naturelle de l'Empire Chinois par des pères de la compagnie de Jésus (Shanghai).
- Mém. Inst. Génév.*—Mémoires de l'Institut national Génévois (Geneva).
- Mem. Ist. Lomb.*—Memorie del R. Istituto Lombardo di Scienze e Lettere (Milan).
- Mem. Ist. Venet.*—Memorie del R. Istituto Veneto di Scienze, &c. (Venice).
- Mém. Liège*—Mémoires de la Société royale des Sciences de Liège.
- Mem. Mus. C. Z.*—Memoirs of the Museum of Comparative Zoology at Harvard College (Cambridge, U.S.A.).
- Mem. Nat. Ac. Sci.*—Memoirs of the National Academy of Sciences (Washington).
- Mém.-prés. Ac. Sci.*—Mémoires présentés par divers savants a l'Académie des Sciences de l'Institut de France (Paris).
- Mém. Soc. Abbeville*—Mémoires de la Société d'émulation d'Abbeville.

- Mém. Soc. Angers*—Mémoires de la Société nationale d'Agriculture, Sciences, et Arts d'Angers (Angers).
- Mém. Soc. Aube*—Mémoires de la Société académique d'Agriculture, des Sciences, Arts, et Belles-Lettres du département de l'Aube (Troyes & Paris).
- Mém. Soc. Biol.*—(See *C.R.*)
- Mém. Soc. Bord.*—Mémoires de la Société des Sciences Physiques et Naturelles de Bordeaux.
- Mém. Soc. Cannes*—Mémoires de la Société des Sciences Naturelles et Historiques des Lettres et des Beaux-Arts de Cannes et de l'Arrondissement de Grasse (Cannes).
- Mém. Soc. Cherb.*—Mémoires de la Société nationale des Sciences Naturelles et Mathématiques de Cherbourg.
- Mém. Soc. Ém. Doubs.*—Mémoires de la Société d'Émulation du Doubs (Besançon).
- Mém. Soc. Géol.*—Mémoires de la Société Géologique de France (Paris).
- Mém. Soc. Hainault*—Mémoires et publications de la Société des Sciences, des Arts, et des Lettres du Hainault (Mons).
- Mém. Soc. Hist. Nat.*—Mémoires de la Société des Sciences Naturelles de France.
- Mem. Soc. Ital. Sci. Nat.*—Memorie della Società Italiana di Scienze Naturali (Milan).
- Mém. Soc. Lille*—Mémoires de la Société de l'Agriculture et des Arts de Lille.
- Mém. Soc. L. N. Fr.*—Mémoires de la Société Linnéenne du Nord de la France (Amiens).
- Mém. Soc. Maine et Loire*—Mémoires de la Société académique de Maine et Loire (Angers).
- Mem. Soc. Manch.*—Memoirs and Proceedings of the Manchester Literary and Philosophical Society (London).
- Mém. Soc. Neuchatel*—Mémoires de la Société des Sciences Naturelles de Neuchatel.
- Mém. Soc. Oise*—Mémoires de la Société académique d'Archéolo des Sciences et Arts du département de l'Oise.
- Mém. Soc. Phys. Genève.*—Mémoires de la Société de Physique et d'Histoire Naturelle de Genève.
- Mém. Soc. Saône*—Mémoires de la Société des Sciences Naturelles de Saône-et-Loire (Chalon-sur-Saône). (Also *Bulletin*.)
- Mém. Soc. Seine & Oise*—Mémoires de la Société des Sciences Naturelles et Médicales de Seine-et-Oise (Versailles).
- Mém. Soc. Zool.*—Mémoires de la Société Zoologique de France (Paris).
- Mem. Univ. Tokio*—Memoirs of the Science Department, Tokio Daigaku (University of Tokio).
- Midden-Sumatra*—Midden-Sumatra. Reizen en orderzoekingen des Sumatra-Expedite uitgerust door het Aardrijkskundig Genootschap, 1877-1879, beschreven door de Leden der Expedite onder Toezicht van Prof. P. J. Veth. Part iv. Natuurlijke Historie (Brill : 1884, 8vo).
- Mid. Nat.*—The Midland Naturalist (Badger & Hillhouse: London & Birmingham).

- Mon. MT. Ver. Frankfurt-a.-O.*—Abhandlungen und Monatliche Mittheilungen aus dem Gesamtgebiete der Naturwissenschaften. Organ des naturwissenschaftlichen Vereins des Regierungs-Bezirks, Frankfurt. (Huth : Berlin). (Now *Ielios*.)
- Monit. Zool. Ital.*—Monitore Zoologico Italiano (Chiurugi & Ficalbi : Florence.)
- Month. Int. J. Anat. Hist.*—Monthly International Journal of Anatomy and Histology (Paris, Leipsic, London).
- Month. P. Am. Ent. Soc.*—Proceedings of the Monthly Meetings of the Entomological Section of the Academy of Natural Sciences, Philadelphia (issued with *Tr. Am. Ent. Soc.*).
- Morph. JB.*—Morphologisches Jahrbuch : eine Zeitschrift für Anatomie und Entwicklungsgeschichte (Gegenbaur : Leipzig).
- MB. Akad. Berlin*—(See *SB.*, &c.)
- MT. anthrop. Ges. Wien*—Mittheilungen der anthropologischen Gesellschaft in Wien (Vienna).
- MT. Aargau. nat. Ges.*—Mittheilungen der Aargauischen naturforschenden Gesellschaft.
- MT. embr. Inst. Wien (n.s.)*—Mittheilungen aus dem embryologischen Institute der k. k. Universität in Wien. New series (Schenck : Vienna).
- MT. Ges. Bern*—Mittheilungen der naturforschenden Gesellschaft in Bern.
- MT. Ges. Ostasien's*—Mittheilungen der deutschen Gesellschaft für Natur- und Völkerkunde Ostasien's (Yokohama).
- MT. min. geol. Mus. Dresden*—Mittheilungen aus dem k. mineralogisch-geologischen und prähistorischen Museum in Dresden.
- MT. Münch. ent. Ver.*—Mittheilungen der Münchener entomologischen Vereins.
- MT. orn. Ver. Wien*—Mittheilungen des ornithologischen Vereins in Wien (Vienna).
- MT. Osterlande*—Mittheilungen aus dem Osterlande (Altenburg).
- MT. Schw. ent. Ges.*—Mittheilungen der Schweizerischen entomologischen Gesellschaft (Schaffhausen). (Also with French title.)
- MT. Thurgau. Ges.*—Mittheilungen der Thurgauischen naturforschenden Gesellschaft (Frauenfeld).
- MT. Ung. geol. Anst.*—Mittheilungen aus dem Jahrbuche der k. Ungarischen geologischen Anstalt (Buda-Pest).
- MT. Ver. Steierm.*—Mittheilungen des naturwissenschaftlichen Vereins für Steiermark (Graz).
- MT. Vorpomn.*—Mittheilungen aus dem naturwissenschaftlichen Vereine von Neu-Vorpommern und Rügen (Griefswald).
- MT. z. Stat. Neap.*—Mittheilungen aus der zoologischen Station in Neapel (Leipzig).
- N. Act. Ups.*—Nova Acta R. Societatis Scientiarum Upsaliensis (Upsala).
- N. Acta Ac. L.-C. Nat. cur.*—Nova Acta Academiae Cæs. Leopoldino-Carolinæ Germaniæ Naturæ curiosorum (Leipzig). (Also *Verhandlungen der k. Leop. Carol. deutschen Acad. d. Naturf.*)

- **N. Ann. Sci. Nat. Bologna*—Nuovi Annali delle Scienze Naturali di Bologna.
- N. Arch. Mus.*—Nouvelles Archives du Muséum d'Histoire Naturelle (Paris).
- N. Denk. Schw. Ges.*—Neue Denkschriften der allgemeinen Schweizerischen Gesellschaft für die gesammten Naturwissenschaften. (Also *Nouveau Mém. de la Soc. Helv. des Sciences Naturelles.*)
- N. Mém. Soc. Helv.*—Nouveaux Mémoires de la Société Helvétique des Sciences Naturelles (Lausanne).
- N. Mém. Soc. imp. Moscou*—Nouveaux Mémoires de la Société impériale des Naturalistes de Moscou.
- N. Saggi Acad. Padova*—Nuovi Saggi della R. Accademia di Scienze Lettere ed Arti in Padova.
- N. Z. J. Sci.*—The New Zealand Journal of Science (Dunedin).
- Nachr. Ges. Götting.*—Nachrichten von der k. Gesellschaft der Wissenschaften und der Georg Auguste Universität zu Göttingen.
- Nachr. mal. Ges.*—Nachrichtsblatt der deutschen malakozologischen Gesellschaft (Frankfort).
- Nat. Canad.*—Le Naturaliste Canadien (Provancher : Cap Rouge, Quebec).
- Nat. Hist. J.*—The Natural History Journal and School Reporter (London and York).
- Nat. Hist. N.*—Natural History Notes (Rowbotham : London).
- Nat.-Hist. Tr. North Durham*—Natural-History Transactions of Northumberland, Durham, and Newcastle-on-Tyne (London & Newcastle).
- Nat. Mex.*—La Naturaleza (Mexico).
- Nat. Sicil.*—Il Naturalista Siciliano : Giornale delle Scienze Naturali (Ragusa : Palermo).
- **Nat. Tids.*—Naturhistorisk Tidsskrift (Schjødte : Copenhagen).
- Nat. Tijdschr. Nederl. Ind.*—Natuurkundig Tijdschrift voor Nederlandsche Indie (Batavia).
- Nat. Notes*—Nature Notes, The Selborne Society's Magazine (Britten : London).
- Nat. Ver. Haarlem*—Natuurkundige Verhandelingen van de Hollandsche Maatschappig der Wetenschappen te Haarlem (Haarlem).
- Nat. Ver. Utrecht*—Natuurkundige Verhandelingen Provinciaal Utrechtsch genootschap van Kunsten en Wetenschappen (Utrecht).
- Natur*—Die Natur : Zeitung zur Verbreitung naturwissenschaftlichen Kenntniss und Naturanschauung für Leser alle Stände. Organ des deutschen Humboldt-Verein (Müller : Halle).
- Naturalist*—The Naturalist : Journal of the Yorkshire Naturalists' Union, &c. A Monthly Journal of Natural History for North of England (Roebuck & Clarke : London & Leeds).
- Nature*—Nature (London).
- Naturforscher*—Naturforscher ; Wochenblatt zur Verbreitung der Fortschritte in den Naturwissenschaften (Sklarek : Berlin).
- Naturw. Wochenschr.*—Naturwissenschaftliche Wochenschrift (Potomié : Berlin).
- Naut.*—The Nautilus (Pilsbry & Averell : Philadelphia).

- Nor. Selsk. Skr.*—K. Norske Videnskabernes Selskabs Skrifter (Thron-djhem).
- Notes Leyd. Mus.*—Notes from the Royal Zoological Museum of the Netherlands at Leyden (Jentink).
- Notizbl. Ver. Erdk. Darmstadt*—Notizblatt des Vereins für Erdkunde zu Darmstadt.
- Nouv. et faits*—Nouvelles et faits divers (De Marsoul : Paris).
- Nunq. Ot.*—Nunquam otiosus (Schaufuss : Dresden).
- Nyt. Mag. Naturv.*—Nyt Magazin for Naturvidenskaberne (Danielssen et alii : Christiania).
- Occas. papers Calif. Ac.*—Occasional papers of the Californian Academy of Sciences (San Francisco).
- Öfv. Ak. Förh.*—Öfversigt af k. Vetenskaps Akademiens Förhandlingar (Stockholm).
- Öfv. Finska Förh.*—Öfversigt af Finska Vetenskaps Societetens Förhandlingar (Helsingfors).
- Onderz. Phys. Lab. Utrecht*—Onderzoekingen gedaan en het physiologisch Laboratorium der Utrechtsche Hoogeschool.
- Orn. & Ool.*—Ornithologist & Oologist (Pawtucket, R. I.).
- Ornis*—Ornis : Internationale Zeitschrift für die gesammte Ornithologie (Blasius & Hayek : Vienna).
- Orvos-termesz. Értesitö.*—Orvos-termeszettudományi Értesitö (Kolozsvár = Klausenberg).
- Overs. Dan. Selsk.*—Oversigt over det k. Danske Videnskabernes Selskabs Forhandlingar (Copenhagen).
- P. Ac. Philad.*—Proceedings of the Academy of Natural Sciences of Philadelphia.
- P. Am. Ac.*—Proceedings of the American Academy of Arts and Sciences (Boston). (Also *Mem.*)
- P. Am. Ass.*—Proceedings of the American Association for the Advancement of Science. (Also *Mem.*)
- P. Am. Micr. Soc.*—Proceedings of the American Society of Microscopists (Buffalo).
- P. Am. Phil. Soc.*—Proceedings of the American Philosophical Society, &c. (Philadelphia). (Also *Trans.*)
- P. A. S. B.*—Proceedings of the Asiatic Society of Bengal (Calcutta).
- P. Bath. N. H. Soc.*—Proceedings of the Bath Natural History and Antiquarian Field Club.
- P. Belf. Soc.*—(See *Report.*)
- P. Biol. Soc. Washington*—Proceedings of the Biological Society of Washington.
- P. Birmingh. Phil. Soc.*—Proceedings of the Birmingham Philosophical Society.
- P. Birmingh. Soc.*—(See *Report.*)
- P. Bost. Soc.*—Proceedings of the Boston Society of Natural History (Boston, U.S.A.) (Also *Mem.*)

- P. Bristol Soc.*—Proceedings of the Bristol Naturalists' Society.
- P. Cal. Ac. Sci.*—Proceedings of the Californian Academy of Sciences (San Francisco). (Also *Trans.* and *Occas. Papers.*)
- P. Cambr. Phil. Soc.*—Proceedings of the Philosophical Society, Cambridge. (Also *Trans.*)
- P. Canad. Inst.*—Proceedings of the Canadian Institute (Toronto).
- P. Chest. Soc.*—Proceedings of the Chester Society of Natural Science.
- P. Colorado Soc.*—Proceedings of the Colorado Scientific Society (Denver).
- P. Cottesw. Nat. F. C.*—Proceedings of the Cotteswold Naturalists' Field Club (Gloucester).
- P. Davenport Ac.*—Proceedings of the Davenport Academy of Natural Sciences (Davenport, Iowa).
- P. Dorset Field Club*—Proceedings of the Dorset Natural History and Antiquarian Field Club (Sherborne).
- P. E. Soc.*—Proceedings of the Entomological Society of London.
- P. E. Soc. Wash.*—Proceedings of the Entomological Society of Washington.
- P. Folkestone Soc.*—Proceedings of the Folkestone Natural History Society.
- P. Geol. Ass.*—Proceedings of the Geologists' Association (London).
- P. Holmesdale Nat. Hist. Club*—Proceedings of the Holmesdale Natural History Club (London).
- P. Linn. Soc. N.S.W.*—Proceedings of the Linnean Society of New South Wales (Sydney).
- P. Liverp. Biol. Soc.*—Proceedings of the Liverpool Biological Society.
- P. Liverp. Field Club*—Proceedings of the Liverpool Naturalists' Field Club.
- P. Liverp. Soc.*—Proceedings of the Literary and Philosophical Society of Liverpool.
- P. Nebraska Ass.*—Proceedings of the Nebraska Association for the Advancement of Science.
- P. Newport Nat. Hist. Soc.*—Proceedings of the Newport Natural History Society.
- P. N. H. Soc. Glasg.*—Proceedings of the Natural History Society of Glasgow.
- P. N.-Scot. Inst.*—Proceedings and Transactions of the Nova-Scotian Institute of Natural Science (Halifax, N.-S.).
- P. Phil. Soc. Glasg.*—Proceedings of the Philosophical Society of Glasgow.
- P. Phys. Soc. Edinb.*—Proceedings of the Royal Physical Society of Edinburgh.
- P. Rochester Acad.*—Proceedings of the Rochester Academy of Science (Rochester, N.Y.).
- P. R. Geogr. Soc.*—Proceedings of the Royal Geographical Society (London).
- P. R. Inst.*—Proceedings of the Royal Institution of Great Britain (London).
- P. R. Irish Ac.*—Proceedings of the Royal Irish Academy (Dublin).
- P. R. Soc.*—Proceedings of the Royal Society (London).

- P. R. Soc. Edinb.*—Proceedings of the Royal Society of Edinburgh. (Also *Trans.*)
- P. R. Soc. Queensl.*—Proceedings of the Royal Society of Queensland (Brisbane).
- P. R. Soc. Tasm.*—Papers and Proceedings and Reports of the Royal Society of Tasmania (Hobarton).
- P. R. Soc. Vict.*—Proceedings of the Royal Society of Victoria (Melbourne). (Also *Trans.*)
- P. Soc. Manch.*—(See *Mem.*)
- P. Somerset. Soc.*—Proceedings of the Somersetshire Archæological and Natural History Society. New series (Taunton).
- P. Tr. Croydon Nat. Hist. Club*—Proceedings and Transactions of the Croydon Microscopical and Natural History Club (Croydon).
- P. U. S. Nat. Mus.*—Proceedings of the United States National Museum (Washington). (Also *Bull.*)
- P.-v. Soc. Mal. Belg.*—Procès-verbaux des séances de la Société Malacologique de Belgique (Brussels).
- P.-v. Soc. Tosc.*—Processi verbali della Società Toscana delle Scienze Naturali (Pisa).
- P. Warwick. Club*—Proceedings of the Warwickshire Naturalists' and Archæologists' Field Club (Warwick).
- P. Z. S.*—Proceedings of the Zoological Society (London). (Also *Trans.*)
- Pal. Abh.*—Palæontologische Abhandlungen (Dames & Kayser: Berlin).
- Paleontogr.*—Palæontographica: Beiträge zur Naturgeschichte der Vorwelt (Cassel).
- Pal. Ind.*—Palæontologia Indica. (4to) Memoirs of the Geological Survey of India (Calcutta).
- Pal. Soc.*—Monographs of the Palæontological Society.
- Pam. Akad. umiej. wydz. przyr. Krakau*—Pamiętnik Akademii Umiejętności w Krakowie. Wydział matem. przyr (Cracow).
- Pam. Fizjogr.*—Pamiętnik Fizjograficzny (Warsaw).
- Papilio*—Papilio: the Organ of the New York Entomological Club, devoted exclusively to Lepidoptera (H. Edwards: New York).
- Phil. Tr.*—Philosophical Transactions of the Royal Society (London). (Also *Proc.*)
- Preisschr. Jblonovsk. Gesells. Leipsig*—Preisschriften gekrönt und herausgegeben von der fürstlich Jablonovski'schen Gesellschaft zu Leipsig.
- Prodr. Zool. Vict.*—Prodromus of the Zoology of Victoria (McCoy: Melbourne).
- Protok. obsch. estest. Kazan*—Protokolui zasiedaniï obshchestva estestvoispytatelei pri imperatorskom Kazanskom Unïversitetye.
- Psyche*—Psyche, a Journal of Entomology. Published by the Cambridge Entomological Club (Cambridge, Mass., U.S.A.).
- Publ. Inst. Luxemb.*—Publications de l'Institut royal grand-ducal de Luxembourg.

- Q. J. Geol. Soc.*—Quarterly Journal of the Geological Society (London).
Q. J. Micr. Sci.—Quarterly Journal of Microscopical Science (Lanckester et alii : London).
- Rad jugoslav. akad.*—Rad jugoslavenske akademije znanosti i umjetnosti (Zagreb). [Transactions of the South Slav Academy of Science and Art.]
- Rec. Austral. Mus.*—Records of the Australian Museum (Ramsay: Sydney).
Rec. Geol. Surv. Ind.—Records of the Geological Survey of India (Calcutta).
- Rec. Z. Suisse*—Recueil Zoologique Suisse (Fol : Geneva & Bâle).
- Rend. Acc. Nap.*—Rendiconto dell' Accademia delle Scienze Fisiche e Matematiche (Sezione della Società reale di Napoli).
- **Rend. Ist. Bologn.*—Rendiconti delle sessioni della R. Accademia delle Scienze dell' Istituto di Bologna.
- Rend. Ist. Lombardo*—Rendiconti del R. Istituto Lombardo delle Scienze e Lettere (Milan).
- Rep. Austr. Ass.*—Reports of the Australasian Association for the Advancement of Science.
- Rep. Austr. Zool. Soc.*—Report of the South Australian Zoological and Acclimatization Society (Adelaide).
- Rep. Belfast Field Club*—Annual Report and Proceedings of the Belfast Naturalists' Field Club.
- **Rep. Birm. N. H. Soc.*—Report [and Transactions] of the Birmingham Natural History and Microscopical Society. (Now in *Mid. Nat.*)
- Rep. Brighton Soc.*—Annual Report and Abstract of Proceedings of the Brighton and Sussex Natural History Society (Brighton).
- Rep. Brit. Ass.*—Report of the British Association for the Advancement of Science.
- Rep. Cornell Univ. Stat.*—Report of the Department of Entomology of the Cornell University Experiment Station (Comstock : Ithaca, N.Y.).
- Rep. Cornwall Polytechn.*—Reports of the Royal Polytechnical Society of Cornwall.
- Rep. Dep. Agric. & Rep. Ent.*—Report of the Entomologist. From the Annual Report of the Department of Agriculture (Washington).
- Rep. Dulwich Col. Soc.*—Annual Report of the Dulwich College Science Society (Dulwich).
- Rep. E. Soc. Ont.*—Report of the Entomological Society of the Province of Ontario.
- Rep. Fish. Scoll.*—Annual Report of the Fishery Board for Scotland (London, Edinburgh, & Dublin).
- Rep. Geol. Surv. Canada*—Report of the Geological and Natural History Survey and Museum of Canada (Montreal).
- Rep. Ins. Illin.*—Annual Report of the Noxious and Beneficial Insects of the State of Illinois (Springfield).
- Rep. Ins. N. York*—Annual Report of the Injurious and other Insects of New York (Lintner : Albany).
- Rep. Leicest. Soc.*—(See *Tr.*)

- Rep. Marl. Coll. Soc.*—Report of the Marlborough College Natural History Society.
- Rep. N. Stafford F. Club*—Report of the North Stafford Field Club.
- Rep. N. Y. Mus.*—Annual Report of the New York State Museum of Natural History (Albany).
- Rep. & P. Belfast N. H. Soc.*—Report and Proceedings of the Belfast Natural History and Philosophical Society.
- Rep. Penzance Soc.*—Report and Transactions of the Penzance Natural History and Antiquarian Society.
- Rep. Plym. Inst.*—Annual Report and Transactions of the Plymouth Institution and Devon and Cornwall Natural History Society (Plymouth).
- Rep. Rugby Soc.*—Report of the Rugby School Natural History Society.
- Rep. Tr. Devon Ass.*—Report and Transactions of the Devonshire Association for the Advancement of Science, &c. (Plymouth).
- Rep. U. S. Ent. Comm.*—Report of the United States Entomological Commission (Washington).
- Rep. U. S. Fish. Comm.*—Report of the Commissioner, United States Commission of Fish and Fisheries (Washington).
- Rep. U. S. Geol. Surv.*—Annual Report of the United States Geological Survey (Washington).
- Rep. Wellington Soc.*—Report of the Wellington College Natural Science Society (Wellington Coll.).
- Rep. Winchester Soc.*—Report of the Winchester College Natural History Society (Winchester).
- Rep. W. Kent Soc.*—Papers and Reports, &c., of the West Kent Natural History, Microscopical, and Photographic Society (Greenwich).
- Rep. Yorks. Phil. Soc.*—Report of the Council of the Yorkshire Philosophical Society.
- Rev. Arg. Hist. Nat.*—Revista Argentina de Historia Natural. (Ameghino : Buenos Ayres.)
- Rev. Biol.*—Revue biologique du Nord de la France (Barrois, Hallez, Moniez : Lille).
- Rev. Cien. Madrid*—Revista de los progresos de las Ciencias Exactas, Físicas, y Naturales (Madrid).
- Rev. Cient. Univ. Venezuela*—Revista Científica mensual de la Universidad Central de Venezuela (Caracas).
- Rev. d'Ent.*—Revue d'Entomologie, publié par la Société Française d'Entomologie (Fauvel : Caen).
- Rev. gén. Sci.*—Revue générale des Sciences Pures et Appliquées (Olivier : Paris).
- Rev. mens. Ent.*—Revue mensuelle d'Entomologie pure et appliquée (Doukhtoureff : St. Petersburg).
- Rev. Mus. la Plata*—Revista del Museo de la Plata (Ameghino : la Plata).
- Rev. Quest. Sci.*—Revue des Questions Scientifiques publiée par la Société scientifique de Bruxelles (Brussels).
- Rev. Sci.*—Revue Scientifique de la France et de l'Étranger (Paris).

- Rev. Sci. Bourb.*—Revue Scientifique du Bourbonnais et du centre de la France (Olivier : Moulins).
- Rev. Sci. Nat. Oporto*—Revista de Ciencias Naturaes e Socias (Severo & Peixoto : Porto).
- Rev. Sci. Nat. Ouest.*—Revue des Sciences Naturelles de l'Ouest (Paris).
- Rev. Sci. Nat.*—Revue des Sciences Naturelles (Dubreuil : Paris).
- Rev. Soc. Porto*—Revista da Societa de Instrucção de Porto (Oporto).
- Rev. Tierheilkunde*—Revue für Tierheilkunde und Tierzucht (Vienna).
- Rev. Tr. Sci.*—Revue des Travaux Scientifiques (Paris).
- Rev. Zool.*—Revue Zoologique.
- Riv. Ital. Sci. Nat.*—Rivista italiana di Scienze Naturali e Bollettino del Naturalista Collettore, Allevatore, Coltivatore (Brogi : Siena).
- Rochester Nat.*—The Rochester Naturalist (Rochester).
- Rov. Lapok*—Rovartani Lapok [Entomological Leaves] (G. Horváth : Budapest).
- Rozpraw Wydz. matem.-przyr. Akad. Umiej.*—Rozprawy i Sprawozdania z posiedzen Wydzialu matem.-przyr. Akademii Umiejetnosci. [Transactions of the Academy of Sciences, Krakau.]
- S. E. Z.*—Stettiner entomologische Zeitung (Dohrn : Stettin).
- Samm. Geol. Mus. Leid.*—Sammlungen des Geologischen Reichmuseums in Leiden.
- Samm. naturw. Vorträge*—Sammlung naturwissenschaftlicher Vorträge (Huth : Berlin.)
- SB. Ak. Berlin*—Sitzungsberichte der königlich Preussischen Akademie der Wissenschaften zu Berlin (formerly Bericht and Monatsbericht). (Also *Abhandl.*)
- SB. Ak. Wien*—Sitzungsberichte der mathematischo-naturwissenschaftlichen Classe der k. Akademie der Wissenschaften (Vienna). (Also *Denkschriften.*)
- SB. Bayer. Ak.*—Sitzungsberichte der mathematisch-physikalischen Classe der k. Bayerischen Akademie der Wissenschaften (Munich). (Also *Abhandl.*)
- SB. Böhm. Ges.*—Sitzungsberichte der k. Böhmischen Gesellschaft der Wissenschaften (Prague). (Also *Abhandl.*)
- SB. Ges. Dorp.*—Sitzungsberichte der Naturforscher-Gesellschaft bei der Universität Dorpat (Dragendorff : Dorpat). (Also *Schriften.*)
- SB. Ges. Isis*—Sitzungsberichte und Abhandlungen der naturwissenschaftlichen Gesellschaft 'Isis' (Dresden). (Also *Abhandl.*)
- SB. Ges. Königsb.*—Sitzungsberichte der k. physikalisch-ökonomischen Gesellschaft in Preussen (Königsberg). (See *Schr. Ges. Königsb.*)
- SB. Ges. Leipzig*—Sitzungsberichte der naturforschenden Gesellschaft zu Leipzig.
- SB. Ges. Marb.*—Sitzungsberichte der Gesellschaft zur Beförderung der gesammten Naturwissenschaften zu Marburg.
- SB. Ges. Morph.*—Sitzungsberichte der Gesellschaft für Morphologie und Physiologie in München (Munich).
- SB. Ges. Würzb.*—Sitzungsberichte des physikalisch-medicinischen Gesellschaft zu Würzburg. (Also *Verh.*)

- SB. Jen. Ges.*—Sitzungsberichte der Jenaischen Gesellschaft für Medicin und Naturwissenschaft (Jena).
- SB. nat. Fr.*—Sitzungsberichte der Gesellschaft naturforschender Freunde zu Berlin.
- SB. niederrhein. Ges.*—Sitzungsberichte der niederrheinischen Gesellschaft für Natur- und Heilkunde (Bonn). (Published with *Verh. & CB. Ver. Rheintl.*)
- SB. Soc. Erlangen*—Sitzungsberichte der physikalisch-medicinischen Societät zu Erlangen.
- SB. z.-b. Wien*—Sitzungsberichte der zoologisch-botanischen Gesellschaft in Wien (Vienna). (Also *Verh.*)
- Schr. Ges. Danz.*—Neueste Schriften der naturforschenden Gesellschaft zu Danzig.
- Schr. Ges. Königsb.*—Schriften der physikalisch-ökonomischen Gesellschaft zu Königsberg in Preussen.
- Schr. gesamt. Naturw. Marburg*—Schriften der Gesellschaft zur Beförderung der gesammten Naturwissenschaften zu Marburg.
- Schr. Nat. ges. Dorpat.*—Schriften herausgegeben von der Naturforscher-Gesellschaft bei der Universität Dorpat. (Also *SB.*)
- Schr. Nat. Ver. Schleswig*—Schriften des naturwissenschaftlichen Vereins für Schleswig-Holstein (Kiel).
- Schr. Ver. Harzes*—Schriften des naturwissenschaftlichen Vereins des Harzes in Wernigerode.
- Schr. Univ. Kiel*—Schriften der Universität zu Kiel.
- Science*—Science (Dall : Cambridge, Mass.).
- Sci. Goss.*—Science Gossip (Taylor : London).
- Sci. Mem.*—Scientific Memoirs by Medical Officers of the Army of India (Simpson : Calcutta).
- Science Obs.*—Science Observer (Boston Scientific Society, U.S.A.).
- Sci. P. R. Dubl. Soc.*—Scientific Proceedings of the Royal Dublin Society.
- Sci. Tr. R. Dublin Soc. (2)*—The Scientific Transactions of the Royal Dublin Society. Second Series.
- Scot. Nat.*—The Scottish Naturalist (Clarke : Perth).
- Sem. Médic.*—La Semaine Médicale.
- Smiths. Contrib. Knowledge*—Smithsonian Contributions to Knowledge (Washington).
- Smiths. Misc. Coll.*—Smithsonian Miscellaneous Collections (Washington).
- Smiths. Report*—Annual Report of the Board of Regents of the Smithsonian Institution, &c. (Washington).
- Soc. Ent.*—Societas Entomologica.
- Soc. Agricole Pyrén.-orient.*—Société Agricole Scientifique et Littéraire des Pyrénées-orientales (Perpignan).
- Soc. Sci. Vitry*—Société des Sciences et Arts de Vitry la François (Arcis sur Aube).
- Sprawozd. Kom. fizyogr.*—Sprawozdanie Komisji fizyograficznej, &c. (Cracow).
- Stavanger Mus.*—Stavanger Museums Aarsboretning.
- Stud. Biol. Lab. J. Hopkins Univ.*—Studies at the Biological Laboratory of the Johns Hopkins University (Baltimore).

- **Stud. Micr. Sci.*—Studies in Microscopical Science (Cole : London).
- Stud. Mus. Dundee*—Studies from the Museum of Zoology in University College, Dundee (D'Arcy Thompson : Dundee).
- Sv. Ak. Handl.*—K. Svenska Vetenskaps-Akademiens Handlingar (Stockholm).
- Tag. Deut. Nat. Vers.*—Tageblatt der Versammlung deutscher Naturforscher und Aertzte.
- Taprobanian*—The Taprobanian (Nevill : Bombay).
- Tijdschr. Ent.*—Tijdschrift voor Entomologie (The Hague).
- Tijdschr. Ind. Volkenkund*—Tijdschrift voor Indische Taal-, Land- en Volkenkunde, etc. (Brandes & Abendann, Batavia and the Hague).
- Tijdschr. Nederl. Dierk. Ver. (2)*—Tijdschrift van de Nederlandsche Dierkundige Vereeniging (Leyden).
- Tijdschr. Nederl. Ind.*—Naturkundig Tijdschrift voor Nederlandsch Indië (Batavia).
- Timehri*—Timehri : being the Journal of the Royal Agricultural and Commercial Society of British Guiana (Quelch : Demerara).
- Termes Közlöny*—Természettudományi Közlöny kiadja a k. magyar termeszett. Társulat (Budapest).
- Term. füzetek*—Természetráji füzetek : kiadja a magyar remzeti Múzeum (Journal of Zoology, &c., edited by Hungarian Museum at Budapest).
- Tr. Albany Inst.*—Transactions of the Albany Institute. (Formerly *Proceedings* also).
- Tr. Am. Phil. Soc.*—Transactions of the American Philosophical Society, &c. (Philadelphia). (Also *Proceedings*).
- Tr. Am. Ent. Soc.*—Transactions of the American Entomological Society (Philadelphia).
- Tr. A. S. Japan*—Transactions of the Asiatic Society of Japan (Yokohama).
- Tr. Barrow Nat. Field Club*—Transactions of the Barrow Naturalists Field Club.
- Tr. Camb. Phil. Soc.*—Transactions of the Cambridge Philosophical Society. (Also *Proceedings*).
- Tr. Cardiff Nat. Soc.*—(See *Rep. Tr. Cardiff Nat. Soc.*)
- Tr. Conn. Ac.*—Transactions of the Connecticut Academy of Sciences (New Haven).
- Tr. Cumberl. Westmorl. Ass.*—Transactions of the Cumberland and Westmoreland Association for the Advancement of Literature and Science (Goodchild : Carlisle).
- Tr. Devon Ass.*—(See *Rep. Tr. Devon Ass.*)
- Tr. Dumfries Nat. Hist. Soc.*—The Transactions and Journal of Proceedings of the Dumfries and Galloway Natural History and Antiquarian Society (Dumfries).
- Tr. Edin. Geol. Soc.*—Transactions of the Edinburgh Geological Society.
- Tr. Edinb. Nat. Soc.*—Transactions of the Edinburgh Field Naturalists' and Microscopical Society.

- Tr. Ess. Club* = *Ess. Nat.*—Essex Naturalist: being the Journal, Transactions, and Proceedings of the Essex Field Club (Buckhurst Hill).
- Tr. E. Kent Nat. Hist. Soc.*—Transactions of the East Kent Natural History Society (Canterbury).
- Tr. E. Soc.*—Transactions of the Entomological Society of London.
- ^o*Tr. Geol. Soc.*—Transactions of the Geological Society of London.
- Tr. Hertf. Soc.*—Transactions of the Hertfordshire Natural History Society and Field Club (Watford).
- Tr. Kansas Ac.*—Transactions of the Kansas Academy of Science (Topeka).
- Tr. Leicester Soc.*—Transactions of the Leicester Literary and Philosophical Society (Leicester).
- Tr. L. S.*—Transactions of the Linnean Society, London. (Also *Journal*.)
- Tr. L. S. New York*—Transactions of the Linnean Society of New York.
- Tr. Leeds Nat. Club*—Transactions of the Leeds Naturalists' Club.
- Tr. Manch. Geol. Soc.*—Transactions of the Manchester Geological Society.
- Tr. Manch. Micr. Soc.*—Transactions of the Manchester Microscopical Society.
- Tr. Maryland Ac. Sci.*—Transactions of the Maryland Academy of Sciences.
- Tr. Middlesex Soc.*—Transactions of the Middlesex Natural History and Science Society.
- Tr. Newbury Club*—Transactions of the Newbury District Field Club.
- Tr. Norw. Soc.*—Transactions of the Norfolk and Norwich Naturalists' Society (Norwich).
- Tr. Notts. Soc.*—Transactions of the Nottingham Naturalists' Society.
- Tr. N. York Ac. Sci.*—Transactions of the New York Academy of Sciences (New York). (Also *Annals*.)
- Tr. N. Z. Inst.*—Transactions and Proceedings of the New Zealand Institute (Wellington).
- Tr. Odont. Soc.*—Transactions of the Odontological Society.
- Tr. Ottawa Nat. Club*—Transactions of the Ottawa Field-Naturalists' Club.
- Tr. & P. Perthsh. Soc.*—Transactions and Proceedings of the Perthshire Society of Natural Science (Perth).
- Tr. R. Irish Ac.*—Transactions of the Royal Irish Academy (Dublin).
- Tr. S. African Phil. Soc.*—Transactions of the South African Philosophical Society (Cape Town).
- Tr. R. Soc. Canada*—Proceedings and Transactions of the Royal Society of Canada (Montreal).
- Tr. R. Soc. Edinb.*—Transactions of the Royal Society of Edinburgh.
- Tr. R. Soc. S. Austr.*—Transactions of the Royal Society of South Australia (Adelaide).
- Tr. R. Soc. Vict.*—Transactions of the Royal Society of Victoria. (Also *Proceedings*.)
- Tr. Shropshire Soc.*—Transactions of the Shropshire Archæological and Natural History Society (Shrewsbury and Oswestry).
- Tr. Soc. roy. Maur.*—Transactions de la Société royale des Arts et des Sciences de Maurice (Mauritius). (Title formerly in English.)

- Tr. Stirling Soc.*—Transactions of the Stirling Natural History and Archæological Society.
- Tr. St. Louis Acad.*—Transactions of the Academy of Science of St. Louis.
- **Tr. Tyneside Club*—Transactions of the Tyneside Naturalists' Field Club (Newcastle-upon-Tyne).
- Tr. Wagner Inst.*—Transactions of the Wagner Free Institute of Science of Philadelphia.
- Tr. Wisconsin Acad.*—Transactions of the Wisconsin Academy of Sciences, Arts, and Letters (Madison). (Also *Bulletin*.)
- Tr. Woolhope Nat.*—Transactions of the Woolhope Naturalists' Field Club (Hereford).
- Tr. Yorksh. Union*—Transactions of the Yorkshire Naturalists' Union (London & Leeds).
- Tr. Z. S.*—Transactions of the Zoological Society (London).
- Trav. Ac. Reims*—Travaux de l'Académie nationale de Reims.
- Trav. Inst. Zool. Lille*—Travaux de l'Institut Zoologique de Lille et de la Station maritime de Wimereux (Lille).
- Trav. Lab. Histol.*—Travaux du Laboratoire d'Histologie du Collège de France, École pratique des Hautes Études (Ranvier : Paris).
- Trav. Soc. Univ. Kharkow*—Travaux de la Société des Naturalistes à l'Université impériale de Kharkow.
- Trencsén term. egy.*—Trencsén mezzei természettudományi egyszület (Trencsin).
- Tromsø Mus. Aarsh.*—Tromsø Museum's Aarshefter.
- Trudui Kazan. Univ.*—Trudui obshchestva estestvoispuitatelei pri imperatorskom Kazanskom Universitetzi.
- Trudui Kharkoff Univ.*—Trudui obshtchestva ispytatelei prihody pro imp. Kharkovskom universitet (Kharkoff).
- Trudui Russ. Est.*—Trudui sezda russkich estestvoespytatelei.
- Trudui St. Petersburg Est.*—Trudui sanct Petersburgshkagho obshchestva estestvoispuitatelei. (Called also Travaux de la Société des Naturalistes de St. Petersburg.)
- Uebers. Arb. Schles. Ges. Breslau*—Uebersicht der Arbeiten und Verhandlungen des Schlesischen naturwissenschaftlichen Gesellschaft in Breslau.
- Unters. Nat.*—Untersuchungen zur Naturlehre des Menschen und der Thiere (Moleschott : Giessen).
- Upsala Univ. Årsskrift*—Upsala Universitets Årsskrift (Upsala). (Also *Act. Upsala*.)
- Vannin Lioar.*—(See *Lioar Man*.)
- Verh. Ak. Amst.*—Verhandelingen der koninklijke Akademie van Wetenschappen (Amsterdam). (Also *JB*.)
- Verh. anthrop. Ges.*—Verhandlungen der Berliner anthropologischen Gessellschaft (Berlin).
- Verh. Batav. Genoots.*—Verhandelingen van het Bataviaasch Genootschap van Kunsten en wetenschappen (Batavia and The Hague).

Verh. geol. Reichsanst.—Verhandlungen der k.-k. geologischen Reichsanstalt (Vienna). (Also *JB.*)

Verh. Ges. Basel—Verhandlungen der naturforschenden Gesellschaft in Basel (Bâle).

Verh. Ges. Würzb.—Verhandlungen der physikalisch-medicinischen Gesellschaft zu Würzburg. (Also *SB.*)

Verh. k. Leopold. Carol. Akad. Naturf.—(See *N. Act. Ac. Leop. Carol. Nat. cur.*)

Verh. naturw. Ver. Karlsruhe—Verhandlungen des naturwissenschaftlichen Vereins in Karlsruhe.

Verh. schweiz. Naturf. Ges.—(See *Act. Soc. Helv.*)

Verh. Siebenb. Ver.—Verhandlungen und Mittheilungen des Siebenbürgischen Vereins für Naturwissenschaften (Hermannstadt).

Verh. Ver. Brünn.—Verhandlungen des naturforschenden Vereins in Brünn.

Verh. Ver. Hamb.—Verhandlungen des Vereins für naturwissenschaftliche Unterhaltung zu Hamburg.

Verh. Ver. Heidelb.—Verhandlungen des naturhistorisch-medicinischen Vereins zu Heidelberg.

Verh. Ver. Presburg—Verhandlungen des Vereins für Natur- und Heilkunde zu Presburg.

Verh. Ver. Rheinl.—Verhandlungen des naturhistorischen Vereins der preussischen Rheinlande und Westphalen (Bonn). (Also *CB.*)

Verh. z.-b. Wien—Verhandlungen der kaiserlichen-königlichen zoologisch-botanischen Gesellschaft in Wien (Vienna). (Also *SB.*)

Verst. Ak. Amst.—Verslagen en Mededeelingen der k. Akademie van Wetenschappen (Amsterdam).

Verh. d. Ver. Santiago—Verhandlungen des Deutschen wissenschaftlichen Vereines zu Santiago (Santiago, Chili).

Vict. Nat.—Victorian Naturalist, The Journal and Magazine of the Field Naturalists' Club of Victoria (Melbourne).

Vid. Medd.—Videnskabelige Meddelelser fra den naturhistoriske Forening (Copenhagen).

Viert. Ges. Zürich—Vierteljahrschrift der naturforschenden Gesellschaft in Zürich (Wolf : Zürich).

Wesley Nat.—The Wesley Naturalist. Monthly Journal of the Wesley Scientific Society (Dallinger et alii : London).

West Am. Scientist—The West American Scientist (San Diego).

Wiedomosci z nauk przyrod. = Materialien zu dem Wissenschaften (Warsaw).

Wien. ent. Z.—Wiener entomologische Zeitung (Vienna).

Wilt. Mag.—The Wiltshire Archaeological and Natural History Magazine (Devizes).

York. Phil. Soc.—Yorkshire Philosophical Society Annual Report (York).

Young Nat.—The Young Naturalist (Morley : Huddersfield).

Z. Biol.—Zeitschrift für Biologie (München).

Z. Ent. Bresl.—Zeitschrift für Entomologie (Breslau).

- Z. Ferdinand. Tirol Vorarlberg*—Zeitschrift des Ferdinandeums für Tirol und Vorarlberg (Innsbrück).
- Z. f. Ethnol.*—Zeitschrift für Ethnologie (Bastian & Hartmann : Berlin).
- Z. f. Thiermed.*—Zeitschrift für Thiermedizin und vergleichende Pathologie).
- Z. geol. Ges.*—Zeitschrift der deutschen geologischen Gesellschaft (Berlin).
- Z. ges. Orn.*—Zeitschrift für die gesammte Ornithologie (Von Madarász : Budapest).
- Z. Naturw.*—Zeitschrift für Naturwissenschaften. Original Abhandlungen und Berichte herausgegeben im Auftrage der naturwissenschaftlichen Vereins für Sachsen und Thüringen (Brass : Halle-a-S.).
- Z. Orn.*—Zeitschrift für Ornithologie und praktischen Geflug.
- Z. wiss. Geogr.*—Zeitschrift für wissenschaftliche Geographie (Kettler : Lahr, in Baden).
- Z. wiss. Mikr.*—Zeitschrift für wissenschaftliche Mikroskopie und für mikroskopische Technik (Berens : Braunschweig).
- Z. wiss. Zool.*—Zeitschrift für wissenschaftliche Zoologie (Kölliker & Ehlers : Leipzig).
- Zapiski Kiev.*—Zapiski Kievskagho Obshchestva Estestvoisputatelei (Kieff).
- Zapiski Novoross. Obsch. Estestv.*—Zapiski Novorossiskagho Obshchestva Estestvoisputatelei (Odessa).
- Zoe*—Zoe : A Biological Journal (San Francisco).
- Zool.*—The Zoologist (Harting : London).
- Zool. Anz.*—Zoologischer Anzeiger (Carus : Leipzig).
- Zool. Beitr.*—Zoologische Beiträge (Breslau).
- Zool. Gart.*—Der Zoologische Garten (Noll : Frankfurt).
- Zool. Jahrb.*—Zoologische Jahrbücher (Spengel : Giessen).
- Zool. JB.*—Zoologischer Jahresbericht (Mayer & Giesbrecht : Berlin).
- Zool. Mag.*—The Zoological Magazine (Tokyo).
- Zool. Rec.*—The Zoological Record (Beddard : London).

An asterisk prefixed to a quotation signifies that the Recorder has not seen the journal or work referred to.

CONTENTS.

GENERAL SUBJECTS. By J. ARTHUR THOMSON, M.A., F.R.S.E.

	Page		Page
Text Books, General Works,		Special Subjects :	
Essays, &c.	1	Cell and Protoplasm	19
Theory of Evolution :		Oogenesis	22
General	9	Spermatogenesis	26
Environment	15	Sex and Reproduction	27
Heredity	17		

MAMMALIA. By R. LYDEKKER, B.A., F.G.S.

Introduction	1	Carnivora	26
The General Subject	2	Rodentia	31
Faunas	19	Ungulata	39
Special Structures, Develop-		Cetacea	47
ment, &c.	20	Sirenia	50
Special Work	21	Edentata	50
Primates	21	Marsupialia	50
Chiroptera	23	Multituberculata	50
Insectivora	24		

AVES. By R. BOWDLER SHARPE, LL.D.

Introduction	1	Charadriiformes	29
The General Subject	2	Gruiformes	31
Ratitæ	22	Pelagiformes	31
Rheiformes	22	Phænicopteriformes	32
Struthioniformes	22	Anseriformes	32
Casuariiformes	22	Pelecaniformes	33
Apterygiformes	23	Cathartidiformes	34
Carinata	23	Accipitriformes	34
Crypturiformes	23	Striges	36
Galliformes	23	Coraciiformes	37
Columbiformes	25	Trogones	39
Opisthocomiformes	26	Coccyges	40
Ralliformes	26	Psittaciformes	40
Helionithiformes	27	Scansores	41
Hesperornithiformes	27	Piciformes	41
Podicipedidiformes	27	Eurylæmi	42
Colymbiformes	27	Menuræ	43
Procellariiformes	27	Passeriformes	43
Alciformes	28	Passeres abnormales	64
Lariformes	28		

REPTILIA AND BATRACHIA. By G. A. BOULENGER.

	Page		Page
General	1	Chelonia	18
Fauna	4	Icthyosauria	21
Palaeontological	6	Plesiosauria	21
REPTILIA	7	Thecodontia	21
Squamata	8	Rhynchocephalia	21
Lacertilia	8	Anomodontia	22
Rhyptoglossa	11	BATRACHIA	22
Pythonomorpha	12	Ecaudata	23
Ophidia	12	Caudata	26
Ornithosauria	17	Apoda	27
Dinosauria	17	Stegocephala	28
Emydosauria	18		

PISCES. By G. A. BOULENGER.

General	1	Teleostei	17
Fauna	5	Acanthopterygii	18
Palaeontological	7	A. Pharyngognathi	24
Elasmobranchii	9	Anacanthini	25
Holocephali	11	Physostomi	28
Ostracodermi	11	Lophobranchii	34
Dipnoi	12	Plectognathi	34
Ganoidei	13	Cyclostomata	34
Incertae Sedis	16	Leptocardii	35

TUNICATA. By PROF. W. A. HERDMAN, D.Sc.

List of Publications	1	Systematic	5
Anatomy	2	Ascidacea	5
Embryology	2	Ascidiae simplices	5
Physiology, Methods, &c.	4	Ascidiae compositae	6
Geographical Distribution	4	Larvacea	6

MOLLUSCA. By P. CHALMERS MITCHELL, B.A., F.Z.S.

Introduction	1	Gasteropoda Opisthobranchiata	39
List of Publications	2	" Nucleobranchiata	41
References. Systematic Classification	25	" Prosobranchiata	42
Cephalopoda	26	Prosobranchiata Scutibranchiata	55
Octopoda	26	Polyplacophora	57
Decapoda	26	Aplacophora	57
Ammonea	27	Scaphopoda	57
Tetrabranchiata	28	Lamellibranchiata	58
Pteropoda	29	References	64
Gasteropoda Pulmonata	30	Geographical Distribution	67
		Geological	70

BRACHIOPODA. By P. CHALMERS MITCHELL, B.A., F.Z.S.

Introduction	1	Articulata	4
List of Papers	1	References; Subject Matter	8
References; Systematic Classification	4	General Anatomy	8
Inarticulata	4	Geographical Distribution	9
		Geological	9

POLYZOA. By P. CHALMERS MITCHELL, B.A., F.Z.S.

	Page		Page
Introduction	1	Ectoprocta	5
List of Papers	1	Vermiformia	9
References; Systematic Classification	4	References; Subject Matter	9
Entoprocta	4	Geographical Distribution	10
		Geological	10

CRUSTACEA. By CECIL WARBURTON, B.A.

List of Publications	1	Phyllopoda	15
Systematic	12	Cladocera	15
Thoracipoda	12	Lophyropoda	15
Podophthalmia	12	Ostracoda	15
Decapoda	12	Copepoda	17
Stomapoda	13	Anchoracephala	17
Edriophthalmia	13	Cirripedia	17
Isopoda	13	Morphology	17
Amphipoda	14	Physiology	21
Gnathopoda	15	Classification	21
Branchiopoda	15	Geographical Distribution	22

ARACHNIDA. By R. INNES POCOCK.

Titles of Papers	1	Opiliones	15
Distribution	4	Palæontology	15
Aranæ	4	Acari	16
Pedipalpi	13	Pentastomida	18
Scorpiones	13	Tardigrada	18
Solpugæ	14	Pantopoda	19
Pseudoscorpiones	14	Gigantostrea	19

MYRIOPODA. By R. INNES POCOCK.

Titles of Papers	1	Palæontology	4
Chilopoda	2	Protracheata	4
Diplopoda	3		

INSECTA. By D. SHARP.

Introduction	1	Economic	93
Titles	2	Bibliography, Nomenclature, Biography	95
Anatomy, Physiology, Biology	60	Systematic	97
Faunistic and Palæontology	65		

(a.) COLEOPTERA.

Page		Page		Page
	The General Subject	97	Cryptophagidæ,	
	Cicindelidæ	97	Lathridiidæ,	
	Carabidæ	98	Thoricidæ	119
	Dytiscidæ	103	Dermestidæ	119
	Gyrinidæ	104	Byrrhidæ	119
	Hydrophilidæ	104	Parnidæ	119
	Platypsyllidæ	107	Heteroceridæ	120
	Staphylinidæ	107	Lucanidæ	120
	Pselaphidæ	109	Passalidæ	120
	Paussidæ	114	Scarabæidæ	120
	Scydmænidæ	114	Buprestidæ	128
	Silphidæ	114	Throscidæ	131
	Histeridæ	115	Eucnemidæ	131
	Phalacridæ	116	Elateridæ	132
	Nitidulidæ	116	Rhipidoceridæ,	
	Trogositidæ	117	Dascillidæ	134
	Colydiidæ	118	Malacodermata	134
	Cucujidæ	118	Oleridæ	136
			Bostrychidæ, Ptin-	
			idæ, Cioidæ	137
			Tenebrionidæ	137
			Cistelidæ	142
			Melandryidæ,	
			Lagriidæ	142
			Pedilidæ, Anthic-	
			idæ, Xylophilidæ	142
			Mordellidæ, Rhipi-	
			dophoridæ	144
			Cantharidæ	144
			Ædemeridæ	146
			Curculionidæ	147
			Scolytidæ	156
			Brenthidæ	157
			Bruchidæ, An-	
			thribidæ	157
			Cerambycidæ	158
			Chrysomelidæ	166
			Languridæ,	
			Erotylidæ	177
			Endomychidæ	177
			Coccinellidæ	178
			Corylophidæ	178

(b.) HYMENOPTERA.

	The General Subject	179	Aculeata		Terebrantia
	Aculeata		Formicidæ	187	Evaniidæ, and
	Apidæ	179	Terebrantia		Trigonalidæ
	Vespidæ	182	Chrysididæ	192	Chalcididæ
	Crabronidæ	183	Ichneumonidæ	192	Proctotrupidæ
	Mutillidæ	187	Braconidæ	198	Cynipidæ
					Sessiliventres

(c.) LEPIDOPTERA.

	The General Subject	204	Heterocera		Heterocera
	Rhopalocera		Castniidæ, Ura-		Saturniidæ, Ce-
	Papilionidæ	204	niidæ, Aga-		ratocampidæ,
	Pieridæ	205	ristidæ, Chal-		Bombycidæ,
	Danaidæ	207	cosiidæ, Hi-		Lasiocampidæ
	Acraeidæ	208	mantopteridæ	224	Cossidæ, Hepial-
	Heliconiidæ	209	Zygenidæ	226	idæ
	Nymphalidæ	209	Arctiidæ	227	Cymatophoridæ
	Brassolidæ and		Melameridæ,		Noctuidæ
	Morphidæ	212	Lithosiidæ,		Deltoidæ
	Satyridæ	212	Hypsidiæ	229	Geometridæ
	Elymniidæ	214	Nycteo- lidæ,		Pyralidæ, Phy-
	Erycinidæ	214	Nyctemeridæ,		citidæ, Sicu-
	Lycænidæ	215	Euschemidæ	231	lodidæ, Epi-
	Hesperidæ	222	Liparidæ, Ana-		paschiidæ, E-
	Heterocera		phidæ	231	Crambidæ
	Sphingidæ	223	Psychidæ	232	Tortricidæ
	Ægeridæ	224	Notodontidæ,		Tineidæ
			Cnethocampidæ	233	Pterophoridæ &
			Limacodidæ,		Alucitidæ
			Drepanulidæ	234	

(d.) DIPTERA.

Page		Page		Page	
The General Subject	272	Asilidæ	278	Anthomyiidæ	289
Cecidomyiidæ	272	Bombyliidæ	278	Ortalidæ	289
Mycetophilidæ	274	Cyrtidæ	278	Trypetidæ	290
Simuliidæ	274	Empidæ	278	Ephydridæ	290
Bibionidæ	275	Dolichopodidæ	278	Oscinidæ	290
Blepharoceridæ	275	Lonchopteridæ	280	Agromyzidæ, Phytomyzidæ, Phoridæ	290
Culicidæ	275	Syrphidæ	280	Pupipara	290
Chironomidæ	275	Æstridæ	280	(Aphaniptera)	290
Tipulidæ	275	Tachinidæ, Muscidæ, Sarcophagidæ	280		
Leptidæ	278				

(e.) RHYNCHOTA.

The General Subject	291	(Hemiptera—Heteroptera)		(Hemiptera—Homoptera)	
Hemiptera—Heteroptera	291	Capsidæ	296	Cicadidæ	300
Pentatomidæ	291	Anthocoridæ and Saldidæ	298	Fulgoridæ	301
Coreidæ	295	Reduviidæ, Nabidæ	298	Cercopidæ	302
Lygæidæ and Pyrrhocoridæ	295	Hydrometridæ	299	Membracidæ	302
Tingitidæ and Aradidæ	296	Hydrocorisæ	299	Jassidæ	303
		(Hemiptera—Homoptera)	300	Psyllidæ	304
				Aphididæ	304
				Aleurodidæ, Coccidæ	305

(f.) NEUROPTERA.

The General Subject	307	Pseudo-Neuroptera	307	Termitidæ, Embiidæ, Thysanoptera	310
Trichoptera	307	Thysanura and Collembola	307	Psocidæ	310
Neuroptera—Planipennia	307	Mallophaga	309	Ephemeridæ	310
				Odonata	310

(g.) ORTHOPTERA.

The General Subject	313	Blattidæ	313	Gryllidæ	314
Forficulidæ	313	Mantidæ	314	Locustidæ	315
		Phasmatidæ	314	Aceridiidæ	317

ECHINODERMATA. By E. A. MINCHIN.

Introduction	1	Systematic	20
List of Publications	2	Holothurioidea	20
Anatomy, Histology, &c.	11	Echinoidea	21
Embryology	17	Asteroidea	22
Physiology	17	Ophiuroidea	23
Biology	18	Crinoidea	24
Distribution	20		

VERMES. By P. CHALMERS MITCHELL, B.A., F.Z.S.

	Page		Page
Introduction	1	Annelida	18
List of Publications	2	Chaetopoda	19
References. Systematic Classi-		Gephyrea	20
fication	16	Hirudinea	21
General	16	Turbellaria	21
Rotifera	16	Cestoda	22
Nemertea	17	Trematoda	22
Acanthocephala	17	References. Subject Matter	
Nematoda	18	Classification	23
Enteropneusta	18	Geographical Distribution . .	26

CŒLELENTERATA. By S. J. HICKSON.

List of Papers	1	Distribution	12
Morphology	7	Systematic	13
Reviews and Notices	12	Hydrozoa	13
		Anthozoa	16

SPONGIÆ. By E. A. MINCHIN, B.A.

Introduction	1	Distribution	14
List of Publications	2	Methods of Preservation, &c. .	14
Anatomy, Histology, &c.	9	Systematic	14
Embryology	11	Calcarea	14
Physiology	13	Hexactinellida	14
Biology	13	Tetractinellida, &c	15

PROTOZOA. By CECIL WARBURTON, B.A.

List of Publications	1	Morphology and Life-History, .	11
Systematic	8	Physiology	12
Gymnomyxa	8	Classification	13
Corticata	10	Geographical Distribution . .	13

INDEX TO GENERA AND SUBGENERA DESCRIBED AS NEW, &C.

ZOOLOGICAL RECORD

FOR 1890.

GENERAL SUBJECTS.*

BY

J. ARTHUR THOMSON, M.A., F.R.S.E.

PLAN OF RECORD.

(A.) TEXT-BOOKS, GENERAL WORKS, &c., p. 1.	(C) SPECIAL SUBJECTS.
(B) THEORY OF EVOLUTION, 1. General, p. 9. 2. Environment, p. 15. 3. Heredity, p. 17.	1. Cell and Protoplasm, p. 19. 2. Oogenesis, p. 22. 3. Spermatogenesis, p. 26. 4. Sex and Reproduction, p. 27.

(A.) TEXT-BOOKS, GENERAL WORKS, ESSAYS ON GENERAL SUBJECTS.

(1) TEXT-BOOKS AND GENERAL WORKS.

*ARLOING, S. Cours élémentaire d'Anatomie générale et notions de Technique Histologique. (Revisé et publié par. X. Lesbre.) Paris : 8vo, 454 pp., 388 figs.

— [See CHAUVEAU, A.]

*BESSON, E. Leçons d'Anatomie et de Physiologie animales. Paris: 8vo, pp. 1-208, 227 figs., & pp. 209-368, 171 figs.

BOAS, J. E. V. Lehrbuch der Zoologie. Jena : 8vo, viii & 578 pp., 378 figs.

* An asterisk prefixed to a quotation indicates that the Recorder has not seen the work referred to.

- BREHM'S Tierleben. Dritte, gänzlich neubearbeitete Auflage von Dr. Pechuel-Loesche. Bd. I & II, die Säugethiere (unter Mitwirkung von W. Haacke). Leipzig : 8vo, xii & 708 pp., 19 pls., 149 figs., & xlv & 702 pp., 19 pls., about 130 figs.
- BRONN, H. G. Klassen und Ordnungen des Thierreichs, wissenschaftlich dargestellt in Wort und Bild. *Reptilia*, by C. K. HOFFMANN ; *Aves*, by Hs. GADOW ; *Mammalia*, by W. LECHE ; *Arthropoda*, by H. GERSTÄCKER ; *Vermes*, by M. BRAUN ; *Echinodermata*, by H. LUDWIG. Leipzig : 8vo. [See separate Records.]
- *CAMERANO, L. Note ad un corso annuale di anatomia e fisiologia comparate. Torino : 4to, 717 pp., 788 figs.
- CARUS, J. V. Prodrömus faunæ Mediterraneæ. Vol. II. *Mollusca*, *Cephalopoda*. Pars 2. *Tunicata*., Stuttgart : 8vo, pp. 273-496.
- *CHAUVEAU, A. Traité d'anatomie comparée des animaux domestiques. 4^e édition, revue et augmentée avec la collaboration de S. Arloing. Paris : 8vo, 1064 pp., 455 figs.
- *ELLENBERGER, W. Handbuch der vergleichenden Histologie und Physiologie der Haussäugethiere. Bd. II. Theil I. Vergl. Physiologie. Berlin : 8vo, 15 & 877 pp., 82 figs.
- FOTHERGILL, W. E. Zoological Types and Classification. Edinburgh : 8vo, 222 pp.
- GAUDRY, A. Les Enchainements du Monde Animal dans les temps géologiques. Fossiles secondaires. Paris : 8vo, 523 pp., 403 figs.
- HEIDER, K. [See KORSCHULT, E.]
- HERTWIG, O. Lehrbuch der Entwicklungsgeschichte des Menschen und der Wirbeltiere. Dritte, teilweise umgearbeitete Auflage. Jena : 8vo, xiii & 554 pp., 2 pls., 339 figs.
- KORSCHULT, E., & HEIDER, K. Lehrbuch der vergleichenden Entwicklungsgeschichte der Wirbellosen Thiere. Spezieller Teil. 1 Lief. Jena : 8vo, xii & 308 pp., 225 figs.
- LEUCKART, R., & NITSCHKE, H. Zoologische Wandtafeln zum Gebrauche an Universitäten und auf Schulen. Lief. 37, taf. lxxxiv & lxxxvii ; 38, taf. lxxxv & lxxxix ; 39, taf. lxxxvi & lxxxviii ; 40, taf. xc & xci. Kassel : fol.
- *MAISONNEUVE, P. Zoologie, Anatomie et Physiologie animales. 3^e édition. Paris : 8vo, 500 pp., 3 pls., 166 figs.
- *MICHELETTI, A. M. Elementi di Zoologia descrittiva. Torino : 8vo, 167 pp., 138 figs.
- PERRIER, E. Traité de Zoologie. Fasc. I. Zoologie générale. Paris : 8vo, viii & 412 pp., 458 figs.
- *PRENANT, A. Éléments d'Embryologie de l'Homme et des Vertébrés. Livre I. Paris : 8vo, 32 & 470 pp., 230 figs., 4 pls.

- *POGGIO, E. DE. *Manuale de Zoologia comparata ed origine degli animali domestici ad uso della quinta classe ginnasiali.* Milano : 8vo, vii & 154 pp.
- QUAIN'S *Elements of Anatomy.* Edited by E. A. SCHÄFER and G. D. THANE. Tenth Edition. Vol. I, Part I. Embryology. London : 8vo, 170 pp., 200 figs.
- SELENKA, E. *A Zoological Pocket-book ; or synopsis of animal classification, comprising definitions of the phyla, classes, and orders, with explanatory remarks and tables.* Trans. from 3rd German ed. by J. R. Ainsworth-Davis. London : 12mo, 236 pp.
- TASCHENBERG, O. *Bibliotheca Zoologica. Verzeichniss der Schriften über Zoologie 1861-1880.* 8 Lief. Leipzig : 8vo, Sign. 281-320, pp. 2291-2610.
- VAYSSIÈRE, A. *Atlas d'Anatomie comparée des Invertébrés.* Paris : 4to, 1888-90, 150 pp., 60 pls.
- VOGT, C., & YUNG, E. *Traité d'anatomie comparée pratique.* Paris : 8vo, Tome II ; or *Lehrbuch der praktischen Vergleichenden Anatomie* : Braunschweig, 8vo. Lief 1, pp. 1-64, figs. 1-36 ; 2, pp. 65-128, figs. 37-60 ; 3, pp. 129-192, figs. 61-90 ; 4, pp. 193-256, figs. 91-115 ; 5, pp. 257-320, figs. 116-137 ; 6, pp. 321-384, figs. 138-162.
- YUNG, E. [See VOGT, C.]
- ZITTEL, K. A. VON. *Handbuch der Palæontologie.* (Unter Mitwirkung von A. Schenck.) *Palæozoologie*, Bd. III, Lief 4. München & Leipzig : 8vo, pp. xii & 633-900, 160 figs.
See *Reptilia* and *Aves*.
- . *Palæontographica. Beiträge zur Naturgeschichte der Vorzeit.* Hrsg. v. K. A. v. Zittel, unter Mitwirkung von E. Beyrich, v. Fritsch, F. Roemer, W. Waagen, W. Branco. Bd. xxxvi & xxxvii. Stuttgart : 4to, pp. 159-247, pls. xviii-xxxi ; pp. 1-32, pls. i-vi ; pp. 33-116, pls. vii-xxi.
- ZITTEL, K. A. VON, & HAUSHOFER, K. *Paläontologische Wandtafeln und Geologische Landschaften.* Lief II. Kassel : 8 pp. text, Taf. 47-53.
- (2) BOOKS AND ESSAYS ON NATURAL HISTORY AND BIOLOGY.
- ALIX, E. *L'Esprit de nos Bêtes.* Paris : 8vo, pp. viii & 656, 125 figs.
- *BARANSKI, A. *Thierproduction. I. Th. Naturgeschichte und Rassenlehre der Hausthiere.* Wien : 8vo, 160 pp., figs.
- *BLAINVILLE, D. DE. *Cuvier et Geoffroy St. Hilaire.* Paris : 8vo, 6 & 446 pp., portrait.
- BUCKLEY, A. B. *Through Magic Glasses and other Lectures.* London : 1890, 8vo, xiv & 234 pp., 3 pls., and about 80 cuts.
Some good popular natural history.

- *CORSETTI, A. *La Intelligenza degli Animali bruti ; la Intelligenza, la Ragione, ed i Doveri dell' Uomo.* Roma : 12mo, 598 pp.
- *COURMELLES, FOVEAU DE. *Les Facultés mentales des Animaux.* Paris : 16mo, vii & 352 pp., 31 figs.
- DANA, J. D. *Corals and Coral Islands.* 3rd Edition. New York : 8vo, 440 pp., 16 pls., 80 figs.
- DARWIN, CH. *Journal of Researches into the Natural History and Geology of the Countries visited during the voyage of H.M.S. 'Beagle' round the World, under the command of Captain Fitzroy.* New Illustrated Edition. London : 8vo, 615 pp., 100 figs.
- *DOLLO, L. *Le Vol chez les Vertébrés.* Bruxelles : 8vo, 138 pp.
- *FILHOL, H. *Des liens qui rattachent la Zoologie à la Paléontologie.* C.R. Congrès Internat. Zool, 1890, pp. 209-224.
- GIROD, P. *Les Sociétés chez les Animaux.* Paris : 12mo, 342 pp., 53 figs.
- *GOETTE, A. *Thierkunde.* Strassburg : 8vo, vii & 239 pp., 65 figs.
- *GUYOT, E. *Les Animaux de la Ferme.* Paris : 8vo, 344 pp., illustr.
- HAMILTON, E. *The Riverside Naturalist.* Notes on the various forms of life met with either in, on, or by the water, or its immediate vicinity. London : 8vo, pp. xvii & 402, illustr.
- *HOEFER, F. *Histoire de la Zoologie, depuis les temps les plus reculés jusqu'à nos jours.* Nouv. Edit. Paris : 8vo, 416 pp.
- HUDSON, C. T. *The President's Address on some Needless Difficulties in the Study of Natural History.* J. R. Micr. Soc. 1890, pp. 129-141 ; *Nature*, xli, pp. 375-379. (Trans.) *Rev. Sci.* xlv, pp. 801-807.
- LACAZE-DUTHIERS, H. DE. *De la valeur relative de quelques Procédés d'Investigation en Anatomie comparée.* *Arch. Z. expér.* viii, pp. 617-686, 3 pls.
- LANKESTER, E. RAY. *The Advancement of Science, Occasional Essays and Addresses.* London : 8vo, viii & 387 pp.
1. Degeneration ; a chapter on Darwinism. 2. Biology and the State. 3. Pasteur and Hydrophobia. 4. Examinations. 5. Scientific Results of the International Fisheries Exhibition, London, 1883. 6. Centenarianism. 7. Parthenogenesis. 8. A Theory of Heredity. 9. The History and Scope of Zoology.
- Leitfaden für das Aquarium der Zoologischen Station zu Neapel. 3 Auflage. 8vo, 92 pp., 167 figs.
- Combination of the separately published atlas and text.
- LETOURNEAU, CH. *Biology.* New Edition. London : 8vo, xi & 471 pp., 83 figs.
- *MAESTRO, L. *La Zoologia Omica.* Lo Spallanzani, xix, pp. 45-51.

MORGAN, C. LLOYD. *Animal Life and Intelligence*. London : (1890-91), 8vo, xvi & 512 pp., 40 figs., 1 pl.

The nature of animal life ; the process of life ; reproduction and development ; variation and natural selection ; heredity and the origin of variations ; organic evolution ; the senses of animals ; mental processes in man ; mental processes in animals ; their powers of perception and intelligence ; the feelings of animals ; their appetences and emotions ; animal activities ; habit and instinct ; mental evolution.

*PENNETIER, M. G. *Scènes de la vie des Animaux*. Paris : 4to, 188 pp., 18 pls.

POULTON, E. B. *The Colours of Animals: their meaning and use especially considered in the case of Insects*. London : 8vo, xiii & 360 pp., 66 figs., 1 pl.

*RITZEMA-BOS, J. *Thierische Schädlinge und Nützlinge*. Berlin : 8vo, xvi & 876 pp., 477 figs.

ROMANES, G. J. *Primitive Natural History*. Nineteenth Century, xxviii, pp. 297-308.

SHIELDS, G. O. *The Big Game of North America: its habits, habitat, haunts, and characteristics; how, when, and where to hunt it*. (A composite work by numerous authors ; edited by G. O. SHIELDS.) London : 8vo, 581 pp., 27 pls., 14 figs.

*SICARD, H. *Coup d'œil historique sur la marche de la Zoologie, ses progrès et ses tendances, discours de réception à l'Académie*. Lyon : 8vo, 28 pp. *Mém. Ac. Lyon*, xxxi.

*YUNG, E. *Propos scientifiques*. Paris : 8vo, 293 pp.

*WRIGHT, E. P. *Sur le progrès de la Zoologie en Irlande, de 1863 à 1889*. C.R. *Congrès Internat. Zool.* 1890, pp. 314-316.

(3) PHYSIOLOGICAL.

AMBRONN, H. *Cellulose-Reaction bei Arthropoden und Mollusken*. *MT. z. Stat. Neap.* ix, pp. 475-482.

DEMOOR, J. *Recherches sur la Marche des Insectes et des Arachnides: étude expérimentale d'Anatomie et de Physiologie comparées*. *Arch. Biol.* x, pp. 567-608, 3 pls.

DUBOIS, R. *Nouvelles recherches sur la Production de la Lumière par les Animaux et les Végétaux*. C.R. cxi, pp. 363-366.

"Luminosity is associated with the transformation of colloid protoplasmic granulations into crystalloid granulations under the influence of a respiratory process."

— Sur la Perception des Radiations lumineuses par la peau, chez les Protées aveugles des grottes de la Carniole. *Op. cit.* cx, pp. 358-361.

— Sur la Physiologie comparée des Sensations gustatives et tactiles. *T. c.* pp. 473-475.

DURAND, J. P. Qu'est-ce que la Physiologie générale. *Rev. phil.* xxx, pp. 449-465.

DUTARTRE, A. Sur les Changements de Couleur chez la Grenouille commune (*Rana esculenta*). *C.R.* cxi, pp. 610 & 611.

The change is regulated by the sympathetic nervous system.

*ENCAUSSE, G. Essai de Physiologie synthétique. Paris: 8vo, 134 pp.

FOL, H. Observations sur la Vision sous-marine, faites dans la Méditerranée à Païde du Scaphandre. *C.R.* cx, pp. 1079-1081.

GARSTANG, W. [Foreign Substances attached to Crabs.] *Letters to Nature*, xli, pp. 417 & 418, 490, & 538. [Cf. F. W. L. HOLT, *t. c.* pp. 463 & 464.]

HAYEM, G. Du Sang et de ses altérations anatomiques. Paris: 8vo, xxvi & 1035 pp., 126 figs.

HOWELL, W. H. The Life History of the formed elements of the Blood, especially the red blood corpuscles. *J. Morph.* iv, pp. 57-116, 1 pl.

LO BIANCO, S. Metodi usati nella Stazione Zoologica per la conservazione degli animali marini. *MT. z. Stat. Neap.* ix, pp. 435-474.

*LOEB, J. Untersuchungen zur physiologischen Morphologie der Thiere. I. Ueber Heteromorphose. Würzburg: 8vo, 80 pp., 1 pl., 3 figs.

*MARENZELLER, E. v. Ueber Färbung und Zeichnung der Thiere. *Schr. Ver. Verbr. nat. Kenntn.* Wien, Bd. xxx, pp. 97-125. Separately, Wien: 8vo, 29 pp.

*MERVILLE, V. La Loçomozione negli Uccelli, Rettili, e Pesci. Palermo: 12mo, 16 pp.

*MEYER, H. v. Die Ortsbewegung der Thiere. Hamburg: 8vo, 48 pp.

PENARD, E. La Chlorophylle dans le Règne Animal. *Arch. Sci. Nat.* xxiv, pp. 638-648.

"La chlorophylle de formation endogène manque absolument chez les animaux."

STEARNS, R. E. C. Instances of the effects of Musical Sounds on Animals. *Am. Nat.* xxiv, pp. 22-29, 123-130, & 236-242.

STEINER, J. Die Functionen des Centralnervensystems der wirbellosen Thiere. *SB. Ak. Berlin*, pp. 39-49.

TOLDT, K. Thierisches und pflanzliches Wachsthüm. Wien: 8vo, 31 pp.

(D) MORPHOLOGICAL.

AYERS, H. Concerning Vertebrate Cephalogenesis. *J. Morph.* iv, pp. 221-245.

BEAUNIS, H. L'Évolution du Système Nerveux. Paris: 8vo, 320 pp., 237 figs.

BEARD, J. Prof. Rabl and the mode of Development of the Vertebrate peripheral Nervous System. *Anat. Anz.* v, pp. 125-128.

- BÉRANECK, E. L'Œil primitif des Vertébrés. *Arch. Sci. Nat.* xxiv, pp. 361-380, 1 pl.
- BLANCHARD, R. De la Nomenclature des êtres organisés. *C.R. Congrès Internat. Zool.* pp. 333-404.
- DOHRN, A. Studien zur Urgeschichte des Wirbeltierkörpers. xv. Neue Grundlage zur Beurteilung der Metamerie des Kopfes. *MT. z. Stat. Neap.* ix, pp. 330-434, 2 pls.
- . Bemerkungen über den neuesten Versuch einer Lösung des Wirbeltierkopf-Problems. *Anat. Anz.* v, pp. 53-64 & 78-85.
- *HAMANN, O. Ueber die Entstehung der Keimblätter. Ein Erklärungsversuch. *Month. Int. J. Anat. Hist.* vii, pp. 255-267 & 295-311, 1 pl.
- HOUSSAY, F. Études d'Embryologie sur les Vertébrés. *Arch. Z. expér.* viii, pp. 143-244, 5 pls.
- LATASTE, F. Définition de l'espèce biologique. *Zool. Anz.* xiii, pp. 480-483.
- LEYDIG, F. Das Parietalorgan. *Biol. Centralbl.* x, pp. 278-285.
- . Das Parietalorgan der Amphibien und Reptilien. *Abh. Senck. Ges.* xvi, pp. 441-551, 7 pls.
- MCCLURE, C. F. W. The Segmentation of the Primitive Vertebrate Brain. *J. Morph.* iv, pp. 35-56, 1 pl.
- MINOT, C. S. Morphology of the Blood Corpuscles. *Am. Nat.* xxiv, pp. 1020-1023.
- A. One-celled blood, *i.e.*, first stage in all vertebrates; the blood contains only red cells with little protoplasm.
- B. Two-celled blood, having red and white cells; the red cells have either a large coarsely granular nucleus (Ichthyopsida), or a smaller, darkly staining nucleus (Sauropsida, Mammalian embryos).
- C. Plastid blood, without red cells, but with white cells and red plastids; only in adult Mammals.
- MINOT, C. S. The Mesoderm and the Cœlom of Vertebrates. *Am. Nat.* xxiv, pp. 877-898, 5 figs.
- MÖBIUS, K. Ueber die Bildung und Bedeutung der Gruppenbegriffe unserer Thiersysteme. *SB. Ak. Berlin* (1890) pp. 845-851.
- . Ueber die Principien der neozoologischen und palæozoologischen Classification. *SB. nat. Fr.* 1890, pp. 184-187.
- *PERRIER, E. Sur les Services que l'Embryologie peut rendre à la Classification. *C.R. Congrès Internat. Zool.* Paris: 1890, pp. 179-203.
- *PFEFFER, G. Die Bezeichnungen für die höheren systematischen Kategorien in der Zoologie. Hamburg: 8vo, 10 pp.
- . Règles de la Nomenclature des êtres organisés adoptées par le Congrès International de Zoologie. *Zool. Anz.* xiii, pp. 164-168.

- *RETZIUS, G. Biologische Untersuchungen. Stockholm & Leipzig Folio, 99 pp., 18 pls.
- ROULE, L. Remarques sur l'Origine des Centres Nerveux chez les Cœlomates. Arch. Z. expér. viii, pp. 83-100.
- ROUX, W. Die Entwicklungsmechanik der Organismen, eine anatomische Wissenschaft der Zukunft. Wiener Med. Presse. xxx, 1889, Nos. 50 & 51; separately: Wien, 8vo, 26 pp.
- SELENKA, E. Das Stirnorgan der Wirbeltiere. Biol. Centralbl. x, pp. 323-326.
- SEMON, R. Ueber die morphologische Bedeutung der Urniere in ihrem Verhältnis zur Vorniere und Nebenniere und über ihre Verbindung mit dem Genitalsystem. Anat. Anz. v, pp. 455-482, 5 figs.
- SUTTON, J. B. Erasmus Wilson Lectures on the Relation of Morphology and Pathology. Lancet, 1890, pp. 335-338; Brit. Med. J. 1890, pp. 350 & 351.
- *WAGNER, V. De la Nomenclature en Histologie. C.R. Congrès Internat. Zool. Paris: 1890, pp. 425-431.
- De la Nomenclature en Zoologie. *T. c.* pp. 431-434.
- (4) FAUNISTIC.
- *CHUN, C. Die pelagische Thierwelt in grossen Meerestiefen. Leipzig: 8vo, 19 pp.
- HÆCKEL, E. Plankton-Studien. Vergleichende Untersuchungen über die Bedeutung und Zusammensetzung der pelagischen Fauna und Flora. Jena: 8vo, viii & 105 pp. Jen. Z. Nat. xxv, pp. 232-336.
- HENSEN, V. Einige Ergebnisse der Plankton Expedition der Humboldt Stiftung. SB. Ak. Berlin, pp. 243-253.
- IMHOF, O. E. Die Fortschritte in der Erforschung der Thierwelt der Seen. Ver. schweiz. Naturf. Ges. Davos: 1890, pp. 157-170.
- MITCHELL, P. C. A Graphic Formula to Express Geographical Distribution. P. Z. S. iv, pp. 607-609.
- NORMAN, A. M. The "British Area" in Marine Zoology. Ann. N. H. v, pp. 345-353.
- *PELSENER, P. L'Exploration zoologique des Mers profondes. Bruxelles: 8vo, 75 pp., 16 figs.
- PFEIFFER, —. Ueber den Ursprung und die gegenseitigen Beziehungen der Fauna des Meeres und des süsßen Wassers. Verh. Vers. deut. Naturf. u. Ärtzte. lxiii, pp. 124-126.
- TROUËSSART, E. L. La Géographie Zoologique. Paris: 16mo, 338 pp., 63 figs., 2 maps.
- ZACHARIAS, O. Ueber ein interessantes Kapitel der Seenkunde. Biol. Centralbl. x, pp. 123-128.
- Origin of part of freshwater fauna by active or passive migration.

ZSCHOKKE, F. On the Fauna of Mountain-lakes. *Zool. Anz.* p. 37 ;
(trans.) *Ann. N. H.* v, pp. 257 & 258.

(5) PRACTICAL.

- *ALLEN, G. *The Taxidermist's Manual.* New York : 12mo, 64 pp.,
illustr.
- *BATEMAN, G. C. *Fresh-Water Aquaria, their Construction, Arrange-
ment, and Management.* London : 8vo, 316 pp., figs.
- *BOITARD & MAIGNE. *Nouveau Manuel complet du Naturaliste Prépa-
rateur. Partie II. Taxidermie, par Boitard. Nouvelle édition,
entièrement refondue et complétée par Magne.* Paris : 12mo, 12 &
420 pp., illustr.
- *BONEVAL, R. *Nouveau Guide pratique de Technique microscopique
appliquée à l'Histologie et à l'Embryologie, suivi d'un Formulaire
indiquant la composition des réactifs employés en Anatomie micro-
scopique.* Paris : 8vo, 226 pp., 21 figs.
- *CORNEVIN, C. *Traité de Zootechnie générale.* Paris : 8vo, 1100 pp.,
200 figs., 4 pls.
- FRIEDLÄNDER, B. *Notizen zur Konservationstechnik pelagischer See-
tiere.* *Biol. Centralbl.* x, pp. 483-491.
- LEE, A. BOLLES. *The Microtomist's Vademecum, a Handbook of the
Methods of Microscopic Anatomy.* 2nd Edition. London : 8vo, pp.
xiv & 413.
- VON MARENZELLER, E. *Der moderne Apparat zur Erforschung der
Meerestiefen.* *Verh. z.-b. Wien*, xl, pp. 207-226, 10 figs.
- *MARKTANNER-TURNERETSCHER, G. *Die Mikrophotographie als Hilfs-
mittel naturwissenschaftlicher Forschung.* Halle : 8vo, 7 & 344 pp.,
2 pls., & 195 figs.
- PERRIER, E. *De l'Emploi de l'Eau de Mer artificielle pour la Conservation
des Animaux Marins, et en particulier des Huîtres, dans des grands
Aquariums.* *C.R.* cx, pp. 1076-1079.
- *RITZEMA-BOS, J. *Thierische Schädlinge und Nützlinge für Ackerbau,
Viehzucht, Wald- und Gartenbau ; Lebensformen, Vorkommen,
Einfluss und die Massregeln zu Vertilgung und Schutz.* *Praktisches
Handbuch.* Berlin : 8vo, xvi & 876 pp., 477 figs.

(B.) THEORY OF EVOLUTION.

(1.) *General.*

BARON, R. *Variétés Zootechniques: La Loi de Delbœuf.* *Bull. Sci. Fr.*
Belg. xxii, pp. 123-137.

The law is stated as follows :—"Du moment qu'une cause constante
fait varier un type, dans une proportion aussi faible que l'on voudra, les
variations finissent par lui disputer victorieusement la place."

BATESON, W. On some cases of abnormal Repetition of Parts in Animals.
P. Z. S. lxxviii, pp. 579-588, 4 figs.

Repetition in Crabs, Beetle, Crinoid, and Fishes.

BELL, A. J. Why does Man Exist? London: 8vo, 422 pp.

Much physiological discussion, lacking in precision.

*BERNSTEIN, J. Die mechanistische Theorie des Lebens, ihre Grundlagen und Erfolge. Braunschweig: 8vo, 26 pp.

BEYER, O. W. Der Giftapparat von *Formica rufa*, ein reduziertes Organ. Jen. Z. Nat. xxv, pp. 26-112, 2 pl.

Interesting as a study in evolution.

*BLANCHARD, F. The Condition of Variation. Am. Micr. J. xi, pp. 135 & 136.

*BOSCHETTI, F. Darwin, Settegast (transformisti), Linneo, Sanson (non-transformisti) e le Leggi dell' Creditarietà, studiate nelle loro fonti teorico pratiche, con nuove Ipotesi fisio-embriologiche (localizzazione cerebrale ed ovulo-spermativa) sulla Determinazione paterna e materna del Sesso, Temperamento e Costituzione individuali nell' Uomo e negli Animali. Torino: 8vo, xiii & 166 pp.

*BÜCHNER, L. Die Darwinische Theorie von der Entstehung und Umwandlung der Lebewelt. 5 sehr vermehrte Aufl. Leipzig: 8vo, viii & 392 pp.

BUTLER, A. G. Notes made during the present year on the acceptance or rejection of Insects by Birds. Ann. N. H. vi, pp. 324-327.

CAHALL, W. C. The Teeth as evidence of Evolution. Am. Nat. xxiv, pp. 224-236.

CALDERWOOD, H. On Evolution and Man's Place in Nature. P. R. Soc. Edinb. xvii, pp. 71-79.

Impossible on an evolution theory to account for the thinking, self-regulating life, distinctively human.

CAMPBELL, H. The Causation of Disease, an exposition of the ultimate factors which induce it. London: 8vo (1889), x & 368 pp.

Much biological discussion.

CARLISLE, LORD BISHOP OF. Wallace on Darwinism. Nineteenth Cent. xxvii, pp. 408-423.

—. Bees and Darwinism. *L. c.* xxviii, pp. 588-600.

*CHAUMAT, H. Conférence sur le Darwinisme. Grenoble: 8vo, 43 pp.

COCKERELL, T. D. A. [Variation in the Nesting Habits of Birds.] Letter to Nature, xlii, p. 6.

COPE, E. D. The Evolution of Mind. Am. Nat. xxiv, pp. 899-913 & 1000-1016.

CROLL, J. The Philosophical Basis of Evolution. London: 8vo, pp. viii & 204.

- CUNNINGHAM, J. T. [See EIMER, G. H. T.]
- DARESTE, —. Nouvelles recherches sur le Mode de Formation des Monstres omphalocéphales et sur la Dualité primitive du Cœur dans les Embryons de l'embranchement des Vertébrés. C.R. cx, pp. 1142-1144.
- DEBIERRE, CH. La Théorie de la Monstrosité double. Arch. Phys. xxii, pp. 648-657.
- *DREYER, F. Die Theorie der Biokrystallisation im Allgemeinen und die Skelettbildung der Polycystinen im Besonderen. Jena: 8vo, 40 pp.
- EIMER, G. H. T. Organic Evolution as the Result of the Inheritance of Acquired Characters according to the Laws of Organic Growth. (Translation by J. T. CUNNINGHAM.) London: 8vo, xxviii & 435, pp. 4 figs.
- FINN, F. [See TITCHENER.]
- GADOW, HS. Description of the Modifications of certain Organs which seem to be Illustrations of the Inheritance of Acquired Characters in Mammals and Birds. Zool. Jahrb. v, pp. 629-646, 2 pls.
- The beak of the crossbills, the bill of the wry-billed plover, the tracheal labyrinth of the ducks, the tracheal pouch of the emu, the larynx and the manubrium sterni of howling monkeys, the stomach of the ostrich, the stomach of petrels.
- GEDDES, P. On the Origin of Thorny Plants. Rep. Brit. Ass. (1890), pp. 870 & 871.
- This problem, discussed as a special instance of the author's theory of evolution—"definite or constitutional variations along grooves of change," with corresponding limitation of natural selection mainly to its extinctive agency.
- GIARD, A. Le principe de Lamarck et l'Hérédité des Modifications somatiques. Rev. Sci. xlvi, pp. 705-713.
- *GULDBERG, G. Om Darwinismen og dens Rækkovidde. Christiania: 8vo, iv & 128 pp.
- GULICK, J. T. Intensive Segregation, or Divergence through Independent Transformation. J. L. Soc. xxiii, pp. 312-380.
- Segregation, that at first divides the species into sections with reference to some one endowment, is always tending to intensified segregation, in which the sections present differences in regard to an increasing number of endowments. Persistent differences are not all adaptational, for some have no relation to utility. Adaptational differences are not all advantageous. But no divergence can be maintained without the prevention of interbreeding.
- . Divergent Evolution and the Darwinian Theory. Am. J. Sci. 1890, pp. 21-30; Ann. N. H. v, pp. 156-166.
- Segregation a necessary condition for the production of divergent species and races. The relation of Darwin's conclusions to this theory.

[GULICK, J. T.] The Inconsistencies of Utilitarianism as the exclusive Theory of Organic Evolution. *Am. J. Sci.* xl, pp. 1-14; *Ann. N. H.* vi, pp. 125-139.

— The Preservation and Accumulation of Cross Infertility. *Am. J. Sci.* xl, pp. 437-442.

— [On Isolation.] (Letter) *Nature*, xli, pp. 536 & 537; xlii, pp. 28, 29, 369, & 370.

HAACKE, W. Ueber Metamerenbildung am Säugetierkleide. *Ber. Senck. Ges.* 1890, pp. 185-187.

"The fact that the metamerism of the Mammalian body extends without any purpose to the hairy coat, should be welcome at a time when ultra-Darwinians strive to explain the organism as a mosaic of selected variations."

[*Cf.* HAACKE, W. Ueber die systematische und morphologische Bedeutung bisher unbeachtet gebliebener Borsten am Säugetierkopfe. *T. c.* pp. 175-184.]

HERDMAN, W. A. Some Experiments on Feeding Fishes with Nudi-branches. *Nature*, xlii, pp. 201-203.

HYATT, A. S. Genesis of the *Arietidae*. *Smiths. Contrib. Knowledge*, xxvi, xi & 238 pp., 6 tables, 14 pls., 35 figs.

"Specialization has in all cases appeared to us to be due, not to natural selection, but to physical selection, or the production of suitable modifications by the action of forces which changed in a similar way large numbers of the same species, perhaps nearly all the individuals in the same locality or same habitat, within a comparatively limited period of time." "Changes in the surroundings acted upon the plastic organism, inducing it to make efforts to accommodate itself to new conditions."

JAMES, J. F. On Variation: with special reference to certain Palæozoic Genera. *Am. Nat.* xxiii, pp. 1071-1087.

JEFFRIES, J. A. Lamarckism and Darwinism. *P. Bost. Soc.* xxv, pp. 42-48.

*KORN, E. Ueber Fortbildung der Arten durch Naturtriebe und Domestikation. *Inaug. Diss.* Berlin: 8vo, 39 pp.

KRAPOTKIN, P. Mutual Aid among Animals. *Nineteenth Cent.* xxviii, pp. 337-354 & 699-719.

KÜKENTHAL, W. Ueber die Anpassung von Säugethieren an das Leben im Wasser. *Zool. Jahrb.* v, pp. 373-399.

LANKESTER, E. RAY. The Advancement of Science. London: 8vo, viii & 387 pp.

Degeneration, &c.

— Letters to *Nature*: xlii, pp. 5 & 52.

*LENDENFELD, R. v. Wie entstehen neue Arten von Thieren und Pflanzen? *Zool. Gart.* xxxi, pp. 321-330.

- LEUTHARDT, F. Ueber die Reduction der Fingerzahl bei Ungulaten. Zool. Jahrb. v, pp. 92-146, 23 pls.
- *MCNEILL, J. The Male Element the Originating Factor in the Development of Species. Psyche, v, pp. 269-272.
- MARCHAL, P. Formation d'une espèce par le Parasitisme. Étude sur *Sphcodes gibbus*. Rev. Sci. xlv, pp. 199-204.
- MARSHALL, A. MILNES. Presidential Address. Section D. Biology. British Association, 1890. Nature, xlii, pp. 468-480; Rep. Brit. Ass. pp. 826-852.
- The relation between ontogeny and phylogeny.
- MORGAN, C. LLOYD. [See General.]
- The Nature and Origin of Variations. Presidential Address. Rep. Proc. Bristol Soc. vi (1890-91), pp. 1-25.
- MORRIS, C. From Brute to Man. Am. Nat. xxiv, pp. 341-350.
- Man's struggle for dominion over the brutes and his social habit were the conditions of early evolution.
- MOTT, F. T. Organic Death. Mid. Nat. xiii, pp. 241-248.
- Nature, Letters to, by W. T. THISELTON DYER (xli, pp. 247 & 248); DUKE OF ARGYLL (xli, pp. 294 & 295); W. T. THISELTON DYER (xli, pp. 315 & 316); F. V. DICKSON (xli, p. 316); DUKE OF ARGYLL (xli, pp. 366 & 367); R. COURTENAY (xli, pp. 367 & 368); J. COWPER (xli, p. 368); E. RAY LANKESTER (*q. v.*); J. G. ROMANES (*q. v.*); F. H. COLLINS (xli, p. 559); R. HAIG-THOMAS (xli, p. 585); J. J. MURPHY (xlii, pp. 5 & 6); W. A. HOLLIS (xlii, p. 6).
- OSBORN, H. F. The palæontological Evidence for the Transmission of Acquired Characters. P. Am. Ass. xxxviii, pp. 273-276.
- PACKARD, A. S. Hints on the Evolution of the bristles, spines, and tubercles of certain Caterpillars, apparently resulting from a change from low-feeding to arboreal habits; illustrated by the life-histories of some Notodontians. P. Bost. Soc. xxiv, pp. 482-560, 2 pls., & 2 figs.
- The evolution of bristles, spines, and tubercles seems to be associated with a change from low-feeding to arboreal habits. Discussion of mimicry, arboreal segregation, &c. Distinction between primary and secondary factors in evolution.
- *PASCOE, F. P. The Darwinian Theory of the Origin of Species. London: 8vo, 130 pp.
- *POTONIÉ, H. Aufzählung von Gelehrten, die in der Zeit von Lamarck bis Darwin sich im Sinne der Descendenz-Theorie geäußert haben. Nat. Wochenschr. v, pp. 441-445.
- POULTON, E. B. The Colours of Animals, their meaning and use, especially considered in the case of Insects. London: 8vo, xiii & 360 pp., 1 pl., & 66 figs.

- [POULTON, E. B.] Mimicry. Abstract of Lecture. *Nature*, xlii, pp. 557 & 558.
- QUATREFAGES, A. DE. Les Théories Transformistes d'Owen et de Mivart. *Rev. Sci.* xlvi; pp. 33-39.
- . Théories Transformistes (Hæckel). *J. des Savants*, 1890, pp. 83-96, 176-188, & 220-233.
- . Critiques et Adresses de Huxley. *T. c.* pp. 637-649 & 708-719.
- . Origine de l'Homme. Théorie de A. Russel Wallace. *Rev. Sci.* xlvi, pp. 225-233.
- *RENOUZ, C. La Nouvelle Science. Livre 3. L'Évolution de l'Homme et des Animaux. 1 Partie. Les Mammifères. Paris: 8vo, 261 pp.
- *REYBURN, R. The Life-history of Micro-organisms, with its relation to the Theory of Evolution. *Am. Micr. J.* xi, pp. 131-134.
- *ROHAUT, C. A. Du Transformisme et de la Génération Spontanée, étude scientifique et philosophique. Paris: 8vo, xx & 148 pp.
- ROMANES, G. J. Darwin's Latest Critics. *Nineteenth Cent.* xxvii, pp. 823-832.
- . Panmixia. *Letters to Nature*, xli, pp. 437-439, 511, 512, 584, & 585; xlii, pp. 79 & 80; xliii, pp. 127 & 128.
- . ["Before and after Darwin."] Summary of conclusions. *Op. cit.* xli, pp. 524 & 525.
- . Weismann's Theory of Heredity. *Contemp. Rev.* lvii, pp. 686-699.
- *ROSA, D. La "Zoogenia" di F. C. Marmochi (1853). *Boll. Mus. Zool. Anat. Comp. Torino*, vi, 9 pp.
- RYDER, J. A. The Origin of Sex through Cumulative Integration, and the Relation of Sexuality to the Genesis of Species. *P. Am. Phil. Soc.* xxviii, pp. 109-159.
- *SCHILDE, J. Schach dem Darwinismus! Studien eines Lepidopterologen. Berlin: 8vo, 360 pp.
- SEITZ, A. Allgemeine Biologie der Schmetterlinge. *Zool. Jahrb.* v, pp. 281-343.
- Influence of climate and weather on Lepidoptera. An account is given of a restricted area of woodland in South Brazil, where the great majority of the insects were blue, although but a few miles off a red colour was dominant; he argues that the facts could not be explained as due either to mimicry or to general protective resemblance.
- SIME, J. On the Modification of Organisms. London: 8vo, pp. vii & 164.
- STIRLING, J. HUTCHISON. Philosophy and Theology. Edinburgh: 8vo, pp. xvi & 407.
- Several chapters on Darwinism.
- *THALLWITZ, J. Ueber Mimicry. *SB. Ges. Isis*, 1890, 1, pp. 9-22.

- TITCHENER, E. B., & FINN, F. Comparative Palatability of Insects, &c. *Nature*, xlii, pp. 571 & 572.
- VERWORN, M. Biologische Protisten-Studien. II. *Z. wiss. Zool.* 1, pp. 443-468, 1 pl., 3 figs.
- WALLACE, A. R. [Physiological Selection.] *Letter to Nature*, xliii, pp. 79-150.
- WEISMANN, A. Bemerkungen zu einigen Tages-Problemen. *Biol. Centralbl.* x, pp. 1-12 & 33-44; *Nature*, xli, pp. 317-323.
- Response to criticisms. The immortality of the Protozoa and of germ-cells is potential, cyclical, maintained by natural selection. The distinction between "ideal" and "real" theories. The paternal and maternal reproductive elements are essentially alike. Fertilisation is merely a union of hereditary tendencies. Boveri has shown experimentally that a sperm-nucleus may replace an ovum-nucleus. Sexual reproduction has arisen by and for natural selection as the sole means by which individual variations can be combined in various proportions.
- WELDON, W. F. R. The Variations occurring in certain Decapod Crustacea : 1. *Crangon vulgaris*. *P. R. Soc.* xlvii, pp. 445-453.
- *WERNER, F. Untersuchungen über die Zeichnung der Schlangen. *Wien* : 8vo, 120 pp., 8 pls. ; *Biol. Centralbl.* x, pp. 694-696.
- WINDLE, B. C. A. Investigations in Artificial Teratogeny. *P. Birmingham Soc.* vii, pp. 220-232.
- WOLFF, G. Beiträge zur Kritik der Darwin'schen Lehre. *Biol. Centralbl.* x, pp. 449-472.
- An argument in favour of a theory of definite variations.

(2) *Environment.*

- ALLEN, J. A. On Seasonal Variations in Color in *Sciurus hudsonius*. *Bull. Am. Mus. Nat. Hist.* iii, pp. 41-44.
- DRIESCH, H. Heliotropismus bei Hydroidpolypen. *Zool. Jahrb.* v, pp. 147-156, 3 figs.
- ERRERA, L. L'Aimant agit-il sur le Noyau en division? *Bull. R. Soc. Bot. Belg.* xxix, pp. 17-24.
- *FELL, G. E. The Influence of Electricity on Protoplasm. *Am. Micr. J.* xi, pp. 169-190.
- FRAZER, P. The Persistence of Plant and Animal Life under changing conditions of Environment. *Am. Nat.* xxiv, pp. 517-529.
- GROOM, T. T., & LOEB, J. Der Heliotropismus der Nauplien von *Balanus perforatus* und die periodischen Tiefenwanderungen pelagischer Thiere. *Biol. Centralbl.* x, pp. 160-177; *Nachtrag*, pp. 219 & 220.

The periodical daily migrations of pelagic animals are heliotropic : positive in the faint evening light, negative in the strong morning light.

GREENWOOD, M. Action of Nicotin on Invertebrates. *J. Physiol.* xi, pp. 573-605.

HAYCRAFT, J. BERRY, & CARLIER, E. W. Note on the Transformation of ciliated into stratified squamous Epithelium as a result of the application of Friction. *Q. J. Micr. Sci.* xxx, pp. 519-222, 1 pl.

HERTWIG, O. Experimentelle Studien am tierischen Ei, vor, während, und nach der Befruchtung. *Jen. Z. Nat.* xxiv, pp. 268-313, 3 pls.

Ova of sea-urchins can survive a temperature of -2° or -3° C., but the fertilisation and segmentation are thereby much modified.

IRVINE, R., & WOODHEAD, G. SIMS. Secretion of Carbonate of Lime by Animals. Part II. *P. R. Soc. Edinb.* xvi, pp. 324-354.

IRVINE, R. [See MURRAY, J.]

KOCHS, W. Ueber eine wichtige Veränderung der Körperbeschaffenheit, welche der Mensch und die Säugetiere der gemässigten Zonen im heissen Klima erleiden. *Biol. Centralbl.* x, pp. 289-295.

Increase of water in the tissues.

— . Kann die Kontinuität der Lebensvorgänge zeitweilig völlig unterbrochen werden? *T. c.* pp. 673-686.

LOEB, J. Weitere Untersuchungen über den Heliotropismus der Thiere und seine Uebereinstimmung mit dem Heliotropismus der Pflanzen. (Heliotropische Krümmungen bei Thieren.) *Arch. ges. Phys.* xlvii, pp. 391-416, 1 pl., 2 figs.

Serpulids, Hydroid Polypes, etc., bend to the light. In some cases (*Sertularia*, *Eudendrium*, *Serpula*) the heliotropic curvature is attained only by growth; but *Spirographis spallanzanii*, with a mobile tube, bends as some plants do apart from growth.

* — . Der Heliotropismus der Thiere und seine Uebereinstimmung mit dem Heliotropismus der Pflanzen. Würzburg: 8vo, 118 pp.

— . [See GROOM, T. T.]

MÉNARD, SAINT-YVES. L'Acclimation des Animaux et des Plantes. *Rev. Sci.* xlv, pp. 386-393.

MURRAY, J., & IRVINE, R. On Coral Reefs and other Carbonate of Lime Formations in Modern Seas. *P. R. Soc. Edinb.* xvii, pp. 79-108; *Nat.* xlii, pp. 162-166.

Problems of shell-making, &c.

PLATEAU, F. Les Myriopodes marins et la résistance des Arthropodes à Respiration aérienne à la Submersion. *J. Anat. Phys.* xxvi, pp. 236-269.

RINGER, S. Concerning Experiments to test the Influence of Lime, Sodium, and Potassium Salts on the Development of Ova and Growth of Tadpoles. *J. Physiol.* xi, pp. 79-84.

Those lime salts most efficacious in sustaining function of cardiac tissue are those best adapted to sustain life and growth in ova and tadpoles.

Those in which the lime atom is least saturated by the acid are the most capable of sustaining function.

SCHNEIDER, R. Neue histologische Untersuchungen über die Eisenaufnahme in den Körper des *Proteus*. SB. Ak. Berlin (1890), pp. 887-897, 1 pl.

More than other subterranean aquatic organisms, *Proteus* exhibits a capacity of absorbing iron.

SCHÜRMYER, C. B. Ueber den Einfluss äusserer Agentien auf einzellige Wesen. Jen. Z. Nat. xxiv, pp. 402-470, 1 pl.

SEITZ, A. Allgemeine Biologie der Schmetterlinge. Zool. Jahrb. v, pp. 281-343.

SZCZAWINSKA, V. Contribution à l'étude des Yeux de quelques Crustacés et recherches sur les Mouvements du Pigment granuleux et des cellules pigmentaires sous l'Influence de la Lumière et de l'Obscurité dans les Yeux des Crustacés et des Arachnides. Arch. Biol. x, pp. 523-567, 2 pls.

TARULLI, L. La Pressione nell'intorno dell' Uovo di Pollo e i suoi Effetti sullo Sviluppo. Atti e Rend. Acc. med.-chir. Perugia, ii, pp. 121-134.

Internal varnishing of the air-chamber prevents development, except in the first stages. The pressure is much affected, the respiration but a little. Other similar observations. The air-chamber regulates pressure, the surface of evaporation regulates temperature.

WOODHEAD, G. SIMS. [See IRVINE, R.]

VERWORN, M. Die polare Erregung der Protisten durch den galvanischen Strom (Fortsetzung). Arch. ges. Phys. xlvii, pp. 267-303, 3 pls., 5 figs.

DE VRIES, H. Die Pflanzen und Tiere in den dunklen Räumen der Rotterdamer Wasserleitung. Jena : 8vo, 73 pp., 1 pl., 5 figs.

(3) *Heredity.*

ARRÉAT, L. Récents travaux sur l'Hérédité. Rev. Philos. xxix, pp. 399-419.

BALL, W. P. Are the Effects of Use and Disuse Inherited? An examination of the view held by Spencer and Darwin. London : 8vo, xii & 156 pp.

VAN BEMMELN, J. F. De Erfelijkheid van Verworven Eigenschappen. s'Gravenhage : 8vo, xiii & 279 pp. Reviewed, Biol. Centralbl. x, pp. 641-652 & 686-694.

A history beginning with Hippocrates and Aristotle, and ending with Weismann. The opinions of modern naturalists are classified according to the predominance of anthropological, physiological, and pathological considerations. Brooks, Galton, and some others have been overlooked in this record, which is, however, on the whole, very careful.

BOSCHETTI, F. [See Evolution.]

DUPUY, E. De la Transmission Héritaire de Lésions Acquisées. Bull. Sci. Fr. Belg. xxii, pp. 445-448.

GADOW, H. [See Evolution.]

GRIGG, W. C. Heredity as to Triplets. Brit. Med. J. 1890, p. 541.

*HUTCHINSON, J. Notes on Heredity. Arch. Surgery, i, pp. 242-244.

ISRAEL, O. Angeborne Spalten des Ohrläppchens. Ein Beitrag zur Vererbungslehre. Arch. path. Anat. cxix, pp. 241-253, 7 figs.

LANKESTER, E. RAY. [See General.] A Theory of Heredity.

— [Inheritance of Acquired Characters, Panmixia, &c.] Letters to Nature, xli, pp. 415, 416, 486-488, 558, & 559.

MITCHELL, P. C. Dr. Collier's Objections to Weismann's Theory of Heredity. Mid. Nat. xiii, pp. 92-94.

MORGAN, C. LLOYD. [See General.]

OSBORN, H. F. The Palæontological Evidence for the Transmission of Acquired Characters. Nature, xli, pp. 227 & 228.

There is sufficient palæontological evidence that acquired characters are transmitted.

RITTER, R. [See Reproduction.]

Early separation of pole-cells—destined to form the reproductive organs—in *Chironomus*.

SPENCER, H. The Inheritance of Acquired Characters. Letter to Nature, xli, pp. 414 & 415.

— On Panmixia. Letter to Nature, xli, p. 511.

STONE, H. On Weismann's Theory of the Continuity of the Germ-plasm. Mid. Nat. xiii, pp. 174-178 & 205-210.

TURNER, W. L'Hérédité. Rev. Sci. xlv, pp. 129-138. Trans. address Brit. Ass. 1889.

WEISMANN, A. [Prof. Weismann's Theory of Heredity.] Nature, xli, pp. 317-322.

[See Evolution.]

WINDLE, B. C. A. Teratological Evidence as to the Heredity of Acquired Conditions. J. L. S. xxiii, pp. 448-502.

Blastogenic malformations are most distinctly hereditary. Undoubtedly somatogenic malformations are non-hereditary. There are some doubtful cases. There are certain malformations which suggest the possibility that they may have been gradually acquired, and subsequently transmitted to descendants.

— Investigations in Artificial Teratogeny. P. Birmingh. Phil. Soc. vii, pp. 220-232.

(c.) SPECIAL SUBJECTS.

(1.) *Cell and Protoplasm.*

ALTMANN, R. Die Elementarorganismen und ihre Beziehungen zu den Zellen. Leipzig: 8vo, 145 pp., 21 pls., 2 figs.

*APÁTHY, S. Ueber die längsfibrillär-wabige Struktur und ueber Protoplasma-Strukturen im Allgemeinen. SB. Ver. Siebenbürg Ver. xv, Heft 3.

AUERBACH, L. Zur Kenntnis der tierischen Zellen. I. Ueber zweierlei chromatophile Kernsubstanzen. SB. Ak. Berlin, 1890, pp. 735-749.

Chromatin includes two kinds of substances, which stain in different ways and react differently to chemicals. The so-called achromatin consists for the most part of material belonging to one of the two chromatin substances. According to their staining affinities, the substances are called erythrophil and cyanophil. The former resembles the cell-substance more than the cyanophil does.

BALBIANI, E. G. Sur la Structure intime du Noyau du *Loxophyllum meleagris*. Zool. Anz. xiii, pp. 110-115 & 132-136, 9 figs.

BALLOWITZ, E. Fibrilläre Struktur und Contraktilität. (Vortrag, iii, Congress Anat. Ges. Berlin, 1889.) Arch. ges. Phys. xlvii, pp. 433-464.

BALLOWITZ, E. [See Spermatogenesis.]

*BARD, —. Influence spécifique à distance des Éléments Cellulaires les uns sur les autres. Arch. méd. Expér. et d'anat. Pathol. ii, No. 3.

BATAILLON, E. Modifications nucléaires intéressant le Nucléole et pouvant jeter quelque jour sur sa signification. C.R. cx, pp. 1217-1219.

*—. Étude préliminaire sur la Cinèse Nucléolaire dans l'Histolyse chez les Amphibiens. Lyon: 8vo, 16 pp.

*BILLROTH, TH. Ueber die Einwirkung lebendes Pflanzen- und Tierzellen auf einander. Eine biologische Skizze. Allg. Wien. Med. Ztg. xxxv, pp. 343 & 344. Wien: 8vo, 45 pp.

*BARREL, A. Note sur la Division Multiple du Noyau par Karyokinèse. C.R. Soc. Biol. ii (1890) No. 2.

BOVERI, TH. Zellen-Studien. Ueber das Verhalten der chromatischen Kernsubstanz bei der Bildung der Richtungskörper und bei der Befruchtung. Jen. Z. Nat. xxiv, pp. 314-401, 3 pls.

—. The same separately. Jena: 8vo.

BÜTSCHLI, O. Nachahmung von Protoplasma-Strukturen. Verh. 62 Vers. deut. Nat.; Biol. Centralbl. x, pp. 442-444.

[BÜTSCHLI, O.] Weitere Mitteilungen über die Struktur des Protoplasmas. Verh. Ver. Heidelb. iv, pp. 490-512 ; Biol. Centralbl. x, pp. 697-703.

— Professor Bütschli's experimental imitation of protoplasmic movement. Q. J. Micr. Sci. xxxi, pp. 99-103.

*CHATIN, J. La Cellule Nerveuse. Étude d'Histologie zoologique sur la forme dite Myélocyte. Paris : 8vo, 66 pp., 1 pl.

*CHAVKINE, M. W. Sur la Scission des Cellules organiques. Arch. f. Math. og Natury. xiv, pp. 101-105.

*CHUN, C. Ueber die Bedeutung der direkten Kernteilung. Schr. Ges. Königsb. xxxi, 6 pp.

*COX, C. F. Protoplasm and Life. New York ; 8vo, 67 pp.

*DEMME, W. Ueber einen neuer Eiwass-liefernden Bestandteil des Protoplasmas. Dorpat ; 8vo, 38 pp.

ERBERA, L. L'Aimant agit-il sur le Noyau en division. Bull. R. Soc. Bot. Belg. xxix, pp. 17-24.

Electro-magnetic currents seemed to have no effect on dividing nuclei.

*FAYOD, V. Ueber die wahre Struktur des lebendigen Protoplasmas und der Zellmembran. Nat. Rundschau, v, pp. 81-84.

FLEMMING, W. Ueber die Theilung von Pigmentzellen und Capillärwandzellen. Ungleichzeitigkeit der Kerntheilung und Zelltrennung. Arch. mikr. Anat. xxxv, pp. 275-286, 1 pl.

FROMMANN, C. Ueber neuere Erklärungsversuche der Protoplasma-Strömungen und über die Schaumstrukturen Bütschli's. Anat. Anz. pp. 648-652 & 661-672, 4 figs.

The movements of fluids in the "artificial cells" made by Quincke and by Bütschli are in many ways different from those of living matter. For in the latter there may be co-existent streams in opposite directions, stoppage and reversal of the streaming also occur. The protoplasmic movements are retarded and stopped by cutting off the supply of oxygen, therefore they are obviously dependent on metabolism. There are many illustrations of vacuolated protoplasm ; often the structure is rather that of a broken than of a complete network. Framework and network may result from the modification of vacuoles with originally intact walls ; but in many cases there is a genuine network.

— Zelle. Real-Encyklop. d. ges. Heilkunde, xxi, pp. 459-501, 19 figs.

*GERASSIMOFF, J. Einige Bemerkungen über die Funktion des Zellkernes. Bull. Mosc. (n.s.) iv, pp. 548-554.

GILSON, G. On Secreting Cells. Rep. Brit. Ass. 1890, pp. 861 & 862.

All the cases of cellular secretion are reduced to two general processes : the regular filtration and the direct pouring out.

GOODALE, G. L. Some Recent Investigations relative to Cell-contents. P. Am. Ass. xxxviii, pp. 259-272.

HANSEMAN, D. Ueber asymmetrische Zelltheilung in Epithel von Krebsen und deren biologische Bedeutung. Arch. path. Anat. cxix, pp. 299-326, 1 pl.

HARTOG, M. M. The State in which the Water exists in Live Protoplasm. J. R. Micr. Soc. 1890, pp. 441 & 442; Rep. Brit. Ass. 1889.

(1) Live protoplasm is transparent, and of low refractivity ($\mu < 1.38$); (2) Dead protoplasm is opaque from optical heterogeneity; (3) The transparency of dead protoplasm is restored by replacing the liquid that permeates it by a medium of higher refractive index; (4) The substance so permeated is solid and of high refractivity ($\mu > 1.53$); (5) In death the solid substance forms a sort of reticulum too fine for resolution by our microscopes, the interstices of which are permeated by the watery liquid; in life, the two are combined in the form of a viscid liquid; hence death is essentially a phenomenon of precipitation.

*HEITZMANN, C. La Constitution reconnue par l'État d'une seule espèce d'Éléments ou Plastides. J. Microgr. xiv, pp. 262-270.

*HENNEGUY, L. F. Nouvelles recherches sur la Division des Cellules embryonnaires chez les Vertébrés. CR. Soc. Biol. ii, pp. 444-446.

HERMANN, F. Die Entstehung der karyokinetischen Spindelfigur. Münchener med. Wochenschr. xxxvii, pp. 830-831.

HERTWIG, O. Vergleich der Ei- und Samenbildung bei Nematoden. Eine Grundlage für celluläre Streitfragen. Arch. mikr. Anat. xxxvi, pp. 1-138, 4 pls.

— Experimentelle Studien am tierischen Ei vor, während, und nach der Befruchtung. Jen. Z. Nat. xxiv, pp. 268-313, 3 pls.

HOFER, B. Experimentelle Untersuchungen über den Einfluss des Kerns auf das Protoplasma. T. c. pp. 105-176, 2 pls.

HOYER, H. Ueber ein für das Studium der "direkten" Kernteilung vorzüglich geeignetes Objekt. Anat. Anz. v, pp. 26-29, 1 fig.

Ova of *Rhabdonema nigrovenosum*.

KRAFT, H. Zur Physiologie des Flimmerepithels bei Wirbelthieren. Arch. ges. Phys. xlvii, pp. 196-235, 4 cuts.

LECLERCQ, E. Contributions à l'étude du Nebenkern ou Corpuscule Accessoire dans les Cellules. Bull. Ac. Belg. ix, pp. 137-148, cf. pp. 10-13.

LEYDIG, F. Intra- und interzelluläre Gänge. Biol. Centralbl. x, pp. 392-396.

*LÖWIT, M. Ueber Amitose (direkte Teilung). Centralbl. f. allg. Pathol. i, pp. 281-286.

MARSHALL, C. F. Observations on the Structure and Distribution of Striped and Unstriped Muscle in the Animal Kingdom, and a Theory of Muscular Contraction. Mem. Biol. Owens Coll. iii, pp. 73-101, 1 pl.

- [MARSHALL, C. F.] Further Observations on the Histology of Striped Muscle. *Q. J. Micr. Sci.* xxxi, pp. 65-82, 1 pl.
- *MATZDORFF, C. Zur Zellenlehre. *Nat. Wochenschr.* v, pp. 351-353.
- *PALADINO, G. Gli infinitamente piccoli o i trionfi della dottona cellulare. *Disc. inaug. Napoli*: 4to, 25 pp.
- PFEFFER, W. Zur Kenntniss der Plasmahaut und der Vacuolen nebst Bemerkungen über den Aggregatzustand des Protoplasma und über osmotische Vorgänge. *Abh. Sächs. Ges.* xvi, pp. 187-342, 1 pl.
- *RABL, C. Bemerkungen über den Bau der Zelle. *Prag. med. Wochenschrift*, xv, p. 69; *Wiener Klm. Wochenschrift*, iii, p. 136.
- *——. Bemerkungen über den Bau und die Entwicklung der Gewebe. *Fortschritte d. Medicin*, viii, pp. 81-87.
- RANVIER, L. Des Clasmatocytes. *C.R.* cx, pp. 165-169.
A stage in the history of leucocytes.
- . Observation microscopique de la Contraction des Fibres Musculaires vivantes, lisses et striées. *C.R.* cx, pp. 613-617.
- v. RATH, O. Ueber eine eigenartige polycentrische Anordnung des Chromatins. *Zool. Anz.* xiii, pp. 231-238, 1 fig.
- RUTHERFORD, W. On the Structure and Contraction of Striped Muscular Fibre of the Crab and Lobster. *P. R. Soc. Edinb.* xvii, pp. 146-149.
- BURDON SANDERSON, J. S. La Physiologie du Protoplasma. *Rev. Sci.* xlv, pp. 65-73.
Translation of address at British Association, 1889.
- SANFELICE, F. Contributo alla conoscenza di alcune Forme Nucleari. *Boll. Soc. Nat. Napoli*, iv, pp. 21-25, 1 pl.
- SCHÜRMEYER, C. B. Ueber den Einfluss äusserer Agentien auf einzellige Wesen. *Jen. Z. Nat.* xxiv, pp. 402-470, 1 pl.
- SCHULTZE, E. Ueber Zelltheilung. *SB. Ges. Würzb.* 1890, 4 pp.
- TURNER, W. The Cell-Theory, Past and Present. *J. Anat. Physiol.* xxiv, pp. 253-287; *Nature*, xliii, pp. 10-15 & 31-37.
- VERSON, E. Zur Biologie der Zelle. *Zool. Anz.* xiii, pp. 91 & 92, 6 figs.
- VERWORN, M. Biologische Protisten-Studien. *Z. wiss. Zool.* 1, pp. 443-468, 1 pl., 3 figs.
- WOODHEAD, G. SIMS, & WOOD, G. E. CARTWRIGHT. The Physiology of the Cell Considered in relation to its Pathology. *Edin. Med. J.* xxxv, pp. 936-943, 1036-1048, & 1133-1147.

(2.) *Oogenesis.*

- BOVERI, TH. Zellen-Studien. Ueber das Verhalten der chromatischen Kernsubstanz bei der Bildung der Richtungskörper und bei der Befruchtung. *Jen. Z. Nat.* xxiv, pp. 314-401, 3 pls.

[BOVERI, TH.] The same separately. Jena : 8vo.

The several chromosomes may be traced throughout maturation. The chromosomes present in the division of the egg-cell are identical with those which the cell had at its formation. The elements emitted in the polar globules seem identical with those that remain in the egg. The nucleus is not a unity so much as a common house for a number of equivalent, mutually independent chromosomes. For every species the number of chromosomes is constant. The polar globules are rudimentary ova. When the second polar spindle is not removed, the number of chromosomes in such a (parthenogenetic) egg is the same as in a fertilized ovum.

CHATIN, J. Sur les Cellules initiales de l'Ovaire chez les Hydres d'eau douce. C.R. cx, pp. 414-416.

What have been described as free nuclei are really minute cells.

CUNNINGHAM, J. T. Reproduction and Development of Teleostean Fishes. J. Mar. Biol. Ass. i, pp. 10-54, 6 pls.

EIGENMANN, C. H. On the Egg Membranes and Micropyle of some Osseous Fishes. Bull. Mus. C. Z. xix, pp. 129-155, 3 pls.

GIARD, A. Sur les Globules Polaires et les homologues de ces éléments chez les Infusoires ciliés. Bull. Sci. Fr. Belg. xxii, pp. 202-221.

*GÖTTE, A. Entwicklungsgeschichte des Flussneunauges (*Petromyzon fluviatilis*). Abh. z. Entwicklungsgesch. d. Tiere. Heft v, 4to, v & 95 pp., 9 pls. & figs.

GROBEN, C. Ueber Boveri's Fund der Entwicklung eines Organismus aus befruchteten Eifragmenten ohne Eikern. Verh. z.-b. Ges. Wien, xl, pp. 4 & 5.

*GRÖNROOS, H. Ueber die Eifurchung bei den Tritonen. Helsingfors : 8vo, 60 pp., 2 pls.

GUIGNARD, L. Sur le Mode d'Union des Noyaux Sexuels dans l'acte de Fécondation. C.R. cx, pp. 726-728.

*——. Sur la Formation et la Différenciation des Éléments Sexuels qui interviennent dans la Fécondation. J. Microgr. xiv, No. 6.

HAECKER, V. Ueber die Reifungsvorgänge bei *Cyclops*. Zool. Anz. xiii, pp. 551-558, 1 pl.

HENKING, H. Ueber Befruchtungsvorgänge im Insektenei. Verh. 62 Vers. deut. Nat. p. 264 ; Biol. Centralbl. x, pp. 439 & 440.

——. Untersuchungen über die ersten Entwicklungsvorgänge in den Eiern der Insekten. I. Das Ei von *Pieris brassicae*, L., nebst Bemerkungen über Samen und Samenbildung. Z. wiss. Zool. xlix, pp. 503-564, 3 pls.

HENNEGUY, L. F. Nouvelles recherches sur la Division des Cellules embryonnaires chez les Vertébrés. C.R. cxi, pp. 116 & 117.

Attractive spheres and central corpuscles in the ova of the Trout.

HERTWIG, O. Experimentelle Studien am tierischen Ei vor, während, und nach der Befruchtung. *Jen. Z. Nat.* xxiv, pp. 268-313, 3 pls.

Delayed spawning of *Echinus microtuberculatus* and *Strongylocentrotus lividus* seemed to make the ova pathological. Some would not fertilize at all; many were susceptible to multiple fertilization; segmentation, if it began, was pathological. Influences of lowered temperature on segmenting ova. Ova of *Strongylocentrotus* may take up methyl blue pigment, and this can be seen in the blastula stage. Ova of starfishes may begin to segment without fertilization.

HERTWIG, O. Vergleich der Ei- und Samenbildung bei Nematoden. Eine Grundlage für celluläre Streitfragen. *Arch. mikr. Anat.* xxxvi, pp. 1-138, 4 pls.

The mother sperm-cell is the homologue of the immature ovum. During a prolonged resting-state, the nuclear substance in both is peculiarly prepared for two successive cell-divisions. The homology holds true throughout. The two daughter-sperm-cells correspond to the ovum and the first polar body; the four spermatozoa are equivalent to the ripe ovum, the second polar body, and the two spheres arising from the division of the first; the polar bodies have the morphological rank of rudimentary egg-cells. They are abortive ova; their production is comparable to that of spermatozoa from a mother-sperm-cell; their persistence is explained by the physiological importance of the reduction which they effect in the mass of the germinal vesicle.

HICKSON, S. J. On the Maturation of the Ovum, and the Early Stages in the Development of *Allopora*. *Q. J. Micr. Sci.* xxx, pp. 579-598, 1 pl.

It seems probable that the "trophodisc" is not a reduced Medusa. The oosperm nucleus undergoes fragmentation. Ova and young embryos are found in the younger branches; the sperm-morulae and sperms in the older branches. The ovum pushes out the endoderm and ectoderm of the canal in which it is formed, and makes for itself a diverticulum.

HOLL, M. Ueber die Reifung der Eizelle des Huhns. *SB. Ak. Wien*, xcix, pp. 309-370, 1 pl.

The vitelline membrane or tunica adventitia, the follicular epithelium or membrana granulosa, and the membrana propria, all arise from the stroma of the ovary. The nucleus undergoes considerable changes during maturation. The zona radiata is a product of the cells of the membrana granulosa.

JANOŠÍK, J. Bemerkungen über die Entwicklung des Genitalsystems. *T. c.* pp. 260-288, 1 pl.

KASTSCHENKO, N. Ueber den Reifungsprocess des Selachiereies. *Z. wiss. Zool.* 1, pp. 429-442, 1 pl.

During maturation of ova in *Pristiurus*, *Torpedo*, and *Scyllium*, the polar globules are formed by karyomitotic division; one is separated off in the ovary, and the other probably at the time of fertilisation.

KUPFFER, C. Die Entwicklung von *Petromyzon planeri*. Arch. mikr. Anat. xxxv, pp. 469-558, 6 pls.

*LOEWENTHAL, N. Die Befruchtung, Reifung, und Teilung des Eies von *Oxyurus ambigua*. Month. Int. J. Anat. Hist. vii, pp. 341-374, 375-385, 2 pls., & pp. 469-514, 2 pls.

MARK, E. L. Studies on *Lepidosteus*. Bull. Mus. C. Z. xix, pp. 1-127, 9 pls.

Inter alia, observations on the egg-membranes, with a historical and critical review of the literature on the primary egg-membranes and the micropyle in fishes. Both egg-membranes are radially striated. There is a single micropyle, with a funnel and a canal. The granulosa of the mature ovarian ovum is a single layer, except at the funnel. The homologue of the zona radiata is found in representatives of all groups of fishes. It is produced by the ovum. The evolution of the micropylar apparatus.

MCINTOSH, W. C., & PRINCE, E. E. Development and Life-history of Teleostean Food- and other Fishes. Tr. R. Soc. Edinb. xxxv, pp. 665-946, 28 pls.

Much in regard to the ova.

MINOT, C. S. The Concrecence Theory of the Vertebrate Embryo. Am. Nat. xxiv, pp. 501-516, 617-629, & 702-719, 22 figs.

MORGAN, T. H. The Origin of the Test-Cells of Ascidians. J. Morph. iv, pp. 195-204, 1 pl.

PALADINO, G. I ponti intracellulari tra l'Uovo Ovarico e le Cellule Follicolari, e la Formazione della Zona Pellucida. Anat. Anz. pp. 254-259, 1 fig.

*PETIPIERRE, L. Ueber das Eindringen von Granulosazellen durch die Zona Pellucida menschlicher Eier. Inaug. Diss. Bern: 8vo, 27 pp., 3 figs.

PRINCE, E. E. [See MCINTOSH, W. C.]

RITTER, R. Die Entwicklung der Geschlechtsorgane und des Darmes bei *Chironomus*. Z. wiss. Zool. 1, pp. 408-427, 1 pl.

ROSSI, U. Contributo alla Maturazione delle Uova degli Anfibia. Anat. Anz. pp. 142 & 143,

* —. Sulla Destrusione degli Spermatozoi negli organi genitali interni feminali del *Mus musculus*. Month. Int. J. Anat. Hist. vii, pp. 196-203.

SALENSKY, W. Beiträge zur Embryonal-entwicklung der Pyrosomen. Zool. Jahrb. iv, pp. 424-477, 3 pls.

A chapter on oogenesis.

SCHIMKEWITSCH, W. Sur la Signification des Cellules Vitellines chez les Trachéates. Zool. Anz. xiii, pp. 399-404, 2 figs.

TOLGER, B. Die Richtungskörperchen von *Balanus*. T. c. pp. 607-609.

- VÉRON, E. Del grado di Sviluppo che sogliono raggiungere le Uova non fecondate del Filugello. *Bull. Soc. Ent. Ital.* xxi, pp. 118-123.
- WALDEYER, W. De la Caryocinèse et de ses relations avec le processus de la Fécondation. (Supplément traduit et annoté par PAUL GARNAULT) *Bull. Sci. Fr. Belg.* xxii, pp. 88-122, 1 pl.
- WATASE, S. Studies on Cephalopods. I. Cleavage of the Ovum. *J. Morph.* iv, pp. 247-302, 4 pls.; *cf.* *Johns Hopk. Univ. Circ.* ix, pp. 53-56.

The achromatin spindle is most important in karyokinesis. By it the chromatin of the spindle is divided among the daughter-cells. The whole phenomena may be connected in one continuous series of activities of the cytoplasmic asters upon the nucleus.

(3) *Spermatogenesis.*

- BALLOWITZ, E. Untersuchungen über die Struktur der Spermatozoen, zugleich ein Beitrag zur Lehre vom feineren Bau der kontraktile Elemente. Die Spermatozoen der Insekten. (I. Coleopteren.) *Z. wiss. Zool.* l, pp. 317-407, 4 pls.

The contractile part of the spermatozoa, and especially the undulatory membrane or fringe, consists of or contains very fine fibrils.

- . Untersuchungen über die Struktur der Spermatozoen. Theil III. Fische, Amphibien und Reptilien. *Arch. mikr. Anat.* xxxvi, pp. 225-290, 2 pls.

- *—. Das Retzius'sche Endstück der Säugetiere-Spermatozoen. *Month. Int. J. Anat. Hist.* vii, pp. 211-223, 1 pl.

- CUCCATI, G. Spermatogenesi nelle *Rana esculenta*. *Anat. Anz.* v, pp. 344-346.

- *HENKING, H. Ueber Reduktionsteilung der Chromosomen in den Samenzellen der Insekten. *Month. Int. J. Anat. Hist.* vii, pp. 243-249.

—. [See Oogenesis.]

- HERRMANN, G. Sur la Structure et le Développement des Spermatozoides chez les Décapodes. *Bull. Sci. Fr. Belg.* xxii, pp. 1-59, 4 pls., 15 figs.

- LECLERCQ, E. [See Cell.]

The sperm-cells contain a chromatin nucleus and a Nebenkern corresponding to Boveri's archoplasm. The latter is a constant element in cells.

- SABATIER, A. De la Spermatogénèse chez les Locustides. *C.R.* cxi, pp. 797-799.

The degeneration of the nucleus as such, the formation of the sperm-head from a protoplasmic vesicle invested internally with chromophilous granules.

WHITMAN, C. O. Spermatophores as a Means of Hypodermic Impregnation. *J. Morph.* iv, pp. 361-406, 1 pl.

(4) *Sex and Reproduction.*

BATESON, W. On some Cases of Abnormal Repetition of Parts in Animals. *P. Z. S.* iii, pp. 579-588, 4 cuts.

BONNIER, J. Le Dimorphisme des Mâles chez les Crustacés Amphipodes. *C.R.* cxi, pp. 987-989.

BOSCHETTI, F. [See Evolution.]

BOULENGER, G. A. Note on the Secondary Sexual Characters in the South-African Tortoises of the Genus *Homopus*. *P. Z. S.* lxxviii, p. 521.

CANU, E. Sur le Dimorphisme Sexuel des Copépodes Ascidicoles. *C.R.* cxi, pp. 757-759.

CONTEJEAN, CH. Sur l'Autotomie chez la Sauterelle et le Lézard. *T. c.* pp. 611-614.

CUNNINGHAM, J. T. On Secondary Sexual Characters in the Genus *Arnoglossus*. *P. Z. S.* lxxviii, pp. 540-546.

*DADAY, E. VON. Ein interessanter Fall der Heterogenesis bei den Räderthieren. *Ber. Math. Nat. Ungarn*, vii, pp. 140-156, 1 pl.

In *Asplanchna sieboldii* the fertilised ova with thick membranes develop into tubular parthenogenetic females, which give rise to tubular and male-like females and to males. The tubular females, after copulation with males, lay fertilised ova with thick membranes. The male-like females give rise parthenogenetically to other male-like females, to tubular females, and to males. After copulating with the last, they lay fertilised ova. The heterogenesis is thus very complex.

HARMER, S. F. On the Regeneration of Lost Parts in *Polyzoa*. *Rep. Brit. Ass.* (1890), pp. 862 & 863.

HARTERT, E. Ueber Oologie und ihre Bedeutung für die Wissenschaft. *Ber. Senck. Ges.* (1890), pp. 37-49.

HEAPE, W. Preliminary Note on the Transplantation and Growth of Mammalian Ova within a Uterine Foster-Mother. *P. R. Soc.* xlviii, pp. 457 & 458.

It is possible to make use of the uterus of one variety of rabbit as a medium for the growth and complete fetal development of fertilised ova of another variety of rabbit.

HERTWIG. [See Oogenesis.] *Jen. Z. Nat.* xxiv, pp. 268-313, 3 pls.
Confirming Greeff's observation that the ova of starfishes (*Asterias*

glacialis and *Astropecten*) may begin to develop without fertilization. The blastula stage may be reached. It seemed as if a second nuclear division, but no second extrusion, occurred during the maturation of these parthenogenetic ova.

*HERZ, —. Beitrag zur Frage über die Vorausbestimmung des Geschlechts. Arch. f. Thierheilk. xvi, pp. 84–100.

FULTON, T. W. The Proportional Numbers and Sizes of the Sexes among Sea Fishes. Rep. Fish. Scotl. viii, pp. 348–350.

*GEISSLER, A. Beiträge zur Frage der Geschlechtsverhältnisse der Geborenen. Zeitschrift. k. Sächs. Statistischen Bureau, xxxv, Heft 1 & 2. Report in Biol. Centralbl. ix, pp. 761 & 762.

GRUBER, A. Die Konjugation der Infusorien. Biol. Centralbl. x, pp. 136–150, 1 fig.

On the results of Maupas and R. Hertwig.

GÜTEL, F. Sur les Différences Sexuelles du *Lepidogaster bimaculatus*, Flem. C.R. cxi, pp. 759–761.

JANOSIK, J. [See Oogenesis.] SB. Ak. Wien, xcix, pp. 260–288, 1 pl.

If all were developed that is implicit in the incipient reproductive organs in Mammals, the result would be hermaphrodite organs, with internal testes and ovaries surrounding them. The same is true of the fowl. The cells, which form spermatozoa, are descended from those due to the primary proliferation of the germinal epithelium; the cells from which ova are formed are ontogenetically younger.

KLEBS, G. Nachtrag zu dem Aufsatz: Zur Physiologie der Fortpflanzung. Biol. Centralbl. ix, pp. 753–755; cf. t. c. pp. 609–617.

KLEIN, L. Vergleichende Untersuchungen über Morphologie und Biologie der Fortpflanzung bei der Gattung *Volvox*. *Volvox* Studien. III. Ber. Freiburg Ges. v, pp. 1–92, 5 pls.

Important in relation to genera problems.

*LAMEERE, A. Études sur la Reproduction. I. À propos de la Maturation de l'Œuf Parthénogénétique. II. Recherches sur la Réduction Karyogamique. Bruxelles: 8vo, pp. 88 & 78, 3 pls.

LANKESTER, E. RAY. [See General.] Essay on Parthenogenesis.

MALAQUIN, A. Sur la Reproduction des Autolytes. C.R. cxi, pp. 989–991.

MAUPAS, E. Sur la Multiplication et la Fécondation de l'*Hydatina senta*, Ehr. T. c. pp. 310–314 & 505–507.

The "winter-eggs" of *Hydatina senta* are the fertilised eggs. Copulation has no effect on those forms that are about to lay female eggs. Each egg is predestined in the maternal ovary. There is, in this case, no advantage in cross-fertilisation.

*[MAUPAS, E.] Le Rejeunissement Karyogamique chez les Ciliés. J. Microgr. xiv, pp. 274-281.

MEYER, A. B. Letter on the "Evolution of Sex" in Birds. Nature, xli, p. 272.

NUSSBAUM, M. Die Umstülpung der Polypen. Erklärung und Bedeutung dieses Versuchs. Arch. mikr. Anat. xxxv, pp. 111-120.

PEMBREY, M. S. Letter on the Evolution of Sex in Pigeons. Nature, xli, p. 199.

RATH, O. VOM. Ueber die Fortpflanzung der Diplopoden (Chilognathen). Ber. Freiburg Ges. v, pp. 1-28, 1 pl.

RHOADS, S. N. Probable Causes of Polygamy among Birds. Am. Nat. xxiv, pp. 1024-1036.

"Sexual selection in favour of beauty of colour and form of secondary characters, whether voluntary or the results of man's interference, is always accompanied by proportionate increase of sexual vigour. Such increase is a provision of nature to meet the excessive demands of consequent polygamous practices. Such prepotency being born, so to speak, of sexual selection, may be restrained by unfavourable climatic conditions, or inherent specific peculiarities in its tendency to produce such practices, while among species that are free from these limitations polygamy finds willing victims."

RITTER, R. Die Entwicklung der Geschlechtsorgane und des Darmes bei *Chironomus*. Z. wiss. Zool. 1, pp. 408-427, 1 pl.

The reproductive organs arise from previously extruded pole-cells, as Metschnikoff suggested, and as Balbiani carefully described.

ROSENSTADT, B. Zur Frage nach den Ursachen, welche die Zahl der Conceptionen beim Menschen in gewissen Monaten des Jahres regelmässig steigern. MT. embr. Inst. Wien. Heft ii (1890), pp. 75-97.

"The original physiological custom (inherited from Mammalian ancestors) only to reproduce at certain seasons, is still expressed in the periodical increase in the number of conceptions."

RYDER, J. A. The Origin of Sex through Cumulative Integration, and the Relation of Sexuality to the Genesis of Species. P. Am. Phil. Soc. xxviii, pp. 109-159.

An important contribution to the theory of sex.

SEELIGER, O. Bemerkungen zur Knospentwicklung der Bryozoen. Z. wiss. Zool. 1, pp. 560-599, 2 pls., 1 cut.

BROWN-SÉQUARD, —. Nouveaux faits relatifs à l'Injection sous-cutanée, chez l'Homme, d'un Liquide extrait de Testicules de Mammifères. Arch. Phys. xxii, pp. 201-208.

— — —. Exposé de faits nouveaux à l'égard de l'Influence d'un Liquide extrait des Testicules d'Animaux. T. c. pp. 443-455.

[BROWN-SÉQUARD, —.] Remarques sur les effets produits sur la Femme par des Injections cutanées d'un Liquide retiré d'Ovaires d'Animaux. *T. c.* pp. 456 & 457.

— . Nouveaux faits relatifs à l'Influence sur les Centres Nerveux de l'Homme d'un Liquide extrait de Testicules d'Animaux. *T. c.* pp. 641-648.

WAGNER, FR. V. Zur Kenntniss der ungeschlechtlichen Fortpflanzung von *Microstoma*, nebst allgemeinen Bemerkungen über Theilung und Knospung im Thierreich. *Zool. Jahrb.* iv, pp. 349-423, 4 pls.

VERSON, E. Zur Parthenogenesis beim Seidenspinner. *Zool. Anz.* xiii, pp. 44 & 45.

ZELLER, E. Ueber die Befruchtung bei den Urodelen. *Z. wiss. Zool.* xlix, pp. 583-601, 3 figs.

MAMMALIA.

BY

R. LYDEKKER, B.A., F.G.S.

THE following table shows the number of new generic and specific names recorded for the year 1890:—

NEW GENERA.	RECENT.	FOSSIL.	NEW SPECIES.	RECENT.	FOSSIL.
23	2	21	165	101	64

The extraordinary large number of new recent species is, to a considerable extent, due to the elevation to specific rank of a host of North American forms which would be regarded by most zoologists as varieties; nearly 40 of the new species belong to this category. Of the new species which would be generally recognized, a large number occur in the Bats, the *Soricidæ*, *Sciuridæ*, and *Leporidæ*. In addition to the above, one new generic and one specific name have been proposed to replace two ineligible ones applied to recent forms; and also the generic name for a fossil one.

Although a large amount of work has been done during the year, there is nothing to call for very especial mention; the discovery of milk-teeth in *Orycteropus* is, however, an important one.

Among the more important memoirs recorded, we may refer to the continuation of BÜCHNER'S Monograph of the Mammals collected by Przewalski; and also to that of the Lemuroids of Madagascar by GRANDIDIER & MILNE-EDWARDS. MIVART'S handsome Monograph of the *Canidæ* is also noteworthy, as well as the Monograph of the *Myoxidæ* by REUVENS. The year has seen the completion of SCHLOSSER'S important memoir on the Tertiary Mammals of Europe. RODLER & WEITHOFER have published an important contribution to our knowledge of the Pecora of the Maragha beds of Persia; SCOTT & OSBORN have done

* An asterisk prefixed to a quotation indicates that the Recorder has not seen the journal or work referred to.

valuable work in reviewing and completing our knowledge of several groups of North American fossil Mammals; and FILHOL has done good work on those of the French Miocene.

I.—THE GENERAL SUBJECT.

ALLEN, H. [See *Vespertilionidæ*, *Emballonuridæ*, and *Phyllostomatidæ*.]

ALLEN, J. A. List of Mammals collected by Mr. C. P. Streater in British Columbia, with Descriptions of two New Subspecies of *Sciurus*. Bull. Am. Mus. Nat. Hist. iii, pp. 161–168.

Two new varieties of *Sciurus* are described. [See *Sciuridæ*.]

— Notes on Collections of Mammals made in Central and Southern Mexico by Dr. A. C. Buller, with Descriptions of New Species of *Vespertilio*, *Sciurus*, and *Lepus*. *T. c.* pp. 175–194.

The total number of species noticed is 48, among which the following are new, viz.: 1 *Vespertilio*, 1 *Sciurus*, and 2 *Lepus*. [See *Vespertilionidæ*, *Sciuridæ*, and *Leporidaæ*.]

ALMERA, —, & BOFILL, —. Descubrimiento de grandes Mamíferos fosiles en Cataluña. Cron. cient. x, 4 pp. 1887. [Omitted from Zool. Rec. xxiv.]

AMEGHINO, F. [See *Multituberculata*.]

ANON. Durata della Gestazione nei Mammiferi. Boll. scient. xi, pp. 106–110. [See *Monit. Zool. Ital.* i, pp. 94 & 95.]

Gives the duration of pregnancy in a large number of species of Mammals.

BAKER, SIR S. W. Wild Beasts and their ways: Reminiscences of Europe, Asia, Africa, and America. London: 8vo, 1890, 2 vols., illustrated.

A sporting account of many of the larger Mammals of various countries.

BALLOWITZ, E. [See *Chiroptera*.]

BARDELEBEN, K. Ueber die Hand- und Fuss-Muskeln der Säugetiere, besonders die des Präpollex (Præhallux) und Postminimus. Anat. Anz. v, pp. 435–444. [See also *t. c.* p. 556.]

This paper records further observations on the presence of rudiments of a prepollex, &c., in Mammals. There is a full description of the muscles attached to their rudiments; the dissections which the author undertook for this purpose having also led him to a consideration of the homologies of certain palmar and plantar muscles, of which full details are given. [See also *Dipodidæ*, and EMERY & CARLSSON.]

BEDDARD, F. E. [See *Otariidæ*.]

BEEVOR, C. E. [See *Primates* and *Hapalidæ*.]

^oBIANCHI, S. Alcune Particolarità della Cariocinesi studiati negli Invilluppi Fetali dei Mammiferi. Parma: 1889, 8vo, 12 pp. [See *Monit. Zool. Ital.* i, p. 14.]

Based on observations of the foetal membranes of *Mus musculus*.

BIEHRINGER, J. [See *Rodentia*.]

BLANFORD, W. P. [See *Bovidæ*.]

BOAS, J. E. V. [See *Artiodactyla*.]

BOCAGE, J. V. BARBOZA DU. Mammifères d'Angola et du Congo. J. Sci. Libs. (2) ii, pp. 1-32, pl. i.

The completion of the memoir quoted in *Zool. Rec.* xxvi, *Mamm.* p. 4. Treats of the *Rodentia* (in which there is 1 new species of *Sciurus*, 1 of *Gerbillus*, and 2 of *Mus*), *Proboscidea*, *Hyracoidea*, *Perissodactyla*, *Artiodactyla*, *Sirenia*, and *Edentata*. In an appendix a new species of *Herpestes* is described. [See *Viverridæ*, *Sciuridæ*, and *Muridæ*. See also *Spalacidæ*.]

BOGDANOV, A. [See *Castoridæ*.]

BOUVIER, E. L. [See *Bovidæ*.]

BRÉZEL, H. [See *Carnivora*.]

BROOM, R. On the Fate of the Quadrate in Mammals. *Ann. N. H.* (6) vi, pp. 409-411.

After reviewing previous theories as to the representative of the Sauropsidan quadrate in Mammals, the author suggests that its true equivalent is to be found in the interarticular mandibular cartilage, for which the name "quadrate cartilage" is proposed if the author's theory be confirmed.

BÜCHNER, E. Die Säugethiere der Ganssu-Expedition (1884-1887). *Mél. biol.* xiii, pp. 143-164. [Cover of separate copies dated 1890, but the date Jan., 1891, at end of text.]

A preliminary description of the Mammals collected in Kansu, N. W. China. Among the species recorded are *Semnopithecus roxellana* and *Eluopus melanoleucus*, both of which occur in the mountain-range between Kansu and Szechuen. *Sciurus mccllellandi* is referred to *Tamias*. A new species of *Moschus* is described, and the new name *Gazella przewalskii* proposed. [See *Sciuridæ*, *Bovidæ*, and *Cervidæ*. See also *Rodentia*.]

CACCIAMALI, G. B. [See *Proboscidea*.]

CALDERON, S. [See *Rodentia*.]

CARAZZI, D. La Grotta dei Colombi, all' Isola Palmaria (Golfo di Spezia). *Ann. Mus. Genov.* (2) ix, pp. 33 & 43.

Gives a list of the species of Mammals represented in these deposits.

CARLSSON, A. Von den weichen Theilen der so- genannten Präpollex und Prähallux. *Biol. Fören.* ii, pp. 117-124.

Describes the muscles of the prehallux and prepollex in a number of Mammals.

CIACCIO, G. V. Sur les Plaques Nerveuses Finales dans les Tendons des Vertébrés. *Arch. Ital. Biol.* xiv, pp. 31-57, pls. i-vi.

Further researches concerning the mode of terminations of nerves on tendons, pp. 32-40 being devoted to those of Mammals.

COCKERELL, T. D. A. Contributions towards a List of the Fauna and Flora of West Mountain Valley, Colorado. *West. Am. Scientist*, vii, pp. 7 & 8.

This part gives a list of the Mammals, of which there are 23 species.

COCKS, A. H. [See *Cetacea*.]

COPE, E. D. [See *Cunida*, *Mustelida*, *Cetacea*, and *Sirenia*.]

CRAWSHAY, R. [See *Bovida*.]

DATTAN, A. Ueber Tiger, Bären, und Wildschweine des Ussuri-Gebietes. *Zool. Gart.* xxxi, pp. 289-296.

The species recorded from the neighbourhood of the Usuri river, in Manchuria, are *Felis tigris*, *Ursus arctos*, *U. tibetanus*, and *Sus scrofa*.

D'ORCET. [See *Equida*.]

DEPÉRET, C. Les Animaux Pliocènes du Roussillon. *Mém. Soc. Géol.* —Pal. i, *Mém. No. 3*, pp. 1-64, pls. iv-vii.

The first two parts of a memoir describing the fossil Vertebrates of the Pliocene of Roussillon. The forms described include *Dolichopithecus rusciniensis*, *Machærodus cultridens*, *Felis (Caracal) brevirostris*, *Viverra peppratzii*, *Vulpes donnezani*, n. sp., *Ursus (Helarctos) arvernensis*, *Felis*, sp., *Talpa*, sp., *Hystrix primigenia*, *Castor*, sp., *Sciuroides*, sp., *Mus donnezani*, n. sp., *Lophiomys pyrenaicus*, n. sp., *Cricetus angustidens*, n. sp., *Lagomys corsicanus*, *Lepus*, sp., *Ruscinomys europæus*, n. g. & sp., *Mastodon arvernensis*. [See *Cunida* and *Murida*.]

DOBSON, J. E. [See *Insectivora*.]

DOLLO, L. [See *Sirenia*.]

DONNEZAN, A. Découverte de Nouveaux Fossiles au Serrat-d'en-Vaquer. *Soc. Agricole Pyrén.-orient.* xxxi, pp. 137-143.

Records the discovery of the Mammalian fossils from the neighbourhood of Perpignan, which are described by C. Depéret in the memoir cited above.

DUNN, —. [See *Otariida*.]

DUVAL, M. L'Ectoplacenta de la Souris et du Rat. *C.R. Soc. Biol.* (9) ii, pp. 567 & 568.

[DUVAL, M.] De la Couche Plasmodiale Endovasculaire du Placenta Maternal. *T. c.* pp. 605 & 606. [See also *Rodentia*.]

EMERY, C. Zur Morphologie des Hand- und Fuss-skeletts. *Anat. Anz.* v, pp. 282-294, woodcuts.

Contains observations on Bardeleben's description of the prepollex of *Pedetes*, and concludes that ancestral Mammals had no free prepollex or prehallux.

FABRINI, E. [See *Felidæ*.]

FATIO, V. [See *Vespertilionidæ*.]

FEILDEN, H. W. Notes on the Terrestrial Mammals of Barbadoes. *Zool.* (3) xiv, pp. 52-55.

FICALBI, E. Sulle Ossa Accessorie del Cranio dei Mammiferi e dell' Uomo. *Monit. Zool. Ital.* i, pp. 119-135 & 144-153, woodcuts.

Observations on accessory ossifications (Wurmian bones, etc.) in the crania of Mammals.

FILHOL, H. Études sur les Mammifères Fossiles des Sansan. *Bibl. haut. études*, xxxvi, art. i, 310 pp., 46 pls., and *Ann. Sci. Géol.* art. i, 320 pp., 46 pls.

A descriptive review of all the known Mammals from the Middle Miocene of Sansan. The evidence for the identity of *Macrotherium* and *Chalicotherium* is fully detailed. [See *Talpida*, *Viverridæ*, *Mustelidæ*, *Castoridæ*, and *Cervidæ*.]

— [See also *Lemuridæ*, *Soricidæ*, *Crocodonta*, *Anoplotheriidæ*, and *Anthracotheriidæ*.]

FLEISCHMANN, A. [See *Rodentia*.]

FORSYTH-MAJOR, C. J. L'Ossario di Olivola in Val di Magra (Provincia di Massa Carrara). *P.-v. Soc. Tosc.* 1890, pp. 57-76. On a Pliocene Mammalian Fauna at Olivola. *Geol. Mag.* (3) vii, pp. 305-308.

After discussing previous observations on the Mammalian fauna and geological age of the deposits at Olivola, the author considers that they are Pliocene, and of the approximate age of those of the Val d'Arno. In the course of the notice reference is made to the Recorder's determination of *Hyæna striata* from the Red Crag and the Val d'Arno, which is regarded as insufficiently proved. *Palaoreas montiscaroli*, F. Maj., is identified with Aymard's *Antilope torticornis*, which should, therefore, be called *P. torticornis*. Notes are given on *Bos elatus*, Croizet, which is identified with *Leptobos strozzii*, Rüt., and referred to the latter genus, which is characterized by the absence of horns in the female.

FRIGERIO, F. [See *Hominidæ*.]

FUSARI, R., & PANASCI, A. Sulle Terminazioui nervose e sulle Ghian-dole sierose della Lingua dei Mammiferi. *Atti Ac. Tor.* xxv, pp. 835-857, pl. ix. [See also *Monit. Zool. Ital.* i, pp. 74 & 75.]

A detailed memoir on the terminations of the nerves and the structure of the serous glands of the tongue of Mammals.

GADOW, H. Description of the Modifications of certain Organs which seem to be Illustrations of the Inheritance of Acquired Characters in Mammals and Birds. *Zool. Jahrb. Abth. f. Syst.* v, pp. 629-646, illustr.

Pp. 639-641 treat of the larynx and sternum of *Mycetes*.

GAUDRY, A. Les Enchainements du Monde Animal dans les Temps Géologiques—Fossiles Secondaires. Paris: 8vo, 322 pp., illus.

Pp. 279-291 are devoted to the Mesozoic Mammals. [See also *Simiidæ*, *Phocidæ*, *Equidæ*, and *Anthracotheriidæ*.]

GERSTÄCKER, A. [See *Cetacea*.]

GILPIN, J. B. [See *Cetacea*.]

GRANDIDIER, A. Histoire Physique, Naturelle, et Politique de Madagascar. Vol. x. *Hist. Nat. des Mammifères*, by A. MILNE-EDWARDS & GRANDIDIER. Tom. v. Atlas II. Paris: 4to, pls. 123-172.

Contains plates illustrating the genus *Lemur*.

GRAY, R. W. [See *Delphinidæ*.]

GREVÈ, C. [See *Carnivora*.]

GÜNTHER, A. [See *Bovidæ*.]

HAACKE, W. Ueber die systematische und morphologische Bedeutung bisher unbeachtet gebliebener Borsten am Säugetierkopfe. *Ber. Senck. Ges.* 1890, pp. 175-184.

Describes and discusses the morphological significance of the tufts and pencils of bristles on the heads and faces of Mammals, and gives formulæ expressive of their relations and number in various groups.

— Ueber Metamerenbildung am Säugetierkleide. *T. c.* pp. 185-187.

Discusses the relationship of the vertical stripes found in various Mammals to the vertebræ and ribs, and proposes the term "trichomerism" to express this relationship.

HAMBURGER, O. Ueber die Entwicklung der Säugethierniere. *Arch. Anat. Phys.* 1890, pp. 15-51, pls. iii & iv.

HELDERMAN, W. D. [See *Felidæ*.]

HELM, F. [See MEYER.]

HENRY, A. [See *Bovidæ*.]

HERRERA, A. L. Notas acerca de los Vertebrados del Valle de Mexico. *Nat. Mex.* i, pp. 299-342.

Includes notes on the Mammals of Mexico. [See also *Chiroptera*.]

HEUDE, P. Sur les Systèmes Dentaires des Mammifères. *C.R.* cx, pp. 1221-1223.

A remarkable paper, proposing new terms for some of the types of teeth presented by the *Ungulata* and some other orders.

HILL, E. S. [See *Leporidæ*.]

HOCHSTETTER, F. Ueber die ursprüngliche Hauptschlagader der hinteren Gliedmasse des Menschen und der Säugethiere, nebst Bemerkungen ueber die Entwicklung der Endäste der Aorta abdominalis. Morph. JB. xvi, pp. 300-318, pl. xi. [See also *Rodentia*.]

HOFMANN, A. Ueber einige Säugethiere aus den Miocänen-schichten von Feisternitz bei Eibiswald in Steiermark. JB. geol. Reichsanst. xl, pp. 519-526, pl. iv.

Describes remains of *Amphicyon intermedius* (pl.), *Stenofiber jageri*, and *Hyoherium meissneri*.

HONEGGER, J. Vergleichend-anatomische Untersuchungen ueber den Fornix und die zu ihm in Beziehung gebrachten Gebilde im Gehirn des Menschen und der Säugethiere. Rec. Z. Suisse, v, pp. 201-434, pls. x-xix.

HORSLEY, V. [See *Primates*.]

HUBRECHT, A. L. W. [See *Soricidæ*.]

HUET, P. Notes sur les Naissances obtenues à la Ménagerie du Muséum d'Histoire Naturelle dans le courant de ces Dernières Années. Bull. Soc. Acclim. xxxvii, pp. 873-884 & 930-939.

Records the Mammals born in the Paris Zoological Gardens during the last few years.

HUMPHREYS, J. [See *WINDLE*.]

ISSEL, A. Dei Fossili recentemente raccolti nella Caverna delle Fate (Finale). Ann. Mus. Genov. (2) ix, pp. 5-15, woodcut.

Mentions the Mammalian remains found, among which is a tooth of *Squalodon quaternarium* (figured).

JENTINK, F. A. On a Collection of Mammals from Billiton. Notes Leyd. Mus. xii, pp. 149-154, pl. vii, figs. 11-14.

The Mammals collected in the island of Billiton, between Borneo and Banka, comprise—1 *Tarsius*, 1 *Sciuropterus* (new), 3 *Sciurus*, 1 *Tupaia*, 1 *Rhinolophus*, 1 *Vesperugo* (new), 1 *Vespertilio*, and 1 *Emballonura*. [See *Sciuridæ* and *Vespertilionidæ*.]

— On Two very rare, nearly forgotten, and often misunderstood Mammals from the Malayan Archipelago. *T. c.* pp. 222-230, pl. ix, figs. 1-4.

It is shown that *Pithechirus melanurus* is a true mouse, inhabiting Java and Sumatra, and has nothing to do with *Chiropodomys*. Skull and teeth figured. The remainder of the paper refers to *Tupaia dorsalis*. [See also *WEBER*, and *Bovidæ*.]

KIRBY, W. F. Natural History of the Animal Kingdom for Young People. Part I.—*Mammalia*. London: 4to, 24 pp., illustrated.

KOCHS, W. Ueber eine wichtige Veränderung der Körperbeschaffenheit welche der Mensch und die Säugetiere der gemässigten in heissen Klima erleiden. Biol. Centralbl. x, pp. 290-295.

KOLLMAN, J. Handskelett und Hyperdaktylie. Verh. Ges. Basel, viii, pp. 604-626, pl. viii.

The author concludes that the traces of a prepollex and prehallux observed in many Mammals are truly atavistic, and not pathological features. The term "Theromorphism" is suggested for these rudiments when they occur in man.

KÜKENTHAL, W. Ueber die Anpassung von Säugethieren an das Leben im Wasser. Zool. Jahrb. Abth. f. Syst. v, pp. 373-399.

The author traces the modifications induced in the structure of those Mammals which are of aquatic habits by this mode of life. It is considered that all aquatic Mammals are derived from land forms, and that their full adaptation to an aquatic existence depends partly on the extent to which they are aquatic, and partly on the length of time since they have adopted this mode of life. Particular attention is directed to the *Cetacea*; and it is held that their alleged direct descent from aquatic reptiles is totally untenable. The origin of "hyperphalangism" is accounted for by the development and subsequent separation of double epiphyses to the phalangeals. Attention is directed to the difference in the form of the pectoral limb in the *Odontoceti* and *Mystacoceti*; and from the generalised type of carpus in the former it is argued that these two groups are of dual origin. [See also *Cetacea*.]

KULCZCKI, W. [See *Equidæ*.]

LANGKÄVEL, B. [See *Bovidæ*.]

LATASTE, F. [See *Rodentia*.]

LECHE, W. [See *Marsupialia*.]

LEIDY, J. [See *Caviidæ*, *Elephantidæ*, *Equidæ*, and *Rhinocerotidæ*.]

LEMOINE, V. Étude sur les Rapports des Mammifères de la Faune Cernaysienne et des Mammifères Crétacés d'Amérique. Bull. Soc. Géol. (3) xviii, pp. 321-324, pl. iii; also C.R. cx, pp. 480-482.

The author points out the close resemblance between teeth from the Cernaysien beds of Rheims described by himself, and those from the Laramie Cretaceous described by Marsh. It is considered that some of those described by the latter, as *Halodon* and *Didelphodon*, are inseparable from *Plesiadapis*; *Cimolestes* is approximated to *Tricuspidon*; some of the teeth described as *Didelphodon*, *Pediomys*, and *Halodon*, are compared with those of *Adapisorex*; while others, such as *Cimolomys*, *Cimolodon*, and *Tripriodon*, are regarded as closely allied to *Neoplagiaulax*.

— Sur l'Age relatif des Mammifères de Cernay, par rapport aux Vertébrés du même groupe découverts en Europe et en Amérique. *T. c.* pp. 219-223.

Another paper on the same subject.

— Considérations Générales sur les Vertébrés Fossiles des Environs de Reims, et spécialement sur les Mammifères de la Faune Cernaysienne. C.R. Congrès Internat. Zool. 1889, pp. 233-279, woodcuts.

A third contribution to the same subject.

LENHOSSÉK, M. A. Gerinczvelői Idegek Hátulso Gyökereiről. (The Spinal-Cord and the Posterior Nerve-roots.) Ért. Term. Kör. xix, pt. 6, pp. 6 & 46, pl. i.

LEUTHARDT, T. [See *Ungulata*.]

LINK, J. A. Die Säugethiere der Hassberge und deren Umgebung. Ber. naturf. Ges. Bamberg, xv, pp. 3-25.

A review of the Mammalian fauna.

LYDEKKER, R. [See *Hyenidae*, *Mustelidae*, *Hyenodontidae*, *Bovidae*, and *Cervidae*.]

MACDONALD, T. F. [See *Equidae*.]

MACINTYRE, D. Hindu-Koh: Wanderings and Wild Sport on and beyond the Himalaya. Edinburgh & London: 1889, 8vo, 464 pp., illustrations. [Omitted from Zool. Rec. xxvi.]

Contains a sporting account, with illustrations of many of the larger Himalayan Mammals. Figures of the horns of the three varieties of *Capra falconeri* are given on p. 223.

MAGGI, L. Fontanelle nello Scheletro Cefalico di alcuni Mammiferi.

Rend. Ist. Lombardo (2) xxiii, pp. 439-461 & 580-608, pls. vi-xi.

[See also Boll. scient. xii, pp. 61 & 62.]

Describes and figures the cranial fontanelles in Apes, Pig, Sheep, Ox, &c. [See also *Rodentia*.]

MAHN, R. [See *Muridae*.]

MARSH, O. C. Notice of New Tertiary Mammals. Am. J. Sci. (3) xxxix, pp. 523-525.

Describes Mammalian remains from the Miocene of Dakota. Four new genera of *Perissodactyla* are founded; and a new species of *Hyopotamus* is described. [See *Anthrotheriidae*, *Titanotheriidae*, *Lophiodontidae*, and *Lambdotheriidae*.]

MARTIN, K. [See *Proboscidea*.]

MARTIN, P. [See *Felidae*.]

MAYET, V. [See *Castoridae*.]

MEARNS, E. A. [See *Rodentia*.]

MEEK, A. [See *Hystriidae*.]

MERRIAM, C. H. The North American Fauna (U.S. Department of Agriculture). No. 3. Results of a Biological Survey of the San Francisco Mountain Region and Desert of the Little Colorado, Arizona, pp. 1-136, pls. i-xii, maps.

This memoir (which also contains a section on Reptiles and Amphibians, by L. Stejneger) is a continuation of the paper quoted in Zool. Rec. xxvi, *Mamm.* p. 11. The Mammals described comprise a new species of *Sorex*, 1 species of *Vesperugo*, 3 of *Vespertilio*, one of which is new; 1 of *Nyctinomus*, 2 of *Sciurus*, 3 of *Tamias*, and a new variety of

the same; 3 of *Spermophilus*, of which one, as well as two varieties, are new; 1 of *Cynomys*, 1 of *Castor*; a new species and a new variety of *Onychomys*; 3 species of *Hesperomys*, of which one, as well as a variety, are new; 2 species of *Arvicola*, one of which is new; 1 species of *Neotoma*, and 2 of *Thomomys*. The new generic term *Dipodops* is proposed for those Kangaroo Rats having five hind toes, and one new species is named. There are 3 species of *Perognathus*, of which one is new; also 1 of *Erethizon*, 2 of *Lepus*, 1 of *Cariacus*, *Antilocapra*, *Ovis*, *Felis*, *Lynx* (new), *Canis*, *Mephitis* (new), *Spilogale* (new), *Taxidea*, *Lutra*, *Bassaris*, and 2 of *Ursus*. [See *Soricidæ*, *Vespertilionidæ*, *Sciuridæ*, *Muridæ*, *Geomyidæ*, *Felidæ*, and *Mustelidæ*.]

[MERRIAM, C. H.] The North American Fauna. No. 4. Descriptions of Twenty-six New Species of North American Mammals, 55 pp., 3 pls.

This fasciculus contains a revision of the genus *Spilogale*, with descriptions of six new species and one variety. 4 new species and one variety of *Tamias*. 3 new species of *Eutamias*. A new *Mustela*. A new *Molossus*, the first recorded from the United States. A new *Cynomys*. 1 new species and 2 varieties of *Spermophilus*. 3 new species of *Dipodomys*. 1 new variety of *Geomys*, and a new species of *Hesperomys*. [See *Mustelidæ*, *Sciuridæ*, *Muridæ*, *Geomyidæ*, and *Emballonuridæ*.]

MEYER, A. B. [See *Cercopithecidæ*, *Sciuridæ*, and *Muridæ*.]

—, & HELM, F. v. Jahresbericht (1889) der Ornithol. Beobachtungstationen im Königreich Sachsen. Dresden: 1890, 80 pp.

Pages 70-72 contains a list of the Mammals of Saxony.

MILNE-EDWARDS, A. Mission Scientifique du Cap Horn, 1882-1883, vol. vi, Zoologie—Mammifères, 32 pp., 8 pls. Paris: 1890, 4to.

The species described include *Felis geoffroyi*, *Canis magellanicus*, *Conepatus humboldti* (pls. i, viii), *Lutra chilensis*, *Otaria jubata*, *Arctocephalus australis*, *Hesperomys (Notiomys) edwardsi* (n. sp., pl. iii, fig. 1; pl. viii, fig. 1), *H. coppingeri* (pl. iv, fig. 2; pl. viii, fig. 2), *H. longicaudatus* (pl. iv, fig. 1), *H. olivaceus* (pl. v, fig. 1), *H. xanthorhinus* (pl. vi, fig. 1), *H. longipilis* (pl. v, fig. 2), *H. xanthopygus* (pl. vi, fig. 2), *Mus magellanicus*, *Rhithrodon chinchilloides* (pl. iii, fig. 2), and *R. cuniculoides* (pl. ii). [See *Muridæ*. See also GRANDIDIER, *suprà*, p. 6.]

MINOT, C. S. [See *Rodentia*.]

MIVART, ST. G. [See *Canidæ*.]

MONTANA, —. De la Dualité Anatomique et Fonctionnelle des Éléments des Glandes Gastriques. Bull. Soc. Toulouse, xxxiii, pp. 97-121.

A detailed series of observations made on the gastric glands of several of the larger Mammals, with deductions therefrom.

MORCELLI, E. [See *Primates*.]

NEHRING, A. Ueber Säugethiere der Philippinen, namentlich über *Phlaomys cumingi*, Waterh., and *Bubalus mindorensis*. SB. nat. Fr. 1890, pp. 101-108.

After mentioning the eight species of Mammals hitherto recorded from the Philippines, describes a new species or variety of *Phlaomys*, and considers that *Bubalus mindorensis* connects the Anoa with the true Buffalos. [See *Muridæ*.]

— Ueber Tundren und Steppen der Jetzt und Vorzeit, mit besonderer Berücksichtigung ihrer Fauna. Berliu : 1890, 8vo, 257 pp., and map.

The first chapter describes the Tundras, or Arctic Steppes of the Old World, with a list of their fauna. In the second chapter the true Steppes of Russia and S.W. Siberia are treated of in a similar manner. In the third we have observations on the fauna and climate of the Glacial and Post-glacial epoch; while the fourth treats of the former wide range of Lemmings in Europe. The evidence for the existence of a climate like that of the Steppes and Tundras in Middle Europe during the Post-glacial epoch is detailed in the fifth and sixth chapters. The seventh gives a general summary of the author's views. [See also *Canidæ* and *Bovidæ*.]

NEWTON, E. T. On some New Mammals from the Red and Norwich Crag. Q. J. Geol. Soc. xlvii, pp. 444-453, pl. xviii.

This paper contains descriptions of Mammalian remains from the English Pliocene belonging to eight species, nearly all being new to the Crag, and four of them new to science. A low-crowned lower carnassial tooth from the Norwich Crag of Bramerton is referred to the genus *Lutra*, and named *L. reevei*. All the other specimens are from the nodule-bed at the base of the Suffolk Red Crag. The right ramus of a lower jaw, differing from the common Otter in having the hinder fangs of the premolars much larger than the front ones, and agreeing in this particular with *L. dubia*, is referred to the latter species. A humerus of a Seal, most nearly resembling that of *Phoca vitulina*, but of smaller size and more slender proportions, is named *Phoca moori*. Another Seal's humerus, having a peculiarly triangular shaft, is thought to belong to *Phocanella minor* of Van Beneden. A maxilla with three teeth, belonging to the genus *Trogontherium*, but of smaller size than *T. cuvieri*, is believed to represent another species, and is named *T. minus*. The ziphioid rostrum in the Ipswich Museum, which received the preoccupied MS. name of *Mesoplodon floweri*, is described as *M. floris*; and another rostrum, characterized by being very short, with a deep boat-like anterior extremity, is named *M. scaphoides*. *Ælurus anglicus*, hitherto known only by part of a lower jaw with the carnassial tooth, is now further illustrated by an upper molar. [See *Phocidæ*, *Mustelidæ*, *Castoridæ*, and *Physeteridæ*. See also *Muridæ*.]

NUSSBAUM, J. [See *Rodentia*.]

O'REILLY, J. P. [See *Canidae*.]

OSBORN, H. F. A Review of the Cernaysian Mammals. P. Am. Phil. Soc. 1890, pp. 51-62, woodcuts.

The author endeavours to assign a definite position to the numerous Mammals described by Lemoine, from the Lower Eocene of Rheims. In noticing the general characters presented by this fauna, it is mentioned that the teeth are usually tritubercular, and that the astragalus is perforated. The genera, *Protoadapis* and *Plesiadapis* are referred to the primitive Lemuroids. Schlosser's reference of *Adapisorex*, *Adapisoriculus*, *Pleuraspidotherium*, and *Orthaspidotherium* to the *Insectivora* is confirmed; although the alleged relationship of the two latter to the *Erinaceidae* is disputed. In the Creodont *Carnivora Hyenodictis* is provisionally referred to the *Mesonychidae*, while the tritubercular character of the molars of *Arctocyon* is pointed out for the first time. The paper concludes with a notice of *Neoplagiaulax*.

— [See also SCOTT, W. B.]

OTTO, A. Sur Geschichte der ältesten Haustiere. Breslau: 1890, 8vo, 78 pp.

A history of the domestic Mammals of Europe, divided into two parts. The first part gives a *résumé* of previous works and theories on the subject; while in the second we have a detailed account of each particular species.

OUDEMANS, A. C. [See *Cercopithecidae*.]

OUDEMANS, J. T. [See *Chiromyidae*.]

*PALADINO, G. Dei Primi Rapporti tra l'Embrione e l'Utero in Alcuni Mammiferi. Giorn. Assoc. Nat. Nap. i, pp. 1-15, pl., 1889. [See also *Monit. Zool. Ital.* i, p. 12.]

Observations on the relations of the foetal and maternal elements of the placenta, as exemplified in Rodents.

PANASCI, A. [See FUSARI.]

PARKER, W. K. [See *Equidae*.]

PATERSON, A. M. On the Fate of the Muscle-plate and the Development of the Spinal Nerves and Limb-Plexuses in Birds and Mammals. Stud. Biol. Lab. Owen's Coll. ii, pp. 103-122, pls. vii & viii. [Reprinted from Q. J. Micr. Sci. 1887.]

— The Development of the Sympathetic Nervous System in Mammals. P. R. Soc. xlvii, pp. 19-23. [Abstract.]

It is concluded that the Mammalian sympathetic is mesoblastic, that it is formed out of the cellular tissue surrounding the embryonal aorta, and is at first entirely independent of the cerebro-spinal system. It is primarily uniform and unsegmented. Subsequently it becomes connected with certain spinal nerves by growths from the latter, and in consequence becomes gangliated in an irregular manner.

PAVLOW, M. [See *Equidæ*.]

PELZELN, A. v. Geschichte der Säugethier- und Vogel-Sammlung des k. k. naturhist. Hofmuseums. Ann. Hofmuseum Wien. v, pp. 503-539.

The first part gives the history of the more important specimens of Mammals in the Vienna Museum.

PFITZER, —. [See *Canidæ*.]

POMEL, A. [See *Hippopotamidæ*.]

POMMEROL, F. [See *Equidæ*.]

POUCHET, G. [See *Cetacea*.]

REITTERER, E. Sur l'Origine et l'Évolution de Région Ano-Génitale des Mammifères. J. de l'Anat. Phys. xxvi, pp. 126-151 & 153-216, pls. v-viii.

— . Du Développement de la Région Anale des Mammifères. C.R. Soc. Biol. (9) ii, pp. 51 & 54.

— . Du Développement du Fourreau et de la Partie Libre de la Verge des Mammifères Quadrupèdes. T. c. pp. 551-554.

— . Sur la Développement de la Portion Abdominal de la Verge des Mammifères. T. c. pp. 606-608.

— . Note sur la Valeur Morphologique du Gland des Mammifères. Mém. Soc. Biol. 1890, pp. 107-114. [See also *Cetacea*.]

REUVENS, C. L. [See *Cercopithecida* and *Myosida*.]

RISTORI, G. [See *Primates*.]

ROBINSON, A. On the Position and Peritoneal Relations of the Mammalian Ovary. Stud. Biol. Lab. Owen's Coll. ii, pp. 35-46, pl. iv. [Reprinted from J. Anat. Phys. 1887.]

RODLER, A. [See *Artiodactyla*.]

RÖSE, C. Beiträge zur vergleichenden Anatomie des Herzens der Wirbelthiere. Morph. JB. xvi, pp. 27-96, pls. iv & v.

Includes observations on the hearts of a large number of Mammals.

ROYER, A. [See *Artiodactyla*.]

RÜTIMEYER, L. Uebersicht der eocänen Fauna von Egerkingen. Verh. Ges. Basel, ix, pp. 1-34, woodcuts.

After giving a classified list of the known species from the Swiss Siderolites, the author proceeds to discuss the relations of this fauna with the faunas of the American Tertiaries, in the course of which he describes a cutting-tooth under the name of *Calumodon europæus*. [See *Tillodontia*.]

RUTLAND, J. [See *Muridæ*.]

RYDER, A. J. [See *Soricidæ*.]

SACCO, F. [See *Balenidae*.]

ST. LOUP, R. [See *Bovidae*.]

SCHACHT, H. [See *Carnivora*.]

SCHLOSSER, M. Die Affen, Lemuren, Chiropteren, Insectivoren, Marsupialier, Creodonten, und Carnivoren der Europäischen Tertiars, &c. Part III. Beitr. Pal. Oesterr.-Ung. viii, pp. [1-106] 387-492. [Plates with preceding part.]

The concluding part of the memoir noticed in *Zool. Rec.* xxv, *Mamm.* pp. 27 & 28. The first portion concludes the *Carnivora*; while a supplement gives emendations of some of the determinations made in the two preceding parts, with mention of species described since they were issued. There is also a complete distributional list of all the known European Tertiary Mammals. The part devoted to the *Carnivora* commences with the characters of the existing *Viverridae*, in which it is concluded that *Prionodon* and *Poiana* are the direct descendants of *Paleoprionodon*. In the survey of extinct Viverroids, one new species of the type genus is described, and *V. minima*, Filhol, is regarded as referable to this genus and not to *Herpestes*. The *Herpestinae* are raised to the rank of a family. In the *Procyonidae* there is a notice of *Aelurus anglicus*, and of the fossil American forms. In the *Hyænidae*, the new genus *Prohyæna* is proposed for *Aelurodon wheelerianus*, Cope, which is regarded as an ancestral Hyænoid. It is considered that *Hyænocyon* is certainly not a Canoid, but may be an Hyænoid. *Hyæna maculata* and the fossil *H. spelæa* are regarded as distinct from *H. crocuta*. In the *Felidae* there is a long discussion as to the origin and relationships of the family, followed by a description of the fossil forms. The genus *Didymictis*, Cope, is regarded as the representative of the *Creodonta Adaptiva*—a group connecting the true Creodonts with the typical Carnivores. This portion of the memoir concludes with a survey of the extinct American Carnivores described by Marsh, most of which are considered to be identical with Creodonts previously named by Cope. In the supplement the relation of *Cænopithecus* to *Adapis* is discussed, and it is considered that the jaw referred by Rüttimeyer to *Pelycodus* probably belongs to the former. The jaw from the Bohnerz of Frohnstetten, previously referred by the author to *Microchærus*, is made the type of the new genus *Cryptopithecus*, and is probably allied to *Hyopsodus*. *Microchærus* is transferred to the *Lemuridae*, and regarded as closely allied to *Necrolemur*. After some mention of additional fossil *Insectivora* and *Chiroptera*, the descriptive part concludes with references to Carnivores described since the earlier part of the text was in type, and with discussions on points of phylogeny, priority, &c. [See *Hyopsodontidae*, *Viverridae*, and *Canidae*.]

— Ueber die Modificationen des Extremistätenskelets bei den einzelnen Säugetier-Stämmen. *Biol. Centralbl.* ix, pp. 684-698 & 716-729.

A critical discussion of the modifications in the skeleton of the limbs of Mammals, exclusive of the *Edentata* and *Marsupialia*.

[SCHLOSSER, M.] Die Differenzierung des Säugetiergebisses. *Op. cit.* x, pp. 238-252 & 264-277, woodcuts.

The first part treats of the evolution of the more complex forms of Mammalian molars from the tritubercular type; while the second is devoted to the modifications in the number and functions of the teeth in the various orders.

— Ueber die Deutung des Milchgebisses der Säugetiere. *T. c.* pp. 81-92.

Criticizes the conclusions of O. Thomas as to the homology of the teeth in various groups of Mammals, and especially disputes the view that the milk-dentition is a series superadded to the permanent one. It is also urged that the anterior cheek-teeth of *Elephas* are not milk but premolars. [For a criticism, see O. THOMAS, p. 17.]

SCHULZE, E. Verzeichniss der Säugethiere von Sachsen, Anhalt, Braunschweig, Hannover, und Thüringen. *Z. Nat.* lxiii, pp. 97-112.

SCLATER, P. L. [See *Rhinocerotida* and *Bovida*.]

SCLATER, W. L. [See *Murida*, *Dipodida*, and *Artiodactyla*.]

SCOTT, W. B. [See *Cotylopidæ*.]

—, & OSBORN, H. F. Preliminary Account of the Fossil Mammals from the White River and Loup-Fork Formations, contained in the Museum of Comparative Zoology. Part II. *Bull. Mus. C. Z.* xx, pp. 65-100, 3 pls., woodcuts.

A valuable memoir, reviewing and completing the work done on the *Carnivora*, *Artiodactyla* and *Perissodactyla*; the two first groups being described by Scott, and the third by Osborn. In the *Carnivora*, the first section is devoted to *Ælurodon*, from which it is considered that Schlosser's *Prohyæna* (misquoted *Palhyæna*) is inseparable. In the *Felidae* a humerus is provisionally ascribed to a large species of *Felis*, under the name of *F. maxima*; the reason for referring it to that genus rather than to *Machærodus* (*Smilodon*), being the presence of an entepicondylar foramen, which is absent in *M. (S.) uecator*. In the *Artiodactyla*, *Merychys* is shown to differ from other Creodonts by having the fourth upper milk-molar with four crescents, like that of the *Pecora*, whereas in most other members of the family it is triangular, as in the *Tragulina*. The foot-structure is also of the "adaptive" type. *Merycochaerus* has a similar type of foot. Important observations are made on the skeletons and general structure of *Blastomeryx* and *Cosoryx*, which are shown to be true Ruminants, and are referred to the family *Gelocida*. The former is shown to be closely allied to *Palæomeryx*, from which it is mainly distinguished by the absence of the characteristic fold in the lower molars. It was probably an ancestor of the true American Deer. *Cosoryx* is regarded as very closely allied to *Blastomeryx*, but has a more hypsodont dentition and forked antlers, which were probably not deciduous, and covered with skin. Cope's suggestion that *Cosoryx* may have given rise to *Antilocapra* is considered probable, since the forked horn-sheaths of

the latter point to an original forking of the bony cores. In the *Perissodactyla*, *Meshippus* is regarded as distinct from *Anchitherium*, which is made the type of a family. Among the *Rhinocerotidæ* some observations are made on the foot-structure of *Aceratherium*, and on the homology of the component parts of the Rhinoceros molar. A restoration is given of the skeleton of one of those Upper Miocene Rhinoceroses described as *Aphelops*, and is shown to be remarkable for the length of the body and the shortness of the limbs, whereby it presents a marked contrast to the long-limbed *Aceratherium* of the Lower Miocene. The ordinal term *Chalicotheroidea* is adopted for *Chalicotherium*; and Marsh's *Moropus* is identified with that genus.

SELENKA, E. [See *Primates*.]

SELOUS, F. C. A Hunter's Wanderings in Africa. 2nd Ed. London: 1890, 8vo, 455 pp., illustrated.

SHERBORN, C. D. [See WOODWARD.]

SHERRINGTON, C. S. On outlying Nerve-cells in the Mammalian Spinal Chord. P. R. Soc. xlvii, pp. 144-146. [Abstract.]

SIEPI, P. [See *Chiroptera*.]

SOUTHWELL, T. [See *Cetacea*.]

SPEE, F. G. Die Verschiebungsbahn des Unterkiefers am Schädel. Arch. Anat. Phys. 1890, pp. 285-294, pl. xvi.

The relationship of the mandible to the cranium illustrated in a large number of Mammals.

SPITZKA, E. C. [See *Pinipedia*.]

STEEL, J. H. [See *Equidæ* and *Bovidæ*.]

STEERE, J. B. A List of the Birds and Mammals collected by the Steere Expedition to the Philippines. Ann Arbor, Michigan, 8vo, 30 pp.

22 species of Mammals are recorded, of which a Bubaline and two Squirrels are described as new. [See *Sciuridæ* and *Bovidæ*.]

STEPHENS, F. Land Mammals of San Diego County, California. West Am. Scientist, vii, pp. 36-39.

62 species are mentioned.

STERNBERG, M. Ein bisher nicht beschriebener Canal im Keilbein des Menschen und mancher Säugethiere. Arch. Anat. Phys. 1890, pp. 304-331, pl. xvii.

Describes a canal in the alisphenoid, for which the name *canalis cranio-pharyngeris lateralis* is proposed.

STRAHL, H. Untersuchungen ueber den Bau der Placenta. Der Bau der Hundplacenta. Arch. Anat. Phys. 1890, pp. 186-203, pls. ix & x.

— Die histologischen Veränderungen der Uterusepithelium in der Raubthierplacenta. *Op. cit.* suppl. pp. 120-134, pls. vi & vii. [See also *Talpidæ*.]

SUCHETET, A. [See *Ungulata*.]

THOMAS, O. On a Collection of Mammals from Central Vera Cruz, Mexico. P. Z. S. 1890, pp. 71-76, pls. vi & vii.

The collection includes 21 species. A new variety of *Sciurus* and a new species of *Lepus* are described and figured. [See *Sciuridæ* and *Leporidæ*.]

— On a Collection of Mammals obtained by Dr. Emin Pasha in Central and Eastern Africa. T. c. pp. 443-450, pl. xl, woodcut.

The collection includes 33 species, among which is an example of the rare *Rhynchocyon petersi*. An important correction is made in regard to the dental formula of the *Macroscelididæ*; a new variety of *Sciurus pyrrhopus* is described and figured. In the *Spalacidæ* the new name *Myoscalops* is proposed, to replace the preoccupied term *Heliophobius*. [See *Macroscelididæ*, *Sciuridæ*, and *Spalacidæ*.]

— Remarks on Dr. Schlosser's "Ueber die Deutung des Milchgebisses der Säugetiere." Biol. Centralbl. x, pp. 216-219.

A criticism of the paper quoted on page 15. The author denies that he has ever expressed any opinion as to the serial homology of the first cheek-tooth of the dog, and strongly insists that the anterior cheek-teeth of the elephant belong to the milk-dentition. [See also *Sciuridæ* and *Edentata*.]

THOMPSON, D'ARCY W. [See *Cetacea* and *Marsupialia*.]

TORNIER, G. Die Phylogense des terminalen Segmentes der Säugethier-Hintergliedmassen. Morph. JB. xvi, pp. 401-483, pls. xvii & xviii.

An elaborate memoir, continuing an early one, and treating in detail of the modifications of the ankle-joint in various groups of Mammals.

TOULA, F. Ueber Säugethierresten gesammelt bei Gelegenheit des Baues der Eisenbahn von Scutari nach Ismid im 1873. Anz. Ak. Wien. xxvii, pp. 112-114.

A preliminary notice of a series of Mammalian remains collected in Turkey. The specimens come nearest to *Mastodon pandionis*, *Elephas clifti*, *Rhinoceros blanfordi*, *Hipparion antilopinum*, and *Equus nomadicus*.

TOURNEUX, F. [See *Felidæ*.]

TROUËSSART, E. Les Mammifères fossiles de la République Argentine. Le Nat. 1890, pp. 151, 152, 203-205, 213, 214, 271, & 272, woodcuts.

Gives an illustrated summary of part of the great work of Ameghino [see Zool. Rec. xxvi, *Mamm.* p. 2] on the Mammals of Argentina; and also some observations on the *Multituberculata* from the paper by Ameghino quoted under that head.

— Nouvelles Explorations des Gîtes fossilifères de la Patagonie australe. Rev. Sci. xlvi, pp. 506 & 507.

Publishes a letter from C. Ameghino giving the results of some of his recent discoveries of the Tertiary Mammals of Patagonia. It is stated that *Protozodon* and allied forms have but three digits on the fore (as on

the hind) foot, and it is therefore presumed that the same holds good for the later *Toxodon*. It is also shown that in *Proterotherium* the orbits were completely closed; the feet were tridactyle, with an artiodactyle type of tarsus; while in the dentition there were one pair of upper and two of lower incisors, the upper ones taking the form of canines, which were wanting. One new generic and several specific names are mentioned, but these can scarcely be regarded as entitled to be quoted as such.

TRUE, F. W. [See *Ungulata*, *Bovidae*, and *Delphinidae*.]

TUCKERMANN, F. On the Gustatory Organs of some of the *Mammalia*.

J. Morph. iv, pp. 151-193; and P. Bost. Soc. xxiv, pp. 470-482.

Describes in detail the taste-organs of 29 species of Mammals, ranging from Marsupials to Monkeys. The paper concludes with some general remarks, fuller deductions being reserved for a future occasion.

TYRRELL, J. B. Catalogue of the *Mammalia* of Canada, exclusive of the *Cetacea*. P. Canad. Inst. vii, pp. 66-91.

WEBER, M. Zoologische Ergebnisse einer Reise in Niederländisch Ost-Indien. Leyden: 1890, 8vo, illustrated.

Pp. 93-130 and pls. viii-xi are devoted to the *Mammalia*; the Rodents, Insectivores, and Bats being described by F. A. JENTINK, and the remaining forms by WEBER. The latter writer (pp. 107 & 108) considers that the Monkey named *Macacus ochreatus*, Ogilby, is merely a variety of *M. maurus*, Cuv., both varieties being found living together in Celebes, and the species being confined to that island. Jentink describes 1 new *Sciurus*, 1 *Mus*, 3 *Crocidura*, and 1 *Cerivoula*. [See *Sciurida*, *Murida*, *Soricida*, and *Vespertilionida*.]

WEITHOFER, K. A. [See *Proboscidea* and *Artiodactyla*.]

WHITE, T. [See *Canida*.]

WINDLE, B. C. A. [See *Canida*.]

WINCZA, H. [See *Artiodactyla*.]

WOLDRICH, J. N. Diluviale Europäisch-Nordasiatische Säugethierfauna, und ihre Beziehungen zum Menschen. Mém. Ac. Petersb. (7) xxxv, No. 10 (1887), pp. 4 & 162. [Omitted from Zool. Rec. xxiv.]

Gives a list of the known Pleistocene Mammals of Europe and Siberia, followed by a discussion as to the relation of Man to that epoch, and concluding by observations on its climate.

—. Ueber die Diluviale Fauna der Höhlen bei Beraun in Böhmen. Verh. geol. Reichsanst. 1890, pp. 290-292.

WOLLEMANN, A. Einige Wörter zur Entgegnung auf Nehring; "Ueber der Character der Quatärfauna von Thiede bei Braunschweig." Verh. Ver. Rheinl. (5) vi, pp. 1-16.

A further contribution to the dispute as to the nature of the climate indicated by the Pleistocene Mammalian fauna of Brunswick.

WOODHEAD, G. S. [See *Delphinidae*.]

WOODWARD, A. S. [See *Bovidae*.]

— & SHERBORN, C. D. A Catalogue of British Fossil *Vertebrata*.
London: 1890, 8vo, 396 pp.

Pp. 311-394 are devoted to Mammals.

WOODWARD, H. A Guide to the Exhibition Galleries of the Department
of Geology and Palæontology. Part I. Fossil Mammals and Birds.
London: 1890, 8vo, 96 pp., woodcuts.

WUNDERLICH, L. [See *Otariidae*.]

ZAROUDNOÏ, N. Recherches Zoologiques dans le Contrée Trans-Cas-
pienne. Bull. Mosc. 1890, pp. 288-315.

The Mammals recorded are: *Rhinolophus*, sp., *Felis tigris*, *F. caracal*,
F. manul, *Lutra vulgaris*, *Canis aureus*, *Spermophilus leptodactylus*, *Mus*
wagneri, *Cervus maral*, and *Sus scrofa*.

ZICHEN, T. Zur Vergleichenden Anatomie der Hirnwindungen mit
specieller Berücksichtigung der Gehirne von *Ursus maritimus* und
Trichechus rosmarus. Anat. Anz. v, pp. 692-709, woodcuts.

Observations on the homology and structure of the convolutions and
sulci of the brain, with especial reference to the two species mentioned.

ZSIGMONDY, O. [See *Hominidae*.]

II.—FAUNAS.

A.—RECENT.

Europe. See NEHRING, p. 11; LINK, p. 9 (Germany); MEYER & HELM,
p. 10 (Saxony); SCHULZE, p. 15 (Saxony); ZAROUDNOÏ, *suprà* (Russia).

Central Asia. See BÜCHNER, p. 31.

China. See BÜCHNER, p. 3.

Manchuria. See DATAN, p. 4.

Africa. See BOGAGE, p. 3 (West); THOMAS, p. 17 (East and Central).

Malayana. See JENTINK, p. 7; WEBER, p. 18.

Philippines. See NEHRING, p. 11; STEERE, p. 16.

N. AMERICA. See ALLEN, p. 2; COCKERELL, p. 4; HERRERA, p. 6;
MERRIAM, p. 9; STEPHENS, p. 16; THOMAS, p. 17; TYRRELL, p. 18.

W. Indies. See FEILDEN, p. 5.

B.—FOSSIL.

Europe. See NEWTON, p. 11 (England); DEPÈRET, p. 4 (France);
DONNEZAN, p. 4 (France); FILHOL, p. 5 (France); LEMOINE, p. 8
(France); ALMERA & BOFILL, p. 2 (Spain); RÜTIMAYER, p. 13 (Switzer-
land); CARAZZI, p. 3 (Italy); FORSYTH-MAJOR, p. 5 (Italy); ISSEL, p. 7

(Italy); HOFMANN, p. 7 (Styria); NEHRING, p. 11; SCHLOSSER, p. 14; WOLDRICH, p. 18; TOULA, p. 17 (Turkey).

North America. See SCOTT & OSBORN, p. 15.

South America. See AMEGHINO, p. 50; TROUËSSART, p. 17.

III.—SPECIAL STRUCTURES, DEVELOPMENT, &c.

ABNORMALITIES.

Foot.—See BOAS, *Artiodactyla*; PFITZNER, *Canidæ*.

Skull.—See FRIGERIA, *Hominidæ*.

Teeth.—See MIVART, *Canidæ*.

Circulatory System.—See HILL, *Leporida*; KULCZYCKI, *Equidæ*.

COLORATION.—See ALLEN, *Sciuridæ*; HAACKE, p. 6.

DENTITION.—See CALDERON, *Rodentia*; HEUDE, p. 6; MAKI, *Muridæ*; MIVART, *Canidæ*; SCHLOSSER, p. 15; THOMAS, p. 17; WINDLE & HUMPHREYS, *Canidæ*.

DEVELOPMENT & EMBRYOLOGY.—See BIANCHI, p. 3 (foetal membranes); BIEHRINGER, *Rodentia* (germinal membranes); DUVAL, p. 4, and *Rodentia* (placenta); HAMBURGER, p. 6 (kidney); HOCHSTETTER, *Rodentia* (arteries); HUBRECHT, *Soricidæ* (germinal layers); LECHIE, *Marsupialia*; MARTIN, *Felidæ* (retina); MINOT, *Rodentia* (placenta); NUSSBAUM, *Rodentia* (placenta); PALADINO, p. 12 (placenta, &c.); PATERSON, p. 12 (nerves); RETTERER, p. 13 (anal and urino-genital organs); SELENKA, *Primates*; STRAHL, p. 16, and *Tulpidæ* (placenta).

DIGESTIVE SYSTEM.—BOAS, *Artiodactyla* (stomach); MONTANA, p. 10 (glands); THOMPSON, *Marsupialia* (viscera); TOURNEUX, *Felidæ* (intestine), TUCKERMANN, p. 18 (gustatory organs); WOODHEAD & GRAY, *Cetacea* (stomach).

EYE.—See MARTIN, *Felidæ*; RYDER, *Soricidæ*.

LARYNX.—See THOMPSON, *Cetacea*.

MORPHOLOGY.—See BARDELEBEN, p. 2 (prepollex); BROOM, p. 3 (quadrate); CARLSSON, p. 4 (prepollex); EMERY, p. 5 (manus and pes); GADOW, p. 6; HOCHSTETTER, p. 7 (limbs); KOLLMAN, p. 8 (manus); LEUTHARDT, *Ungulata* (foot); MAGGI, p. 9 (cranial fontanelles); SCHLOSSER, p. 15 (limb-skeleton); TORNIER, p. 17 (ankle-joint).

MUSCLES.—See BARDELEBEN, p. 2; CARLSSON, p. 4; OUDEMANS, *Chiromyidæ*.

NERVES, BRAIN, &c.—See BEEVOR, *Hapalidæ* (brain); BEEVOR & HORSLEY, *Primates*; CIACCIO, p. 4; FUSARI & PANASCÈ, p. 5 (tongue); HONEGGER, p. 7 (fornix); LENHOSSÉK, p. 9; PATERSON, p. 12; SHERRINGTON, p. 16; SÍTZKA, *Pinnipedia* (brain); ZICHEN, p. 19 (cerebral convolutions).

OSTEOLOGY.—See BOAS, p. 42 (Artiodactyle foot); FICALBI, p. 5 (cranium); KÜKENTHAL, *Cetacea*; LEUTHARDT, *Ungulata* (foot);

MANIGAULT, *Chinchillidæ*; STERNBERG, p. 16 (cranium); WINCZA, *Artiodactyla* (clavicle); WINDLE & HUMPHREYS, *Canidæ*.

URINO-GENITAL ORGANS.—See HAMBURGER, p. 6 (kidney); MEEK, *Hystericidæ*; RETTERER, p. 13, and *Cetacea* (penis); ROBINSON, p. 13 (ovary).

VASCULAR SYSTEM & HEART.—HILL, *Leporidæ* (abnormal vein); HOCHSTETTER, *Rodentia* (development of artery); KULCZYCKI, *Equidæ* (abnormal artery); RÖSE, p. 13 (heart).

IV.—SPECIAL WORK.

(*Extinct genera and species are indicated by a †.*)

1.—PRIMATES.

ANTHROPOIDEA.

BEEVOR, C. E., & HORSLEY, V. An Experimental Investigation into the Arrangement of the Excitable Fibres of the Internarial Capsule of the Bonnet Monkey (*Macacus sinicus*). P. R. Soc. xlvii, pp. 21 & 22. [Abstract.]

MORSELLI, E. Sulla Fossetta Vermiana nei Primati. Atti Soc. Ligust. i, fasc. 2. [See *Monit. Zool. Ital.* i, pp. 142 & 143.]

Observations on the vermian fossa in the higher Apes; the fossa so-called being one in the middle line of the basioccipital, first described by Albrecht.

RISTORI, G. Le Scimmie Fossili Italiane. *Boll. Com. Geol.* (3) i, pp. 178-199 & 226-237, pls. vii & viii.

The first part describes and figures a number of remains of *Oreopithecus* from the Middle Miocene of Monte Bamboli. In discussing the affinities of the genus it is shown that while presenting a number of features, such as the length of the dental series, and the form and elongation of the last molar, especially the lower one, with the *Cercopithecidæ*, as represented by *Cynocephalus* and *Semnopithecus*; yet there are many points of affinity with the *Simiide*. Some of the best marked of the latter points are the shortness of the face and rounding of the chin, the diagonal arrangement and tendency to separation of the tubercles of the molars, and the approximation in the shape of the premolars to the molars. It is concluded that the genus should probably be regarded as representing an ancestral type of the *Simiide*. The second part of the paper treats of *Semnopithecus monspessulanus*; while the third part is devoted to *Macacus (Inuus) florentinus*. This species was originally described as the type of the genus *Aulaxinus*; the later *Macacus ausonianus*, F. Major, being a synonym.

SELENKA, E. Zur Entwicklung der Affen. SB. Ak. Berlin, 1890, pp. 1257-1262.

A preliminary notice of the author's researches on the development of several species of Apes.

a. HOMINIDÆ.

L. FRIGERIO, Rend. Ist. Lombardo (2) xxiii, p. 609, describes and figures a human skull having a triple mastoid process.

ZSIGMONDY, O. Ueber die Veränderungen des Zahnbogens bei der Zweiten Dentition. Arch. Anat. Phys. 1890, pp. 367-390, pls. xxi & xxii.

Illustrates the change in form of the human jaw, with the development of the permanent dentition

b. SIMIIDÆ.

GAUDRY, A. Le Dryopithèque. Mém. Soc. géol.—Pal. vol. i, art. 1, 11 pp., 1 pl. Also C.R. cx, pp. 373-376.

Describes and figures a nearly complete mandible of *Dryopithecus fontani*, which shows that this Anthropoid is the most generalized type yet known, instead of being, as was previously supposed, the most specialized. Figures of the mandibles of the Gorilla, Chimpanzee, and Man are given for comparison.

c. CERCOPITHECIDÆ.

OUDEMANS, A. C. Ueber zwei seltene und eine neue Art Affen des Zoologischen Gartens in Haag, Holland. Zool. Gart. xxxi, pp. 266-269.

Notices *Macacus nemestrinus*, var. *leoninus*, *Cercopithecus erythrarchus*, and a new species of the latter genus (*infra*).

REUVENS, C. L. On *Cercopithecus talapoin*, Erxleben. Notes Leyd. Mus. xii, pp. 41-46, pl. ii.

Shows that the generic separation of this species as *Miopithecus* is not warranted. Figures skull and dentition.

Cercopithecus aterrimus, n. sp., A. C. OUDEMANS, t. c. 267 & 268, Stanley Falls.

Cercopithecus wolffi, n. sp., A. B. MEYER, Notes Leyd. Mus. xiii, pp. 63 & 64, Central W. Africa.

Macacus ochreatus is identified by WEBER (*suprà*, p. 18) with *M. maurus*.

Colobus ferrugineus figured by P. L. SCLATER, P. Z. S. 1890, pl. xlviii.

†*Dolichopithecus rusciniensis* described and figured by C. DEPÉRET, *suprà*, p. 4.

d. HAPALIDÆ.

BEEVOR, C. E. On the Course of the Fibres of the Cingulum and the Posterior Parts of the Corpus Callosum and of the Fornix in the Marmoset Monkey [*Hapale*]. P. R. Soc. xlviii, pp. 271-273. [Abstract.]

LEMUROIDEA.

e. LEMURIDÆ.

For illustrations of the Madagascar forms, see GRANDIDIER, *suprà*, p. 16.
 †*Microcherus* transferred by SCHLOSSER, *t. c.* (*suprà*, p. 14), pp. 65 & 66, to this group.

†*Necrolemur parvulus*, n. sp., H. FILHOL, Bull. Soc. Philom. (8) ii, pp. 39 & 40, woodcut, Quercy Phosphorites.

f. CHIROMYIDÆ.

OUDEMANS, J. F. Beiträge zur Kenntniss der *Chiromys madagascariensis*. Verh. Ak. Amst. xxvii, art. 2, pp. 1-3, pls. i-iii.

A description of the myology, neurology, &c, of *Chiromys*.

g. HYOPSODONTIDÆ.

†*Cryptopithecus siderolithicus*, n. g. & sp., M. SCHLOSSER, *t. c.* (*suprà*, p. 14), p. 451, pl. iv, figs. 55, 60, 62, Bohnerz, Frohnstetten.

2. CHIROPTERA.

ALLEN, J. A. Notes on a Small Collection of West Indian Bats, with description of an apparently New Species. Bull. Am. Mus. Nat. Hist. iii, pp. 169-173.

Eight species are noticed, of which one *Artibeus* is new [see *Phyllostomatidæ*].

BALLOWITZ, E. Ueber das Vorkommen des *Miniopterus schreibersii*, Natterer, in Deutschland, nebst einigen Bemerkungen ueber die Fortpflanzung Deutscher Chiropteren. Zool. Anz. xiii, pp. 531-536.

HERRERA, A. L. Nota adicional á los Queirópteros de México. Nat. Mex. i, pp. 298 & 299.

Gives the characters of 7 genera of *Phyllostomatidæ*.

SIEPI, P. Liste des Chiroptères observés dans les Départements des Bouches-du-Rhone et du Var. C.R. Congrès Internat. Zool. 1889, pp. 52-58.

I. MEGACHIROPTERA.

a. PTEROPODIDÆ.

ALLEN, H. On the Distribution of the Colour-Marks in the *Pteropodula*.
P. Ac. Philad. 1890, pp. 12-30.

A detailed comparison of the coloration of the various species.

Pteropus lanigera, n. sp., H. ALLEN, P. Am. Phil. Soc. xxviii, pp. 70-72,
Samoa Is.

II. MICROCHIROPTERA.

b. VESPERTILIONIDÆ.

Vesperugo vordermanni, n. sp., F. A. JENTINK, Notes Leyd. Mus. xii,
pp. 152-154, Billiton (off Borneo).

Atalapha semota, n. sp., F. W. TRUE, by H. ALLEN, P. U. S. Nat. Mus.
xiii, pp. 173-175, Sandwich Is.

Vespertilio melanorhinus, n. sp., C. H. MERRIAM, *t. c.* (*suprà*, p. 9),
No. 3, pp. 46 & 47, San Francisco.

Vespertilio velifer, n. sp., J. A. ALLEN, Bull. Am. Mus. Nat. Hist. iii,
pp. 177 & 178, Mexico.

Vespertilio neglectus, n. sp., V. FATIO, Arch. Sci. Nat. xxiv, pp. 509-512,
Switzerland.

Cerivoula weberi, n. sp., F. A. JENTINK, in Weber's Zool. Ergeb.
(*suprà*, p. 18), pp. 129 & 130, pl. xi, Celebes.

c. EMBALLONURIDÆ.

Nyctinomus europs, n. sp., H. ALLEN, P. U. S. Nat. Mus. xii, pp. 635-
638, Brazil.

Nyctinomus orthotis, n. sp., ALLEN, *t. c.* pp. 638-640, Jamaica.

Molossus californicus, n. sp., C. H. MERRIAM, *t. c.* (*suprà*, p. 10),
No. 4, pp. 31 & 32, California.

d. PHYLLOSTOMATIDÆ.

Curollia castanea, n. sp., H. ALLEN, P. Am. Phil. Soc. xxviii, pp. 19-26,
Costa Rica. This paper also has remarks on *C. brevicauda* and other
genera of the family.

Macrotus bulleri, n. sp., H. ALLEN, *t. c.* pp. 72-74, Mexico.

Artibeus coryi, n. sp., J. A. ALLEN, Bull. Am. Mus. Nat. Hist. iii, p. 173,
W. Indies.

3. INSECTIVORA.

DOBSON, G. E. Monograph of the *Insectivora*. Pt. III, fasc. 1. London :
4to, pls. xxiii-xxviii.

This fasciculus contains only plates and their description.

a. TUPAIIDÆ.

Tupaia dorsalis, see JENTINK, *suprà*, p. 7.

The name *Galerix* is substituted by FILHOL, *suprà*, p. 5, for *Parasorex*.

b. MACROSCELIDIDÆ.

It is shown by O. THOMAS (*suprà*, p. 17) that there are four premolars and two molars in the genera of this family ; two species of *Macrosclides* having, however, a minute third lower molar.

c. SORICIDÆ.

DOBSON, G. E. A Synopsis of the Genera of the Family *Soricidae*. P. Z. S. 1890, pp. 49-51.

In the dentition, the canine tooth is reckoned as the first premolar. The following genera are recognized and defined, viz. :—*Sorex*, *Soriculus*, *Blarina*, *Notiosorex*, *Crossopus*, *Myosorex*, *Crocidura*, *Diplomesodon*, *Anurosorex*, *Chimarrogale*, and *Nectogale*.

HUBRECHT, A. A. W. Studies in Mammalian Embryology, II. The Development of the Germinal Layers in *Sorex vulgaris*. Q. J. Micr. Sci. (2) xxxi, pp. 499-562, pls. xxxvi-xlii.

An elaborately detailed memoir, with critical and full biographical notices.

RYDER, A. J. The Eye, Ocular Muscles, and Lachrymal Glands of the Shrew-mole (*Blarina talpoides*, Gray). P. Am. Phil. Soc. xxviii, pp. 16-18.

Among other points, the writer directs particular attention to the slight attachment of the eye-ball, the ocular muscles apparently having no connection with the cranium.

Sorex unguiculatus, n. sp., G. E. DOBSON, Ann. N. H. (6) v, pp. 155 & 156, woodcut, Saghalien Is., and mouth of Amur River.

Sorex monticolus, n. sp., C. H. MERRIAM, t. c. (*suprà*, p. 9), No. 3, pp. 43 & 44, woodcut of dentition, San Francisco.

Crocidura lasiura, n. sp., G. E. DOBSON, Ann. N. H. (6) v, pp. 31-33, woodcut, Amur region.

Crocidura nana, n. sp., DOBSON, t. c. p. 225, Somali-land.

Crocidura strauchii, n. sp., DOBSON, t. c. pp. 225 & 226, Sudan.

Crocidura macrodon, n. sp., DOBSON, t. c. pp. 226 & 227, Africa.

Crocidura grayi, n. sp., DOBSON, *op. cit.* vi, pp. 494 & 495, Phillipines.

Crocidura petersi, n. sp., DOBSON, t. c. pp. 495 & 496, W. Africa.

Crocidura martensi, n. sp., DOBSON, t. c. p. 496, Cape of Good Hope.

Crocidura pilosa, n. sp., DOBSON, t. c. pp. 496 & 497, Transvaal.

Crocidura weberi, n. sp., F. A. JENTINK, in Weber's Zool. Ergeb. (*suprà*, p. 18), pp. 123 & 124, Sumatra.

Crocidura orientalis, n. sp., JENTINK, t. c. p. 124, Java.

Crocidura brevicaudata, n. sp., JENTINK, *t. c.* pp. 124 & 125, Java.

† *Necrosorex quercyi*, n. g. & sp., H. FILHOL, Bull. Soc. Philom. (8) ii, pp. 174 & 175, Quercy Phosphorites.

d. TALPIDÆ.

STRAHL, H. Ueber den Bau der Placenta von *Talpa europæa*, und ueber Placentardrüsen. Anat. Anz. v, pp. 362-365.

√ † *Myxomygale antiqua*, n. g. & sp., H. FILHOL, Bull. Soc. Philom. (8) ii, pp. 176 & 177, Quercy Phosphorites.

† *My[o]gale antiqua*, n. sp., FILHOL, Bibl. haut. études, xxxvi, 1, p. 26, Miocene, Sansan.

† *Talpa primæva*, n. sp., FILHOL, *t. c.* p. 35, *ibid.*

4. CARNIVORA.

For the European Tertiary *Viverridæ*, *Hyænidæ*, and *Felidæ*, see SCHLOSSER, *suprà*, p. 14. For placentation, see STRAHL, *suprà*, p. 16.

BRÉZOL, H. Les Carnivores Américaines. Bull. Soc. Acclim. xxxvii, pp. 49-55.

A brief semi-popular account of the American Carnivores.

I. CARNIVORA VERA.

GREVÉ, C. Die Geographische Verbreitung der Hyænidien und Caniden. Zool. Jahrb.-Abth. f. Syst. v, pp. 400-424, pls. xxxi-xxxiv.

A detailed description of the distribution of the existing species of *Canidæ* and *Hyænidæ*, with explanatory maps.

SCHACHT, H. Die Raubsäugetiere des Teutoburger Waldes. Zool. Gart. xxxi, pp. 166-171, 242-245, 304-309, & 357-363.

A continuation of previous papers. Treats of *Mustela martes*, *M. foina*, *M. putorius*, and *M. erminea*.

a. FELIDÆ.

FABRINI, E. I *Machairodus* (*Meganthereon*) del Valdarno Superiore. Boll. Com. Geol. (3) i, pp. 121-144 & 161-176, pls. iv-vi.

In this memoir on the remains of *Machairodus* from the Val d'Arno, the author shows that two forms have been included under the name of *M. cultridens*. In that species the upper canine is long and narrow, with smooth fore-and-aft edges; the smaller skulls described as *M. meganthereon* would appear to be the female of this species. In another type, for which the name *M. crenatidens* is proposed, the upper canine is strongly serrated on both edges, and is comparatively short and broad; the lateral surface of the mandible against which this tooth is applied

being likewise very broad. The mandible from the Forest-bed, described by Backhouse, is referred to this species. A third type—*M. nestianus*—is distinguished by having only the posterior border of the upper canine serrated, and also by the long diastema between the third and fourth lower premolars. In the event of this species being regarded as generically distinct, the name *Homotherium* is suggested.

HELDERMAN, W. D. De Tijger en het Bijgeloof. Tijdschr. Ind. Volkenkund, xxxiv, pp. 170–175.

MARTIN, P. Zur Entwicklung der Retina bei der Katze. Anat. Anz. v, pp. 551–556.

TOURNEUX, F. Note sur l'Intestin Caudal chez l'Embryon de Chat. C.R. Soc. Biol. (9) ii, pp. 97–100.

†*Felis* (?) *maxima*, n. sp., W. B. SCOTT, Bull. Mus. C. Z. xx, p. 79, fig. 4, Loup-Fork Beds, Kansas.

Lynx baileyi, n. sp., C. H. MERRIAM, *t. c.* (*suprà*, p. 9), No. 3, pp. 79 & 80, pl. xi, Arizona.

†*Machærodus crenatidens*, n. sp., E. FABRINI, *t. c.* p. 161, Pliocene, Italy.

†*Machærodus nestianus*, n. sp., E. FABRINI, *t. c.* p. 172, *ibid.*

b. HYÆNIDÆ.

For distribution, see C. GREVÉ, *suprà*, p. 26. EMIN PASHA, P. Z. S. 1890, pp. 647 & 648, mentions the occurrence of a Hyæna allied to or identical with *H. striata* in the neighbourhood of Tabora, E. Africa.

LYDEKKER, R. On the Occurrence of the Striped Hyæna in the Tertiary of the Val d'Arno. Q. J. Geol. Soc. xlii, pp. 62–65, woodcut.

Describes and figures part of a left maxilla, with the carnassial and portions of the adjacent teeth, from the deposits mentioned.

c. VIVERRIDÆ.

†*Viverra schlosseri*, n. sp., H. FILHOL, Bull. Soc. Philom. (8) ii, pp. 139–142, woodcuts, Quercy Phosphorites.

†*Viverra* (?) *simplicidens*, n. sp., M. SCHLOSSER, *t. c.* (*suprà*, p. 14), pp. 391–393, pl. ix, fig. 10, Quercy Phosphorites.

†*Viverra macrorhyncha*, n. sp., H. FILHOL, Bibl. haut. études, xxxvi, 1, p. 123, Mid. Miocene, Sansan.

Herpestes angolensis, n. sp., J. V. B. DU BOCAGE, J. Sci. Lisb. (2) ii, pp. 31 & 32, Angola.

d. CANIDÆ.

For distribution, see C. GREVÉ, *suprà*, p. 26.

BARTLETT, A. D. Observations on Wolves, Jackals, Dogs, and Foxes. P. Z. S. 1890, pp. 46–48.

MIVART, ST. GEORGE. Dogs, Jackals, Wolves, and Foxes: a Monograph of the *Canidae*. London: 4to, pp. xxv & 216, illustrated.

A handsome work, illustrated with coloured plates of all the existing species, and woodcuts of skulls, teeth, &c. 35 species are recognized (*Canis anthus* being provisionally separated from *C. aureus*), of which 30 are referred to *Canis*, 2 to *Cyon*, and 1 each to *Icticyon*, *Lycaon*, and *Otocyon*.

— Notes on Canine Dental Abnormalities. P. Z. S. 1890, pp. 376-378, woodcut.

— Notes on the Genus *Cyon*. T. c. pp. 88-92.

The author concludes that there are but two species—*C. javanicus* and *C. alpinus*—their distinctive characters and numerous osteological measurements being given.

— On the South American *Canidae*. T. c. pp. 98-113, woodcuts.

The author calls attention to the difficulties in the way of the correct discrimination of these animals, and to what appear to him to be the unsatisfactory character of some of Burmeister's determinations and descriptions. Forms to which the names *Canis fulvipes*, *griseus*, *patagonicus*, *entrianus*, *gracilis*, *vetulus*, and *fulvicaudus* had been assigned are declared to be quite insufficiently discriminated from *C. azaræ*. On the other hand, two very marked species, or possibly varieties, are noted and distinguished under the appellations *C. parvidens* and *C. urostictus*, the type of each of which was in the British Museum, both the skin, and the skull extracted from it, in each case.

NEHRING, A. Ueber *Cyon alpinus fossilis*, Nehring, nebst Bemerkungen über einige fossile Caniden. JB. Mineral. 1890, ii, pp. 34-52, pl. ii.

Describes and figures part of a mandible from the Pleistocene of Heppenloch, Würtemberg, which is referred to a variety of this existing species. A recent ramus is figured, in which the first premolar is absent. It is considered that *Lycorus nemestrianus*, Bourguignat, is founded upon a mandible of *Canis lupus* in which the first premolar is wanting; and that *Cyon edwardsianus*, of the same author, is based on a lower jaw of *Canis pallipes* in which the third molar is wanting. A preliminary notice of the substance of the paper is given in SB. nat. Fr. 1890, pp. 19-21.

O'REILLY, J. P. Notes on the History of the Irish Wolf-Dog. P. R. Irish Ac. (3) i, pp. 333-339.

WHITE, T. On the Wild Dogs of New Zealand. Tr. N. Z. Inst. xxii, pp. 327-330.

The author considers that the feral Maori Dogs indicate a peculiar breed quite distinct from any European one.

WINDLE, B. C. A., & HUMPHREYS, J. On some Cranial and Dental Characters of the Domestic Dog. P. Z. S. 1890, pp. 5-29.

An elaborate series of measurements of the skulls and teeth is given in various breeds of Dogs, and the authors attempt a classification based on

the relative width of the skull. Observations are recorded on the torsion of the upper premolars in the short-skulled species, and instances noticed of the presence of supernumerary upper molars.

Canis familiaris: PFITZNER, Tag. Deut. Nat. Vers. for 1889 (1890), notices a skeleton with abnormal foot structure.

Canis lupus: E. OLIVIER, Rev. Sci. Bourb. iii, pp. 20 & 21, has notes on its melanism.

Canis parvidens, n. sp. (or var.), ST. G. MIVART, P. Z. S. 1890, p. 108, figs. 3 & 4, Brazil.

Canis urostictus, n. sp. (or var.), MIVART, *t. c.* p. 112, figs. 5 & 6, *ibid.*

Canis dingo: L. LÉSEBLE, Bull. Soc. Acclim. xxxvii, pp. 681-684, has notes on living specimens at Paris.

†*Vulpes donezani*, n. sp., C. DEPÉRET, *t. c.* (*suprà*, p. 4), p. 28, Pliocene, France.

†*Amphicyon intermedius*, see HOFMANN, *suprà*, p. 7.

†*Ælurodon compressus*, n. sp., E. D. COPE, Am. Nat. xxiv, pp. 1067 & 1068, Loup-Fork Miocene, Nebraska.

‡†*Prohyæna*, n. g., M. SCHLOSSER, *t. c.* (*suprà*, p. 14), p. 25; type, *Ælurodon wheelerianus*, Cope. Referred by its founder to *Hyænida*. Considered by SCOTT (*suprà*, p. 15) as inseparable from *Ælurodon*; the author being, however, misled into considering that it was *Æ. sevus* that Schlosser proposed to separate, and misquoting *Prohyæna* as *Palhyæna*.

e. URSIDÆ.

Ursus tibetanus recorded by A. DATAN (*suprà*, p. 4) from Manchuria.

f. MUSTELIDÆ.

LYDEKKER, R. On a New Species of Otter from the Lower Pliocene of Eppelsheim. P. Z. S. 1890, pp. 3-5, woodcut.

†*Lutra hessica*, n. sp., LYDEKKER, *l. c.*

†*Lutra reevei*, n. sp., E. T. NEWTON, Q. J. Geol. Soc. xlvi, p. 446, pl. xviii, fig. 2, Norwich Crag.

Conepatus humboldti, figured by MILNE-EDWARDS, *vide suprà*, p. 10.

Mephitis estor, n. sp., C. H. MERRIAM, *t. c.* (*suprà*, p. 9), No. 3, pp. 81 & 82, pl. x, Arizona.

Spilogale gracilis, n. sp., MERRIAM, *t. c.* pp. 83 & 84, Arizona.

Spilogale ringens, n. sp., MERRIAM, *op. cit.* No. 4 (p. 10), pp. 9 & 10, United States.

Spilogale indiana, n. sp., MERRIAM, *t. c.* p. 10, Texas.

Spilogale lucasana, n. sp., MERRIAM, *t. c.* p. 11, California.

Spilogale leucoparia, n. sp., MERRIAM, *t. c.* pp. 11 & 12, pl. i, figs. 4-6, Texas.

Spilogale saxatilis, n. sp., MERRIAM, *t. c.* p. 13, Utah.

Spilogale phenax, n. sp., MERRIAM, *t. c.* pp. 13 & 14, pl. i, figs. 1-3, California.

- Spilogale phenax*, n. var. *latifrons*, MERRIAM, *t. c.* p. 15, Oregon.
Mustela caurina, n. sp., MERRIAM, *t. c.* (*suprà*, p. 10), No. 4, pp. 26-29, California.
 †*Mustela leptorhyncha*, n. sp., FILHOL, *Bibl. haut. études*, xxxvi, 1, p. 105, *ibid.*
 ††*Protoputorius sansaniensis*, n. g. & sp., FILHOL, *t. c.* p. 112, *ibid.*
Gulo luscus: L. BELDING, *Zoe*, i, pp. 303 & 304, refers to its apparent occurrence in Canada.
 †*Stenogale robusta*, n. sp., E. D. COPE, *Am. Nat.* xxiv, pp. 950 & 951, Loup-Fork Miocene, Nebraska.
 ††*Brachypsalis pachycephalus*, n. g. & sp., COPE, *t. c.* pp. 251 & 252, *ibid.*
 †*Trochictis gaudryi*, n. sp., FILHOL, *t. c.* p. 91, Miocene, Sansan.

g. PROCYONIDÆ.

- †*Ælurus anglicus*: an upper molar from the Red Crag, described and figured by E. T. NEWTON, *Q. J. Geol. Soc.* xlvi, pp. 451 & 452, pl. xviii, fig. 9.

II. PINNIPEDIA.

- GILPIN, J. B. On the Seals of Nova Scotia. *P. N.-Scot. Inst.* iii, pp. 377-384.
 Popular notes on this subject.
 SPITZKA, E. C. Zur Monographie Dr. Theodor's ueber das Seehundsgehirn. *Anat. Anz.* v, pp. 173-176; and Remarks on the Brain of the Seals: *Am. Nat.* xxiv, pp. 115-122.
 Criticizes and condemns the views of Theodor [*Zool Rec.* xxv, *Mamm.* p. 28], and concludes that the brain of the *Pinnipedia* is essentially of the typical carnivorous type; all its differences being due to the preponderance of some parts, and the atrophy of others.

h. OTARIIDÆ.

- BEDDARD, F. E. On the Structure of Hooker's Sea Lion (*Arctocephalus hookeri*). *Tr. Z. S.* xii, pp. 369-380, pls. lxiv & lxv, woodcuts.
 Describes, with figures, the external characters, splachnology, and osteology of this Seal. Concludes that if the genus *Otaria* be divided at all, there will be two genera—*Otaria*, containing only *O. jubata* (with its numerous synonyms), and *Arctocephalus*, with all the remaining members of the family. The diagnostic characters of the two genera are given on p. 379 of the memoir.
 *DUNN, —. Investigation of the Fur Seal and other Fisheries of Alaska. Report from the Committee on Merchant Marine and Fisheries of the House of Representatives. Washington: 1889, 8vo, illustrations.
 In addition to a description of the seal-fishery, there is a large amount of information on the history and habits of *Otaria* (*Callorhinus*) *ursina*.

WUNDERLICH, L. Die Seelöwen im zoologischen Garten zu Köln. Zool. Gart. xxxi, pp. 1-6, 33-39, & 129-134.

Notes on the Eared Seals in the Cologne Zoological Gardens.

i. PHOCIDÆ.

Phoca grænlandica: a mandibular ramus from a cave near Périgeux, described by A. GAUDRY, C.R. cxi, pp. 351-353.

Phoca vitulina: K. MÖBIUS, SB. nat. Fr. 1890, pp. 94 & 95, has notes on its breeding on the coast of Schleswig-Holstein.

†*Phoca moori*, n. sp., E. T. NEWTON, Q. J. Geol. Soc. xlvi, pp. 446 & 447, pl. xviii, fig. 3, Red Crag.

III. CREODONTA.

FILHOL, H. Étude du Skeleton du *Cynohyænodon*. Centenaire Mem. Soc. Philom. 1888, pp. 179-192, pls. xvii & xviii. [Omitted from Zool. Rec. xxv.]

A description of the skull and limb-bones of the genus mentioned, with figures.

j. HYÆNODONTIDÆ.

†*Hyænodon indicus*: it is shown by R. LYDEKKER, Geol. Mag. (3) vii, pp. 402 & 403, that certain teeth provisionally referred to this species are imperfect upper carnassials of *Amphicyon*.

5. RODENTIA.

BÜCHNER, E. Wissenschaftliche Resultate der von N. M. Przewalski nach Central-Asien unternommenen Reisen. Zoologischer Theil I. Säugethiere, pt. iv, pp. 137-184, pls. xvi-xx. [See Zool. Rec. xxvi, Mamm. p. 30.]

This part includes Rodents belonging to the families *Muridæ*, *Dipodidæ*, and *Lagomyidæ*. The species described are *Siphneus fontanieri* (pl. xv, figs. 12 & 13), *Dipus sagitta*, *Alactaga saliens*, *A. annulata*, *Lagomys roylei* (pl. xxiii, figs. 1 & 2), *L. rutilus* (pl. xx), *L. erythotis*, n. sp. (pls. xxi & xxiv, figs. 1-6), *L. dauricus* (pl. xxii, fig. 1, xxv, figs. 1-5), and *L. melanostomus*, n. sp. (pl. xxii, figs. 2 & 3). [See *Lagomyidæ*.]

BIHRINGER, J. Ueber die Umkehrung der Keimblätter bei den Nagetieren. Biol. Centralbl. x, pp. 403-414.

Observations on the germinal membranes of Rodents in general, and more especially in *Arvicola*, *Mus*, and *Cavia*.

CALDERON, S. Consideraciones sobre la Denticion de los Roedores. Ann. Soc. Esp. xix, pp. 279-297.

After discussing the peculiarities of the Rodent dentition, the author

compares it with that of other Mammals with a diprotodont dentition. Concludes by discussing the probable mode of origin of this type of dentition.

DUVAL, M. Le Placenta des Rongeurs. *J. de l'Anat. Phys.* xxvi, pp. 1-48, pls. i & ii, and pp. 273-344 & 521-592, woodcuts.

A continuation of the memoir quoted in *Zool. Rec.* xxvi, *Mamm.* p. 28 ; the present part describing the placentation of the Rabbit, and concluding with an account of the inversion of the blastodermic membranes.

FLEISCHMANN, A. Die Stammesverwandschaft der Nager (*Rodentia*) mit der Beutelhieren (*Marsupialia*). *SB. Ak. Berlin*, 1890, pp. 299-305. [Translated in *Ann. N. H.* (6) vi, pp. 289-291 (On the Relationship of the *Rodentia* to the *Marsupialia*).]

The author considers that Rodents may be directly derivable from Marsupials, urging that we may recognize, step by step, in the existing forms, the stages which render the transmission of long-inherited structures intelligible. It is added that in the author's opinion there is also an intimate relationship between the *Insectivora* and Bats on the one hand, and the Polyprotodont Marsupials on the other.

HOCHSTETTER, F. Ueber die Entwicklung der *A. [rteria] vertebralis*, beim Kaninchen, nebst Bemerkungen ueber die Entstehung der *Ansa vieussenii*. *Morph. JB.* xvi, pp. 572-586, pl. xxi.

LATASTE, F. Recherches de Zooéthique sur les Mammifères de l'Ordre des Rongeurs. Bordeaux : 1889, 8vo, 676 pp., 6 pls.

A reprint of the author's papers, published in the *Act. Soc. L. Bord.*, on the habits and physiology of various Rodents.

MAGGI, L. Intorno al Canale Cranio Faringeo in alcuni Rosicanti. *Rend. Ist. Lombardo* (2) xxiii, p. 719, *et seq.*, and pl. [Summarised in *Boll. scient.* xii, pp. 149 & 150.]

Observations on certain cranial canals in the Hare, Rabbit, and Guinea Pig.

MEARNS, E. A. Description of supposed New Species and Subspecies of Mammals from Arizona. *Bull. Am. Mus. Nat. Hist.* ii, pp. 277-307.

The new species are all Rodents, and comprise 1 *Arvicola*, 2 *Dipodomys*, 1 *Cynomys*, and 2 *Lepus*; and the new varieties—1 *Sciurus*, 1 *Fiber*, 2 *Hesperomys*, and 1 *Sigmodon*. [See *Sciurida*, *Murida*, and *Geomysida*.]

MINOT, C. S. Die Placenta des Kaninchens. *Biol. Centralbl.* x, pp. 114-122.

A summary of previous work on the placentation of the Rabbit, with a full account of the author's own researches on the subject.

NUSSBAUM, J. Zur Entwicklungsgeschichte der Placenta bei der Maus (weisse Varietät). *Anat. Anz.* v, pp. 233-236.

a. SCIURIDÆ.

ALLEN, J. A. A Review of some of the North American Ground-Squirrels of the genus *Tamias*. Bull. Am. Mus. Nat. Hist. iii, pp. 45-116.

This paper is restricted to the forms included in the author's previous works under *Tamias asiaticus*, and the one described by Merriam as *T. macrorhabdotes*. Nine of these forms have previously received separate varietal names; the species *minimus*, *quadrinaculatus*, and *macrorhabdotes* bringing up the named forms to eleven in number. The author now proposes to rank these under twenty-four distinct names, to sixteen of which are assigned specific rank. The following new specific names are given, viz., *umbrinus* (p. 96), *obscurus* (p. 70), *cinereicollis* (p. 94), *speciosus* (p. 86), *frater* (p. 88), *amœnus* (p. 90), and *senex* (p. 83); the five following varietal names are raised to specific rank, viz., *quadrivittatus* (p. 97), *bulleri* (p. 92), *dorsalis* (p. 68), *merriami* (p. 84), and *townsendi* (p. 72); while the new varietal names proposed are *quadrivittatus neglectus* (p. 106), *qu. affinis* (p. 103), *qu. luteiventris* (p. 101), *qu. gracilis* (p. 99), *minimus consobrinus* (p. 112), and *m. pictus* (p. 115). The typical *T. asiaticus* is regarded as exclusively Euro-Asiatic.

— On Seasonal Variations in Colour in *Sciurus hudsonianus*. Bull. Am. Mus. Nat. Hist. iii, pp. 41-44.

Shows that the black lateral line is a feature of the summer pelage, and that the seasonal change of coloration is due to a shedding of the hairs.

MEYER, A. B. Description of a new Squirrel from the Philippine Islands. P. Z. S. 1890, pp. 599-601.

Eupetaurus cinereus: F. A. JENTINK, Notes Leyd. Mus. xii, pp. 143 & 144, pl. vii, figs. 1 & 2, records a specimen in the Leyden Museum, said to be from Tibet, with figures of the dentition.

Sciuropterus platyurus, n. sp., JENTINK, *t. c.* pp. 145-148, pl. vii, figs. 3-10, Sumatra.

Sciuropterus vordermanni, n. sp., JENTINK, *t. c.* pp. 150 & 151, pl. vii, fig. 15, Billiton (off Borneo).

Sciurus cagsi, n. sp., A. B. MEYER, *l. c.*, Philippines.

Sciurus everetti, n. sp., O. THOMAS, Ann. N. H. (6) vi, pp. 171 & 172, Borneo.

Sciurus weberi, n. sp., F. A. JENTINK, in Weber's Zool. Ergeb. (*suprà*, p. 18), p. 115, pls. viii & x, figs. 1-3, Celebes.

Sciurus hudsonius, n. var. *mogolloneusis*, E. A. MEARN, Bull. Am. Mus. Nat. Hist. ii, pp. 277-280, Arizona.

Sciurus niger, n. var. *melanonotus*, O. THOMAS, P. Z. S. 1890, pp. 73 & 74, pl. vi, Vera Cruz, Mexico.

Sciurus bayonii, n. sp., J. V. B. DU BOGAGE, J. Sci. Lisb. (2) ii, p. 3, Angola.

Sciurus mindanensis, n. sp., J. B. STEERE, *t. c.* (*suprà*, p. 16), p. 29, Philippines.

Sciurus samarensis, n. sp., STEERE, *t. c.* p. 30, *ibid.*

Sciurus pyrrhopus, n. var. *anerythrus*, O. THOMAS, P. Z. S. 1890, pp. 447 & 448, pl. xl, S. of Lake Albert Nyanza.

Sciurus hudsonius, n. varr. *vancouverensis* and *californicus*, J. A. ALLEN, Bull. Am. Mus. Nat. Hist. iii, p. 165, Vancouver I. and California.

Sciurus cervicalis, n. sp., ALLEN, *t. c.* pp. 183 & 185, Mexico.

Tamias umbrinus, *T. obscurus*, *T. cinereicollis*, *T. speciosus*, *T. frater*, *T. amœnus*, *T. senex*, n. spp., J. A. ALLEN, *t. c.* (*suprà*, p. 33), North America; *T. quadrivittatus*, *T. bulleri*, *T. dorsalis*, *T. merriami*, *T. townsendi*, previously described as varieties, are raised by ALLEN, *l. c.*, to the rank of species. *T. quadrivittatus neglectus*, *T. qu. affinis*, *T. qu. luteiventris*, *T. qu. gracilis*, *T. minimus consobrinus*, *T. m. pictus*, n. varr., J. A. ALLEN, *l. c.*

Tamias leucurus, n. var. *cinnamoneus*, C. H. MERRIAM, *t. c.* (*suprà*, p. 9), No. 3, pp. 51-53, San Francisco.

Tamias castanurus, n. sp., *T. chrysodirus*, n. sp., *T. cinerascens*, n. sp., *T. interpres*, n. sp., *T. minimus*, n. var. *melanurus*, MERRIAM, *op. cit.* No. 4, (p. 10), pp. 17-22, United States.

Tamias mccllellandi = *Sciurus mccllellandi*, Horsf.; see E. BÜCHNER, *Mél. biol.* xiii, p. 155.

Spermophilus rufescens, recorded from the Pleistocene of Bohemia, by A. NEHRING, *SB. nat. Fr.* 1890, pp. 21-23.

Spermophilus cryptospilotus, n. sp., C. H. MERRIAM, *t. c.* (*suprà*, p. 9), No. 3, pp. 57 & 58, pl. ix, figs. 1-3, Arizona.

Spermophilus pratensis, n. varr. *pratensis* and *obsidianus*, MERRIAM, *t. c.* pp. 55-57, Arizona.

Spermophilus canescens, n. sp., MERRIAM, *op. cit.* No. 4, p. 38, Arizona.

Spermophilus spilosoma, n. varr. *macrospilotus* and *major*, MERRIAM, *t. c.* pp. 38 & 39, Arizona and New Mexico.

Spermophilus beldengi: notes on, by B. LANGKÄVEL, *Zool. Gart.* xxxi, pp. 176-178.

†*Arctomys primigenia*, recorded by J. N. WOLDRICK, *Verh. Geol. Reichsanst.* 1890, p. 299, from Bohemia.

Arctomys bobac, recorded from the Pleistocene of Bohemia, by A. NEHRING, *SB. nat. Fr.* 1890, pp. 21-23.

Cynomys leucurus, n. sp., C. H. MERRIAM, *t. c.* (*suprà*, p. 10), No. 4, pp. 33-35, Wyoming.

Cynomys arizonensis, n. sp., E. A. MEARN, Bull. Am. Mus. Nat. Hist. ii, pp. 305 & 306, Arizona.

b. CASTORIDÆ.

BOGDANOV, A. Note sur les Castors de la Russe Occidentale. C.R. Congrès Internat. Zool. 1889, pp. 63 & 64.

Records Beavers from the river Svislotch, Government of Minsk, and also from the Dnieper.

MAYET, V. Le Castor du Rhone. C.R. Congrès Internat. Zool. 1889, pp. 58-63.

Considers that from 25 to 30 Beavers are killed annually in the Rhone basin.

Castor fiber, E. L. MITFORD, Zool. (3) xvi, pp. 177 & 178, refers to a specimen from the Rhone.

†*Trogontherium minus*, n. sp., E. T. NEWTON, Q. J. Geol. Soc. xlvii, pp. 447 & 448, pl. xviii, figs. 5 & 6, Red Crag.

†*Steneofiber jægeri*, see HOFMANN, *suprà*, p. 7.

†*Steneofiber minimus*, n. sp., FILHOL, Bibl. haut. études, xxxvi, 1, p. 45, Miocene, Sansan.

c. MYOXIDÆ.

REUVENS, C. L. Die *Myoxidæ* oder Schläfer.—Ein Beitrag zur Osteologie und Systematik der Nagethiere. Leyden: 1890, 4to, pp. 1-80, pls. i-iv.

This memoir, illustrated with figures of skulls and dentition, is a detailed treatise on the external characters, dentition, and cranial osteology of the Dormice. The author concludes that *Eliomys*, *Graphiurus*, *Muscardinus*, and *Bifa* should be regarded merely as subgenera of *Myoxus*, although the species are quoted under these several names. A detailed synopsis is given of all the species, 1 new species of *Eliomys* being described.

Eliomys kelleni, n. sp., REUVENS, *t. c.* p. 35, W. Africa.

d. MURIDÆ.

For figures and descriptions of the *Muridæ* of S. America, see MILNE-EDWARDS, *suprà*, p. 10.

MAHN, R. Bau und Entwicklung der Molaren bei *Mus* und *Arvicola*. Morph. JB. xvi, pp. 652-685, pl. xxv.

Shows the gradual acquisition of the complex characters of the adult molars of *Arvicola* in the teeth-germs, and compares this with the simpler teeth of *Mus*.

NEWTON, E. T. On the occurrence of Lemmings and other Rodents in the Brick-Earth of the Thames Valley. Geol. Mag. (3) vii, pp. 452-455, woodcut.

Records remains of *Arvicola amphibius*, *A. ratticeps*, *Cuniculus torquatus*, and *Myodes lemmus*.

SCLATER, W. L. Notes on some Indian Rats and Mice. P. Z. S. 1890, pp. 522-539, pls. xlv & xlvi.

This paper has notes on all the Indian species of *Muridæ* represented in the collection of the Indian Museum, Calcutta, and is illustrated with figures of skulls and teeth of several species. It is considered that *Nesocia brachyura*, Büchner, is probably identical with *N. scullyi*, Wood-Mason.

The paper concludes with a table of cranial measurements, and also of type specimens preserved in the Indian Museum.

RUTLAND, J. On the Habits of the New Zealand Bush-Rat (*Mus maorium*). Tr. N. Z. Inst, xxii, pp. 300-307.

Gerbillus validus, n. sp., J. V. B. DU BOGAGE, J. Sci. Lisb. (2) ii, pp. 6 & 7, pl. i, fig. 1, Congo.

Phlaeomys pallidus, n. sp. (or var. of *P. cumingi*), A. NEHRING, SB. nat. Fr. 1890, p. 105, Philippines. On pp. 153 & 154 of the same this form is definitely regarded only as a variety.

Phlaeomys cumingi: A. B. MEYER, Zool. Gart. xxxi, pp. 195-200, has a notice of certain examples recently brought alive to Europe. It is concluded that there is no evidence for regarding the lighter-coloured form described by Nehring as *P. pallidus* as a distinct species.

†*Cricetus angustidens*, n. sp., C. DEPÉRET, t. c. (*suprà*, p. 4), p. 54, Pliocene, France.

Hesperomys megalotis, n. sp., C. H. MERRIAM, *op. cit.* (*suprà*, p. 9), No. 3, pp. 63-65, pls. iii & iv, Arizona.

Hesperomys leucopus, n. var. *rufinus*, MERRIAM, t. c. pp. 64-66, pl. iii, Arizona.

Hesperomys macropus, n. sp., MERRIAM, *op. cit.* No. 4 (p. 10), pp. 53 & 54, pl. iii, Florida.

Hesperomys leucopus, n. var. *arcticus*, and n. var. *deserticolus*; E. A. MEARN, Bull. Am. Mus. Nat. Hist. ii, pp. 285 & 286, Arizona.

Hesperomys (Notiomys) edwardsi, n. sp. & subg., O. THOMAS, in Milne-Edwards' Mammifères du Cap Horn (*suprà*, p. 10), pp. 23-26, pls. iii, fig. 1, & viii, fig. 1, Santa Cruz.

Onychomys fuliginosus, n. sp., C. H. MERRIAM, *op. cit.* No. 3, pp. 59-61, Arizona.

Onychomys melanophrys, n. var. *pallescens*, MERRIAM, t. c. pp. 61-62, Arizona.

Sigmodon hispidus, n. var. *arizonæ*, E. A. MEARN, Bull. Am. Mus. Nat. Hist. ii, pp. 287-290, Arizona.

Arvicola mogollonensis, n. sp., MEARN, t. c. pp. 283 & 284, Arizona.

Arvicola (Mynomes) alticolus, n. sp., C. H. MERRIAM, *op. cit.* No. 3, pp. 67-69, pls. v & vi, Arizona.

Evotomys galei, n. sp., MERRIAM, t. c. No. 4, pp. 23 & 24, pl. ii, fig. 3, Colorado.

Evotomys occidentalis, n. sp., MERRIAM, t. c. pp. 25 & 26, pl. ii, fig. 1, Washington.

Evotomys californicus, n. sp., MERRIAM, t. c. p. 26, California.

Fiber zibethicus, n. var. *pallidus*, E. A. MEARN, Bull. Am. Mus. Nat. Hist. ii, pp. 280-283, Montana.

Siphneus fontanieri, figured by E. BÜCHNER, t. c. (*suprà*, p. 31), pl. xv, figs. 12 & 13.

Mus wichmanni, n. sp., F. A. JENTINK, in Weber's Zool. Ergeb. (*suprà*, p. 18), pp. 120 & 121, pls. ix & x, figs. 7-11, Flores.

Mus anchietae, n. sp., J. V. B. DU BOCAGE, J. Sci. Lisb. (2) ii, pp. 11 & 12, pl. i, fig. 3, Angola.

Mus angolensis, n. sp., BOCAGE, t. c. pp. 12 & 13, Angola.

Mus poschiavanus. — DAVATZ, Arch. Sci. Nat. xxiv, p. 525, has observations on this Swiss form, and its points of difference from *M. musculus*. A. ORTMANN, Zool. Anz. xiii, pp. 155-157, has a note on the same subject.

†*Mus donnezani*, n. sp., C. DEPÉRET, t. c. (suprà, p. 4), p. 50, Pliocene, France.

Pithechirus melanurus, see JENTINK, suprà, p. 7.

†*Lophiomys pyrenaicus*, n. g. & sp., C. DEPÉRET, t. c. (suprà, p. 4), p. 53, Pliocene, France. [Generic name preoccupied.—R. L.]

e. SPALACIDÆ.

BOCAGE, J. V. BARBOZA DU. Les Rats-Taupes d'Angola. J. Sci. Lisb. (2) iv, pp. 269-276, woodcut.

Gives the characters of the genus *Georychus*, and concludes that of the 10 named species only *G. capensis* and *G. mechowii* can be regarded as definitely established.

✓*Myoscalops*, n. n., O. THOMAS, P. Z. S. 1890, p. 448, to replace *Helio-phobius*, preoccupied.

f. GEOMYIDÆ.

Geomys bursarius, n. var. *lutescens*, C. H. MERRIAM, t. c. (suprà, p. 10), No. 4, p. 51, Nebraska.

✓*Dipodops*, n. g., MERRIAM, op. cit. No. 3 (p. 9), pp. 71 & 72; type *Dipodomys agilis*, Gambel.

Dipodops longipes, n. sp., MERRIAM, t. c., Arizona.

Dipodops ordi (Woodhouse), referred to this genus by MERRIAM, op. cit. No. 4, p. 45.

Dipodomys ambiguus, n. sp., MERRIAM, t. c. pp. 42-45, Texas.

Dipodomys spectabilis, n. sp., MERRIAM, t. c. pp. 46-48, Arizona.

Dipodomys californicus, n. sp., MERRIAM, t. c. p. 49, California.

Dipodomys merriami, n. sp., E. A. MEARN, Bull. Am. Mus. Nat. Hist. ii, pp. 290 & 291, Arizona.

Dipodomys chapmani, n. sp., MEARN, t. c. pp. 291-294, *ibid.*

Perognathus fuliginosus, n. sp., MERRIAM, t. c. p. 74, *ibid.*

g. DIPODIDÆ.

BARDELEBEN, K. Hat der Präpollex von *Pedetes* einen Nagel oder nicht? Anat. Anz. v, pp. 321 & 322.

Discusses the question whether the prepollex of *Pedetes* is provided with a nail.

SCLATER, W. L. On a New Genus and Species of Rodents of the Family *Dipodidæ* from Central Asia. P. Z. S. 1890, pp. 610-613, pl. 1, woodcut.

The species described was probably obtained from Yarkand, and indicates a fourth genus of *Dipodinae*, readily distinguished by cranial characters.

†*Euchoreutes naso*, n. g. & sp., W. L. SCLATER, l. c.

h. HYSTRICIDÆ.

MEEK, A. Note on the Female Organs of *Erethizon dorsatus*. Stud. Mus. Dundee, i, Art. xii, 1 p., and plate.

Figures these organs in order to show the extremely primitive structure they present.

i. CHINCHILLIDÆ.

MANIGAULT, G. E. Notes on the Osteology of *Chinchilla lanigera*. P. Elliott Soc. 1890, pp. 237-239, woodcuts.

The peculiarities indicated are the presence of three sacral vertebrae, and of a semi-lunar ossification in the external auditory meatus. The latter is regarded as representing part of the petrosal; it occurs in *Cavia* and some other *Hystricomorpha*.

j. CASTOROIDIDÆ.

Castoroides ohioënsis: the discovery of an almost complete skeleton at Richmond, Indianapolis, recorded by E. W. CLAYPOLE, Am. Geol. vi, p. 260, and by J. MOORE, Am. Nat. xxiv, p. 767.

k. CAVIIDÆ.

†*Hydrochærus robustus*: an incisor from the Ashley River, S. Carolina, provisionally referred to this species by J. LEIDY, P. Ac. Philad. 1890, pp. 184 & 185.

l. LAGOMYIDÆ.

Lagomys erythotis, n. sp., E. BÜCHNER, t. c. (*suprà*, p. 31), pp. 165-172, pls. xxi & xxiv, figs. 1-6, Central Asia.

Lagomys melanostomus, n. sp., BÜCHNER, t. c. pp. 176-184, pl. xxii, figs. 2 & 3.

Lagomys roylei, *L. rutilus*, and *L. dauricus*, figured by BÜCHNER, t. c.

m. LEPORIDÆ.

HALL, E. S. On a Case of the Occurrence of a Persistent Right Posterior Cardinal Vein in the Rabbit. P. Z. S. 1890, pp. 577-579, woodcut.

Lepus alleni, n. sp., E. A. MEARN'S, Bull. Am. Mus. Nat. Hist. ii, pp. 294-297, Arizona.

Lepus melanotis, n. sp., MEARN'S, *t. c.* pp. 297-300, *ibid.*

Lepus vera-crucis, n. sp., O. THOMAS, P. Z. S. 1890, pp. 74 & 75, Vera Cruz, Mexico.

Lepus cinerascens, n. sp., J. A. ALLEN, Bull. Am. Mus. Nat. Hist. iii, p. 159, S. California.

Lepus sylvaticus, n. var. *floridanus*, ALLEN, *t. c.* p. 160, South Florida; and n. var. *aztecus*, ALLEN, *t. c.* p. 188, Mexico.

Lepus insolitus, n. sp., ALLEN, *t. c.* p. 189, Mexico.

Lepus truei, n. sp., ALLEN, *t. c.* pp. 192-194, Mexico.

INCERTÆ SEDIS.

†*Ruscinomys europæus*, n. g. & sp., C. DEPÉRET, *t. c.* (*suprà*, p. 4), p. 60, Pliocene, France.

6. UNGULATA.

LEUTHARDT, F. Ueber die Reduction der Fingerzahl bei Ungulaten. Zool. Jahrb.-Abth. f. Syst. v, pp. 93-146, pls. i-xxiii.

An elaborate memoir, illustrating the gradual reduction of the digits in the more specialized Ungulates, with a large number of figures of foot-structure.

SUCHETET, A. La Fable des Jumarts. Mém. Soc. Zool. iii, pp. 1-30.

Discusses the alleged production of hybrids between *Bos* and *Equus*, and concludes that there is no foundation for the idea.

TRUE, F. W. Description of Two New Species of Mammals from Mt. Kilima-njaro, East Africa. P. U. S. Nat. Mus. xiii, pp. 227-229.

Describes a new species of *Cephalophus*, and one of *Dendrohyrax*, the former obtained at a high altitude. [See *Bovidæ* and *Hyracidæ*.]

I. TILLODONTIA.

a. CALAMODONTIDÆ.

†*Calamodon europæus*, n. sp., L. RÜTIMEYER, Verh. Ges. Basel, ix, p. 18, woodcut, Eocene, Switzerland.

II. PROBOSCIDEA.

b. ELEPHANTIDÆ.

BROWN, C. G. Elephant Catching in Mysore in November, 1889. London: 1890, 4to.

A series of photographs, with brief descriptions.

CACCIAMOLI, G. B. Gli Elefanti Fossili d'Aquino. Bol. Soc. geol. Ital. ix, pp. 423-425.

Describes and figures a milk-molar referred to *Elephas meridionalis* or *E. antiquus*.

MARTIN, K. Ueber neue *Stegodon*- Reste aus Java. Verh. Ak. Amst. xxviii, 14 pp., 3 pls.

Describes and figures remains of Stegodont Elephants from the Pliocene of Java, referred to the new species *Stegodon airawana*, and to *S. trigonocephalus* and *S. bombifrons*.

WEITHOFER, K. A. Die Fossilen Proboscidi der Arno-Thales in Toskana. Beitr. Pal. Oesterr.-Ung. viii, pp. 107-240, pls. i-xv.

An elaborate and finely illustrated memoir on the fossil Proboscideans of the Val d'Arno. The species described are *Mastodon arvernensis*, *Elephas meridionalis*, *E. lyrodon*, *E. antiquus*, and *E. primigenius*. The second part of the memoir treats of certain features in the development of Elephants, and also of their phylogeny; while the concluding section is devoted to the geological and geographical distribution of the group.

†*Elephas primigenius*: SCHAFFAUSEN, Verh. Ver. Rheinl. (5) vi, pp. 61-69, gives an account of ancient and modern discoveries of its remains in Siberia. Remains from Iowa recorded by E. H. BARBOUR, Science, xvi, p. 263.

†*Stegodon airawana*, n. sp., K. MARTIN, *t. c.* p. 4, pls. i & ii, Pliocene, Java.

†*Mastodon rugosidens*, n. sp., J. LEIDY, P. Ac. Philad. 1890, p. 184, Ashley river, S. Carolina.

III. HYRACOIDEA.

c. HYRACIDÆ.

Dendrohyrax validus, n. sp., F. W. TRUE, *t. c.* (*suprà*, p. 39), pp. 228 & 229, Kilima-njaro, E. Africa.

IV. TOXODONTIA.

For observations on the tridactylism of the fore-feet, see TROUESSART, *suprà*, p. 17.

V. PERISSODACTYLA.

d. LOPHIODONTIDÆ.

†*Colodon luxatus*, n. g. & sp., O. C. MARSH, Am. J. Sci. (3) xxxix, p. 524, Miocene, Dakota.

e. EQUIDÆ.

D'ORCET, —. Le Cheval à Travers les Ages. Bull. Soc. Acclim. xxxvii, pp. 1-12, 393-403, 505-517, 633-644, 825-835, 921-929, & 1118-1128, woodcuts.

An account of the records of the early domestication of the Horse. The paper is not yet completed.

KULCZYCKI, W. Abnorme Maschenbildung im Verlaufe der Arteria Collateralis Ulnaris beim Pferde. Anat. Anz. v, pp. 679-682, woodcuts.

MACDONALD, T. F. Notes on the Hydrostatic Arrangements in the Horse's Foot. P. Phil. Soc. Glasg. xxi, pp. 138-141, pl. v.

POMMEROL, F. Un Petit Cheval Quaternaire de la Limagne. Rev. Sci. Bourb. iii, pp. 293-300, pls. ii & iv.

Describes molars of a small species of *Equus* from superficial deposits in the Limagne, which are regarded as indicating a species allied to *E. przewalskii*, for which the name *E. lemanensis* is suggested.

PAVLOW, M. [MADAME]. Études sur l'Histoire Paléontologique des Ongules : Pts. IV & V. *Hipparion* de la Russie, and Chevaux pléistocènes de la Russie. Bull. Mosc. 1889, pp. 83-146, pls. vii-ix.

The fourth part of this memoir describes remains of *Hipparion gracile*, and of a new species named *H. (?) minus*, from the Russian Pliocene and Pleistocene. In the fifth part we have a description of fossil Russian Horses referable to *Equus*, with a summary of previous work. These are referred to *E. caballus*, *E. fossilis*, *E. asinus*, and *E. stemonis*. The paper concludes with observations on the phylogeny and distribution of the *Equidæ*.

STEEL, J. H. Mules. J. Bomb. N. H. Soc. v, pp. 252-260.

Equus grevyi and *burchelli* : P. L. SCLATER, P. Z. S. 1890, pp. 412 & 414, woodcuts, describes and figures a flat skin from Somali-land referred to the former, and another from Masai-land assigned to the latter species. [See also A. MILNE-EDWARDS, *t. c.* p. 647.]

†*Equus lemanensis*, n. sp., F. POMMEROL, *t. c.* p. 300, Pleistocene, Limagne, France.

†*Hipparion* : A. GAUDRY, Bull. Soc. Géol. (3) xviii, pp. 189-191, has a note on the date and place of publication of the name, and on its right to stand in place of *Hippotherium*.

†*Hipparion (?) minus*, n. sp., M. PAVLOW, *t. c.* p. 93, Pliocene, Russia.

†*Hippotherium princeps*, n. sp., J. LEIDY, P. Ac. Philad. 1890, pp. 182 & 183, Tertiary, Florida.

e. RHINOCEROTIDÆ.

For the American fossil forms, and also the homology of the structure of the molars, see SCOTT & OSBORN, p. 15.

GIOLI, G. Sopra alcuni resti di *Rhinoceros etruscus*, Falc., rinvenuti a Prata, presso Massa Marittima. *Atti Soc. Tosc.* vii, p. 56.

Rhinoceros simus: P. L. SCLATER, *Nature*, xlii, pp. 520 & 521, has a note, with figures, on the difference between the head of this species and that of *R. bicornis*. F. A. JENTINK, *Notes Leyd. Mus.* xii, pp. 241-245, records a stuffed specimen and a flat skin in the Leyden Museum.

†*Rhinoceros antiquitatis* (*tichorhinus*) remains from Herotic, near Tischnowic, recorded by J. PROCHÁZKA, *Verh. Geol. Reichsanst.* 1890, pp. 107-109.

†*Rhinoceros longipes*, n. sp., J. LEIDY, *P. Ac. Philad.* 1890, p. 183, Pliocene, S. Carolina.

f. PROTOTHERIIDÆ.

See TROUËSSART, *suprà*, p. 17.

g. LAMBDOOTHERIIDÆ.

√†*Limnohyops*, n. g., O. C. MARSH, *Am. J. Sci.* (3) xxxix, p. 525; type, *Palæosyops laticeps*, Marsh, Miocene, Dakota.

h. CHALICOTHERIIDÆ.

Identification of *Moropus* with *Chalicotherium* by SCOTT & OSBORN, *suprà*, p. 15. See also FILHOL, *suprà*, p. 5.

i. TITANOTHERIIDÆ.

√†*Diploclonus amplus*, n. g. & sp., O. C. MARSH, *Am. J. Sci.* (3) xxxix, p. 524, Miocene, Dakota.

√†*Teleodus avus*, n. g. & sp., MARSH, *l. c. ibid.*

VI. ARTIODACTYLA.

BOAS, J. E. V. Ein Fall von vollständiger Ausbildung des 2 und 5 Metacarpale beim Rind. *Morph. JB.* xvi, pp. 530-533, woodcuts.

Describes and figures the fore-foot of a Calf, with complete lateral metacarpals. The left foot shows an abnormal co-ossification of the second and third phalanges of the two middle digits.

— Ueber den Metatarsus der Wiederkäuer. *T. c.* pp. 525-529, woodcuts.

— Zur Morphologie des Magens der Cameliden und der Traguliden, und ueber die systematische Stellung letzterer Abtheilung. *T. c.* pp. 494-523, pl. xix, woodcuts.

A comparison of the structure of the stomach of the *Camelidæ* and *Tragulidæ*. The author concludes that the latter are rightly regarded as a distinct group of the *Artiodactyla*.

SCLATER, W. L. Notes on Indian Horned Game. Calcutta : 1890, 16mo, 24 pp.

A series of notes on Indian Pecora, reprinted from the Asian. Especial attention is paid to the largest duly authenticated dimensions attained by the horns and antlers of the various species.

RODLER, A., & WEITHOFER, K. A. Die Wiederkäuer der Fauna von Maragha. Denk. Ak. Wien, lvii, pp. 753-772, pls. i-vi. Preliminary notice in Anz. Ak. Wien. xxvii, pp. 154 & 155.

An illustrated monograph of several new Ruminants from the Pliocene of Maragha, in Persia, with a list of the species previously described. *Urmitherium* is referred to the *Sivatheriida*. In the *Giraffida* (*Camelopardalida*) the new genus *Alcicephalus* is described, which appears to connect *Helladotherium* with the *Cervida*. A new species of *Gazella*, as well as one of *Antidorcas* (?) and 1 of *Tragelaphus* (?), are described. The Pikermi species of *Palæoryx*, *Helicophora*, *Protragelaphus*, and *Tragoceros* are also recorded from Maragha. [See *Giraffida* and *Bovida*.]

WINCZA, H. Ueber ein transitorisches Rudiment einer knöchernen Clavicula bei Embryonen eines Ungulaten. Morph. JB. xvi, pp. 647-651, pl. xxiv.

Describes and figures a section of an embryo of the Sheep, showing rudiments of an ossified clavicle.

j. BOVIDÆ.

BLANFORD, W. T. On the Gaur (*Bos gaurus*) and its Allies. P. Z. S. 1890, pp. 592-599, pl. xlix, woodcuts.

Gives the distinctive characters of *B. gaurus*, *B. frontalis*, and *B. sondaicus*, with figures of the two former.

BOUVIER, E. L. L'Extinction du Bison Americain. Le Nat. 1890, pp. 269-271, 285, & 286, woodcuts.

An illustrated article based on Hornaday's work noticed in Zool. Rec. xxvi, *Mamm.* p. 41.

BUXTON, E. N. Notes on the Wild Sheep and Mountain-Antelope of Algeria. P. Z. S. 1890, pp. 361-363.

Sporting notes on *Ovis tragelaphus* and *Gazella kevela*.

CRAWSHAY, R. On the Antelopes of Nyassa-land. T. c. pp. 648-663, woodcut.

The author treats more especially of the Antelopes met with west of the Lake. Lichtenstein's Hartebeest is stated to be very generally distributed, and seven other Antelopes were plentiful. The Kudu, Sable Antelope, and Black-tailed Gnu were seldom met with ; but exact localities were given where these Antelopes were to be found. In conclusion, the author added that there were at least two other species of small Antelopes found in the hills, which hitherto he had not been able to identify. The skull of *Alcelaphus lichtensteini* is figured.

GÜNTHER, A. Note on the Skull of the East African Reed-buck (*Cervicapra bohor*). *T. c.* pp. 604-607, woodcuts.

Describes and figures the orbital region of the skulls of *C. redunca* and *C. bohor*. The question whether the S. African *C. redunca* is identical with the W. African form so named is left open.

HENRY, A. Notes on two Mountain-Antelopes of Central China. *T. c.* pp. 93 & 94.

Notices two species of *Nemorhædus*, one identical with *Capricornis argyrochaetus* of Heude, and the other referable to a species known as *Kemas henryi*, of the same writer. It is not known whether the latter name has been published.

JENTINK, F. A. On *Strepsiceros ludu* and *S. imberbis*. Notes Leyd. Mus. xii, pp. 211-221, pl. ix, figs. *c, g, k, l, n*.

Has notes on the horns and specific characters of these two forms.

LANGKÄVEL, B. Wildschäfe, Wildziegen, und Antilopen des Himalaya. Zool. Gart. xxxi, pp. 104-114.

Notes on the Cavicorn Ruminants of the Himalaya, mainly based on Macintyre's "Hindu-Koh." *Antilope cervicapra (bezoartica)* is erroneously included as an Himalayan form.

LYDEKKER, R. Recent Contributions to our Knowledge of Wild Sheep. Field, lxxvi, pp. 910 & 947.

A semi-popular account of all the known species.

ST. LOUP, R. Les Moutons Sauvages (Le Mouflon Kaschkar, ou *Ovis poli*). Le Nat. 1890, pp. 272-274, woodcut.

An illustrated popular account of this Sheep.

STEEL, J. H. Indian Cattle. J. Bomb. N. H. Soc. v, pp. 71-82.

WOODWARD, A. S. Note on the Occurrence of the Saiga Antelope in the Pleistocene Deposits of the Thames Valley. P. Z. S. 1890, pp. 613-616, woodcut.

Describes and figures a frontlet.

Bos americanus: R. C. AULD, Am. Nat. xxiv, pp. 787-796, has suggestions for preserving the breed without deterioration. On pp. 953-954 of the same notes are given on a skull exhumed at Syracuse, New York.

Probubalus mindorensis, n. sp., J. B. STEERE, *t. c.* (*suprà*, p. 16), Philippines. See also A. NEHRING, *suprà*, p. 11, where this species is referred to *Bubalus*; the latter writer has a further note in Zool. Anz. xiii, pp. 448-451, where the species is regarded as a valid one.

†*Bos elatus*: *Leptobos stozzii* identified with this species, which is referred to *Leptobos*, by C. J. FORSYTH-MAJOR (*suprà*, p. 5).

Capra falconeri: the horns of the three varieties figured by MACINTYRE, *vide suprà*, p. 9.

Damalis senegalensis: notes on this species, with its synonymy and figures of the head and skull, given by P. L. SCLATER, P. Z. S. 1890, pp. 354-357, woodcuts.

Æpyceros petersi: head figured by P. L. SCLATER, *t. c.* p. 460, woodcut.
Cephalophus spadis, n. sp., F. W. TRUE, P. U. S. Nat. Mus. xiii, pp. 227
 & 228, Kilima-njaro, E. Africa.

Tragelaphus spekei: female figured by P. L. SCLATER, P. Z. S. 1890,
 pl. xlvii.

Gazella przewalskii, n. n., E. BÜCHNER, Mém. biol. xiii, p. 161, =
G. cuvieri, Przewal. [non Ogilby].

†*Gazella capricornis*, n. sp., A. RODLER & K. A. WEITHOFER, Denk.
 Ak. Wien. lvii, p. 767, Pliocene, Persia.

†*Antidorcas* (?) *antropatenes*, n. sp., RODLER & WEITHOFER, *t. c.*, *ibid.*

†*Tragelaphus* (?) *houtum-schindleri*, n. sp., RODLER & WEITHOFER, *t. c.*
 p. 768, *ibid.*

†*Palæoreas torticornis* (Aymard). *Palæoreas montiscaroli* identified by
 FORSYTH-MAJOR (*suprà*, p. 5) with this species, which is for the first
 time referred to *Palæoreas*.

k. GIRAFFIDÆ.

†*Alcicephalus neumayri*, n. g. & sp., A. RODLER & K. A. WEITHOFER,
 Denk. Ak. Wien. lvii, pp. 754 & 758, Pliocene, Persia.

†*Alcicephalus calophrys*, n. sp., RODLER & WEITHOFER, *t. c.* p. 761, *ibid.*

l. CERVIDÆ.

For the American extinct genera *Blustomeryx* and *Cosoryx*, see SCOTT
 & OSBORN, *suprà*, p. 15.

ROGER, —. Ueber die Hirsche. CB. Ver. Regensb. 1887, pp. 50–93,
 pls. ii & iii. [Omitted from Zool. Rec. xxiv.]

A review of the recent genera, and more important species, with notices
 of allied fossil forms.

Cervus elaphus: abnormal antlers from Asia Minor referred to this
 species are described and figured by R. LYDEKKER, P. Z. S. 1890, pp. 363–
 365, pl. xxx.

†*Cervus giganteus* (*euryceros*): W. DAMES, Z. geol. Ges. p. 171, records
 a skull from interglacial beds near Berlin. See also Z. Naturw. lxiii,
 p. 435.

†*Cervus curvicornis*, n. sp., H. FILHOL, Bibl. haut. études, xxxvi, 1,
 p. 280, Miocene, Sansan.

†*Cervus dubius*, n. sp., FILHOL, *t. c.* p. 282, *ibid.*

†*Cervus nouleti*, n. sp., FILHOL, *t. c.*, *ibid.*

†*Cervus crassus*, n. sp., FILHOL, *t. c.* p. 283, *ibid.*

†*Cervus larteti*, n. sp., FILHOL, *t. c.*, *ibid.*

Alces machlis and *Rangifer tarandus*. The following paragraph is taken
 from 'The Times' of January 2, 1891:—"The total number of elk killed
 in Norway last year was 850, of which 515 were male and 335 female, and
 of the eleven provinces in which they were killed, northern Trondhjem

contributed 303. The number of reindeer killed during the same period was 468, and 143 of them were killed in the province of Romsdale. The number of elk killed in Sweden during the same period was 1782, as against 2097 and 2178 in the two preceding years, and it has been remarked for some time that the number of elk in Sweden has been diminishing.

Cariacus antisiensis, note on, with figure, by E. SCHAÄF, Zool. Gart. xxxi, pp. 226-234.

Moschus sifanicus, n. sp., E. BÜCHNER, Mém. biol. xiii, p. 162, Kansu, N. W. China.

†*Palæomeryx sansaniensis*, n. sp., H. FILHOL, t. c. p. 255, Mid. Miocene, Sansan.

†*Palæomeryx minor*, n. sp., FILHOL, t. c. p. 261, *ibid.*

‡*Morphelaphus sansaniensis*, n. g. & sp., FILHOL, t. c. p. 262, *ibid.*

‡†*Strogulognathus*, n. n., FILHOL, t. c. p. 265, *ibid.*, to replace *Platyprosopos*, preoccupied [should be *Strongylognathus*, R. L.].

‡†*Palæocervus sansaniensis*, n. g. & sp., FILHOL, t. c. p. 285, *ibid.*

m. ANOPLOTHERIIDÆ.

‡†*Paradoxodon inermis*, n. g. & sp., H. FILHOL, Bull. Soc. Philom. (8) ii, pp. 133 & 134, woodcut, Quercy Phosphorites. Provisionally placed in this family.

†*Xiphodontotherium primævum*: a note on its dentition by H. FILHOL. t. c. pp. 178 & 179.

n. COTYLOPIDÆ.

SCOTT, W. B. Beiträge zur Kenntniss der *Oreodontidæ*. Morph. JB, xvi, pp. 319-395, pls. xii-xvi, woodcuts.

A detailed memoir on the skeletal anatomy of the various genera of this family, accompanied by figures of the skull and other parts of the skeleton. The various genera are arranged in three subfamilies, with the following characters:—

- I. Upper molars with five crescents *Protoreontinæ*.
- II. Upper molars with four crescents.
 1. Orbits closed, a lachrymal fossa, no diastema, all the premolars simpler than the molars, outer wall of upper molars flattened *Oreodontinæ*.
 2. Orbits open, no lachrymal fossa, a diastema, the last premolar molariform, outer wall of upper molars concave and inclined inwards *Agriochærinæ*.

See also SCOTT & OSBORN, p. 15.

o. ANTHRACOTHERIIDÆ.

†*Hypotamus deflectus*, n. sp., O. C. MARSH, Am. J. Sci. (3) xxxix, pp. 524 & 525, Miocene, Dakota.

†*Anthracotherium monsvialense* : A. GAUDRY, Bull. Soc. géol. (3) xviii, pp. 255-257, has a note on the specimen described under this name by Zigno [see Zool. Rec. xxvi, *Mamm.* p. 44], and concludes that the number of teeth in the jaw is not due to incorrect restoration. Instead, however, of the teeth being reckoned as i. 2, c. 1, p. 4, m. 4, he would class them as i. 3, c. 1, p. 4, m. 3; the last premolar (or ? milk-molar) being molariform.

‡†*Taumastognathus* [? *Thaumastognathus*] *quercyi*, n. g. & sp., H. FILHOL, Bull. Soc. Philom. (8) ii, pp. 34-38, Quercy Phosphorites.

†*Cebochoærus minor* : mandible from the Quercy Phosphorites described and figured by H. FILHOL, *t. c.* pp. 123-126, woodcuts.

p. SUIDÆ.

Sus celebensis, var. *philippensis* : A. NEHRING, SB. nat. Fr. 1890, pp. 8-11, has notes on a lower jaw from the Philippines which may belong to this species.

†*Hyotherium meissneri*, see HOFMANN, *suprà*, p. 7.

q. HIPPOPOTAMIDÆ.

POMEL, A. Sur les Hippopotames fossiles de l'Algerie. C.R. cx, pp. 1112-1117.

Describes remains of *Hippopotamus hipponensis*, of an unnamed species, of a new species, and of *H. amphibius*.

†*Hippopotamus sirensis*, n. sp., POMEL, *t. c.* p. 1114, Pleistoceno, Algeria.

7. CETACEA.

COOKS, A. H. The Finwhale Fishery off the Lapland Coast. Zool. (3) xvi, pp. 321-324.

COPE, E. D. The *Cetacea*. Am. Nat. xxiv, pp. 600-616, pls. xx-xxii, woodcuts.

A critical paper on the classification of the *Cetacea*, with especial reference to the North American fossil forms. The author considers that there are two distinct types of Zeuglodonts, for one of which the term *Doryodon* is adopted. The *Squalodontidæ* are divided into *Squalodon* and *Trirhizodon*, according as to whether all the hinder cheek-teeth are two-rooted, or whether some of them have three roots. Several fossil American genera are referred to the *Platanistidæ*, among which *Agabelus* is edentulous. The term *Anarnacus* is adopted in place of *Hyperoödon*. The genus *Physeterula*, Van Beneden, from the Antwerp Crag, is identified with *Cogia*. In the *Balenidæ*, *Plesiocetus* is regarded as distinct from *Cetotherium*, on account of its elongated

frontals and parietals; and *Eubalæna*, *Halibalæna*, *Balænula*, and *Balænotus* are identified with *Palæocetus*. The paper concludes with a synopsis of all the North American fossil species.

GERSTÄCKER, A. Das Skelet der Döglings (*Hyperödon rostratus*); ein Beitrag zur Osteologie der Cetaceen, und zur vergleichenden Anatomie der Wirbelsäule. Leipsic: 1887, 4to, 175 pp., 2 pls. [Omitted from Zool. Rec. xxiv.]

KÜKENTHAL, W. Cetologische Notiz. Anat. Anz. v, pp. 709 & 710.

Figures the manus of an embryo of *Balænoptera*, in which there are rudiments of a digit occupying the position of the third of the typical pentadactylous manus; thus indicating that it is this digit (and not, as generally considered, the pollex) which has disappeared in this and the allied genera.

—. Ueber die Hand der Cetaceen (dritte Mitteilung). *Op. cit.* ii, pp. 44-52, woodcuts.

Describes and figures the structure of the carpus and phalanges in several species.

—. Ueber Reste eines Hautpanzers bei Zahnwalen. *Op. cit.* v, pp. 237-240.

Records tubercles in the skin of *Neomeris* and *Phocæna spinipinnis*, which are considered to be remnants of a dermal armour possessed by the terrestrial ancestors of the *Cetacea*.

POUCHET, G., C.R. Soc. Biol. (9) ii, pp. 686-688, has notes on the record of two Whales stranded in the 7th and 9th centuries.

RETTNERER, E. Sur quelques States de l'Évolution du Gland des Cétacés. C.R. Soc. Biol. (9) ii, pp. 653 & 654.

SOUTHWELL, T. Notes on the Seal and Whale Fishery of 1889. Zool. (3) xvi, pp. 81-85.

THOMPSON, D'ARCY W. On the Cetacean Larynx. Stud. Mus. Dundee, i, art. xi, pp. 1-8, woodcuts.

It is shown that the so-called arytenoid cartilage of the *Odontoceti* was originally duplex, one part being the true arytenoid, and the other termed the supra-arytenoid. It is considered probable that a similar condition obtains in the *Mystacoceti*.

a. BALÆNIDÆ.

SACCO, F. Sopra una Mandibola di *Balænoptera* dell' Astigiana. Atti Acc. Tor. xxv, pp. 612-618, pl. ivbis.

Describes and figures part of the mandible of a species of *Balænoptera* from the Pliocene of Astigiana, under the name of *Balænoptera (Plesiocetus) cortesi*, n. var. *portisi*.

Balæna biscayensis: G. POUCHET, C.R. Soc. Biol. (9) ii, pp. 705-708,

has remarks on photographs of two specimens stranded on the French coasts.

†*Balaenoptera (Plesiocetus) cortesi*, n. var. *portisi*, SACCO, *l. c.*, Pliocene, Italy.

b. ZEUGLodontIDÆ.

THOMPSON, D'ARCY W. On the Systematic Position of *Zeuglodon*. Stud. Mus. Dundee, i, art. ix, pp. 1-8, woodcuts.

From the characters of the skull, teeth, vertebræ, and limb-bones, it is argued that the Zeuglodonts have nothing to do with the *Cetacea*, but are allied to the *Carnivora Pinnipedia*.

— Faut-il associer les Zeuglodontes aux Cétacés? C.R. Congrès Internat. Zool. 1889, pp. 225-232.

Another contribution to the same subject.

c. PHYSETERIDÆ.

POUCHET, G., & CHAVES, F. A. Des Formes extérieures du Cachalot. J. de l'Anat. Phys. xxvi, pp. 270-272, woodcut.

Describes, with figures, photographs of the Cachalot, and states that the ordinary figures, in which the muzzle is abruptly truncated, are incorrect.

POUCHET, G., & BEAUREGARD, — Sur un Échouement de Cachalot a l'Isle de Ré. C.R. cx, pp. 722 & 723.

Describes a stranded male specimen.

d. DELPHINIDÆ.

TRUE, F. W. Observations on the Life History of the Bottlenose Porpoise. P. U. S. Nat. Mus. xiii, pp. 197-203.

Observations on specimens of *Tursiops tursio* captured at the fishery at Hatteras, N. Carolina. Dimensions are given, and the relative number of male and female individuals captured recorded.

WOODHEAD, G. S., & GRAY, R. W. On the Stomach of the Narwhal (*Monodon monoceros*). P. R. Soc. Edinb. xvi, pp. 792-807, pls. i-iv.

A detailed anatomical and histological account.

†*Mesoplodon floridæ*, n. sp., E. T. NEWTON, Q. J. Geol. Soc. xlvi, pp. 448-450, pl. xviii, fig. 7, Red Crag.

†*Mesoplodon scaphoides*, n. sp., NEWTON, *l. c.*, pp. 450 & 451, pl. xviii, fig. 8, *ibid.*

d. SQUALODONTIDÆ.

†*Squalodon quarternarium*: a tooth from an Italian cave figured by A. ISSEL, Ann. Mus. Genov (2) ix, p. 10 (*vide suprâ*, p. 7).

1890. [VOL. XXVII.]

c 4

8. *SIRENIA.*

COPE, E. D. The Extinct *Sirenia*. Am. Nat. xxiv, pp. 697-702, pls. xxv & xxvi, woodcuts.

A review of the fossil forms referred to the order.

DOLLO, L. Première Note sur les Siréniens de Boom. Bull. Soc. Belg. Géol. iii, pp. 415-421, woodcut.

Describes Sirenian remains from the Miocene of Boom, which are referred to the *Halitheriidae*, with the undermentioned name:—

√+*Miosiren kocki*, n. g. & sp., DOLLO, *t. c.* p. 420, Miocene, Boom, Belgium.

9. *EDENTATA.*

ORYCTEROPODIDÆ.

THOMAS, O. A Milk-Dentition in *Orycteropus*. P. R. Soc. xlvii, pp. 246-248, pl. viii.

An extremely important paper, showing the presence of well-developed milk-teeth in the Aard-vark. Some observations on the affinities of the genus are given at the conclusion.

10. *MARSUPIALIA.*

LECHE, W. Zur Charakteristik der extra-uterinen Entwicklung der Beutelhethiere. Biol. Fören. ii, pp. 112-116.

Shows that the circular sucking mouth of young Marsupials is a secondary character developed after their transference to the maternal pouch, the uterine foetuses having long and well-developed lips.

PARKER, W. K. On the Skull of *Tarsipes rostratus*. Stud. Mus. Dundee, i, art. vii, 5 pp., 1 pl.

The aberrant nature of the skull as compared with that of other members of the *Phalangeride* is noticed in detail.

THOMPSON, D'ARCY W. Note on the Viscera of *Tarsipes*. *T. c.* art. viii, pp. 7-9, woodcuts.

A figure of the stomach is given, this organ differing from that of other Marsupials in being bilocular. The liver and tongue are also described and figured.

XI. *MULTITUBERCULATA.*

AMEGHINO, F. Los Plagiaulacideos Argentinos, etc. Bol. Inst. Geogr. Argent. xi, pp. 143-201, woodcuts.

The author describes (with figures) a number of Mammalian remains from the Tertiaries of Argentina and Patagonia, which are placed in the

same group as the *Plagiaulacida* (*Multituberculata*). Some of these have been previously named, while others are new. Several differences from the typical *Multituberculata* (such as a variation in the number of the teeth) are pointed out, but these are not considered of sufficient importance to separate them from the group, which is placed among the Diprotodont Marsupials. A general account is given of the typical *Multituberculata*. (*Vide infra*.)

ABDERITIDÆ.

↓ † *Dipilus spegazzinii*, n. g. & sp., F. AMEGHINO, *t. c.* pp. 153-155, figs. 5 & 6, Tertiary, Patagonia. Also figured by TROUSSART (*vide supra*, p. 17).

†† *Dipilus bergi*, n. sp., AMEGHINO, *t. c.* p. 155, fig. 7, *ibid*.

↓ † *Pichipilus osborni*, n. g. & sp., AMEGHINO, *t. c.* pp. 155 & 156, Tertiary, Argentina.

† *Epanorthus holmbergi*, n. sp., AMEGHINO, *t. c.* p. 157, fig. 8, *ibid*.

↓ † *Tideus trisulcatus*, n. g. & sp., AMEGHINO, *t. c.* p. 157, *ibid*.

A V E S.

BY

R. BOWDLER SHARPE, LL.D.

AFTER a lapse of several years, the Recorder has been asked to write the summary of the work done by Ornithologists in 1890. He trusts that this record may be found tolerably complete, but the enormous increase of periodical literature which has taken place since he last attempted an Avian record, renders him fearful that, with all his researches, he may have missed some essays on Ornithology. He will, therefore, be grateful to any one who will inform him of any errors and omissions, that he may incorporate the papers in next year's 'Record.' The order of Classification followed is that proposed in the Recorder's 'Review of Recent Classifications of Birds.'

PALEARCTIC REGION. See Backhouse, Brusina, Dresser, Dubois, Dubaleu, Gadeau de Kerville, Giglioli, Givois, Graham, Harting, Helm, Keller, Koenig, Lilford, Matschie, Meyer, Middendorf, Montessus, Pleske, Radde, Reichenow, Romita, Schalow, Seebohm, Stevenson, Tristram, Tschusi, Walter, Zaroudnoi.

ETHIOPIAN REGION. See Büttikofer, Hartlaub, Jameson, Newton, Reichenow, Sharpe, Shelley.

INDIAN REGION. See Barnes, Blasius, Elliot, Modigliani, Murray, Oates, Oustalet, Reid, Salvadori, Seebohm, Sharpe, Steere, Vorderman, Whitehead.

AUSTRALIAN REGION. See Cairns, Campbell, De Vis, Goodwin, North, Ramsay, Salvadori, Sandager, Stejneger, Wilson, Woodford.

NEARCTIC REGION. See Anthony, Belding, Bryant, Chapman, Cherie, Clarke, Keeler, Loomis, Mearns, Merriam, Nansen, Rives, Scott, Townsend.

NEOTROPICAL REGION. See Berlepsch, Cory, Godman, Herrera, Riker, Salvin, Sharpe, Steuen, Stone.

ANATOMY. See Beddard, Bignon, Coues, Fürbringer, Gadow, Parker, Paterson, Plateau, Roché, Shufeldt, Zehntner.

* An asterisk prefixed to a quotation indicates that the Recorder has not seen the journal or work referred to.

OSTEOLOGY. See Beddard, Coues, Lucas, Lydekker, Meyer, Parker, Shufeldt.

OOLOGY. See Hartert, Kutter, Nicholsky, North.

NEOSSOLOGY. See Oates.

PTERYLOGRAPHY. See Blanchard, Keeler, Kirk, Parker, Pycraft, Sclater.

BIOGRAPHY. See Dallas, Gurney, Hancock, Parker, Cecil Smith, Taczanowski, Westerman.

LITERATURE. See Chernel, Schalow, Tschusi zu Schmidhofen.

THE GENERAL SUBJECT,

WITH TITLES OF SEPARATE WORKS AND OF THE MORE IMPORTANT PAPERS PUBLISHED IN PROCEEDINGS OF SOCIETIES, &C.

Third Report of the Committee, consisting of PROFESSOR FLOWER (Chairman), Mr. D. MORRIS (Secretary), Mr. CARRUTHERS, Dr. SCLATER, Mr. THISELTON-DYER, Dr. SHARP, Mr. F. DU CANE GODMAN, PROFESSOR NEWTON, Dr. GÜNTHER, and COLONEL FEILDEN, appointed for the purpose of reporting on the present state of our knowledge of the Zoology and Botany of the West India Islands, and taking steps to investigate ascertained deficiencies in the Fauna and Flora. Rep. Brit. Ass. 1890, pp. 447-449. [*Cf.* Zool. Rec. xxvi, *Aves*, p. 3.]

Report of the Committee, consisting of PROFESSOR NEWTON, Mr. JOHN CORDEAUX (Secretary), Mr. J. A. HARVIE-BROWN, Mr. R. M. BARRINGTON, Mr W. EAGLE CLARKE, and the Rev. E. P. KNUBLEY, appointed to make a digest of Observations on Migration of Birds at Lighthouses and Lightvessels, which have been carried on from 1879 to 1887, inclusive, by the Migrations Committee of the British Association (with the consent of the Master and Elder Brethren of the Trinity House and the Commissioners of Northern and Irish Lights), and to report upon the same. *T. c.* p. 464. [*Cf.* Zool. Rec. xxvi, *Aves*, p. 3.]

A. O. U. Check-List of North American Birds. Second Supplement. Auk, 1890, pp. 60-66.

Beobachtungen an Vögeln und Insekten. JB. fürstl.-phänol. Stationen Deutschlands. iv. Jahrgang, 1888, pp. 81-114.

Bibliography. Papers and Records published with respect to the Natural History and Physical Features of the North of England. Birds, 1888. Naturalist, 1890, pp. 177-198.

Canadian Ornithological Bibliography. Tr. Canad. Inst. i, pt. 1, pp. 60-64.

Proceedings of the Ornithological Sub-section of the Biological Section of the Canadian Institute. *T. c.* pp. 40-60.

- ADAMS, C. F. [See ELLIOT, D. G.]
- ALLEN, J. A. To what extent is it profitable to recognize Geographical Forms among North American Birds? *Auk*, 1890, pp. 1-9.
- . On the Maximilian Types of South American Birds in the American Museum of Natural History. *Bull. Am. Mus. Nat. Hist.* ii, pp. 209-276. [Omitted from *Zool. Rec.* xxvi.]
- . [See also *Troglodytidae*, *Icteridae*.]
- ANTHONY, A. W. New Birds from Lower California and Mexico. *Proc. Cal. Ac. Sci.* (2) ii, pp. 73-82. [*Perdicidae*, *Corvidae*, *Fringillidae*, *Certhiidae*, *Turdidae*.]
- APPLIN, O. V. [See *Rallidae*, *Motacillidae*.]
- BACKHOUSE, I. A Handbook of European Birds for the use of Field Naturalists and Collectors. London: 8vo, 1890, pp. i-viii & 1-334.
- BAGG, E. [See RALPH, W. L.]
- BARKER, D. W. On the Flight of Oceanic Birds. *Nature*, xliii, p. 223. [*Of.* also J. R. SPEARS, *t. c.* p. 318.]
- BARNES, H. E. Nesting in Western India. *J. Bomb. N. H. Soc.* v, pp. 1-19, 97-116, 315-337, with 3 pls. [*Sylviidae*, *Zosteropidae*, *Dicidae*.]
- BARRINGTON, R. M. A List of Birds observed in Shetland, June, 1890. *Zool.* 1890, pp. 345-348.
- . [See also *Stercorariidae*.]
- BECKWITH, W. E. Notes on Shropshire Birds. *Tr. Shropshire Soc.* (2) ii, pp. 303-318. [*Of.* *Zool. Rec.* xxvi, *Aves*, p. 5.]
- BEDDARD, F. E. Some problems relating to the Colours of Animals. *Rep. Ealing Soc.* 1889, pp. 53-56.
- . [See *Crypturiformes*, *Cathartidiformes*, *Striges*, *Podica*, *Psophia*.]
- BELDING, L. Land Birds of the Pacific District. *Calif. Acad. Sci.*, Occ. papers, pt. 2, pp. 1-274.
- . [See *Turdidae*.]
- BENDIRE, C. E. [See *Corvidae*, *Fringillidae*.]
- BERLEPSCH, H. VON, & LEVERKÜHN, P. Studien über einige Süd-amerikanische Vögel nebst Beschreibungen neuer Arten. *Ornis*, vi, pp. 1-36, taf. 1 & 2.
[See *Troglodytidae*, *Muscicapidae*, *Dendrocolaptidae*, *Formicariidae*, and *Columba*.]
- BIGNON, F. [See PLATEAU, F.]
- BIZZOZERO, G. Nuove ricerche sulla Struttura del Midollo delle Ossa negli Uccelli. *Atti Ac. Tor.* xxv, pp. 156-192.
- BLANCHARD, R. Anomalie du plumage chez un Pigeon-paon. *Bull. Soc. Z. Fr.* xv, p. 92.

BLASIUS, R. Mittheilungen an die geehrten Mitglieder des permanenten internationalen ornithologischen Comité. *Ornis*, vi, pp. 448-453.

——. Vogelleben zu den Deutschen Leuchtstürmen. *T. c.* pp. 546-590.

——. Die Vogelwarte auf Helgoland. *MB. Deutsch. Ver. Schutze*, 1890, pp. 350-365.

BLASIUS, W. Die wichtigsten Ergebnisse von Dr. Platen's ornithologischen Forschungen auf den Sulu-Inseln. *J. f. O.* 1890, pp. 137-149.

[*Psittaciformes, Piciformes, Alcedinidae, Laniidae, Pycnonotidae.*]

——. Die von Herrn Dr. Platen und dessen Gemahlin in Sommer 1889 bei Davao auf Mindanao gesammelten Vögel. *T. c.* pp. 144-147.

[*Timeliidae, Pycnonotidae, Muscicapidae, Nectariniidae, Alcedinidae.*]

BLIX, M. On the Soaring of Birds. *Nature*, xlii, pp. 397, 398, & 593.
O. FISHER, *t. c.* p. 456; C. O. BARTRUM, *t. c.* pp. 456 & 637; F. GUTHRIE, *op. cit.* xliii, pp. 8 & 9.

BOOTH, E. T. Memoir of the late. [See *Zool.* 1890, pp. 92-96; also HARTING, J. E.]

BREWSTER, W. Summer Robin Roosts. *Auk*, vii, pp. 360-373.

——. [See also *Icteridae, Scolopacidae.*]

BRODIE, P. B. On Fossil and Recent Extinct Birds, with an account of the Formations in which they occur, and the circumstances of their preservation. *P. Warwick. Club*, 1890, pp. 11-22.

BRONN, H. G. [See GADOW, H.]

BRUSINA, S. [List of the Birds of Croatia, &c.] *Motriocem Pticjega Svijeta Naputak i Popis Domáci ptica (avec resumé)*. Zagreb, 1890, pp. 1-104.

[*Phalacrocoracidae.*]

BRYANT, W. E. Descriptions of the Nests and Eggs of some Lower Californian Birds, with a description of the Young Plumage of *Geothlypis beldingi*. *Proc. Cal. Ac. Sci.* (2) ii, pp. 20-24.

[*Mniotiltidae, Fringillidae, Corvidae.*]

——. A Catalogue of the Birds of Lower California, Mexico. *T. c.* pp. 237-320.

——. Notice of supposed New Birds. *Zoe*, i, pp. 148-150.

[*Paridae.*]

——. An Ornithological Retrospect. *T. c.* pp. 289-293.

BULLER, W. [See *Diomedeiidae.*]

BUTLER, A. G. Notes made during the Present Year on the Acceptance or Rejection of Insects by Birds. *Ann. N. H.* (6) vi, pp. 324-327.

BÜTTIKOFER, J. Reisebilder aus Liberia: Resultate Geographischer, naturwissenschaftlicher, und ethnographischer Untersuchungen während der Jahre 1879-1882 und 1886-1887. Leiden: 1890, 8vo. Band I, pp. i-xvi & 1-440. Band II, pp. i-viii & 1-510, 32 pls., maps, &c.

Contains many notes on Birds. In the second volume a natural history appendix is given, with woodcuts and coloured plates [*Accipitrinæ*, *Striges*].

— Zoological Researches in Liberia. On a series of Birds collected by Mr. A. T. Demery, in the District of Grand Cape Mount. Notes Leyd. Mus. xii, pp. 197-206.

[*Zosteropidæ*, *Hirundinidæ*.]

CAIRNS, E. J., & GRANT, R. Report on a Collecting Trip to North-Eastern Queensland, during April to September, 1889. Rec. Austral. Mus. x, pp. 27-31.

CAMPBELL, A. J. List of West Australian Birds, showing their Geographical Distribution throughout Australia, including Tasmania. P. R. Soc. Edinb. xvii, pp. 304-320, with map.

CAPELLINI, G. [See *Casuariiformes*.]

CAULFIELD, F. B. Our Winter Birds. Can. Rec. iv, pp. 143-151.

[*Fringillidæ*.]

CHAPMAN, F. M. On a Collection of Birds made by Mr. Clark P. Streater in British Columbia, with Field Notes by the Collector. Bull. Am Mus. Nat. Hist. iii, pp. 117, &c.

— [See *Mniotiltidæ*, *Mimidæ*, *Corvidæ*, *Icteridæ*.]

— [See RIKER, C. B.]

CHENEY, J. v. The notes of some of our [American] Birds. Am. Nat. 1890, pp. 745-747.

CHERIE, G. R. Notes on the Nesting Habits of several Birds at San José, Costa Rica. Auk, vii, pp. 233-237.

[*Tyrannidæ*.]

— North American Birds found at San José, Costa Rica, with notes on their Migration. T. c. pp. 331-337.

CHERNEL, S. [See TSCHUSI ZU SCHMIDHOFEN.]

CHRISTY, M. The Birds of Essex: A Contribution to the Natural History of the County. Chelmsford: 1890, 8vo, pp. i-viii & 1-302.

— A Catalogue of Local Lists of British Birds. Zool. 1890, pp. 247-267.

CLARKE, W. EAGLE. On a Collection of Birds from Fort Churchill, Hudson's Bay. Auk, vii, pp. 319-322.

— The Birds of Jan Mayen Island. Zool. (3) xiv, pp. 1-16 & 42-51.

A translation, with notes of Dr. Fischer's paper published in 1886.

- COLLETT, R. [See *Anseriformes, Pterocletes, Turdidae.*]
- CORDEAUX, J. Ornithological Notes from the Humber District, in the Autumn of 1889. *Naturalist*, 1890, pp. 5-11 & 199-202.
- . [See *Scolopacidae.*]
- CORY, C. B. The Birds of the Bahama Islands. Revised Edition. Boston, U.S.A. : 1890, 4to, pp. 1-250, pls. i-viii [uncoloured].
- . On a Collection of Birds made during the Winter of 1889-90, by Cyrus S. Winch, in the Islands of St. Thomas, Tortola, Anegada, and Virgin Gorda, West Indies. *Auk*, vii, pp. 373-375.
- [*Trochili.*]
- COUES, E. Handbook of Field and General Ornithology. A Manual of the Structure and Classification of Birds, with instructions for collecting and preserving specimens. 8vo, pp. i-iv & 1-343.
- DALLA-TORRE, K. V., & TSCHUSI ZU SCHMIDHOFEN, V. V. VI. Jahresbericht 1887 des Comite's für ornithologische Beobachtungs-Stationen in Oesterreich-Ungarn. *Ornis*, vi, pp. 33-154, 201-286, & 591-593.
- DALLAS, W. S. Memoir of the late. [See *Zool.* 1890, pp. 268-270.]
- DARWIN, C. Journal of Researches into the Natural History and Geology of the Countries visited during the Voyage round the World of H.M.S. 'Beagle.' Illustr. New Edition. London : 1890, 8vo, pp. i-xvi & 1-551.
- DAVID, A. [See *Timeliidae.* See also OUSTALET, E.]
- DAVIES, G. C. [See WHITE, GILBERT.]
- DESCHMANN, KARL [THE LATE]. Beiträge zur Ornithologie Krains. MT. Musealver, Krain, ii, 1889, pp. 267-280.
- DE VIS, C. W. British New Guinea. Report of the Administrator for the Period 4th Sept. 1888 to 30th June 1889, App. C. Report on Birds from British New Guinea, 1890, 8vo, pp. 105-116.
- [See *Striges, Psittaciformes, Ptilonorhynchidae, Muscicapidae, Campophagidae, Laniidae, Meliphagidae, Zosteropidae, Turdidae.*]
- DIXON, C. Annals of Bird Life : a Year Book of British Ornithology. London : 1890, 8vo, pp. i-viii & 1-352.
- . Stray Feathers from many Birds ; being Leaves from a Naturalist's Note Book. London : 1890, 8vo, pp. i-viii & 1-231.
- DRESSER, H. E. Notes on some Birds Collected by Dr. G. Radde in the Transcaaspian Region. *Ibis*, 1890, pp. 342-344.
- Some rare species mentioned.
- . Three Weeks on the Guadalquivir. *Naturalist*, 1890, pp. 17-38.
- . [See *Coraciidae.*]

- DUBOIS, A. Compte rendu des observations ornithologiques faites en Belgique pendant les années 1887 à 1889. *Ornis*, vi, pp. 287-344.
- DURY, C. Notes on Ohio Birds. *J. Cincinn. Soc.* xiii, pp. 93-98.
- DUBALEU, P. E. Monographie Raisonnée des Oiseaux observés dans les départements des Landes, de la Gironde, du Gers, des Basses-Pyrénées, des Hautes-Pyrénées et sur le Golfe de Gascogne. *Bull. Soc. Borda-Dax*, xv, pp. 169-176.
- DWIGHT, J. [See *Alandida*.]
- ELLIOT, D. G. A List of Birds from North-East Borneo, with Field Notes by Mr. C. F. Adams. *Auk*, vii, pp. 346-349.
[*Turdida*.]
- . [See *Dendrocolaptida*.]
- EMERSON, W. O. Birds New or Rare in California. *Zoe*, i, pp. 44-46.
- . Migratory Instinct in Caged Wild Birds. *T. c.* pp. 80-82.
- ENTZ, G. Rapport sur les travaux zoologiques exécutés en Hongrie pendant les vingt dernières années. *Math. Nat. Ber. Ung.* lxx, pp. 382-395.
- EVANS, A. H. [See WILSON, S. B.]
- FEA, L. [See SALVADORI, T.]
- FEILDEN, H. W. [See *Procellariida*.]
- FISHER, MAJOR. Modern Falconry. *P. Cottesw. Nat. F. C.* x, pp. 39-71, fig.
- FITCH, E. A. Bird Migration. *Ess. Nat.* iv, pp. 1-16.
- FLOERICKE, C. Farben-varietäten unter den Vögeln des Breslauer Museums. *J. f. O.* 1890, pp. 94-98.
- FRIDERICH, C. G. Naturgeschichte der deutschen Vögel, einschliesslich der sämtlichen Vogel-arten Mitteleuropas. Stuttgart: Suppl. 1-8. Not seen by the Recorder. [*Cf. Z. Naturw.*, Bd. 63, pp. 69-71, 328 & 329.]
- FÜRBRINGER, MAX. Untersuchungen zur Morphologie und Systematik der Vögel, zugleich ein Beitrag zur Anatomie der Stütz- und Bewegungsorgane. Angeseigt von F. Helm. *Biol. Centralbl.* ix, pp. 204-217, 385-396, & 499-510.
- GADEAU DE KERVILLE, H. Faune de la Normandie. Fasc. II. Oiseaux. Paris: 1890, 8vo, pp. 65-359. [Separately published, from *Bull. Soc. Rouen* (3) xxv, pp. 65-358.]
- . Biographie de P. E. Lemetteil et Liste de ses travaux scientifiques. *Bull. Soc. Rouen* (3) xxvi, pp. 95-99.

- GADOW, H. [BRONN, H. G.]. Klassen und Ordnungen des Thierreichs, wissenschaftlich dargestellt in Wort und Bild. Lief. 23-36. Leipzig und Heidelberg; 1890, 8vo, pp. 705-880, taf. xxxvi-liv. [Cf. Zool. Rec. xxvi, *Aves*, p. 14.]
- GADOW, H. Descriptions of the modifications of certain organs which seem to be illustrations of the inheritance of acquired characters in Mammals and Birds. Zool. Jahrb. (Systematik) pp. 629-646, taf. xliii & xliv.
[*Fringillidæ*, *Charadriidæ*, *Anatidæ*, *Casuariiformes*, *Struthioniformes*, *Procellariiformes*.]
- GARDINER, J. N. List of Rugby Birds. Rep. Rugby Soc. 1889, pp. xxxix & xl.
- GIGLIOLI, E. H. Primo Resoconto dei Risultati della Inchiesta Ornitologica in Italia. Parte Seconda. Risultati della Inchiesta Ornitologica nelle singole provincie. Firenze: 1890, 8vo, pp. i-viii & 1-697.
—, & MANZELLA, A. Iconografia dell' Avifauna Italica ovvero Tavole illustranti le Specie di Uccelli che trovansi in Italia con brevi descrizioni e note. Prato (Toscana); 1890, pt. xlii.
- GIVOIS, A. Les Oiseaux du plateau central. Rev. Sci. Bourb. iii, pp. 25-37. [Cf. Zool. Rec. xxvi, *Aves*, p. 15.]
- GODMAN, F. D., & SALVIN, O. Biologia Centrali-Americana; or, Contributions to the Knowledge of the Fauna and Flora of Mexico and Central America. London; 1887, 4to, Zoology, pt. xc, *Aves*, pp. 105-128, tab. 48-43.
[*Pipridæ*, *Cotingidæ*.]
- GOODE, G. BROWN. The Origin of the National Scientific and Educational Institutions of the United States. 8vo. 1890, pp. 1-112.
- GOODWIN, A. P. Notes on the Paradise Birds of British New Guinea. Ibis, 1890, pp. 150-156.
[*Paradisidæ*.]
- GRAHAM, H. D. The Birds of Iona and Mull, with a Memoir of the Author, Edited by J. A. HARVIE-BROWN. Edinburgh: 1890, 8vo, pp. i-xvi & 1-279.
- GRANT, R. [See CAIRNS, E. J.]
- GRANT, W. R. OGILVIE. [See OGILVIE-GRANT.]
- GRIEG, J. A. En Zoologisk Ekspedition til Husøen. Bergens Mus. Aarsber. 1889, No. 6, figs. i-iv.
- GÜNTHER, A. The late Mr. Booth's Collection of Birds. Zool. 1890, pp. 213 & 214.
- GURNEY, J. H. Ornithological Notes from Norfolk. *Op. cit.* (3) xiv, pp. 55-58 & 332-334.
— . [See also *Falconidæ*, *Striges*, *Fringillidæ*, *Paridæ*.]

- [GURNEY, J. H.] Memoir of the late. Zool. 1890, pp. 194-199.
- GUTHRIE, F. On the Soaring of Birds. Nature, xliii, pp. 8, 9, & 30.
- HAMILTON, E. The River-side Naturalist. Notes on the various Forms of Life met either in, on, or by the Water, or in its immediate vicinity. 8vo, pp. i-xviii & 1-402.
- HANCOCK, J. Memoir of the late. J. E. HARTING, Zool. 1890, pp. 441-447, pl. i. [Cf. also Nature, 1890, pp. 357 & 358 ; Nature, xlii, p. 616.]
- HARGITT, E. Catalogue of the *Picariæ* in the Collection of the British Museum. Scansores, containing the family *Picidæ*. [Vol. xviii of the "Catalogue of Birds."] 1890, 8vo, pp. i-xvi & 1-598, pls. i-xv. [*Pici*.]
- HARTERT, E. Ornithologische Notizen. J. f. O. 1890, pp. 100-103. [*Striges, Alaudidæ*.]
- . Vorläufiges über einige neue Vogelarten. T. c. pp. 154-156. [*Timeliidæ, Pycnonotidæ*.]
- . Über Oologie und ihre Bedeutung für die Wissenschaft. Ber. Senck. Ges. 1890, pp. 37-49.
- HARTING, J. E. On an Unpublished MS. of WILLIAM MARKWICK on the Birds of Sussex. Zool. 1890, pp. 335-345.
- . A Commentary on Sir John Sebright's Observations on Hawking. T. c. pp. 417-421.
- . The Booth Museum at Brighton. T. c. pp. 447-453. [Cf. GUNTHER, A.]
- . [See also *Procellariidæ*.]
- . [See also HANCOCK, J.]
- HARTLAUB, G. Ueber eine Sammlung Chinesischen Vögel. Abh. Ver. Brem. xi, pp. 393-408.
- . Ueber einige neue von Dr. Emin Pacha im inneren Ostafrika entdeckte Arten. J. f. O. 1890, pp. 150-154. [*Nectariniidæ, Sylviidæ, Turdidæ*.]
- HARVIE-BROWN, J. A. [See GRAHAM, H. D.]
- HEINE, F., & REICHENOW, A. Nomenclator Musei Heineani Ornithologici. Verzeichniss der Vögel-Sammlung des K. Oberamtmann's Ferdinand Heine. Berlin : [1882-] 1890, roy. 8vo, pp. i-vi & 1-375.
- A list of species contained in the celebrated private collection of Ferdinand Heine. The types described in the "Museum Heineanum" are specially indicated, and numbers of new or amended names of genera are proposed, which are noticed under the headings of the respective families to which they belong. [Cf. Ibis, 1891, p. 278.]
- HERMAN, O. Entgegnung. Ornis, vi, pp. 442-447.
- HELM, F. [See FÜRBRINGER, M.]

- HERRERA, A. L. Notas acerca de los Vertebrados del Valle de Mexico. *Aves. Nat. Mex.* (2) i, pp. 319-330, 341 & 342.
- HOLTZ, L. [See *Pterocletes.*]
- JAGERSKIÖLD, I. [See LONNBERG, E.]
- JAMESON, H. G. The Problems of Flight. *Tr. Eastb. Soc.* ii, pp. 150-156.
- JAMESON, J. S. [THE LATE]. [See SHARPE, R. B.; SHELLEY, G. E.]
- JUNKER, W. Travels in Africa during the years 1875-1878. *Illustr.* Translated from the German by A. H. KEANE. London: 1890, 8vo, pp. i-viii & 1-582, map.
Various notes on Birds.
- KAISER, A. Beiträge zur Ornithologie von Ægypten. *Ornis*, vi, pp. 455-546.
- KEANE, A. H. [See JUNKER, W.]
- KEELER, C. A. Song Birds about Francisco Bay. *Zool.* i, pp. 116-120.
- . The Geographical Distribution of Land Birds in California. *T. c.* pp. 225-230, 257-260, & 295-299, pl. ix.
- . Observations on the Life History of the House Finch (*Carpodacus mexicanus frontalis*). *Zoe*, i, pp. 172-176, pl. vi.
Contains some good pterylographical notes, with figures.
- KELLER, F. C. *Ornis Carinthiæ. Die Vögel Kärntens. Verzeichniss der bis jetzt in Kärnten beobachteten Vögel, nebst Bemerkungen über deren Zug, Lebensweise, locale Eigenthümlichkeiten.* JB. Mus. Kärnt. 1890, pp. 1-242.
- KELSALL, J. E. A briefly annotated List of the Birds of Hampshire and the Isle of Wight. *P. Hampshire F. Club*, i, pp. 90-118.
- KEMPEN, CH. VAN. Des causes de la diminution des Oiseaux dans le Nord de la France. *Bull. Soc. Z. Fr.* xv, pp. 124-126.
- KERR, J. G., Letter from. *Ibis*, 1890, pp. 350-365.
Notes on Birds of the Pilcamayo River.
- KIRK, T. W. The Soaring of the Hawk. A possible reason for the Notched Wing. *Tr. N. Z. Inst.* xxii, pp. 325 & 326; *Tr. R. Soc. S. Austr.* xiii, pp. 110 & 111.
- KNUDSEN, V. [See STEJNEGER, L.]
- KÖNIG, A. Ornithologische Forschungsergebnisse einer Reise nach Madeira und den Canarischen Inseln. *J. f. O.* 1890, pp. 257-488, taf. i-viii.
A full account of the author's journey, with plentiful field notes. Most of the new insular forms were described in 1889. [*Cf. Zool. Rec.* xxvi, *Aves*, p. 19.] [*Procellariidæ, Falconidæ, Strigæ, Picidæ, Columbæ, Corvidæ, Turdidæ, Regulidæ, Paridæ, Motacillidæ.*]

- KÖNIG-WARTHAUSEN, R. Naturwissenschaftlicher Jahresbericht, 1888. JH. Ver. Württ. 1890, pp. 136-171.
- . Ueber den Nestbau der Vögel. *T. c.* pp. 241-284.
- KÜKENTHAL, W. [See WALTER, A.]
- KUTTER, F. Ueber die wissenschaftliche Bedeutung der Oologie. 34 & 35 Ber. Ver. Cassel, pp. 67-85.
- LEMETTEIL, P. E. [THE LATE]. [See GADEAU DE KERVILLE, H.]
- LEVERKÜHN, P. Ueber Farbenvarietäten bei Vögeln. II. J. f. O. 1890, pp. 168-232.
- . [See BERLEPSCH, H. VON.]
- LILFORD, LORD. Coloured Figures of the Birds of the British Islands. Parts xii-xvi. [Cf. Zool. Rec. xxvi, *Aves*, p. 20.]
The species figured are mentioned under the headings of their respective families.
- LINK, J. A. Nachträge zu der in XIV. Berichte 1887 von Seite 1-33 erschienenen "Vogelfauna der Hassberge und deren Umgebung." Ber. naturf. Ges. Bamberg, xv, pp. 35-38.
- LONNBERG, E. Ueber das Vorkommen eines Darmdivertikels bei den Vögeln. Biol. Fören. 1890, pp. 31-36.
- LOOMIS, L. M. Observations on some of the Summer Birds of the mountain portions of Pickens County, South Carolina. *Auk*, 1890, pp. 30-39 & 124-130.
- LORENZ, TH. VON. [See *Fringillidæ*.]
- LORIA, L. [See SALVADORI, T.]
- LUCAS, F. A. The Expedition to Funk Island, with observations upon the History and Anatomy of the Great Auk (*Alcidæ*). Rep. U. S. Nat. Mus. 1887-88, pp. 493 & 529, pls. lxxi-lxxiii.
- . Catalogue of Skeletons of Birds collected at the Abrolhos Islands, Brazil, the Straits of Magellan, and the Galapagos Islands, in 1887-88. P. U. S. Nat. Mus. xiii, pp. 127-130.
- . Notes on the Osteology of the *Paridæ* [*q.v.*], *Sitta* [*Sittidæ*], and *Chamæa* [*Chameidæ*]. *T. c.* pp. 337-345, pl. xxvii.
- LYDEKKER, R. On the Remains of some large Extinct Birds from the Cavern Deposits of Malta. P. Z. S. 1890, pp. 403-411, pls. xxxv & xxxvi.
[*Vulturidæ*, *Gruiformes*, and *Anseriformes*.]
- MANZELLA, A. [See GIGLIOLI, E. H.]
- MARCONNET, F. Notes sur quelques Oiseaux. Bull. Soc. Autun, iii, pp. 100-108.
- MARTORELLI, G. [See *Scolopacidæ*.]

- MATSCHE, P. [See *Accipitriformes, Striges.*]
- MAZZA, F. Sul metacromatismo delle piume in alcuni Uccelli. *Atti Soc. Ligust. Genova*, i, pp. 243-259.
- MEADE-WALDO, E. G. [See *Paridæ.*]
- MEARNS, E. A. Observations on the Avifauna of portions of Arizona. *Auk*, 1890, pp. 45-55 & 251-264.
- . Addendum to a List of the Birds of the Hudson Highlands, with Annotations. *T. c.* pp. 55 & 56.
- . Descriptions of a New Species and Three New Subspecies of Birds from Arizona. *T. c.* pp. 243-251.
[*Fringillidæ, Picidæ.*]
- MEINERT, F. *Philornis modesta*, en paa Fugle snyltende Tachinarie. *Vid. Medd.* 1889, pp. 304-317, taf. vi.
- MERRIAM, C. H. North American Fauna. No. 3. Results of a Biological Survey of the San Francisco Mountain Region and Desert of the Little Colorado, Arizona. Part IV. Annotated List of Birds. Washington: 1890, 8vo, pp. 38-41.
- MEYER, A. B. Abbildungen von Vogel-Skeletten herausgegeben mit Unterstützung der Generaldirection der königl. Sammlungen für Kunst und Wissenschaft in Dresden. Pts. xiv & xv, pp. 9-22, pls. cxxxi-cl.
The species figured are mentioned under the heads of the respective families.
- . [See *Pelecani, Sturnidæ, Trochili.*]
- , & HELM, F. v. Jahresbericht (1889) der Ornithologischen Beobachtungstationen in Königreich Sachsen. Dresden: 1890, 4to, pp. i-iv & 1-80.
- MIDDENDORFF, E. v. III. Ornithologischer Jahresbericht (1887) aus den Russischen Ostsee-Provinzen. *Ornis*, vi, pp. 163-200.
- MILLER, G. S. Cape Cod Field Notes. *Auk*, vii, pp. 226-229.
- MODIGLIANI, E. Un Viaggio a Nias [with maps and illustr.]. Milano: 1890, roy. 8vo, pp. i-xvi & 1-724, pls. i-xv.
- MONTESUS, F. B. DE. Ornithologie de Saone-et-Loire. *Mém. Soc. Saone*, vii, pp. 69-180. [Études Ornithologiques, pp. 69-116. Statistique des oiseaux du Département, pp. 117-180.]
- MORE, A. G. A List of Irish Birds, showing the Species contained in the Science and Art Museum, Dublin. Second Edition. 8vo, 38 pp.
- MORTIMER, D. Notes on Habits of a few Birds of Orange County, Florida. *Auk*, vii, pp. 337-343.

MURRAY, J. A. The Avifauna of British India. Part iv, pp. 497-838.
[Cf. Zool. Rec. xxvi, *Aves*, p. 24.] Woodcuts.

[*Pterocletes*.]

NANSEN, F. The First Crossing of Greenland. 2 vols. 1890, 8vo.
Vol. I, pp. i-xxii & 1-510; Vol. II, pp. i-x & 1-510. Maps and
plates.

*NEHRLING, H. North American Birds. Parts i & ii. 4to. 1890.

NEWTON, A. [See *Pterocletes*.]

NEWTON, SIR E. On the Reported Discovery of Dodo Bones in a
Cavern in Mauritius. P. Z. S. 1890, pp. 402 & 403.

NEWTON, E. T. Note on the Bones of small Birds obtained by Prof.
Nation from below the Nitrate Beds of Peru. T. c. pp. 375 & 376.

NICHOLSKY, A. Sur la forme de l'Œuf des oiseaux. Rev. Sci. Nat. St.
Petersb. 1890, pp. 105-113. [Cf. also WAGNER, W., t. c. pp. 176-179.]

NORTH, A. I. Descriptive Catalogue of the Nests and Eggs of Birds
found breeding in Australia and Tasmania. 1889, 8vo, pp. i-vii &
1-418, pls. i-xxi.

The eggs of the species figured are mentioned under the headings of
their respective families.

— [See *Muscicapidæ*.]

OATES, E. W. The Fauna of British India, including Ceylon and
Burma. Birds. Vol. II. 1890, 8vo, pp. i-x & 1-407.

Concludes the *Passeres* in this important work. [See *Laniidæ*, *Musci-
capidæ*, *Turdidæ*, *Fringillidæ*, *Motacillidæ*, *Nectariniidæ*, *Diccidæ*.] [Cf.
SHARPE (Review), Field, March 15, 1890. (Review reprinted), J. Bomb.
N. H. Soc. v, pp. 167-175 & 300-305.]

— The Nests and Eggs of Indian Birds. By ALLAN O. HUME.
Second Edition. Vol. II, 1890, 8vo, pp. i-x & 1-420, 4 pls. (portraits
of Ornithologists). Vol. III, pp. i-x & 1-461, 4 pls. (portraits of
Ornithologists).

Ogilvie Grant, W. R. [See *Perdiciidæ*, *Rallidæ*, *Hemipodii*, *Scolopacidæ*.]

OUSTALET, E. Description de nouvelles espèces d'Oiseaux du Tonkin,
du Laos et de la Cochinchine. Bull. Soc. Z. Fr. xv, pp. 153-159.

[*Timeliidæ*.]

— [See also *Cypseli*, *Alcedinidæ*, *Fringillidæ*.]

— [See also DAVID, A.]

PALING, O. C. Notes on the *Fringillidæ* of Western Illinois. Auk, vii,
pp. 238-243.

[*Fringillidæ*.]

PARKER, T. J. [See *Apteryges*.]

- PARKER, W. K. On the Morphology of the Duck and Auk Tribe. 1890, 4to, 132 pp., 9 pls [Cunningham Memoirs : No. 6.]
- . Memoir of the late. Zool. 1890, pp. 302–306 ; Nature, xlii, p. 297.
- . [See also *Opisthocomiformes*.]
- PATERSON, A. M. On the Fate of the Muscle-plate, and the Development of the Spinal Nerves and Limb Plexuses in Birds and Mammals. Stud. Biol. Lab. Owen's Coll. ii, pp. 103–122, pls. vii & viii.
- PAVESI, P. Calendario Ornitologico Pavese. Bull. Sci. Pavia, xii, pp. 36–46.
- PELZELN, A. VON. Geschichte der Säugethier- und Vogel-Sammlung des k. k. naturhistorischen Hofmuseums. Ann. Hofmuseum. Wien, v, pp. 500–539.
- PICIGLIA, L. Osservazioni sull' Ornitologia del Modenese. Atti Soc. Mod. Mem. (3) ix, pp. 10–16.
- PICKERING, J. W. [See SHORE, T. W.]
- PLATEAU, M. Procédé pour la préparation des Poches Aériennes des Oiseaux. Bull. Soc. Z. Fr. xv, p. 71. [Cf. also BIGNON, F., *t. c.* p. 99.]
- PLATEN, DR. [See BLASIUS, W.]
- PLESKE, T. Ornithographia Rossica. Die Vogelfauna des Russischen Reichs. Bd. ii, Lief. iii (*Hypolais*, *Luscinola*); Lief. iv (*Acrocephalus*), pp. xix–xl & 321–560, tab. iii.
[*Sylviidae*.]
- PENNOCK, C. J. [See *Buteoninae*.]
- PRICE, W. SALTER. My Third Campaign in East Africa : a Story of Missionary Life in Troublous Times. London : 1890, 8vo.
- PYCRAFT, W. P. A Contribution to the Pterylography of Birds' Wings. Tr. Leicester Soc. (n.s.) ii, pp. 123–144.
- QUELCH, J. J. On the Habits of the Hoatzin (*Opisthocomus cristatus*). Ibis, 1890, pp. 327–335. [See *Opisthocomiformes*.]
- RABÉ, F. Observations sur le Passage des Oiseaux dans le Département de l'Yonne. Bull. Soc. Yonne, xliii, pt. ii, pp. 75–84.
- . Congrès International d'Agriculture. Section vi. Protection des Oiseaux. *Op. cit.* xliv, pt. ii, pp. 37–62.
- RADDE, G. Vierter Nachtrag zur *Ornis caucasica*. Ornith., vi, pp. 400–441.
- RALPH, W. L., & BAGG, E. Additional Notes on the Birds of Oneida County, New York. Auk, vii, pp. 229–232.

- RAMSAY, E. P. Report on a Zoological Collection from the Solomon Islands. *Rec. Austral. Mus.* i, pp. 3-5.
 [*Muscicapidæ.*]
 —. [See *Accipitriformes, Striges.*]
- RAMSAY, R. G. WARDLAW. [See *Columbæ.*]
- RASPAIL, X. [See *Striges.*]
- REICHENOW, A. Bemerkungen ueber einige afrikanische Arten. *J. f. O.* 1890, pp. 74-78.
 [See *Ploceidæ, Fringillidæ, Alaudidæ, Turdidæ, Percididæ.*]
 —. Anleitung zum Bestimmen der deutschen Enten, Gänse, und Schwäne. *T. c.* pp. 80-85.
 Gives diagnoses of all the German species of Ducks, Geese, and Swans.
 —. Anleitung zum Bestimmen der deutschen Schnepfen, Brachvögel, und Regenpfeifer. *T. c.* pp. 85-88.
 Gives diagnoses of all the German species of *Scolopacidæ.*
 —. Die Vögel von Kamerun. *T. c.* pp. 103, &c.
 187 species are now recorded from this locality.
 —. [See *Accipitres, Muscicapidæ, Dicedæ, Timeliidæ.*]
 —. [See HEINE, F.]
- REID, G. Catalogue of the Birds in the Provincial Museum (N. W. P. and Oudh, Lucknow), on the 1st of April, 1889. Allahabad: 1890, 8vo, pp. i-iv & 1-357.
- REISER, O. [See *Anseriformes, Accipitrinæ, Alaudidæ.*]
- RHOADS, S. N. Probable causes of polygamy among Birds. *Am. Nat.* 1890, pp. 1024-1036.
- RIDGWAY, R. Further Notes on the Genus *Xiphocolaptes* of Lesson. *P. U. S. Nat. Mus.* xiii, pp. 47 & 48.
 [*Dendrocolaptidæ.*]
 —. [See also *Ralliformes, Buteoninæ, Fringillidæ.*]
- RIDLEY, H. N. Notes on the Zoology of Fernando Noronha. *J. L. S.* xxi, pp. 473-480.
 Birds, by R. B. SHARPE, pp. 477-480. [*Vireonidæ.*]
- RIKER, C. B. A List of Birds observed at Santarem, Brazil, with annotations by F. M. CHAPMAN. *Auk*, vii, pp. 131-137 & 265-271.
 [*Mimidæ.*]
- RIVES, W. C. A Catalogue of the Birds of Virginia. *P. Newport Nat. Hist. Soc.* 1889-90, Dec. vii, pp. 1-100.
- ROCHÉ, G. Note sur l'Appareil Aérifère des Oiseaux. *Bull. Soc. Philom.* 1890-91, pp. 5-17, 131, & 132.

- [ROCHÉ, G.] Appareil Aérifère der Rallidés. *T. c.* pp. 107-109.
- ROLLES, F. [See *Striges.*]
- ROLLINAT, R. Variétés de Coloration chez des Oiseaux de l'Indre. Bull. Soc. Z. Fr. xv, pp. 225-229.
- ROMITA, V. DE. Aggiunte alla Ornitologia Pugliese. Bari: 1890, 8vo, pp. 1-16, pl. i.
[*Motacillidæ.*]
- ROOPER, G. Notes on Birds observed in Hertfordshire during the year 1889. Tr. Hertf. Soc. vi, pp. 89-96.
- ROPE, G. T. Natural History Notes from Suffolk. Zool. 1890, pp. 288-297 & 325-332.
- SALVADORI, T. Aggiunte alla Ornitologia della Papuasias e delle Molucche. Parte seconda, Passeres. Mem. R. Accad. Torino (2) xi, pp. 193-293.
[*Dicruridæ, Campophagidæ, Laniidæ.*]
- . Descrizione di tre nuove specie di Uccelli raccolte nei Monti Carin da Leonardo Fea. Ann. Mus. Genov. (2) vii, pp. 363 & 364.
[*Timeliidæ, Sturnidæ.*]
- . Viaggio di Lamberto Loria nella Papuasias orientale. Collezioni ornitologiche. Nota prima. Uccelli di Pulo Penang, di Timor Cupang, di Pulo Semao, et di Port Darwin. *Op. cit.* ix, pp. 476-505.
- . Nota seconda. Uccelli della Nuova Guinea Meridionale-orientale. *T. c.* pp. 554-592.
- . Letter from. *Ibis*, 1890, pp. 124-126.
Refers to genera omitted from Mr. Waterhouse's List. [*Zool. Rec.* xxvi, *Aves*, p. 39.]
- . [See also *Psittaci, Caprimulgidæ, Muscicapidæ, Pittidæ.*]
- SALVIN, O. A List of the Birds of the Islands of the Coasts of Yucatan and of the Bay of Honduras. Conclusion. *Ibis*, 1890, pp. 84-95. [*Cf. Zool. Rec.* xxvi, p. 3.]
Adds two species to the list already given. A complete tabular arrangement is given, showing the distribution of species through the islands, with a comparison of the avifauna of the neighbouring countries. [See also *Vireonidæ.*]
- . [See GODMAN, F. D.]
- SANDAGER, F. Observations on the Mokohinou Islands and the Birds which visit them. Tr. N. Z. Inst. xxii, pp. 286-294.
[*Procellariidæ.*]
- SHAECK, F. DE. Note sur les Migrations des Oiseaux a travers les montagnes. Bull. Soc. Z. Fr. xv, p. 18.

[SHAECK, F. DE.] [See *Paridæ*.]

SCHÄFF, E. Ornithologische Notizen. J. f. O. 1890, pp. 157-159.

— . [See also *Pterocletes*.]

SCHALOW, H. Neue Beiträge zur Vogelfauna von Brandenburg. T. c. pp. 1-74.

Gives also a complete list of the birds known to occur in Brandenburg, and a "Bibliographia ornithologia marchica."

SCHULZ, F. Verzeichniss der bisher in Krain beobachteten Vögel. MT. Musealver. Krain, iii, 1890, pp. 341-362.

SCLATER, P. L. Catalogue of the *Passeriformes* or Perching Birds in the collection of the British Museum. Tracheophonæ, or the Families *Dendrocolaptidæ* [q.v.], *Formicariidæ* [q.v.], *Conopophagidæ* [q.v.], and *Pteroptochidæ* [q.v.]. 1890, 8vo, pp. i-xviii & 1-371, pls. i-xx. [Vol. xv of The Catalogue of Birds.] [Cf. ALLEN, J. A., Auk, 1891, pp. 379 & 380.]

— . Remarks on the Fifth Cubital Remex of the Wing in the *Carinatae*. Ibis, 1890, pp. 77-83.

Summarises all the facts yet recorded respecting the presence or absence of the fifth pinion in Carinate Birds.

— . [See *Rheiformes*, *Numididæ*, *Anseriformes*, *Steatornithes*, *Rhamphastides*, *Laniidæ*.]

SCOTT, W. E. D. A Summary of Observations on the Birds of the Gulf Coast of Florida. [Zool. Rec. xxvi, *Aves*, p. 33.] Auk, vii, pp. 14-22 & 114-120.

[*Mniotiltidæ*, *Sittidæ*.]

— . On Birds observed at the Dry Tortugas, Florida, during parts of March and April, 1890. T. c. pp. 301-314.

— . [See *Phænicopteriformes*, *Columbiformes*, *Meleagridæ*, *Hirundinidæ*.]

SEBRIGHT, SIR J. [See HARTING, J. E.]

SEEBOHM, H. Classification of Birds: an attempt to diagnose the Subclasses, Orders, Suborders, and some of the Families of existing Birds. 1890, 8vo, pp. i-xii & 1-53.

— . An attempt to diagnose the Pico-Passerine Group of Birds and the Suborders of which it consists. Ibis, 1890, pp. 29-37.

Gives the diagnostic characters of the *Passeres*, *Eurylami*, *Upupa*, *Scansores*, and *Heterodactyli*.

— . The Birds of the Japanese Empire. 1890, roy. 8vo, pp. i-xxiv & 1-386, with map and numerous woodcuts.

Literature (pp. 1-18), Geographical Distribution (pp. 20-41), Classification and Identification of Japanese Birds (pp. 42-376), Index (pp. 377-386). The author includes in the Japanese avifauna all the outlying

1890. [VOL. XXVII.]

islands, such as the Liu Kiu group, etc. The scheme of classification (*vide supra*) is further developed.

[SEEBOHM, H.] On the Birds of the Bonin Islands. *Ibis*, 1890, pp. 95-108.

Describes the collections made by Mr. Holst. 15 species are resident, of which 11 are land-birds and 8 are peculiar to the islands; 1 is new. [*Fringillidæ*.]

— On New or Little-known Birds from South Eastern China. P. Z. S. 1890, pp. 341-345, pl. xxvii.

[See *Cathartidiformes*, *Pycnonotidæ*, and *Timeliidæ*.]

— The Migrations of Birds. Rep. Ealing Soc. 1889, pp. 6-8.

— [See *Columbæ*, *Turdidæ*.]

SELOUS, F. C. A Hunter's Wanderings in Africa; being a Narrative of Nine Years spent amongst the Game of the far Interior of South Africa. 8vo, 1890, pp. i-xviii & 1-450.

SENNETT, G. B. [See *Troglodytidæ*.]

SHARPE, R. B. Catalogue of the *Passeriformes*, or Perching Birds, in the Collection of the British Museum. Sturniformes, containing the Families *Artamidæ* [q.v.], *Sturnidæ* [q.v.], *Ploceidæ* [q.v.], *Alaudidæ* [q.v.]; also the families *Atrichiidæ* [q.v.] and *Menuridæ* [q.v.]. [Vol. xiii of The Catalogue of Birds.] 8vo, 1890, pp. i-xvi & 1-702, pls. i-xv.

— The Ornithological Work of J. S. Jameson. Natural History Appendix to the late J. S. Jameson's "Story of the Rear Column of the Emin Pasha Relief Expedition." 8vo, 1890, pp. 392-422.

[*Aquilinæ*, *Muscicapidæ*.]

— On the Ornithology of Northern Borneo; with Notes by John Whitehead. *Ibis*, 1890, pp. 1-24, 133-149, & 273-292, pls. iv & viii. [*Cf.* *Zool. Rec.* xxvi, *Aves*, p. 33.]

Concludes the paper, and gives a tabular comparison of the avifauna of Kinu Balu with that of the surrounding countries, marking the altitude of the species on the mountain itself. [*Diceidæ*, *Zosteropidæ*, *Perdicidæ*.]

— On a Collection of Birds from Mount Penrisen, Sarawak. *T. c.* pp. 366-377.

Several Kina Balu species are recorded from Penrisen. One is new (*Muscicapidæ*).

— See H. N. RIDLEY'S Notes on the Zoology of Fernando Noronha. *Aves*. J. L. S. xx, pp. 477-480. [*Vireonidæ*.]

— [See also *Accipitriformes*, *Coraciidæ*, *Upupa*.]

— [See also WYATT, C. W.]

- SHELLEY, G. E. On a Collection of Birds made by the late Mr. J. S. Jameson, on the Aruwihimi River, Upper Congo. *Ibis*, 1890, pp. 156-170, pl. v.
72 species mentioned ; 2 are new. [*Turdida*, *Diceida*.]
- SHERBORN, C. DAVIES. [See WOODWARD, SMITH.]
- SHICK, C. S. Birds found breeding on Seven Mile Beach, New Jersey. *Auk*, vii, pp. 326-329.
- SHUFELDT, R. W. Myology of the Raven (*Corvus corax sinuatus*). A Guide to the Study of the Muscular System in Birds. 8vo, 1890, pp. i-xix & 1-343.
- Contributions to the Comparative Osteology of Arctic and Sub-Arctic Birds. Part v. *J. Anat. Phys.* xxiv, pp. 89-116, pls. vi-viii. [*Alciformes*.]
- Part vi. *T. c.* pp. 169-187, pls. xi & xii. [*Podicipedidiformes*, *Colymbiformes*.]
- Part vii. *T. c.* pp. 543-566. [*Lariformes*.]
- Part viii. *T. c.* pp. 60-77. [*Lariformes*.]
- [See also *Coccothraustina*.]
- SHORE, T. W., & PICKERING, J. W. The Proamnion and Amnion in the Chick. *J. Anat. Phys.* xxiv, pp. 1-20, pl. i.
- SIMON, E. [See *Trochili*.]
- SMITH, CECIL, Memoir of the late. *Zool.* 1890, pp. 428-431.
- SMITH, H. M. [See *Emberizina*.]
- SOUTHWELL, T. [See STEVENSON, H.]
- STEERE, J. B. A List of the Birds and Mammals collected by the Steere Expedition to the Philippines, with localities, and with brief preliminary descriptions of supposed new species. 8vo, 1890 (July 14), pp. 1-30.
[See *Psittaci*, *Accipitrina*, *Picina*, *Alcedinida*, *Coccyges*, *Bucerotes*, *Campophagida*, *Muscicapida*, *Oriolida*, *Timeliida*, *Pycnonotida*, *Turdida*, *Zosteropida*, *Meliphagida*, *Diceida*, *Nectariniida*, *Corvida*, *Eurylemi*.]
- STEINEN, K. VON DER. Allgemeines über die Zoologische Stätigkeit und Beobachtungen über das Leben der Robben und Vögel auf Sud-Georgien. Baud II of "Die Deutsche Expeditionen und ihre Ergebnisse." [Die Internationale Polarforschung.] Berlin: 1890, 8vo, pp. 194-279, with pls.
- STEJNEGER, L. Notes on a Third Collection of Birds made in Kauai, Hawaiian Islands, by Valdemar Knudsen. P. U. S. Nat. Mus. xii, pp. 377-386.
[*Sternina*, *Diceida*.]

STEPHENS, F. [See *Vireonida*.]

STEVENSON, H. [THE LATE]. The Birds of Norfolk, with Remarks on their Habits, Migration, and Local Distribution. Continued by T. SOUTHWELL. Vol. III. London and Norwich: 1890, 8vo, pp. i-xiv & 1-432, pls. i-v.

STOLZMANN, J. Ladislas Taczanowski — Biographie. *Ornis*, vi, pp. 160-162.

STONE, W. On Birds collected in Yucatan and Southern Mexico. P. Ac. Philad. 1890, pp. 201-218.

[See *Emberizinae*.]

—. [See *Striges*.]

SWINBURNE, J. [See *Regulidae*.]

TACZANOWSKI, L., Memoir of the late. [See STOLZMANN, J.]

TEGETMEIER, W. B. On the principal Modern Breeds of the Domestic Fowl. *Ibis*, 1890, pp. 304-327.

The author's well known accomplishments as an authority on fowls render this an important article. Twenty woodcuts illustrate the paper.

THOMPSON, D'ARCY W. Studies from the Museum of Zoology in University College, Dundee, i, No. 10, pp. 1-15.

[*Hesperornithiformes*.]

TITCHENER, E. B. Pectination in Birds' Claws. *Nature*, xliii, pp. 108, 104, & 248. [Cf. H. R. DAVIES, *t. c.* p. 368.]

TOWNSEND, C. H. Birds from the Coasts of Western North America and adjacent Islands, collected in 1888-89, with Descriptions of New Species. P. U. S. Nat. Mus. xiii, pp. 131-142.

[*Striges*, *Columbiformes*, *Troglodytidae*, *Emberizinae*, *Alaudidae*, *Mniotiltidae*, *Procellariidae*.]

TRISTRAM, H. B. On the Peculiarities of the Avifauna of the Canary Islands. *Rep. Brit. Ass.* 1889, p. 616.

—. Notes on the Island of Palma, in the Canary Group. *Ibis*, 1890, pp. 67-76, pl. iii.

Consists of field-notes, written with the observing powers which have characterised all this writer's essays in the "*Ibis*" for thirty years. [See *Fringillidae*.]

TSCHUSI ZU SCHMIDHOFEN, V. RITTER VON. *Ornithologisches Jahrbuch*, i, pp. 1-244.

[*Tetraonidae*, *Sturnidae*, *Fringillidae*.]

— & CHERNEL, S. Die Ornithologische Literatur Oesterreich-Ungarns (1889). *T. c.* pp. 217-224 & 228-240.

—. [See DALLE-TORRE, K. v.]

USSHER, R. J. On the Coast of Connaught. *Zool.* 1890, pp. 361-371.

—. [See *Fringillidae*.]

- VALLON, G. Excursioni Ornitologiche nel Frioli. (II Serie.) Boll. Soc. Adr. xii, pp. 59-127.
- VIAN, J. [See *Hirundinidæ*.]
- VORDERMAN, A. G. Tweede Bijdrage tot de Kennis der Ornithologie van Sumatra. Nat. Tijdschr. Nederl. Ind. xlix, pp. 38-70.
- . Les Oiseaux de Sumatra et leur présence dans les îles avoisinantes. *T. c.* pp. 381-442.
- . De Vogels van Billiton. *Op. cit.* 1, afl. 4, pp. 411-519.
- . [See *Megapodii*.]
- WAGNER, W. [See NICHOLSKY, A.]
- WALDO. [See MEADE-WALDO, E. G.]
- WALTER, A. Ornithologische Ergebnisse der von der Bremer Geographischen Gesellschaft im Jahre 1889 veranstalteten Reise nach Ostspitzbergen (aus dessen hinterlassenen Notizen bearbeitet von W. Kükenthal). *J. f. O.* 1890, pp. 233-255.
- WARREN, R. Ornithological Notes from Mayo and Sligo. *Zool.* 1890, pp. 129-133.
- WEBER, M. Zoologische Ergebnisse einer Reise in Niederländisch Ost-Indien. Band. I. Leiden: 1890, roy. 8vo, pp. 1-12 & 1-460, pls. i-xxv.
- WESTERMAN, G. F., Memoir of the late. A. VON PELZELN, *MT. orn.* Ver. Wien, xiv, pp. 135 & 136.
- WHITE, GILBERT. The Natural History of Selborne and the Naturalists' Calendar. New edition, with notes by G. C. DAVIES. London: 1890, 8vo, pp. i-xviii & 1-470.
- WHITEHEAD, J. Notes on the Birds of Palawan. *Ibis*, 1890, pp. 38-61, pl. ii.
- An interesting paper, giving the field-notes of the author's sojourn in the island. [See *Falconinæ, Dicruridæ*.]
- . [See SHARPE, R. B.]
- WILLIAMS, R. S. [See *Turdidæ*.]
- WILSON, S. B. On some of the Birds of the Sandwich Islands. *Ibis*, 1890, pp. 170-196, pl. vi.
- Introductory notes on the avifauna of these interesting islands. Some excellent field notes are given.
- . Assisted by A. H. EVANS. *Aves Hawaiienses. The Birds of the Sandwich Islands.* Part I., 4to, 1890.
- [*Turdidæ, Dicæidæ*.]
- . [See *Fringillidæ*.]
- WINGE, H. v. Report on Birds in Denmark, 1887. *Ornis*, vi, pp. 345-399.

- WINTRINGHAM, W. H. Key to the present classification of British Birds. Grimsby: 1890, 8vo.
- WITCHELL, C. A. The Evolution of Bird Song. Zool. 1890, pp. 233-246 & 283-288.
- WOODFORD, C. M. A Naturalist among the Head-Hunters. Being an account of three visits to the Solomon Islands, in the years 1886, 1887, and 1888. London: 1890, 8vo, pp. i-xii & 1-249, maps and pls.
- WOODWARD, A. SMITH, & SHERBORN, C. D. A Catalogue of British Fossil Vertebrata. 1890, 8vo, pp. 1-22 & 1-320.
Birds, pp. 301-310.
- WYATT, C. W. [See SHARPE, R. B.]
- ZARUDNOI, N. Ornitologhicheskaya Fauna oblasti Amu-dar i mezhdar-ghh. Chardzhuem i Kelifom. Bull. Soc. Imp. Mosc. 1890, pp. 1-41.
[*Sylviidæ.*]
- . Recherches Zoologiques dans la Contrée Transcaspienne. *T. c.* pp. 288, &c.
An appendix to the author's previous ornithological lists occupies pp. 301-315.
- . Recherches Zoologiques dans la Contrée Transcaspienne. Appendix. *T. c.*, part 4, pp. 748-842.
[*Paridæ, Pterocletes.*]
- . [See *Corvidæ.*]
- ZEHNTNER, L. On the Development of the Feet of *Cypselus melba*. Ibis, 1890, pp. 196-200.
[*Cypselidæ.*]

THE GENERAL SUBJECT.

Subclass RATITÆ.

Order RHEIFORMES.

Rhea darwini in Tarapacà (20' N. Lat.); P. L. SCLATER, P. Z. S. 1890, p. 412.

Order STRUTHIONIFORMES.

GADOW, H. On the Stomach of the Ostrich. Zool. Jahrb. v, pp. 641-644, taf. xliii & xliv.

Order CASUARIIFORMES.

Casuarius australis, egg figured; A. J. NORTH, Nests and Eggs Austr. B. pl. xv.

Dromæus novæ hollandiæ, tracheal pouch ; H. GADOW, Zool. Jahrb. v, pp. 636-638, taf. xliii & xliv.

Epyornis, description of an egg ; G. CAPELLINI, Mem. Acc. Bologn. (4) x, pp. 3-22.

Order APTERYGIFORMES.

PARKER, T. J. On the Anatomy and Development of *Apteryx*. Nature, xlii, p. 16 ; P. R. Soc. xlvii, pp. 454-459.

Subclass CARINATÆ.

Order CRYPTURIFORMES.

Calopezus, Ridgway, not to supersede *Calodromas* ; P. L. SCLATER, Ibis, 1890, p. 265.

Calodromas elegans : cæca described and figured ; compared with those of *Nothura maculosa* ; F. E. BEDDARD, t. c. pp. 61-66.

Trachypelmus brasiliensis, notes on ; P. MANGELSDORFF, MB. Deutsch. Ver. Schutze, 1890, pp. 155-165, pl. ii.

Order GALLIFORMES.

Suborder MEGAPODII.

Megapodius sp. in the Kangean Is. ; A. G. VORDERMAN, Nat. Tijdschr. Nederl. Ind. xlix, pp. 73-75.

Suborder CRACES.

† *Salpizuza*, nom. emend. pro "*Salpiza*, Wagler" ; F. HEINE, Nomencl. Mus. Hein. p. 301.

Penelope superciliaris, skeleton figured ; A. B. MEYER, Abbild. Vogel-skel. pts. xiv & xv.

Pipile jacutinga, skeleton figured ; *id.* t. c. pl. cxxxvii.

Suborder PHASIANI.

Family PHASIANIDÆ.

† *Lochmophasis*, nom. emend. pro "*Gallophasis*, Hodgs." ; F. HEINE, Nomencl. Mus. Hein. p. 298.

Polyplectron napoleonis, from Paláwan, has no playing grounds ; J. WHITEHEAD, Ibis, 1890, p. 57.

Family TETRAONIDÆ.

Lagopus urogallo-albus, "ein neuer Moorschreehuhn-Bastard ;" J. A. GRIEG, Bergens Mus. Aarsber. 1889, No. 5, pp. 1-13, cum tab.

Bonasia bonasia and *B. sylvestris* ; V. TSCHUSI ZU SCHMIDHOFEN, Orn. Jahrb. i, pp. 161-163.

Family PERDICIDÆ.

Pternistes humboldti and *P. leucoparæus*, *Francolinus altumi* and *F. hildebrandti*, remarks on ; A. REICHENOW, J. f. O. 1890, p. 77.

Francolinus granti, *F. kirki*, *F. spilogaster*, *F. castaneicollis*, notes on ; W. R. OGILVIE-GRANT, Ibis, 1890, pp. 345-347. *F. shelleyi* (S. E. Africa), and *F. griseostriatus* (Congo), n. spp. ; *id. t. c.* pp. 348 & 349, pls. x & xi.

Bambusicola erythrophrys, n. sp., Mt. Kina Balu ; R. B. SHARPE, Ibis, 1890, p. 139, pl. iv.

Oreortyx pictus confinis, nest and eggs ; A. W. ANTHONY, Zoe, 1890, p. 6.

Lophortyx californicus, skeleton figured ; A. B. MEYER, Abbild. Vogel-skel. pts. xiv & xv, pl. cxxxvi, fig. 2.

↓ *Compsortyx*, nom. emend. pro "*Excalfactoria*, Bp.;" ; F. HEINE, Nomencl. Mus. Hein. p. 292.

↓ *Plectroperdix*, nom. emend. pro "*Hepburnia*, Bp.;" ; *id. t. c.* p. 293.

Coturnix pectoralis, egg figured ; A. J. NORTH, Nests and Eggs Austr. B. pl. xvi, fig. 10.

Family NUMIDIDÆ.

Numida sp. from Matabele Land : head figured ; P. L. SCLATER, P. Z. S. 1890, pp. 86 & 87, pl. xii.

Family MELEAGRIDÆ.

Meleagris gallopavo osceola, n. subsp., Florida ; W. E. D. SCOTT, Auk, vii, p. 376.

Suborder HEMIPODII.

Turnix beccarii, Salvad., = *T. maculosa* ; W. R. OGILVIE-GRANT, Ibis, 1890, pp. 344 & 345 : is distinct ; T. SALVADORI, *t. c.* p. 130. *T. melanogaster*, egg figured ; A. J. NORTH, Nests and Eggs Austr. B. pl. xvi, fig. 11.

* *Areortyx*, nom. emend. pro "*Areoturnix*, Bp.;" ; F. HEINE, Nomencl. Mus. Hein. p. 290.

Pedionomus torquatus, egg figured ; A. J. NORTH, Nests and Eggs Austr. B. pl. xvi, fig. 12.

Suborder PTEROCLETES.

HOLTZ, L. Ueber das Steppenhuhn, *Syrrhaptes paradoxus*, und dessen zweite Masseneinwanderung in Europa im Jahre 1888. Berlin : 1890, 8vo, pp. 1-78.

NEWTON, A. On the Young of Pallas's Sand Grouse (*Syrrhaptes paradoxus*). Ibis, 1890, pp. 196-200, pl. vii.

— Ueber das junge des Pallas' schen Steppenhuhnes (*Syrrhaptes paradoxus*). In das Deutsche übertragen von Dr. E. Schöff. J. f. O. 1890, pp. 159-165.

Syrrhaptes paradoxus in Northumberland ; J. PHILIPSON, Nat.-Hist. Tr. North Durham, x, pp. 411-414. In Northern France ; M. LETELLIER, Bull. Soc. L. Norm. (4) iii, p. 191 : E. DESLONGCHAMPS, *t. c.* pp. 191-195, pl. ii. In Normandy ; H. GADEAU DE KERVILLE, Bull. Soc. Rouen (3) xxv, pp. 359-361, cum tab. In Norway in 1888 ; R. COLLETT, Ornis, vi, pp. 155-159. In Denmark ; H. WINGE, Vid. Medd. 1889, pp. 57-100. In Austria-Hungary ; V. TSCHUSI ZU SCHMIDHOFEN, MT. Ver. Steierm. xxvi, pp. 29-32.

Pterocles exustus, skeleton figured ; A. B. MEYER, Abbild. Vogel-skel. pts. xiv & xv, pl. cxxxvi, fig. 1. *P. senegallus*, *P. coronatus*, *P. fasciatus*, *P. lichtensteini*, *P. exustus*, *P. alchata* ; heads figured : J. A. MURRAY, Avif. Brit. Ind. plate. *P. arenuria*, n. var. *magna*, Central Asia ; N. ZARUDNOI, Bull. Soc. Phys. Mosc. 1889, p. 811.

↓ *Pterygocys*, nom. emend. pro "*Pteroclorus*, Bp." ; F. HEINE, Nomencl. Mus. Hein. p. 288.

Order COLUMBIFORMES.

Suborder COLUMBÆ.

RAMSAY, R. G. WARDLAW. On the Columbine genus *Macropygia*, and its Allies. Ibis, 1890, pp. 214-246.

Five groups of *Macropygia* are recognized with 26 species, *Reinwardtenas* with 3 species, and *Turacæna* with 2 species. A good tabular geographical list is given.

Macropygia swinhoii, n. sp., Hainan ; *id. t. c.* p. 218. *M. modiglianii* figured ; E. MODIGLIANI, Viagg. a Nias, taf. xiv.

↓ *Coryphanas*, n. g., type *C. crassirostris* (Gould) ; R. G. WARDLAW RAMSAY, Ibis, 1890, pp. 246 & 247.

Columba ænas breeding in Co. Antrim ; R. L. PRÆGER, Rep. Belfast Nat. Field Club (2) iii, p. 211. *C. livia*, under-mandibles figured ; A. B. MEYER, Abbild. Vogel-skel. pts. xiv & xv, taf. cxxxix. *C. bollei*, egg figured ; A. KÖNIG, J. f. O. 1890, taf. viii, fig. 12.

Carpophaga consobrina figured ; E. MODIGLIANI, Viagg. a Nias, taf. xv. *Ocyphaps lophotes*, egg figured ; A. J. NORTH, Nests and Eggs Austr. B. pl. xiv, fig. 10.

Turtur orientalis in Yorkshire ; J. BACKHOUSE, Naturalist, 1890, p. 258 : H. SEEBOHM, P. Z. S. 1890, p. 361.

↓ *Calotreron*, nom. emend. pro "*Palumbæna*, Bp." ; F. HEINE, Nomencl. Mus. Hein. p. 275.

↓ *Tryzusa*, nom. emend. pro "*Turturænas*, Bp." ; *id. t. c.* p. 276.

↓ *Haplænas*, nom. emend. pro "*Turacæna*, Bp." ; *id. t. c.* p. 278.

↓ *Coccyænas*, nom. emend. pro "*Reinwardtæna*, Bp." ; *id. ibid.*

↓ *Curotreron*, nom. emend. pro "*Kurutreron*, Bp." ; *id. t. c.* p. 280.

↓ *Terenotreron*, nom. emend. pro "*Thouarsitreron*, Bp." ; *id. ibid.*

↓ *Phassa*, nom. emend. pro "*Rhamphiculus*, Bp." ; *id. t. c.* p. 281.

↓ *Pæcilotreron*, nom. emend. pro "*Sylphidæna*, Bp." ; *id. ibid.*

- ✓ *Rhamphotreron*, nom. emend. pro "*Toria*, Hodgs.;" ; *id. t. c.* p. 279.
 ✓ *Leptopelia*, nom. emend. pro "*Talpacotia*, Bp.;" ; *id. t. c.* p. 283.
 ✓ *Micropelia*, nom. emend. pro "*Scardafella*, Bp.;" ; *id. t. c.* p. 283.
Zenaidura clarionensis, n. sp., Clarion I., Lower California; C. H. TOWNSEND, P. U. S. Nat. Mus. xiii, p. 133.
Chlorænas plumbea bogotensis, n. subsp., Colombia; H. V. BERLEPSCH & P. LEVERKÜHN, Ornith., vi, p. 32.
Geotrygon martinica in Florida; W. E. D. SCOTT, Auk, 1890, p. 90.

Suborder DIDI.

- Didus ineptus* in a cavern in Mauritius: the occurrence disproved; E. NEWTON, P. Z. S. 1890, pp. 402 & 403.

Order OPISTHOCOMIFORMES.

- Opisthocomus cristatus*: notes on the morphology of the Hoatzin; W. K. PARKER, P. Z. S. 1890, pp. 44-46: habits, J. J. QUELCH, Ibis, 1890, pp. 327-335.

Order RALLIFORMES.

Family RALLIDÆ.

- ✓ *Lophophalaris*, nom. emend. pro "*Lupha*, Reichenb.;" ; F. HEINE, Nomencl. Mus. Hein. p. 317.
Pisynolymnas, nom. emend. pro "*Erythra*, Reichenb.;" ; *Sarothrura*, nom. emend. pro "*Corethrura*, Reichenb., nec Gray:" ; *id. t. c.* p. 319.
 ✓ *Ortygops*, nom. emend. pro "*Coturnicops*, Bp.;" ; *id. t. c.* p. 320.
 ✓ *Erythrolimnas*, nom. emend. pro "*Rufirallus*, Bp.;" ; *id. t. c.* p. 320.
 ✓ *Galeolimnas*, nom. emend. pro "*Mustelirallus*, Bp.;" ; *id. t. c.* p. 320.
 ✓ *Donacophilus*, nom. emend. pro "*Laterirallus*;" ; A. REICHENOW, *t. c.* p. 320.
 ✓ *Ortygonax*, n. g. (without diagnosis). Type, *O. rhytirhynchus* (V.); F. HEINE, *t. c.* p. 321.
 ✓ *Donacias*, nom. emend. pro "*Lewinia*, Bp.;" ; *id. t. c.* p. 321.
Porphyrio martinicus in Hampshire; J. H. GURNEY, Zoologist (3) xiv, pp. 74 & 75. *P. smaragdinator* and *P. cæruleus* in Ireland; A. G. MORE, *t. c.* pp. 24 & 25.
Ionornis martinica, use of claws on wings in nestlings; R. W. SHUFELDT, Ibis, 1890, p. 128.
Tribonyx ventralis, egg figured; A. J. NORTH, Nests and Eggs Austr. B. pl. xvii, fig. 4. *T. mortieri*, egg figured; *id. t. c.* pl. xix, fig. 4.
Galliereæ cristatus in Guzerat; H. LITTLEDALE, J. Bomb. N. H. Soc. v, p. 416.
Ocydromus sylvestris, nest described and egg figured; A. J. NORTH, Rec. Aust. Mus. i, p. 37, pl. i, fig. 3.
Rallus aquaticus in Norfolk; M. C. H. BIRD, Zool. 1890, pp. 458-460.

† *Calamodromas*, nom. emend. pro "*Rougetius*, Bp."; A. REICHENOW, Nomencl. Mus. Hein. p. 322.

Rallina tricolor, egg figured; A. J. NORTH, Nests and Eggs Austr. B. pl. xvi, fig. 5.

Erythra quadristrigata, egg figured; *id. t. c.* pl. xvi, fig. 7.

Porzana maruetta, distribution in England; O. V. APLIN, Zool. 1890, pp. 401-417: in Norfolk; M. C. H. BIRD, Zool. 1890, pp. 458-460. *P. pusilla* (Pall.), an Eastern form of *P. bailloni*; W. R. OGILVIE-GRANT, Ann. N. H. (6) v, pp. 80-82. *P. coturniculus* must be compared with *P. spilonota*; R. RIDGWAY, P. U. S. Nat. Mus. xiii, pp. 309-311.

Crex pratensis in Norfolk; M. C. H. BIRD, Zool. 1890, pp. 458-460: figured; LORD LILFORD, Col. Fig. Br. Birds, pt. xiv.

Podica belongs to the *Heliornithidæ*; F. E. BEDDARD, *infra*.

Aramides ypecaha, figure of skeleton; A. B. MEYER, Abbild. Vogel-skel. pts. xiv & xv, pl. cxxxii.

Order HELIORNITHIFORMES.

BEDDARD, F. E. On the Anatomy of *Podica senegalensis*. P. Z. S. 1890, pp. 425-443, pl. xxxix.

Order HESPERORNITHIFORMES.

FÜRBRINGER, M. Ueber die systematische Stellung der *Hesperornithidæ*. MB. Deutsch. Ver. Schutze, 1890, pp. 488-513.

Hesperornis: on its systematic position; D'ARCY W. THOMPSON, Stud. Zool. Dundee, i, No. 10, pp. 1-15. [*Cf.* SHUFELDT, Nature, xliii, p. 176; HELM, *t. c.* p. 369.]

Order PODICIPEDIDIFORMES.

For Osteology, see SHUFELDT, R. W.

† *Colymbetes* [preoccupied in *Coleoptera*], nom. emend. pro "*Polioccephalus*, Selby"; F. HEINE, Nomencl. Mus. Hein. p. 364.

Order COLYMBIFORMES.

For Osteology, see SHUFELDT, R. W.

Colymbus adamsi, distinctive characters from *C. glacialis*; R. RIDGWAY, Ibis, 1890, p. 129.

Order PROCELLARIIFORMES.

Family DIOMEDEIDÆ.

GADOW, H. The stomach of the *Tubinares*. Zool. Jahrb. v, pp. 644 & 645, taf. xlv.

Diomedea exulans, notes on nestling; W. L. BULLER, Tr. N. Z. Inst. xxii, pp. 340-342.

Family PROCELLARIDÆ.

Ossifraga gigantea, habits ; K. VON DEN STEINEN, MB. Deutsch. Ver. Schutze, 1890, pp. 187-194.

Puffinus gavia in California ; W. E. BRYANT, Proc. Cal. Ac. Sci. (2) ii, p. 87. *P. zealandicus*, n. sp., Mokohinou Is., New Zealand ; F. SANDAGER, Tr. N. Z. Inst. xxii, p. 291. *P. griseus* in California ; W. E. BRYANT, Proc. Cal. Ac. Sci. (2) ii, p. 87 : at Hastings ; W. BORRER, Zool. 1890, pp. 436 & 437. *P. auricularis*, n. sp., Clarion I. ; C. H. TOWNSEND, P. U. S. Nat. Mus. xiii, pp. 133 & 134. *P. nugax*, egg figured ; A. J. NORTH, Nests and Eggs Austr. B. pl. xxi, fig. 3.

Fulmarus glacialis, its olfactory lobes ; A. KLINKOWSTROM, Biol. Fören. Forh. Stockh. iii, pp. 10 & 11. *F. g. glupsischa* in British Columbia ; F. M. CHAPMAN, Bull. Am. Mus. Nat. Hist. iii, 1890, p. 130.

↓ *Zalias*, nom. emend. pro "*Thiellus*, Reichenb." ; F. HEINE, Nomencl. Mus. Hein. p. 362.

↓ *Cymatobolus*, nom. emend. pro "*Majaqueus*, Reichenb." ; *id. t. c.* p. 363.

Bulweria columbina, egg figured ; A. KENIG, J. f. O. 1890, pl. viii, fig. 11 : in the Sandwich Islands ; L. STEJNEGER, P. U. S. Nat. Mus. xii, p. 378.

Æstrelata mollis from Ilho de Baixo ; J. J. DALGLEISH, Ibis, 1890, p. 386.

Æstrelata hesitata : its extinction in Dominica ; H. W. FEILDEN, Tr. Norfolk N. H. Soc. v, p. 24. *Æ. torquatu* in Wales ; J. E. HARTING, Zool. 1890, pp. 454 & 455.

Pagodroma nivea (*novægeorgica*, n. subsp. ?), K. VON DER STEINEN, Deutsch. Exped. Int. Polarf. ii, pp. 250 & 251.

Oceanodroma furcata in California ; T. S. PALMER, Proc. Cal. Ac. Sci. (2) ii, p. 88. *O. socorroensis*, n. sp., Socorro I. ; C. H. TOWNSEND, P. U. S. Nat. Mus. xiii, p. 134.

Cymochorhea sp. : subfossil bones from Peru ; E. T. NEWTON, P. Z. S. 1890, pp. 375 & 376.

Procellaria pelagica and *C. leucorrhœa* do not breed in their first year ; H. A. MACPIERSON, Naturalist, 1890, p. 48.

Order ALCIFORMES.

For Osteology, see SHUFELDT, R. W.

Alca impennis : notes on remains found in Fuuk I. ; F. A. LUCAS, Rep. U. S. Nat. Mus. 1887-88, pp. 493-529, pls. lxxi-lxxiii. *A. torda* in North Carolina ; A. K. FISHER, Auk, vii, p. 203 : figured ; LORD LILFORD, Col. Fig. Br. Birds, pt. xii.

Order LARIFORMES.

For Osteology, see SHUFELDT, R. W.

Family STERCORARIIDÆ.

Stercorarius pomarinus in California ; W. E. BRYANT, Proc. Cal. Ac. Sci. (2) ii, p. 87.

Lestris catarrhactes on Foula ; R. M. BARRINGTON, Zool. 1890, pp. 297-306.

Family LARIDÆ.

√ *Einalia*, nom. emend. pro "*Laroides*, Brehm.;" ; F. HEINE, Nomencl. Mus. Hein. p. 358.

√ *Melanolarus*, nom. emend. pro "*Melagavia*, Bp.;" ; *id. t. c.* p. 359.

Larus pacificus, egg figured ; A. J. NORTH, Nests and Eggs Austr. B. pl. xx, fig. 1.

Xema novæ-hollandiæ, egg figured ; *id. t. c.* pl. xx, fig. 4.

Subfam. STERNINÆ.

√ *Pomatochelidon*, nom. emend. pro "*Seena*, Bp.;" ; F. HEINE, Nomencl. Mus. Hein. p. 355.

Sylochelidon caspius, egg figured ; A. J. NORTH, Nests and Eggs Austr. B. pl. xx, fig. 3.

Sterna bergii, egg figured ; *id. t. c.* pl. xix, fig. 2. *S. anglica*, egg figured ; *id. t. c.* pl. xvii, fig. 2. *S. fuliginosa*, egg figured ; *id. t. c.* pl. xxi, fig. 1. *S. lunata*, from Kauai, Sandwich Is. ; L. STEJNEGER, P. U. S. Nat. Mus. xii, p. 379.

Sternula sinensis, breeding in N. S. Wales ; A. J. NORTH, Rec. Austr. Mus. i, p. 39, pl. i, fig. 1 (egg).

Gygis candida, egg figured ; *id.* Nests and Eggs Austr. B. pl. xxi, fig. 4.

Anous stolidus, eggs figured ; *id. t. c.* pl. xxi, fig. 2 : *A. melanogenys*, *A. cinereus*, figs. 5 & 6.

Order CHARADRIIFORMES.

Suborder CHARADRII.

Family HÆMATOPODIDÆ.

Hæmatopus ostralegus figured ; LORD LILFORD, Col. Fig. Br. Birds, part xii. *H. unicolor*, egg figured ; A. J. NORTH, Notes and Eggs Austr. B. pl. xx, fig. 2.

Family CHARADRIIDÆ.

√ *Lobibyx*, nom. emend. pro "*Lobivanellus*, Reichenb.;" ; F. HEINE, Nomencl. Mus. Hein. p. 334.

√ *Dilobus*, nom. emend. pro "*Lobipluvia*, Bp.;" ; *id. t. c.* p. 335.

√ *Hylococeryx*, nom. emend. pro "*Pluriorhynchus*, Bp.;" ; *id. t. c.* p. 336.

Anarhynchus frontalis, notes on ; H. GADOW, Zool. Jahrb. v, pp. 633-635, taf. xliii.

Charadrius pluvialis, figured ; LORD LILFORD, Col. Fig. Br. Birds, pt. xiii. *C. morinellus* in the Altvater Mountains ; E. C. F. RZEHA, MT. orn. Ver. Wien, xiv, pp. 134 & 135.

Eudromias australis, egg figured ; A. J. NORTH, Nests and Eggs Austr. B. pl. xvi, fig. 2.

Ægialitis asiatica, in Norfolk ; T. SOUTHWELL, Zool. 1890, pp. 311 & 312. *Æ. monachus*, egg figured ; A. J. NORTH, Nests and Eggs Austr. B. pl. xvi, fig. 1. *Æ. nigrifrons*, fig. 4, *Æ. ruficapillus*, fig. 6.

Erythrogonys cinctus, egg figured ; *id. t. c.* pl. xvi, fig. 5.

Sarciophorus pectoralis, egg figured ; *id. t. c.* pl. xvii, fig. 6.

Family SCOLOPACIDÆ.

See REICHENOW, A.

Himantopus melanopterus, figured ; LORD LILFORD, Col. Fig. Br. Birds, pt. xiii. *H. leucocephalus*, egg figured ; A. J. NORTH, Nests and Eggs Austr. B. pl. xvii, fig. 3.

Rhimphalea [preoccupied in *Lepidoptera*], nom. emend. pro "*Stiltia*, Bp.;" ; F. HEINE, Nomencl. Mus. Hein. p. 338.

Recurvirostra avocetta, figured ; LORD LILFORD, Col. Fig. Br. Birds, pt. xiii. *R. rubricollis*, egg figured ; A. J. NORTH, Nests and Eggs Austr. B. pl. xvii, fig. 1.

Rhynchosimus, nom. emend. pro "*Terekia*, Bp.;" ; F. HEINE, Nomencl. Mus. Hein. p. 326.

Ægialodes, nom. emend. pro "*Gambetta*, Kaup.;" ; *id. t. c.* p. 327.

Actia [preoccupied in *Diptera*], nom. emend. pro "*Arquatella*, Baird" ; *id. t. c.* p. 329.

Numenius phæopus, figure of skeleton ; A. B. MEYER, Abbild. Vogel-skel. pts. xiv & xv, pl. cxxxiii.

Limosa uropygialis, in Italy ; G. MARTORELLI, Atti Soc. Ital. xxxiii, pp. 21-40, taf. i. [Is *L. rufa*, Salvad., Ibis, 1891, p. 296.] Remarks on various species of *Limosa* ; G. MARTORELLI, *l. c.*

Tringa canutus figured (2 pls.) ; LORD LILFORD, Col. Fig. Br. Birds, pt. xii. *T. maculata* figured ; *id. op. cit.* pt. xiv.

Machetes pugnax, distribution in Lincolnshire ; J. CORDEAUX, Zool. 1890, pp. 204-209.

Totanus solitarius cinnamomeus, n. subsp., California ; W. BREWSTER, Auk, vii, pp. 377 & 378.

Scolopax rusticula and *S. gallinago*, notes on plumage ; W. R. OGILVIE-GRANT, Zool. 1890, pp. 161-164.

Rhyncha australis, egg figured ; A. J. NORTH, Nests and Eggs Austr. B. pl. xvi, fig. 3.

Streptopus interpres figured ; LORD LILFORD, Col. Fig. Br. Birds, pt. xiv.

Lobipes hyperboreus, in Borneo ; A. H. EVERETT, Ibis, 1890, p. 263.

Suborder GLAREOLÆ.

Glareola gallaria, egg figured ; A. J. NORTH, Nests and Eggs Austr. B. pl. xvi, fig. 9.

Suborder PARRÆ.

Parra gallinacea, egg figured ; A. J. NORTH, Nests and Eggs. Austr. B. pl. xvi, fig. 8.

Suborder ŒDICNEMI.

Œdicnemus gallarius, egg figured ; A. J. NORTH, Nests and Eggs Austr. B. pl. xix, fig. 3.

Suborder OTIDES.

Compsotis, nom. emend. pro "*Afrotis*, Bp." ; F. HEINE, Nomencl. Mus. Hein. p. 325.

Otis tetrax, in Norfolk ; T. SOUTHWELL, Zool. 1890, pp. 462 & 463.

Order GRUIFORMES.

Suborder GRUES.

Grus communis figured ; LORD LILFORD, Col. Fig. Br. Birds, pt. xii, *G. virgo* figured ; *id. t. c.* *G. melitensis*, n. sp. [fossil], from Malta ; R. LYDEKKER, P. Z. S. 1890, pp. 408 & 409, pl. xxxvi.

Suborder PSOPHIÆ.

BEDDARD, F. E. On the Structure of *Psophia*, and its Relation to other Birds. P. Z. S. 1890, pp. 329-341.

Suborder DICHOLOPHI.

Chunga burmeisteri, the heart figured ; F. E. BEDDARD, P. Z. S. 1890, p. 144, fig. 2.

Order PELARGIFORMES.

Suborder ARDEÆ.

✓ *Siryctes*, n. g. (not diagnosed) ; type, *S. cyanocephalus* (Mol.) ; F. HEINE, Nomencl. Mus. Hein. p. 309.

✓ *Hydranassa* [already preoccupied in Birds], nom. emend. pro "*Demi-egretta*, Baird" ; *id. t. c.* p. 306.

✓ *Glaucerosdius*, nom. emend. pro "*Florida*, Baird" ; *id. t. c.* p. 307.

- √ *Doripomis*, nom. emend. pro "*Agamia*, Reichenb.;" ; *id. t. c.* p. 308.
 ↓ *Dupetor*, nom. emend. pro "*Ardeiralla*, Bp.;" ; *id. ibid.*
Florida cerulea, its parasites ; J. LEIDY, P. Ac. Philad. 1890, p. 63.
Ardeu pacificu, egg figured ; A. J. NORTH, Nests and Eggs Austr. B. pl. xviii, fig. 2.
Demiegretta sacra, egg figured ; *id. t. c.* pl. xviii, fig. 5.
Ardea bubuleus figured ; LORD LILFORD, Col. Fig. Br. Birds, pt. xiii.
Butorides virescens, in Cornwall ; M. A. MATHEW, Zool. 1890, p. 105 ; J. E. HARTING, *t. c.* pp. 181 & 182.
Ardetta minuta, in Mecklenberg ; C. STRUCK, Arch. Ver. Mecklenb. xliii, p. 256.
Butorides macrorhyncha, egg figured ; A. J. NORTH, Nests and Eggs Austr. B. pl. xviii, fig. 6.
Nycticorax caledonicus, egg figured ; *id. t. c.* pl. xviii, fig. 1.
Botaurus poicilopterus, egg figured ; *id. t. c.* pl. xviii, fig. 3. *B. lenti- ginosus*, vocal apparatus ; B. TORREU (translation), MB. Deutsch. Ver. Schutze, 1890, pp. 62-73, pls. iii & iv.

Suborder CICONII.

Ciconia nigra, in the Scilly Isles ; J. E. HARTING, Zool. 1890, p. 353.

Suborder PLATALEÆ.

Family PLATALEIDÆ.

- √ *Mystrorhamphus*, nom. emend. pro "*Ajaja*, Reichenb.;" ; F. HEINE, Nomencl. Mus. Hein. p. 313.
 √ *Parnopsis*, nom. emend. pro "*Hagedashia*, Bp.;" ; *id. t. c.* p. 314.
Platalea leucorodia figured ; LORD LILFORD, Col. Fig. Br. Birds, pt. xii : skulls figured ; A. B. MEYER, Abbild. Vogel-skel. pts. xiv & xv, pl. cxxxv.

Family IBIDIDÆ.

Ibis aethiopica, skeleton figured ; A. B. MEYER, Abbild. Vogel-skel. pts. xiv & xv, pl. cxxxiv.

Order PLÆNICOPTERIFORMES.

Phænicopterus ruber, notes on the species in Florida ; W. E. D. SCOTT, Auk, vii, pp. 221-226.

Order ANSERIFORMES.

GADOW, H. On the tracheal labyrinth of the Ducks. Zool. Jahrb. v, pp. 635 & 636.

See REICHENOW, A.

Cygnus falconeri, bones from Malta ; R. LYDEKKER, P. Z. S. 1890, pp. 408 & 409, pl. xxxvi.

↓ *Pincas*, nom. emend. pro "*Rufibrenta*, Bp.;" ; F. HEINE, Nomencl. Mus. Hein. p. 342.

Anser hyperboreus in Norway ; R. COLLETT, Orn. Jahrb. i, p. 37.

↓ *Tanidiesthes*, nom. emend. pro "*Tanidiestes*, Reichenb.;" ; *id. t. c.* p. 342.

√ *Gennaeochen*, nom. emend. pro "*Radjah*, Reichenb.;" ; *id. t. c.* p. 343.

√ *Nettalopez*, nom. emend. pro "*Casarca*, Bp.;" ; *id. t. c.* p. 344.

Adelonetta, nom. emend. pro "*Punanetta*, Bp.;" ; *id. t. c.* p. 346.

√ *Ilyonetta*, nom. emend. pro "*Nyroca*, Flem.;" ; *id. t. c.* p. 347.

√ *Melanonetta*, nom. emend. pro "*Melanitta*, Bp." (*nec Melonetta*, Sund.) ; *id. t. c.* p. 348.

↓ *Prister*, n. g. (no diagnosis). Type, *P. brasilianus* (Vieill.) ; *id. t. c.* p. 350.

Anas marmorata in Herzegovina ; O. REISER, Verh. z.-b. Wien (1890), xl, p. 4 ; *id.*, Orn. Jahrb. i, pp. 108 & 109, taf. i. *A. circia* figured ; LORD LILFORD, Col. Fig. Br. Birds, pt. xiii. *A. acuta* figured ; *id. t. c.* *A. strepera* figured ; *id. op. cit.* pt. xv. *A. castanea* and *A. gibberifrons* in Australia ; G. A. KEARTLAND, Viet. Nat. vii, pp. 43-46.

Mareca penelope in Essex ; W. RUSSELL, Zool. (3) xiv, pp. 62-69 ; figured ; LORD LILFORD, Col. Fig. Br. Birds, pt. xv.

Casarca rutila in confinement ; HUET, Le Nat. xii, pp. 107 & 108.

Tadorna casarca, *Querquedula falcata*, hybrid, Wladivostok, E. Siberia ; P. L. SCLATER, P. Z. S. 1890, p. 1 : figured ; *id. t. c.* pl. i.

Somateria dresseri, distribution and habits ; G. W. MACKAY, Auk, vii, pp. 315-319.

Fuligula marila figured ; LORD LILFORD, Col. Fig. Br. Birds, pt. xv. *F. nyroca* figured ; *id. op. cit.* pt. xiv. *F. ferina* figured ; *id. op. cit.* pt. xiii. *F. cristata* figured ; *id. t. c.* : in Borneo ; A. H. EVERETT, Ibis, 1890, p. 263.

Bernicla brenta in Essex ; W. RUSSELL, Zool. (3) xiv, pp. 62-69.

Order PELECANIFORMES.

Suborder PHAETHONTES.

Phaethon athereus in Lower California ; A. W. ANTHONY, Proc. Cal. Ac. Sci. (2) p. 86. *P. rubricauda*, egg figured ; A. J. NORTH, Nests and Eggs Austr. B. pl. xix, fig. 1.

Suborder SULÆ.

Abeltera, nom. emend. pro "*Sula*, Reichenb.;" ; F. HEINE, Nomencl. Mus. Hein. p. 351.

Sula bassana figured ; LORD LILFORD, Col. Fig. Br. Birds, pt. xiii.

Suborder PHALACROCORACES.

√ *Enygrothres*, nom. emend. pro "*Stictocorbo*, Bp.;" ; F. HEINE, Nomencl. Mus. Hein. p. 353.

↓*Cyripeus*, nom. emend. pro "*Graculus*, Reichenb.;" ; *id. t. c.* p. 352.

Phalacrocorax graculus croaticus, n. subsp., Croatia ; S. BRUSINA, Motr. Ptic. Soij. [Birds of Croatia] p. 72.

Suborder PELEGANI.

Pelecanus californicus, nesting habits ; A. W. ANTHONY, Proc. Cal. Ac. Sci. (2) ii, pp. 83-85. *P. molinae*, notes on ; A. B. MEYER, J. f. O. 1890, pp. 165-167. *P. onocrotalus*, figure of skeleton ; *id.* Abbild. Vogel-skel. pts. xiv & xv, pl. cxxxi.

Suborder FREGATI.

Fregata aquila in California ; T. S. PALMER, Proc. Cal. Ac. Sci. (2) ii, p. 88.

Order CATHARTIDIFORMES.

Mimogypes, a new name for the American Vultures ; H. SEEBOHM, Ibis, 1890, p. 203. [= *Pseudogryphi*, Forbes.]

Sarcorhamphus gryphus, notes on anatomy ; F. E. BEDDARD, P. Z. S. 1890, pp. 142-147. The syrinx figured (p. 146, fig. 3).

Order ACCIPITRIFORMES.

MATSCHIE, P. Anleitung zum Bestimmen der deutschen Tagraubvogel. J. f. O. 1890, pp. 89-93.

Gives diagnoses of the German birds of prey.

NORTH, A. G. Descriptive Catalogue of Nests and Eggs of Birds found breeding in Australia and Tasmania. 8vo, 1889.

The eggs of the following species figured, pls. i-v :—*Aquila audax*, *A. morphnoides*, *Haliaeetus leucogaster*, "*Astur*" *radiatus*, *Circus gouldi*, *C. assimilis*, *Baza subcristata*, *Accipiter cirrhocephalus*, *Hieracidea orientalis*, *Falco subniger*, *F. hypoleucus*, *F. melanogenys*, *Tinnunculus cenchroides*, *Elanus axillaris*, *Haliaastur sphenurus*, *Lophoictinia isura*, *Milvus affinis*, *Pandion leucocephalus*, *Gypoictinia melanosternum*.

RAMSAY, E. P. Supplement to the Catalogue of the Australian Accipitres, or Diurnal Birds of Prey, in the Collection of the Australian Museum at Sydney, N.S.W. Sydney : 1890, 8vo, pp. 3-9.

Family VULTURIDÆ.

Gyps fulvus, head figured ; A. B. MEYER, Abbild. Vogel-skel. pts. xiv & xv, pl. cl. *G. melitensis*, n. sp. [fossil], from Malta ; R. LYDEKKER, P. Z. S. 1890, pp. 404-408, pls. xxxv & xxxvi.

Family FALCONIDÆ.

Subfamily POLYBORINÆ.

✓ *Oronertes*, nom. emend. pro "*Phalcobænus*, Lafr.;" F. HEINE, Nomencl. Mus. Hein. p. 272.

Subfamily ACCIPITRINÆ.

Circus philippinensis, n. sp., Mindanao, Guimaras, Luzon; J. B. STEERE, List Birds and Mamm. Philipp. p. 7 [= *C. melanoleucus* ♀]. *C. pygargus*, breeding in Suffolk; M. OGILVIE, Zool. (3) xiv, pp. 76 & 77. *C. æruginosus*, ad. et juv., figured; LORD LILFORD, Col. Fig. Br. Birds, pt. xiv.

Astur palumbarius, skeleton figured; A. B. MEYER, Abbild. Vogel-skel. pts. xiv & xv, pl. cxlviii.

Accipiter [*Astur*] *brevipes* in Bosnia; O. REISER, Verh. z. b. Wien, xl, p. 4, 1890; *id.*, Orn. Jahrb. i, pp. 105 & 106. *A. granti*, n. sp., Madeira; R. B. SHARPE, Ann. N. H. (6) v, p. 483. *A. büttikoferi* figured; J. BÜTTIKOFER, Reiseb. Liberia, ii, pl. xxx.

Subfamily BUTEONINÆ.

Alectromorphus, nom. emend. pro "*Buteogallus*, Less.;" F. HEINE, Nomencl. Mus. Hein. p. 271.

Buteo harlani, a race of *B. borealis*; R. RIDGWAY, Auk, vii, p. 205. *B. brachyurus* and *B. fuliginosus* undoubtedly identical; *id. op. cit.* 1890, p. 91. *B. brachyurus*, breeding in Florida; C. J. PENNOCK, *t. c.* pp. 56 & 57. *B. augur*, from the Kilimanjaro district; J. H. GURNEY, Ibis, 1890, p. 126. *B. lagopus* figured; LORD LILFORD, Col. Fig. Br. Birds, pt. xiv.

Subfamily AQUILINÆ.

Gypaetus barbatus in the Carpathians; E. VON CZYMK, Orn. Jahrb. i, pp. 45-55.

✓ *Uroætus brachialis*, DE VIS, P. R. Soc. Queensl. vi, p. 162, pl. x (1890).

✓ *Halinertus*, nom. emend. pro "*Haliastur*, Selby"; F. HEINE, Nomencl. Mus. Hein. p. 267.

Spilornis panayensis, n. sp., Guimaras, Panay, Negros; J. B. STEERE, List Birds and Mamm. Philipp. p. 7.

Haliaëtus albicilla figured; LORD LILFORD, Col. Fig. Br. Birds, pts. xiii & xvi.

✓ *Tolmolestes*, nom. emend. pro "*Spiziastur*, Less.;" F. HEINE, Nomencl. Mus. Hein. p. 270.

✓ *Aquila chrysaetus*, in California; TAYLOR, H. R., Zoe, i, pp. 42-44.

✓ *Elasas*, nom. emend. pro "*Elanoides*, V.;" F. HEINE, Nomencl. Mus. Hein. p. 264.

Macherhamphus anderssoni, from Cameroons; A. REICHENOW, J. f. O. 1890, p. 110. *M. alcinus*, on the Lawas River, N.W. Borneo; R. B. SHARPE, App. Jameson's Rear Column, p. 393.

Subfamily FALCONINÆ.

- Baza leucopais* figured ; J. WHITEHEAD, Ibis, 1890, pl. ii.
Pernis apivorus figured ; E. H. GIGLIOLI & A. MANZELLA, Iconogr. Avifaun. Ital. pt. xlvi.
Microhierax chinensis, David, probably identical with *M. melanoleucus* ; H. SEEBOHM, P. Z. S. 1890, p. 345.
 † *Tolmerus*, nom. emend. pro "*Chicquera*, Bp." ; F. HEINE, Nomencl. Mus. Hein. p. 260.
 † *Gennadas*, nom. emend. pro "*Gennæa*, Kaup, nec *Gennæus*, Wagl." ; *id. t. c.* p. 262.
Falco peregrinus figured ; LORD LILFORD, Col. Fig. Br. Birds, pt. xii, 2 pls. ; K. TH. LIEBE, MB. Deutsch. Ver. Schutze, 1890, pp. 365-370, pl. vii. *F. æsalon* figured ; LORD LILFORD, Col. Fig. Br. Birds, pt. xvi.
Hypotriorchis eleonoræ figured ; E. H. GIGLIOLI & A. MANZELLA, Iconogr. Avif. Ital. pt. xlvi.
Hiracospizias, nom. emend. pro "*Hieraspiza*, Kaup." ; F. HEINE & A. REICHENOW, Nomencl. Mus. Hein. p. 253.
Cerchneis tinunculus canariensis [Zool. Rec. xxvi, p. 65] figured ; A. KÆNIG, J. f. O. 1890, pl. i.
Falco tinunculus figured ; LORD LILFORD, Col. Fig. Br. Birds, part xvi.

Order STRIGES.

- MATSCHIE, P. Anleitung zum Bestimmen der deutschen Eulen. J. f. O. 1890, pp. 93 & 94.
 Gives diagnoses of all the German species of Owls.
 RAMSAY, E. P. Catalogue of the Australian Birds in the Australian Museum at Sydney, N.S.W. Part II. *Striges*. Sydney : 8vo, 1890, pp. 1-28.
 STONE, W. Catalogue of the Owls in the Collection of the Academy of Natural Sciences of Philadelphia. P. Ac. Philad. 1890, pp. 124-131.
Bubo ignavus, skeleton figured ; A. B. MEYER, Abbild. Vogel-skel. pts. xiv & xv, pl. cxlvii ; in Bosnia, O. REISER, MB. Deutsch. Ver. Schutze, 1890, pp. 10 & 11 ; in South Hungary ; G. LINDAUER, Orn. Jahrb. i, pp. 167-172. *B. milesi* = *Otus abyssinicus*, Guér. ; J. H. GURNEY, Ibis, 1890, p. 262. *B. lettii* figured ; J. BÜTTIKOFER, Reiseb. Liberia, ii, pl. xxxi.
 † *Scototheres*, nom. emend. pro "*Lempijiis*, Bp." ; F. HEINE, Nomencl. Mus. Hein. p. 249.
Photodilus : its anatomy and osteology show that it is not allied to *Strix*, but belongs to the *Buboninae* ; skull, foot, and pelvis figured : F. E. BEDDARD, Ibis, 1890, pp. 293-304.
Nyctea (*i.e.*, *Surnia*) *nisoria*, notes on ; E. HARTERT, J. f. O. 1890, pp. 100-102.
Surnia funerea figured ; LORD LILFORD, Col. Fig. Br. Birds, pt. xiii.

Nyctea nivea, posterior aspect of skull figured ; F. E. BEDDARD, *Ibis*, 1890, p. 297.

Speotyto rostrata, n. sp., Clarion I., Lower California ; C. H. TOWNSEND, P. U. S. Nat. Mus. xiii, p. 133.

Ninox boobook, egg figured ; A. J. NORTH, *Nests and Eggs Austr. B.* pl. vi, fig. 6.

Strix parvissima of Ellman, from New Zealand, if not a mythical species, was probably a small *Spiloglaur nova-zealandia* ; W. W. SMITH, *Ibis*, 1890, pp. 24-26.

Ninox goodenoviensis, n. sp., Goodenough I. ; C. W. DE VIS, *Rep. Brit. New Guinea*, App. p. 107.

Glaucidium sigu (11), a Cuban species, in Teneriffe ; A. KÄENIG, *J. f. O.* pp. 336-340.

Otus vulgaris, its nest ; X. RASPAIL, *Bull. Soc. Z. Fr.* xv, pp. 130 & 131. *O. capensis*, from Madagascar, is a distinguishable race ; J. H. GURNEY, *Ibis*, 1890, p. 127.

✓*Nyctimene* [preoccupied in *Mammalia*], nom. emend. pro "*Macabra*, Bp." ; F. HEINE, *Nomencl. Mus. Hein.* p. 252.

✓*Mesides*, nom. emend. pro "*Mesedus*, Hodgs." ; *id. ibid.*

✓*Tybo*, nom. emend. pro "*Myrtha*, Bp." ; *id. ibid.*

Syrnium nebulosum in captivity ; F. ROLLES, *Auk*, vii, pp. 101-114. *S. uralense* figured ; E. H. GIGLIOLI & A. MANZELLA, *Iconogr. Avif. Ital.* pt. xlvi. *S. niasense* figured ; E. MODIGLIANI, *Viagg. a Nias*, taf. i, fig. 2.

Nyctala tengmalmi figured ; E. H. GIGLIOLI & A. MANZELLA, *Iconogr. Avif. Ital.* pt. xlvi.

Strix flammea figured ; LORD LILFORD, *Col. Fig. Br. Birds*, pt. xiv. *S. candida*, egg figured ; A. J. NORTH, *Nests and Eggs Austr. B.* pl. vi, fig. 5.

Order CORACIIFORMES.

SEEBOHM, H. An Attempt to Diagnose the Subclass *Coraciiformes*, and the Orders, Suborders, and Families comprised therein. *Ibis*, 1890, pp. 200-205.

Suborder STEATORNITHES.

Steatornis caripensis, Range : full synonymy of the species ; P. L. SCLATER, *Ibis*, 1890, pp. 335-339.

Suborder PODARGI.

Podargus strigoides, egg figured ; A. J. NORTH, *Nests and Eggs Austr. B.* pl. vi, fig. 3. *P. cuvieri*, *id. t. c.* pl. vi, fig. 4.

Suborder CORACLÆ.

SHARPE, R. BOWDLER. Notes on Specimens in the Hume Collection of Birds. No. 6.—On the *Coraciide* of the Indian Region, with descriptions of some New Species. *P. Z. S.* 1890, pp. 546-552.

Notes on the Racquet-tailed Rollers; H. E. DRESSER, *Ann. N. H.* (6) vi, pp. 350 & 351.

Coracias weigsalli, n. sp., Newala, E. Africa; *id. t. c.* p. 351. *C. mosambicus*, n. sp. [the species not being known from Mozambique], S. Africa; H. E. DRESSER, *Ibis*, 1890, p. 386. *C. garrulus* figured; LORD LILFORD, *Col. Fig. Br. Birds*, pt. xii.

Eurystomus lætior, n. sp., S. India and Ceylon; R. B. SHARPE, *t. c.* p. 551. *E. calonyx*, n. sp., ex. Hodgs. MSS., E. Siberia to Malaisia; *id. ibid.* *E. solomonensis*, n. sp., Solomon Is.; *id. t. c.* p. 552. *E. pacificus*, egg figured; A. J. NORTH, *Nests and Eggs Austr. B.* pl. xiv, fig. 1.

Suborder HALCYONES.

The suborder diagnosed, containing the following families:—*Todidae*, *Momotidae*, *Coliidae*, *Alcedinidae*; H. SEEBOHM, *Ibis*, 1890, pp. 203 & 204.

Family ALCEDINIDÆ.

Ceyx platenæ, n. sp., Mindanao; W. BLASIUS, *J. f. O.* 1890, p. 148. *C. margarethæ*, n. sp., Sulu Is. and Mindanao; *id. t. c.* p. 141. *C. suluensis*, n. sp., Sulu Is.; *id. ibid.*: also from Mindanao; *id. t. c.* pp. 148 & 149. *C. mindanensis*, n. sp., Mindanao; J. B. STEERE, *List Birds and Mamm. Philipp.* p. 10. *C. samarensis*, n. sp., Samar, Leyte; *id. ibid.* *C. basilanicus*, n. sp., Basilan; *id. ibid.* *C. fluminicola*, Samar and Leyte; *id. ibid.* *C. bournsi*, n. sp., Basilan; *id. ibid.* *C. malamani*, n. sp., "Basilan"; *id. t. c.* p. 11.

Halcyon alfredi, n. sp., Bongao I., Tawi-tawi Archipelago; E. OUSTALLET, *Le Nat.* xii, pp. 62 & 63.

Actinoides moseleyi, n. sp., Negros; J. B. STEERE, *List Birds and Mamm. Philipp.* p. 11.

Dacelo gigas, egg figured; A. J. NORTH, *Nest and Eggs Austr. B.* pl. vi, fig. 1. *D. leachii*, egg figured; *id. t. c.* pl. vi, fig. 2.

Suborder BUCEROTES.

The suborder diagnosed; H. SEEBOHM, *Ibis*, 1890, p. 204.

Buceros convexus, skeleton figured; A. B. MEYER, *Abbild. Vogel-skel.* pts. xiv & xv, pl. cxliii.

Anorhynchus comatus in Borneo; R. B. SHARPE, *Ibis*, 1890, p. 16. *A. galeatus*, habits; J. WHITEHEAD, *t. c.* p. 17.

Penelopides basilanica, n. sp., Basilan; J. B. STEERE, *List Birds and Mamm. Philipp.* p. 13. *P. samarensis*, n. sp., Samar and Leyte; *id. ibid.* *P. mindorensis*, n. sp., Mindoro; *id. t. c.* p. 12.

Suborder UPUPÆ.

The diagnostic characters for the Order are the freedom of the hind plantar from the front plantar, and the junction of the feet of the

coracoids by an outer with an inner episternal process ; H. SEEBOHM, Ibis, 1890, p. 34.

Irrisor jacksoni, n. sp., Kikuyu, E. Africa ; B. B. SHARPE, Ann. N. H. (6) vi, p. 503.

Suborder MEROPEs.

Merops apiaster nesting in Hesse ; K. JUNGHaus, J. f. O. 1890, pp. 156 & 157.

Suborder CAPRIMULGI.

Ægotheles nova-hollandiæ, egg figured ; A. J. NORTH, Nests and Eggs Austr. B. pl. xiv, fig. 11. *Æ. loria*, n. sp., Rigo, S. E. New Guinea ; T. SALVADORI, Ann. Mus. Genov. (2) ix, p. 564.

Eurostopodus guttatus, egg figured ; A. J. NORTH, Nests and Eggs Austr. B. pl. xi, fig. 2. *E. albigularis* ; *id. t. c.* pl. xi, fig. 3.

Phalacroptilus nuttalli nitidus breeding in Kansas ; N. S. Goss, Auk, vii, p. 286.

Suborder CYPSELI.

ZEHNTNER, L. On the Development of the Feet of *Cypselus melba*. Ibis, 1890, pp. 196-200.

Cypselus melba, popular notes on ; F. DE SCHAECK, Le Nat. xii, p. 234. *C. affinis* in Liguria ; full synonymy given ; T. SALVADORI, Ann. Mus. Genov. (2) ix, p. 551.

Chatura gierræ, n. sp., Mombasa ; E. OUSTALET, Le Nat. xii, p. 274.

Acanthylis caudacuta figured ; LORD LILFORD, Col. Fig. Br. Birds, pt. xvi.

Suborder TROCHILI.

Trochilus colubris, mode of feeding young ; W. BREWSTER, Auk, vii, pp. 206 & 207.

Lampornis ellioti, n. sp., I. of Anegada, W. I. ; C. B. CORY, Auk, vii, p. 374.

Eriocnemis aurea, n. sp., Colombia ; A. B. MEYER, *t. c.* p. 315.

Lophornis insignibarbis, n. sp., Bogota ; E. SIMON, Bull. Soc. Z. Fr. xv, p. 17.

Chatoecercus burmeisteri, note on ; H. BURMEISTER, Ibis, 1890, p. 384.

Order TROGONES.

The diagnostic characters of the Order *Heterodactyli* are defined ; H. SEEBOHM, Ibis, 1890, p. 37.

Harpactes whiteheadi, habits ; J. WHITEHEAD, *t. c.* p. 2. *H. orescius* in Borneo ; R. B. SHARPE, *t. c.* p. 3 : habits ; J. WHITEHEAD, *t. c.*

Order COCCYGES.

Cuculus canorus, habits ; A. WALTER, MB. Deutsch. Ver. Schutze, 1890, pp. 468-474.

Cacomantis flabelliformis, egg figured ; A. J. NORTH, Nests and Eggs Austr. B. pl. xiii, fig. 7.

Oxylophus glandarius figured ; LORD LILFORD, Col. Fig. Br. Birds, pt. xvi.

Lamprococcyx basalis, egg figured ; A. J. NORTH, Nests and Eggs Austr. B. pl. xiii, fig. 13. *L. plagosus*, egg figured ; *id. t. c.* pl. ix, fig. 13.

Hierococcyx nana, in Borneo ; R. B. SHARPE, Ibis, 1890, p. 11.

Scythrops novæ-hollandiæ, egg figured ; A. J. NORTH, Nests and Eggs Austr. B. pl. vii, fig. 3.

Eudynamis mindanensis var. *albomaculata*, Sulu Is. ; W. BLASIUS, J. f. O. 1890, p. 140.

↓ *Coccyzusa*, nom. emend. pro "*Coccyua*, Less." ; F. HEINE & A. REICHENOW, Nomencl. Mus. Hein. p. 203.

Centrococcyx mindorensis, n. sp., Mindoro ; J. B. STEERE, List Birds and Mamm. Philipp. p. 12.

Order PSITTACIFORMES.

Cacatua leadbeateri, egg figured ; A. J. NORTH, Nests and Eggs Austr. B. pl. xiv, fig. 2. *C. roseicapilla* ; *id. t. c.* pl. xiv, fig. 3.

Licmetis nasica, egg figured ; *id. t. c.* pl. xiv, fig. 4.

Eclectus roratus, ♂ pull. figured ; A. B. MEYER, Ibis, 1890, p. 26, pl. i.

Ptilines erythropterus, egg figured ; A. J. NORTH, Nests and Eggs Austr. B. pl. xiv, fig. 5.

Platycercus pennantii, egg figured ; *id. t. c.* pl. xiv, fig. 6. *P. barnardi* ; *id. t. c.* pl. xiv, fig. 8.

↓ *Porphyrocephalus*, nom. emend. pro "*Purpureicephalus*, Bp." ; F. HEINE, Nomencl. Mus. Hein. p. 241.

Culopsitta novæ-hollandiæ, egg figured ; A. J. NORTH, Nests and Eggs Austr. B. pl. xiv, fig. 9.

Trichoglossus novæ-hollandiæ, egg figured ; *id. t. c.* pl. xiv, fig. 8. *T. chlorolepidotus*, egg figured ; *id. t. c.* fig. 12 : old birds and young figured ; L. HECK, MB, Deutsch. Ver. Schutze, 1890, pp. 462-468, pl. ix.

Prioniturus discurus n. var. *suluensis*, Sulu Is. ; W. BLASIUS, J. f. O. 1890, p. 140. *P. luconensis*, n. sp., Luzon ; J. B. STEERE, List Birds and Mamm. Philipp. p. 6. *P. mindorensis*, n. sp., Mindoro ; *id. t. c.* p. 6.

Cyclopsitta [cus] mindanensis, n. sp., Mindanao ; *id. t. c.* p. 6.

Loriculus siguijorensis, n. sp., Siguijor ; *id. t. c.* p. 6. *L. mindorensis*, n. sp., Mindoro ; *id. t. c.* p. 6. *L. worcesteri*, n. sp., Samar, Leyte ; *id. t. c.* p. 6.

Psittacus erithacus, popular notes on ; R. SAINT-LOUP, Le Nat. xii, pp. 197 & 198.

Geoffroyius sudestiensis, n. sp., Sud-est I., Louisiade Archipelago ; C. W DE VIS, Rep. Brit. N. Guin., App., p. 107.

√ *Pionites*, nom. emend. pro "*Caica*, Less."; F. HEINE, Nomencl. Mus. Hein. p. 231.

Chrysotis caligena, Scl., = *C. dufresniana* (Shaw); SALVADORI, Ibis, 1890, pp. 367-370. *C. rhodocorytha*, n. sp. (= *C. dufresniana*, auct., nec Shaw), from Brazil; *id. t. c.* p. 370.

Androglossa ochrocephala, skeleton figured; A. B. MEYER, Abbild. Vogel-skel. pts. xiv & xv, pl. cxli.

Order SCANSORES.

Suborder RHAMPHASTIDES.

√ *Dinorhamphus*, nom. emend. pro "*Tucanus*, Cass."; F. HEINE, Nomencl. Mus. Hein. p. 228.

√ *Machlostomus*, nom. emend. pro "*Tucaius*, Bp."; *id. t. c.* p. 228.

√ *Ulocornis*, nom. emend. pro "*Beauharnasius*, Bp."; *id. t. c.* p. 229.

√ *Rhagoborus*, nom. emend. pro "*Baillonius*, Cass."; *id. ibid.*

Rhamphastos dicolorus, skeleton figured; A. B. MEYER, Abbild. Vogel-skel. pts. xiv & xv, pl. cxlii.

Pteroglossus didymus, n. sp., Upper Amazonia; P. L. SCLATER, P. Z. S. 1890, p. 203.

Suborder CAPITONES.

√ *Geniates*, nom. emend. pro "*Chotorea*, Bp."; F. HEINE, Nomencl. Mus. Hein. p. 225.

√ *Abelterus*, nom. emend. pro "*Eubucco*, Bp."; *id. t. c.* p. 227.

√ *Pogonites*, nom. emend. pro "*Buccanodon*, Verr."; *id. t. c.* p. 226.

Order PICIFORMES.

Suborder PICI.

HARGITT, E. Catalogue of the *Picariæ* in the Collection of the British Museum. [Vol. xviii of The Catalogue of Birds.] *Scansores*, containing the Family *Picidæ*. 1890: 8vo, pp. i-xvi, 1-598, pls. i-xv.

Three subfamilies recognised: I. *Picinæ* (342 species); II. *Picumninae* (39 species); III. *Iynginae* (4 species). [Cf. ALLEN, Auk, 1891, pp. 92-95.]

Family PICIDÆ.

Subfamily PICINÆ.

Colaptes auratus, [supposed] change of habit causing change of structure; B. SHARP, P. Ac. Philad. 1890, pp. 347 & 348.

Gecinus viridis figured; LORD LILFORD, Col. Fig. Br. Birds, pt. xvi: *G. canus*, skeleton figured; A. B. MEYER, Abbild. Vogel-skel. pts. xiv & xv, pl. cxl.

Chloronerpes xanthochlorus figured; E. HARGITT, *ut supra*, pl. i. *C. godmani*, n. sp., Mexico; *id. t. c.* p. 83.

Iyngipicus nigrescens figured ; *id. t. c.* pl. v. *I. picatus* figured ; *id. t. c.* pl. vi, fig. 1. *I. grandis* figured ; *id. t. c.* pl. vi, fig. 2.

Iyngipicus basilanicus, n. sp., Basilan ; J. B. STEERE, List Birds and Mamm. Philipp. p. 9. *I. leytensis*, n. sp., Leyte ; *id. t. c.* p. 9.

Chrysophlegma wrayi figured ; E. HARGITT, *t. c.* pl. ii.

Melanerpes pulcher figured ; *id. t. c.* pl. iii. *M. formicivorus aculeatus*, n. subsp. ; E. A. MEARNs, Auk, vii, pp. 249-251.

Dendrocopus pyrrothorax figured ; E. HARGITT, *t. c.* pl. iv. *D. major*, in Ireland ; R. L. PATTERSON, Ibis, 1890, p. 130. *D. major canariensis* [Zool. Rec. xxvi, *Aves*, p. 58], figured ; A. KÆNIG, J. f. O. 1890, taf. ii.

Dendrobates fidelis [Zool. Rec. xxvi, *Aves*, p. 57], figured ; E. HARGITT, *t. c.* pl. vii.

Mesopicus johnstoni (pl. ix), *M. xantholophus* (pl. vii) figured ; *id. t. c.*

√ *Sapheopipo*, n. g. Type, *S. noguchii* ; *id. t. c.* p. 378.

Miglyptes infuscatus figured ; E. MODIGLIANI, Viagg. a Nias, taf. i, fig. 1.

Celeus spectabilis figured ; E. HARGITT, *ut supra*, pl. x.

Cerchneipicus occidentalis figured ; *id. t. c.* pl. xi.

√ *Crocomorphus*, n. g. Type, *C. flavus* (Müll.) ; *id. t. c.* p. 439.

Chrysocolaptes samarensis, n. sp., Samar, Leyte ; J. B. STEERE, List Birds and Mamm. Philipp. p. 8.

√ *Microstictus*, nom. emend. pro "*Lichtensteinipicus*, Reich." ; E. HARGITT, *t. c.* p. 489.

Thriponax javensis, n. var. *suluensis*, Sulu Is. ; W. BLASIUS, J. f. O. 1890, p. 140. *T. philippensis*, n. sp., Guimaras, Masbate ; J. B. STEERE, List Birds and Mamm. Philipp. p. 8. *T. mindorensis*, n. sp., Mindoro ; *id. t. c.* p. 8.

Picumnus flavifrons figured ; E. HARGITT, *t. c.* pl. xiv, figs. 1 & 2. *P. wallacii* figured ; *id. t. c.* pl. xiv, fig. 3.

√ *Nesotites*, n. g. Type, *N. micromegas* ; *id. t. c.* p. 552.

Sasia everetti, n. sp., N.W. Borneo ; *id. t. c.* p. 559, pl. xv.

Subfamily IYNGINÆ.

The Wrynecks placed as a subfamily of the *Indicatoridæ* ; F. HEINE & A. REICHENOW, Nomencl. Mus. Hein. p. 196.

Order EURYLÆMI.

The diagnostic characters for the order are the *Ægithognathous* palate, the Galline plantars, and the nude oil-gland ; H. SEEBOHM, Ibis, 1890, p. 34.

Sarcophanops samarensis, n. sp., Samar ; J. B. STEERE, List Birds and Mamm. Philipp. p. 23.

Serilophus erythropygus, nom. emend. pro "*S. rubropygius*, Hodgs." ; F. HEINE & A. REICHENOW, Nomencl. Mus. Hein. p. 158.

Order MENURÆ.

Menura. The species described ; R. B. SHARPE, Cat. Birds Brit. Mus. xiii, pp. 661-663.

Menura victoria, egg figured ; A. J. NORTH, Nests and Eggs Austr. B. pl. x, figs. 1 & 2. *M. alberti*, *M. superba* ; *id. t. c.* pl. x, figs. 3 & 4.

Order PASSERIFORMES.

PASSERES.

The diagnostic characters for the order are the *Ægithognathous palato* and the freedom of the hind plantar from the front plantars ; H. SEEBOHM, Ibis, 1890, p. 33.

Section A. OSCINES.

Fam. CORVIDÆ.

SHUFELDT, R. W. The Myology of the Raven (*Corvus corax sinuatus*). 1890, 8vo, pp. i-xix & 1-343.

The Raven has been selected as an example for demonstrating the muscular anatomy of Birds. The book is profusely illustrated.

Corvus tingitanus, eggs figured ; A. KÆNIG, J. f. O. 1890, taf. viii, fig. 10. *C. coronoides*, egg figured ; A. J. NORTH, Nests and Eggs Austr. B. pl. vii, fig. 8.

Corone australis, egg figured ; *id. t. c.* pl. vii, fig. 7.

Corvus samarensis, n. sp., Samar ; J. B. STEERE, List Birds and Mamm. Philipp. p. 23.

Nucifraga caryocotactes, migration ; J. CORDEAUX, Zool. 1890, pp. 432 & 433 : breeding in the Hartz Mountains ; L. W. WIGLESWORTH, *t. c.* p. 388.

Picicorvus columbianus, breeding in Colorado ; C. E. BENDIRE, Auk, 1890, p. 92.

Strepera cuneicaudata, egg figured ; A. J. NORTH, Nests and Eggs Austr. B. pl. vii, fig. 1. *S. fuliginosa* ; *id. t. c.* pl. vii, fig. 2.

Pica caudata figured ; LORD LILFORD, Col. Fig. Br. Birds, pt. xii.

Garrulus glandarius, skeleton figured ; A. B. MEYER, Abbild. Vogel-skel. pts. xiv & xv, pl. cxlvi.

Cyanocitta stelleri littoralis, not distinct from *C. stelleri* ; F. M. CHAPMAN, Auk, 1890, p. 91.

Apelocoma [californica] hypoleuca, nest and eggs ; W. E. BRYANT, Proc. Cal. Ac. Sci. (2) ii, p. 24. *A. californica obscura*, n. subsp., San Pedro Mts., Lower California ; A. W. ANTHONY, *t. c.* pp. 75 & 76.

Fregilus graculus, habits ; A. H. MALAN, J. R. Inst. Cornwall, x, pp. 97-108.

Podoces panderi, nests and habits ; N. ZARUDNOI, Bull. Soc. Imp. Mosc. 1889, No. 3, pp. 455-465 : two nests figured ; *id. t. c.* taf. v.

Family PARADISEIDÆ.

GOODWIN, A. P. Notes on the Paradise-birds of British New Guinea. *Ibis*, 1890, pp. 150-156.

Notes on the *Paradiseidæ* met with during Sir William McGregor's expedition to the Owen Stanley Range in S.E. New Guinea.

Xanthomelus macgregorii, n. sp.; A. P. GOODWIN, *t. c.* p. 153. [= *Cnemophilus macgregorii*, *vide infra*.]

Family PTILONORHYNCHIDÆ.

Ptilonorhynchus violaceus, egg figured; A. J. NORTH, Nests and Eggs Austr. B. pl. xi, fig. 6.

Chlamydodera cerviniventris, egg figured; *id. t. c.* fig. 4. *C. maculata*; *id. t. c.* fig. 5.

↓ *Cnemophilus*, n. g. Type, *C. macgregorii*, n. sp., Owen Stanley Mts. S.E. New Guinea; C. W. DE VIS, Rep. Brit. New Guinea, App. pp. 115 & 116.

Amblyornis macgregoriae, n. sp., Owen Stanley Mts. S.E. New Guinea, *id. t. c.* App. pp. 113 & 115. *A. musgravianus*, n. sp., its nest figured; A. P. GOODWIN, *t. c.* pp. 153 & 154. *A. subalaris*, its nest figured; *id. t. c.* p. 155.

Family STURNIDÆ.

SHARPE, R. B. Catalogue of the *Passeriformes* or Perching Birds in the Collection of the British Museum. *Sturnidæ*. 8vo, 1890, pp. 22-197, pls. i-viii.

Two subfamilies recognized: *Sturninæ*, with 39 genera and 147 species; and *Buphaginæ*, with 1 genus and 2 species

Sturnus vulgaris, in Ayrshire; D. LANDSBOROUGH, P. N. H. Soc. Glasg. new ser. ii, pp. 208-211: an intermediate form in Western Europe. R. B. SHARPE, Cat. B. Brit. Mus. xiii, p. 29. *S. menzbieri* figured; *id. t. c.* pl. i. *S. porphyronotus* figured; *id. t. c.* pl. ii.

Spodiopsar cambodianus [Zool. Rec. xxvi, p. 50] figured; *id. t. c.* pl. iii. *S. burmanicus* (fig. 1) and *S. leucocephalus* (fig. 2) figured; *id. t. c.* pl. iv.

Poliopsar [*Spodiopsar*] *fuscogularis*, n. sp., Karen Hills, British Burmah; T. SALVADORI, Ann. Mus. Genov. (2) vii, p. 364, *Ibis*, 1890, p. 130.

Sturnopastor jalla (fig. 3), *S. contra* (fig. 1), and *S. superciliaris*, heads figured; R. B. SHARPE, *t. c.* pl. v.

↓ *Laceryzon*, nom. emend. pro "*Gracupica*, Less.;" F. HEINE, Nomencl. Mus. Hein. p. 109.

Æthiopsar, n. g. Type, *Æ. fuscus*; R. B. SHARPE, *t. c.* pp. 79 & 666.

Pastor roseus, skeleton figured; A. B. MEYER, Abbild. Vogel.-skel.

pts. xiv & xv, pl. cxliv : in Bulgaria in 1890, a red-headed variety ; *id.* P. Z. S. 1890, p. 590 ; F. DE SCHAECK, *Le Nat.* xii, p. 205 : migration in Europe in 1890 ; TSCHUSI ZU SCHMIDHOFEN, *Orn. Jahrb.* i, pp. 65-70.

Family EULABETIDÆ.

Mainatus, Less., 1827, is the older generic name for the Wattled Mynas (*Gracula*, auct.) ; R. B. SHARPE, *Cat. B. Brit. Mus.* xiii, p. 98. [This is a mistake, as *Eulabes*, Cuv., 1815, is older. *Cf.* OATES, *Faun. Brit. Ind., Birds*, i, p. 509.]

Mainatus [potius *Eulabes*] *palawanensis*, n. sp., Palawan ; R. B. SHARPE, *Cat. B. Brit. Mus.* xiii, p. 114.

Eulabes intermedia, skeleton figured ; A. B. MEYER, *Abbild. Vogel-skel.* pts. xiv & xv, pl. cxlv.

Gracula robusta figured ; E. MODIGLIANI, *Viagg. a Nias*, taf. ii, fig. 2.

✓ *Eumathes*, nom. emend. pro "*Mino*, Less." ; F. HEINE, *Nomencl. Mus. Hein.* p. 110.

Spreo fischeri (Reichen.) is a *Pholidauges* ; R. B. SHARPE, *t. c.* pp. 667 & 668.

S. shelleyi, n. sp., Somali Land ; *id. t. c.* p. 190.

Aplonis byunnescens, n. sp., Savage Island ; *id. Cat. B. Brit. Mus.* xiii, p. 132, pl. vi. *A. inornata*, n. sp., patriâ ignotâ ; *id. t. c.* p. 135. [? = *Aplonis ulietensis*, ex *Turdus ulietensis*, Gm. (ex Forster) ; *cf.* SHARPE, *l. c.*]

Calornis cypriana (Kittl.) probably not a *Calornis* at all ; *id. t. c.* p. 137. *C. crassa*, Sclater, from Timor Laut, is an *Aplonis* ; *id. t. c.* p. 134. *C. kittlitzii* is an *Aplonis* ; *id. t. c.* p. 136. *C. altirostris* figured ; E. MODIGLIANI, *Viagg. a Nias*, taf. ii, fig. 1. *C. irwini* (Hume) and *C. affinis* (A. Hay) not separable from *C. chalybea* (Horsf.), remarks on these races ; R. B. SHARPE, *Cat. B. Brit. Mus.* xiii, p. 143. *C. sulaensis*, n. sp., Sula Islands ; *id. t. c.* p. 149. *C. crassirostris*, Walden, = *C. obscura*, Bp. ; *id. t. c.* p. 149.

Lamprotornis eytoni is probably distinct from *L. caudatus* ; *id. t. c.* p. 155.

✓ *Chalcopsar*, nom. emend. pro "*Megalopterus*, A. SMITH," *nec* BOIE ; *id. t. c.* p. 158.

✓ *Hagiopsar*, n. g. Type, *H. tristrami*, Scl. ; *id. t. c.* p. 168.

✓ *Heteropsar*, n. g. Type, *H. acuticaudus* ; *id. t. c.* p. 185.

Lamprocolius splendidus (fig. 4), *L. glaucovirens* (fig. 2), *L. lessoni* (fig. 3), *L. ignitus* (fig. 1), heads figured ; *id. t. c.* pl. vii. *L. purpureus* (fig. 1), *L. sycobius* (fig. 3), *L. chloropterus* (fig. 2), *L. chalcurus* (fig. 4), *L. purpureiceps* (fig. 5), *L. cupreocaudus* (fig. 6), heads figured ; *id. t. c.* p. l. viii. *L. porphyryrus*, Hartl., = *L. chalcurus* ; *id. t. c.* p. 179.

Family DICRURIDÆ.

Dicruropis guillemardi, Obi Is. ; T. SALVADORI, *Mem. R. Acad.* (2) xi, p. 220.

Buchanga palawanensis, n. sp., Palawan; J. WHITEHEAD, *Ibis*, 1890, p. 47.

Dicrurus leucogenys, var. *salangensis*; A. REICHENOW, *Nomencl. Mus.* Hein. p. 69, Salanga Is. *D. leucopævus* [nom. nudum = *D. leucogenys*, Wald.]; *id. t. c.* p. 69.

Family ORIOLIDÆ.

Oriolus samarensis, n. sp., Samar; J. B. STEERE, *List Birds and Mamm. Philipp.* p. 17.

Mimeta affinis, egg figured; A. J. NORTH, *Nests and Eggs Austr. B.* pl. xi, fig. 12.

Sphecotheres maxillaris, egg figured; *id. t. c.* fig. 11.

Family ICTERIDÆ.

Icterus bullocki in New England; W. BREWSTER, *Auk*, 1890, p. 92. *I. baltimore* in Shetland; J. E. HARTING, *Zool.* 1890, p. 457. *I. northropi*, n. sp., Andros I., Bahamas; J. A. ALLEN, *Auk*, vii, pp. 343-346.

Scolecophagus carolinus in Lower California; A. W. ANTHONY, *Proc. Cal. Acad. Sci.* (2) ii, p. 86.

Dolichonyx oryzivorus, its changes of plumage; F. M. CHAPMAN, *Auk*, vii, pp. 120-124: winter distribution and migration; *id. op. cit.* pp. 39-45.

Family PLOCEIDÆ.

SHARPE, R. B. *Catalogue of the Passeriformes or Perching Birds in the Collection of the British Museum.* [Vol. xiii of *The Catalogue of Birds.*] *Ploceidæ.* 8vo, 1890, pp. 198-511, pls. ix-xv.

The *Viduinæ* are the first Subfamily, with 43 genera and 218 species. The *Ploceinæ* have 20 genera and 98 species.

Subfamily VIDUINÆ.

√ *Penthetriopsis*, n. g. Type, *P. macrura*; R. B. SHARPE, *Cat. B. Brit. Mus.* xiii, p. 220.

Urobrachya hildebrandti, n. sp., Mombasa; *id. t. c.* p. 225. *U. zanzibarica*, Shelley, = *U. phænicea*, Heugl.; *id. t. c.* p. 225. *U. bocagii* figured; *id. t. c.* pl. ix.

Pyromelana phænicomera [potius *xanthomera*] is scarcely separable from *P. capensis*; *id. t. c.* p. 239.

Quelea erythropis (fig. 1), *Q. quelea* (fig. 2), *Q. intermedia* (fig. 4), *Q. æthiopica* (fig. 5), *Q. russi* (fig. 6), heads figured; *id. t. c.* pl. x.

Spermestes rufodorsalis, Peters, = *S. dorsalis*, Cass.; *id. t. c.* p. 263. *S. scutata*, Heugl., distinct from *S. cucullata*, Sw.; *id. t. c.* p. 265.

Amauresthes fringilloides, from Natal; *id. t. c.* p. 268.

Pytelia monteiri (Hartl.), *Hypargus niveiguttatus* (Peters), and *H. mar-*

garitatus (Strickl.) referred to genus *Lagonosticta*; *id. t. c.* pp. 273-275.
L. brunneiceps, n. sp., E. Africa; *id. t. c.* p. 277. *L. polionata* (fig. 2),
L. congica, n. sp. (fig. 3), Upper Congo, *L. jamesoni* (fig. 1) figured;
id. t. c. pl. xi. *L. landane*, n. sp., figured; *id. t. c.* pl. xii, fig. 1.

†*Stictospiza*, n. g. Type, *S. formosa*, Lath.; *id. t. c.* p. 287.

Amadina marginalis, n. sp., W. Africa; *id. t. c.* p. 290.

Zonogastris soudanensis, n. sp., N.E. Africa; *id. t. c.* p. 298.

Pytelia hypogrammica figured; *id. t. c.* pl. xii, fig. 2.

Coccopygia kilimensis, n. sp., Mt. Kilimanjaro; *id. t. c.* p. 307.

Hypochera amauropteryx, n. sp., S.E. Africa; *id. t. c.* p. 309.

Nigrita pinaronota, nom. emend. pro *fusconota*, Fraser, and *dorsofusca*, Heine; *id. t. c.* p. 318.

Estrellda melpoda (V.) is a *Sporaginthus*; *id. t. c.* p. 325.

Donacicola and *Padda* = *Munia*; *id. t. c.* p. 326.

Munia wallacii, n. sp., Lombok; *id. t. c.* p. 339. *M. punctulata* and *M. subundulata*, dorsal feathers figured; *id. t. c.* pp. 348 & 350. *M. cabanisi*, nom. emend. pro "*Uroloncha jagori*, Cab." (*nec Munia jagori*, Cab.); *id. t. c.* p. 353.

Pytelia caniceps, Reichenb., is an *Uroloncha*; *id. t. c.* p. 356.

Uroloncha squamicollis, n. sp., China; *id. t. c.* p. 359.

Munia semistriata, Hume, *M. fumigata*, Walden, *M. fuscans*, Cass., *M. tristissima*, Wall., *M. leucosticta*, D'Albert and Salvad., *M. pectoralis*, Jerd., and *M. kelaarti*, Jerd., referred to the genus *Uroloncha*; *id. t. c.* pp. 361-368.

Uroloncha propinqua, n. sp., Celebes, Flores; *id. t. c.* p. 368. *U. cantans*, Gm., is an *Aidemosyne*; *id. t. c.* p. 371.

Erythrura forbesi, n. sp., Timor Laut; *id. t. c.* p. 387.

Estrilda angolensis (L.) distinct from *E. phænicotis*, Swains.; *id. t. c.* p. 402.

Habropyga tenerrima, Hartl., not identical with *H. nonnulla* (Reichenb.), as stated by Capt. Shelley (P. Z. S. 1888, p. 31); G. HARTLAUB, Ibis, 1890, p. 263; A. REICHENOW, J. f. O. 1890, p. 75.

†*Granatina*, n. g. (ex Bp.); R. B. SHARPE, *t. c.* p. 403. Type, *G. granatina*.

Subfamily PLOCEINÆ.

Sharpia, Bocage, = *Anaplectes*, Reichenb.; *id. t. c.* p. 411.

†*Heterhyphantes*, n. g. Type, *H. melanogaster*, Shelley; *id. t. c.* p. 414.

Sitagra monacha, nom. emend. pro "*S. personata* (auct. nec V.)"; *id. t. c.* p. 426.

Hyphantornis castanops (fig. 1), *H. xanthopterus* (fig. 2), *H. aurantius* (fig. 3), *H. aureiflavus* (fig. 4), *H. bojeri* (fig. 6): heads figured; *id. t. c.* pl. xiii. *H. jamesoni*, n. sp., Mashona Land; *id. t. c.* p. 447. *H. castaneiceps*, n. sp., Taveta, E. Africa; *id. t. c.* p. 448: head figured, pl. xiii, fig. 5. *H. shelleyi*, n. sp. [= *H. vitellinus*, Sharpe, *nec* Licht., ex Africa merid.]; *id. t. c.* p. 464. *H. superciliosus*, ♂ ♀ figured; *id. t. c.* pl. xiv. *H. cucul-*

lata, skeleton figured; A. B. MEYER, *Abbild. Vogel-skel.* pts. xiv & xv, pl. cxliv, fig. 1.

Ploceus reichardi, distinct from *P. vitellinus*; A. REICHENOW, *J. f. O.* 1890, p. 75.

Malimbus bartletti, n. sp., Gold Coast; R. B. SHARPE, *t. c.* p. 479.

✓ *Nesacanthis*, n. g. Type, *N. eminentissima* (Bp.); *id. t. c.* p. 483.

Ploceus baya, Blyth, is correct name for *P. philippinus*, auct. ex India; *id. t. c.* p. 488. *H. atrigula*, Hodgs., correct name for *P. baya*, auct. nec Blyth; *id. t. c.* p. 491.

Spermospiza rubricapilla figured; *id. t. c.* pl. xv.

Family TANAGRIDÆ.

Calliste tricolor figured; P. MANGELSDORFF, *MB. Deutsch. Ver. Schutzge.* 1890, pp. 374-386, pl. viii.

Family CÆREBIDÆ.

The southern range of the Family; P. L. SCLATER, *Ibis*, 1890, p. 131.

Family DREPANIDÆ.

Hemignathus hanapepe and *H. stejnegeri* figured; S. B. WILSON, *Ibis*, 1890, pl. vi, figs. 1 & 2.

Aerulocercus nobilis and *A. braccatus* figured; S. B. WILSON & A. H. EVANS, *Av. Haw.* pt. i.

Vestiaria coccinia, various phases of plumage figured; *id. t. c.*

Loxops flammea figured; *id. t. c.*

Oreomyza wilsoni, n. sp., Kauai, Sandwich Is.; L. STEJNEGER, *P. U. S. Nat. Mus.* xii, p. 386.

Chrysomitridops caruleirostris figured; S. B. WILSON & A. H. EVANS, *Av. Haw.* pt. i.

Family FRINGILLIDÆ.

POLING, O. C. Notes on the *Fringillidæ* of Western Illinois. *Auk*, vii, pp. 238-243.

Subfamily COCCOTHRAUSTINÆ.

Coccothraustes vulgaris figured; LORD LILFORD, *Col. Fig. Br. Birds*, pt. xvi. *C. vespertina*, occurrences in various States of North America; *Auk*, vii, pp. 209-211: in Quebec; F. B. CAULFIELD, *Can. Rec.* iv, pp. 109-111: in captivity; R. W. SHUFELDT, *Auk*, 1890, pp. 93-95. *C. vespertina montana*, in Arizona; E. A. MEARNES, *Auk*, vii, pp. 246-249.

Fringilla killitzi, n. sp., Bonin Is.; H. SEEBOHM, *Ibis*, 1890, p. 101.

Guiraca rothschildii, n. sp., British Guiana; E. BARTLETT, *Ann. N. H.* (6) vi, pp. 168 & 169.

Subfamily FRINGILLINÆ.

Fringilla palmæ figured; H. B. TRISTRAM, Ibis, 1890, pl. iii. *F. cærulescens* [Zool. Rec. xxvi, p. 43], figured; A. KÖNIG, J. f. O. 1890, taf. vii. The priority of the author's name over that of *F. palmæ*, Tristram, demanded; *id. t. c.* p. 479. *F. tintillon maderensis*, n. subsp., Madeira; *id. t. c.* pp. 270-277 (♂ figured) taf. vi, fig. 1 [Is *F. maderensis*, Sharpe, Cat. B. Brit. Mus. xii, p. 175, 1888]: egg figured; *id. t. c.* taf. viii, fig. 2. *F. canariensis*, ♂ ♀ figured; *id. t. c.* taf. vi, figs. 1 & 2: egg figured; *id. t. c.* taf. viii, fig. 3. *E. teydea*, egg figured; *id. t. c.* taf. viii, fig. 1.

Carduelis elegans figured; LORD LILFORD, Col. Fig. Br. Birds, pt. xv.

Fringilla spinus figured; *id. op. cit.* pt. xiv. *F. chloris* figured; *id. ibid.*

Chrysomitris spinus × *Acanthis linaria*; TH. LORENZ, J. f. O. 1890, pp. 98-100.

Spinus tristis pallidus, n. subsp., Arizona; E. A. MEARN'S, Auk, vii, pp. 244-246.

Fringilla linaria figured; LORD LILFORD, Col. Fig. Br. Birds, pt. xv: cause of variation in length of bill; H. P. PYCRAFT, Tr. Leicester Soc. i, pt. vii, pp. 342 & 343.

Fringilla rufescens and *F. flavirostris* figured; LORD LILFORD, Col. Fig. Br. Birds, pt. xiii.

Leucosticte brandti, Bp., is a *Fringillauda*; E. W. OATES, Faun. Brit. Ind., Birds, ii, p. 248.

Passer montanus in the North of England; H. A. MACPHERSON, Nat. 1890, pp. 92-94; F. B. WHITLOCK, *t. c.* pp. 155, 156, 319, & 320; J. W. FAWCETT, *t. c.* pp. 277, 278, 353, & 354; J. YOUNG, *t. c.* p. 354.

✓*Pseudostruthus*, n. g. Type, *P. gongonensis*, n. sp., Gongoni, E. Africa; E. OUSTALET, Le Nat. xii, p. 274.

Fringilla serinus figured; LORD LILFORD, Col. Fig. Br. Birds, pt. xvi.

Serinus pectoralis, Murray, from Sind, = *Crithagra ictera* (V.); E. W. OATES, Faun. Brit. Ind., Birds, ii, p. 233, note.

✓*Telespyza*, n. g. Type, *T. cantans*, n. sp., Midway I., N. Pacific; S. B. WILSON, Ibis, 1890, p. 341, pl. ix.

Carpodacus mexicanus frontalis, development of young; C. A. KEELER, Zool. i, pp. 172-176, pl. vi. *C. frontalis ruberrimus*, nest and eggs; W. E. BRYANT, Proc. Cal. Ac. Sci. (2) ii, pp. 22 & 23.

Pyrrhospiza humii, probably = *P. punicea*; E. W. OATES, Faun. Brit. Ind., Birds, ii, p. 211.

Loxia curvirostra, nesting in Ireland; R. J. USSHER, Zool. 1890, pp. 199-204. *L. bifasciata*, in Sussex; H. BENSON, *t. c.* p. 17: in Europe in 1890, TSCHUSI ZU SCHMIDHOFEN, Orn. Jahrb. i, pp. 70-81: notes on; E. VON CZÝNK, *t. c.* pp. 172-177: on the beak of the Crossbills; H. GADOW, Zool. Jahrb. v, pp. 630-633, taf. xliii.

Pyrrhula erythrina figured; LORD LILFORD, Col. Fig. Br. Birds, pt. xiv.

Pinicola enucleator in England; J. H. GURNEY, Zool. 1890, pp. 125-129; J. WHITAKER, *t. c.* p. 464.

Loxioides bailleui figured; S. B. WILSON & A. H. EVANS, Av. Haw. pt. 1.

Subfamily EMBERIZINÆ.

Fringillaria major, distinct from *F. orientalis*; A. REICHENOW, J. f. O. 1890, pp. 76 & 77.

Zonotrichia intermedia and *Z. gambeli* intergrade; R. RIDGWAY, Auk, 1890, p. 96.

Amphispiza belli cinerea, n. subsp., Lower California; C. H. TOWNSEND, P. U. S. Nat. Mus. xiii, p. 136.

Juncó hyemalis thurberi, n. subsp., Los Angeles, California; A. W. ANTHONY, Zoe, i, pp. 238 & 239. *J. ridgwayi*, n. sp., Arizona; E. A. MEARNS, Auk, vii, pp. 243 & 244. *J. townsendi*, n. sp., Lower California; W. A. ANTHONY, Proc. Cal. Ac. Sci. (2) ii, pp. 76 & 77: nest and eggs; *id.* Zoe, 1890, pp. 5 & 6.

Melospiza fasciata rivularis, nest and eggs; W. E. BRYANT, Proc. Cal. Ac. Sci. (2) ii, pp. 22 & 23. *M. fasciata graminea*, n. subsp., Sta Barbara I.; C. H. TOWNSEND, P. U. S. Nat. Mus. xiii, p. 139. *M. fasciata clementæ*, San Clemente I.; *id. t. c.* p. 139.

Passerella iliaca, in California; W. E. BRYANT, Proc. Cal. Ac. Sci. (2) ii, p. 90.

Pipilo maculatus, variations in the white in the tail-feathers; W. STONE, P. Ac. Philad. 1890, pp. 215 & 216, with figs. *P. fuscus mesoleucus* and *P. aberti*, nest and eggs; C. E. BENDIRE, Auk, 1890, pp. 22-29.

Spiza americana, note on its disappearance from the District of Columbia; HUGH M. SMITH, P. U. S. Nat. Mus. xiii, pp. 171 & 172.

Family ALAUDIDÆ.

SHARPE, R. B. Catalogue of the *Passeriformes* or Perching Birds in the Collection of the British Museum. [Vol. xiii of The Catalogue of Birds.] Family *Alaudidæ*. 8vo, 1890. Vol. xiii, pp. 512-671.

Otocorys: the range of the different species of North America; the various races described; J. DWIGHT, Auk, vii, pp. 138-158, with a map. *O. alpestris adusta*, n. subsp., Arizona and Chihuahua; *id. t. c.* pp. 148 & 149. *O. alp. merrilli*, n. subsp., Oregon; *id. t. c.* pp. 153 & 154. *O. alp. pallida*, n. subsp., Lower California and Sonora; *id. t. c.* pp. 154 & 155. *Otocorys*, key to the species; *id. t. c.* pp. 156 & 157. *O. bicornis*, n. sp. (ex Hempr.), Palestine; R. B. SHARPE, *t. c.* p. 532. *O. pallida*, n. sp. (nec Dwight), Central Asia; *id. t. c.* p. 533 [corrected to *O. diluta*; *id. t. c.* p. 671]. *O. alpestris pallida*, n. subsp., Rio Colorado, Sonora; C. H. TOWNSEND, P. U. S. Nat. Mus. xiii, p. 138. *O. alp. insularis*, n. subsp., San Clemente I.; *id. t. c.* p. 140. *O. alpestris* figured; LORD LILFORD, Col. Fig. Br. Birds, pt. xvi. *O. penicillata*, in Bosnia; O. REISER, Verh. z.-b. Wien, xl, p. 3; *id.* Orn. Jahrb. i, pp. 106-108. *O. berlepschi*, n. sp., hab. unknown; E. HARTERT, J. f. O. 1890, p. 103.

Alemon desertorum (Stanl.), distinct from *A. alaudipes* (Desf.); R. B. SHARPE, Cat. B. Brit. Mus. xiii, pp. 518 & 519.

¹ *Chersophilus*, n. g. Type, *C. duponti*; *id. t. c.* p. 525.

Melanocorypha leucoptera figured ; LORD LILFORD, Col. Fig. Br. Birds, pt. xvi.

Alauda arvensis and allies ; R. B. SHARPE, *t. c.* pp. 566-575. *A. arvensis* figured ; LORD LILFORD, Col. Fig. Br. Birds, pt. xvi. *A. brachydactyla*, at Great Yarmouth ; G. SMITH, Zool. (3) xiv, p. 77.

Alaudula is a distinct genus from *Calandrella*, and should contain the following species : *A. pispoletta*, *A. bætica*, *A. minor*, *A. cheelensis*, *A. raytal*, *A. adamsi*, and *A. leucophæa* ; R. B. SHARPE, *t. c.* pp. 586-593. *A. persica*, n. sp., Persia ; *id. t. c.* p. 590. *A. seebohmi*, n. sp., Central Asia ; *id. ibid.*

Mirafraga secunda, n. sp., S. Australia ; *id. t. c.* p. 603. *M. alopex*, n. sp., Somali Land ; *id. t. c.* p. 617.

✓*Helicocorys*, n. g. Type, *H. modesta* (Hengl.) ; *id. t. c.* p. 623.

Megalophonus fischeri, distinct from *Alauda apiata*, V. ; A. REICHENOW, J. f. O. 1890, pp. 75 & 76.

Galerita cristata : the different races ; *id. t. c.* pp. 625-633. *G. thecklæ*, from Spain, distinct from *G. cristata* ; *id. t. c.* p. 633.

Galerida rüppelli, n. sp., Abyssinia ; E. HARTERT, J. f. O. 1890, p. 102.

Ammomanes algeriensis, n. sp., Algeria ; R. B. SHARPE, *t. c.* p. 645.

Family MOTACILLIDÆ.

Motacilla melanope and *M. alba*, in Oxfordshire ; O. V. APLIN, Zool. 1890, pp. 371-376.

Budytes beema, in Italy ; V. DE ROMITA, Agg. Orn. Pugl. p. 9. *B. nigricapillus*, heads figured to show variation in yellow eyebrow, tav. i.

Anthus trivialis, in Breconshire ; E. A. SWAINSON, Zool. (3) xiv, p. 73 : in North Wales ; J. CORDEAUX, *t. c.* pp. 72 & 73. *A. bertheloti*, eggs figured ; A. KÆNIG, J. f. O. 1890, tab. viii, fig. 7. *A. obscurus*, figured ; LORD LILFORD, Col. Fig. Br. Birds, pt. xv. *A. richardi*, in Kent ; W. O. HAMMOND, Zool. (3) xiv, p. 18. *A. cockburniæ*, n. sp. [= *A. sordidus*, Sharpe, nec Rüpp.], Nilghiris ; E. W. OATES, Faun. Brit. Ind., Birds, ii, p. 305.

Family MNIOTILTIDÆ.

Geothlypis beldingi, nest and eggs ; W. E. BRYANT, Proc. Cal. Ac. Sci. (2) ii, p. 20 : young described ; *id. t. c.* p. 22. *G. trichas ignota*, n. sp., from Florida ; F. M. CHAPMAN, Auk, 1890, pp. 9-14.

Helminthophila celata sordida, n. subsp., San Clemente I., California ; C. H. TOWNSEND, P. U. S. Nat. Mus. xiii, p. 139. *H. bachmani*, migration and habits in Florida ; W. E. D. SCOTT, Auk, 1890, pp. 16 & 17.

Dendroica dominica, nesting in North Carolina ; C. S. BRIMLEY, *op. cit.* vii, pp. 323-326.

Family CETHIIDÆ.

Tichodroma muraria figured; LORD LILFORD, Col. Fig. Br. Birds, pt. xv: popular notes on (cum fig.); F. DE SCHAECK, Le Nat. xii, pp. 125 & 126.

Family SITTIDÆ.

Sittidæ, notes on the osteology of; F. A. LUCAS, P. U. S. Nat. Mus. xiii, pp. 337-345, pl. xxvii.

Sitta carolinensis atkinsii, n. subsp., Florida; W. E. D. SCOTT, Auk, vii, pp. 118 & 119. *S. [pygmaea] leuconucha*, n. subsp., S. Pedro Mts., Lower California; A. W. ANTHONY, Proc. Cal. Ac. Sci. (2) ii, pp. 77 & 78. *S. whiteheadi* figured; E. H. GIGLIOLI & A. MANZELLA, Iconogr. Avif. Ital. pt. xlvi.

Climacteris leucophaea, egg figured; A. J. NORTH, Nests and Eggs Austr. B. pl. xiii, fig. 3. *C. scandens*, egg figured; *id. t. c.* pl. xii, fig. 7. *C. erythroptis*, egg figured; *id. t. c.* pl. ix, fig. 11. *C. melanura*; *id. t. c.* pl. ix, fig. 12.

Family MELIPHAGIDÆ.

Entomyza cyanotis, egg figured; A. J. NORTH, Nests and Eggs Austr. B. pl. xii, fig. 1.

Myzantha garrula, egg figured; *id. t. c.* pl. xii, fig. 2. *M. flavigula*; *id. t. c.* pl. xii, fig. 4.

Philemon sordidus, egg figured; *id. t. c.* pl. xii, fig. 3. *P. philippinensis*, n. sp., Samar; J. B. STEERE, List Birds and Mamm. Philipp. p. 21.

Acanthochæra carunculata, egg figured; A. J. NORTH, Nests and Eggs Austr. B. pl. xii, fig. 5.

Anellobia mellivora, egg figured; *id. t. c.* pl. xii, fig. 6.

Melirrhophetes belfordi, n. sp., Owen Stanley Mts., S.E. New Guinea; C. W. DE VIS, Rep. Brit. New Guinea, App. pp. 111 & 112.

Meliphaga phrygia, egg figured; A. J. NORTH, Nests and Eggs Austr. B. pl. xii, fig. 8.

Acanthogenys rufigularis, egg figured; *id. t. c.* pl. xii, fig. 10.

Ptilotis flavicollis, egg figured; *id. t. c.* pl. xii, fig. 13. *P. auricomis*, *P. penicillata*, *P. chrysops*; *id. t. c.* pl. xii, figs. 14-16.

P. lewinii, egg figured; *id. t. c.* pl. xiii, fig. 1. *P. notata*, *P. leucotis*; *id. t. c.* pl. xiii, figs. 4 & 5.

Lichmera australasiana, egg figured; *id. t. c.* pl. xii, fig. 17.

Meliornis sericea, egg figured; *id. t. c.* pl. xii, fig. 19.

Acanthorhynchus tenuirostris, egg figured; *id. t. c.* pl. xii, fig. 20.

Plectorhyncha lanceolata, egg figured; *id. t. c.* pl. xiii, fig. 2.

Glyciphila fulvifrons, egg figured; *id. t. c.* pl. xiii, fig. 6. *G. fasciata*, *G. modesta*; *id. t. c.* pl. xiii, figs. 9 & 10.

Stigmatops ocularis, egg figured; *id. t. c.* pl. xiii, fig. 17.

Melithreptus melanocephalus, egg figured; *id. t. c.* pl. xii, fig. 18.

- Myzomela sanguinolenta*, egg figured ; *id. t. c.* pl. xiii, fig. 20.
Prosthemadera novæ zealandiæ figured ; A. FRENZEL, MB. Deutsch.
 Ver. Schutze, 1890, pl. i.

Family NECTARINIIDÆ.

- Æthopyga andersoni*, n. sp., Upper Burma ; E. W. OATES, Faun. Brit. Ind., Birds, ii, p. 349.
Chalcoparia not a Sunbird, but a Liotrichine form, probably near *Myzornis* ; *id. t. c.* p. 372.
Nectarinia filiola, n. sp., Equatorial Africa ; G. HARTLAUB, J. f. O. 1890, pp. 150 & 151 [= *N. kilimensis*, Shelley].
Cinnyris guimarasensis, n. sp., Guimaras ; J. B. STEERE, List Birds and Mamm. Philipp. p. 22.
Arachnothera coræ, n. sp., Mindanao ; W. BLASIUS, J. f. O. 1890, p. 148.

Family DICEIDÆ.

- The family associated with the *Nectariniidæ*, on account of their serrated tomtia ; E. W. OATES, Faun. Brit. Ind., Birds, ii, p. 344.
Dicaeum monticola, ♂ ♀ figured ; R. B. SHARPE, Ibis, 1890, pl. viii, figs. 2 & 3. *D. besti*, n. sp., Siquijor ; J. B. STEERE, List Birds and Mamm. Philipp. p. 22. *D. erythrorhynchus*, nest and egg figured ; H. E. BARNES, J. Bomb. N. H. Soc. v, pl.
Prionochilus samarensis, n. sp., Samar, Leyte ; J. B. STEERE, List Birds and Mamm. Philipp. p. 22.
Parmoptila woodhousei, Cass., does not belong to the *Diceidæ* but to the *Timeliidæ* ; A. REICHENOW, J. f. O. 1890, p. 127.
Prionochilus johannaæ, ♀ described ; J. WHITEHEAD, Ibis, 1890, p. 54.
Achmonorhynchus, n. g. Type, *A. vincens* (Sclater), from Ceylon ; E. W. OATES, Faun. Brit. Ind., Birds, ii, p. 382.
Pholidornis jamesoni, n. sp., from the Aruwimi River ; G. E. SHELLEY, Ibis, 1890, p. 163, pl. v, fig. 1.

Family ZOSTEROPIDÆ.

- Zosterops clara* figured ; R. B. SHARPE, Ibis, 1890, pl. viii, fig. 3. *Z. palpebrosa*, nest and egg figured ; H. E. BARNES, J. Bomb. N. H. Soc. v, pl. *Z. pallidipes*, n. sp., Rossel I., Louisiade Archipelago ; C. W. DE VIS, Rep. Brit. New Guinea, App. p. 112. *Z. basilanica*, n. sp., Basilan, Samar, Leyte ; J. B. STEERE, List Birds and Mamm. Philipp. p. 21. *Z. demeryi* and *Z. obsoleta*, n. spp., Liberia ; J. BÜTTIKOFER, Notes Leyd. Mus. xii, pp. 202 & 203.

Family PARIDÆ.

- Paridæ*, notes on the osteology of ; F. A. LUCAS, P. U. S. Nat. Mus. xiii, pp. 337-345, pl. xxvii.
Parus cristatus, in England ; J. H. GURNEY, Zool. 1890, pp. 210-213 :

figured ; LORD LILFORD, Col. Fig. Br. Birds, pt. xvi. *P. ombriosus*, n. sp., Hierro I., Canaries ; E. G. MEADE-WALDO, Ann. N. H. (6) v, p. 103. *P. ultramarinus* and *P. teneriffe* figured ; A. KENIG, J. f. O. 1890, tab. iv. *P. amabilis*, in Paláwan ; J. WHITEHEAD, Ibis, 1890, p. 52. *P. palustris* and *P. borealis*, vertical distribution ; F. DE SCHAECK, Bull. Soc. Z. Fr. xv, p. 179. *P. boharensis*, n. var. *intermedius*, Central Asia ; N. ZARUDNOI, Bull. Soc. Imp. Mosc. 1889, pp. 789 & 790.

Auriparus flaviceps ornatus, n. subsp., hab. ? ; W. E. BRYANT, Zoe, i, pp. 149 & 150.

Psaltriparus minimus californicus, its nest, Berkeley, Cal. ; C. A. KEELER, t. c. p. 151.

Sphenostoma cristata, egg figured ; A. J. NORTH, Nests and Eggs Austr. B. pl. viii, fig. 5.

Xerophila leucopsis, egg figured ; *id. t. c.* pl. ix, fig. 14.

Family CHAMÆIDÆ.

Notes on the osteology of *Chamæidæ* ; F. A. LUCAS, P. U. S. Nat. Mus. xiii, pp. 337-345, pl. xxvii.

Family REGULIDÆ.

Regulus satelles [Zool. Rec. xxvi, *Aves*, p. 51, = *R. teneriffe*, Seeb.], fig. 1, and *R. cristatus*, fig. 2, figured ; A. KENIG, J. f. O. 1890, tab. v : eggs of both figured ; *id. t. c.* tab. viii, figs. 8 & 9. *R. teneriffe*, in Palma ; H. B. TRISTRAM, Ibis, 1890, p. 73. *R. calendula*, breeding in Arizona ; J. SWINBURNE, Auk, 1890, pp. 97 & 98.

Family LANIIDÆ.

Lanius major, notes on ; O. V. APLIN, Zool. (3) xiv, pp. 27-29. *L. minor* figured ; LORD LILFORD, Col. Fig. Br. Birds, pt. xv. *L. rutilus* figured ; *id. t. c.* *L. homeyeri* breeding in Siebenburgen ; J. VON CSATÓ, Orn. Jahrb. i, pp. 163-167.

Strepera rosa-alba, n. sp., Sudest I., Louisiade Archipelago ; C. W. DE VIS, Rep. Brit. New Guinea, App. p. 110.

Gymnorhina tibicen, egg figured ; A. J. NORTH, Nests and Eggs Austr. B. pl. vii, figs. 4-6. *G. organicum*, egg figured ; *id. t. c.* pl. vii, fig. 9.

Cracticus robustus, egg figured ; *id. t. c.* pl. ix, fig. 8.

Hypocolius ampelinus figured ; P. L. SCLATER, P. Z. S. 1890, p. 147, pl. xv.

Struthidea cinerea, egg figured ; A. J. NORTH, Nests and Eggs Austr. B. pl. viii, fig. 8.

Oreoica cristata, egg figured ; *id. t. c.* pl. viii, fig. 6.

Cochoa is a Thrush ; E. W. OATES, Faun. Brit. Ind., Birds, ii, p. 158.

Collyriocinclia parvissima, egg figured ; A. J. NORTH, Nests and Eggs Austr. B. pl. viii, fig. 1. *C. harmonica* ; *id. t. c.* pl. viii, figs. 2-4. *C. discolor*, n. sp., Rossel I., Louisiades ; C. W. DE VIS Rep. Brit. New Guinea, App. p. 111.

Pachycephala gilberti, egg figured ; A. J. NORTH, Nests and Eggs Austr. B. pl. viii, fig. 10. *P. olivacea* ; *id. t. c.* pl. viii, fig. 11. *P. gutturalis*, egg figured ; *id. t. c.* pl. xii, fig. 9. *P. rufiventris*, *P. melanura* ; *id. t. c.* pl. xii, figs. 11 & 12. *P. meyeri*, n. sp., Mount Arfak ; T. SALVADORI, Mem. R. Accad. Torino (2) xi, p. 230.

Muscitrea grisola (Blyth), associated with *Pachycephala* by Dr. GADOW, is a Flycatcher ; E. W. OATES, Faun. Brit. Ind., Birds, ii, p. 31.

Hyloterpe homeyeri, n. sp., Sulu Is. ; W. BLASIUS, J. f. O. 1890, p. 143.

Falcunculus frontatus, egg figured ; A. J. NORTH, Nests and Eggs Austr. B. pl. viii, fig. 9.

Family ARTAMIDÆ.

SHARPE, R. B. Catalogue of the *Passeriformes* or Perching Birds in the Collection of the British Museum. *Artamidæ*. 8vo, 1890, pp. 1-21.

2 genera recognised, *Artamus*, with 17 species, and *Pseudochelidon*, with 1 species.

Artamus hypoleucus, nom. emend. pro "*A. albiventris*, Gould" [*nec* Less.] ; R. B. SHARPE, *t. c.* p. 17. *A. melanops*, egg figured ; A. J. NORTH, Nests and Eggs Austr. B. pl. viii, fig. 13. *A. sordidus* ; *id. t. c.* pl. viii, fig. 14.

Family AMPELIDÆ.

Ampelis cedrorum, in Mexico ; G. DESFONTAINES, Nat. Mex. (2) i, pp. 415-418.

Family VIREONIDÆ.

Vireo gracilirostris, n. sp., Fernando Noronha ; R. B. SHARPE, J. L. S. xx, p. 478. *V. flaviviridis*, breeding in Costa Rica ; G. K. CHÉRIÉ, Auk, vii, pp. 329-331. *V. olivaceus* breeds in Western Mexico and Honduras ; O. SALVIN, Ibis, 1890, p. 84. *V. viciniior californicus*, n. subsp. ; F. STEPHENS, Auk, vii, pp. 159 & 160.

Family SYLVIIDÆ.

Sylvia nisoria, in Ireland ; A. G. MORE, Zool. 1890, p. 310. *S. orphea* figured ; LORD LILFORD, Col. Fig. Br. Birds, pt. xv. *S. nisoria* figured ; *id. t. c.*

Phylloscopus superciliosus, in the Scilly Is. ; J. H. JENKINSON, Ibis, 1890, p. 387.

Acanthiza nana, egg figured ; A. J. NORTH, Nests and Eggs Austr. B. pl. xiii, fig. 16.

Sericornis frontalis, egg figured ; *id. t. c.* pl. ix, fig. 16. *S. citreogularis*, egg figured ; *id. t. c.* pl. ix, fig. 5.

Luscinola (Herbivocula) schwarzi figured ; TH. PLESKE, Orn. Ross.

taf. iii, figs. 1 & 2. *L. neglecta*; *id.* taf. iii, figs. 3 & 4. *L. (Dumeticola) intermedia*, figured; *id.* taf. iii, fig. 5.

Acrocephalus dumetorum, var. *affinis*; N. ZARUDNOI, Bull. Soc. Imp. Mosc. 1890, pp. 25 & 26.

Acrocephalus (Calamodus) bistrigiceps figured; TH. PLESKE, Orn. Ross. taf. iii, fig. 6.

Bradypterus alfredi, n. sp., Equatorial Africa; G. HARTLAUB, J. f. O. 1890, p. 152.

Anytis striatus, egg figured; A. J. NORTH, Nests and Eggs Austr. B. pl. ix, fig. 10.

Sphenura longirostris, egg figured; *id. t. c.* pl. viii, fig. 15. *S. brachyptera*; *id. t. c.* pl. viii, fig. 16.

Malurus, change of plumage in members of this genus; *id.* P. Linn. Soc. N.S.W. (2) v, pp. 505-509. *M. callainus*, egg figured; *id.* Nests and Eggs Austr. B. pl. xiii, fig. 18. *M. melanotus*; *id. t. c.* pl. xiii, fig. 19.

Orthotomus sutorius, nest and eggs figured; H. E. BARNES, J. Bomb. N. H. Soc. v, pl. i. *O. panayensis*, n. sp., Panay, *O. samarensis*, n. sp., Samar; J. B. STERRE, List Birds and Mamm. Philipp. p. 20.

Burnesia reichenowi n. sp., Equatorial Africa; G. HARTLAUB, J. f. O. 1890, pp. 151 & 152.

Family TURDIDÆ.

BELDING, L. The Small Thrushes of California. [With Notes by W. E. BRYANT.] Proc. Cal. Ac. Sci. (2) ii, pp. 57-72.

Notes on *T. ustulatus*, *T. ustulatus swainsoni*, *T. aonalaschkae*, *T. aonalaschkae auduboni*, and *T. sequoiensis* [*vide infra*].

Cochoa belongs to the *Turdidæ*; E. W. OATES, Faun. Brit. Ind., Birds, ii, p. 158.

Geocichla avensis (Gray) = *G. interpres* (Kuhl.); *id. t. c.* p. 138, note. *G. macrorhyncha*, egg figured; A. J. NORTH, Nests and Eggs Austr. B. pl. xi, fig. 1.

Turdus merula, notes on habits; H. P. LEONARD, P. Bristol. Soc. (n.s.) vi, pp. 202-212.

Turdus sequoiensis, n. sp., California; L. BELDING, Proc. Cal. Ac. Sci. (2) ii, pp. 18 & 19. *T. fuscatus* in Norway; R. COLLETT, Orn. Jahrb. i, p. 37.

Merula migratoria, roosting habits in summer; W. BREWSTER, Auk, vii, pp. 360-373. *M. vanuensis*, nom. emend. pro "*M. vitiensis*, Layard"; H. SEEBOHM, P. Z. S. 1890, p. 667. *M. luyardi*, n. sp., Viti Levu; *id. ibid.* *M. vinitincta*, nests described and egg figured; A. J. NORTH, Rec. Austr. Mus. i, p. 36, pl. i, fig. 5. *M. papuensis*, n. sp., Owen Stanley Mts., S.E. New Guinea; C. W. DE VIS, Rep. Brit. New Guinea, App. p. 112.

Copsychus adamsi, n. sp., Sandakan, N.E. Borneo; D. G. ELLIOT, Auk, vii, p. 348 [= *C. niger*, Wardlaw Ramsay, R. B. S. in Nature, 1890, p. 647; D. G. ELLIOT, Auk, viii, p. 117].

Cossypha bartteloti, n. sp., Aruwihimi River; G. E. SHELLEY, Ibis, 1890, p. 159, pl. v, fig. 2.

Cittocinclia melanura figured; E. MODIGLIANI, Viagg. a Nias, tav. v. *C. cebuensis*, n. sp., Cebu; J. B. STEERE, List Birds and Mamm. Philipp. p. 20.

Myiadestes townsendi wintering in Montana; R. S. WILLIAMS, Auk, 1890, p. 98.

Phæornis obscura figured; S. B. WILSON & A. H. EVANS, Av. Haw, pt. i.

Sialia mexicana anabelæ, n. subsp.; A. W. ANTHONY, Proc. Cal. Ac. Sci. (2) ii, p. 79.

Grandala is allied to the Redstarts; E. W. OATES, Faun. Brit. Ind., Birds, ii, p. 110.

Erithacus superbus [Zool. Rec. xxvi, p. 50], figs. 1 & 2, and *E. rubecula* (Palma), fig. 3; A. KÆNIG, J. f. O. 1890, tab. iii: eggs of both figured; *id. t. c.* tab. viii, figs. 4-6. *E. rubecula* in Palma; H. B. TRISTRAM, Ibis, 1890, p. 72.

Thamnotæa shelleyi and allies, with identification of *Oenanthe nigra* (V.); A. REICHENOW, J. f. O. 1890, pp. 77 & 78.

Pratincola emmæ, n. sp., Equatorial Africa; G. HARTLAUB, J. f. O. 1890, pp. 152 & 153.

P. robusta, Tristram, is a large race of *P. sybilla*, from Madagascar, and the Indian habitat is erroneous; E. W. OATES, Faun. Brit. Ind., Birds, ii, p. 68, note.

Saxicola capistrata distinct from *S. picata*; *id. t. c.* pp. 71-73. *S. barnesi*, n. sp., Afghanistan; *id. t. c.* p. 75.

Family CINCLIDÆ.

Cinclus aquaticus in Mecklenberg; C. STRUCK, Arch. Ver. Meckleub. xliii, p. 254.

Family TROGLODYTIDÆ.

Troglodytes tanneri, n. sp., Clarion I.; C. H. TOWNSEND, P. U. S. Nat. Mus. xiii, p. 133. *T. furvus rex*, n. subsp., Bolivia; H. VON BERLEPSCH & P. LEVERKÜHN, Ornith. vi, p. 6.

Thryothorus ludovicianus lomitensis, n. sp., Rio Grande Valley, Texas; G. B. SENNETT, Auk, 1890, pp. 57-60. *T. ludovicianus miamensis*, notes on; J. A. ALLEN, *op. cit.* vii, pp. 115-117.

Family MIMIDÆ.

Mimus arenaceus, n. sp., Bahia; F. M. CHAPMAN, Auk, vii, pp. 135 & 136.

Family TIMELIDÆ.

Eupetes macrocerus, new to Borneo; R. B. SHARPE, Ibis, 1890, p. 366.

Trochalopteron ningpoense, n. sp., Ningpo, China; A. DAVID & E. OUSTALET, *Le Nat.* xii, pp. 186 & 187.

Dryonastes maesi, n. sp., Tonkin; E. OUSTALET, *Bull. Soc. Z. Fr.* xv, pp. 154-156. *D. lugens*, note on; *id. t. c.* p. 156. *D. germaini*, n. sp., Cochin China; *id. t. c.* pp. 157-158.

Malacias castanopterus, n. sp., Karen Hills, British Burmah; T. SALVADORI, *Ann. Mus. Genov.* (2) vii, p. 363.

Crateropus larvatus, n. sp., Madras; E. HARTERT, *J. f. O.* 1890, pp. 154 & 155.

Psophodes crepitans, egg figured; A. J. NORTH, *Nests and Eggs Austr. B.* pl. viii, fig. 7.

Cinclosoma punctatum, egg figured; *id. t. c.* pl. xi, fig. 10.

Grallina picata, egg figured; *id. t. c.* pl. viii, fig. 12.

Pomatostomus temporalis, egg figured; *id. t. c.* pl. ix, fig. 7.

Orthonyx spaldingi, nest described and egg figured; *id. Rec. Austr. Mus.* i, p. 32, pl. i, fig. 2.

Pycnoptilus floccosus, egg figured; *id. Nests and Eggs Austr. B.* pl. ix, fig. 6.

Pyrrholæmus brunneus, egg figured; *id. t. c.* pl. ix, fig. 15.

Macrosphenus flavicans, from the Aruwihimi River; G. E. SHELLEY, *Ibis*, 1890, p. 160.

Trichocichla, n. g. Type, *T. rufa*, n. sp., Viti-Levu; A. REICHENOW, *J. f. O.* 1890, p. 489.

Origma rubricata, egg figured; A. J. NORTH, *Nests and Eggs Austr. B.* pl. xiii, fig. 8.

Ephthianura albifrons, egg figured; *id. t. c.* pl. xiii, fig. 11. *E. tricolor*; *id. t. c.* pl. xiii, fig. 12.

Setaria samarensis, n. sp., Mindanao, Samar; J. B. STEERE, *List Birds and Mamm. Philipp.* p. 16.

Ptilocichla (?) *basilanica*, n. sp., Basilan, *P.* (?) *mindanensis*, n. sp., Mindanao; *id. t. c.* p. 18.

Ptilopyga mindanensis, n. sp., Mindanao; W. BLASIUS, *J. f. O.* 1890, p. 146.

Macronus mindanensis, n. sp., Mindanao, Samar, Leyte; J. B. STEERE, *List Birds and Mamm. Philipp.* p. 17.

Liothrix lutea (Scop.), from China, distinct from *L. calipyga* (Hodg.), off the Himalayas; H. SEEBOHM, *P. Z. S.* 1890, p. 343.

Alcippe hueti, from China, is distinct from *A. nipalensis*; *id. t. c.* p. 343.

Mixornis nigrocapitatus, n. sp., Samar and Leyte; J. B. STEERE, *List Birds and Mamm. Philipp.* p. 17.

Mixornis plateni, n. sp., Mindanao; W. BLASIUS, *J. f. O.* 1890, p. 147.

Suthora feae, n. sp., Karen Mts., British Burmah; T. SALVADORI, *Ann. Mus. Genov.* (2) vii, p. 363.

Chalcoparia belongs to the *Liotrichidae*; E. W. OATES, *Faun. Brit. Ind.*, *Birds*, ii, p. 372.

Parmoptila, Cass., considered to belong to this family; A. REICHENOW, *J. f. O.* 1890, p. 127 [= *Pholidornis (Diceida)*.]

Family PYCNONOTIDÆ.

Hemixus canipennis, n. sp., Foochow, China; H. SEEBOHM, P. Z. S. 1890, p. 343, pl. xxvii, fig. 1. *H. castanonotus* figured; *id. t. c.* pl. xxvii, fig. 2.

Iole guimarasensis, n. sp., Guimaras, Panay, Negros; J. B. STEERE, List Birds and Mamm. Philipp. p. 19. *I. mindorensis*, n. sp., Mindoro; *id. t. c.* p. 19. *I. siquiorensis*, n. sp.; *id. ibid.* *I. schmackeri*, n. sp., Mindoro; E. HARTERT, J. f. O. 1890, pp. 155 & 156 [= *I. mindorensis*, *ut supra*].

Pycnonotus nehrkorni, n. sp., Mindanao; W. BLASIUS, J. f. O. 1890, p. 147.

Criniger haynaldi, n. sp., Sulu Is.; *id. t. c.* p. 143.

Poliolophus basilanicus, n. sp., Mindanao and Basilan; J. B. STEERE, List Birds and Mamm. Philipp. p. 19.

Phacelias, nom. emend. pro "*Kelaartia*, Blyth."; F. HEINE, Nomencl. Mus. Hein. p. 67.

Irena elle, n. sp., Samar and Leyte; J. B. STEERE, List Birds and Mamm. Philipp. p. 18.

Family CAMPOPHAGIDÆ.

Artamides mindorensis, n. sp., Mindoro; J. B. STEERE, List Birds and Mamm. Philipp. p. 14. *A. mindanensis*, n. sp., Mindanao; *id. ibid.* *A. panayensis*, n. sp., Guimaras, Panay, and Masbate; *id. ibid.*

Pteropodocys phasianella, egg figured; A. J. NORTH, Nests and Eggs Austr. B. pl. ix, fig. 2.

Graucalus hypoleucus, egg figured; *id. t. c.* pl. ix, fig. 1. *G. mentalis*, *G. melanops*; *id. t. c.* pl. ix, figs. 3 & 4. *G. longicauda*, n. sp., Owen Stanley Mts., S.E. New Guinea; C. W. DE VIS, Rep. Brit. New Guinea, App. p. 110.

Edolisoma nehrkorni, n. sp., Waigiou; SALVADORI, Agg. Orn. Pap. in Mem. R. Accad. Torino (2) xi, p. 217. *E. panayensis*, n. sp., Guimaras and Panay; J. B. STEERE, List Birds and Mamm. Philipp. p. 14.

Pseudolalage minor, n. sp., Mindanao; *id. t. c.* p. 15.

Pericrocotus leytenis, n. sp., Leyte; *id. ibid.*

Family MUSCICAPIDÆ.

Siphia mandellii (Hume) = *Alseonax muttui* (Layard); E. W. OATES, *t. c.* p. 36.

Muscicapa ruficauda, Swains., is an *Alseonax*; *id. ibid.*

Diaphorophya jamesoni, n. sp., Yambuya, Aruwihimi River; R. B. SHARPE, App. Jameson's "Rear Column," p. 414.

Muscicapa parva, Bechst., and *M. albicilla*, Pall., belong to the genus *Siphia*; E. W. OATES, Faun. Brit. Ind., Birds, ii, p. 9. *M. parva*, in Norfolk; F. M. OGILVIE, P. Z. S. 1890, pp. 616 & 617: figured; LORD LIL-

FORD, Col. Fig. Br. Birds, pt. xv : breeding in Steiermark ; P. F. S. BAUER, Orn. Jahrb. i, pp. 112-117 ; in N. Bohemia ; F. KRALERT, *t. c.* pp. 157 & 158.

Erythrosterna sordida, Godw. Aust. = *Cyornis hodgsoni* (Verr.) ♀ ; E. W. OATES, *t. c.* p. 16.

Muscicapula mindanensis, n. sp., Mindanao ; W. BLASIUS, J. f. O. 1890, pp. 147 & 148.

Chasiempis sclateri, Ridgw., and *C. ibidis*, Stejn., = *C. sandwichensis* (Gm.), all collected in Oahu I. by Prof. Behn ; H. v. BERLEPSCH & P. LEVERKÜHN, Orn. vi, pp. 2-5, taf. 1, fig. 3.

Heteromyias cinereifrons, nest described and egg figured ; A. J. NORTH, Rec. Austr. Mus. i, pp. 37 & 38, pl. i, fig. 4.

Pacilodryas (?) *sigillata*, n. sp., Owen Stanley Mts., New Guinea ; C. W. DE VIS, Rep. Brit. New Guinea, App. p. 109.

Hypothymis samarensis, n. sp., Samar and Leyte ; J. B. STEERE, List Birds and Mamm. Philipp. p. 16. *H. ceylonensis*, Sharpe, = *H. azurea* (Bodd.), but *H. tyleri* (Beavan) from the Andamans, is distinct ; E. W. OATES, *t. c.* pp. 49 & 56.

Cyanomyias helene, n. sp., Samar ; J. B. STEERE, List Birds and Mamm. Philipp. p. 16.

Todopsis kowaldi, n. sp., Owen Stanley Mts., S.E. New Guinea ; C. W. DE VIS, Rep. Brit. New Guinea, App. pp. 109 & 110.

Trochocercus nigromitratus distinct from *T. nitens*, Cass. ; A. REICHENOW, J. f. O. 1890, pp. 118 & 119.

Rhipidura albicularis, n. sp., S.E. New Guinea ; C. W. DE VIS, Rep. Brit. New Guinea, App. p. 108.

Terpsiphone insularis figured ; E. MODIGLIANI, Viagg. a Nias, taf. xi. *T. nicobarica*, n. sp., Andaman and Nicobar Is. ; E. W. OATES, Faun. Brit. Ind., Birds, ii, p. 48.

Cryptolopha montis, in Palawan (2000 feet) ; J. WHITEHEAD, Ibis, 1890, p. 48.

Arses orientalis, n. sp., Rigo, S.E. New Guinea ; T. SALVADORI, Ann. Mus. Genov. (2) ix, p. 566.

Piezorhynchus florencie, n. sp., Solomon Is. ; R. B. SHARPE, Ibis, 1890, p. 206.

Monarcha melanops, egg figured ; A. J. NORTH, Nests and Eggs Austr. B. pl. ix, fig. 9.

Pomarea leucophthalmus, n. sp., Howla I., Solomons ; E. P. RAMSAY, Rec. Austr. Mus. i, pp. 4 & 5.

Cyornis : the genus contains, amongst other species, the following :—*Muscitrea cyanea*, Hume, *Poliomyias hodgsoni* (Verr.), *Muscicapula hyperythra* (Blyth), *Digenea leucomelanura*, Hodgs., *D. cerviniventris*, Sharpe, *Muscicapa superciliaris*, Jerd., *M. melanoleuca*, Blyth, *M. astigma*, Hodgs., *Muscicapula sapphira*, Tickell ; E. W. OATES, Faun. Brit. Ind., Birds, ii, pp. 11-20.

Niltava oatesi, Salvad., *Muscicapa pallidipes* (Jerd.), also belong to *Cyornis* ; *id. t. c.* pp. 20-22.

Siphia is distinct from *Cyornis* ; *id. t. c.* p. 7.

S. everetti, n. sp., Mt. Penrisen, Borneo; R. B. SHARPE, Ibis, 1890, p. 366. *S. vordermanni*, n. sp., Java, *S. elopurensis*, n. sp., N.E. Borneo; *id. t. c.* p. 206.

Cyornis poliogenys, Brooks, and *C. olivacea*, Hume, belong to the genus *Anthipes*; E. W. OATES, *t. c.* pp. 33 & 34.

Muscitrea grisola (Blyth) is allied to *Anthipes*; *id. t. c.* p. 30.

Family HIRUNDINIDÆ.

SHARPE, R. B., & WYATT, C. W. A Monograph of the *Hirundinidæ*, or Family of Swallows. Pts. xiii & xiv.

The species described and figured are *Stelgidopteryx serripennis*, *Petrochelidon pyrrhonota*, *P. swainsoni* × *erythrogastra*, *P. spilodera*, *Cotile cincta*, *C. paludicola*, *Hirundo euchrysea*, *H. daurica*, *H. striolata*, *H. nipalensis*, *H. erythropygia*, *Chelidon nipalensis*, and *Tachycineta albiventris*.

Hirundo rustica, notes on the plumage; J. BÜTTIKOFER, Notes Leyd. Mus. xii, pp. 198-206: at sea; H. E. PUREY-CUST, Nature, xlii, p. 100: curious nest; W. W. FOWLER, *op. cit.* xliii, pp. 80 & 318; R. H. READ, *t. c.* p. 176: rate of flight; J. VIAN, Bull. Soc. Z. Fr. xv, pp. 82 & 83. *H. urbica*, rate of flight; X. RASPAIL, *t. c.* pp. 103-105. *H. japonica*, T. & S., and *H. substriolata*, Hume, = *H. striolata*, Temm.; E. W. OATES, Faun. Brit. Ind., Birds, ii, p. 281. *H. intermedia*, Hume, = *H. daurica*, Linn.; *id. t. c.* p. 282.

Cecropis arctivitta, Swinh., = *H. nepalensis*, Hodgs.; *id. t. c.* p. 282.

Callichelidon cyaneoviridis in Florida; W. E. D. SCOTT, Auk, vii, p. 265.

Petrochelidon fulva in Florida; *id. t. c.* p. 264. *P. nigrifrons*, egg figured; A. J. NORTH, Nests and Eggs Austr. B. pl. xiii, fig. 14.

Cheramæca leucosternum, egg figured; *id. t. c.* pl. xiii, fig. 15.

Section B. OLIGOMYODÆ.

Family TYRANNIDÆ.

Todirostrum cinereum, nesting habits; G. K. CHERIE, Auk, vii, pp. 233-235.

Elainea pagano, nest; *id. t. c.* p. 235.

Myiozetetes texensis, nest; *id. t. c.* p. 235.

Empidonax pusillus and *E. difficilis*, nests and eggs; H. R. TAYLOR, Proc. Cal. Ac. Sci. (2) ii, pp. 88 & 89.

Myiarchus tyrannulus chlorepiscius, n. subsp., Matto Grosso; H. v. BERLEPSCH & P. LEVERKÜHN, Ornith., vi, pp. 16 & 17.

Family PIPRIDÆ.

Piprites griseiceps figured; O. SALVIN & F. D. GODMAN, Biol. Centr. Am., Aves, ii, pl. xli, fig. 3.

Chromacharis aurantiaca figured ; *iid. t. c.* tab. xli, figs. 1 & 2.

Heterocercus angosturæ, n. sp., Angostura ; H. v. BERLEPSCH & P. LEVERKÜHN, *Ornis*, vi, p. 18.

Family COTINGIDÆ.

Tityra pelzelni, n. sp., Brazil ; O. SALVIN & F. D. GODMAN, *Biol. Centr. Am., Aves*, ii, p. 120, note. *T. buckleyi*, n. sp., E. Ecuador ; *iid. t. c.* p. 120, note.

Platypsaris albiventris, from Southern Arizona ; W. W. PRICE, *Proc. Cal. Ac. Sci.* (2) ii, p. 89.

Pachyrhamphus cinereiventris figured ; O. SALVIN & F. D. GODMAN, *Biol. Centr. Am., Aves*, ii, pl. xliii, fig. 1. *P. albogriseus*, ♂ ♀ figured ; *iid. t. c.* pl. xliii, figs. 2 & 3.

Carpodectus nitidus figured ; *iid. t. c.* pl. xlii.

Family PITTIDÆ.

Pitta lorix, n. sp., Su-a-u I., S.E. New Guinea ; T. SALVADORI, *Ann. Mus. Genov.* (2) ix, p. 579. *P. strepitans*, egg figured ; A. J. NORTH, *Nests and Eggs Austr. B.* pl. xi, fig. 7. *P. simillima*, *P. macklotii* ; *id. t. c.* pl. xi, figs. 8 & 9.

Family DENDROCOLAPTIDÆ.

SCLATER, P. L. *Catalogue of the Passeriformes or Perching Birds in the Collection of the British Museum.* [Vol. xv of *The Catalogue of Birds.*] *Tracheophona.* 8vo, 1890.

5 subfamilies recognised : I. *Furnariinæ* (39 species) ; II. *Synallaxinæ* (101 species) ; III. *Philydorinæ* (67 species) ; IV. *Sclerurinæ* (6 species) ; V. *Dendrocolaptinæ* (80 species).

ELLIOT, D. G. *A Study of the Genus Dendroornis and its Species.* *Auk*, vii, pp. 160-189.

22 species recognised. Supplementary notes ; *id. t. c.* pp. 207 & 208.

Subfamily FURNARIINÆ.

Geositta crassirostris figured ; P. L. SCLATER, *Cat. Birds Brit. Mus.* xv, pl. i.

Furnarius torridus figured ; *id. t. c.* pl. ii.

Subfamily SYNALLAXINÆ.

Synallaxis adusta figured ; P. L. SCLATER, *Cat. Birds Brit. Mus.* xv, pl. iii. *S.* [*lege Siptornis*, p. 62] *subcristata* figured ; *id. t. c.* pl. iv. *S. cabanisi*, n. sp., Peru ; H. v. BERLEPSCH & P. LEVERKÜHN, *Ornis*, vi, pp. 21 & 22. *S. heterocerca*, n. sp., Argentine Republic ; *id. t. c.* pp. 22-24.

Subfamily PHILYDORINÆ.

✓ *Phacelodomus*, nom. emend. pro "*Phacellodomus* or *Placellodomus*, auct.;" P. L. SCLATER, Cat. Birds Brit. Mus. xv, p. 79. *P. rufipennis* figured; *id. t. c.* pl. v.

Automolus holostictus and *A. rubidus* figured; *id. t. c.* pls. vi & vii.

Philydor erythronotus and *P. consobrinus* figured; *id. t. c.* pls. viii & ix.

Homorus galatheæ figured; H. V. BERLEPSCH & P. LEVERKÜHN, Orn. vi, p. 24, taf. ii, fig. 1.

Subfamily DENDROCOLAPTINÆ.

Dendroornis polysticta figured; P. L. SCLATER, Cat. Birds Brit. Mus. xv, pl. x. *D. lineatocapilla*, n. sp., Angostura; H. V. BERLEPSCH & P. LEVERKÜHN, Orn. vi, pp. 24 & 25, taf. i, fig. 1.

Xiphocolaptes procurvus, Cab., described; R. RIDGWAY, P. U. S. Nat. Mus. xiii, p. 47. *X. albicollis* (Licht.), described; *id. t. c.* p. 48.

Family FORMICARIIDÆ.

SCLATER, P. L. Catalogue of the *Passeriformes* or Perching Birds in the Collection of the British Museum. [Vol. xv of The Catalogue of Birds.] *Tracheophonæ, Formicariidæ.* 8vo, 1890.

The family is divided into 3 subfamilies: I. *Thamnophilinæ* (80 species); II. *Formicariinæ* (130 species); III. *Grallariinæ* (44 species).

Subfamily THAMNOPHILINÆ.

Thamnophilus puncticeps, nom. emend. pro "*T. pollutus*, Scl. & Salv. (*nec* Licht.), ex Ecuador"; P. L. SCLATER, Cat. Birds Brit. Mus. p. 212. *T. athiops*, ♂ ♀ figured; *id. t. c.* pl. xi. *T. nigriceps* figured; *id. t. c.* pl. xii. *T. insignis* figured; *id. t. c.* pl. xiii. *T. albinuchalis* figured; *id. t. c.* pl. xiv.

Subfamily FORMICARIINÆ.

Myrmotherula erythrura, ♂ ♀ figured; P. L. SCLATER, Cat. Birds Brit. Mus. xv, pl. xv. *M. inornata*, n. sp. (*ex* Berlepsch MSS.), = *M. unicolor*, Salv. (*nec* Ménétr.), Guiana and Colombia; *id. t. c.* p. 243. *M. behni*, n. sp., Bogotá; H. V. BERLEPSCH & P. LEVERKÜHN, Orn. vi, pp. 25 & 26, taf. i, fig. 2.

Myrmeciza pelzelni, n. sp. (= *M. ruficauda*, Pelz., *nec* Neuwied), Cayenne and Lower Amazonia; P. L. SCLATER, Cat. Birds Brit. Mus. xv, p. 283.

Hypocnemis lepidonota, ♂ ♀ figured; P. L. SCLATER, Cat. Birds Brit. Mus. xv, pl. xvi.

Subfamily GRALLARIINÆ.

Grallaria haplonota (pl. xvii), *G. erythrotis* (pl. xviii), *G. rufocinerea* (pl. xix), *G. fulviventris* (pl. xx), figured; P. L. SCLATER, Cat. Birds Brit.

Mus. xv. *G. nigrolineata*, n. sp. (ex Berlepsch MSS.), Venezuela; *id. t. c.* p. 321. *G. haplonota*, Sel., figured; H. v. BERLEPSCH & P. LEVERKÜHN, *Ornis*, vi, p. 27, taf. ii, fig. 2. *G. imperator intercedens*, n. subsp., Bahia; *id. t. c.* p. 27.

√ *Cubobæmon*, nom. emend. pro "*Pittasoma*, Cass.;" ; F. HEINE, *Nomencl. Mus. Hein.* p. 123.

√ *Thamnocharis*, n. g. Type, *T. dignissima* (Sel. & Salv.); P. L. SCLATER, *Cat. Birds Brit. Mus.* xv, p. 210.

Family CONOPOPHAGIDÆ.

SCLATER, P. L. Catalogue of the *Passeriformes* or Perching Birds in the Collection of the British Museum. [Vol. xv of The Catalogue of Birds.] *Tracheophonæ, Conopophagidæ* [pp. 329-336].

11 species admitted.

Family PTEROPTOCHIDÆ.

SCLATER, P. L. Catalogue of the *Passeriformes* or Perching Birds in the Collection of the British Museum. [Vol. xv of The Catalogue of Birds.] *Tracheophonæ, Pteroptochidæ* [pp. 337-352].

21 species admitted.

Lioscelis erythræus, n. sp., W. Ecuador; P. L. SCLATER, *Cat. Birds Brit. Mus.* xv, p. 345.

PASSERES ABNORMALES.

The species of *Atrichia* described; R. B. SHARPE, *Cat. Birds Brit. Mus.* xiii, pp. 659-660.

REPTILIA AND BATRACHIA.

BY

G. A. BOULENGER.

GENERAL.*

COPPE, E. D. Synopsis of the Families of Vertebrata. Am. Nat. xxiii, pp. 849-877. [Issued March, 1890.]

Batrachians and Reptiles are classified as follows :—

Class BATRACHIA.

Subclass I. STEGOCEPHALI.

Order I. GANOCEPHALI. Fams. *Trimerorhachidæ*, *Archegosauridæ*.

Order II. RHACHITOMI. Fam. *Eryopidæ*.

Order III. EMBOLOMERI. Fam. *Cricotidæ*.

Order IV. MICROSAURI. Fams. *Branchiosauridæ*, *Hylonomidæ*, *Molgophidæ*, *Phlegthontiidæ*.

Subclass II. URODELA.

Order I. PROTEIDA. Fam. *Proteidæ*.

Order II. PSEUDOSAURIA. Fam. *Cryptobranchidæ*, *Amblystomidæ*, *Hynobiidæ*, *Plethodontidæ*, *Thoriidæ*, *Desmognathidæ*, *Salamandridæ*, *Pleurodelidæ*, *Amphiumidæ*, *Cæciliidæ*.

Order III. TRACHYSTOMATA. Fam. *Sirenidæ*.

Subclass III. SALIENTIA:

Order. ANURA.

Suborder 1. AGLOSSA. Fams. *Xenopidæ*, *Pipidæ*.

Suborder 2. ARCIFERA. Fams. *Discoglossidæ*, *Bufonidæ*, *Dendrophryniscidæ*, *Asterophrydidæ*, *Pelodytidæ*, *Scaphiopidæ*, *Hylidæ*, *Cystignathidæ*, *Amphignathodontidæ*, *Hemiphractidæ*.

Suborder 3. GASTRECHMIA. Fam. *Hemisidæ*.

* An asterisk prefixed to a quotation indicates that the Recorder has not seen the Journal or Work referred to.

Suborder 4. FIRMISTERNIA. Fams. *Engystomida*, *Phryniscida*, *Dendrobatida*, *Cophylida*, *Dyscophida*, *Colostethida*, *Ranida*, *Cerutobatrachida*.

Class MONOCONDYLIA.

Subclass I. REPTILIA.

Order I. ICHTHYOPTERYGIA. Fams. *Ichthyosaurida*, *Mixosaurida*.

Order II. TESTUDINATA.

Suborder 1. ATHECÆ. Fam. *Dermochelyda*.

Suborder 2. TRIONYCHOIDEA. Fam. *Trionychida*.

Suborder 3. CRYPTODIRA. Fams. *Cheloniida*, *Testudinida*, *Cinosternida*, *Dermatemydidæ*, *Chelydridæ*, *Baënidæ*, *Adocidæ*.

Suborder 4. PLEURODIRA. Fams. *Pleurosternida*, *Sternotherida*, *Pelomedusida*, *Plesiochelydida*, *Chelydida*, *Carettochelydida*.

Order III. THEROMORA.

Suborder 1. PLACODONTIA. Fam. *Placodontida*.

Suborder 2. PROGANOSAURIA. Fams. *Mesosaurida*, *Procolophodontida*, *Paleohatterida*, *Homœosaurida*, *Proterosaurida*, *Rhynchosaurida*.

Suborder 3. PARASUCHIA. Fams. *Belodontida*, *Ætosaurida*.

Suborder 4. ANOMODONTIA. Fam. *Dicynodontida*.

Suborder 5. PELYCOSAURIA. Fams. *Clepsydropida*, *Pariotichida*, *Bolosaurida*.

Suborder 6. COTYLOSAURIA. Fams. *Pariasaurida*, *Dialectida*.

Order IV. PLESIOSAURIA. Fam. *Plesiosaurida*, *Nothosaurida*, *Lariosaurida*.

Order V. ORNITHOSAURIA. Fams. *Pteranodontida*, *Pterodactylida*.

Order VI. DINOSAURIA.

Suborder 1. SAURISCHIA. Fams. *Cetiosaurida*, *Cælorida*, *Megalosaurida*.

Suborder 2. ORTHOPODA. Fams. *Agathaumida*, *Omosaurida*, *Scelidosaurida*, *Iguanodontida*.

Order VII. CROCODILIA. Fams. *Crocodylida*, *Goniopholida*, *Teleosaurida*.

Order VIII. RHYNCHOCEPHALIA.

Suborder 1. SPHENODONTINA. Fam. *Sphenodontida*.

Suborder 2. CHORISTODERA. Fam. *Champsosaurida*.

Order IX. SQUAMATA.

Suborder 1. LACERTILIA. (For minor divisions, see Zool. Rec. xxiv, *Rept.* p. 7.)

Suborder 2. PYTHIOMORPHA. Fams. *Plioplatecarpida*, *Mosasaurida*.

Suborder 3. OPHIDIA.

- Superfam. 1. CATODONTA. Fam. *Stenostomida*.
 Superfam. 2. EPANODONTA. Fam. *Typhlopida*.
 Superfam. 3. TORTRICINA. Fams. *Tortricida*, *Uropeltida*.
 Superfam. 4. ASINEA. Fams. *Xenopeltida*, *Pythonida*,
Boida, *Charinida*, *Acrochordida*, *Nothop-*
sida, *Colubrida*.
 Superfam. 5. PROTEROGLYPHA. Fams. *Hydrophida*,
Najida, *Elapida*, *Dendraspidida*.
 Superfam. 6. SOLENOGLYPHA. Fams. *Causida*,
Atractaspida, *Viperida*, *Crotalida*.

ZITTEL, K. A. Handbuch der Paläontologie. I. Abtheilung: Paläozoologie. III. Band. 4. Lieferung. Munich and Leipzig: 1890, 8vo, pp. 633-900, woodcuts.

This part concludes the account of the Reptilia.

STEINMANN, G., & DÖDERLEIN, L. Elemente der Paläontologie. II. Hälfte. Evertebrata (Schluss) und Vertebrata. Leipzig: 1890, 8vo, pp. 337-848, figs.

Vertebrata by L. DÖDERLEIN. Batrachians and Reptiles, pp. 587-668. The Amphibia (Batrachia), Reptilia, and Mammalia are grouped together as *Quadrupeda*. The *Saurura* and Birds are regarded as orders of a class, *Sauropsida*, which contains the various orders of Reptilia.

LYDEKKER, R. Catalogue of the Fossil Reptilia and Amphibia in the British Museum (Natural History). Part IV. Containing the Orders *Anomodontia*, *Ecaudata*, *Caudata*, and *Labyrinthodontia*; and Supplement. London: 1890, 8vo, 295 pp., woodcuts.

RÖSE, C. Beiträge zur vergleichenden Anatomie des Herzens der Wirbelthiere. Morph. JB. xvi, pp. 27-96, pls. iv & v.

LEYDIG, F. Das Parietalorgan der Amphibien und Reptilien. Anatomisch-histologische Untersuchung. Abh. Senck. Ges. xvi, pp. 441-550, 7 pls.

After describing the parietal organ in Batrachians, *Lacerta*, *Varanus*, *Anguis*, *Chalcides*, and *Sphenodon*, and especially the two additional parietal "eyes" in *Anguis* [discovered by M. DUVAL & KALT, CR. Soc. Biol. (9) i, 1883, p. 85], the author sums up by stating that in his belief the question of the significance of this organ remains as obscure as ever; a comparison with the ocelli of insects, although open to much criticism, appears to him not to be out of question.

— . Das Parietalorgan. Zweite vorläufige Mittheilung. Biol. Centralbl. x, pp. 278-285.

SELENKA, E. Das Stirnorgan der Wirbeltiere. Z. c. pp. 323-326.

BORN, G. Ueber das Scheitelauge. J. Ber. Schles. Ges. lxvii, pp. 14-17.

- DOGIEL, A. S. Methylenblautinktion der motorischen Nervenendigungen in den Muskeln der Amphibien und Reptilien. *Arch. mikr. Anat.* xxxv, pp. 305-320, pl. xvi.
- VAILLANT, L. Les Collections d'herpétologie et d'ichthyologie au Muséum d'histoire naturelle. *Rev. Sci.* xlv, pp. 513-522.
- WERNER, F. Ueber die geographische Verbreitung einiger Reptilien. *Verh. z.-b. Wien*, xl, SB. pp. 37-39.
- F. WERNER, *Zool. Gart.* xxxi, pp. 335-341, has notes on North African Reptiles and Batrachians in captivity.

FAUNÆ.

EUROPE.

- DÜRIGEN, B. Deutschlands Amphibien und Reptilien. Magdeburg : 1890, 8vo.
Heft 1, pp. 1-48, pl. v. *Chelonia* and introduction to *Lacertilia*.
- WOLTERSTORFF, W. Ueber die Geographische Verbreitung der Amphibien Deutschlands, insbesondere Württembergs. *JH. Ver. Württ.* xlvi, pp. 125-134.
- MEYER, A. B., & HELM, F. V. Jahresbericht über ornithologischen Beobachtungstationen im Königreich Sachsen. Anhang. Reptilien und Amphibien, pp. 72-74.
- LINK, J. A. Kriechthiere und Lurche der Hassberge und deren Umgebung. *Ber. naturf. Ges. Bamberg*, xv, pp. 26-35.
- FATIO, V. Faune des Vertébrés de la Suisse. Vol. v. (Geneva : 1890.)
A supplement of 13 pp. is devoted to the Reptiles and Batrachians. For a first supplement, *cf. Zool. Rec.* xix, *Rept.* p. 2.
On the Snakes of the French Jura ; DE CHAIGNON, *Bull. Soc. Saone*, iv, pp. 288-293.
- BEDRIAGA, J. DE. Amphibiens et Reptiles recueillis en Portugal par M. Adolphe F. Moller. Coimbra : 1890, 8vo, 87 pp.
Reprint from *O Instituto, Revista scientifica e litteraria*, Coimbra, xxxvi-xxxviii.
- MINÀ-PALUMBO, F. Rettili ed Anfibi Nebrodensi. *Nat. Sicil.* ix, pp. 91-95, 256-261, 279-283, & x, pp. 5-8.
Continuation. (*Cf. Zool. Rec.* xxvi, *Rept.* p. 3.)
- BETTGER, O. Fortsetzung der Liste der bei Prevesa in Epirus gesammelten Kriechtiere. *Ber. Senck. Ges.* 1890, pp. 299-301.

ASIA.

- BETTGER, O. Batrachier und Reptilien aus Kleinasien. *Ber. Senck. Ges.* 1890, pp. 293-295.
- ZARODNOÏ, N. Recherches Zoologiques dans la Contrée Transcaspienne. Reptiles et Amphibies. *Bull. Mosc.* 1890, pp. 288-298.

PFEFFER, G. Die Fauna der Insel Jeretik, Port Wladimir, an der Murman-küste, nach den Sammlungen des Herrn Kapitän Horn. 1. Teil. Die Reptilien, Amphibien, Fische, Mollusken, Brachiopoden, Krebse, Pantopoden, and Echinodermen. JB. Hamb. vii, pp. 63-96.

Lacerta vivipara, Jacq., and *Rana arvalis*, Nilsson [no doubt *R. temporaria* is the frog collected, not *R. arvalis*.—REC.], p. 74.

BOULENGER, G. A. A List of the Reptiles and Batrachians of Amoorland. Ann. N. H. (6) v, pp. 137-144, pl. ix.

[To the species mentioned should be added *Trionyx chinensis*, Wieg. —REC.]

— The Fauna of British India, including Ceylon and Burma. Reptilia and Batrachia. London: 1890, 8vo, xviii, 541 pp., 142 figs.

WEBER, M. Reptilia from the Malay Archipelago. I. *Sauria*, *Crocodylida*, *Chelonia*. M. Weber's Zoologische Ergebnisse (Leyden: 1890), pp. 159-177, pl. xiv.

On a collection made in Sumatra, Java, Flores, Celebes, and Saleyer.

LIDTH DE JEUDE, T. W. VAN. Reptilia from the Malay Archipelago. II. *Ophidia*. T. c. pp. 178-192, pls. xv & xvi.

A continuation of the above paper.

BOULENGER, G. A. List of the Reptiles, Batrachians, and Freshwater Fishes collected by Professor Moesch and Mr. Iversen in the district of Deli, Sumatra. P. Z. S. 1890, pp. 31-40.

LIDTH DE JEUDE, T. W. VAN. On a Collection of Snakes from Deli. Notes Leyd. Mus. xii, pp. 17-27, pl. i.

Remarks on the above paper by BOULENGER, P. Z. S. 1890, p. 32.

— On a Collection of Reptiles from Nias. T. c. pp. 253-256.

MOCQUARD, F. Recherches sur la Faune herpétologique des Iles de Borneo et de Palawan. N. Arch. Mus. (3) ii, pp. 115-168, pls. vii-xi.

AFRICA.

BÜTTIKOFER, J. Reisebilder aus Liberia. II. Die Bewohner Liberia's.-Thierwelt. Leyden: 1890, 8vo, 510 pp., figs., pls.

The author has compiled a chapter on the herpetological fauna pp. 435-447.

MATSCHIE, P. Verzeichniss von Reptilien von Bismarckburg in Togolande. Zool. Jahrb., Syst. v, pp. 612-618.

— Ueber eine kleine Sammlung von Reptilien und Amphibien aus Süd-Afrika. T. c. pp. 605-611.

From the Zoutpansberg district, Transvaal.

GÜNTHER, A. Tenth Contribution to the Knowledge of the Fauna of Madagascar. Ann. N. H. (6) v, pp. 69-72, pl. vi.

AMERICA.

STEJNEGER, L. Annotated List of Reptiles and Batrachians collected by Dr. C. Hart Merriam and Vernou Bailey on the San Francisco Mountain Plateau and Desert of the Little Colorado, Arizona, with Descriptions of New Species. North American Fauna (U.S. Dept. of Agriculture), No. 3, pp. 103-118, pl. xii.

TOWNSEND, C. H. Reptiles from Clarion and Socorro Islands and the Gulf of California, with Description of a New Species. P. U. S. Nat. Mus. xiii, pp. 143 & 144.

BOCOURT, F. Mission Scientifique au Mexique et dans l'Amérique Centrale. 3^e partie. Études sur les Reptiles et les Batraciens. Paris: 1890, folio, 12^e livr., pp. 697-732, pls. xxv, xxvi, & xlvi-li.

Continuation of the *Colebridae*.

GODMAN, F. D., & SALVIN, O. Biologia Centrali-Americana. Reptilia, by A. GÜNTHER.

Pp. 57-80, pls. xxvi-xxx, were issued in 1890.

HERRERA, A. L. Nota acerca de los Vertebrados del Valle de Mexico. Nat. Mex. (2) i, Reptiles, pp. 330-339, Batrachians, pp. 339 & 340.

RIDLEY, H. N. Notes on the Zoology of Fernando Noronha. Reptilia, by G. A. BOULENGER, J. L. S. xx, pp. 481 & 482.

PAPUASIA, AUSTRALIA, AND POLYNESIA.

DE VIS, C. W. Reptiles from New Guinea. P. Linn. Soc. N. S. W. (2) v, pp. 497-500.

On Reptiles from the St. John River, New Guinea.

DOUGLAS-OGILBY, J. Report on a Zoological Collection from British New Guinea. Reptiles and Batrachians. Rec. Austral. Mus. i, pp. 89-101.

— Report on a Zoological Collection from the Solomon Islands. Reptilia and Batrachia. *T. c.* pp. 5-7.

BOULENGER, G. A. Fourth Contribution to the Herpetology of the Solomon Islands. P. Z. S. 1890, pp. 30 & 31, pl. ii.

PALÆONTOLOGICAL.

GAUDRY, A. Les Enchaînements du Monde animal dans les temps géologiques. Fossiles secondaires. Paris: 1890, 8vo, 322 pp., woodcuts.

Reptiles and Batrachians, pp. 169-267.

WOODWARD, A. S., & SHERBORN, C. D. A Catalogue of British Fossil Vertebrata. London : 1890, 8vo, xxxv, 396 pp.

Alphabetical list of the Reptiles and Batrachians, with synonyms and references, pp. 199-300.

FEISTMANTEL, O. Uebersichtliche Darstellung der geologisch-palæontologischen Verhältnisse Süd-Afrikas. I. Theil. Die Karoo-Formation und die dieselbe unterlagernden Schichten. Abb. Böhm. Ges. (7) iii (1889).

A list of the Reptilia and Batrachia, with references, pp. 49-56.

E. WILSON, Geol. Mag. (3) vii, pp. 364-366, gives a list of the type specimens of fossil Reptiles preserved in the Bristol Museum.

REPTILIA.

BRAUNS, D. Ein Beitrag zu der Stammesgeschichte der Sauropsiden. Leopoldina : 1890, pp. 147-152, 160-164, 186-188, & 201-203, woodcuts.

This careless compilation concludes with a classification of the Reptiles, to which, as based to a great extent on misrepresentations, mere allusion here will be sufficient.

BRONN, H. G. Klassen und Ordnungen des Thierreichs. VI. Abth. iii. Reptilia, by C. K. HOFFMANN. Lief. 67-69, pp. 2017-2089, pls. clxiii-clxx.

Concludes the account of the embryology.

TSCHAN, A. Recherches sur l'extrémité antérieure des Oiseaux et des Reptiles. Geneva : 1889, 8vo, 63 pp. [Abstract in JB. Mineral. 1891, i, p. 145.]

BUTLER, G. W. On the Subdivision of the Body-cavity in Lizards, Crocodiles, and Birds. P. Z. S. 1889, pp. 452-474, pls. xlvii-xlix.

— On the Relations of the Fat-bodies of the Sauropsida. T. c. pp. 602-613, pls. lix & lx.

Deals principally with the relations of the Fat-bodies of Lizards and Crocodiles.

WIEDERSHEIM, R. Ueber die Entwicklung des Urogenitalapparates bei Crocodilien und Schildkröten. Arch. mikr. Anat. xxxvi, pp. 410-464, figs., pls. xvi-xviii. [Abstract in Zool. Anz. v, pp. 337-344.]

CHIARUGI, G. Lo Sviluppo dei Nervi vago, accessorio, ipoglosso e primi cervicali nei Sauropsidi e nei Mammiferi. Atti (Mem.) Soc. Tosc. x, pp. 149-214, pls. xi & xii.

STADERINI, R. Sopra la distribuzione dei Nervi glosso-faringeo, vago e ipoglosso in alcuni Rettili ed Uccelli. Atti Acc. Fisiocr. Siena (4) i, pp. 585-597, figs. [1889].

SQUAMATA.

LACERTILIA.

BOULENGER, G. A. First Report on Additions to the Lizard Collection in the British Museum (Natural History). P. Z. S. 1890, pp. 77-86, pls. viii-xi.

A list of the (93) species added since January, 1887, with descriptions of new genera and species.

OPPEL, A. Ueber Vorderkopfsomiten und die Kopfhöhle von *Anguis fragilis*. Arch. mikr. Anat. xxxvi, pp. 603-627, pl. xxx.

WILL, L. Zur Entwicklungsgeschichte des Gecko's. Biol. Centralbl. x, pp. 592-600, figs.

GECKONIDÆ.

Saurodactylus, Fitz., is a valid genus; BOULENGER, P. Z. S. 1890, p. 77.

Gymnodactylus darmandvillei, n. sp., M. WEBER, Zool. Ergebn. p. 163, pl. xiv, fig. 1, Flores. *G. baluensis*, n. sp., MOCQUARD, Læ Nat. xii, p. 144, and N. Arch. Mus. (3) ii, p. 125, pl. vii, fig. 1, Kina Baloo, Borneo.

Agamura cruralis, Blanf., figured by BOULENGER, Faun. Ind., Rept. fig. 23.

Hemidactylus gleadowii, Murray, figured by BOULENGER, t. c. fig. 27. *H. craspedotus*, n. sp., MOCQUARD, Læ Nat. xii, p. 145, and N. Arch. Mus. (3) ii, p. 126, pl. vii, fig. 2, North Borneo.

Lygodactylus fischeri, n. sp., BOULENGER, P. Z. S. 1890, p. 80, pl. viii, fig. 1, Sierra Leone.

Perochirus mestoni, n. sp., DE VIS, P. Linn. Soc. N.S.W. (2) iv, p. 1035, Queensland.

Ptychozoon homalocephalum, Cuv., figured by BOULENGER, Faun. Ind., Rept. fig. 31. Note on the eggs; M. WEBER, Zool. Ergebn. p. 165.

✓ *Platypholis*, n. g., differing from *Homopholis*, Blgr., in the juxtaposed scales and the presence of præanal pores; BOULENGER, P. Z. S. 1890, p. 80. *P. fasciata*, n. sp., *id.* t. c. p. 81, pl. viii, fig. 2, Mombasa, E. Africa.

EUBLEPHARIDÆ.

Eublepharis macularius, Blyth, figured by BOULENGER, Faun. Ind., Rept. fig. 33. Recorded from Transcaspia; *id.* Ann. N. H. (6) vi, p. 352.

AGAMIDÆ.

Draco obscurus, Blgr., figured by MOCQUARD, N. Arch. Mus. (3) ii, pl. viii, fig. 1.

Gonyocephalus modestus, Mey., and *dilophus*, D. & B., redescribed by DOUGLAS-OGILBY, Rec. Austral. Mus. i, pp. 90 & 92.

√*Pelturagonia*, n. g., for *P. cephalum*, n. sp.; MOCQUARD, Le Nat. xii, p. 144, and N. Arch. Mus. (3) ii, p. 130, pl. vii, fig. 4, Kina Baloo, Borneo. [= *Japalura nigrilabris*, Ptrs.—REC.]

Calotes cristatellus, Kuhl, notes on the eggs; MOCQUARD, N. Arch. Mus. (3) ii, pp. 129 & 164, pl. vii, fig. 3. *C. versicolor*, Daud., figured by BOULENGER, Faun. Ind., Rept. fig. 42.

Agama micropholis, n. sp., MATSCHKE, Zool. Jahrb., Syst. v, p. 607, Transvaal.

Lophura amboinensis, Schloss., var. *celebensis*, Ptrs., notes by M. WEBER, Zool. Ergebn. p. 167.

Uromastix hardwickii, Gray, figured by BOULENGER, Faun. Ind., Rept. fig. 45.

IGUANIDÆ.

G. A. BOULENGER, Ann. N. H. (6) vi, pp. 412-414, describes the distinctive cranial characters of the Iguanoids allied to *Iguana*, viz.: *Amblyrhynchus*, Bell, *Conolophus*, Fitz., *Brachylophus*, Wagl., *Iguana*, Laur., *Metopoceros*, Wagl., *Cyclura*, Harl., and *Ctenosaura*, Wiegman.

Anolis salvini, Blgr., *sallæi*, Gthr., *tropidolepis*, Blgr., *ustus*, Cope, *godmani*, Blgr., and *crassulus*, Cope, figured by GÜNTHER, Biol. C. Am., Rept. pl. xxvii. *A. panamensis*, n. sp., BOULENGER, P. Z. S. 1890, p. 81, pl. viii, fig. 3, Panama.

Basiliscus vittatus, Wgm., figured by GÜNTHER, *op. cit.* pl. xxviii.

Tropidurus albemarlensis, *indefatigabilis*, *delanonis*, *duncanensis* [= *T. grayi*, Bell], and *abingdonii* [= *T. pacificus*, Stdr.], n. spp., BAUR, Biol. Centralbl. x, pp. 478 & 479, Galapagos Is.

Liocephalus bolivianus, n. sp., BOULENGER, P. Z. S. 1890, p. 82, pl. ix, Bolivia.

Ctenosaura completa, Bocourt, figured by GÜNTHER, *op. cit.* pls. xxix & xxx.

Crotaphytus baileyi, n. sp., STEJNEGER, N. Am. Faun. No. 3, p. 103, pl. xii, fig. 1, New Mexico, Arizona, Utah, Nevada, N. Mexico. *C. silus*, n. sp., *id. t. c.* p. 105, California and State of Washington.

Uta stansburiana, B. & G., p. 106, *ornata*, B. & G., p. 107, and *symmetrica*, Baird, p. 108: notes by STEJNEGER, *t. c.* *U. levis*, n. sp., *id. t. c.* p. 108, New Mexico. *U. clarionensis*, n. sp., Townsend, P. U. S. Nat. Mus. xiii, p. 143, Clarion Is.

Holbrookia maculata flavilenta, Cope: note by STEJNEGER, *t. c.* p. 109.

Sceloporus omiltemanus, p. 66, Omilteme, Mexico, *irazuensis*, p. 67, Costa Rica, *salvini*, p. 68, Jalapa and Guatemala, *rubriventris*, p. 72, Omilteme, Mexico, *jalapa*, p. 74, Jalapa, *pleurolepis*, p. 74, Jalisco, Mexico, and *teapensis*, p. 75, Teapa, Mexico, n. spp., GÜNTHER, *op. cit.* *S. elongatus*, n. sp., STEJNEGER, *t. c.* p. 111, Arizona.

Phrynosoma orbiculare, Hern. : anatomical and physiological notes by HERRERA, Nat. Mex. (2) i, p. 332. *P. hernandesi*, Gir., p. 112, and *ornatissima*, Gir., p. 115, pl. xii, figs. 3 & 4 : notes by STEJNEGER, t. c.

ZONURIDÆ.

Zonurus vittifer, Reichen. : noté by MATSCHIE, Zool. Jahrb., Syst. v, p. 606.

Plutysaurus intermedius, n. sp., *id. ibid.*, Transvaal.

Chamaesaura didactyla, n. sp., BOULENGER, P. Z. S. 1890, p. 82, pl. xi, fig. 1, S. Africa.

ANGUIDÆ.

Barissia imbricata, Wgm. : notes by STEJNEGER, P. U. S. Nat. Mus. xiii, p. 183. *B. levicollis*, n. sp., *id. t. c.* p. 184, Mexican boundary of the United States.

Ophisaurus gracilis, Gray, figured by BOULENGER, Faun. Ind., Rept. p. 159.

Diploglossus lessonæ, n. sp., PERACCA, Boll. Mus. Zool. Anat. Comp. Torino, v, No. 77, Brazil.

HELODERMATIDÆ.

SHUFELDT, R. W. Contributions to the Study of *Heloderma suspectum*. P. Z. S. 1890, pp. 148-244, pls. xvi-xviii.

Deals fully with the natural history and anatomy of this Lizard, and gives a complete bibliography. The author reserves his opinion on the systematic position of the *Helodermatidæ*.

Heloderma suspectum, Cope: note on its habits; GARMAN, Bull. Ess. Inst. xxii, p. 60.

XANTUSIIDÆ.

Xantusia riversiana, Cope, is from San Nicholas I., California; J. J. RIVERS, Am. Nat. xxiii, p. 1100 [1890].

↓ *Cricolepis*, n. n. for *Cricosaura*, Gundl. & Peters, *nec* Wagner; BOULENGER, P. Z. S. 1890, p. 83.

TEIIDÆ.

Cnemidophorus labialis, n. sp., STEJNEGER, P. U. S. Nat. Mus. xii, p. 643, Lower California.

↓ *Echinosaura*, n. g., near *Neusticurus*, D. & B.; BOULENGER, P. Z. S. 1890, p. 82. *E. horrida*, n. sp., *id. t. c.* p. 83, pl. x, fig. 1, Ecuador.

↓ *Ptychoglossus*, n. g., near *Alopoglossus*, Blgr.; *id. t. c.* p. 83. *P. bilineatus*, n. sp., *id. t. c.* p. 84, pl. x, fig. 2, Ecuador.

AMPHISBÆNIDÆ.

Amphisbana ridleyi, n. sp., BOULENGER, J. L. S. xx, p. 481, Fernando Noronha, Brazil.

LACERTIDÆ.

Tachydromus amurensis, Peters, described by BOULENGER, Ann. N. H. (6) v, p. 137.

R. KLEBS, Tag. Deut. Nat. Vers. lxii, p. 270, Biol. Centralbl. x, p. 448, and condensed translation in Ann. N. H. (6) vi, p. 486, refers a Lizard inclosed in amber, obtained in East Prussia, to the American genus *Cnemidophorus* (P). The Recorder, having examined the specimen, is able to state that the Lizard is a true Lacertoid, agreeing best with the African *Nucras*.

SCINCIDÆ.

Mabuia carinata, Schn., figured by BOULENGER, Faun. Ind., Rept. fig. 56.

Lygosoma bicarinatum, Macl. (= *albertisii*, Ptrs. & Doria): notes by DOUGLAS-OGILBY, Rec. Austral. Mus. i, p. 93. *L. malayanum*, Doria, p. 170, and *sanctum*, D. & B., p. 171, pl. xiv, fig. 4, redescribed by M. WEBER, Zool. Ergebn. *L. striolatum*, p. 172, pl. xiv, figs. 5 & 6, and *strense*, p. 173, pl. xiv, figs. 2 & 3, n. spp., *id. t. c.*, Flores. *L. tenuiculum* and *whiteheadi*, n. spp., MOCQUARD, Le Nat. xii, p. 144, and N. Arch. Mus. (3) ii, pp. 133 & 134, pl. viii, figs. 2 & 3, North Borneo. *L. maccoeyi*, n. sp., RAMSAY & DOUGLAS-OGILBY, Rec. Austral. Mus. i, p. 8, Brawlin, N. S. Wales. *L. striato-fasciatum*, n. sp., DOUGLAS-OGILBY, *t. c.* p. 5, Solomon Is. [= *L. albifasciolatum*, Gthr.—REC.]. *L. atrogulare*, n. sp., *id. t. c.* p. 94, British New Guinea. *L. anomalopus*, n. sp., BOULENGER, P. Z. S. 1890, p. 84, pl. xi, fig. 4, Pinaug. *L. devisii*, n. n. for *Heteropus lateralis*, De Vis; *id. t. c.* p. 79.

Emoa pallidiceps and *cuneiceps*, n. spp., DE VIS, P. Linn. Soc. N.S.W. (2) v, pp. 497 & 498, New Guinea.

Homolepida englishi, n. sp., *id. t. c.* p. 499, New Guinea [= *Lygosoma muelleri*, Schleg.—REC.].

Ablepharus boutonii, Desj., n. var. *furcata*; M. WEBER, Zool. Ergebn. p. 174, Flores. *A. boulengeri*, n. sp., DOUGLAS-OGILBY, Rec. Austral. Mus. i, p. 10, Brawlin, N. S. Wales.

Miculia orientalis, n. sp., DE VIS, P. R. Soc. Queensl. v [1888], p. 160, Queensland. [Omitted from Zool. Rec. xxv.]

Tropidophorus queenslandia, n. sp., *id.* P. Linn. Soc. N.S.W. (2) iv, p. 1034, Queensland.

Scincus albifasciatus, n. sp., BOULENGER, P. Z. S. 1890, p. 85, pl. xi, fig. 5, Dakar, Senegambia.

RHIPTOGLOSSA.

Chamaeleon damaranus, Blgr., *liocephalus*, Gray, and *simoni*, Boettg.: notes by MATSCHIE, Zool. Jahrb., Syst. v, pp. 608 & 613. *C. roperi*,

- n. sp., BOULENGER, P. Z. S. 1890, p. 85, pl. viii, fig. 4, Kilifi, E. Africa.
U. willsii, n. sp., GÜNTHER, Ann. N. H. (6) v, p. 71, pl. vi, Madagascar.

PYTHONOMORPHA.

- DOLLO, L. Première Note sur les Mosasauriens de Maestricht. Mém. Soc. Belg. Géol. iv, pp. 151-169, pl. viii.

Deals with *Mosasaurus giganteus*, Sömm. (= *M. hoffmanni*, Mant.) and *Plioplatycarpus marshii*, Dollo, and with the phylogeny of Mosasaurians generally. The author is inclined to regard the European Mosasaurians as descended from the American, and these from the New Zealand forms.

- BAUR, G. On the Characters and Systematic Position of the large Sea-Lizards, *Mosasauridae*. Science, xv, p. 262.

The author regards the *Mosasauridae* as very closely related to the *Varanidae*, of which they simply represent highly specialized aquatic forms. They are united with the *Varanidae* and *Helodermatidae* into a group, for which the old name *Platynota* is revived.

OPHIDIA.

BOULENGER, Faun. Ind., Rept., abandoning the primary division of Snakes into poisonous and non-poisonous, arranges the Ophidia in 9 families:—1, *Typhlopidae*; 2, *Glauconiidae*; 3, *Boidae*; 4, *Ilysiidae*; 5, *Uropeltidae*; 6, *Xenopeltidae*; 7, *Colubridae*; 8, *Amblycephalidae*; 9, *Viperidae*. The *Colubridae* are divided into three parallel series: *Aglypha*, *Opisthoglypha*, and *Proteroglypha*.

- JÄGERSKIÖLD, M. L. Notes sur le développement du Corps Pituitaire chez la Couleuvre. Biol. Fören. ii, pp. 92-95, pl. iv.

- SIBLEY, W. K. On the Incubation of Snakes' Eggs. Nature, xliii, pp. 68-70.

F. WERNER, Biol. Centralbl. x, pp. 233-238, remarks on variations in the lepidosis of Snakes of the genera *Tropidonotus*, *Zamenis*, and *Vipera*.

- WERNER, F. Untersuchungen über die Zeichnung der Schlangen. Vienna: 1890, 8vo, 120 pp., 8 pls.

VIDAL, G. W. A List of the Venomous Snakes of North Kanara; with remarks as to the imperfections of existing records of the distribution of Snakes, and facts and statistics showing the influence of *Echis carinata* on the death-rate of the Bombay Presidency. J. Bomb. N. H. Soc. v, pp. 64-71.

On the food of European harmless Snakes; F. WERNER, Zool. Gart. xxxi, pp. 134-143.

TYPHLOFIDÆ.

Typhlops beddomii, p. 237, Peninsula of India, *leucomelas*, p. 237, Ceylon, *jerdoni*, p. 238, Khasi Hills, and *oatesii*, p. 238, Andaman Is., n. spp., BOULENGER, Faun. Ind., Rept. *T. thurstoni*, n. sp., BËTTGER, Ber. Senck. Ges. 1890, p. 298, Nilgherries.

Onychocephalus anchietæ, Boc.: note on a specimen from the Transvaal; MATSCHIE, Zool. Jahrb., Syst. v, p. 608.

GLAUCONIIDÆ.

Glauconia, Gray (= *Stenostoma*, Wagl., nec Latr.): a key to the determination of the African species; BOULENGER, Ann. N. H. (6) vi, p. 92. *G. emini*, n. sp., *id. t. c.* p. 91, Lake Victoria Nyanza. *G. blanfordii*, n. sp., *id.* Faun. Ind., Rept. p. 243, fig., Sind.

BOIDÆ.

Python curtus, Hubr. (= *P. breitensteini*, Sldr.), figured, with notes on the synonymy; BOULENGER, P. Z. S. 1889, p. 432, pl. xlv.

Morelia variegata, Gray, described by DOUGLAS-OGILBY, Rec. Austral. Mus. i, p. 96.

Charina, Gray: notes on the species of this genus; STEJNEGER, P. U. S. Nat. Mus. xiii, p. 177.

Gongylophis conicus, Schu., figured by BOULENGER, Faun. Ind., Rept. fig. 75.

ILYSIIDÆ.

Anomalochilus, n. g., allied to *Cylindrophis*, but differing in the absence of a mental groove and the number (4) of upper labials; v. LIDTH DE JEUDE, in M. WEBER, Zool. Ergebn. p. 180. *A. weberi*, n. sp., *id. t. c.* p. 181, pl. xv, figs. 1-3, Sumatra.

UROPELTIDÆ.

Silybura ocellata, Bedd., figured by BOULENGER, Faun. Ind., Rept. fig. 82.

Pseudoplectrurus, n. g., for *Silybura canarica*, Bedd.; *id. op. cit.* p. 270.

COLUBRIDÆ.

Aglypha.

Calamaria virgulata, Boie: note by v. LIDTH DE JEUDE, Notes Leyd. Mus. xii, p. 254. *C. sumatrana*, Edeling, redescribed by BOULENGER, P. Z. S. 1890, p. 34. *C. septentrionalis*, n. sp., *id. ibid.*, S. China. *C. vermiformis*, D. & B., n. var. *sumatrana*, v. LIDTH DE JEUDE, Notes Leyd. Mus. xii, p. 18, Deli, Sumatra. *C. bogorensis*, p. 182, pl. xvi, figs. 6 & 7 [= *C. modesta*, D. & B., var.—REC.], and *variabilis*, p. 183, pl. xvi, fig. 8

[= *C. lumbricoidea*, D. & B.—REC.], n. spp., *id.* in M. WEBER, Zool. Ergebn., Java. *C. lateralis*, n. sp., MOCQUARD, Le Nat. xii, p. 154, and N. Arch. Mus. (3) ii, p. 136, pl. viii, fig. 4, Kina Baloo, Borneo.

√ *Stilosoma*, n. g. Body very slender, cylindrical and rigid; tail short; head rounded on frontal outline, not distinct from body. Rostral prominent, but not curved; no prefrontals, anteorbitals, or loreal. One nasal. Postfrontals and occipitals in contact with labials. Scales smooth. No scale pits. Anal entire. Teeth smooth. Palatal teeth present. *S. extenuata*, n. sp., A. E. BROWN, P. Ac. Philad. 1890, p. 199, Florida.

Trachischium guentheri, n. sp., BOULENGER, Faun. Ind., Rept. p. 285, Sikkim.

Elapoides annulatus, Sauv., = *Lycodon subcinctus*, Boie; *id.* P. Z. S. 1890, p. 34.

Pseudoxyrhopus, Gthr.: this genus is redefined and comprises 5 species: *P. microps*, Gthr., *P. heterurus*, Jan, *P. quinquelineatus*, Gthr., *P. imerinæ*, Gthr. [= *microps*, Blgr.], and *P. punctatus*, Ptrs.; *id.* Ann. N. H. (6) vi, p. 311, figs.

Liophis imerinæ, n. sp., GÜNTHER, Ann. N. H. (6) v, p. 71, Madagascar [= *Coronella microps*, Blgr.—REC.].

√ *Polyodontophis*, n. n. for *Enicognathus*, D. & B., *nec* G. Gray; BOULENGER, Faun. Ind., Rept. p. 301.

Diadophis bipunctatus, n. sp., v. LIDTH DE JEUDE, in M. WEBER, Zool. Ergebn. p. 184, pl. xvi, fig. 9, Sumatra.

Ablabes periops, Gthr., n. var. *præfrontalis*; MOCQUARD, Le Nat. xii, p. 154, and N. Arch. Mus. (3) ii, p. 137, pl. ix, fig. 1, Kina Baloo, Borneo. [Is a distinct species.—REC.]

Coronella sayi, Holbr.: on its habits in captivity; H. LACHMANN, Zool. Gart. xxxi, p. 74.

Simotes dennysi, Blanf., = *S. catenifer*, Stol., = *S. labuanensis*, Gthr., = *S. trinotatus*, D. & B., = *S. purpurascens*, Schl.; BOULENGER, P. Z. S. 1890, p. 34. *S. purpurascens*, Schl.: note by LIDTH DE JEUDE, Notes Leyd. Mus. xii, p. 255. *S. beddomii*, n. sp., BOULENGER, Faun. Ind., Rept. p. 314, Wynad, S. India.

√ *Phyllorhynchus*, n. g. [which the Recorder would regard as not separable from *Lytorhynchus*, Ptrs.], for *P. browni*, n. sp., Arizona, and *Phimothyra decurtata*, Cope; STEJNEGER, P. U. S. Nat. Mus. xiii, p. 151, fig.

Zamenis arenarius, n. sp., BOULENGER, Faun. Ind., Rept. p. 329, Sind.

Bascanion flaviventris, Say, p. 697, pl. xlvi, fig. 3, *mentovarius*, D. & B., p. 699, pl. xlv, fig. 6, *oaxaca*, Jan, p. 701, pl. xlvi, fig. 2, *teniatus*, Hall., p. 703, pl. xlv, fig. 5, *flagelliformis*, Catesb., p. 704, pl. xlvi, figs. 4 & 7, and *lateralis*, Hall., p. 706, pl. xlvi, fig. 6, described and figured by BOCOURT, Miss. Sc. Mex., Rept. *B. lineatus*, n. sp., *id. t. c.* p. 700, pl. xlvi, fig. 1, Mexico.

Dromicus fugitivus, Donnd., p. 708, pl. 1, fig. 4, *laureatus*, Gthr., p. 710, pl. xlv, fig. 1, *clavatus*, Ptrs., p. 711, pl. xlv, fig. 2, *ater*, Gosse, p. 713, pl. 1, figs. 1 & 2, and *putnami*, Jan, p. 714, pl. 1, fig. 3, described and

figured by BOCOURT, Miss. Sc. Mex., Rept. *D. baroni*, Blgr., = *Ptyas infrasignatus*, Gthr., = *D. stumpffi*, Bttg.; GÜNTHER, Ann. N. H. (6) v, p. 70.

Coluber hohenackeri, Strauch: notes by BÖETTGER, Ber. Senck. Ges. 1890, p. 294.

Elaphis subradiatus, Schleg.: notes by V. LIDTH DE JEUDE, in M. WEBER, Zool. Ergebn. p. 184.

Drymobius margaritiferus, Schleg., p. 716, pl. xlix, fig. 2, *chloroticus*, Cope, p. 718, pl. l, fig. 7, *bodderti*, p. 720, pl. li, fig. 5, *lævis*, Fisch., p. 722, pl. li, fig. 6, *pulcherrimus*, Cope, p. 725, pl. xlix, fig. 3, *cæruleus*, Fisch., p. 727, pl. li, fig. 4, and *pleii*, D. & B., p. 728, pl. li, fig. 3, described and figured by BOCOURT, t. c. *D. margaritiferus*, n. var. *occidentalis*, p. 718, Guatemala, *D. bodderti*, n. var. *californiensis*, p. 721, pl. li, fig. 1, California, and *D. dorsalis*, n. sp., p. 724, pl. li, fig. 2, Guatemala [= *D. pleii*, var.—REC.], *id. ibid.*

Dendrophidium dendrophis, Schleg., described and figured by BOCOURT, t. c. p. 730, pl. xlix, fig. 4.

Herpetodryas grandisquamis, Ptrs., described and figured; *id. t. c.* p. 732, pl. xliii, fig. 5.

√ *Dendrelaphis*, n. g., for *Dendrophis caudolineatus*, Gray; BOULENGER, Faun. Ind., Rept. p. 339.

Tropidonotus, Kuhl: on the foods of the European species; J. v. FISCHER, Zool. Anz. xiii, p. 507. *T. sirtalis*, L.: B. SHARP, P. Ac. Philad. 1890, p. 149, describes the shedding of the skin. *T. vibakuri*, Boie: note by BOULENGER, Ann. N. H. (6) v, p. 139. *T. stolatus*, L., figured by BOULENGER, Faun. Ind., Rept. fig. 101. *T. khasiensis*, p. 344, Khasi Hills, *parallelus*, p. 345, Sikkim, Khasi Hills, Upper Burma, and Yunnan, and *sancti-johannis*, p. 350, Cashmere, n. spp., *id. op. cit.* *T. maculatus*, Edcl., n. var. *torquatus*; MOCQUARD, N. Arch. Mus. (3) ii, p. 139, Kina Baloo, Borneo [= *T. chrysargus*, Boie.—REC.]. *T. flavifrons*, Blgr., figured; *id. t. c.* pl. ix, fig. 2.

Eutania nigrolateris, n. sp., A. E. BROWN, P. Ac. Philad. 1889, p. 421, Arizona.

√ *Pseudoxenodon*, n. g., for *Tropidonotus macrops*, Blyth, and allies; BOULENGER, Faun. Ind., Rept. p. 340.

√ *Helicopsoides*, n. g., for *H. typicus*, n. sp.; MOCQUARD, Le Nat. xii, p. 154, and N. Arch. Mus. (3) ii, p. 141, pl. ix, fig. 3, Kina Baloo, Borneo.

√ *Lepidognathus*, n. g. [= *Helicopsoides*, Mocq.]; V. LIDTH DE JEUDE, in M. WEBER, Zool. Ergebn. p. 186. *L. rugosus*, n. sp., *id. t. c.* p. 187, pl. xvi, figs. 1-5, Sumatra.

Chersydrus granulatus, Schn., figured by BOULENGER, Faun. Ind., Rept. fig. 104.

Opisthoglypha.

Psammophis brevirostris, Ptrs.: note by MATSCHIE, Zool. Jahrb., Syst. v, p. 609. *P. longifrons*, n. sp., BOULENGER, Faun. Ind., Rept. p. 366, Cuddapah Hills, S. India.

Dryophis mycterizans, Daud., figured; *id. t. c.* fig. 108.

Hypsirhina blanfordii, n. n., for *H. maculata*, Blanf., *nec* D. & B., *id. t. c.* p. 377. *H. hageni*, n. sp., v. LIDTH DE JEUDE, Notes Leyd. Mus. xii, p. 20, pl. i, Deli, Sumatra.

Pseudoferania, n. g., differing from *Ferania* in having the scales in 21 rows, in having an extra shield on the head interposed between the pre-frontals, and in having two pre- and one post-oculars. *P. macleayi*, n. sp., DOUGLAS-OGILBY, P. Linn. Soc. N.S.W. (2) v, p. 51, Herbert River, Queensland.

Neospades, n. g., apparently related to *Fordonia*, Gray, but with a loreal shield and a divided nasal. *N. kentii*, n. sp., DE VIS, P. R. Soc. Queensl. vi [1889], p. 238, Cambridge Gulf, N. W. Australia.

Proteroglypha.

Elaps trilineatus, D. & B.: note by v. LIDTH DE JEUDE, in M. WEBER, Zool. Ergebn. p. 191, pl. xvi, fig. 10. *E. sumatranus*, n. sp., *id. t. c.* p. 190, Sumatra.

Vermicella bertholdi, Jan, described by DOUGLAS-OGILBY, Rec. Austral. Mus. i, p. 80.

Brachysoma triste, Gthr., redescribed by *id. t. c.* p. 97.

Hoplocephalus melanurus, Blgr., and *woodfordii*, Blgr., figured by BOULENGER, P. Z. S. 1890, pl. ii, figs. 1 & 2. *H. elapoides*, n. sp., *id. t. c.* p. 30, pl. ii, fig. 3, Florida I., Solomon Is.

Naia tripudians, Merr.: note on specimens from Sumatra; *id. t. c.* p. 35.

Acanthophis laevis, Macl., redescribed by DOUGLAS-OGILBY, Rec. Austral. Mus. i, p. 99.

Hydrus platurus, L.: on a monstrous specimen with two pairs of nostrils; BÖTTGER, Ber. Senck. Ges. 1890, p. lxxiv.

Enhydrina valakadien, Boie, figured by BOULENGER, Faun. Ind., Rept. p. 406.

AMBLYCEPHALIDÆ.

Atenodipsas malaccana, Ptrs., figured by v. LIDTH DE JEUDE, in M. WEBER, Zool. Ergebn. pl. xv, figs. 4-6.

VIPERIDÆ.

Vipera berus, L.: A. B. MEYER & F. HELM publish reports on the distribution of the Viper in the kingdom of Saxony, as appendices to Jahresbericht über ornithologischen Beobachtungstationen im Königreich Sachsen, iv, 1889, pp. 148-150, & v, 1890, pp. 72-74. *V. aspis*, L.: on its occurrence in the Black Forest; J. BLUM, Zool. Gart. xxxi, pp. 12 & 265. *V. russellii*, Shaw, figured by BOULENGER, Faun. Ind., Rept. p. 420. *V. rhinoceros*, Schleg., figured by BÜTTIKOFER, Reisebilder aus Liberia, ii, pl. xxxii. *V. raddei*, n. sp. [*V. xanthina*, Strauch, *nec* Gray], BÖTTGER, Zool. Anz. xiii, p. 62, Armenia.

Echis carinata, Schn., recorded from Togoland, W. Africa; MATSCHIE, Zool. Jahrb., Syst. v, p. 617.

Trimeresurus purpureomaculatus, Gray, var. *carinatus*, Gray: note on a specimen from Sumatra; BOULENGER, P. Z. S. 1890, p. 36.

ORNITHOSAURIA.

Rhamphorhynchus jessoni, n. sp., LYDEKKER, Q. J. Geol. Soc. xlvi, p. 429, figs., Oxford Clay of Huntingdonshire.

DINOSAURIA.

O. C. MARSH, Am. J. Sci. (3) xxxix, p. 424, arranges the American Cretaceous Dinosaurs in the following orders and families:—

Ord. THEROPODA.

Fam. 1. *Dryptosauridæ*.

Ord. ORNITHOPODA.

Fam. 2. *Trachodontidæ*. Fam. 3. *Claosauridæ*. Fam. 4. *Ornithomimidæ*.

Ord. CERATOPSIA.

Fam. 5. *Ceratopsidæ*.

Fam. 6. *Nodosauridæ*.

Criticisms by BAUR, Am. Nat. xxiv, p. 569.

O. C. MARSH indicates additional special characters of his *Ceratopsidæ*; Am. J. Sci. (3) xxxix, pp. 83 & 418, pls. v-vii, and Geol. Mag. (3) vii, pp. 1-5, pl. i: and, Am. J. Sci. (3) xxxix, p. 415, fig. 1, writes on the distinctive characters of his order *Hallopoda*.

Iguanodon, Mant.: R. LYDEKKER, Q. J. Geol. Soc. xlvi, pp. 36-45, figs., describes various remains from the Wealden of England.

Camptosaurus dispar, Marsh: note on the ilium; S. W. WILLISTON, Am. Nat. xxiv, p. 472.

Hadrosaurus breviceps, Marsh: note on the teeth; MARSH, Am. J. Sci. (3) xxxix, p. 423, fig. COPE, Am. Nat. xxiii, p. 905, suggests the possibility of its identity with *Diclonius pentagonus*, Cope.

Claosaurus, n. g., for *Hadrosaurus agilis*, Marsh; MARSH, Am. J. Sci. (3) xxxix, p. 423, fig.

Hadrosaurus paucidens, Marsh, belongs probably to *Ceratops*; *id. l. c.* p. 83.

Trachodon longiceps, n. sp., *id. l. c.* p. 422, Laramie formation, Wyoming.

Pteropelyx, n. g., for *P. gracilipes*, n. sp., displaying characters between the *Hadrosauridæ* and *Agathaumidæ*; COPE, Am. Nat. xxiii, p. 904 [issued March, 1890], Cow I., Montana.

Ornithomimus, n. g., type of a new family, *Ornithomimidæ*, of *Ornithopoda*. *O. velox*, n. sp., MARSH, Am. J. Sci. (3) xxxix, p. 84, pl. i, Ceratops beds of Colorado.

Megalosaurus dunkeri, Dames: on a metatarsus from the Wadhurst Clay, near Hastings; LYDEKKER, Q. J. Geol. Soc. xlvi, p. 45, fig.

Barosaurus, n. g., for caudal vertebræ resembling those of *Diplodocus*, 1890. [VOL. XXVII.]

but without anterior projection to the chevrons. *B. lentus*, n. sp., MARSII, Am. J. Sci. (3) xxxix, p. 85, fig., Atlantosaurius beds of Dakota.

Pleurocoelus vaddensis, Lyd. : remarks by LYDEKKER, Q. J. Geol. Soc. xli, p. 182, fig., pl. ix.

Polygonax, Cope [= *Triceratops*, Marsh], and *Monoclonius*, Cope [= *Ceratops*, Marsh], are referred to the *Agathaumidae*, *Monoclonius* showing a post-pubis; COPE, Am. Nat. xxiii, p. 906 [issued March, 1890].

Triceratops serratus, p. 81, *prorsus*, p. 82, and *sulcatus*, p. 422, n. spp., MARSII, Am. J. Sci. (3) xxxix, Laramie formation, Wyoming.

R. LYDEKKER, Q. J. Geol. Soc. xli, p. 185, fig., describes a peculiar horn-like Dinosaurian bone from the Wealden of the Isle of Wight.

EMYDOSAURIA.

HERRICK, C. L. Notes upon the Brain of the Alligator. J. Cincinn. Soc. xii, pp. 129-162, pls. vii-xv.

KILLIAN, G. Die Ohrmuskeln des Krokodiles nebst vorläufigen Bemerkungen über die Homologie des Musculus stapedius und des Stapes. Jen. Z. Nat. xxiv, pp. 632-656, pl. xxxv.

Crocodilus niloticus, Laur. : biological notes by EMIN PASHA & F. STUHLMANN, Zool. Jahrb., Syst. v, p. 546. Notes on the oviposition; A. VOETZKOW, Zool. Anz. xiii, p. 190.

H. N. RIDLEY, Nature, xlii, p. 457, reports the occurrence of a Crocodile [no doubt *Crocodilus porosus*] on Cocos I., Malay Archipelago; and A. L. CALDWELL, t. c. p. 463, records the fact of a living Crocodile [probably not an Alligator, as stated] being washed on shore in Barbadoes, in 1885.

Tomistoma schlegelii, S. Müll., recorded from Sumatra, by M. WEBER, Zool. Ergebn. p. 176.

Crocodilus calaritanus, Gennari (foss.), belongs to the genus *Tomistoma*; CAPELLINI, Atti Acc. Pontif. Lincei, Rend. vi, p. 149.

Thoracosaurus neocasariensis, Dekay (foss.): A. S. WOODWARD, Geol. Mag. (3) vii, p. 393, remarks that the type skull really possesses antorbital vacuities.

B. LUNDGREN, JB. Mineral. 1890, ii, p. 275, records the discovery of a Gavial-like, procoelous Crocodilian in the Senonian of Annetorp in Sweden.

♂ *Suchodus*, n. g., allied to *Metricorhynchus*; *S. durobrivensis*, n. sp. (foss.), for a mandible from the Oxford Clay of Peterborough; LYDEKKER, Q. J. Geol. Soc. xli, p. 284, fig.

Crocodilemus jourdani, n. sp. (foss.), *id.* Cat. iv, p. 234, Kimeridgian, France.

CHELONIA.

STRAUCH, A. Bemerkungen über die Schildkrötensammlung im zoologischen Museum der kaiserlichen Akademie der Wissenschaften zu St. Petersburg. Mém. Ac. Pétersb. (7) xxxviii, No. 2, 127 pp., 4 pls.

An enumeration of all the specimens of Chelonians in the St. Peters-

burg Museum, with critical notes and descriptions of new or imperfectly known species. The classification of Chelonians is discussed, the following arrangement being proposed:—

Subord. I. THECOPHORA.

Fam. 1, *Testudinida* (with two tribes, *Chersemys* and *Chelyda*); 2, *Trionychida*; 3, *Carettochelyda*; 4, *Cheloniida*.

Subord. II. ATHECA.

Fam. 5, *Sphargida*.

SMETS, G. Les Classifications des Chéloniens. Ann. Soc. Brux. xiii, pp. 101-107.

A review of the classifications hitherto proposed. The review concludes by suggesting the following arrangement, which is but a slight modification of the Recorder's:—

- | | |
|---------------------------|---|
| I. ATHECA. | |
| II. TRIONYCIDA. | |
| III. CRYPTODIRA | $\left\{ \begin{array}{l} \textit{Chelonoidea.} \\ \textit{Chelydroida.} \\ \textit{Emydoidea.} \\ \textit{Testudinida.} \end{array} \right.$ |
| IV. PLEURODIRA. | |

G. BAUR, Am. Nat. xxiv, pp. 530-535, writes on the classification of the Chelonians, which he divides into four suborders, viz.: *Amphichelydia*, *Pleurodira*, *Cryptodira*, *Chilotæ* [= *Trionychia*].

FICALBI, E. Osservazioni sulla istologia della pelle dei Rettili Cheloniani. Atti Acc. Fisiocr. Siena (4) i, 1889, pp. 39-88, pl. ii.

HAYCRAFT, J. B. Terminations of Nerves in the Nuclei of the Epithelial Cells of Tortoise-shell. Q. J. Micr. Sci. xxxi, pp. 563-569, pl. xliii.

MITSUKURI, K. On the Foetal Membranes of Chelonia. Preliminary Communication. Anat. Anz. v, pp. 510-519.

Researches based on *Clemmys japonica*, Gray, and *Trionyx sinensis*, Wiegman.

MEHNERT, E. Untersuchungen über die Entwicklung des Beckengürtels der *Emys lutaria taurica*. Morph. JB. xvi, pp. 537-571, pl. xx.

TRIONYCHOIDEA.

Trionyx hurum, Gray, figured by BOULENGER, Faun. Ind., Rept. fig. 5, *T. phayrii*, Theob., recorded from Sumatra, *id.*, P. Z. S. 1890, p. 33, and from Java by M. WEBER, Zool. Ergebn. p. 176. *T. vertebralis*, n. sp. STRAUCH, Mém. Ac. Pétersb. (7) xxxviii, No. 2, p. 113, pl. iii, figs. 3 & 4, Gaboon.

Pelochelys poliakovii, n. sp., *id. t. c.* p. 118, pl. iv, figs. 1-3, Foo Choo China [= *P. cantoris*, Gray.—REC.].

PLEURODIRA.

G. BAUR, Am. Nat. xxiv, p. 483, diagnoses the genera *Podocnemis*, Wagl., *Peltocephalus*, D. & B., and *Erymnochelys*, Baur.

Sternothercus, Bell: note on some young specimens from the Lower Congo; VAILLANT, Bull. Soc. Philom. (8) ii, p. 171.

Podocnemis madagascariensis, Grand., figured by STRAUCH, Mém. Ac. Pétersb. (7) xxxviii, No. 2, pls. i, figs. 1-3, & iii, fig. 1. *P. tracaxa*, Spix: skull figured; *id. t. c.* pls. ii, figs. 1-4, & iii, fig. 2.

Hydraspis, Bell, and *Rhinemys*, Wagl.: remarks by BAUR, Am. Nat. xxiv, p. 484.

Chelys boulengeri, n. sp., *id. t. c.* p. 968 [= *C. fimbriata*, Schn.—REC.].

Chelodina rugosa, n. sp., DOUGLAS-OGILBY, Rec. Austral. Mus. i, p. 66, pl. vii, Cape York [= *C. oblonga*, Gray.—REC.].

Carettochelys, Rams.: G. BAUR, Am. Nat. xxiii, p. 1017 [1890], expresses his doubts as to the correctness of placing this genus among the *Pleurodira*.

Miolania platyceps, Ow. (foss.): notes on remains from Lord Howe Island, and from the Pliocene Deep Lead at Canadian, near Gulgong, N. S. Wales; R. ETHERIDGE, JUN., Rec. Geol. Surv. N.S.W. i, p. 149, pls. xxv & xxvi.

CRYPTODIRA.

† *Glyptops*, n. g., type of a new family, *Glyptopsidæ*, apparently of Cryptodiran affinities, with the entire external surface of the skull elaborately sculptured. *G. ornatus*, n. sp. (foss.), MARSH, Am. Journ. (3) xl, p. 177, pl. vii, fig. 1, Upper Jurassic, Wyoming.

Adocus punctatus, n. sp. (foss.), *id. t. c.* p. 178, pl. vii, fig. 3, Cretaceous of New Jersey.

Malacoclemmys geographica, Les., and *M. lesueurii*, Gray: on the differences between the two species; GARMAN, Bull. Ess. Inst. xxii, p. 70, pl. ii. *M. oculifera*, p. 262, and *kohnei*, p. 263, n. spp., BAUR, Science, xv, Louisiana and Florida.

Dirochelys, Ag., is held to be a valid genus by BAUR, Am. Nat. xxiii, p. 1099 [1890], who regards *Emys blandingii*, Holbr., as its nearest ally.

Cistudo portisii, p. 5, pls. i-v, and *kunzi*, p. 13, pls. vi-ix, n. spp. (foss.), GOLLIEZ & LUGEON, Abh. Schw. pal. Ges. xvi [1889], No. 2, Molasse of Lausanne, Switzerland. [Probably belong to *Ptychogaster*, Pomel.—REC.]

Ptychogaster rotundiformis, n. sp. (foss.), *id. t. c.* p. 18, pls. x-xiii, Molasse of Lausanne, Switzerland.

Homopus, D. & B.: note on the secondary sexual characters; BOULENGER, P. Z. S. 1890, p. 521.

Testudo, L.: G. BAUR, Am. Nat. xxiii, pp. 1039-1057 [1890], writes on the gigantic Tortoises of the Galapagos Islands. *T. elegans*, Schoepff,

figured by BOULENGER, Faun. Ind., Rept. fig. 6. *T. galapagoensis*, n. sp., for *T. elephantopus*, Jackson, nec Harl., and *T. guentheri*, n. sp., for *T. elephantopus*, Gthr., nec Harl.; BAUR, t. c. p. 1044. *T. leberonensis*, n. sp. (foss.), DEPÉRET, C.R. cx, p. 915, Upper Miocene, Mt. Leberon, France. *T. brontops*, n. sp. (foss.), MARSH, Am. Journ. (3) xl, p. 179, pl. viii, Lower Miocene of Dakota.

G. BAUR, Am. Nat. xxiv, p. 486, divides the recent *Cheloniidæ* into four genera, viz., *Chelonia*, Brongn., *Caretta*, Ritg., *Thalassochelys*, Fitz., and *Lepidochelys*, Fitz.

Chelone imbricata, L., figured by BOULENGER, Faun. Ind., Rept. fig. 16.

ICTHYOSAURIA.

Ophthalmosaurus pleydelli, n. sp., LYDEKKER, Cat. iv, p. 268, figs. Kimeridgian, Dorsetshire.

Gavialis mutinensis, n. sp. (foss.), Pantanelli, Boll. Soc. Geol. Ital. viii, p. 43, = *Ichthyosaurus campylodon*, Carter; CAPELLINI, Mem. Ist. Bologna (4) x, p. 1, pls. i & ii, and Atti Acc. Pontif. Lincei, Rend. vi, p. 79.

PLESIOSAURIA.

WILLISTON, S. W. Structure of the Plesiosaurian Skull. Science, xv, pp. 262 & 290.

Pliosaurus ferox, Sauv.: on remains from the Oxford Clay of Peterborough; LYDEKKER, Q. J. Geol. Soc. xlvi, p. 49, pl. v.

Cimoliosaurus portlandicus, Ow.: remarks by *id.* t. c. p. 47, fig.

Capitosaurus silesiacus, n. sp., KUNISCH, Z. geol. Ges. xlii, p. 377, pl. xx, Muschelkalk of Silesia.

E. KOKEN has notes on the skull, brain-case, and auditory organ of *Nothosaurus*; SB. Nat. Fr. 1890, pp. 108-111.

Anarosaurus, n. g., allied to *Nothosaurus*, H. v. M. *A. pumilio*, n. sp., DAMES, Z. geol. Ges. xlii, p. 74, pl. i, Muschelkalk of Remkersleben, near Magdeburg.

✓*Ditrochosaurus*, n. g., allied to *Mesosaurus*, Gerv., *D. capensis*, n. sp., GÜRICH, Z. geol. Ges. xli, p. 641, pl. xxvii, Karroo formation.

THECODONTIA.

ZITTEL, Palæontologie, iii, p. 644, proposes a new Suborder, *Pseudosuchia*, intermediate between *Parasuchia* and *Eusuchia*, for *Ätiosaurus*, Fraas, and allies.

RHYNCHOCEPHALIA.

G. B. HOWES, P. Z. S. 1890, p. 357, figs., remarks on the proatlas and vomerine teeth of *Sphenodon punctatus*, Gray.

THOMAS, A. P. W. Preliminary Note on the Development of the Tuatera (*Sphenodon punctatum*). P. R. Soc. xlviii, pp. 152-156.

Champsosaurus, Cope : recorded from the Lower Eocene of Orp-le-Grand, Belgium, by DOLLO, Bull. Soc. Belg. Géol. iv, p. 55.

Kadaliosaurus priscus, Credn. (foss.) : remarks by G. BAUR, Am. J. Sci. (3) xxxix, p. 156.

ANOMODONTIA.

R. LYDEKKER, P. Z. S. 1889, p. 572, pls. liv & lv, describes and figures some associated remains of a Theriodont from the Karroo System of the Cape.

Ptychosiaquam, n. n. for *Ptychognathus*, Ow. nec Stimps. ; *id.* Cat. iv, p. 33.

BATRACHIA.

P. & F. SARASIN, summing up the results of their investigation of *Ichthyophis* [*infra*, p. 27], propose the following classification of the Batrachians :—

Subclass I. STEGOCEPHALI s. ARCHLÆOBATRACHI.

Subclass II. NEOBATRACHI.

Order I. URODELA.

Suborder 1. SALAMANDROIDEA (*Ichthyodeæ*, *Salamandridæ*).

Suborder 2. CÆCILOIDEA (*Amphiumidæ*, *Cæciliidæ*).

Order II. ANURA.

BOULENGER, G. A. Second Report on Additions to the Batrachian Collection in the Natural History Museum. P. Z. S. 1890, pp. 323-328, pls. xxv & xxvi.

It is stated that as many as 1119 apparently valid species of Batrachians are known, viz. : 960 *Ecaudata*, 122 *Caudata*, and 37 *Apoda*. The British Museum possesses examples of 660 species of *Ecaudata* (6900 specimens), 85 species of *Caudata* (1340 specimens), and 29 of *Apoda* (156 specimens). A list of 80 species added since 1886 is given, and several new species are described.

HOWES, G. B. On the Intestinal Canal of the Ichthyopsida, with especial reference to its Arterial Supply and the Appendix Digitiformis. J. L. S. xxiii, pp. 381-410, pls. i & ii.

STRONG, O. The Structure and Homologies of the Cranial Nerves of the Amphibia, as determined by their Peripheral Distribution and Internal Origin. Zool. Anz. xiii, pp. 598-607.

SMIRNOW, A. Die Struktur der Nervenzellen im Sympatheticus der Amphibien. Arch. mikr. Anat. xxxv, pp. 407-422, pls. xxiv & xxv.

AUERBACH, L. Ueber die Blutkörperchen der Batrachier. Anat. Anz. v, pp. 570-578.

- WERNER, F. Ueber die Veränderung der Hautfarbe bei europäischen Batrachiern. Verh. z.-b. Wien, xl, pp. 169-176.
- G. B. HOWES, Zool. xiv, p. 281, remarks on the toxic properties of the Batrachian integument.
- ROSSI, U. Contributo alla maturazione delle uova degli Anfi. Comunicazione preliminare. Anat. Anz. v, pp. 142 & 143.
- MORGAN, T. H. On the Amphibian Blastopore. Stud. Biol. Lab. J. Hopkins Univ. iv, pp. 355-377, pls. xl-xlii.
- WIEDERSHEIM, R. Weitere Mittheilungen über die Entwicklungsgeschichte des Schulter- und Beckengürtels. Amphibien. Anat. Anz. v, pp. 19-26, figs.
- SCHIEBEL, E. Zur postembryonalen Entwicklung des Auges der Amphibien. Zool. Jahrb., Anat. iv, pp. 297-347, pls. xix-xxi.
- SCHWINK, F. Ueber die Entwicklung des Herzendothels der Amphibien. Anat. Anz. v, pp. 207-213.
- MAURER, F. Die erste Anlage der Milz und das erste Auftreten von lymphatischen Zellen bei Amphibien. Morph. JB. xvi, pp. 203-208, figs.
- MOLLIER, S. Ueber die Entstehung des Vornierensystems bei Amphibien. Arch. Anat. Phys. 1890, An. pp. 209-235, pls. xi & xii.

ECAUDATA.

- EMERY, C. Zur Morphologie des Hand- und Fuss-skeletts. Vorfällige Mittheilung. i. Carpus und Præpollex der Anuren. Anat. Anz. v, pp. 283-288, figs.; also Atti Acc. Pontif. Lincei, Rend. vi, pp. 229-233, figs.
- The author is inclined to believe that the rudimentary digit of the Frog which is commonly called the pollex represents the præpollex, and the outer finger represents the fourth and not the fifth digit.
- COGGI, A. Ueber die sog. Kalksäckchen an den Spinalganglien des Frosches und ihre Beziehungen zum Ductus endolymphaticus. Vorläufige Mittheilung. Anat. Anz. v, pp. 177 & 178.
- GAULE, J. Zahl und Vertheilung der markhaltigen Fasern im Froschrückenmark. Abh. Sächs. Ges. xv, pp. 737-780, 10 pls.
- RANVIER, L. Des éléments musculaires et des éléments élastiques de la membrane rétrolinguale de la Grenouille. C.R. cx, pp. 504-508.
- De la membrane du sac lymphatique œsophagien de la Grenouille. *Op. cit.* cxi, pp. 863-865.
- SMITH, W. R. A case of Hermaphroditism in a Common Frog (*Rana temporaria*). J. Anat. Phys. xxiv, pp. 218 & 219, figs.
- DUTARTRE, A. Sur les changements de couleur chez la Grenouille commune (*Rana esculenta*). C.R. cxi, pp. 610 & 611.

- LATTER, O. H. Abnormal Reproductive Organs in *Rana temporaria*.
J. Anat. Phys. xxiv, pp. 369-372, pl. xvi.
- PLOETZ, A. J. Die Vorgänge in den Froschhoden unter dem Einfluss
der Jahreszeit. Vergleich von *Rana temporaria* und *esculenta*. Arch.
Anat. Phys. 1890, Phys., Suppl. pp. 1-32, pls. i & ii.
- On the mode of embrace in the pairing tailless Batrachians; HÉRON
ROYER, Bull. Soc. Z. Fr. xv, p. 209.
- SHURAWLEW, G. S. Ueberwintern der Frösche. Korr. Nat. Ver. Riga,
xxxiii, pp. 38 & 39.
- Translated from the Russian Journ. Soc. Friends N. H., Moscow, 1890.
- CUCCATI, G. Spermatogenesi nella *Rana esculenta*. Anat. Anz. v, pp.
344-346.
- MORIGGIA, A. Quelques expériences sur les têtards et sur les Grenouilles.
Arch. Ital. Biol. xiv, pp. 142-148.
- NAUE, H. Ueber Bau und Entwicklung der Kiemen der Froschlarven.
Z. Naturw. lxxiii, pp. 129-176, pls. ii & iii.
- BATAILLON, E. La dégénérescence musculaire dans la queue des larves
d'Anoures et la Phagocytose. C.R. Soc. Biol. (9) ii, pp. 137-140.
- ERLANGER, R. v. Ueber den Blastoporus der anuren Amphibien, sein
Schicksal und seine Beziehungen zum bleibenden After. Zool.
Jahrb., Anat. iv, pp. 239-256, pls. xv & xvi.
- MARSHALL, A. M., & BLES, E. J. The Development of the Kidneys
and Fat-bodies of the Frog. Stud. Biol. Lab. Owen's Coll. ii, pp.
133-158, pl. x.
- GILES, A. E. Development of the Fat-bodies of *Rana temporaria*. A
Contribution to the History of the Pronephros. *T. c.* pp. 123-130,
pl. ix.
- Reprint from Q. J. Micr. Sci. 1888.
- MARSHALL, A. M., & BLES, E. J. The Development of the Blood
Vessels in the Frog. *T. c.* pp. 185-268, pls. xiii-xv.
- VILLY, F. The Development of the Ear and Accessory Organs in the
Common Frog. Q. J. Micr. Sci. xxx, pp. 523-550, pls. xxxiv &
xxxv, and Stud. Biol. Lab. Owen's Coll. ii, pp. 159-184,
pls. xi & xii.
- CHIARUGI, G. Sui miotomi e sui nervi della testa posteriore e della
regione prossimale del tronco negli embrioni degli Anfiibi anuri.
Monit. Zool. Ital. i, pp. 22-28 & 55-64.

RANIDÆ.

Rana temporaria, L., *arvalis*, Nilss., and *agilis*, Thom.: on their
occurrence in Hungary and Transylvania; L. v. MÉHELY, Zool. Anz. xiii,
pp. 445 & 611. *R. temporaria*, L.: remarks on alpine larvæ by E. v.

MARTENS, SB. nat. Fr. 1890, p. 155. *R. agilis*, Thom., recorded from Linz on the Rhine, by MELSHEIMER, Verh. Ver. Rheinl. (5) vii, p. 82, and from Prague, Bohemia, by WOLTERSTORFF, Zool. Anz. xiii, p. 260. *R. amurensis*, Blgr., redescribed and figured by BOULENGER, Ann. N. H. (6) v, p. 140, pl. ix, fig. 1. *R. tigrina*, Daud., figured; *id.*, Faun. Ind., Rept. p. 449. *R. whiteheadi*, Blgr., figured by MOCQUARD, N. Arch. Mus. (3) ii, pl. x, fig. 2. *R. decorata*, pp. 155, 145, pl. x, fig. 1 [= *R. luctuosa*, Ptrs.—REC.], *obsoleta*, pp. 155, 147 [= *R. signata*, Gthr.—REC.], and *paradoxa*, pp. 155, 148, pl. x, fig. 3 [= *R. kuhlii*, D. & B.—REC.], n. spp., *id.* Le Nat. xii, and N. Arch. Mus. (3) ii, Kina Baloo, Borneo.

Rhacophorus acutirostris, n. sp., *id.* Le Nat. xii, p. 163, and N. Arch. Mus. (3) ii, p. 151, pl. xi, fig. 1, Kina Baloo, Borneo. *R. colletti*, n. sp., BOULENGER, P. Z. S. 1890, p. 36, Sumatra.

Ixalus latopalmatus, Blgr., figured by MOCQUARD, N. Arch. Mus. (3) ii, pl. xi, fig. 2. *I. nubilus*, n. sp., *id.* Le Nat. xii, p. 163, and N. Arch. Mus. (3) ii, pl. xi, fig. 3, Palawan [= *Rana natatrix*, Gthr.—REC.].

ENGYSTOMATIDÆ.

Phrynella pollicaris, n. sp., BOULENGER, P. Z. S. 1890, p. 37, Perak.

Microhyla inornata, n. sp., *id. ibid.*, Sumatra.

Cacopus systema, Schn., figured; *id.*, Faun. Ind., Rept. p. 496.

GENYOPHRYNIDÆ.

† *Genyophryne*, n. g., type of a new family of *Firmisternia*, characterized by absence of maxillary teeth and presence of mandibular teeth; BOULENGER, P. Z. S. 1890, p. 326. *G. thomsoni*, n. sp., *id. t. c.* p. 327, pl. xxv, fig. 1, Sudest I., New Guinea.

CYSTIGNATHIDÆ.

Ceratophrys calcarata, n. sp., BOULENGER, P. Z. S. 1890, p. 327, pl. xxvi, Colombia.

Puludicola fischeri, n. sp., *id. t. c.* p. 327, pl. xxv, fig. 2, Venezuela.

† *Phanerotis*, n. g., near *Cryptotis*, Gthr., but ear distinct and vomerine teeth as in *Limnodynastes*; *id.*, P. Linn. Soc. N.S.W. (2) v, p. 593. *P. fletcheri*, *id. t. c.* p. 593, N. S. Wales.

† *Mitrolysis*, n. g., for *Chiroleptes alboguttatus*, Gthr.; COPE, Batr. N. Am. p. 312 [1889].

BUFONIDÆ.

MARIACHER, G. La riproduzione del *Bufo viridis*. Riv. Ital. Sci. Nat. ix, 1889, pp. 29–31.

Bufo vulgaris, Laur.: note by BOULENGER, Ann. N. H. (6) v, p. 141. *B. melanostictus*, Schn., figured; *id.*, Faun. Ind., Rept. p. 506. *B. lentiginosus woodhousii*, Gir.: notes by STEJNEGER, N. Am. Faun. No. 3, p. 116,

and by COPE, Am. Nat. xxiv, p. 1204. *B. jerboa*, n. sp., BOULENGER, P. Z. S. 1890, p. 328, pl. xxv, fig. 3, Borneo. *B. fuliginus*, pp. 163, 158, pl. xi, fig. 5, and *spinulifer*, pp. 181, 160, pl. xi, fig. 6, n. spp., MOCQUARD, Le Nat. xii, and N. Arch. Mus. (3) ii, North Borneo. *B. panayanus*, n. sp., SEOANE, Mém. Soc. Zool. iii, p. 206, pl. vi, erroneously stated to be from the Philippines [= *B. gutturosus*, Daud.—REC.].

Nectophryne misera, pp. 182, 161, pl. xi, fig. 7, and *maculata*, pp. 182, 162, pl. xi, fig. 8, n. spp., MOCQUARD, Le Nat. xii, and N. Arch. Mus. (3) ii, North Borneo.

HYLIDÆ.

Hyla versicolor, Daud. : notes on the habits ; HÉRON ROYER, Bull. Soc. Z. Fr. xv, p. 205. *H. arenicolor*, Cope : note by STEJNEGER, N. Am. Faun. No. 3, p. 117. *H. stephensi*, Blgr. : note by BOULENGER, Ann. N. H. (6) v, p. 142. *H. macgregori*, n. sp., DOUGLAS-OGILBY, Rec. Austral. Mus. i, p. 100, British New Guinea.

PELOBATIDÆ.

Pelobates fuscus, Laur. : on very large tadpoles from Berlin ; WELTNER, SB. Nat. Fr. 1890, p. 113.

Pelodytes punctatus, Daud., recorded from Wimereux, Pas de Calais, by GIARD, Bull. Sci. Fr. Belg. xxii, p. 87.

DISCOGLOSSIDÆ.

Discoglossus pictus, Otth. HÉRON ROYER writes on the habits and development, and on the characters which, according to him, differentiate *D. pictus* and *D. auritus*, Héron. Royer ; Bull. Soc. Angers (2) xix, p. 45, pls. i & ii. On its acclimatisation in France (Touraine) ; *id.*, Bull. Soc. Zool. Fr. xv, p. 14.

Bombinator orientalis, n. sp., BOULENGER, Ann. N. H. (6) v, p. 143, pl. ix, fig., N. China, Corea, and Amoorland.

Alytes obstetricans, Laur. : biological notes by MELSHEIMER, Verh. Ver. Rheinl. (5) vi, p. 58.

DACTYLETHRIDÆ.

Xenopus laevis, Daud. : notes on the habits and oviposition ; J. M. LESLIE, P. Z. S. 1890, p. 69.

CAUDATA.

HEIDENHAIN, M. Beiträge zur Kenntniss der Topographie und Histologie der Kloake und ihrer drüsigen Adnexa bei den einheimischen Tritonen. Arch. mikr. Anat. xxxv, pp. 173-274, pls. x-xiii.

ROSSI, U., & VICARELLI, G. Sulla struttura degli ovidutti dello *Spelerpes fuscus* e della *Salamandrina perspicillata*. Monit. Zool. Ital. i, pp. 222-225.

- VAILLANT, L. Note sur la structure des téguments chez quelques Urodèles (*Molge vulgaris* et *Molge palmata*). Bull. Soc. Philom. (8) ii, pp. 137 & 138.
- PIHSALIX, C. Sur quelques points de la physiologie des glandes cutanées de la Salamandre terrestre. CR. Soc. Biol. (9) ii, pp. 225-227.
- SCHNEIDER, R. Neue histologische Untersuchungen über die Eisenaufnahme in den Körper des *Proteus*. SB. Ak. Berl. 1890, pp. 887-897, pl. iii.
- ZELLER, E. Ueber die Befruchtung bei den Urodelen. Z. wiss. Zool. xlix, pp. 583-601, figs. Also a rectification in Zool. Anz. xiii, p. 351.
- *ROSSI, U. Il nucleo nelle uova dello *Spelerpes fuscus* o *Geotriton fuscus*. Prima nota. Giorn. medico lo Sperimentale (Florence), 1890. Abstract, Monit. Zool. Ital. i, p. 108.
- WIEDERSHEIM, R. Beiträge zur Entwicklungsgeschichte von *Salamandra atra*. Arch. mikr. Anat. xxxvi, pp. 469-482, pl. xix.
- HOUSSAY, F. Études d'Embryologie sur les Vertébrés. L'Axolotl. Arch. Z. expér. (2) viii, pp. 143-244, pls. x-xiv.
- . Ordre d'apparition des fentes branchiales chez l'Axolotl. Fente branchiale auditive. CR. Soc. Biol. (9) ii, pp. 416-418.
- WIEDERSHEIM, R. Beiträge zur Entwicklungsgeschichte von *Proteus anguineus*. Arch. mikr. Anat. xxxv, pp. 121-140, pls. vi & vii.
- J. A. RYDER reports on a brood of larval *Amphiuma*; Am. Nat. xxiii, p. 927 [1890].
- Salamandra maculosa*, Laur., and *atra*, Laur., figured by DÜRIGEN, Deutschl. Amph. u. Rept. pl. v, figs. 1-5. *S. maculosa*, Laur.: biological notes by MELSHEIMER, Verh. Ver. Rheinl. (5) vi, p. 56. *S. maculosa*, n. var. *molleri*, BEDRIAGA, Amph. et Rept. Portug. p. 29, Portugal [= var. *gallaica*, Seoane.—REC.].
- Molge alpestris*, Laur., figured by DÜRIGEN, *op. cit.* pl. v, figs. 6 & 7. *M. strauchii*, Stdr., = *Neurergus crocatus*, Cope; BOULENGER, P. Z. S. 1890, p. 32.
- Tylototriton verrucosus*, And., figured; *id.* Faun. Ind., Rept. p. 514.
- Gyrinophilus maculicaudus*, n. sp., COPE, Am. Nat. xxiv, p. 966, fig., Indiana.

APODA.

SARASIN, P. & F. Ergebnisse naturwissenschaftlicher Forschungen auf Ceylon in den Jahren 1884-86. II. Heft 4. Zur Entwicklungsgeschichte und Anatomie der ceylonischen Blindwühle, *Ichthyophis glutinosus*. Wiesbaden: 1890, 4to, pp. 153-263, pls. xv-xxiv.

This part, which deals with the anatomy, the classification, and concludes with a complete index to the literature on the *Apoda*, completes the work. [Cf. Zool. Rec. Rept. xxiv, p. 33, and xxvi, p. 23.]

STEGOCEPHALA.

AMMON, L. VON. Die permischen Amphibien der Rheinpfalz. Munich : 1889, 4to, 119 pp., 5 pls.

This work is prefaced by a bibliographical list of all the contributions to the knowledge of the *Stegocephala*.

CREDNER, H. Die Stegocephalen und Saurier aus dem Rothliegenden des Plauen'schen Grundes bei Dresden. IX. Theil. Z. geol. Ges. xlii, pp. 240-277, pls. ix-xi.

Deals with *Hylonomus*, Dawson, *Petrobates*, Credn., and *Discosaurus*, Credn.

M. LONEST, Bull. Soc. Belg. Géol. 1888, p. cxx, records the discovery of Stegacephalous remains in the Upper Devonian near Modave, Belgium.

Mastodonsaurus indicus, n. sp., LYDEKKER, Cat. iv, p. 145, Gondwanas, India.

√*Metoposaurus*, n. n. for *Metopias*, H. v. Mey. nec Gory ; *id. t. c.* p. 152.

√*Orthopleurosaurus*, n. n. for *Orthocosta*, Fritsch ; *id. t. c.* p. 203.

Dawsonia multidentis, n. n. for *D. polydens*, Fritsch ; *id. t. c.* p. 213.

Branchiosaurus caducus, n. sp., v. AMMON, *t. c.* p. 81, pl. iv, fig. 1, & pl. v, figs. 9 & 10, Permian of Pfarrwald, near Heimkirchen.

Maeromerium gümbeli, n. sp., v. AMMON, *t. c.* p. 94, pl. iv, fig. 2, Permian of Wolfstein.

M. scoticum, n. sp., LYDEKKER, Q. J. Geol. Soc. xlii, p. 289, pl. xii, fig. 1, Lower Carboniferous of Gilmerton, near Edinburgh.

Eryops oweni, n. sp., *id. t. c.* p. 291, pl. xii, figs. 2-4. Name changed to *E. africanus*, *id.* Cat. iv, p. 193, S. Africa.

Loxomma allmani, Huxley : on a series of vertebræ from the Northumberland Coal-field ; D. EMBLETON, Rep. Brit. Ass. lix, p. 580.

√*Platyoposaurus*, n. n. for *Platyops*, Twelvetr., nec Newp. ; LYDEKKER, Cat. iv, p. 182.

PISCES.

BY

G. A. BOULENGER.

GENERAL.*

COPE, E. D. Synopsis of the Families of Vertebrata. Am. Nat. xxiii, pp. 849-877. [Issued March, 1890.]

Fishes are arranged in the following manner:—

Superclass I. CEPHALOCHORDA.

Class I. ACRANIA. Ord. LEPTOCARDII. Fam. *Branchiostomida*.

Superclass II. CRANIATA.

Class I. AGNATHA.

Subclass I. OSTRACODERMI.

Order i. ARRHINA. Fams. *Pteraspida*, *Cephalaspida*.

Order ii. DIPLORRHINA. Fam. *Mycteropida*.

Subclass II. MARSIPOBRANCHII.

Order i. HYPEROTRETI. Fams. *Myxini*, *Bdellostomida*.

Order ii. HYPEROARTI. Fam. *Petromyzontida*.

Class II. PISCES.

Subclass I. HOLOCEPHALI. Ord. CHIMÆROIDEI. Fam. *Chimærida*.

Subclass II. DIPNOI. Ord. SIRENOIDEI. Fams. *Dipterida*, *Ceratodontida*, *Lepidosirenida*.

Subclass III. ELASMOBRANCHII.

Order i. ICHTHYOTOMI. Fams. *Xenacanthida*, *Cladodontida*.

* An asterisk prefixed to a quotation indicates that the Recorder has not seen the journal or work referred to.

Order ii. SELACHII. Fams. *Psammodontidæ*, *Petalodontidæ*, *Cochliodontidæ*, *Cestraciontidæ*, *Spinacidæ*, *Notidanidæ*, *Lamnidæ*, *Carchariidæ*, *Squatunidæ*, *Rhinobatidæ*, *Pristiophoridæ*, *Pristidæ*, *Squatinatoraidæ*, *Raiidæ*, *Trygonidæ*, *Myliobatidæ*.

Subclass iv. TELEOSTOMI.

Superorder 1. RHIPIDOPTERYGIA.

Order i. RHIPIDISTIA. Fam. *Tristichopteridæ*.

Order ii. ACTINISTIA. Fam. *Celacanthidæ*.

Superorder 2. CROSSOPTERYGIA.

Order i. PLACODERMI. Fams. *Coccosteidæ*, *Dinichthyidæ*.

Order ii. HAPLISTIA. Fam. *Phaneropleuridæ*.

Order iii. TAXISTIA. Fams. *Holoptychiidæ*, *Osteolepididæ*.

Order iv. CLADISTIA. Fam. *Polypteridæ*.

Superorder 3. PODOPTERYGIA. Ord. CHONDROSTEI.
Fams. *Polyodontidæ*, *Acipenseridæ*, *Chondrosteidæ*.

Superorder 4. ACTINOPTERYGIA.

Tribe i. PHYSOSTOMI.

Order i. LYSOPTERI. Fam. *Palæoniscidæ*.

e/ Order ii. M¹ROSONDYLI. Fams. *Sauropsidæ*, *Pygodontidæ*, *Stylodontidæ*, *Sphærodontidæ*, *Macrosemiidæ*.

Order iii. HALECOMORPHI. Fam. *Amiidæ*.

Order iv. GYNGLYMODI. Fam. *Lepidosteidæ*.

Order v. ISOSPONDYLI. Fams. *Dapedidæ*, *Lepidotidæ*, *Aspidorhynchidæ*, *Saurodontidæ*, *Osteoglossidæ*, *Heterotidæ*, *Galaxiidæ*, *Clupeidæ*, *Chirocentridæ*, *Salmonidæ*, *Thymallidæ*, *Alepocephalidæ*, *Gonorhynchidæ*, *Sauridæ*, *Lutodiridæ*, *Aulopidæ*, *Elopidæ*, *Allulidæ*, *Ilyodontidæ*, *Notopteridæ*.

Order vi. ACTINOCHIRI. Fam. *Pelecopteridæ*.

Order vii. PLECTOSPONDYLI. Fams. *Characinidæ*, *Sternoptygidæ*, *Cobitidæ*, *Cyprinidæ*, *Catostomidæ*.

Order viii. SCYPHOPHORI. Fams. *Mormyridæ*, *Gymnarchidæ*.

Order ix. NEMATOGNATHI. Fams. *Siluridæ*, *Hypophthalmidæ*, *Aspredinidæ*.

Order x. HAPLOMI. Fams. *Esocidæ*, *Stratodontidæ*, *Umbridæ*, *Cyprinodontidæ*, *Amblyopsidæ*.

Order xi. GLANENCHELI. Fam. *Gymnotidæ*.

Order xii. ICHTHYOCEPHALI. Fam. *Monopteridæ*.

- Order xiii. HOLOSTOMI. Fam. *Symbranchida*.
- Order xiv. ENCHELYCEPHALI. Fams. *Nemichthyida*,
Anguillida, *Congrida*.
- Order xv. COLOCEPHALI. Fam. *Muraenida*.
- Order xvi. LYOMERI. Fams. *Saccopharyngida*, *Eurypharyngida*.
- Tribe ii. PHYSOCLYSTI.
- Order xvii. DOOPTERI. Fam. *Dorypterida*.
- Order xviii. OPISTHOMI. Fams. *Mastacembelida*, *Notacanthida*.
- Order xix. PERCESOCES. Fams. *Opheocephalida*, *Mugilida*, *Atherinida*, *Sphyrnida*, *Scombrosoidea*.
- Order xx. HEMIBRANCHII. Fams. *Pegasida*, *Gasterosteida*, *Fistulariida*, *Centriscida*, *Amphisilida*, *Dercetida*.
- Order xxi. LOPHOBRANCHII. Fams. *Solenostomida*, *Syngnathida*, *Hippocampida*.
- Order xxii. DISCOCEPHALI. Fam. *Echeneidida*.
- Order xxiii. PEDICULATI. Fams. *Antemariida*, *Lophiida*.
- Order xxiv. HETEROSOMATA. Fam. *Pleuronectida*.
- Order xxv. PLECTOGNATHI. Fams. *Triacanthida*, *Balistida*, *Tetrodontida*, *Diodontida*, *Ostraciida*.
- Order xxvi. PERCOMORPHI. Fams. *Ophidiida*, *Gadida*, *Macrurida*, *Batrachida*, *Cyclopterida*, *Acronurida*, *Chaetodontida*, *Scorpenida*, *Cottida*, *Bleenniida*, *Gobiida*, *Platycephalida*, *Rhamphocottida*, *Agonida*, *Heterognathida*, *Gerreida*, *Carangida*, *Sillaginida*, *Pristipomatida*, *Sciænida*, *Sparida*, *Percida*, *Berycida*, *Scombrida*, *Trichiurida*, *Xyphidida*, *Osphromenida*, *Anabantida*.
- Order xxvii. PHARYNGOGNATHI. Fams. *Embiotocida*, *Cichlida*, *Labrida*, *Scarida*.
- Order xxviii. CRANIOMI. Fams. *Triglida*, *Dactylopterida*.

STEINMANN, G., & DÖDERLEIN, L. Elemente der Paläontologie. II. Hälfte. Evertabrata (Schluss) und Vertebrata. Leipzig: 1890, 8vo, pp. 337-848, figs.

Vertebrata by L. DÖDERLEIN. Fishes, pp. 529-587.

BEARD, J. The inter-relationships of the Ichthyopsida: A Contribution to the Morphology of Vertebrates. Anat. Anz. v, pp. 146-159 & 179-188.

Deals with the morphology of the pallial region of the fore-brain, the pronephros, the lung and swim-bladder, and sums up with a discussion of

the relationships of the various groups of fishes to one another. *Amphioxus* being left out, a scheme of the phylogeny of the fishes is given, and the following classification of the *Ichthyopsida* is proposed:—

<i>Ganodichthyidæ</i>	-	<i>Marsipobranchii.</i> <i>Ganoidei.</i> <i>Teleostei.</i>
<i>Selachodichthyidæ</i>	-	<i>Selachii</i> <i>Pneumichthyidæ</i>
		- { <i>Dipnoi.</i> <i>Amphibia.</i>

The development of lungs being the justification for the group *Pneumichthyidæ*.

PATTEN, W. On the origin of Vertebrates from Arachnids. Q. J. Micr. Sci. xxxi, pp. 317-378, figs.

Deals, among other points, with what the author takes to be Arachnid features in *Pterichthys* and allies.

Remarks by A. S. WOODWARD, Ann. N. H. (6) vi, pp. 314-316.

COPE, E. D. The Homologies of the Fins of Fishes. Am. Nat. xxiv, pp. 401-423, figs., pls. xiv-xviii.

SCHNEIDER, A. Studien zur Systematik und zur vergleichenden Anatomie, Entwicklungsgeschichte und Histologie der Wirbelthiere. (Fragment.) Zool. Beitr. ii, pp. 268-270, pls. xxiii-xxvii.

Five plates and their explanation, dealing with Fishes, published after the author's death.

KLAATSCH, H. Zur Morphologie der Fischschuppen und zur Geschichte der Hartsubstanzgewebe. Morph. JB. xvi, pp. 97-202 & 209-258, pls. vi-viii.

On the histological structure of the scales of Fishes, recent and fossil, with views on the phylogenesis of the various types.

HOWES, G. B. On the Intestinal Canal of the Ichthyopsida, with especial reference to its Arterial Supply, and the Appendix Digitiformis. J. L. S. xxiii, pp. 381-410, pls. i & ii.

RÖSE, C. Beiträge zur vergleichenden Anatomie des Herzens der Wirbelthiere. Morph. JB. xvi, pp. 27-96, pls. iv & v.

CHEVREL, R. Sur l'anatomie du Système Nerveux grand sympathique des Elasmobranches et des Poissons osseux. Arch. Z. expér. v bis, No. 5, 196 pp., 3 pls.

LAGUESSE, E. Recherches sur le Développement de la Rate chez les Poissons. J. de l'Anat. Phys. xxvi, pp. 345-406 & 425-495, pls. x-xiii.

LIEBREICH, O. Betrachtungen über die physikalische Eigenschaft der Schwimmblase der Fische. Arch. Anat. Phys. 1890, Phys., Suppl., pp. 142-161.

— Ueber die physikalische Funktion der Schwimmblase bei Fischen. *Op. cit.* Phys. pp. 360-363.

- EMERY, C. Nochmals über die Leuchtorgane der Fische. *Biol. Centralbl.* x, pp. 285 & 286.
- SEITZ, A. Das Fliegen der Fische. *Zool. Jahrb., Syst.* v, pp. 361-372.
- DAHL, F. Die Bewegung der fliegenden Fische durch die Luft. *T. c.* pp. 679-688.
- GOODE, G. B. The Colour of Fishes. *Science*, xv, pp. 211-213, figs.
- GIRARD, C. Les Poissons vivipares de la Côte Américaine de l'Océan pacifique. *Le Nat.* xii, pp. 24, 25, 39, 61, & 62, figs.
- VAILLANT, L. Les Collections d'herpétologie et d'ichthyologie au Muséum d'histoire naturelle. *Rev. Sci.* xlv, pp. 513-522.
- JORDAN, D. S. On the Fishes described in Müller's supplemental volume to the *Systema Naturæ* of Linnæus. *P. Ac. Philad.* 1890, pp. 48-50.
- F. RICHTERS, *Ber. Senck. Ges.* 1890, pp. 3-36, pls. i-iv, reports on some old manuscripts and figures of Fishes in the possession of the Senckenbergian Society.

FAUNÆ.

EUROPE.

- GÜNTHER, A. A Contribution to our Knowledge of British Pleuronectidæ. *P. Z. S.* 1890, pp. 40-44, pl. iii.
- SCHULZE, ERWIN. Ueber die geographische Verbreitung der Süßwasserfische von Mitteleuropa. *Forsch. deutsch. Land. u. Volksk.* v, pp. 69-84.
- MALARD, A. E. Catalogue des Poissons des Côtes de la Manche dans les environs de Saint-Vaast. *Bull. Soc. Philom.* (8) ii, pp. 60-101.
- HOEK, P. P. C. The Fishes of the Zuiderzee. *Tijdschr. Nederl. Dierk. Ver.* (2) iii, pp. 38-79, pls. i-v.
- A translation of a chapter of a report published in the *Verslag over den Staat der Nederl. Zeevischerijen over 1889*.
- SCHULZE, ERWIN. *Fauna Piscium Germaniæ.—Verzeichniss der Fische der Stromgebiete der Donau, des Rheines, der Ems, Weser, Elbe, Oder, Weichsel, des Pregels und der Memel.* *J. Ber. Ver. Magdeburg*, 1889, pp. 137-213.
- FATIO, V. *Faune des Vertébrés de la Suisse. Vol. v. Histoire naturelle des Poissons. II^e partie. Physostomes (suite et fin), Anacanthiens, Chondrostiens, Cyclostomes.* Geneva and Basle: 1890, 8vo, lxxx & 576 pp., 4 pls.

This volume completes the account of the Fishes of Switzerland.

Remarks on the fish-fauna of Switzerland, by FATIO, *Bibl. univ.* (3) xxiv, pp. 515-520.

WALECKI, A. Przyczynek do Fauny Ichtyjologicznej. Pam. Fizjogr. x, pp. 273-302.

Contribution to the ichthyological Fauna of Poland.

GOURRET, P. Nouvelle Contribution à la Faune Pélagique du Golfe de Marseille. I. Classe des Poissons. Arch. Biol. x, pp. 312-321.

A list of 46 species.

*GIORDANO, D. Ittiologia del Golfo di Gaeta. Naples: 1890, 4to, 65 pp.

ASIA.

PFEFFER, G. Die Fauna der Insel Jeretik, Port Wladimir, an der Murman-küste, nach den Sammlungen des Herrn Kapitän Horn. I. Teil. Die Reptilien, Amphibien, Fische, Mollusken, Brachiopoden, Krebse, Pantopoden, und Echinodermen. JB. Hamb. vii, pp. 63-96.

Fishes, pp. 74-76.

ALCOCK, A. Natural History Notes from H.M. Indian Marine Survey Steamer 'Investigator,' Commander Alfred Carpenter commanding. No. 10: List of the *Pleuronectida* obtained in the Bay of Bengal in 1888 and 1889, with descriptions of new and rare species; J. A. S. B. lviii [1889], pp. 279-295, pls. xvi-xviii. No. 12: Descriptions of some new and rare species of Fishes from the Bay of Bengal, obtained during the season of 1888-89; *t. c.* pp. 296-305, pl. xxii.

— Natural History Notes from H.M. Indian Marine Survey Steamer, 'Investigator,' Commander R. F. Hoskyn, R.N., commanding. No. 16: On the Bathybial Fishes collected in the Bay of Bengal during the season 1889-90; Ann. N. H. (6) vi, pp. 197-222, pls. viii & ix. No. 18: On the Bathybial Fishes of the Arabian Sea, obtained during the season 1889-90; *t. c.* pp. 295-311. No. 20: On some undescribed Shore-Fishes from the Bay of Bengal; *t. c.* pp. 425-443.

VINCIGUERRA, D. Viaggio di Leonardo Fea in Birmania e regioni vicine. Pesci. Ann. Mus. Genov. (2) ix, pp. 129-234, pls. vii-xi.

BOULENGER, G. A. List of the Reptiles, Batrachians, and Freshwater Fishes collected by Professor Moesch and Mr. Iversen in the district of Deli, Sumatra. P. Z. S. 1890, pp. 31-40.

AFRICA.

JOHNSON, J. Y. On some new Species of Fishes from Madeira. P. Z. S. 1890, pp. 452-459.

COLLETT, R. Sur quelques Poissons rapportés de Madère par le Prince de Monaco. Bull. S. Z. Fr. xv, pp. 218-224.

- STASSANO, E. La Pesca sulle Spiagge atlantiche del Sahara. *Annali di Agricoltura*, 1890, 103 pp.
 Notes on some of the Fishes, by D. VINCIGUERRA, pp. 61-103.
- BÜTTIKOFER, J. *Reisebilder aus Liberia*. II. Die Bewohner Liberia's. —Thierwelt. Leyden: 1890, 8vo, 510 pp., figs., pls.
 Notes on the Fishes, pp. 447-453.

AMERICA.

- BEAN, T. H. New Fishes collected off the Coast of Alaska and the adjacent region southward. *P. U. S. Nat. Mus.* xiii, pp. 37-45.
- GILBERT, C. H. A preliminary Report on the Fishes collected by the steamer 'Albatross' on the Pacific Coast of North America during the year 1889, with descriptions of twelve new genera and ninety-two new species. *P. U. S. Nat. Mus.* xiii, pp. 49-126.
- JORDAN, D. S. Report of Explorations made during 1888 in the Alleghany Region of Virginia, North Carolina, and Tennessee, and in Western Indiana, with an account of the Fishes found in each of the River Basins of those Regions. *Bull. U. S. Fish Comm.* viii, pp. 97-173, pls. xiii-xv. [Recorded from a separate copy.]
- HENSHALL, J. A. Some Observations on Ohio Fishes. *J. Cincinn. Soc.* xii, pp. 114-125.
- MCCORMICK, L. M. List of Fishes of Lorain County, Ohio. *T. c.* pp. 126-128.
- JORDAN, D. S. The Fishes of the Yellowstone Park. *Zoo*, i, pp. 38-40.
- . Catalogue of Fishes collected at Port Castries, St. Lucia, by the Steamer 'Albatross,' November, 1888. *P. U. S. Nat. Mus.* xii, pp. 645-652.
- RIDLEY, H. N. Notes on the Zoology of Fernando Noronha. *Pisces* by G. A. BOULENGER. *J. L. S.* xx, p. 483.

AUSTRALIA AND POLYNESIA.

- DOUGLAS-OGILBY, J. Report on a Zoological Collection from the Solomon Islands. *Pisces*. *Rec. Austral. Mus.* i, p. 7.
- LUCAS, A. H. S. A Systematic Census of Indigenous Fish, hitherto recorded from Victorian Waters. *P. R. Soc. Vict.* (2) ii, pp. 15-47.
- . On some additions to the Fish Fauna of Victoria. *T. c.* p. 63.

PALÆONTOLOGICAL.

- GAUDRY, A. *Les Enchaînements du Monde animal dans les temps Géologiques*. Fossiles secondaires. Paris: 1890, 8vo, 322 pp., woodcuts. Fishes, pp. 146-168.

WOODWARD, A. S., & SHERBORN, C. D. A Catalogue of British Fossil Vertebrata. London : 1890, 8vo, xxxv & 396 pp.

Fishes, pp. 1-198.

E. WILSON, *Geol. Mag.* (3) vii, pp. 366-369, gives a list of the type specimens of fossil Fishes preserved in the Bristol Museum.

WOODWARD, A. S. On some new Fishes from the English Wealden and Purbeck Beds, referable to the genera *Oligopleurus*, *Strobilodus*, and *Mesodon*. *P. Z. S.* 1890, pp. 346-353, pls. xxviii & xxix.

———. A Synopsis of the Fossil Fishes of the English Lower Oolites. *P. Geol. Ass.* xi, pp. 285-306, figs., pl. iii.

———. Notes on some Ganoid Fishes from the English Lower Lias. *Ann. N. H.* (6) v, pp. 430-436, pl. xvi.

Paleoniscidae and *Cœlacanthidae*.

TRAQUAIR, R. H. List of the Fossil Dipnoi and Ganoidei of Fife and the Lothians. *P. R. Soc. Edinb.* xvii, pp. 385-400.

The list is followed by notes on various known species and descriptions of several new ones.

———. Notice of New and Little Known Fish Remains from the Black-band Ironstone of Borough Lee, near Edinburgh. No. VI. *Geol. Mag.* (3) vii, pp. 249-252.

———. On the Fossil Fishes found at Achanarras Quarry, Caithness. *Ann. N. H.* (6) vi, pp. 479-486, figs.

———. Observations on some Fossil Fishes from the Lower Carboniferous Rocks of Eskdale, Dumfriesshire. *T. c.* pp. 491-494.

———. Notes on the Devonian Fishes of Scaumonac Bay and Campbelltown in Canada. *Geol. Mag.* (3) vii, pp. 15-22.

FORIR, H. Contributions à l'étude du Système Crétacé de la Belgique. Troisième note sur des Poissons et Crustacés nouveaux ou peu connus. *Ann. Soc. Géol. Belg.* xvi, pp. 445-460, pl. xiv [1889].

LOHEST, M. Recherches sur les Poissons des Terrains paléozoïques de Belgique. Poissons des Psammites du Condroz, Famennien Supérieur. *Op. cit.* xv, pp. 112-203, pls. i-xi [1888].

POLLINI, C. Sopra alcuni avanzi di Pesci fossili terziari conservati nel Museo Geologico della Regia Università di Genova. Milan : 1889, 8vo, 96 pp., 1 pl.

ROHON, J. V. Die Jura-Fische von Ust-Balei in Ost-Sibirien. *Mém. Ac. Pétersb.* xxxviii, No. 1, 15 pp., 2 pls.

NEWBERRY, J. S. Fossil Fishes and Fossil Plants of the Triassic Rocks of New Jersey and the Connecticut Valley. *Mon. U. S. Geol. Surv.* xiv, 1888 [1889], 95 pp., 26 pls.

Fishes, pp. 1-76, pls. i-xx.

- [NEWBERRY, J. S.] The Palæozoic Fishes of North America. *Op. cit.* xvi, 228 pp., woodcuts, 53 pls.
- WOODWARD, A. S. The Fossil Fishes of the Hawkesbury Series at Gosford. Mem. Geol. Surv. N.S.W. Palæontology, No. 4, 1890, 55 pp., 10 pls.
- SWEET, G. On the Discovery of Fossil Fish in the Old Red Sandstone Rocks of the Mansfield District. P. R. Soc. Vict. (2) ii, pp. 1-14.
- ETHERIDGE, R., JUN. Note on the Occurrence of Fish Remains in the Rocks of the Drummond Range, Central Queensland. Rec. Geol. Surv. N.S.W. ii, pp. 71 & 72.
- McCoy's Report on Palæontology for 1889, Ann. Rep. Sur. Mines, Victoria, p. 23, contains notes on a collection of Fishes from the Carboniferous strata at Broken River, near Mansfield, Victoria.

PALÆICHTHYES.

ELASMOBRANCHII.

ICHTHYOTOMI.

- FRITSCH, A. Fauna der Gaskohle und der Kalksteine der Permformation Böhmens. II. Heft 4. *Selachii (Orthacanthus)*. Prague: 1889, pp. 93-114, pls. lxxx b.-xc. III. Heft 1. *Selachii (Pleuracanthus, Xenacanthus)*. Prague: 1890, pp. 1-48, pls. xci-cii.
- Ueber Pterygopodien permischer Haifische der Gattungen *Pleuracanthus* und *Xenacanthus*. Zool. Anz. xiii, pp. 318-320, fig.
- Preliminary Notes on the Palæozoic Elasmobranchs, *Pleuracanthus* and *Xenacanthus*, from the Lower Permian of Bohemia. Geol. Mag. (3) vii, p. 566.
- Orthacanthus kounoviensis*, p. 107, *pinguis*, p. 109, and *senckenbergianus*, p. 109, n. spp., FRITSCH, Faun. Gask. ii, Permian of Bohemia.
- Pleuracanthus parallelus*, p. 5, *ovalis*, p. 13, *oelbergensis*, p. 15, and *carinatus*, p. 18, n. spp., *id. op. cit.* iii, Permian of Bohemia.
- Cladodus terrelli*, p. 170, pl. xxvii, figs. 5-7, and *tumidus*, p. 172, figs. 8 & 9, n. spp., NEWBERRY, Pal. Fishes N. Am., Carboniferous, Ohio.
- Phæbodus politus*, n. sp., *id. t. c.* p. 173, pl. xxvii, figs. 27 & 28, Carboniferous, Ohio.

SELACHII.

- O. JAEKEL, SB. nat. Fr. 1890, pp. 47-57, figs., remarks on the position of the gill-clefts in the various groups of Selachians; finds the classical division into Sharks and Rays unnatural; and concludes that the Rays are a group of polyphyletic origin.

- VIRCHOW, H. Ueber die Angongefässe der Selachier und die Verbindung derselben mit den Kopfgefässen. *Arch. Anat. Phys.* 1890, *Phys.* pp. 169-173.
- Ueber die Spritzlochkieme der Selachier. *T. c.* pp. 177-182.
- PILLIET, A. Recherches sur la structure du Foie des Sélaciens. *C.R. Soc. Biol.* (9) ii, pp. 690-694.
- SCHNEIDER, A. Zur frühesten Entwicklung besonders der Muskeln der Elasmobranchier. *Zool. Beitr.* ii, pp. 251-266, pl. xxii.
- KASTSCHENKO, N. Ueber den Reifungsprocess des Selachiereies. *Z. wiss. Zool.* 1, pp. 428-442, pl. xvii.
- ALCOCK, A. Natural History Notes from H. M.'s Indian Marine Survey Steamer 'Investigator,' Commander Alfred Carpenter. No. 14 : Observations on the Gestation of some Sharks and Rays. *J. A. S. B.* (2) lix, pp. 51-56, pl. i.
- Deals with *Carcharias melanopterus*, *Zygana blochii*, *Carcharias dussumieri*, *Trygon bleekeri*, and *Myliobatis newhofi*.

TECTOSPONDYLI.

- FRITSCH, G. Die Elektrischen Fische. Zweite Abtheilung : Die Torpedineen. Leipzig : 1890, fol., 146 pp., woodcuts, 20 pls.
- Ueber das numerische Verhältniss der Ganglienzellen im Lobus electricus der Torpedineen zu ihren peripherischen Endorganen. *Arch. Anat. Phys.* 1890, *Phys.* pp. 183-186.
- EWART, J. C. The Cranial Nerves of the Torpedo. Preliminary Note. *P. R. Soc.* xlvii, pp. 290 & 291.
- DOHRN, A. Studien zur Urgeschichte des Wirbelthierkörpers. xv. Neue Grundlagen zur Beurtheilung der Metamerie des Kopfes. *MT. z. Stat. Neap.* ix, pp. 330-434.
- Remarks based on *Torpedo marmorata*.
- PLATT, JULIA B. The Anterior Head-Cavities of *Acanthias*. Preliminary Notice. *Zool. Anz.* xiii, p. 239, fig.
- HOWES, G. B. Variation in the Kidney of the Common Thornback (*Raja clavata*) : its nature, range, and probable significance. *J. Anat. Phys.* xxiv, pp. 407-422, pl. xvii.
- Trygon thalassia fossilis*, n. var. (foss.), JAEKEL, *Z. geol. Ges.* xlii, p. 365, Molasse of Baltringen.
- Mazodus*, n. g., for jaws of an Elasmobranch, perhaps allied to *Psammodus* ; NEWBERRY, *Pal. Fishes N. Am.* p. 178. *M. lepleri*, n. sp. (foss.), *id. t. c.* p. 180, pl. xxi, figs. 1-3, Carboniferous, Ohio.
- Pristiophorus*, M. & H. : on the systematic position of this genus, and its affinity to the *Spinacidae*, and on its fossil remains ; JAEKEL, *Z. geol. Ges.* xlii, p. 86, figs., pls. ii-v. *P. suevicus*, n. sp. (foss.), *id. t. c.* p. 116, Molasse of Baltringen.

Sclerorhynchus atavus, S. Woodw. (foss.): note on a fragment of the rostrum; A. S. WOODWARD, P. Z. S. 1889, p. 449, fig.

Antliodus arcuatus, n. sp. (foss.), NEWBERRY, Pal. Fishes N. Am. p. 208, pl. xix, figs. 3 & 4, Carboniferous, Indiana.

Ptychodus mammillaris, Ag., and *polygyrus*, Ag. (foss.): notes by A. S. WOODWARD, Rep. Yorks. Phil. Soc. 1889, pp. 39 & 40, pl. i, figs. 3-20.

ASTEROSPONDYLI.

PARKER, T. J. On the Presence of a Sternum in *Notidanus indicus*. Nature, xliii, p. 142, fig.

WHITE, P. J. On the Skull and Visceral Skeleton of the Greenland Shark, *Lamargus microcephalus*. Anat. Anz. v, pp. 259-261.

EWART, J. C. On the Spiracles of the Porbeagle Shark (*Lamna cornubica*). J. Anat. Phys. xxiv, pp. 227-229.

DAVIS, J. W. On the Dentition of *Pleuroplax* (*Pleurodus*), A. S. Woodw. Ann. N. H. (6) v, pp. 291-294, pl. xiii.

Chlamydoselache anguinea, Garm.: recorded from Madeira by COLLETT, Bull. Soc. Z. Fr. xv, p. 219.

Hybodus vestitus, n. sp. (foss.), FRITSCH, Faun. Gask. ii, p. 97, pl. lxxiii, fig. 14, Permian of Bohemia.

Acanthodes affinis, Whiteaves, is referred to *Mesacanthus*, Traq., by TRAQUAIR, Geol. Mag. (3) vii, p. 16.

† *Goniodus*, n. g. [name preoccupied, Agassiz, 1838], probably Elasmobranch and Cestraciant; NEWBERRY, Pal. Fishes N. Am. p. 67. *G. hertzeri*, n. sp. (foss.), *id. t. c.* p. 69, pl. xxvii, figs. 11-15, Huron Shale, Devonian, Ohio.

HOLOCEPHALI.

Rhynchodus greenei, n. sp. (foss.), NEWBERRY, Pal. Fishes N. Am. p. 51, Hydraulic Limestone, Wisconsin.

OSTRACODERMI.

HETEROSTRACI.

Cephalaspis campbelltonensis, Whiteaves: remarks by TRAQUAIR, Geol. Mag. (3) vii, p. 21. *C. whiteavesi*, n. sp., *id. t. c.*, Devonian of Canada.

OSTEOSTRACI.

Cephalaspis laticeps, n. sp., TRAQUAIR, Geol. Mag. (3) vii, p. 16, Devonian of Canada.

ANTIARCHA.

TRAQUAIR, R. H. On the Structure and Classification of the *Asterolepida*. P. Phys. Soc. Edinb. 1888-89, pp. 23-46, pls. i & ii (1889).

√ *Holonema*, n. g., for *Pterichthys rugosus*, Claypole; NEWBERRY, Pal. Fishes N. Am. p. 92.

√ *Glyptaspis*, n. g. (*Pterichthidarum*); *id. t. c.* p. 157. *G. verrucosus*, p. 158, pl. xiii, figs. 1 & 2, Carboniferous, N. America.

Bothriolepis leidyi, p. 111, pls. xviii, fig. 2, & xx, figs. 1-5, and *minor*, p. 112, pl. xx, figs. 6-8, n. spp., *id. t. c.*, Carboniferous, Pennsylvania.

DIPNOI.

SIRENOIDEI.

Dipterus (Ctenodus) nelsoni, p. 89, figs. 19 & 20, *flabelliformis*, p. 90, fig. 21, *levis*, p. 90, figs. 22 & 23, *minutus*, p. 91, fig. 26, and *radiatus*, p. 119, fig. 33, n. spp. (foss.), NEWBERRY, Pal. Fishes N. Am. pl. xxvii, Carboniferous, Pennsylvania.

Ganorhynchus beecheri, n. sp. (foss.), *id.*, Pal. Fishes N. Am. p. 95, pl. xix, fig. 2, Carboniferous, N. America.

Phaneropleuron, Huxl., belongs to the *Dipnoi*. Note on the dentition of *P. curtum*, Whiteaves; JAEKEL, SB. nat. Fr. 1890, p. 1, fig.

Phaneropleuron curtum, Whiteaves: remarks by TRAQUAIR, Geol. Mag. (3) vii, p. 15.

Uronemus splendens, Traq.: remarks by *id. t. c.* p. 252.

Ctenodus interruptus, Barkas: remarks by *id. t. c.* p. 249, and by A. S. WOODWARD, Rep. Yorks. Phil. Soc. 1889, p. 37, pl. i, fig. 2. *C. wagneri*, n. sp. (foss.), NEWBERRY, Pal. Fishes N. Am. p. 172, pl. xxvii, fig. 30, Carboniferous, Ohio. *C. tardus*, n. sp. (foss.), FRITSCH, Faun. Gask. ii, p. 93, pl. lxxx, b, Permian of Bohemia.

√ *Hemictenodus*, n. g., for *Ctenodus obliquus*, Hanc. & Att. (foss.); JAEKEL, SB. nat. Fr. 1890, p. 7: remarks by TRAQUAIR, Geol. Mag. (3) vii, p. 251. *H. quincocostatus*, Traquair: notes; *id. ibid.* *Hemictenodus* = *Sagenodus*, Ow.; TRAQUAIR, P. R. Soc. Edinb. xvii, p. 393.

√ *Gosfordia*, n. g. (foss.), allied to *Ceratodus*, Ag.; A. S. WOODWARD, Mem. Geol. Surv. N.S.W., Pal. No. 4, p. 4. *G. truncata*, n. sp., *id. t. c.* p. 5, pls. i & ii, figs. 1 & 2, Trias, Gosford, N. S. Wales.

R. BURCKHARDT, SB. nat. Fr. 1890, p. 158, has remarks on *Protopterus annectens*, and denies the caudal respiration.

ARTHRODIRA.

TRAQUAIR, R. H. *Homosteus*, Asmuss, compared with *Coccosteus*, Agassiz. P. Phys. Soc. Edinb. 1888-89, pp. 47-57, pl. iii [1889].

[TRAQUAIR, R. H.] On the Structure of *Coccosteus decipiens*. Ann. N. H. (6) v, pp. 125-136, pl. x, and P. Phys. Soc. Edinb. 1889-90, pp. 211-224, pl. xi.

Coccosteus decipiens, Ag.: remarks by A. v. KÖENEN, Geol. Mag. (3) vii, p. 191; TRAQUAIR, *t. c.* p. 235; and A. v. KÖENEN, JB. Mineral. 1890, ii, p. 198.

Phlyctanius, n. g., for *Coccosteus acadicus*, Whiteaves; TRAQUAIR, Geol. Mag. (3) vii, pp. 20 & 55. The name being preoccupied, is changed to *Phlyctanaspis*; *id. t. c.* p. 144. *P. anglicus*, n. sp., *id. t. c.* p. 58, pl. iii, fig. 3, Devonian of Herefordshire.

Dinichthys precursor, p. 51, pl. xli, *gouldii*, p. 150, pls. ix, fig. 1, & x, figs. i & ii, *corrugatus*, p. 151, pl. vii, fig. 3, *intermedius*, p. 152, pls. x, figs. 1 & 2, xlvii, figs. 1-4, & li & lii, and *curtus*, p. 156, pls. xlviii, fig. 3, & liii, figs. 1-3, n. spp., NEWBERRY, Pal. Fishes N. Am., Carboniferous, Ohio.

Trachosteus, n. g., apparently near *Aspidichthys*; *id. t. c.* p. 166. *T. clarkei*, n. sp., *id. t. c.* p. 167, pl. xlii, figs. 1-8, Carboniferous, Ohio.

Phyllolepis delicatula, n. sp. *id. t. c.* p. 97, pl. xix, fig. 11, Carboniferous, Pennsylvania. *P. undulatus* and *corneti*, n. spp., LOHEST, Ann. Soc. Géol. Belg. xv, p. 157, pls. x & xi, Upper Devonian of Belgium.

GANOIDEI.

CROSSOPTERYGII.

Holoptychius granulatus, p. 100, pl. xx, fig. 9, and *tuberculatus*, p. 101, pl. xix, fig. 14, *hallii*, p. 114, pl. xx, fig. 10, and *radiatus*, p. 115, pl. xx, figs. 12-14, n. spp. (foss.), NEWBERRY, Pal. Fishes N. Am., Carboniferous, N. America. *H. dewalquei*, p. 134, figs., and *inflexus*, p. 141, figs., n. spp. (foss.), LOHEST, Ann. Soc. Géol. Belg. xv, Upper Devonian of Belgium.

Glyptolepis quebecensis, Whiteaves: remarks by TRAQUAIR, Geol. Mag. (3) vii, p. 16. *G. benedeni* and *radians*, n. sp. (foss.), LOHEST, Ann. Soc. Géol. Belg. xv, pp. 150 & 151, pls. ix & x, Upper Devonian of Belgium.

Lamnodus minor, n. sp. (foss.), *id. t. c.* p. 120, pl. vii, fig. 1, Upper Devonian of Belgium.

Sphenophorus, n. g. (foss.), for a clavicle probably indicating a Crossopterygian Ganoid, having affinities with *Holoptychius* and *Onychodus*; NEWBERRY, Pal. Fishes N. Am. p. 91. *S. litleyi*, n. sp., *id. t. c.* p. 92, pl. xx, fig. 15, Carboniferous, Pennsylvania.

Cricodus and *Dendrodus*, Ow.: remarks by TRAUTSCHOLD, Z. geol. Ges. xli, pp. 621-634, pls. xxiii-xxv. The author comes to the conclusion that the genus *Dendrodus* has to be dropped, and that the correct position of *Cricodus* may be in a separate family of Crossopterygians.

Dendrodus traquairi and *briarti*, n. spp. (foss.), LOHEST, Ann. Soc. Géol. Belg. xv, pp. 117 & 118, pl. viii, figs. 2, 3, & 5, Upper Devonian of Belgium.

Cricodus? agassizii, n. sp. (foss.), *id. t. c.* p. 120, pls. viii, fig. 1, & vii, fig. 4, Upper Devonian of Belgium.

Strepodus minor, n. sp. (foss.), TRAQUAIR, P. R. Soc. Edinb. xvii, p. 393, Lower Carboniferous, Pitcorthy, Scotland.

Eusthenopteron foordii, Whiteaves : remarks by TRAQUAIR, Geol. Mag. (3) vii, p. 17.

Megalichthys lavis, n. sp. (foss.), TRAQUAIR, P. R. Soc. Edinb. xvii, p. 394, Lower Carboniferous, Straiton, Scotland.

Coelacanthus phillipsii, Ag. : remarks by J. W. DAVIS, Geol. Mag. (3) vii, p. 159.

Undina barroviensis, n. sp. (foss.), A. S. WOODWARD, Ann. N. H. (6) v, p. 435, pl. xvi, fig. 3, Lower Lias of Barrow-on-Soar, Leicestershire.

ACTINOPTERYGII.

VIRCHOW, H. Ueber Spritzlochkieme von *Acipenser* und ihre Verbindung mit den Kopfgefäßen. Arch. Anat. Phys. 1890, Phys. pp. 586-588.

↓ *Mesopoma*, n. g. (foss.), for *Canobius pulchellus*, Traq., *politus*, Traq., and *Rhadinichthys macrocephalus*, Traq. ; TRAQUAIR, Ann. N. H. (6) vi, p. 493.

↓ *Drydenius*, n. g. (foss.), allied to *Gonatodus*, for *D. insignis*, n. sp. ; *id.* P. R. Soc. Edinb. xvii, p. 399, Lower Carboniferous, Loanhead, Scotland.

Rhadinichthys lepturus, Traq., = *R. ornatissimus*, Ag. ; *R. geikiei*, Traq., = *R. carinatus*, Ag. : TRAQUAIR, P. R. Soc. Edinb. xvii, p. 397. *R. macrocephalus*, n. sp., *id. t. c.* p. 398, Lower Carboniferous, Pumpherston, Scotland. *R. delicatulus*, Traq., = *R. geikiei*, Traq. ; TRAQUAIR, Ann. N. H. (6) vi, p. 492.

↓ *Benedenichthys*, n. n. for *Benedenius*, Traq., preoccupied ; *id. t. c.* p. 492.

↓ *Palæoniscinotus*, n. g. (foss.), allied to *Palæoniscus*. *P. czekanowskii* and *P. irkutskensis*, n. spp., ROHON, Mém. Ac. Pétersb. xxxviii, No. 1, p. 8, pls. i & ii, Jurassic of Ust-Balei, E. Siberia.

Elonichthys nemopterus, Ag. : on the well-marked varieties ; TRAQUAIR, P. R. Soc. Edinb. xvii, p. 394. *E. multistriatus*, n. sp. (foss.), *id. t. c.* p. 396, Lower Carboniferous, Gilmerton and Loanhead, Scotland.

Acrolepis semigranulosus, n. sp. (foss.), *id. t. c.* p. 398, Lower Carboniferous, Straiton, Scotland.

Myriolepis latus, n. sp. (foss.), A. S. WOODWARD, Mem. Geol. Surv. N.S.W., Pal., No. 4, p. 10, pl. iii, figs. 2 & 3, Trias, Gosford, N. S. Wales.

Oxygnathus, Egert. : new diagnosis of the genus ; *id.* Ann. N. H. (6) v, p. 431.

Centrolepis asper, Egert. : noticed and figured by *id. t. c.* p. 430, pl. xvi, fig. 1.

Coccolepis liassicus, n. sp. (foss.), *id. t. c.* p. 433, pl. xvi, fig. 2, Lower Lias of Lyme Regis.

Apateolepis, n. g. (foss.), *Palaeoniscidarum*, *id.* Mem. Geol. Surv. N.S.W., Pal., No. 4, p. 12. *A. australis*, n. sp., *id. t. c.* p. 13, pl. iv, figs. 1-4, Trias, Gosford, N. S. Wales.

Actinophorus, n. g. (foss.), *Palaeoniscidarum*?; NEWBERRY, Pal. Fishes N. Am. p. 174. *A. clarkei*, n. sp., *id. t. c.* p. 175, pl. xlix, fig. 1, Carboniferous, Ohio.

Eurynotus microlepidotus, n. sp. (foss.), TRAQUAIR, P. R. Soc. Edinb. xvii, p. 400, Lower Carboniferous, Loanhead, Scotland.

Mesolepis tuberculatus and *rhombus*, n. spp. (foss.), *id.* Ann. N. H. (6) vi, p. 493, Lower Carboniferous, Glencartholm, Eskdale, Scotland.

Cheirodus crassus, n. sp. (foss.), TRAQUAIR, P. R. Soc. Edinb. xvii, p. 400, Lower Carboniferous, Abden, Scotland.

Belonorhynchus gigas, p. 23, pls. ix, figs. 1 & 2, & x, figs. 1 & 2, and *gracilis*, p. 27, pls. viii, fig. 5, ix, figs. 3 & 4, & x, figs. 3 & 4, n. spp. (foss.), A. S. WOODWARD, Mem. Geol. Surv. N. S. W., Pal., No. 4, Trias, Gosford, N. S. Wales.

Dichyopyge symmetrica, p. 17, pl. iv, figs. 5 & 6, *illustrans*, p. 18, pl. iv, figs. 7-9, and *robusta*, p. 20, pl. iii, figs. 4 & 5, n. spp. (foss.), *id. t. c.*, Trias, Gosford, N. S. Wales.

Catopterus minor, p. 57, pl. xvii, figs. 1-4, and *ornatus*, p. 58, pl. xviii, fig. 3, n. spp. (foss.), NEWBERRY, Mon. U. S. Geol. Surv. xiv, Trias of Connecticut.

Acentrophorus chicopensis, n. sp. (foss.), NEWBERRY, Mon. U. S. Geol. Surv. xiv, p. 69, pl. xix, figs. 3 & 4, Trias of Massachusetts.

Ischypterus micropterus, p. 31, pls. iv, figs. 1 & 2, & xii, fig. 2, *robustus*, p. 36, pl. vi, fig. 1, *elegans*, p. 37, pls. vii, fig. 2, x, fig. 1, & xiv, figs. 1 & 2, *alatus*, p. 37, pl. viii, figs. 1 & 2, *modestus*, p. 38, pl. ix, figs. 1 & 3, *lenticularis*, p. 39, pl. x, figs. 2 & 3, *lineatus*, p. 40, pl. xi, figs. 1 & 2, *braunii*, p. 43, pls. xii, fig. 3, & xiii, figs. 1 & 2, *minutus*, p. 48, pl. xiii, fig. 5, and *gigas*, p. 49, pl. xiv, fig. 3, n. spp. (foss.), *id. t. c.*, Trias of New Jersey and Connecticut.

Semionotus australis, p. 31, pl. vi, fig. 2, and *tenuis*, p. 31, pl. vi, fig. 3, n. spp. (foss.), A. S. WOODWARD, Mem. Geol. Surv. N. S. W., Pal., No. 4, Trias, Gosford, N. S. Wales.

Pristisomus, n. g. (foss.) *Semionotidarum*; *id. t. c.* p. 32. *P. gracilis*, p. 33, pls. v, fig. 1, vi, fig. 1, & viii, fig. 1, *latus*, p. 35, pl. v, figs. 2 & 4, and *crassus*, p. 36, pl. v, figs. 5-7, n. spp., *id. t. c.*, Trias, Gosford, N. S. Wales.

Cleithrolepis altus, n. sp. ? (foss.), *id. t. c.* p. 42, pl. viii, fig. 4, Trias, Gosford, N. S. Wales.

Lepidotus sibiricus, n. sp. (foss.), ROHON, Mém. Ac. Pétersb. xxxviii, No. 1, p. 9, pls. i & ii, Jurassic of Ust-Balei, E. Siberia.

Pholidophorus maacki, n. sp. (foss.), *id. t. c.* p. 10, pl. i, figs. 7 & 10, Jurassic of Ust-Balei, E. Siberia. *P. gregarius*, n. sp. (foss.), A. S. WOODWARD, Mem. Geol. Surv. N. S. W., Pal., No. 4, p. 44, pl. vi, figs. 6-10, Trias, Gosford, N. S. Wales.

Peltopleurus (?) *dubius*, n. sp. (foss.), *id. t. c.* p. 47, pl. vi, figs. 4 & 5, Trias, Gosford, N. S. Wales.

Strobilodus purbeckensis, n. sp. (foss.), *id.* P. Z. S. 1890, p. 350, pl. xxix, fig. 4, Purbeck, Swanago.

Eurycormus grandis, A. S. Woodw. : description of the head ; *id.* Geol. Mag. (3) vii, p. 289, pl. x, figs. 1-8.

Aspidorhynchus crassus, n. sp. (foss.), A. S. WOODWARD, Proc. Geol. Ass. xi, p. 296, pl. iii, figs. 11-15, Lower Oolite, Stonesfield.

Leptolepis disjectus, n. sp. (foss.), *id.* t. c. p. 295, pl. iii, figs. 16-19, Lower Oolite, Stonesfield.

Mesodon daviesi, n. sp. (foss.), *id.* P. Z. S. 1890, p. 351, pl. xxviii, fig. 5, Purbeck, Swanago. *M. damoni*, n. sp. (foss.), *id.* Geol. Mag. (3) vii, p. 158, Portland Oolite, Weymouth. *M. biserialis*, fig. 20, *discoides*, fig. 32, and *temuidens* [*latidens*, *errore*], fig. 29, n. spp., *id.*, Proc. Geol. Ass. xi, p. 300, pl. iii, Oolite, England.

↓ *Scaphodus*, n. g. [= *Mesodon*] ; *S. heteromorphus*, n. sp. (foss.), *id.* t. c. p. 301, pl. iii, figs. 33-35, Stonesfield.

√ *Anomoedus*, Forir. This genus, allied to *Mesodon* and *Coelodus*, is characterized, and the type species, *A. fraiponti*, Forir, described and figured ; FORIR, Ann. Soc. Géol. Belg. xvi, p. 445, pl. xiv, fig. 1. *Pycnodus cretaceus*, Ag., is also referred to this genus.

Oligopleurus vectensis, n. sp. (foss.), A. S. WOODWARD, P. Z. S. 1890, p. 346, pls. xxviii, figs. 1-4, & xxix, figs. 1 & 2, Wealdon, Isle of Wight.

Coccodus lindstroemi, n. sp. (foss.), J. W. DAVIS, Q. J. Geol. Soc. xlvii, p. 565, pl. xxii, Chalk of Hakel, Mount Lebanon.

Leedsichthys problematicus, A. S. Woodw. : note on the gill-rakers ; A. S. WOODWARD, Geol. Mag. (3) vii, p. 292, pl. x, figs. 9 & 10.

Opsigonus gracilis, n. sp. (foss.), ROHON, Mém. Ac. Pétersb. xxxviii, No. 1, p. 11, pl. i, fig. 6, Jurassic of Ust-Balei, E. Siberia.

√ *Baleiichthys*, n. g. (foss.) (*Homocerci*), for *B. graciosa*, and *B. lata*, n. spp.; *id.* t. c. pp. 13 & 14, pls. i, fig. 8, & ii, fig. 14, Jurassic of Ust-Balei, E. Siberia.

INCERTÆ SEDIS.

O. JAEKEL, SB. nat. Fr. 1890, pp. 117-131, writes on fossil fin-spines and ichthyodorulites, and proposes the new name *Trachyacanthidae* for *Gampsacanthus*, St. John & Worth., and allies.

Ctenacanthus randelli, p. 105, *clarkii*, p. 168, pl. xxvi, figs. 2 & 3, *angustus*, p. 181, *lettonii*, p. 202, pl. xxvi, fig. 1, and *cylindricus*, p. 202, pl. xxvi, fig. 1, n. spp., NEWBERRY, Pal. Fishes N. Am., Carboniferous, N. America.

Asteropychius elegans, n. sp., *id.* t. c. p. 176, pl. xxv, fig. 4, Lower Carboniferous, Michigan.

Physonemus stellatus, n. sp., *id.* t. c. p. 200, pl. xxi, fig. 12, Carboniferous, Indiana.

Gyracanthus sherwoodi, p. 119, pl. xviii, fig. 4, and *inornatus*, p. 177, pl. xxiii, fig. 5, n. spp., *id.* t. c., Carboniferous of N. America.

Gyracanthus rectus, n. sp., TRAQUAIR, Ann. N. H. (6) vi, p. 417, Lower Carboniferous, Scotland. *G. incurvus*, n. sp., for a Selachian ichthyodorus from the Devonian of Canada; *id.* Geol. Mag. (3) vii, p. 21.

√*Palaeospondylus gunnii*, n. g. & sp., *id. t. c.* p. 485, fig., Old Red Sandstone, Caithness.

√*Heteracanthus*, n. g., for *C. wrighti*, Newb., and *H. politus*, n. sp.; NEWBERRY, Pal. Fishes N. Am. p. 65, Cement Beds, Hamilton age, Wisconsin.

√*Callognathus*, n. g., *id. t. c.* p. 69; *C. regularis*, p. 70, pl. xxvii, fig. 18, *serratus*, p. 70, pl. xxvii, figs. 16 & 17, and *ortoni*, p. 71, pl. xix, fig. 1, n. spp., Devonian of Ohio.

√*Stethacanthus*, n. g., *id. t. c.* p. 198. *S. tumidus*, p. 129, pl. xxv, figs. 1 & 2, and *marginatus*, n. spp., *id. t. c.* pl. xix, fig. 9, Carboniferous, Indiana and Ohio.

√*Pentagonolepis*, n. g., for Ganoid scales of obscure affinities; LOHSE, Ann. Soc. Géol. Belg. xv, p. 159. *P. konincki*, n. sp., *id. t. c.* p. 161, pl. xi, figs. 1-8, Upper Devonian of Belgium.

TELEOSTEI.

SØRENSEN, W. Om Forbeninger i Svømmeblæren, Pleura og Aortas Væg og Sammensmeltning deraf med Hvirvelsøjlen særlig hos Siluroiderne, samt de saakaldte Weberske Knoglers Morfologi.—Sur les ossifications de la paroi de la vessie natatoire, de la plèvre et de l'aorte, et leur fusion avec la colonne vertébrale, surtout chez les Siluroïdes, et sur la morphologie des ossicules de Weber. Vid. Selsk. Skr. (6) vi, pp. 67-152, pls. i-iii. [With French résumé.]

BRIDGE, T. W. On the Structure and Function of the Air-Bladder in certain Fishes. P. Birmingham. Phil. Soc. vii, pp. 144-187.

MCINTOSH, W. C. On the Larval and Post-Larval Stages of the Sole and other Food-Fishes. [Abstract.] Rep. Brit. Ass. lix, p. 618.

RYDER, J. A. The Continuity of the Primary Matrix of the Scales and the Actinotrichia of Teleosts. Am. Nat. xxiv, pp. 489-491.

WIEDERSHEIM, R. Weitere Mittheilungen über die Entwicklungsgeschichte des Schulter- und Beckengürtels. Teleostier. Anat. Anz. v, pp. 13-19, figs.

RAFFAELE, F. Sullo spostamento postembrionale della cavità addominale nei Teleostei. MT. z. Stat. Neap. ix, pp. 305-329, pls. xii & xiii.

HOLT, E. W. L. Observations upon the Development of the Teleostean Brain, with especial reference to that of *Clupea harengus*. Zool. Jahrb., Anat. iv, pp. 478-500, pls. xxix-xxxi.

ACANTHOPTERYGII.

PERCIDÆ.

√ *Epitrachys*, n. subg., for *Perca fluviatilis*, L. ; ERWIN SCHULZE, J. Ber. Ver. Magdeburg, 1889, p. 209.

Etheostoma tippecanoe, n. sp., JORDAN & EVERMANN, P. U. S. Nat. Mus. xiii, p. 3, fig. 1, Indiana.

Centropristis investigatoris, n. sp., ALCOCK, Ann. N. H. (6) vi, p. 199, off Madras coast, 98-102 fath.

Anthias mundulus, n. sp., JOHNSON, P. Z. S. 1890, p. 452, Madeira.

Serranus aquidens, n. sp., GILBERT, P. U. S. Nat. Mus. xiii, p. 61, Pacific coast of N. America.

Brephostoma, Alcock, is now referred to the *Percidæ*, near *Pomatomus*, Risso ; ALCOCK, Ann. N. H. (6) vi, p. 201. *B. carpenteri*, Alcock, figured ; t. c. pl. ix, fig. 4.

√ *Parascombrops*, n. g., allied to *Scombrops*, but dorsal with 9 spines, and preoperculum with a double serrated edge. *A. pellucidus*, n. sp., ALCOCK, J. A. S. B. lviii, p. 296, pl. xxii, fig. 1, Bay of Bengal.

Pronotogrammus eos, n. sp., GILBERT, P. U. S. Nat. Mus. xiii, p. 62, Pacific coast of N. America.

SQUAMIPINNES.

Chelmo rostratus, L. : note on young specimens, by VAILLANT, C.R. cxi, p. 756.

Holocanthus clarionensis, n. sp., GILBERT, P. U. S. Nat. Mus. xiii, p. 72, Pacific coast of N. America.

SPARIDÆ.

Pagrus, Cuv. : on a subfossil skull from Melbourne ; DAMES, SB. nat. Fr. 1890, p. 162, fig.

SCORPÆNIDÆ.

Sebastes serrulatus and *muciparus*, n. spp., ALCOCK, J. A. S. B. lviii, p. 298, pl. xxii, figs. 2 & 3, Bay of Bengal.

Scorpena (Sebastoplus) sierra, n. sp., GILBERT, P. U. S. Nat. Mus. xiii, p. 82, Pacific coast of N. America.

Sebastes (?) rosæ, n. sp. (foss.), EIGENMANN, Zoe, i, p. 16, fig., Tertiary, Port Harford, California.

Sebastichthys goodei (= *Sebastes goodei*, Eigenm.), p. 75, *alutus*, p. 76, *rupestris*, p. 76, *zacentrus*, p. 77, *saxicola*, p. 78, *diploproa*, p. 79, *aurora*, p. 80, *introniger*, p. 81, and *sinensis*, p. 81, n. spp., GILBERT, P. U. S. Nat. Mus. xiii, Pacific coast of N. America.

Sebastolobus alascanus, n. sp., BEAN, *t. c.* p. 44, Alaska.

Minous inermis, n. sp., ALCOCK, J. A. S. B. lviii, p. 299, pl. xxii, fig. 4, Bay of Bengal. *M. coccineus*, n. sp., *id.*, Ann. N. H. (6) vi, p. 428, off Ganjam coast.

Hemitripterus marmoratus, n. sp., BEAN, P. U. S. Nat. Mus. xiii, p. 43, Alaska.

BERYCIDÆ.

Melamphaës lugubris, p. 59, and *cristiceps*, p. 60, n. spp., GILBERT, P. U. S. Nat. Mus. xiii, p. 60, Pacific coast of N. America.

SCIENIDÆ.

Micropogon megalops, n. sp., GILBERT, P. U. S. Nat. Mus. xiii, p. 64, Pacific coast of N. America.

Sciæna ophiceps, n. sp., ALCOCK, J. A. S. B. lviii, p. 300, Bay of Bengal.

Corvula sanctæ-luciæ, n. sp., JORDAN, P. U. S. Nat. Mus. xii, p. 649, St. Lucia, W. Indies.

Cynoscion macdonaldi, n. sp., GILBERT, *op. cit.* xiii, p. 64, Pacific coast of N. America.

CARANGIDÆ.

Trachurus melanosaurus, Cocco, described by FACCIOLA, Nat. Sicil. ix, p. 234.

✓ *Bathyseriola*, n. g. : body oblong and compressed, covered with small deciduous cycloid scales. Lateral line apparently unarmed. First dorsal fin continuous, with rather feeble spines ; the second and the anal much more developed and without finlets. Anal spines approximated to and continuous with the rest of the fin. Ventral with a continuous membranous attachment to the abdomen. Cleft of mouth narrow ; villiform teeth in the jaws only. Preopercular border entire. Seven branchiostegals. Pseudobranchiæ. Pyloric appendages numerous. No air-bladder. Vertebræ 10/14. *B. cyanea*, n. sp., ALCOCK, Ann. N. H. (6) vi, p. 202, off the coast of Madras, 98-102 fath.

Anomalops palpebratus, Bodd., redescribed by DOUGLAS-OGILBY, Rec. Austral. Mus. i, p. 69.

SCOMBRIDÆ.

Thynnus thynnus, L., recorded fossil from the Forest bed of Cromer ; E. T. NEWTON, Geol. Mag. (3) vii, p. 264. *T. scaldisiensis*, Storms (?) : on the evidence of a fossil Tunny in the Coralline Crag of England ; A. S. WOODWARD, Ann. N. H. (6) v, p. 294.

TRACHINIDÆ.

Uranoscopus crassiceps, n. sp., ALCOCK, Ann. N. H. (6) vi, p. 205, off the coast of Madras, 98-102 fath.

Aphritis bassii, Casteln., redescribed by DOUGLAS-OGILBY, Rec. Austral. Mus. i, p. 67.

√ *Ponerodon*, n. g. Body elongate, naked. Eyes lateral. Two separate dorsal fins, of which the second is much the longer, and equal, opposite, and similar to the anal; ventrals thoracic; pectoral rays branched. Cleft of mouth extremely wide; jaws distensible and armed with canine teeth, as are also the palatines. Gill-openings very wide, the gill-membranes united anteriorly; præoperculum with a (small) spine at its angle; seven branchiostegals; pseudobranchiæ. Lateral line single, uninterrupted. Abdominal cavity enormous. No air-bladder. No pyloric cæca. No anal papilla. Vertebrae 14/24. *P. vastator*, n. sp., ALCOCK, Ann. N. H. (6) vi, p. 203, pl. ix, fig. 5, off Madras coast, 690-920 fath.

ICOSTEIDÆ.

Bathymaster hypoplectus, n. sp., GILBERT, P. U. S. Nat. Mus. xiii, p. 97, Pacific coast of N. America.

PSYCHROLUTIDÆ.

Psychrolutes zebra, n. sp., BEAN, P. U. S. Nat. Mus. xiii, p. 43, Alaska.

PEDICULATI.

GUITEL, F. Sur la Ligne Latérale de la Baudroie (*Lophius piscatorius*). C.R. cx, pp. 50-52.

Lophius indicus, n. sp., ALCOCK, J. A. S. B. lviii, p. 302, Bay of Bengal.

√ *Paroneiroides*, n. g. (?), differing from *Oneiroides*, Lütk., in possessing a second cephalic instead of a true dorsal spine. *P. glomerosus*, n. sp., ALCOCK, Ann. N. H. (6) vi, p. 206, pl. ix, fig. 6, off Madras coast, 1260 fath.

Pterophryne histrio, L.: mimicry of the environment in this fish; J. E. IVES, P. Ac. Philad. 1889, p. 344.

Halieutea spongiosa, n. sp., GILBERT, P. U. S. Nat. Mus. xiii, p. 124, Pacific coast of N. America.

COTTIDÆ.

JOURDAN, E. Structure histologique des Barbillons et des Rayons libres du *Peristedion cataphractum*. Arch. Z. expér. (2) viii, pp. 603-616, pl. xxxii.

Cottus uncinatus, Reinh., recorded from the Pleistocene of Ottawa, Canada, by DAWSON, Can. Rec. iv, p. 86.

Icelus scutigera and *euryops*, n. spp., BEAN, P. U. S. Nat. Mus. xiii, p. 41, Alaska.

Icelinus cavifrons, p. 83, *filamentosus*, p. 85, *tenuis*, p. 86, *fimbriatus*, p. 87, and *oculatus*, p. 87, n. spp., GILBERT, t. c. Pacific coast of N. America.

Dasycottus, n. g., allied to *Cottunculus*. *D. setiger*, n. sp., BEAN, t. c. p. 42, Alaska.

Malacottus, n. g., allied to *Cottunculus*. *M. zonurus*, id. t. c. p. 43, Alaska.

Radulinus, n. g. (*Cottidarum*). Spinous dorsal short, soft dorsal and anal very long; branchiostegal membranes broadly united, posteriorly free from isthmus; no slit behind last gill; broad bands of cardiform teeth on jaws, a single series on vomer, none on palatines; preopercle with two short, simple spines; ventrals 1, 3; body very slender; sides armed with a series of large, keeled, spinous plates along lateral line; similar plates on head. *R. asprellus*, n. sp., GILBERT, t. c. p. 88, Pacific coast of N. America.

Trigla hemisticta, Schleg.: note on specimens from the Bay of Bengal; ALCOCK, Ann. N. H. (6) vi, p. 207.

Lepidotrigla spiloptera, Gthr., n. var. *longipinnis*, id. t. c. p. 429, off Ganjam coast.

Prionotus alepis, n. sp.; id. J. A. S. B: lviii, p. 303, pl. xxii, fig. 5, Bay of Bengal.

Synchirus, n. g., type of a new subfamily, *Synchirinae*. Ventral fins thoracic, but remote from the gill-opening, and consisting of a rudimentary spine and several rays; with a short and well-developed spinous dorsal, which is separated by a deep notch from the soft portion; the spines slender; the branchial apertures wide and the gill-membrane free from the isthmus; gills $3\frac{1}{2}$, apparently with no slit behind the last; pectoral fins continuous around the breast, the rays supported all round by actinosts; the genital papilla of males capable of being received into a pit in front of the anal fin. BEAN, P. U. S. Nat. Mus: xii, p. 641, and Ann. N. H. (6) vi; p. 119. *S. gilli*, n. sp.; id. t. c. p. 642, Barclay Sound, British Columbia.

CATAPHRACTI.

CALDERWOOD; W. L.: On the Swimming Bladder and Flying Powers of *Dactylopterus volitans*: P. R. Soc. Edinb. xvii, pp. 132-138, pl.

Dactylopterus, Lacép.: notes on the characteristics of the *Dactylopteroidea*, and figure of *D. volitans*, L.; GILL, P. U. S. Nat. Mus. xiii, p. 243, pl. xix.

Bathyagonus, n. g. (*Agonidarum*). Spinous dorsal developed; lower jaw the longer; plates of body spinous; gill-membranes united to the isthmus, not forming a fold across it; teeth well-developed on jaws, vomer, and palatines; pectorals not notched, the upper rays the longest, the lower becoming regularly shortened; bones of head thin and yielding,

the system of mucous canals very strongly developed. *B. nigripinnis*, n. sp., GILBERT, *t. c.* p. 89, Pacific coast of N. America.

↓*Xenochirus*, n. g. (*Agonidarum*). Spinous dorsal present; jaws equal, or the upper the longest; plates of body spinous; gill-membranes united to the isthmus, the posterior edge sometimes forming a very narrow free fold across the throat; teeth well developed on jaws, vomer, and palatines; pectorals divided by a deep notch into two portions, the lower composed of greatly thickened rays, which are simple and frequently longer than those of upper lobe; a series of small spines on eyeball above pupil; *id. t. c.* p. 90. *X. triacanthus*, p. 91, *pentacanthus*, p. 91, *lutifrons*, p. 92, n. spp., *id. t. c.*, Pacific coast of N. America.

DISCOBOLI.

GUITEL, F. Sur le Nerf Latéral des Cycloptéridés. C.R. cxi, pp. 536-539.

Liparis vulgaris, Flom.: on its occurrence on the Irish Coast; R. SCHARFF, Sci. P. R. Dubl. Soc. (2) vi, p. 448.

Paraliparis rosaceus, n. sp., GILBERT, P. U. S. Nat. Mus. xiii, p. 93, Pacific coast of N. America.

Careproctus spectrum, n. sp., BEAN, *t. c.* p. 40, Alaska.

GOBIIDÆ.

HOLT, E. W. L. On the Ova of *Gobius*. Ann. N. H. (6) vi, pp. 34-40, pl. ii.

Gobius fallax, n. sp., Sarato, Gazette de Nice, No. 16, 1889, = *G. bucchichii*, Stdr.; PERUGIA, Ann. Mus. Genov. (2) ix, p. 506. *G. zebra* and *dalli*, n. spp., GILBERT, P. U. S. Nat. Mus. xiii, p. 73, Pacific coast of N. America. *G. cometes*, n. sp., ALCOCK, Ann. N. H. (6) vi, p. 208, pl. viii, fig. 2, off Madras coast, 98-102 fath.

Apocryptes batoides, Day, = *A. bato*, Ham. Buch.; VINCIGUERRA, Ann. Mus. Genov. (2) ix, p. 175.

Gillichthys y-cauda, Jenk. & Everm., pl. ii, fig. 5, and *G. mirabilis*, Cooper, pl. iii, fig. 15, figured by EIGENMANN, Zoe, i. *G. y-cauda*, Jenk. & Everm., recorded from San Diego, California, by GILBERT, P. U. S. Nat. Mus. xii, p. 363.

Clevelandia, Eigenm., is distinct from *Gillichthys*, Cooper; EIGENMANN, Am. Nat. xxiii, p. 917 [1890]. *C. longipinna*, Stdr., figured by EIGENMANN, Zoe, i, pl. ii, fig. 4.

Typhlogobius californiensis, Stdr.: notes on habits and development, and figure of the fish; *id. t. c.* p. 66, pl. iii, figs. 1-14; ROSA SMITH EIGENMANN, *t. c.* p. 181.

Callionymus carebares, n. sp., ALCOCK, Ann. N. H. (6) vi, p. 209, pl. viii, off Madras coast, 98-102 fath.

Amblyopus arctocephalus, n. sp., *id. t. c.* p. 432, off Mahanaddi Delta, Bay of Bengal.

CEPOLIDÆ.

Cepola, L. : on its dorsal spines ; HILGENDORF, SB. nat. Fr. 1890, p. 14.

TRICHONOTIDÆ.

Tæniolabrus cyclograptus, n. sp., ALCOCK; Ann. N. H. (6) vi; p. 430, fig., Ganjam coast.

BLENNIIDÆ.

Salaria *symptlocos*, Hilg., = *Blennius galerita*, L.; HILGENDORF, SB. nat. Fr. 1890, p. 15.

Centronotus gunellus, L. : on the young stages ; W. C. MCINTOSH, Ann. N. H. (6) vi, p. 182.

Zoarcas viviparus, L.: on deformed young specimens ; E. W. L. HOLT, *op. cit.* v, p. 256.

Labrosomus cremnobates, n. sp., GILBERT, P. U. S. Nat. Mus. xiii, p. 100, Pacific coast of N. America.

Dactyloscopus lunaticus, n. sp., *id. t. c.* p. 99, Pacific coast of N. America.

√ *Gillellus*; n. g., intermediate between *Dactyloscopus* and *Myxodotynus*; *id. t. c.* p. 98. *G. semicinctus*, p. 98, and *arenicola*, p. 99, n. spp., *id. t. c.*, Pacific coast of N. America.

√ *Cryptotrema*, n. g., allied to *Labrosomus*; for *C. corallinum*, n. sp.; *id. t. c.* p. 101, Pacific coast of N. America.

Plectobranchus, n. g. Teeth conic, on jaws, vomer, and palatines; some of them canine-like; body scaly; lateral line obsolete, its course indicated by a lighter streak on middle of sides; gill slits not continued far forwards, the membranes broadly united, wholly free from isthmus; dorsal of spines only; anal with two spines; ventral with one spine and three well-developed rays; lower pectoral rays longest, as in *Leptoclinus*: *P. evides*, n. sp., *id. t. c.* p. 102, Pacific coast of N. America.

√ *Lucioblennius*, n. g. Body very elongate, wholly naked; gill membranes broadly united, free from isthmus; dorsal fin single, extending along the entire back, its anterior half spinous; ventrals in front of pectorals, I, 2; first two anal rays spinous; last rays of dorsal and anal joined to caudal; teeth conic, not movable, in jaws and on vomer and on palatines. *L. alepidotus*, n. sp.; *id. t. c.* p. 103, Pacific coast of N. America.

√ *Poroclinus*, n. g.; *P. rothrocki*, n. sp.; BEAN, *t. c.* p. 40, Alaska.

GOBIESOCIDÆ.

Gobiosox pinniger, p. 94, *funebria*, p. 95, *humeralis*, p. 95, *eigenmanni*, p. 96, and *papillifer*, p. 96, n. spp., GILBERT, P. U. S. Nat. Mus. xiii, Pacific coast of N. America.

Lepadogaster, Gouan: notes on the British species; by G. BROOK, P. Phys. Soc. Edinb. 1888-89, p. 161, pl. vii. *L. microcephalus*, n. sp. [= ?

L. couchii, S. Kent], *id. t. c.* p. 166, pl. vii, figs. 1-4 (1889), West coast of Scotland. *L. bimaculatus*, Flem.: on the sexual differences; GÜTTEL, C.R. cxi, p. 759.

OPHIOCEPHALIDÆ.

Ophiocephalus apus, Canestrini, = *Channa orientalis*, Bl.; VINCIGUERRA, Ann. Mus. Genov. (2) ix, p. 183.

LOPHOTIDÆ.

Lophotes fiski, n. sp., GÜNTHER, P. Z. S. 1890, p. 244, pls. xix & xx, S. Africa.

TRACHYPTERIDÆ.

T. GILL, Am. Nat. xxiv, p. 481, remarks on the characters of the Ribbon Fishes, for which group he uses the name *Tæniosomi*, proposed by him in 1887, and which he divides into two families: *Trachypteridæ* and *Regalecidæ*.

MEEK, A. On the Structure of *Trachypterus arcticus* (the Northern Ribbon-Fish). Stud. Mus. Dundee, i, No. 6, 24 pp., 2 pls.

NOTACANTHI.

A new order, *Heteromeri*, is instituted by GILL, Am. Nat. xxiii, p. 1016 (1890), for these Fishes.

ACANTHOPTERYGII PHARYNGOGNATHI.

LABRIDÆ.

Thalassoma virens, p. 68, *grammaticum*, p. 68, and *socorroense*, p. 69, n. spp., GILBERT, P. U. S. Nat. Mus. xiii, Pacific coast of N. America.

Microspathodon cinereus, n. sp., *id. t. c.* p. 71, Pacific coast of N. America.

↓*Calotomus*, n. g., allied to *Cryptotomus*, for *C. xenodon*, n. sp.; *id. t. c.* p. 70, Pacific coast of N. America.

Halichoeres sellifer, n. sp., *id. t. c.* p. 67, Pacific coast of N. America.

Julis noronhana, n. sp., BOULENGER, J. L. S. xx, p. 483, Fernando Noronha, Brazil.

Pseudojulis adustus, p. 66, *melanotis*, p. 66, and *inornatus*, p. 67, n. spp., GILBERT, P. U. S. Nat. Mus. xiii, Pacific coast of N. America.

EMBIOTOCIDÆ.

EIGENMANN, C. H. The Development of *Micrometrus aggregatus*, one of the Viviparous Surf-Perches. Am. Nat. xxiii, pp. 923-927 [issued March, 1890].

ANACANTHINI.

LYCODIDÆ.

Lycodes brevipes, n. sp., BEAN, P. U. S. Nat. Mus. xiii, p. 38, Alaska.
L. porifer, n. sp., GILBERT, *t. c.* p. 104, Pacific coast of N. America.

Lycodopsis crotalinus, p. 105, and *crassilabris*, p. 106, n. spp., *id. t. c.*, Pacific coast of N. America.

✓ *Aprodon*, n. g., differing from *Lycodes* only in dentition, the teeth being present in a single strong series on the palatines, but none on the vomer; *id. t. c.* p. 106. *A. corteziana*, n. sp., *id. t. c.* p. 107, Pacific coast of N. America.

✓ *Lycodapus*, n. g. Body naked; ventrals wanting; vertical fins united around the tail; gill openings wide, continued forwards under the throat; gill membranes anteriorly narrowly united, loosely joined to the isthmus by a fold of lax skin; branchiostegals, six; no pseudobranchiæ; gills, four; a wide slit behind inner arch; gill-rakers developed; teeth present in jaws, on vomer and palatines, none of them enlarged; vent remote from the throat: *id. t. c.* p. 107. *L. fierasfer*, n. sp., *id. t. c.* p. 108, Pacific coast of N. America.

Maynea pusilla and *brunnea*, n. spp., BEAN, *t. c.* p. 39, Alaska.

✓ *Bothrocara*, n. g., resembling *Maynea*, but the vomer and palate toothless; *id. t. c.* p. 38. *B. mollis*, n. sp., *id. t. c.* p. 39, Alaska.

GADIDÆ.

THESEN, J. Bidrag til tarmkanalens histologi og physiologi hos Torskene (*Gadus morrhua*). Arch. f. math. og Naturv. xl, pp. 220-231, pl.

A contribution to the histology and physiology of the intestinal tract of the Cod.

Physiculus rastrelliger, p. 113, and *nematopus*, p. 114, n. spp., GILBERT, P. U. S. Nat. Mus. xiii, Pacific coast of N. America.

Motella cimbria, L., and *M. mustela*, L.: notes on the larval stages; G. BROOK, P. Phys. Soc. Edinb. 1888-89, p. 156, pl. vi [1889].

Raniceps raninus, L.: notes on the osteology; GILL, P. U. S. Nat. Mus. xiii, p. 235, pl. xviii.

Antimora microlepis, n. sp., BEAN, *t. c.* p. 38, Alaska.

Onus, Risso: synopsis of the species; COLLETT, Bull. Soc. Z. Fr. xv, p. 109. *O. guttatus*, p. 105, Azores, and *biscayensis*, p. 107, Bay of Biscay and Cape Finistère, n. spp., *id. t. c.*

Leucopsarion, Hilg.: further notes by HILGENDORF, SB. nat. Fr. 1890, p. 16.

OPHIDIIDÆ.

Dinematichthys piger, n. sp., ALCOCK, Ann. N. H. (6) vi, p. 432, Great Coco I., Andaman Archipelago.

Neobythites pterotus, n. sp., *id. t. c.* p. 210, off Madras coast, 1310 fath.
N. stelliferoides, n. sp., GILBERT, P. U. S. Nat. Mus. xiii, p. 112, Pacific coast of N. America.

Catatyx rubrirostris, n. sp., *id. t. c.* p. 111, Pacific coast of N. America.

Leptophidium pardale, p. 108, *microlepis*, p. 109, *stigmatitium*, p. 109, and *emmelas*, p. 110, n. spp., *id. t. c.*, Pacific coast of N. America.

Otophidium galeoides, n. sp., *id. t. c.* p. 110, Pacific coast of N. America.

† *Monomitopus*, n. g., like *Sirembo*, Blkr., but with rudimentary pseudo-branchiæ, for *Sirembo nigripinnis*, ALCOCK; ALCOCK, Ann. N. H. (6) vi, p. 297.

† *Paradicrolene vaillanti*, n. n. for *Dicrolene introniger*, Vaill., nec Goode & Bean; *id. ibid.*

↓ *Dermatorus*, n. g., allied to *Porogadus*, Goode & Bean, and *Bathyanus*, Gthr. Body compressed, with long tapering tail. Head with well-developed muciparous cavities and spiniferous bones. Snout depressed, with jaws conterminous in front. Eye of moderate size. Mouth very wide; villiform teeth in bands in the jaws and palatines, few and scattered on the vomer. No barbel. Gill-openings very wide; eight branchiostegals; four gills; well-developed gill-rakers. Pseudobranchiæ quite rudimentary. Scales small, deciduous. Lateral line indistinct. Ventral fins contiguous; each consists of a simple filament. No pyloric cæca. *D. trichiurus*, n. sp., *id. t. c.* p. 298, Arabian Sea, 1000 fath.

MACRURIDÆ.

Macurus hoskynii, p. 214, off Madras coast, 1310 fath., *hextii*, p. 299, Arabian Sea, 1000 fath., and *woodmasoni*, p. 301, Arabian Sea, 1000 fath., n. spp., ALCOCK, Ann. N. H. (6) vi. *M. (Coelorhynchus) scaphopsis*, p. 115, *M. (M.) stelgidolepis*, p. 116, and *M. (Lionurus) liolepis*, p. 117, n. spp., GILBERT, P. U. S. Nat. Mus. xiii, Pacific coast of N. America,

Chalinura serrula, n. sp., BEAN, *t. c.* p. 37, Alaska.

PLEURONECTIDÆ.

CUNNINGHAM, J. T. A Treatise on the Common Sole (*Solea vulgaris*), considered both as an Organism and as a Commodity. Prepared for the Marine Biological Association of the United Kingdom. Plymouth: 1890, 4to, 147 pp., 18 pls.

Hippoglossus grigorjewi, n. sp., HERZENSTEIN, Mém. biol. xiii, p. 134, Japan.

Hippoglossina bollmanni, n. sp., GILBERT, P. U. S. Nat. Mus. xiii, p. 122, Pacific coast of N. America.

↓ *Lioglossina*, n. g., differing from *Hippoglossina* by the cycloid scales, and from *Xystreureys* by the uniform fine teeth. *L. tetrophthalmus*, n. sp., *id. t. c.* p. 122, Pacific coast of N. America.

Rhombus maximus, Cuv. : on an anomalous specimen ; FILHOL, Bull. Soc. Philom. (8) ii, p. 54, fig. *R. ligusticus*, n. sp. (foss.), POLLINI, Sopra alcuni Pesci fossili terziari, p. 92 (Milan : 1889), Tertiary, Santa Giustina, Liguria.

Arnoglossus lophotes, Gthr., and *A. grohmanni*, Bp. : note on their distinctive characters, with figures ; GÜNTHER, P. Z. S. 1890, p. 40, pl. iii. Remarks on the same species by J. T. CUNNINGHAM, *t. c.* p. 540, fig., who regards *A. lophotes* as the male of *A. laterna*. *A. macrolophus*, n. sp., ALCOCK, J. A. S. B. lviii, p. 280, pl. xviii, fig. 2, Bay of Bengal. *A. polylepis*, n. sp., *id. t. c.* p. 290, pl. xvi, fig. 1, E. coast of Ceylon. *A. brevirictis*, n. sp., *id.* Ann. N. H. (6) vi, p. 433, off Ganjam coast.

Rhomboidichthys azureus, n. sp., ALCOCK, J. A. S. B. lviii, p. 283, pl. xvi, fig. 3, Bay of Bengal. *R. valde-rostratus*, n. sp., *id.* Ann. N. H. (6) vi, p. 435, Ceylon.

Psettylis, n. g., allied to *Rhomboidichthys*? Body subcircular. Jaws and dentition symmetrical ; mouth very small, the length of the maxilla being less than one-fourth that of the head ; teeth minute, in the jaws only. Eyes on the left side, separated by a broad concave space. The dorsal fin commences on the snout ; its rays and those of the anal simple. No scales. Lateral line with a sharp or faint curve above the pectoral. *id. t. c.* p. 436. *P. pellucida* and *ocellata*, n. spp., *id. t. c.* p. 437, figs., Bay of Bengal.

Platophrys teniopterus, n. sp., GILBERT, P. U. S. Nat. Mus. xiii, p. 118, Pacific coast of N. America.

Citharichthys xanthostigma and *fragilis*, n. spp., *id. t. c.* p. 120, Pacific coast of N. America.

Ancylopsetta dendritica, n. sp., GILBERT, P. U. S. Nat. Mus. xiii, p. 121, Pacific coast of N. America.

Brachypleura xanthosticta, n. sp., ALCOCK, J. A. S. B. lviii, p. 281, pl. lvii, fig. 3, Bay of Bengal.

Samaris cristatus, Gray, described and figured by *id. t. c.* p. 291, pl. xvii, fig. 4.

Laops guentheri, n. sp., *id. t. c.* p. 438, Bay of Bengal.

Scianectes macrophthalmus, Alcock : description amended by *id.*, Ann. N. H. (6) vi, p. 216.

Pleuronectes scutifer, Stdr., 1870, = *Platessa bicolorata*, Bazil, 1855 ; HERZENSTEIN, Mém. biol. xiii, p. 133. *P. obscurus*, p. 127, and *japonicus*, p. 130, n. spp., *id. t. c.*, Mantchuria and Japan.

Solea vulgaris and *Pleuronectes cynoglossus* ; remarks on postlarval young specimens ; W. S. GREEN, Nature, xlii, p. 520, & xliii, p. 56 ; J. T. CUNNINGHAM, *t. c.* xliii, p. 104.

Solea lascaris, Risso (= *S. aurantiaca*, Gthr.), and *S. scriba*, Val. (= *S. lascaris*, Gthr., nec Risso) : on their synonymy ; GÜNTHER, P. Z. S. 1890, p. 44. *S. oculus*, n. sp., ALCOCK, J. A. S. B. lviii, p. 285, pl. xviii, fig. 3, Bay of Bengal. *S. cyanea*, n. sp., *id. t. c.* p. 439, Bay of Bengal.

Synaptura altipinnis, n. sp., *id. t. c.* p. 441, off Vizagapatam coast.

Cynoglossus carpenteri, p. 287, pl. xviii, fig. 1, and *intermedius*, p. 288, n. spp., *id. t. c.*, Bay of Bengal. *C. versicolor*, off Orissa coast, and *præcisus*, off Ganjam coast, n. spp., *id. t. c.* p. 442. *C. bathybius*, n. sp., GILBERT, P. U. S. Nat. Mus. xiii, p. 123, Pacific coast of N. America.

Aphoristia gilesii, p. 293, pl. xvii, fig. 2, and *wood-masoni*, p. 294, pl. xvii, fig. 1, n. spp., ALCOCK, J. A. S. B. lviii, Bay of Bengal, 193-490 fath.

↓ *Scianectes*, n. g. Jaws and dentition equal on both sides; dorsal fin commencing before the eye, on the snout; body pyriform and delicate; mouth small, the length of the maxillary being less than one third of the length of the head; teeth minute, in a single series in both jaws; vomerine teeth; eyes on the left side and close together; all the rays of the vertical fins simple, elongated, weak, and filamentous; scales minute, membranous, and deciduous; lateral line with a curve above the pectoral; gill-membranes united at the throat; gill-rakers distant and short. *S. lophoptera*, n. sp., *id. t. c.* p. 284, Bay of Bengal. *S. macrophthalmus*, n. sp., *id. t. c.* p. 292, pl. xvi, fig. 4, S.W. of Akyab, 100 fath.

PHYSOSTOMI,

SILURIDÆ.

✓ EIGENMANN, C. H. & R. S. A Revision of the South American *Nematognathi*, or Cat-Fishes. Occasional Papers of the California Academy of Sciences, i, 508 pp.

The American Siluroids are referred to five families:—*Bunocephalidæ*, *Diplomystidæ*, *Siluridæ*, *Hypophthalmidæ*, *Pygididæ*. This classification was proposed in a paper published previously, viz.:

✓ EIGENMANN, C. H. The Evolution of the Cat-Fishes. *Zoe*, i, pp. 10-15.

Diplomystes is raised to family rank on account of its dentiferous maxillary,

Silurus glanis, L.: on an albino; HILGENDORF, SB. nat. Fr. 1890, p. 17. *S. (Parasilurus) aristotelis* (Ag. MS.), n. sp., GARMAN, Bull. Ess. Inst. xxii, p. 56, Acanthia, Greece.

Macrones, DUM.: synopsis of the Burmese species; VINCIGUERRA, Ann. Mus. Genov. (2) ix, p. 89. *M. rufescens*, p. 226, pl. vii, fig. 2, and *dayi*, p. 230, pl. vii, fig. 3, n. spp., *id. t. c.*, Burma.

Liocassis moeschii, n. sp., BOULENGER, P. Z. S. 1890, p. 39, Sumatra.

Ictalurus dugesi, Bean: note on the poison apparatus; DUGÈS, Nat. Mex. (2) i, p. 405, pl. xxvii.

Olyra, McCl.: synopsis of the (3) species; VINCIGUERRA, Ann. Mus. Genov. (2) ix, p. 68. *O. elongata*, Gthr., figured by *id. t. c.* pl. vii, fig. 1.

Exostoma, Blyth: synopsis of the species; *id. t. c.* p. 260. *E. macrop-*

terum, p. 253, pl. viii, fig. 5, and *fea*, p. 256, pl. viii, fig. 6, n. spp., *id. t. c.*, Upper Burma.

Glyptothorax dorsalis, n. sp., *id. t. c.* p. 246, pl. vii, fig. 4, Upper Burma.

Arges, C. & V.: synopsis of the species, by BOULENGER, P. Z. S. 1890, p. 450. *A. taczanowski*, fig. 1, Peruvian Andes, and *A. whymperi*, fig. 2, Andes of Ecuador, n. spp., *id. t. c.* p. 451, pl. xli.

SCOPELIDÆ.

Scopelus langerhansi, p. 454, *schmetzi*, p. 456, and *pusillus*, p. 457, n. spp., JOHNSON, P. Z. S. 1890, Madeira. *S. pterotus*, p. 217, 98-102 fath., and *pyrsobolus*, p. 218, pl. viii, fig. 3, 690-920 fath., n. spp., ALCOCK, Ann. N. H. (6) vi, off Madras coast.

Scopelogenys, n. g., apparently nearly allied to *Scopelus*, Gthr., and to *Nanobranchium*, Gthr. Head and body compressed. Eye small. Mouth very wide; the maxilla dilated behind. Acute villiform teeth, in bands uncovered by the lips in the jaws, and in the palatines and vomer. Gill-openings very wide; gill-covers complete. Pseudobranchiæ rudimentary. Dorsal fin near the middle of the body, short; an adipose dorsal. Anal fin short. Caudal forked. Pectorals well developed. Ventrals with eight rays. [Scales, if present, very deciduous.] No air-bladder. Pyloric cæca present in moderate number; *id. t. c.* p. 302. *S. tristis*, n. sp., *id. t. c.* p. 303, Arabia Sea, 1000 fath.

Myctophum nonnochir, p. 51, *mexicanum*, p. 51, and *protoculus*, p. 52, n. spp., GILBERT, P. U. S. Nat. Mus. xiii, Pacific coast of N. America.

Synodus lacertinus, n. sp., *id. t. c.* p. 55, Pacific coast of N. America.

CYPRINIDÆ.

K. KNAUTHE, Zool. Gart. xxxi, pp. 56 & 57, remarks on the breeding habits of *Phoxinus levis*, *Leucaspius delineatus*, and *Cobitis barbatula* in Silesia.

√*Protocalostomus*, n. g., for *P. constablei*, n. sp. (foss.) = ? *Notogeneus osculus*, Cope; WHITFIELD, Bull. Am. Mus. Nat. Hist. iii, p. 117, pl. iv, Eocene of Wyoming.

Discognathus imberbis, n. sp., VINCIGUERRA, Ann. Mus. Genov. (2) ix, p. 149, pl. ix, fig. 7, Karennee Hills.

√*Scaphiodonichthys*, n. g., allied to *Capoeta*, C. & V.; *id. t. c.* p. 281. *S. burmanicus*, n. sp., *id. t. c.* p. 285, pl. xi, fig. 11, Burma.

Barbus petenyi, Heek., recorded from Silesia by KNAUTHE, Zool. Anz. xiii, p. 720. *B. hampaloides*, n. sp., VINCIGUERRA, Ann. Mus. Genov. (2) ix, p. 298, pl. ix, fig. 8, Tenasserim.

Matsya argentea, Day, = *Barbus altus*, Gthr.; VINCIGUERRA, Ann. Mus. Genov. (2) ix, p. 289.

Alburnus charusini, n. sp., Herzenstein, Mém. biol. xiii, p. 136, fig., Malyi-Usen river, Central Asia.

√ *Metallites*, n. subg., for *Leuciscus rutilus*, L. ; ERWIN SCHULZE, J. Ber. Ver. Magdeburg, 1889, p. 194.

Leucaspis delineatus, Sieb., recorded from Linz on the Rhine, by MELSHEIMER, Verh. Ver. Rheinl. (5) vii, p. 83.

Osteobrama feei, n. sp., VINCIGUERRA, Ann. Mus. Genov. (2) ix, p. 311, pl. x, fig. 10, Upper Burma.

Barilius barnoides, n. sp., *id. t. c.* p. 307, pl. ix, fig. 9, Upper Burma.

Nemachilus kuschakewitschi, n. sp., HERZENSTEIN, Mém. biol. xiii, p. 139, Marzellan and Andidshan, Central Asia.

Homalopteridæ. The *Homaloptera* are regarded by VINCIGUERRA, Ann. Mus. Genov. (2) ix, p. 192, as deserving to rank as a family.

√ *Helgia*, n. g., for *Homaloptera bilineata*, Blyth, and *H. modesta*, n. sp., *id. t. c.* p. 330, Tenasserim ; both are figured, pl. xi, figs. 12 & 13.

W. DAMES, JB. Min. 1890, ii, p. 143, regards the teeth described as Mammalian by Marsh, under the name of *Platacodon*, as Cyprinoid pharyngeal teeth.

CHARACINIDÆ.

Anostomus, Gron. : synopsis of the species by GARMAN, Bull. Ess. Inst. xxii, pp. 15-23. *A. proximus*, p. 19, *varius*, p. 19, *nitens*, p. 20, *dissimilis*, p. 22, Brazil, and *plata*, p. 23, La Plata, n. spp., *id. t. c.*

Gasteropelecus pectorosus and *fasciatus*, n. spp., *id. t. c.* p. 9, Brazil.

√ *Henochilus*, n. g., near *Tetragonopterus* and *Scissor*. *H. wheatlandi*, n. sp., *id. t. c.* p. 49, pl. i, Brazil.

Chalcinus, C. & V. : on the specimens in the Museum of Comparative Zoology at Cambridge, Mass., *id. t. c.* pp. 1-7. *C. guentheri*, p. 4, San Francisco river, and *pictus*, p. 5, Jutahy, Brazil, n. spp., *id. t. c.*

Cynopotamus, C. & V. : notes on the various species ; *id. t. c.* pp. 11-14. *C. biserialis*, n. sp., *id. t. c.* p. 14, Brazil.

CYPRINODONTIDÆ.

Cyprinodon danfordii, n. sp., BOULENGER, Ann. N. H. (6) vi, p. 169, Asia Minor.

Haplochilus hartii, n. sp., *id. t. c.* p. 170, Trinidad.

SCOMBRESOCIDÆ.

Exocoetus xenopterus, n. sp., GILBERT, P. U. S. Nat. Mus. xiii, p. 58, Pacific coast of N. America.

SAURODONTIDÆ.

Protosphyrcna, Leidy (foss.) : remarks on this genus, and description and figure of a skull of *P. nitida*, Cope ; J. FELIX, Z. geol. Ges. xlii, p. 278, pls. xii-xiv.

MORMYRIDÆ.

Mormyrus mento, n. sp., BOULENGER, Ann. N. H. (6) vi, p. 193, Gaboon.

STERNOPTYCHIDÆ.

Chauliodus macouni, n. sp., BEAN, P. U. S. Nat. Mus. xiii, p. 44, Alaska.
Gonostoma maderense, n. sp., JOHNSON, P. Z. S. 1890, p. 458, Madeira.

STOMIATIDÆ.

Idiacanthus antrostomus, n. sp., GILBERT, P. U. S. Nat. Mus. xiii, p. 54, Pacific coast of N. America.

√ *Thaumastomias*, n. g., allied to *Malacosteus*, Ayres. Body elongate, compressed, scaleless, with the vent not far distant from the caudal fin. Head compressed, with the cranium small, the snout short, and the cleft of the mouth exceedingly wide. A long elastic muscular band passing from the hyoid bone to the inner aspect of the mandibular symphysis. Teeth acute, unequal, in single series in premaxillæ, maxillæ, mandibles, and palatines; none on the tongue. Eye moderate. Gill-covers rudimentary. One dorsal fin opposite to the anal, situated in the posterior fourth of the body, near the caudal. No pectoral fins. Ventral fins situated in the anterior half of the body. Gill-openings very wide. No air-bladder. *T. atrox*, n. sp., ALCOCK, Ann. N. H. (6) vi, p. 220, pl. viii, fig. 7, off Madras coast, 1310 fath.

SALMONIDÆ.

J. KUNSTLER, C.R. cxi, p. 695, has remarks on the Salmon of Norway.

Salmo quinnat, Rich. : on specimens obtained on the South coast of France; MARION & GUITEL, *op. cit.* cx, p. 1311. *S. macrostigma*, A. Dum. : Note on the occurrence of the trout in Algeria, with figure of the fish; A. BERTHOULE, Bull. Soc. Acclim. xxxvii, p. 1182. *S. carpio*, L. : note by E. DE BETTA, Atti Ist. Venet. (7) i, p. 803. *S. mykiss macdonaldi*, n. subsp., JORDAN & EVERMANN, P. U. S. Nat. Mus. xii, p. 453, Twin Lakes, Colorado.

√ *Epitomynis*, n. n. for *Hucho* and *Salvelinus*, Gthr.; ERWIN SCHULZE, J. Ber. Ver. Magdeburg, 1889, p. 174.

Coregonus, Art. : FATIO, Faun. Vert. Suisse, v, deals very fully with the forms inhabiting Switzerland, and proposes the following new names for species or subspecies not clearly recognized before, or as substitutes for names which are regarded as unsuitable: *cæruleus*, p. 115, *dolosus*, p. 123, *confusus*, p. 132, *alpinus*, p. 140, *nobilis*, p. 146, *compactus*, p. 150, *annectus*, p. 155, *balleoides*, p. 158, *nüsslini*, p. 169, *albellus*, p. 179, *feritus*, p. 185, *bondella*, p. 188, *asperis*, p. 199, *murenoides*, p. 203, *dispar*, p. 215, *schinzi*, p. 219, *helveticus*, p. 222, and *duplex*, p. 252. *C. exiguus bondella* figured; *id. l. c.* pl. i.

Argentina sialis, n. sp., GILBERT, P. U. S. Nat. Mus. xiii, p. 56, Pacific coast of N. America.

✓ *Leuroglossus*, n. g., allied to *Argentina*, for *L. stilbius*, n. sp., *id. t. c.* p. 57, Pacific coast of N. America.

Bathylagus pacificus, n. sp., *id. t. c.* p. 55, Pacific coast of N. America.

CLUPEIDÆ.

HOLT, E. W. L. Some Stages in the Development of the Brain of *Clupea harengus*. Abstract. P. R. Soc. xlvii, pp. 199-202.

G. POUCHET, J. de l'Anat. Phys. xxvi, pp. 620-629, publishes a report of observations relating to the biology of the Sardine on the French coast in 1889.

Clupea pilchardus, Walb.: note on specimens with the number of scales abnormally increased; BATESON, P. Z. S. 1890, p. 586.

Etrumeus acuminatus, n. sp., GILBERT, P. U. S. Nat. Mus. xiii, p. 56, Pacific coast of N. America.

Engraulis enchrasicolus, L.: on its occurrence in Scottish Waters; J. C. EWART, P. Phys. Soc. Edinb. 1889-90, p. 333.

ALEPOCEPHALIDÆ.

Bathytroctes stomias, n. sp., GILBERT, P. U. S. Nat. Mus. xiii, p. 53, Pacific coast of N. America. *B. squamosus*, n. sp., ALCOCK, Ann. N. H. (6) vi, p. 303, Arabian Sea, 740 fath.

✓ *Narctes*, n. g., closely allied to *Bathytroctes*, Gthr. Head naked. Body rather elongate, compressed, covered with scales of moderate size. Eye rather small. Mouth wide; maxilla extending beyond the vertical through the middle of the orbit. Fine teeth in premaxillæ, maxillæ, mandible, palatines, and vomer, those in the premaxillæ and mandible pluriserial; no teeth on the tongue. Gill-openings wide; gill-covers complete; seven branchiostegals; four gills, with narrow laminæ; gill-rakers long. Pseudobranchiæ present. No adipose dorsal fin. Caudal forked. Pyloric cæca in moderate numbers. Ovaries with an oviduct. *N. erimelas*, n. sp., *id. t. c.* p. 305, Arabian Sea, 740 fath.

Aulastomatomorpha, n. g. Head naked. Body elongate, covered with minute hardly imbricate scales. Anterior bones of the head produced into a long tube terminating in a narrow mouth. Margin of the upper jaw formed equally by the premaxillæ and maxillæ. Uniserial teeth, in the jaws only. Eye large. Gill-cover apparently complete. Gill-opening wide below, contracted above, and not surpassing the level of the pectoral fin; four gills with narrow laminæ. Pseudobranchiæ almost rudimentary. Dorsal fin belonging to the caudal portion of the body; no adipose dorsal. Anal fin very long. Caudal forked. Pyloric cæca few, small. No air-bladder. *A. phospherops*, n. sp., *id. t. c.* p. 307, Arabian Sea, 1000 fath.

Bathyonus glutinosis, n. sp., *id. t. c.*, p. 211, off Madras coast, 1310 fath.

✓ *Tauredophidium*, n. g., allied to *Acanthonus*, Gthr. Head large and

thick, armed on the opercles with strong spines; body compressed. Snout broad, not overhanging the large mouth. Eyes, none. No barbel. Villiform teeth in the jaws, vomer, and palate. Gill-membranes rather broadly united; four gills; eight branchiostegals; no pseudobranchia. Small deciduous scales on body and head; lateral lines indistinguishable. Vertical fins confluent; pectorals entire; ventrals widely separated, each consisting of two filaments. *Id. t. c.* p. 212. *T. hextii*, n. sp., *id. t. c.* p. 213, pl. viii, fig. 1, off Madras coast, 1310 fath.

HALOSAURIDÆ.

T. GILL, Am. Nat. xxiii, p. 1015 (1890), proposes to raise this family to the rank of an order, under the name of *Lyopomi*.

Halosaurus hoskynii, n. sp., ALCOCK, Ann. N. H. (6) vi, p. 309, Arabian Sea, 1000 fath.

MURÆNIDÆ.

GILL, T. The Osteological Characters of the Family *Anguillidæ*. P. U. S. Nat. Mus. xiii, pp. 157-160.

— The Osteological Characters of the Family *Synphobranchidæ*. *T. c.* pp. 161-164.

— The Osteological Characters of the Family *Murænidæ*. *T. c.* pp. 165-170.

— Osteological Characteristics of the Family *Murænesocidæ*. *T. c.* pp. 231-234.

— The Osteological Characteristics of the Family *Simenchelyidæ*. *T. c.* pp. 239-242.

Neoconger vermiformis, n. sp., GILBERT, P. U. S. Nat. Mus. xiii, p. 57, Pacific coast of N. America.

Ophichthys nothochir, n. sp., *id. t. c.* p. 58, Pacific coast of N. America.

Labichthys gilli, n. sp., BEAN, *t. c.* p. 45, Alaska.

∨ *Bathymyrus*, n. g. Branchial openings in the pharynx wide slits; tail longer than the trunk; heart situated immediately behind the gills; muscular and osseous systems well-developed; gill-openings separated by an interspace; nostrils labial; tongue not entirely free; end of tail surrounded by the fin, pectorals well-developed; dorsal fin commencing immediately behind the gill-opening; teeth in the jaws uniserial; intermaxillary forming the end of the snout. *B. echinorhynchus*, n. sp., ALCOCK, J. A. S. B. lviii, p. 305, pl. xxii, fig. 6, Bay of Bengal.

∨ *Promyllantor*, n. g., allied to *Congromuræna*. Body stout, with the muscular and osseous systems well developed. Tail about as long as the trunk. Muciferous cavities of the head well developed. Eye rather small. Cleft of the mouth narrow, not extending behind the middle of the eye. Villiform teeth, in broad bands in the jaws and in a broad confluent patch on the palate. Tongue free. Nostrils lateral. Gill-openings

widely separate; four gills with wide clefts. No scales. Pectoral and vertical fins well developed, the latter confluent. The dorsal begins some distance behind the occiput. *P. purpureus*, n. sp., *id.* Ann. N. H. (6) vi, p. 310, Arabian Sea, 1000 fath.

A. VOELTZKOW, Zool. Anz. xiii, p. 314, remarks on a gravid female *Murana* from Zanzibar.

LOPHOBRANCHII.

Syngnathus altirostris, n. sp., DOUGLAS-OGILBY, Rec. Austral. Mus. i, p. 55, Moreton Bay and Clarence River.

Ichthyocampus tryoni, n. sp., *id. t. c.* p. 56, Moreton Bay.

PLECTOGNATHI.

Balistes vetula, L.: on a specimen taken at Wood's Holl, Massachusetts; GARMAN, Bull. Ess. Inst. xxii, p. 53.

Melichthys bispinosus, n. sp., GILBERT, P. U. S. Nat. Mus. xiii, p. 125, Pacific coast of N. America.

Tetradon aurantius, n. sp., DOUGLAS-OGILBY, Rec. Austral. Mus. i, pp. 81 & 101, N. S. Wales.

Orthogoriscus mola, L.: on a young specimen from the coast of Florida; PERUGIA, Ann. Mus. Genov. (2) vii, p. 365, fig.: on a large specimen from the Dutch coast; v. LIDTH DE JEUDE, Notes Leyd. Mus. xii, p. 189, pl. viii.

CYCLOSTOMATA.

GASKELL, W. H. On the Origin of Vertebrates from a Crustacean-like Ancestor. Q. J. Micr. Sci. xxxi, pp. 379-444, pls. xxv-xxviii.

Chapter I. The evidence given by the Central Nervous System and Pineal Eyes of the *Ammocetes* of *Petromyzon planeri*.

RETZIUS, G. Biologische Untersuchungen. Neue Folge. i. Stockholm: 1890, fol.

4. Ein s. g. Caudalherz bei *Myxine glutinosa*; pp. 94-96, pl. xviii, fig. 1.
5. Ueber die Ganglienzellen der Cerebrospinalganglien und über subcutane Ganglienzellen bei *Myxine glutinosa*; pp. 97-99, pl. xviii, figs. 2-14.

NESTLER, K. Beiträge zur Anatomie und Entwicklungsgeschichte von *Petromyzon planeri*. Arch. f. Nat. lvi, 1, pp. 81-112, pls. vi & vii.

Preliminary communication in Zool. Anz. xiii, pp. 11 & 12.

SPENCER, W. B. The Pineal Eye of *Mordacia mordax*. P. R. Soc. Vict (2) ii, pp. 102-105, fig.

KLINCKOWSTRÖM, A. Beiträge zur Kenntniss des Verlaufes der Darm- und Lebervenen bei *Myxine glutinosa*. Biol. Fören. ii, pp. 62-67.

- KAENSCHKE, C. C. Beiträge zur Kenntniss der Metamorphose des *Ammocetes branchialis* in *Petromyzon*. Zool. Beitr. ii, pp. 219-250, pls. xviii-xxi.
- GOETTE, F. Abhandlungen zur Entwicklungsgeschichte der Tiere. v. Entwicklungsgeschichte des Flussneunauges (*Petromyzon fluviatilis*). Erster Theil. Hamburg & Leipzig: 1890, 4to, 95 pp., 9 pls.
- KUPFFER, C. Die Entwicklung von *Petromyzon planeri*. Arch. mikr. Anat. xxxv, pp. 469-558, pls. xxvii-xxxii.
- RETZIUS, G. Ueber Zelltheilung bei *Myxine glutinosa*. Biol. Fören. ii, pp. 80-91, pl. iii.
- Petromyzon japonicus*, Mart.: notes by HILGENDORF, SB. nat. Fr. 1890, p. 12.

LEPTOCARDII.

- AYERS, H. Contribution to the Morphology of the Vertebrate Head. Zool. Anz. xiii, pp. 504-506.
Deals chiefly with *Amphioxus*.
- SPENGLER, J. W. Beitrag zur Kenntniss der Kiemen des *Amphioxus*. Zool. Jahrb. Anat. iv, pp. 257-296, pls. xvii & xviii.
- WEISS, F. E. Excretory Tubules in *Amphioxus lanceolatus*. Q. J. Micr. Sci. xxxi, pp. 489-497, pls. xxxiv & xxxv.
- KOHL, C. Einige Bemerkungen über Sinnesorgane des *Amphioxus lanceolatus*. Zool. Anz. xiii, pp. 182-185.
- LANKESTER, E. R., & WILLEY, A. The Development of the Atrial Chamber of *Amphioxus*. Q. J. Micr. Sci. xxxi, pp. 445-466, pls. xxix-xxxii.
- WILLEY, A. On the Development of the Atrial Chamber of *Amphioxus*. P. R. Soc. xlvi, pp. 80-89.

TUNICATA.

BY

PROFESSOR W. A. HERDMAN, D.Sc.

LIST OF PUBLICATIONS.

1. BROOKS, W. K. On the relationship between *Salpa* and *Pyrosoma*. Johns Hopk. Univ. Circ. v, 9, No. 80, p. 53.
2. CARUS, J. V. Prodrromus Faunæ Mediterraneæ, &c. Stuttgart: Vol. ii, pt. ii, pp. 463-496.
3. CHÜN, C. Die Pelagische Thierwelt in grössen Tiefen. Verh. d. Gesell. Deut. Naturf. &c. Bremen: 1890.
4. DAVIDOFF, M. v. Untersuchungen zur Entwicklungsgeschichte der *Distaplia magnilarva*, Della Valle, einer zusammengesetzten Ascidie. II. Abschnitt, Allgemeine Entwicklungsgeschichte der Keimblätter. MT. z. Stat. Neap. ix, Ht. 4, pp. 533-651, pls. xviii-xxiv.
5. HAECKEL, E. Plankton-Studien, vergleichende Untersuchungen über die Bedeutung und Zusammensetzung der Pelagischen Fauna und Flora. Jena: 1890, pp. 53-55, &c.
6. HENSEN, V. Einige Ergebnisse der Plankton-expedition der Humboldt-Stiftung. SB. Ak. Berlin, 13 Mar. 1890, pp. 243-253.
7. HERDMAN, W. A. On the genus *Ecteinascidia* and its relations; with descriptions of two new species, and a Classification of the family *Clavelinida*. Tr. Biol. Soc. Liverp. v, pp. 144-163, pls. vi & vii.
8. LAHILLE, FERNAND. Recherches sur les Tuniciers des Côtes de France. Toulouse: 1890, pp. 1-330.
9. LO BIANCO, S. Metodi usati nella Stazione Zoologica per la conservazione degli animali marini. MT. z. Stat. Neap. ix, Ht. 3, pp. 470-473.
10. MORGAN, T. H. The Origin of the Test-cells of Ascidians. J. Morph. iv, No. 2, pp. 195-204, pl. viii.

11. SALENSKY, W. Zur Entwicklungsgeschichte der *Pyrosoma*. Biol. Centralbl. x, No. 8, June 1, 1890, pp. 225-233.
12. ——. Beiträge zur Embryonalentwicklung der Pyrosomen. Zool. Jahrb. iv (Abth. f. Anat. and Ontog.), Hft. 3, pp. 424-477, pls. xxvi-xxviii.
13. SLUITER, C. PH. Die Evertebraten aus der Sammlung des Königlichen naturwissenschaftlichen Vereins in Niederländisch Indien in Batavia. Nat. Tijdschr. Nederl. Ind. 1, 1890, pp. 329-348, 2 pls.
14. SWAINSON, G. Appendicularia with its "Haus." Internat. J. Micr. & Nat. Sci. iv, pp. 10-19.
15. WAGNER, N. C. Über das Nervensystem der Tunicaten. Biol. Centralbl. x, pp. 425 & 426.

ANATOMY.

In his work on the French *Tunicata* (8), LAHILLE gives a description of the anatomy and histology of *Pegea (Salpa) confederata*, of *Pyrosoma*, and of some of the Compound Ascidians. He gives a good account of the structure of the rudimentary gill of *Salpa*, and compares it with the branchial sac of Ascidians, showing that it is formed of a single oblique row of partially-developed stigmata. He introduces convenient formulæ for giving in brief the branchial characters of the species of *Doliolum*. He regards the circular muscle-bands of *Salpa* and *Doliolum* as being homologous with the sphincter muscles of a Compound Ascidian, such as *Aplidium*. He finds that in the *Didemnidæ* the two primitive lateral atrial involutions do not meet dorsally, but remain closed at their inner ends, and are replaced functionally by a median dorsal cloacal invagination.

SLUITER (13) and HERDMAN (7) describe the details of structure of some new species of Simple Ascidians.

EMBRYOLOGY.

DAVIDOFF, in this second part (4) of his elaborate memoir on the development of *Distaplia magnilarva*, gives a very detailed account of the segmentation and gastrulation, the origin and development of the mesoderm, the formation of the endoderm, and of the notochord, and the development of the nervous system in the embryo of this typical Compound Ascidian.

LAHILLE (8) gives good figures of the tailed larvæ of many of the genera of Compound Ascidians.

MORGAN (10) now gives a fuller account of his investigations on the origin of the test-cells of the Ascidian embryo (see last year's Record, *Tun.* 3). In his results he agrees fully with Van Beneden and Julin, and is diametrically opposed to Davidoff. He derives the test-cells entirely

from follicular cells. He worked with various forms of Simple Ascidiæ, especially species of *Cynthia* and *Clavelina*.

There are two periods in the development of *Pyrosoma*—(1) the conversion of the fertilized ovum into the cyathozoid; (2) the formation of the first four Ascidiæzoids by budding. SALENSKY (11, 12) tries to clear up especially two points not dealt with by Huxley and Kowalevsky: 1. The part played in the development of the cyathozoid by the inner follicle cells, which are now called "kalymocytes." 2. The origin and changes of the mesoderm.

The kalymocytes are the "test cells" of ordinary Ascidiæ. They are follicle cells which have separated from the follicle wall and have wandered to the surface of the yolk. They are pyriform to begin with, but those that migrate into the yolk become amœboid. After passing through the yolk, some of them help to form the wall of the mesenteron. During the mesoblastic segmentation some of the kalymocytes aggregate themselves round the upper (protoplasmic) pole of the embryo, and get between, and even into, the blastomeres. They are easily distinguished from the blastomeres by their size and pyriform shape, and their vacuolated protoplasm for some time; but in the end these two sets of cells become exactly alike, and take an equal part in the formation of the cyathozoid. Therefore we have in *Pyrosoma* non-fertilised elements, the kalymocytes, uniting with the blastomeres, the derivatives of the fertilized ovum, and becoming formative elements.

In *Salpa*, SALENSKY has shown that the kalymocytes play the most important part in development, while the blastomeres are of secondary importance. Investigations into the development of Compound Ascidiæ show that it is in that group that the beginning of that remarkable new function of the kalymocytes is to be found. The kalymocytes of the Compound Ascidiæ take as yet no actual part in the formation of the embryo, but otherwise they behave towards the blastomeres in the same way that the kalymocytes of *Pyrosoma* do. They penetrate between the blastomeres, and remain there for some time, though taking no part in the development of the embryo.

In regard to the germ-layers and mesoderm, the blastomeres first differentiate into an epiblast layer (which afterwards gives rise to the atrial tubes and the nervous system), and a lower meso-endodermal mass which afterwards splits into a many-layered mesoderm and a one-layered endoderm. The cœlomic spaces appear as several lacuna-like cavities, which eventually convert the mesoderm into two cœlomic sacs, lying one at each side of the longitudinal axis of the germinal disc. These sacs open into the enteric cavity between the germinal disc and the upper surface of the yolk. The relations between these cavities are the same as those described by Van Beneden and Julin. There is a median longitudinal ridge projecting into the upper wall of the enteric cavity and traversed by a canal, which is probably the representative of the notochord. This is a transitory structure and only lasts a short time. The cœlomic sacs of *Pyrosoma* have at first many layered walls, while in

Ascidians they are one-layered and epithelium-like; but in *Pyrosoma* they become one-layered later on. The left coelomic sac increases greatly in size and forms a large cavity, while the right sac loses its cavity and forms a solid mass of cells which are afterwards dispersed through the body of the cyathozoid. The large left coelomic sac subdivides into two parts, a proximal axial part under the endostyle, which gives rise to muscles, elæoblast, reproductive organs, &c., and a distal portion which becomes the pericardial tube and the heart. The chief conclusions are :—

1. The ovum of *Pyrosoma* is meroblastic.
2. The embryo (cyathozoid) is formed from both fertilized (blastomeres) and unfertilized (kalmocytes) elements.
3. The blastomeres first divide into ectoderm and meso-endoderm, then the latter divides into multilaminar mesoderm and unilaminar endoderm.
4. The mesoderm first appears in form of two typical coelomic sacs, of which one alone undergoes further development.
5. The ectoderm forms the nerve ganglion, as a thickening, and two pericardial cavities, as invaginations, which grow forwards and backwards, and later unite with the independent cloacal aperture.

PHYSIOLOGY, METHODS, &c.

SLUITER (13) describes seven out of the thirty-six species of Simple Ascidians he finds in the Java seas as living free in mud and able to move about.

In his paper (7) on the methods used at the Naples Zoological Station for the preservation of marine animals, LO BIANCO devotes three pages to the *Tunicata*, and gives an account of the reagents and mode of treatment found to give the best results with the various genera.

LAHILLE (8) specially recommends for Compound Ascidians paralyzing them when fully expanded in sea-water with chlorohydrate of cocaine, fixing with glacial acetic acid, and then preserving in various strengths of alcohol. He has some interesting observations and experiments on the alternation in the contraction of the heart and course of the circulation in living *Tunicata*.

GEOGRAPHICAL DISTRIBUTION.

SLUITER (13) describes thirty-six species of Simple Ascidians from the neighbourhood of Java. They belong to eight genera, and ten of the species are new to science.

HERDMAN (7) discusses the distribution of the species of *Ecteinascidia*.

LAHILLE (8) gives information in regard to the geographical distribution of the French *Tunicata*, and especially the Ascidian fauna of Banyuls-sur-Mer, where, besides many Simple and Compound Ascidians, the following pelagic forms are found :—*Cyclosalpa pinnata*, *Salpa*

maxima, *Pegea confederata*, *Thalia democratica*, *Pyrosoma elegans*, *Doliolum mulleri*, and *D. ehrenbergi*.

HÆCKEL (5) discusses briefly the pelagic *Tunicata* which enter into the formation of "Plankton."

SYSTEMATIC.

LAHILLE (8) elaborates in detail, with full descriptions of most of the groups, the system of classification which he had announced in previous papers (see this Record for 1887, *Tun.* 3). His scheme is as follows:—

Classes.	Orders.	Suborders.	Families.
ATREMATA	- <i>Archipeusta</i>	- { <i>Kowalevskiadae</i> -	<i>Kowalevskidae</i> .
		- { <i>Appendiculariadae</i>	<i>Appendicularidae</i> .
HEMITREMATA	<i>Syringobranchiata</i>	- - - - -	{ <i>Salpidae</i> .
			{ <i>Octacnemidae</i> .
			{ <i>Doliolidae</i> .
			{ <i>Pyrosomidae</i> .
			{ <i>Didemnidae</i> .
			{ <i>Distomidae</i> .
			{ <i>Polycliniadae</i> - -
			{ <i>Aplidae</i> .
			{ <i>Cionidae</i> .
			{ <i>Ascididae</i> .
			{ <i>Corellidae</i> .
			{ <i>Corynascididae</i> .
			{ <i>Botryllidae</i> .
			{ <i>Styeliidae</i> .
			{ <i>Cynthiidae</i> .
			{ <i>Eugyridae</i> .
			{ <i>Molgulidae</i> .

He discusses the classificatory position of most of the French *Tunicata*, and the anatomical and specific characters of some of the groups, especially of the Compound Ascidiaceans. He does not deal in detail with the *Appendiculariadae*, the *Cynthiidae*, and the *Molgulidae*, and some of the smaller groups.

ASCIDIACEA.

ASCIDIÆ SIMPLICES.

Fam. CYNTHIIDÆ.

Cynthia jacatrensis, n. sp., SLUITER, (13) p. 331.

Styela perforata, n. sp., *id.* t. c. p. 334.

Styela traustedti, n. sp., *id.* t. c. p. 336.

Styela psoloessa, n. sp., *id. t. c.* p. 337.

Styela aurita, n. sp., *id. t. c.* p. 338.

Styela argentata, n. sp., *id. t. c.* p. 340.

Styela olitoria, n. sp., *id. t. c.* p. 341.

Fam. ASCIDIIDÆ.

Ascidia decemplex, n. sp., SLUITER, (13) p. 343.

Ascidia translucida, n. sp., *id. t. c.* p. 344. [This name is preoccupied, and must be changed.]

Ascidia archaia, n. sp., *id. t. c.* p. 346.

Fam. CLAVELINIDÆ.

A dichotomizing table, showing the diagnostic characters of the genera and species of this family, is given by HERDMAN (7).

✓ *Rhopalopsis*, n. g., HERDMAN (7), p. 148, formed for the reception of the two 'Challenger' species formerly known as *Ecteinascidia crassa* and *E. fusca*.

Perophora banyulensis, n. sp., LAHILLE, (8) p. 283.

Perophoropsis herdmani, n. sp., *id. t. c.* p. 286.

Clavelina nuna, n. sp., *id. t. c.* p. 185.

Ecteinascidia thurstoni, n. sp., HERDMAN, (7) p. 151.

Ecteinascidia moorei, n. sp., *id. t. c.* p. 155.

Rhopalona cerberiana, n. sp., LAHILLE, (8) p. 266.

ASCIDIÆ COMPOSITÆ.

LAHILLE does good service in unravelling the synonymy of some of the French Compound Ascidiæ, such as the species of *Leptoclinum*.

Fam. DIDEMNIDÆ.

Didemnum fallax, n. sp., LAHILLE, (8) p. 80.

Didemnum graphicum, n. sp., *id. t. c.* p. 82.

Fam. POLYCLINIDÆ.

Glossophorum humile, n. sp., LAHILLE, (8) p. 204.

Aplidium griseum, n. sp., *id. t. c.* p. 215.

Aplidium cæruleum, n. sp., *id. t. c.* p. 215.

✓ *Morchelliopsis*, n. subg. of *Circinalium*; *id. t. c.* p. 237.

✓ *Morchelliopsis pleyberianus*, n. sp., *id. t. c.* p. 237. [According to synonymy given, should be *M. punctum*, Giard.]

LARVACEA.

✓ *Oikomicron mikrateton*, n. g. & sp., SWAINSON, (14) p. 18.

MOLLUSCA.

BY

P. CHALMERS MITCHELL, B.A., F.Z.S.

-
- I.—INTRODUCTION, p. 1.
 II.—LIST OF PUBLICATIONS, p. 2.
 III.—REFERENCES ; SYSTEMATIC CLASSIFICATION, p. 25.
 IV.—REFERENCES ; SUBJECT-MATTER CLASSIFICATION, p. 64.
-

I.—INTRODUCTION.

This year again most of the work is systematic. 14 new living genera and 24 new fossil genera have been recorded, and 433 new species and 431 new fossil species. In the systematic index the extinct species are distinguished by a dagger prefixed.

Among the more important papers may be mentioned the following :—
 BERNARD has an elaborate study of the pallear sense-organs, and PERRIER a monograph on the kidney of Prosobranchiata. WHITELEGGE writes on the oyster disease in New South Wales. KOWALEVSKY & MARION have published a most valuable monograph on the *Aplacophora*. JACKSON has an interesting theory of pelecypod phylogeny, and GIARD of the relations between Annelida, Mollusca, and other Invertebrata. In GULICK'S paper on divergent evolution, and HYATT'S on the genesis of the *Arietida*, is much bearing on general morphological theory.

Cephalopoda : *Todaropsis*, new genus ; *Huddlestonia*, new fossil genus.

Gasteropoda Pulmonata : *Atoxon*, *Buettneria*, *Phaneropus*, *Trichotoxon*, *Leonardia*, new genera ; *Aceroria*, new fossil genus.

Gasteropoda Opisthobranchiata : *Phialodoris*, new genus.

Gasteropoda Nucleobranchiata : *Eoatlanta*, now fossil genus.

Gasteropoda Prosobranchiata : *Nassopsis*, *Pseudogibbula*, *Blaesospira*, *Xenopoma*, *Sabinella*, *Clydonochilus*, new genera ; *Amblyacrum*, *Latirofusus*, *Streptochetus*, *Suessonia*, *Trachelochetus*, *Morionassa*, *Fulguroficus*, *Ischnodactylus*, *Alocaxis*, *Orthochetus*, *Tryponaxis*, *Pseudonerinea*, *Aizyella*, new fossil genera.

Aplacophora : *Lepidomenia*, new genus.

Lamellibranchiata : *Ischyriodonta*, *Whitella*, *Mokattamia*, *Anodontopleura*, *Cryptocaulia*, *Petalodontia*, *Stenopleura*, *Simacia*, new fossil genera.

II.—LIST OF PUBLICATIONS.*

- ADAMS, L. E. (1) Deep Limpet "Scars." *Naturalist*, 1890, p. 335.
 —. (2) Derbyshire from a Conchological point of view. *J. of Conch.* vi, pp. 243-249.
 —. (3) *Helix lamellata* at Stafford. *T. c.* p. 254.
 —. (4) *Zonites glaber*, var. *viridula* at Penistone. *T. c.* p. 265.
 —. (5) A few Notes on the Eastern Counties. *T. c.* p. 277.
- AMBRONN, H. Cellulose-Reaction bei Arthropoden und Mollusken. *MT. z. Stat. Neap.* ix, pp. 475-478.
 Cellulose found in *Sepia*, *Loligo*, the radula of *Helix*, &c.
- ANON. Les Mollusques de la Province de Quebec. *Nat. Canad.* xix, pp. 184-189 & 203-205.
- AUCLAIR, M. Coquilles terrestres et fluviatiles de l'Allier. *Rev. Sci. Bourb.* 1890, pp. 9-19, 157-163, 181-190, 232-242, & 256-263, pl. i, and an alphabetical table, pp. 263 & 264. Supplement, pp. 277-280.
- BAKER, F. C. On the Modifications of the Apex in *Murex*. *P. Ac. Philad.* 1890, pp. 66-69, with woodcuts.
- BALLÉ, E. (1) Note sur une Coquille (*Helix nemoralis*, L.) à péristome anomal. *Bull. Soc. Rouen*, 1890, i, pp. 17 & 18.
 —. (2) Sur une Coquille scalaroïde de l'*Helix nemoralis*. *T. c.* p. 33.
- BARROIS, T. Le Stylet Cristallin des Lamellibranches. *Rev. Biol.* ii, pp. 209-229, 299-311, & 351-356, pls. iii-v.
- BASTIDE, E. F. H. Formes Nouvelles d'Ammonites, de Bélemnites, et de *Crioceras*. *C.R. Ass. Fr. Sci.* 1889, ii, pp. 462-466, pls. xi & xii, 4 woodcuts.
- BEECHER, C. E. On the Lingual Dentition and Systematic Position of *Pyrgula*. *J. N. Y. Micr. Soc.* vi, pp. 1-4, pl. xxi.
- BEISHAUSEN, L. Ueber einige Lamellibranchiaten des rheinischen Unterdevons. *JB. k. preuss. geol. Landesanst.* 1889, pp. 212-236, pls. iv & v.

* An asterisk prefixed to a quotation indicates that the Recorder has not seen the Journal or Work referred to.

BELLARDI, L. Molluschi dei Terreni Terziarii del Piemonte e della Liguria. Mem. Acc. Tor. xl, pp. 295-361, 2 pls.

Part vi, *Volutida*, *Marginellida*, *Columbellida*, by SACCO.

BERGH, R. (1) Die Nudibranchien des Sunda-Meeress. Reisen in Archipel der Philippinen von Dr. C. Semper. Th. II. Wissenschaftliche Resultate. Bd. II. Malacologische Untersuchungen von R. Bergh. Pp. 873-991, & lxxxv-lxxxix.

Phialodoris, n. g. of *Doridida*, and many new species.

— (2) Report on the results of Dredging, under the supervision of A. Agassiz, in the Gulf of Mexico (1887 & 1888), and in the Caribbean Sea (1879 & 1880) by the U.S. Survey Steamer 'Blake,' Lieut.-Commander C. D. Sigsbee, U.S.N., and Commander J. R. Bartlett, U.S.N., commanding. Bull. Mus. C. Z. xix, pp. 155-181, pls. i-iii.

With several new species.

BERNARD, F. (1) Recherches sur les Organes Palpeaux des Gasteropodes Prosobranches. Ann. Sci. Nat. ix, pp. 89-396, pls. v-xv.

Organ of Spengel, pp. 139-263. In the *Bullida*, *Aplysiida*, and the *Diotocardia* there is a branchial ganglion innervating the gill and a portion of the mantle more and more feeble as one rises in the scale of the *Prosobranchiata*. In all the types save the *Fissurellida* it sends fibres to the epithelium. In the *Neritida*, *Tecturida*, and *Valvatida* there is no longer a branchial ganglion well differentiated, and in the *Monotocardida* there is no trace of it. Structure of the gill, pp. 265-296; mucous glands, pp. 296-340; general conclusions, pp. 340-396.

— (2) Recherches sur *Valvata piscinalis*. Bull. Sci. Fr. Belg. xxii, pp. 252-361, pls. xii-xx.

An elaborate monograph on the anatomy and development.

BIGOT, A. Notes sur quelques Pélécypodes des Grès Siluriens de l'ouest de la France. Bull. Soc. Géol. xvii, pp. 790-801, pls. xxii & xxiii.

With several new species.

BINNEY, W. G. A Third Supplement to the Fifth Volume of the Terrestrial Air-breathing Molluscs of the United States and the adjacent territories. Bull. Mus. C. Z. xix, pp. 183-226, pls. i-xi, and many woodcuts.

BITTNER, A. Eine Triadische *Conularia*. Verh. geol. Reichsanst. 1890, p. 1777, with woodcut.

BLANCKENHORN, M. (1) Pteropoden-Reste aus der oberen Kreide Nord-Syriens und aus dem Hessischen Oligocän. Z. geol. Ges. xli, pp. 593-602, pl. xxii.

Several new species.

- [BLANCKENHORN, M.] (2) Das Eocän in Syrien. Mit besonderer Berücksichtigung Nord-syriens. *T. c.* xlii, pp. 318-359, pls. xvii-xix.
Mollusca, pp. 351-359, with several new species.
- (3) Das marine Miocän in Syrien. Denk. Ak. Wien, lvii, pp. 591-670, 4 woodcuts.
 Many lists of shells.
- BOETTGER, O. (1) Verzeichniss der Von Herrn E. von Oertzen aus Griechenland und aus Kleinasien mitgebrachter Vertreter der Landschnecken Gattung *Clausilia*, Drp. Abh. Senck. Ges. xvi, pp. 32-68, 1 pl.
- (2) Zur Kenntniss der Land- u. Süßwasser Mollusken von Nossi-Bé. II. Nachr. mal. Ges. 1890, pp. 81-137.
- (3) Zur Mollusken-Fauna russischen Gouvernements Perm und des Gebietes süd-östlich von Orenburg. II. *T. c.* pp. 161-173.
- (4) Ad. Strubell's Konchylien aus Java. I. Ber. Senck. Ges. 1890, pp. 137-173, pls. v & vi.
 Freshwater forms, pp. 137-164; brackish and sea-water forms, pp. 165-173.
- BORCHERDING, FR. Vier Wochen in Nassau a. d. Lahn. Nachr. mal. Ges. 1890, pp. 65-81.
- BOURGUIGNAT, J. R. Histoire Malacologique du Lac Tanganyika, Afrique Equatoriale. Ann. Sci. Nat. x, pp. 1-267, pls. i-xvii.
- BOURNE, G. C. Report of a Trawling Cruise in H.M.S. 'Research,' off the S.W. Coast of Ireland. J. Mar. Biol. Ass. (n.s.) i, pp. 306-323.
Mollusca, pp. 312-315.
- (2) The Generative Organs of the Oyster. *T. c.* pp. 268-280, pls. xxii & xxiii.
- BOURY, E. DE. Observations sur quelques *Scalida* du Bassin de Paris et description d'une Espèce Nouvelle. J. de Conch. xxx, pp. 139-142.
Gyroscala stueri, n. sp., p. 142.
- (2) Étude critique des *Scalida* Miocènes et Pliocènes d'Italie. Bull. Soc. Mal. Ital. xv, p. 160.
- BOUTAN, L. Le Système Nerveux du *Parmophorus* (*Scutum*) dans ses rapports avec le Manteau, la Collerette (Manteau inférieur) et le Pied. Rev. Biol. ii, pp. 449-478, pls. viii & ix.
- BRAZIER, J. *Mollusca* Trawled off Merimbula, New South Wales. P. Linn. Soc. N.S.W. iv, pp. 747-750.
- BUCKMAN, S. S. A Monograph on the Inferior Oolite Ammonites of the British Islands. Pal. Soc. xlv, pp. 225-256, pls. xxxvii-xliv.
Huddlestonia, n. g.
- BUCQUOY, M. Mollusques terrestres du Roussillon. Bull. Soc. Nancy, x, fasc. 24, pp. 56-93, 3 pls.

- BURROWS, T. F. Re-discovery of *Helix fusca* and *H. lamellata* in North Staffordshire. *J. of Conch.* vi, p. 254.
- BUXBAUM, GEBRÜDER. Das Wachsen der Anodonten (Teichmuscheln). *Zool. Gart.* xxxi, pp. 16-18.
- On the rate of growth of Anodonts.
- BYNE, L. ST. G. *Adeorbis subcarinatus* at Teignmouth, S. Devon. *J. of Conch.* vi, p. 164.
- CALVIN, S. Some New Species of Palæozoic Fossils. *Bull. Lab. Iowa*, i, pp. 173-181, 3 pls.
- CANEFRI, C. T. Viaggio di Leonardo Fea in Birmania e Regioni vicini. XVIII. Molluschi terrestri e d'Acqua dolce. *Ann. Mus. Genov.* vii, pp. 295-359, pls. vii-ix.
- Leonardia*, n. g. of *Veronicellida*, and several new species.
- CARUANA-GATTO, A. Beschreibung einer neuen *Alexia*. *Nachr. mal. Ges.* 1890, p. 210.
- A. kobelti*, n. sp., from Marsa-Scirocca.
- COCKERELL, T. D. A. (1) The British Naturalists' Catalogue of the Land and Freshwater *Mollusca* of the British Isles, with all the named varieties. London (Swan, Sonnenschein & Co.): 1890, 19 pp.
- (2) The American *Mollusca*. *Sci. Goss.* 1890, p. 114.
- Zonites carolinensis*, n. sp., from America.
- (3) The Variation and Abnormal Development of the *Mollusca*. *T. c.* pp. 4 & 5.
- (4) Notes on Slugs, chiefly in the Collection at the British Museum. *Ann. N. H.* vi, pp. 277-288. With a table of species relations. *T. c.* pp. 380-390.
- Several new species.
- (5) Colorado *Mollusca*. *J. of Conch.* vi, p. 175.
- (6) Critical Notes on some Land and Freshwater *Mollusca*. *T. c.* pp. 255-259.
- (7) A List of *Mollusca* of Colorado. *Naut.* iii, p. 99.
- Land *Mollusca*.
- COLLIN, A., & KOBELT, W. Bericht ueber die wissenschaftlichen Leistungen im Gebiete der Malakologie während des Jahres 1887. *Arch. f. Nat.* 1888, ii, pp. 257-330.
- COLLINGE, W. E. (1) On the Position of the Dart-Sac in *Helix rufescens*. *Zool.* 1890, p. 276.
- Has a double bi-lobed sac ; two lobes on each side of the vagina ; the darts are so small that the animal cannot use them. It is suggested that the darts in *Helix* are retrograde organs of defence.
- (2) Observations on *Vitrina pellucida*. *T. c.* pp. 467 & 468.
- Notes on the habits and distribution.

- [COLLINGE, W. E.] (3) Note on a Tumour in *Anodonta cygnaea*. J. Anat. Phys. xxv, p. 154.
- (4) Description of a New Variety of *Limax flavus*, Linn. Zool. 1890, p. 145.
Var. *lineolata*, from Banbury.
- (5) The Land and Freshwater *Mollusca* of Ingleton, Clapham, and District. Naturalist, 1890, pp. 109–114.
- (6) *Arion subfuscus*, Drap., at Ingleton. T. c. p. 198.
- (7) Additions to the Malham List of *Mollusca*. T. c. p. 335.
- (8) *Helix pisana* in Oxfordshire. Sci. Goss. 1890, p. 97.
- COOPER, J. G. Freshwater *Mollusca* of San Francisco County. Zoe, i, pp. 196 & 197.
- COX, J. C. Descriptions of two New Species of Australian *Mollusca*. P. Linn. Soc. N.S.W. iv, pp. 658–660, pl. xix.
- COSSMANN, M. Catalogue illustré des Coquilles Fossiles de l'Éocène des Environs de Paris. Ann. Soc. Mal. Belg. xxiv, pp. 3–381, pls. i–xii.
Aizyella, n. g., p. 3; type, *Phasianella perawalensis*: *Orthochetus*, n. g., p. 59; type, *Cerithium leufroyi*: *Alocaxis*, n. g., p. 59; type, *Cerithium cylindraceum*: *Trypanaxis*, n. g., p. 60; type, *Cerithium umbilicatum*: *Ischnodactylus*, n. g., p. 83 (*Chenopidae*): *Suessonia*, n. g. of *Buccinidae*, p. 157: *Streptochetus*, n. g. of *Fasciolaridae*, p. 170: *Latirofuscus*, n. g. of *Fasciolaridae*, p. 175: *Trachelochetus*, n. g. of *Cassidae*, p. 250: *Amblyacrum*, n. g. of *Corvidae*, p. 291: *Eoatlanta*, n. g. of *Atlantidae*, p. 297: *Acroria*, n. g. of *Gadiniidae*, p. 380: and many new species.
- CRAWSHAW, C. The Money Cowry on the Coast of Cumberland. Naturalist, 1890, p. 324.
- CROSSE, H. (1) Faune Malacologique terrestre et fluviatile de l'île de la Trinité (Antilles). J. de Conch. (3) xxx, pp. 35–65.
- (2) Faune Malacologique terrestre et fluviatile de l'île de Cuba. T. c. pp. 173–335.
Bluesospira, n. g.; type, *Cyclostoma echinus*, Wright, p. 281. *Xenopoma*, n. g.; type, *Choanopoma hystrix*, Wright, p. 282.
- CROSSE & FISCHER. (1) Mollusques marins de la Baie d'Halong (Tonkin). T. c. xxx, pp. 14–19.
- & —. (2) Diagnoses Ampullarium novarum Guatemalæ et republicæ Mexicanæ incolarum. T. c. pp. 110–114.
- & —. (3) Note sur l'Épiderme hispide des jeunes *Ampullaria*. T. c. pp. 114 & 115, pl. iii.
- & —. (4) Note complémentaire sur le *Natica funiculata*, Reclus de l'Annam. T. c. p. 119.
- & —. (5) Note sur l'*Helix sepulchralis* de Férussac et sur quelques espèces voisins du groupe des *Ampelita*. T. c. pp. 122–129.

- CROUCH, W. On the Land and Freshwater *Mollusca* collected in Wanstead and the neighbouring districts in the Becontree Hundred of Essex. Tr. Ess. Club, iv, pp. 202-211.
- CUÉNOT, L. (1) Le Sang et la Glande Lymphatique des Aplysies. C.R. cx, pp. 724 & 725.
- . (2) Sur la Glande de l'Oreillette du *Paludina vivipara* et la Glande Nephridienne du *Murex brandaris*. T. c. pp. 1275-1277.
- CUNDALL, J. W. Tenby Shells. J. of Conch. vi, p. 250.
- DALL, W. H. (1) Contributions to the Tertiary Fauna of Florida, with special reference to the Miocene Siliceous Beds of Tampa and the Pliocene Beds of the Caloosahatchie River. Tr. Wagner Inst. iii, pp. 1-178, 12 pls., & index.
- Part I. Pulmonate Opisthobranchiate and Orthodont Gastropods, with 87 new species.
- . (2) Preliminary Report on the Collection of *Mollusca* and *Brachiopoda* obtained in 1887-88. VII. Scientific Results of Explorations by the U.S. Fish. Commission Steamer 'Albatross.' P. U. S. Nat. Mus. xii, pp. 219-362, pls. v-xiv.
- Pelecypoda*, pp. 232-297; *Scaphopoda*, pp. 293-295; *Gastropoda*, p. 295.
- . (3) Deep Sea Mollusks and the Conditions under which they Exist. P. Biol. Soc. Washington, v, pp. 1-22.
- . (4) Noto *Crepidula glauca*, Say. Naut. iii, p. 98.
- . (5) On a New Species of *Tylodina*. T. c. p. 121.
- T. americana*, n. sp.
- DAUTZENBERG, P. Mollusques recueillis au Congo par M. E. Dupont entre l'embouchure du fleuve et le confluent du Kassai. Bull. Ac. Belg. xx, pp. 566-579, pls. i-iii.
- Pseudogibbula*, n. g. of *Littorinidae*.
- DAVIS, J. P. A. Report of the Yorkshire Marine Zoology Committee. Naturalist, 1890, pp. 3 & 4.
- DELAP, A. H. *Helix lamellata* in Ireland. Sci. Goss. 1890, p. 262.
- DOUVILLÉ, H. Sur la Classification des *Ceratites* de la Craie. Bull. Soc. Géol. xviii, pp. 275-297, with several woodcuts.
- DUPONT, E. Sur les Mollusques vivants et post pliocenes recueillis au cours d'un voyage au Congo in 1887. Bull. Ac. Belg. xx, pp. 559-566.
- EBERT, HERR. Ueber *Pectunculopsis moguntina*, n. subg. & sp. SB. nat. Fr. 1890, pp. 25 & 26, woodcut.
- EVANS, W. *Clausilia rugosa* and *Balea perversa* in Haddingtonshire. J. of Conch. vi, p. 176.

ETHERIDGE, R. Descriptions of Upper Silurian Fossils from the Lily Dale Limestones, Upper Yara District, Victoria. Rep. Aus. Mus. i, pp. 60-67.

Mollusca, pp. 62-67, with new species.

EUDES-DESLONGCHAMPS. Rapport sur les Fossiles de la Collection Sarry. Bull. Soc. L. Norm. (4) iii, pp. 75 & 92-167, pl. i.

A report on a collection of fossils from the Oxford and Kimmeridge Clays near Trouville.

FAURE, C. Note Malacologique. Soc. Agricole Pyrén.-orient. xxxi, pp. 175-177.

On the presence of *Acme fusca* in the Pyrénées-Orientales.

FALLOON, B. J. (1) *Pupa ringens* in Pembrokeshire. J. of Conch. vi, p. 264.

— (2) *Otina otis*, var. *candida*, in Pembrokeshire. *T. c.* p. 265.

FELIX, J. Versteinerungen aus der mexicanischen Jura- und Kreide-Formation. Palæontogr. xxxvii, pp. 140-199, pls. xxii-xxx.

Mollusca, pp. 163-172 & 176-189, with many new species, and *Anodontopleura*, n. g.

FIERKE, F. W. Notes on the Discovery of *Limnæa glutinosa* near Hull. J. of Conch. vi, pp. 251-253.

FISCHER, P. (1 & 2) Observations sur les Genres *Mycetopus* et *Solenais*. J. de Conch. xxx, pp. 1-14 & 93-96.

— (3) Note sur la Faune Conchyliologique terrestre et fluviatile de l'Île d'Hainan (Chine). *T. c.* pp. 96-100.

A list of the species, with notes.

— (4) Description d'un Nouveau Genre de Gastropodes marins. *T. c.* pp. 115-118.

Clydonochilus, n. g. of *Trochidæ*. *C. mariei*, n. sp., from Mayote (Comoros Archipelago).

— (5) Note sur le Genre *Ammonoceras*, Lamarck. *T. c.* pp. 130-138.

— (6) Observations sur la Synonymie et l'Habitat du *Gastropteron rubrum*, Rafinesque. *T. c.* pp. 349-353.

— (7) Diagnoses d'Espèces Nouvelles recueillies, à l'état subfossile, dans le Sahara, près de El Goléah. *T. c.* pp. 374-376.

FISCHER, P., & BOUVIER, E. L. Sur l'Organization des Gasteropodes Prosobranches sénestres (*Neptunea contraria*, Linné). C.R. cx, pp. 419-414.

FOERSTE, A. F. Notes on Clinton Group Fossils, with special reference to collections from Indiana, Tennessee, and Georgia. P. Bost. Soc. xxiv, pp. 263-355, pls. iv-ix.

With many new species.

- FOORD, A. H. (1) Notes on the Palæontology of Western Australia. Geol. Mag. 1890, pp. 145-155, pls. vi & vii.
Mollusca, pp. 154 & 155.
- (2) A Revision of the Group of *Nautilus elegans*, Sowerby. *T. c.* pp. 542-552, with woodcuts.
- FOORD, A. H., & CRICK, G. C. (1) On the Muscular Impressions of some Species of Carboniferous and Jurassic Nautiloids compared with those of the Recent *Nautilus*. *Ann. N. H.* v, pp. 220-224, woodcuts.
- & —. (2) Descriptions of New and Imperfectly Described Species of Jurassic *Nautili* contained in the British Museum (Natural History). *T. c.* pp. 265-291, woodcuts.
- & —. (3) Descriptions of some New and Imperfectly Defined Species of Jurassic, Cretaceous, and Tertiary *Nautili* contained in the British Museum (Natural History). *T. c.* pp. 388-409, woodcuts.
- FOORD, A. H., & WOODWARD, H. Notes on the Fossils of Western Australia. Introduction by Dr. WOODWARD. Descriptions of Fossils from the Kimberley District, Western Australia. Geol. Mag. 1890, pp. 97-105, pls. iv & v.
Pteropoda, p. 98. *Cephalopoda*, pp. 102 & 104. *Lamellibranchiata*, pp. 103 & 104. *Gasteropoda*, p. 104.
- FORD, J. (1) Description of a New Species of *Helix*. *P. Ac. Philad.* 1890, p. 188.
- (2) Description of a New Species of *Anctus*. *Naut.* x, p. 81.
A. pilsbryi, n. sp.
- FOWLER, G. H. Notes on Oyster Culture. *J. Mar. Biol. Ass. (n.s.)* i, pp. 257-267, pl. xxi.
 Notes on oyster farming in Holland, and on recent legislation relating to oyster culture in England.
- FRENCH, S. On the Occurrence of *Cyclostoma elegans* in a living state at Felstead. *Tr. Ess. Club*, iv, pp. 92-94.
- FRIEDEL, E. (1) Tauben als Schnecken-Vertilger. *Nachr. mal. Ges.* 1890, p. 195.
- (2) Neue Fundstellen von *Lithoglyphus naticoides*. *T. c.* p. 196.
- GAIN, W. A. *Arion ater*, Colour of Eggs and Young. *Sci. Goss.* 1890, p. 45.
- GARNAULT, P. (1) La Castration Parasitaire chez *Helix aspersa*. *Bull. Sci. Fr. Belg.* xx, pp. 137-141, pl. ii.
- (2) Les Organes Reproducteurs de la *Valvata piscinalis*. *Op. cit.* xxii, pp. 496-507, pl. xxvi.
- GARSTANG, W. A Complete List of the Opisthobranchiate *Mollusca* found at Plymouth, with further observations on their Morphology, Colours, and Natural History. *J. Mar. Biol. Ass. (n.s.)* i, pp. 399-457, pls. xxvii & xxviii.

GIARD, A. Sur la Parenté des Annélides et des Mollusques. C.R. cx, pp. 90-93.

Suggests a Phylum *Gymnotoca* :—

- | | | |
|------------------|---|--|
| <i>Gymnotoca</i> | { | <ol style="list-style-type: none"> 1. <i>Mollusca</i>. 2. <i>Annelida</i>. 3. <i>Brachiopoda</i>. 4. <i>Ciliata, Rotifera, Gasterotricha, Bryozoa</i>. |
|------------------|---|--|

GIOLI, G. Fossili della Oolite inferiore di San Vigilio e di Monte Grappo. Mem. Soc. Tosc. x, pp. 3-18, pl. i.

GIRARD, A. A. Nota sobre os Cephalopodes de Portugal. J. Sci. Lisb. (2 series) i, pp. 200-205.

With a list of the Cephalopods of Portugal, and *Todaropsis*, n. g., *T. veranyi*, n. sp.

GODWIN-AUSTEN, H. H. On supposed New Species of Land *Mollusca* from Borneo, belonging to the Genera *Opisthostoma* and *Diplommatina*. Ann. N. H. vi, pp. 244-246, pl. vii.

GOURRET, PAUL. Nouvelle contribution à la Faune pélagique du Golfe de Marseille. Arch. Biol. x, pp. 311-325.

Mollusca, pp. 321-324, with a table of zones of distribution of Cuttle-fish.

GRANGER, A. Les Mollusques du Littoral de l'Hérault. Bull. Soc. Béziers, viii, pp. 7-20 ; ix, pp. 9-18 ; x, pp. 6-19 ; xi, pp. 6-17.

GREDLER, V. (1) Zur Conchylien-Fauna von China, xv. Nachr. mal. Ges. 1890, pp. 33-40.

— (2) Zur Conchylien-Fauna von China, xvi. *T. c.* pp. 145-154.

— (3) Eine neue Tyroler *Pupa*. *T. c.* p. 41.

— (4) Kleiner Sammelbericht aus Welschtirol. *T. c.* p. 154.

GROBEN, C. Die Pericardial-Drüse der Gastropoden. Arb. z. Inst. Wien, ix, pp. 35-56, pl. i.

GULICK, J. T. Lessons in the Theory of Divergent Evolution, drawn from the distribution of the Land Shells of the Sandwich Islands. P. Bost. Soc. xxiv, pp. 166 & 167.

HARTMAN, W. D. Description of New Species of Shells. P. Ac. Philad. 1890, pp. 284-288, pl. iii.

HAUG, E. Note sur le Peristome du *Phylloceras mediterraneum*. Bull. Soc. Géol. xviii, pp. 328-334, pl. iv.

HEDLEY, C. (1) Note on *Vaginula Leydigi* and *V. Hedleyi*, from Brisbane ; and on Synonymy of *Queenlandica*, Hedley. P. Linn. Soc. N.S.W. v, p. 879.

Limax queenlandica, Hedley, = *Agriolimax laevis*, Müller, and possibly = *L. rarotonganus*, Heyn.

- [HEDLEY, C.] (2) On the Structure and Systematic Position of *Cystopelta*. *T. c.* pp. 44-46, pl. i.
Suggests that it is an aberrant form of *Helicarion*.
- HEILPRIN, A. (1) The Eocene *Mollusca* of the State of Texas. P. Ac. Philad. 1890, pp. 393-406, pl. xi.
— (2) The Geology and Palæontology of the Cretaceous Deposits of Mexico. *T. c.* pp. 445-469, pls. xii-xiv.
No new species.
- HEIMBURG, H. VON. Diagnose einer neuen *Helix*. *Nachr. mal. Ges.* 1890, p. 191.
H. aggiei, n. sp., from Solomon Islands.
- HEMPHILL, H. (1) Descriptions of New Varieties of North American Land Shells. *Naut.* iii, pp. 133-135.
— (2) An American *Anadenus*. *Op. cit.* iv, p. 2.
A. cockerelli, n. sp., California.
— (3) New Varieties of *Patula strigosa*. *T. c.* pp. 15-18.
- HENCHMAN, ANNIE P. The Origin and Development of the Central Nervous System in *Limax maximus*. *Bull. Mus. C. Z.* xx, pp. 169-208, pls. i-x, woodcuts.
- HERDMAN, W. A. On the Structure and Functions of the Cerata or dorsal Papillæ in some Nudibranchiate *Mollusca*. *Q. J. Micr. Soc.* xxxi, pp. 41-63, pls. vi-x.
All the forms of cerata are probably epipodial processes. By their varied shapes and colours they give to the animals appearances which are in some cases protective and mimetic, and in others conspicuous and warning, as is best suited to their individual surroundings and mode of life.
— & CLUBB, J. A. Third Report upon the *Nudibranchiata* of the L. M. B. C. District. P. Liverp. Biol. Soc. iv, pp. 131-169, pls. vi-ix.
- HOERNES, R. Ueber die Pleurotomen des Wiener Tertiär-Beckens. *Verh. geol. Reichsanst.* 1890, pp. 178-181.
- HUDDLESTON, W. H. Further Notes on some *Mollusca* from West Australia. *Geol. Mag.* 1890, pp. 241-246, pl. ix.
Mesozoic fossils; several new species.
- HUDSON, B. *Mollusca* collected at Kildale-in-Cleveland. *Naturalist*, 1890, p. 271.
- HYATT, A. Genesis of the *Arietidae*. *Smiths. Contrib. Knowledge*, xxvi, 250 pp., 14 pls.
Preface on Morphogenesis and Evolution. Chap. I. On Progression, Retrogression, Acceleration. Chap. II. A Genealogy. Chap. III. Genesis of Characteristics. Chap. IV. Geological and Faunal Relations. Chap. V. (pp. 120-221). Descriptions of Genera and Species.

- INGOLD, E. G. List of Land and Freshwater *Mollusca* occurring in the neighbourhood of Bishops Stortford. Tr. Ess. Club, iv, pp. 215-217.
- JACKSON, R. T. (1) Phylogeny of the *Pelecypoda*. The *Aviculidæ* and their Allies. Mem. Bost. Soc. iv, No. vii, pp. 277-400, pls. xxiii-xxx, many woodcuts.
- (2) Studies of *Pelecypoda*. Am. Nat. xxiv, pp. 1132-1142, woodcuts.
- Abstract of paper in Mem. Bost. Soc. iv, pp. 277-400.
- JAMES, JOSEPH F. On Variation, with Special Reference to certain Palæozoic Genera. Am. Nat. 1889, pp. 1071-1087.
- Contains many references to *Mollusca*. The essay points to wide-spread evidence for variation, and suggests that the disappearance of a genus may often be due to its breaking up into new genera, through the specialization of characters incipient in the original genus.
- JENKINS, A. J. (1) Distribution and Habits of the British *Hydrobiæ*. Sci. Goss. 1890, pp. 103-106, woodcuts.
- (2) *Physa acuta* (Drp.) in Scotland. J. of Conch. vi, p. 270.
- IHERING, H. VON. (1) Ist *Planorbis* links oder rechts gewunden? Nachr. mal. Ges. 1890, pp. 43-46.
- (2) Ein vermeintliches Mollusk (*Entocolax*). T. c. p. 46.
- (3) Revision der von Spix in Brasilien gesammelten Najaden. Arch. f. Nat. 1890, i, pp. 115-170, pl. ix.
- JOHNSON, C. W. An Annotated List of the Shells of St. Augustine, Flor. Naut. iii, pp. 103 & 114; iv, p. 4.
- Marine shells.
- JONES, T. RUPERT. (1) On some Small Bivalve Shells from the Karoo Formation, South Africa. Geol. Mag. 1890, pp. 409 & 410, woodcuts.
- Lamellibranchs resembling *Cyrena* and *Cyclas*.
- (2) On some Fossils from Central Africa. T. c. pp. 553-558, woodcuts.
- Shells resembling *Iridinæ*.
- JORDAN, H. K. On the Species and Varieties of the Genus *Fusus*, which inhabit the Seas surrounding the British Isles. J. of Conch. vi, pp. 225-244.
- JOUBIN, L. Recherches sur l'Appareil Respiratoire des Nautilus. Rev. Biol. ii, pp. 409-428, pl. vii.
- JOURDAN, E. Étude Anatomique sur le *Siphonostoma diplochætos*, Otto. Ann. Mus. Marseille, iii, pp. 1-76, pls. i-iv.

- JOURDAIN, M. Des Communications de la Cavité du Corps et de l'Appareil Circulatoire des Mollusques avec l'Extérieur. C.R. Ass. Fr. Sci. 1889, ii, pp. 589 & 590.
- JÜSSEN, E. Beiträge zur Kenntniss der Klaus-Schichten in den Nordalpen. JB. geol. Reichsanst. xl, p. 381, &c., 2 pls.
Two new species of *Perisphinctes*.
- KEW, H. W. The Faculty of Homing in Gastropods. Naturalist, 1890, pp. 307-318.
- KEYES, CHARLES R. (1) Review of the Progress of American Invertebrate Palæontology for the year 1889. Am. Nat. 1890, pp. 131-138.
- (2) Generic Relations of *Platyceras* and *Capulus*. Am. Geol. 1890, vi, pp. 6-9.
A list of species formerly belonging to *Platyceras* should be referred to *Capulus*.
- (3) Synopsis of American Carbonic *Calyptroidæ*. P. Ac. Philad. 1890, pp. 150-181, pl. ii.
- (4) Certain Forms of *Straparollus* from South-eastern Iowa. Am. Geol. 1890, v, pp. 193-197, 1 pl.
- (5) The Naticoid Genus *Strophostylus*. Am. Nat. xxiv, pp. 1111-1117, pl. xxxii.
- KINGSLEY, J. S. Record of American Zoology. *Op. cit.* 1890 pp. 351 & 357.
Mollusca, pp. 354 & 355.
- KLIKA, B. Měkkýši okoli novobydžovskéno. SB. Böhm. Ges. 1890, i, pp. 87-99.
Apparently a new locality for land-shells. Czech only.
- KOBELT, W. Eine neue *Cerithidea*. Nachr. mal. Ges. 1890, p. 60.
Cerithidea rollei, n. sp., from China.
- KOWALEVSKY, A. O., & MARION, A. F. Contributions à l'Histoire des Solenogastres ou Aplacophores. Ann. Mus. Marseille, iii, pp. 1-76, pls. i-vii.
Lepidomenia, n. g. Several new species of *Proneomenia*.
- LANKESTER, E. RAY. *Mollusca*. Reprint from the Encycl. Brit., Zool. articles. London (A. & C. Black): 1891.
- LÉTÉLLIER, A. (1) Recherches sur la Pourpre produite par le *Purpura lapillus*. Arch. Z. expér. viii, pp. 361-408, pl. xxi.
Purple is produced by a band of epithelium cells near the edge of the mantle. At the breeding season vast quantities of *Purpura* gather together; probably they are brought together by volatile products of strong odour liberated when the purple is formed.
- (2) Recherches sur la Pourpre produite par le *Purpura lapillus*. C.R. cx, pp. 307-309.

LEVY, MAX. Zoochemische Untersuchung der Mitteldarmdrüse (Leber) von *Helix pomatia*. Z. Biol. xxvii, pp. 398-414.

LEICESTER, A. Report on the Land *Mollusca* of Puffin Island. P. Liverp. Biol. Soc. iv, pp. 87-90.

LIENENKLAUS, E. Die Ober-Oligocän-Fauna des Doberges. J. Ber. Ver. Osnabr. viii, pp. 43-174, 2 pls.
Mollusca, pp. 58-134.

LOCARD, A. (1) Les Huitres et les Mollusques comestibles. Paris (Baillièrè et Fils) : 1890, 97 figs.

A new volume of the "Bibliothèque Scientifique Contemporaine." The first chapter gives a good popular account of Molluscs; then come chapters on oyster and mussel growing, and on cockles, snails, and other edible Molluscs; chaps. v & vi are on the domestication and the acclimatization of Molluscs; chap. vii on the enemies and diseases of shellfish; and chap. viii on their use as food. The illustrations are good and pertinent.

— (2) Catalogue des Espèces Françaises appartenant aux Genres *Pseudanodonta* et *Anodonta*. Ann. Soc. L. Lyon, xxxvi, pp. 50-285. With alphabetical index.

LOENS, H. (1) Zum Formen-Kreis des *Arion subfuscus*, Drap. Nachr. mal. Ges. 1890, pp. 155-161.

— (2) Tauben als Schnecken-Ausrotter. T. c. p. 193.

LORIOU, P. DE, & KOPY, E. Études sur les Mollusques des Couches Coralligènes inférieures du Jura Bernois. Part I. Abh. Schw. pal. Ges. xvi, pp. 1-79, 9 pls. Part II. *Op. cit.* xvii, pp. 81-174, 9 pls.

MCCREERY, J. M. Note on some of the Causes of Extinction of Species. Am. Geol. 1890, v, pp. 100-104.

Causes usually a large number of small bionomic conditions.

M'ALPINE, D. Continued Observations on the Progression and Rotation of Bivalve Molluscs and of detached ciliated Portions of them. P. R. Soc. Edinb. xvi, pp. 725-743, 2 pls.

M'INTOSH, W. C. Notes from the St. Andrew's Marine Laboratory (under the Fishery Board for Scotland). No. x. 3. On a Heteropod (*Atlanta*) in British Waters. Ann. N. H. v, pp. 47 & 48, pl. viii.

MALTZAN, H. VON. Zwei neue *Pupa*-Formen. Nachr. mal. Ges. 1890, p. 48.

MARSHALL, J. T. (1) Further Notes on British *Hydrobiae*. J. of Conch. vi, pp. 224 & 225.

— (2) Dredging off Connemara. T. c. p. 250.

— (3) New British Marine Shells. T. c. pp. 260-264.

On *Eulima ephamilla* and *E. latipes* (possibly *E. distorta*), both from England.

[MARSHALL, J. T.] (4) Guernsey Dredging. *T. c.* p. 280.

MARSHALL, W. B. Beaks of *Unionida* inhabiting the vicinity of Albany, N.Y. Bull. New York Mus. Nat. Hist. ii, No. 9, pp. 169-189, 1 pl.

MARTENS, E. VON. (1) Eine neue Landschnecke aus Tripoli. SB. nat. Fr. 1890, pp. 79 & 80.

A new *Helix*.

— (2) Einige Landschnecke aus Pondo-Land. *T. c.* pp. 85-88.

— (3) Die Landschnecken von Tripolis. *T. c.* pp. 131 & 132.

— (4) Ueber das Vorkommen von *Helix obvia* in Nord-Deutschland. *T. c.* pp. 132-138.

MAURER, F. Palæontologische Studien im Gebiet des rheinischen Devon. JB. Mineral. 1890, ii, pp. 201-248.

With many lists of fossils.

MAYER-EYMAR, C. (1) *Mokattamia*, Molluscorum Pelecypodorum genus novum e familia *Crassatellidium*. Viert. Ges. Zürich, xxxiv, pp. 395 & 396.

— (2) La Faune miraculeuse du Londinien d'Appenzell. *Op. cit.* xxxv, pp. 167-176.

With lists of shells.

— (3) *Aliæ Ostreæ novæ quatuor, a Schweinfurth in agris Ægyptiæ nummuliticis inventæ.* *T. c.* pp. 177-179.

— (4) Diagnoses specierum novarum ex Agris Helvetiæ nummuliticis. *T. c.* pp. 179-181.

— (5) Diagnoses Ostrearum novarum ex Agris Ægyptiæ nummuliticis. *T. c.* pp. 289-299.

MAZÉ, H. Supplément au Catalogue révisé des Mollusques terrestres et fluviatiles de la Guadeloupe et de ses dependances. J. de Conch. xxx, pp. 19-34.

MAZZARELLI, G. F. (1) Sul valore fisiologico della Vescicola di Swammerdam delle *Aplysia* (Tasca Copulatrice di Meckel). Zool. Anz. xiii, pp. 391-399.

A list of various contents found in pouch of Swammerdam is given; the conclusion is come to that this structure is a pouch where the sperm gets rid of impurities.

— (2) Nachricht ueber eine neue Art von *Aplysia* (*A. lobiancoi*). Nachr. mal. Ges. 1890, p. 42.

— (3) Recherche sulla Morfologia e Fisiologia dell'Apparate Riproduttore nelle *Aplysia* del Golfo di Napoli. Rend. Acc. Nap. 1890, pp. 295 & 296.

— (4) Ricerche sulla Ghiandola del Bohadsch nelle *Aplysiidae* (ghiandola opalina del Vayssière). Boll. Soc. Nat. Napoli, iv, pp. 29-33.

On a small gland near the genital aperture.

- MÉNÉGAUX, A. Sur l'Endothelium dans les Branchies des Pélécy-podes. Bull. Soc. Philom, ii, p. 47.
- MELVILL, J. C. British Pioneers in recent Conchological Science. J. of Conch. vi, pp. 190-223.
- MELVILL, J. C., & PONSONBY, J. H. Descriptions of Four New Species of Terrestrial *Mollusca* from South Africa, with Observations on *Helix huttonia* (Bens.). Ann. N. H. vi, pp. 466 & 467.
- MIEG, M., BLEICHER, —, & FLICHE, —, Contribution à l'étude du Terrain Tertiaire d'Alsace et des environs de Mulhouse. Bull. Soc. Géol. xviii, pp. 392-416, pl. vi.
- MILNE, J. G. Contributions towards a List of Irish *Mollusca*. J. of Conch. vi, pp. 167-175.
- MÖLLENDORFF, O. F. VON. (1) Die Landschnecken-Fauna der Insel Cebu. Ber. Senck. Ges. 1890, pp. 189-292, pls. vii-ix.
Aulacospira, n. subg. vel. g. of *Hygromiidae*, p. 224, and many new species.
- (2) Beiträge zur Molluskenfauna der Philippinen, VII. Monographie der Gattung *Hemitrichia*, v. Möll. Nachr. mal. Ges. 1890, pp. 173-191.
- (3) Diagnosen neuer Landschnecken von den Philippinen. *T. c.* pp. 190-209.
- MONTAGU, LORD, OF BEAULIEU. Letter on Oyster Culture. J. Mar. Biol. Ass. (n.s.) i, pp. 282-285.
- MONTEROSATO, M. DI. Conchiglie delle profondità del mare di Palermo. Nat. Sicil. ix, pp. 140-151 & 157-166.
Sabinella, n. g., pp. 181-191.
- MORELET, A. Coquilles Nouvelles ou peu connues de l'Afrique équatoriale. J. de Conch. xxx, pp. 65-70, pl. i.
- MORLET, L. Contribution à la Faune Malacologique du Cambodge et du Siam. *T. c.* pp. 119-112, pl. iii.
On *Paludina americana* (= *Paludomus conicus*) and *Amphidromus rhombostomus*.
- MUSSON, C. T. On the Naturalized Forms of Land and Freshwater *Mollusca* in Australia. P. Linn. Soc. N.S.W. v, pp. 883-896.
- NAEGELE, G. Zwei neue Syrische Arten. *T. c.* pp. 140-144.
Leucochroa adanensis, n. sp., and *Hyalinia (Polita) berytensis*, n. sp.
- NAEGELE, G., & BETTGER, O. Zwei neue Syrische Clausilien. Nachr. mal. Ges. 1890, pp. 137-140.
Clausilia dupouzi, n. sp., and *C. staudingeri*, n. sp.
- NAUMANN, E., & NEUMAYR, M. Zur Geologie und Paläontologie von Japan. Denk. Ak. Wien, lvii, pp. 1-42, 5 pls.
With figures of fossils.

- NELSON, W. *Mollusca* near Spofforth, Yorkshire. *Naturalist*, 1890, p. 44.
- NELSON, W., & ROEBUCK, W. D. *Mollusca* noted at Bretton Park Excursion. *T. c.* p. 225.
- NEUMAYR, M. Ueber neuere Versteinerungsfunde auf Madagascar. *JB. Mineral.* 1890, i, pp. 1-9.
A review of Madagascar fossils. The canal-bearing *Belemnites* of the Upper Jura and lower chalk are divided into *Asoluti*, with canal on the siphonal side, but not reaching the upper edge of the rostrum; *Canaliculati*, canal on siphonal side, reaching to the upper end of the rostrum; *Notocali*, canal on the anti-siphonal side.
- NIKITIN, S. Ueber Parabelknoten bei den Ammoniten. *JB. Mineral.* 1890, i, pp. 188-190.
- NORMAN, REV. A. M. (1) Revision of British *Mollusca*. *Ann. N. H.* v, pp. 452-484; vi, pp. 60-91, & 327-342.
— (2) Addendum to G. C. Bourn's Report on Irish Cruise. *J. Mar. Biol. Ass. (n.s.)* i, pp. 322 & 323.
On a *Solarium* new in British waters, and a new *Leptothyra*.
- OEHLERT, D. P. Sur le Devonien des environs d'Angers. *Bull. Soc. Géol.* xvii, pp. 742-791, pls. xviii-xxi.
With several new species.
- OPPENHEIM, P. (1) Beiträge zur Geologie der Insel Capri und der Halb-Insel Sorrent. *Z. geol. Ges.* xli, pp. 442-490, pls. xviii-xx.
With several new species.
— (2) Die Land- und Süßwasserschnecken der Vicentiner Eocän-Bildungen. *Denk. Ak. Wien*, lvii, pp. 113-150, 5 pls.
Helix: *Dentellocarollus*, n. subg., *Prothelidomus*, n. subg., and many new species.
- PACKARD, A. S. Palaeontological Notes. III. Recent Discovery of *Amelides*, and the supposed Track of a Gasteropod Mollusc in the Carboniferous Shales of Rhode Island. *P. Bost. Soc.* xxiv, pp. 214 & 215.
- PANTANELLI, D. *Buccinidae*: *Purpuridae* e *Olividae*. *Bull. Soc. Mal. Ital.* xv, pp. 7-17.
From the Upper Miocene of Montegibbio.
- PARONA, C. F. I. Fossili del Lias inferiore di Saltrio in Lombardia. *Atti Soc. Ital.* xxxiii, pp. 69-103, pls. i-iii.
Mollusca, pp. 76-102, with several new species.
- PAVLOW, A. (1) Le Néocomien des montagnes de Worobiewo. *Bull. Mosc.* 1890, pp. 173-186, pl. vi.
— (2) Études sur les couches Jurassiques et Cretacées de la Russie. *Op. cit.* 1889, pp. 61-1221, 3 pls.
Several new species of *Olcostephanus*.

PELSENEER, P. (1) Sur la Conformation primitive du Rein des Pélécy-podes. C.R. cxi, pp. 583-585.

— (2) Sur l'identité de Composition du Systeme Nerveux central des Pélécy-poda et des autres Mollusques. *T. c.* pp. 245 & 246.

— (3) Sur le quatrième Orifice Palléal des Pélécy-podes. *Op. cit.* cx, pp. 154-156.

— (4) Deux nouveaux Pélécy-podes hermaphrodites. *T. c.* pp. 1081-1083.

Lyonsiella and *Poromya*.

— (5) Sur l'Épipodium des Mollusques. Bull. Sci. Fr. Belg. xxii, pp. 138-157, pls. vi & vii.

— (6) Sur le Pied de *Chitonellus* et des *Aplacophora*. *T. c.* pp. 489 & 490, woodcuts.

— (7) Sur la Nature pédieuse des Bras de Céphalopodes. Ann. Soc. Mal. Belg. xxiv, pp. 382-384, woodcut.

— (8) Sur le Manteau de *Scutum* (= *Parmophorus*). *T. c.* pp. 385-388, woodcut.

— (9) Sur la Perception des Mouvements chez les Céphalopodes. Ann. Soc. Mal. Ital. xxiv, Bull. de Séances, p. cxx.

PERRIER, REMY. Recherches sur l'Anatomie et l'Histologie du Rein des Gasteropodes Prosobranchies. Ann. Sci. Nat. viii, pp. 61-315, pls. v-xiii.

In the primitive form the urinary organ of *Prosobranchiata* consists of a pair of symmetrical organs, as in the *Acephala*. The symmetry is always broken down, but in different ways. Conclusions, pp. 268-275. Application to Classification, pp. 275-282. Comparison with other *Mollusca*, pp. 282-303.

PERRIER, E. Sur l'Organization des Collections de Malacologie au Museum d'Histoire Naturelle. C.R. cx, pp. 1144-1147.

PFEFFER, E. (1) Die Fauna der Insel Jeretik, Port Wladimir, an der Murman-Küste, nach den Sammlungen des Herrn Kapitän Horn. JB. Hamb. vii, pp. 63-96.

Mollusca, pp. 76-83; with a table, pp. 90-91.

— (2) Die Windungsverhältnisse der Schale von *Planorbis*. *T. c.* pp. 107-192, plate.

PFEFFER, P. A. Steirische Gastropoden in den naturhistorischen Museen der Sternwarte zu Kremsmünster. MT. ver. Steierm. 1890, pp. 348-361.

PILSBRY, H. A. (1) New and little known American Molluscs. III. P. Ac. Philad. 1890, pp. 296-302, pl. v.

— (2) *Trochida*, New and Old. *T. c.* pp. 343 & 344, woodcuts.

— (3) A New American *Bulimulus*. Naut. iii, p. 122.

- [PILSBRY, H. A.] (4) Two New Species of U. S. Landshells. *Op. cit.* iv, p. 3.
Zonites shinekii, n. sp., and *Pupa syngenes*, n. sp., p. 3.
- (5) Preliminary Notices of New *Amnicolidae*. *Op. cit.* x, pp. 52 & 53; *id.* p. 63.
A. sheldoni, n. sp., and *A. lustrica*, n. sp., N. America. *Bythinella hemphilli*, n. sp.
- (6) A New Species of *Nanina*. *Op. cit.* iv, pp. 64–66.
N. ruschenbergeri, n. sp., with figs, Lin-Kin Isles.
- (7) New and little-known American Molluscs. No. II. P. Ac. Philad. 1889, pp. 411–416, pl. xii.
- (8) On the Anatomy of *Ærope caffra*. *Op. cit.* 1890, pp. 41–43, pl. i.
- (9) Note on a Southern *Pupa*. *T. c.* pp. 44 & 45, pl. i.
- (10) Note on a New *Bulimulus*. *T. c.* p. 63.
- (11) Description of a New Japanese *Scalpellum*. *T. c.* pp. 441–443, woodcut.
- (12) New East Indian Land-Shells. *T. c.* pp. 186 & 187, woodcut.
- (13) Note on *Helix albolabris*. *T. c.* p. 282, with woodcut of teeth and genitalia.
- PLATE, L. Vorläufige Mittheilung ueber den Bau der *Daudebardia rufa*, Fèr. SB. ges. Marb. 1890, pp. 1–5.
- POČTA, F. O Rudistech Vyrmělé čeledi Mlžů z českého křídového útvaru. Abh. Böhm. Ges., ser. vii, Bd. iii, No. 2, pp. 1–92, 6 pls., and woodcuts.
 On the *Rudistes* from the Bohemian Chalk. In Czech; but on pp. 79–92 is a German abstract, and a description of the new species and figs. in German. *Stenopleura*, n. g., *Simacia*, n. g., *Cryptaulia*, n. g., *Petalodontia*, n. g.
- POLLONERA, C. (1) Intorno a due Limacidi dell' Algeria. Boll. Mus. Zool. Anat. Comp. Torino, v, No. 74, 4 pp.
 On *Malacolimax raymondianus* and *M. brondelianus*.
- (2) A proposito degli *Arion* del Portogallo. *Op. cit.* No. 80, 7 pp.
 A reply to Simroth [Zool. Rec. xxvi, *Mollusca*, p. 29, SIMROTH (4)].
 On the nomenclature of various species of *Arion* and of *Limax*.
- (3) Appunti di Malacologia. v. Un Limacide nuovo per l'Italia. *Op. cit.* No. 25, 3 pp.
 On the presence in Italy of *Amalia gracilis*, with a list of synonyms.
- (4) Appunti di Malacologia. vi. Una nuova stazione del *Limax corsicus*. *Op. cit.* No. 75, 2 pp.
 On *L. corsicus*, var. *ciminensis*.

- [POLLONERA, C.] (5) Sulla *Testacella maugei* di Francia. *Op. cit.* No. 79, 2 pp.
Comparison with *T. haliotidea*.
- (6) Sulle forme del gruppo della *Campylæa cingulata*. Bull. Soc. Mal. Ital. xv, pp. 49-75, pls. i-iii.
With a table of the affinities.
- (7) Recensement des *Arionida* de la Région Paléarctique. Bull. Mus. Zool. Anat. Comp. Torino, v, No. 87, pp. 1-42.
- PRUVOT, G. Sur le prétendu Appareil Circulatoire et les Organes Génitaux des Neomeniées. C.R. cxi, pp. 59-62.
- QUELCH, J. J. *Mollusca* of British Guiana. *Timehri*, xvii, pp. 37-46.
- RANKIN, W. M. Ueber das Bojanus'sche Organ der Teichmuschel (*Anodonta cygnæa*, Lam.). *Jen. Z. Nat.* xxiv, pp. 227-267, pls. vi & vii.
On the structure and relation of this organ.
- RAEYMAEKERS, D. Note sur la Variété "*Unicarinata*" nobis, observée chez le "*Littorina littoria*" (male). *Ann. Soc. Mal. Belg.* xxiv, Bull. des Séances, pp. xxxvi-xxxix, woodcut.
- RAWITZ, B. (1) Bemerkungen zu der Abhandlung von J. Thiele, "Ueber Sinnesorgane der Seitenlinie und das Nervensystem der Mollusken." *Zool. Anz.* xiii, pp. 361-364.
Maintains against THIELE the connection of the sense organs of the mantle edge with the visceral ganglia.
- (2) Der Mantelrand der Acephalen. II. Teil. *Arcacea, Mytilacea, Unionacea*. *Jen. Z. Nat.* xxiv, pp. 549-631, pls. xxi-xxiv.
- REMELÉ, A. Ueber einige Glossophoren aus Untersilur-Geschieben des Nord-deutschen Diluviums. *Z. Geol. Ges.* xli, pp. 762-770, pl. xxx.
- RIDLEY, H. N. Notes on the Zoology of Fernando Noronha. *J. L. S.* xx, pp. 473-570, pl. xxx.
Mollusca, by E. A. Smith, pp. 483-503, pl. ix, with many new species.
- ROBERT, É. Observations sur la Reproduction des Aplysies. (Note préliminaire.) *Bull. Sci. Fr. Belg.* xxii, pp. 449-468, woodcuts.
- ROBERTS, G. Trent Shells. *Naturalist*, 1890, p. 94.
- ROEBUCK, W. D. (1) Possible occurrence of *Bulimus acutus* in Cumberland. *T. c.* p. 44.
- (2) *Clausilia rolfhii* at Well Vale, near Alford. *T. c.* p. 198.
- (3) Conchological Field-notes from Upper Swaledale. *T. c.* pp. 229-233.
- (4) Conchology of Malham. *T. c.* pp. 263-267.
- (5) The Neglected Counties of Ireland. *J. of Conch.* vi, pp. 282-286.
Laud-shells.

- ROME, W. The threatened Destruction of the Essex Oyster Culture. Tr. Ess. Club, iv, pp. 41-50. See also note, *id.* p. 125.
- ROPER, E. W. A New American *Pisidium*. Naut. iv, p. 85.
P. idahoense, n. sp.
- ROSS, L. B. (1) Shells in Mr. Mortimer's Collection at Driffield. Naturalist, 1890, p. 209.
- (2) Species noted at Lowthorpe and Driffield. *T. c.* pp. 206 & 207.
- SACCO, F. (1) I Molluschi dei Terreni Terziarii del Piemonte e della Liguria. Parte VIII. *Galeodoliida*, *Doliida*, *Ficulida*, *Naticida*. Boll. Mus. Zool. Anat. Comp. Torino, v, No. 86, pp. 21-43.
With many tables of species relations. *Fulguroficus*, n. g., and *Fusoficula*, *Tectonatica*, *Sigaretotrema*, *Ampullonatica*, *Euspirocrommium*, n. subg., and 16 n. spp.
- (2) I Molluschi dei Terreni Terziarii del Piemonte e della Liguria. Parte VII. *Harpida* e *Cassidida*. Mem. Acc. Tor. xl, pp. 469-556, 2 pls.
Morionassa, n. g., p. 538; *M. amplectens*, n. sp., p. 539.
- (3) I Molluschi dei Terreni Terziarii del Piemonte e della Liguria. Parte VII. *Harpida* e *Cassidida*. Boll. Mus. Zool. Anat. Comp. Torino, v, No. 82, 20 pp.
Many tables given. *Galeodocassis*, n. subg.; *Echinophoria*, n. subg. of *Cassis*; *Galeodosconsia*, n. subg.; *Morionassa*, n. subg. of *Morio*. Many new species and varieties.
- SAINT-LOUP, —. Observations sur la Matière Colorante dans l'organisme de l'Aplysie. C.R. Soc. Biol. 1890, pp. 116 & 117.
- SCHARFF, R. F. *Arion minimus* (Simroth), a British Slug. J. of Conch. vi, p. 267.
- SCHEPMAN, M. M. Description of a New Species of *Oliva*. Notes Leyd. Mus. xii, p. 196.
- SCHRÖDER, R. Beiträge zur Kenntniss der oberitalienischen Mollusken-Fauna. Schr. Ver. Harzes, iii, pp. 25-43; v, pp. 37-43.
- SCHULZE, F. E. Ueber den Bau und die Bedeutung des sogenannten Krystallstieles der Lamellibranchiaten. SB. nat. Fr. 1890, pp. 42 & 43.
- SCHMACHER, R., & BETTGER, O. Neue Materialien zur Charakteristik und geographischen Verbreitung chinesischer und japanischer Binnen-Conchyliden. Nachr. mal. Ges. 1890, pp. 1-33 & 113-136, pls. i & ii.
- SCHALER, N. S. On the occurrence of Fossils of the Cretaceous age on the Island of Martha's Vineyard, Mass. Bull. Mus. C. Z. xvi, pp. 89-97, pls. i & ii.

- SEMPER, K. Neuer Bericht ueber die im Juni 1890 erhaltenen lebenden Achatinen aus Zanzibar. SB. Ges. Würzb. 1890, p. 72.
- SHALER, N. S., & FOERSTE, A. F. Preliminary Description of North Attleborough Fossils. *T. c.* pp. 27-41, pls. i & ii.
With many new species.
- SHARP, B. Note on Variations in *Bulinus exilis*. P. Ac. Philad. 1890, p. 148.
- SHIMEK, B. A New Species of Freshwater Mollusk. Bull. Lab. Iowa, i, pp. 214 & 215.
- SIEMIRADZKI, J. V. (1) Kritische Bemerkungen ueber neue oder wenig bekannte Ammoniten aus dem Braunen Jura von Popielanz in Lithauen. JB. Mineral. 1890, i, pp. 169-176.
List and notes on fossils; 3 new species of *Cosmoceras*.
- (2) Ueber den Oberen-Jura in Polen und dessen Cephalopoden-Fauna. Verh. geol. Reichsanst. 1890, pp. 279-282.
- (3) Zur Stammesgeschichte ober-jurassischer Ammoniten. JB. Mineral. 1890, ii, pp. 75-87.
- SIMROTH, H. (1) Ueber einige Aetherien aus den Congofällen. Zool. Anz. xiii, pp. 662-664.
On Shells from the Congo, specially modified by life in a swift stream.
- (2) Beiträge zur Kenntniss der Nacktschnecken. N. Acta Ac. L.-C. Nat. cur. liv, pp. 1-91, pls. i-iv
Trichotoxon, n. g., *Atoxon*, n. g., *Buettneria*, n. g., *Phaneropus*, n. g.
- (3) Die von Herrn E. von Oertzen in Griechenland gesammelten Nacktschnecken. Abh. Senck. Ges. xvi, pp. 1-26, 1 pl.
- SMITH, E. A. (1) Note on *Hydrobia jenkinsi*. Tr. Ess. Club, iv, pp. 212-214, woodcut.
- (2) A Reply to Mr. J. T. Marshall's "Further Notes on British *Hydrobiæ*." J. of Conch. vi, pp. 244-247.
- (3) A List of Shells from the Tizard Bank, China Sea. *T. c.* pp. 265-267.
- (4) On a New Genus and some New Species of Shells from Lake Tanganyika. *Op. cit.* vi, pp. 93-96.
Nassopsis, n. g., for *Paramelonina nassa* var. *grandis*.
- (5) List of Land- and Fresh-water Species, collected by Dr. Emin Pasha in Central Africa, with Descriptions of New Species. *T. c.* pp. 146-168, pls. v & vi.
- (6) A List of the Species of *Achatina* from South Africa, with a Description of a New Species. *T. c.* pp. 390-394.

- [SMITH, E. A.] (7) Report on the Marine Molluscan Fauna of the Island of St. Helena. P. Z. S. 1890, pp. 247-317, pls. xxi-xxiv.
With tables of distribution, with many new species.
- (8) On the Marine Molluscs of Ascension Island. *T. c.* pp. 317-322.
- & WOODWARD, B. B. On the Nomenclature of the Oral Folds in the Shells of *Clausilia*. *Ann. N. H.* v, pp. 209-213, pl. xl A, figs. 1-4, and a special chart.
- SOMERVILLE, A. *Isocardia cor*, L., in the West of Scotland. P. N. H. Soc. Glasg. iii, pp. 42-46, pl. i.
- SOWERBY, G. B. Descriptions of 13 New Species of Land-shells, with a note on *Bulinus fulminans*. P. Z. S. 1889, pp. 577-582, pl. lvi.
- STANDEN, R. (1) Notes on the Occurrence of *Acme lineata* in Lancashire and Cheshire. *J. of Conch.* vi, pp. 161-164.
- (2) Sinistral *Helix nemoralis* in Lancashire. *T. c.* p. 175.
- (3) *Helix aspersa*, Monst. Sinistrorsum, in Lancashire. *T. c.* p. 176.
- STEIN, G. A. Beiträge zur Mollusken-Fauna Graubünden's. *J. Ber. Ges. Graub.* xxxiii, pp. 3-34.
- STERKI, V. (1) Notes on some Northern *Pupidae*, with description of a new species. *Naut.* iii, pp. 117-119, 123, & 135; iv, pp. 9 & 27, pl. i.
- (2) New forms of American *Pupidae*. *Op. cit.* iv, pp. 18 & 19.
- (3) A new *Pupa*. *T. c.* p. 44.
P. clementina, n. sp., from California.
- (4) On new forms of *Vertigo*. P. Ac. Philad. 1890, pp. 31-35.
With 4 new species.
- STUTZ, U. Das Keuper-Becken am Vierwaldstätter See. *JB. Mineral.* 1890, ii, pp. 99-140.
With many lists of fossils.
- SUCCARDI, R. Ricerche Anatomiche sull'Apparato Digerente delle *Aplysiæ* del golfo di Napoli. *Boll. Soc. Nat. Napoli*, iv, pp. 5-14, pls. i & ii.
Chiefly on the radula and intestine.
- SYKES, E. R. *Assiminea littorina* at Weymouth. *J. of Conch.* vi, p. 166.
- TAYLOR, J. W. (1) *Helix pisana* var. *tenuis*, a new variety from Tenby. *T. c.* p. 281.
- (2) Variation of *Limnæa peregra*. *T. c.* p. 284.
- THIELE, J. Erwiederung. *Zool. Anz.* xiii, pp. 559 & 560.
Reply to Rawitz' criticism.
- TOLDO, G. *Muricidæ, Tritonidæ e Fasciolaridæ* del Miocene Superiore di Montegibbio. *Bull. Soc. Mal. Ital.* 1890, pp. 18-24.

- TOUCAS, M. A. Étude de la Faune des Couches Tithoniques de l'Ar-dèche. Bull. Soc. Géol. xviii, pp. 560-629, pls. xiii-xviii.
- TOULA, F. Geologische Untersuchungen im östlichen Balkan und in den angrenzenden Gebieten. Denk. Ak. Wien, lvii, pp. 323-400, 7 plates.
- TRINCHESE, S. Ricerche anatomiche sulla *Forestia mirabilis* (Tr.). Mem. Acc. Bologn. x, pp. 57-62, plate.
- TSCHAPECK, H. Ueber das Auftreten der *Alinda biplicata* und ihres Formenkreises in Niederösterreich. Nachr. mal. Ges. 1890, pp. 49-60.
- ULICNÝ, JOS. Zweiter Beitrag zur Kenntniss der Molluskenfauna von Mähren. Verh. Ver. Brünn. xxvii, pp. 37-53.
- ULRICH, E. O. (1) New *Lamellibranchiata*. No. I. Containing Descriptions of New Species of *Modiolopsis*. Am. Geol. v, pp. 270-284, woodcuts.
- (2) New *Lamellibranchiata*. No. II. On Two New Genera and Six New Species. *Op. cit.* vi, pp. 173-181, woodcuts.
Ischyrodonta, n. g., *Whitella*, n. g.
- (3) New *Lamellibranchiata*. No. III. Descriptions of New Species with remarks on others. *T. c.* pp. 382-389, woodcuts.
- VAYSSIÈRE, A. Recherches zoologiques et anatomiques sur les Mollusques Opisthobranches du Golfe de Marseille. 2me Partie. Nudibranches et Ascoglosses. Ann. Mus. Marseille, iii, pp. 1-160, pls. i-vii.
- Many new species.
- WALTHER, J. Ueber eine Kohlen-Kalk Fauna aus der Ägyptisch-Arabischen Wüste. Z. Geol. Ges. xlii, pp. 419-449, pl. xxiii-xxviii.
Mollusca, pp. 437-441. Several new species.
- WATERS, A. H. Notes on Marine *Mollusca* in Captivity. 1890, p. 108.
- WESTERLUND, A. C. (1) Fauna der in der Palæarktischen Region lebenden Binnen-Conchylien. I. Supplement. Berlin (Friedländer): 1890, 168 pp.
- (2) Index. "Allgemeines Register der Fauna der in der Palæarktischen Region lebenden Binnen-Conchylien." Berlin (Friedländer): 1890, 128 pp.
- (3) Katalog der in der Palæarktischen Region lebenden Binnen-Conchylien. Suppl. III. Berlin (Friedländer): 1890.
- WHITELEGGE, T. (1) Report on the Worm Disease affecting the Oysters on the Coast of New South Wales. Rec. Austral. Mus. i, pp. 41-55, pls. iii-vi.

An account of the ravages caused by *Polydora (Leucodora) ciliata*. The young worms do not bore through the shells of the oyster, but as free-swimming larvæ are carried inside the oyster by inhalent currents.

The remedies are : 1, removal to fresh water, which kills the parasite but is sometimes fatal to the oyster ; 2, careful drying of the affected oysters.

[WHITELEGGE, T.] (2) List of the Marine and Freshwater Invertebrate Fauna of Port Jackson and the neighbourhood. P. R. Soc. N.S.W. xxiii, pp. 163-230.

Mollusca, pp. 234-282.

WHITEAVES, J. F. Descriptions of eight New Species of Fossils from the Cambrian and Silurian Rocks of Manitoba. Tr. R. Soc. Canada (3) vii, sect. 4, pp. 75-83, pls. xii-xvii.

1 Gasteropod, 7 Cephalopods.

WHITFIELD, R. P. Observations on the Fauna of the Rocks at Fort Cassin, Vermont, with Descriptions of a few New Species. Bull. Am. Mus. Nat. Hist. iii, pp. 25-46, 3 pls.

WILLIAMS, J. W. (1) Note on the Morphology of the Gonads in *Helix (Macularia) punctata*, Müller. Mid. Nat. 1890, pp. 19-21.

— (2) Cystic Condition of the Gonads in *Helix aspersa*. T. c. p. 165.

— (3) The Colouring and Banding in Land and Freshwater Snails. Sci. Goss. 1890, pp. 179, 233, 241, 262, & 274.

— (4) Variation in the *Mollusca*. T. c. p. 42.

— (5) The New *Hydrobia*. T. c. pp. 131 & 132.

WILSON, J. B. On some New Species of Marine *Mollusca*. P. R. Soc. Vict. ii, pp. 64-67.

WILSON, E. Fossil Types in the Bristol Museum. Geol. Mag. 1890, pp. 363-372, 411-416, 414, & 415.

Mollusca, pp. 369-372, 411, & 412.

WOHLTMANN, DR. Ein Beitrag zu den Muschelbergen, Sambaquis, an der Ostküste Braziliens. Z. Naturw. 1890, pp. 305-312.

With two views of the shell hills, a list of the species found in them, and the evidence for the formation of the hills by human agency.

YATES, G. L. A new Locality for *Helix ayresiana*. West Am. Scientist, vii, p. 8.

Middle Anacapa Island.

YOKOYAMA, MATAJIRO. Versteinerungen aus der japanischen Kreide. Palæontogr. xxxvi, pp. 159-202, pls. xviii-xxv.

With many new species and tables.

III.—REFERENCES. SYSTEMATIC CLASSIFICATION.*

GENERAL.

Malacology : review of literature for 1887 ; COLLIN & KOBELT.

Mollusca ; LANKESTER.

* Fossil forms are indicated by a dagger (†).

- Mollusca*, American ; COCKERELL (5).
 Revision of British *Mollusca* ; NORMAN (1).
Mollusca : list of British forms ; COCKERELL (1).
 List of British *Mollusca* ; *id.*
Mollusca, list from Malham, Yorkshire ; COLLINGE (7).
Mollusca obtained off S.W. coast of Ireland ; BOURNE (1).
 Land Molluscs of Puffin I. ; LEICESTER.
Mollusca of the Congo ; DUPONT ; DAUTZENBERG.
Mollusca of Fernando Noronha ; SMITH, *vide* RIDLEY.
 †Shells from beds of Madagascar ; NEUMAYR.
Mollusca from Lake Tanganyika, with figs. ; BOURGUIGNAT.
Mollusca in captivity : WATERS.
 Edible *Mollusca* ; LOCARD (1).
 †*Mollusca* : fossil forms from Japan ; NAUMANN & NEUMAYR.
Mollusca : parentage ; GIARD.
Mollusca : communication of the body-cavity and circulatory system with the exterior ; JOURDAIN.
Mollusca : epipodium, with figs. : PELSENEER (5).
Mollusca : sense organs of the mantle ; RAWITZ (1) ; THIELE.
Mollusca : variation ; WILLIAMS (4) ; COCKERELL (3).

CEPHALOPODA.

General.

- Cephalopods : arm ; PELSENEER (7).
 †*Cephalopoda* : types of fossil specimens in Bristol Museum ; WILSON, (2) pp. 369 & 414.
 †Cephalopods of Upper Jura of Poland ; SIEMIRADZKI (2).

CEPHALOPODA DIBRANCHIATA.

OCTOPODA.

- †*Fimbria semireticulata*, n. sp., p. 97, pl. iii, fig. 5 ; PARONA.
 †*Todaropsis*, n. g., *T. veranyi*, n. sp., from Portugal ; GIRARD.

DECAPODA.

BELEMNITIDÆ.

- †*Belemnites* : new forms ; BASTIDE.
 †*Belemnites josephinae*, n. sp., p. 465, with woodcuts ; *id.*
 †*Belemnites* : classification of Upper Jurassic and Lower Chalk forms ; NEUMAYR, p. 8.
 †*Belemnites* of inferior Tithonique Beds ; TOUCAS.

CEPHALOPODA AMMONEA.

General.

- †*Aptychus columbi*, n. sp., p. 188, pl. xxviii, fig. 11 ; FELIX.
 †*Ammonites* from Upper Jurassic : genealogy of, with tables ; SIEMIRADZKI (3).
 †*Ammonites* : new forms ; BASTIDE.
 †*Ammonites* : structure ; NIKITIN.

GONIATITIDÆ.

- †*Goniatites* from W. Australia, p. 102, pl. v, figs. 4 & 5 ; FOORD (1).

LYTOCERATIDÆ.

- †*Phylloceras ezoëense*, n. sp., p. 178, pl. xix, figs. 2a, b, c ; YOKOYAMA.
 †*P. kudernatschi* ; HAUER, p. 387, fig. 1, pl. ii. †*P. flabellum*, p. 388, fig. 2, pl. ii ; JÜSSEN.
 †*Phylloceras mediterraneum* : peristome ; HAUG.

STEPHANOCERATIDÆ.

- †*Ancylloceras rasgradi*, n. sp., p. 338, pl. i, fig. 8 ; TOULA. †*A. wethuae*, n. sp., p. 189, pl. xxviii, fig. 19 ; FELIX.
 †*Anisoceras haradanum*, n. sp., p. 182, pl. xx, fig. 5. †*A. subquadratum*, n. sp., p. 182, pl. xx, fig. 4. †*A. subundulatum*, n. sp., p. 183, pl. xx, figs. 6, 7, & 7a ; YOKOYAMA.
 †*Aspidoceras insigne*, n. sp., p. 82, pl. xvii ; WHITEAVES.
 †*Baculites heberti*, n. sp., p. 181 ; MAYER-EYMAR (4).
 †*Cosmoceras*, n. sp. ; SIEMIRADZKI (1) p. 171. *C. lithuanicum*, n. sp. ; *id.* p. 172. *C. grewingki*, n. sp. ; *id.* p. 173.
 †*Crioceras edouardi*, n. sp., from Cretaceous, p. 462, pl. xi ; BASTIDE.
 †*C. mathewsi*, pl. vi, figs. 2a, b ; PAVLOW (1). †*C. suessi*, n. sp., p. 338, pl. ii, fig. 1 ; *C.*, n. sp., pl. iii, fig. 1, p. 338, pl. iii, fig. 2, p. 338 ; TOULA.
 †*Hoplites otomitli*, n. sp., p. 182, pl. xxviii, fig. 4 ; †*H. tlachiacensis*, n. sp., p. 184, pl. xxviii, fig. 5 ; †*H. tenochi*, n. sp., p. 186, pl. xxviii, pl. xxix, fig. 1 ; †*H. xipei*, n. sp., p. 187, pl. xxviii, fig. 6 ; †*H. castilloi*, n. sp., p. 182, pl. xxxviii, fig. 8 ; FELIX.
 †*Olcostephanus blaki*, n. sp., p. 115, pl. ii, figs. 4 & 5. †*O. swindonensis*, n. sp., p. 116, pl. ii, fig. 6 ; †*O. stenomphalus*, n. sp., p. 117, pl. iii, figs. 1 & 10 ; PAVLOW (2). †*O. discofalcatus*, pl. vi, figs. 1a, b ; †*O. decheni*, pl. vi, fig. 3 ; *id.* (1). †*O. zirkeli*, n. sp., p. 182, pl. xxix, fig. 2 ; FELIX.
 †*Perisphinctes dunikowskii*, n. sp., pp. 77 & 78 ; SIEMIRADZKI (3). †*P. gevreyi*, n. sp., p. 583, pl. xiv, fig. 5 ; †*P. pouzinsensis*, n. sp., p. 584, pl. xiv, 1890. [VOL. XXVII.]

fig. 6, p. 598, pl. xvi, fig. 3 ; TOUCAS. †*P. gybsensis*, n. sp., p. 394, pl. ii, fig. 4 ; †*P. seminudus*, n. sp., p. 396, pl. ii, fig. 6 ; JÜSSEN.

†*Ptychoceras pseudo-gaultinum*, n. sp., p. 181, pl. xx, figs. 1, 2, 2a, & 3 ; YOKOYAMA.

†*Stephanoceras paucicostatus*, n. sp., p. 180, pl. xxvii, figs. 17 & 17a ; FELIX.

AMMONITIDÆ.

†*Ammonites bathildæ*, n. sp., p. 464, pl. xii, from Cretaceous ; BASTIDE.
†*A. fontinalis*, n. sp., p. 241, pl. ix, fig. 1 ; HUDDLESTON.

†*Arietida* : genesis, system, &c. ; HYATT.

†*Dumortieria prisca*, n. sp., p. 236, pl. xxxvii, figs. 9-11 ; BUCKMAN.

↓†*Huddlestonia*, n. g., p. 225 ; *id.*

CERATITIDÆ.

†*Ammonites* : classification of *Ceratices* of Chalk ; DOUVILLÉ.

CEPHALOPODA TETRABRANCHIATA.

I

NAUTILIDÆ.

†*Cyrtoceras manitobense*, n. sp., p. 80, pl. xiii, figs. 3 & 4, pl. xv, fig. 4 ; WHITEAVES.

†*Discites* from W. Australia ; FOORD (1).

†*Nautilus clausus*, p. 285, fig. 14 ; †*N. perinflatus*, n. sp., p. 286, fig. 15 ; †*N. smithi*, n. sp., p. 287, fig. 16 ; †*N. burtonensis*, n. sp., p. 288, fig. 17 ; †*N. calloviensis*, p. 290, fig. 18 ; FOORD & CRICK (2). †*N. elegans*, p. 547, fig. 1 ; †*N. elegantoides*, p. 549, fig. 2 ; †*N. atlas*, p. 550 ; †*N. pseudoelegans*, p. 551, fig. 3 ; FOORD (2). †*N. elegans* : revision of group ; *id.* †*N. hunstantonensis*, n. sp., p. 401, figs. 4 & 5 ; †*N. triangularis*, p. 403 ; †*N. libanoticus*, n. sp., p. 404, fig. 6 ; †*N. bayfieldi*, n. sp., p. 405, fig. 7 ; †*N. (Hercoglossa) danicus*, p. 407, fig. 8 ; †*N. (H.) cassinianus*, n. sp., p. 409, fig. 9 ; †*N. lineolatus*, n. sp., p. 393 ; †*N. (H.) aganiticus*, p. 394, fig. 1 ; †*N. (H.) franconicus*, p. 395, fig. 2 ; †*N. (H.) portlandicus*, n. sp., p. 397, fig. 3 ; FOORD & CRICK (3). †*N. ornatus*, n. sp., p. 273, fig. 7 ; †*N. lineatus*, p. 275, fig. 8 ; †*N. pseudolineatus*, n. sp., p. 277, fig. 9 ; †*N. glaber*, n. sp., p. 279, fig. 10 ; †*N. obesus*, p. 279, fig. 11 ; †*N. inornatus*, p. 281, fig. 12 ; †*N. multiseptatus*, n. sp., p. 283, fig. 13 ; *id.* (2). †*N. simillimus*, n. sp., p. 267, fig. 1 ; †*N. jourdani*, p. 267, fig. 2 ; †*N. terebratus*, p. 269, fig. 3 ; †*N. robustus*, n. sp., p. 271, fig. 5 ; †*N. fischeranus*, n. sp., p. 272, fig. 5 ; *id.* (2).

- +*Nautilus*, n. sp., with fig., Jurassic; FOORD & CRICK (1).
Nautilus polygonalis: muscular impressions, with fig.; *id.* (1).
Nautilus: respiratory organs, with figs.; JOUBIN.
 +*Oncoceras magnum*, n. sp., p. 79, pl. xv, fig. 1; +*O. gibbosum*, n. sp., p. 80, pl. xv, figs. 2 & 3; WHITEAVES.
 +*Orthoceras*, p. 102, pl. iv, fig. 3; FOORD (1).
 +*Orthoceras*, from W. Australia; *id.* (1).
 +*Orthoceras (Actinoceras) daytonensis*, n. sp., p. 286, pl. viii, fig. 6; +*O. (A.) youngi*, n. sp., p. 284, pl. viii, fig. 3; +*O. (A.) latanunmmulatus*, n. sp., p. 285, pl. viii, fig. 4; +*O. (A.) turgidanunmulatus*, n. sp., p. 285, pl. viii, fig. 7; FOERSTE. +*O. (Cycloceras) novacarlisensis*, n. sp., p. 281, pl. v, fig. 25, pl. viii, fig. 1; *id.* +*O. (Euorthoceras?) ignotum*, n. sp., p. 279, pl. vii, fig. 4; +*O. (E.?) rhythmoides*, n. sp., p. 279, pl. viii, fig. 5; +*O. (E.?) hanoverensis*, n. sp., p. 280, pl. vi, fig. 6; *id.* (1).
 +*Orthoceras (Kionoceras) crawfordi*, n. sp., p. 284, pl. v, fig. 26; *id.* (1).
 +*Poterioceras nobile*, n. sp., p. 77, pl. xiv, fig. 1; +*P. apertum*, n. sp., pl. xiv, figs. 2-4; WHITEAVES.
 +*Solenocheilus latiseptatus*, with fig., muscular impressions; FOORD & CRICK (1).
 +*Trochoceras Mc charlesi*, n. sp., p. 81, pl. xvi; WHITEAVES.

PTEROPODA.

General.

- Pteropoda* from Cambrian of W. Australia; FOORD (1).
 Pteropods from St. Helena: SMITH (7).
 +*Salterella curvatus*, n. sp., p. 34, pl. ii, fig. 27; SHALER & FOERSTE.
 +*Tentaculites cretaceus*, n. sp., p. 600, pl. xxii, figs. 8 & 9; BLANCKENHORN (1).

CONULARIIDÆ.

- +*Conularia* sp., p. 774, pl. xix, fig. 6; OEHLERT.
 +*Conularia triadica*, n. sp., from Trias, near Vienna; BITTNER.

CAVOLINIIDÆ.

- +*Balantidium stabelliforme*, n. sp., p. 598, pl. xxii, figs. 1 & 16; +*B. amphoroides*, n. sp., p. 598, pl. xxii, fig. 2; BLANCKENHORN (1).
 +*Vaginella labiata*, n. sp., p. 598, pl. xxii, figs. 3a & 3b; +*V. rotundata*, n. sp., p. 599, pl. xxii, figs. 4a & 4b; *id.* (1).

HYOLITHIDÆ.

- † *Hyolithus acutus*, p. 767, pl. xxx, from the Under Silurian ; REMELÉ.
 † *H. quadricostatus*, n. sp., p. 31, pl. ii, fig. 15 ; SIALER & FOERSTE.

GASTEROPODA.

General.

- Gastropods : faculty of homing ; KEW.
Gasteropoda : pericardial gland, with figs. ; GROBEN.
Gasteropoda Prosobranchiata : structure ; FISCHER & BOUVIER.
 † *Gasteropoda* : type fossils in Bristol Museum, pp. 369-371 & 414 ;
 WILSON, E.
 † *Gasteropoda* : track of a Gastropod Mollusc in the Carboniferous of
 Rhode I. ; PACKARD.

GASTEROPODA PULMONATA.

TESTACELLIDÆ.

- Aërope beyrichi*, n. sp., p. 85, from Pondoland ; MARTENS (2).
Aërope caffra : anatomy, with figs. ; PILSBRY (8).
 † *Ammonoceras* (Lamarck) ; FISCHER (5).
Daudebardia rufa : anatomy : PLATE.
Cystopelta : anatomy ; suggested affinity with *Helicarion* ; HEDLEY (2).
Ennea enigmatica, n. sp., p. 164, pl. vii, fig. 11 ; *E. soror*, n. sp., p. 164,
 pl. vi, fig. 12 ; *E. subhyalina*, n. sp., p. 165, pl. vi, fig. 13 ; *E. subflavescens*,
 n. sp., p. 165, pl. vi, fig. 14 ; *E. amicta*, n. sp., p. 165, pl. vi, fig. 15 ; *E.*
lendia, n. sp., p. 166, pl. vi, fig. 16 ; *E. microstoma*, n. sp., p. 166, pl. vi,
 fig. 17 ; *E. peculiaris*, n. sp., p. 167, pl. vi, fig. 18 : from S. Africa ;
 SMITH (6). *E. (Diaphora) eutrachela*, n. sp., p. 192, pl. vii, fig. 3 ; *E. (D.)*
devians, n. sp., p. 193, pl. vii, fig. 4, from Cebu ; MÖLLENDORFF (1).
E. hanningtoni, n. sp., p. 161, pl. vi, fig. 4 ; *E. newtoni*, n. sp., p. 161,
 pl. vi, fig. 5 ; *E. fortidentata*, n. sp., p. 162, pl. vi, fig. 6 ; *E. consanguinea*,
 n. sp., p. 162, pl. vi, fig. 7 ; *E. curvilamella*, n. sp., p. 163, pl. vi, fig. 8 ;
E. consociata, n. sp., p. 163, pl. vi, fig. 9 ; *E. æquidentata*, n. sp., p. 163,
 pl. vi, fig. 10 : from S. Africa ; SMITH (6).
Gibbus (Gonidomus) breviculus, n. sp., p. 161, pl. vi, fig. 3, from S.
 Africa ; *id.* (6).
Glandina : catalogue of Cuba forms, pp. 173-179 ; CROSSE (2).
Streptaxis mamboiensis, n. sp., p. 110, pl. vi, fig. 1 ; *S. ordinarius*, n. sp.,
 p. 160, pl. vi, figs. 2 & 2a : from S. Africa ; SMITH (6).

Streptostele horei, n. sp., p. 95 ; *S. simplex*, n. sp., p. 96 : Central Africa ; SMITH (5).

Streptostyla from Cuba : list, p. 179 ; CROSSE (2).

Testacella maugaei compared with *T. haliotideae* ; POLLONERA (5).

LIMACIDÆ.

Amalia gracilis in Italy ; POLLONERA (3). *A. pallidula*, n. subsp. ; COCKERELL (4).

Agriolimax oertzeui, n. sp., p. 17, figs. 3, 11, 12, & 13, Greece ; SIMROTH (3).

Notes on slugs, with *Agriolimax costaricensis*, n. subsp., p. 279, and *Amalia pallidula*, n. subsp., p. 286 ; COCKERELL (4).

Atoxon, n. g. ; *A. hildebrandti*, n. sp., p. 58, pl. iii, fig. 14 ; *A. schulzei*, n. sp., p. 58, pl. iii, figs. 1 & 15 ; *id.* (2).

Bensonia radulella, n. sp., from Philippines, p. 199 ; *B. carinata*, n. sp., *id.*, p. 200 ; *B. lima*, n. sp., *id.*, p. 200 ; MÖLLENDORFF (3).

Buettneria, n. g. ; *B. leuckharti*, n. sp., p. 59, pl. iii, figs. 3, 7, & 16 ; *id.* (2).

Dendrolimax greeffi, n. sp., p. 60, pl. iv, figs. 1 & 2 ; *id.* (2).

Euplecta (Pareuplecta) marginata, n. sp., p. 302, pl. vii, fig. 7, from I. of Cebu ; *id.* (1).

Euplecta kochiana, n. sp., from Philippines, p. 199 ; *id.* (3).

Helicarion adolphi, n. sp., p. 138, pl. v, figs. 1 & 1a-c, from Java ; BËTTGER (4).

Helicarion (Austenia) feæ, n. sp., p. 313, pl. ix, figs. 1 & 7, from Birmania ; CANEFRI.

Helix (Trochonanina) pretoriensis, n. sp., p. 469, from S. Africa ; MELVILL & PONSONBY.

Hemitrichia, from Philippines ; MÖLLENDORFF (2).

Hyalimæx andamanicus, n. var. *punctulatus*, p. 389, Britain ; COCKERELL (4).

Hyalinia (Polita) berysensis, n. sp., from Syria ; NAEGELE. *H. calderonii*, n. sp., p. 115 ; *H. sevillensis*, n. sp., p. 115 ; WESTERLUND (1). *H. lasti*, n. sp., p. 150, pl. v, figs. 1 & 1a ; *H. eminiiana*, n. sp., p. 150, pl. v, fig. 2 ; *H. hanningtoni*, n. sp., p. 151 ; *H. depressia*, n. sp., p. 151, from S. Africa ; SMITH (6).

Hyalinia from Cebu, pp. 180 & 181 ; CROSSE (2).

Kaliella javana, n. sp., p. 142, pl. v, figs. 4 & 4a-b, from Java ; BËTTGER (4).

Lamprocystis badia, n. sp., p. 206, pl. vii, fig. 8 ; *L. imitatrix*, n. sp., p. 207, pl. vii, fig. 9, I. of Cebu ; MÖLLENDORFF (1).

Limacella confusa, n. sp., p. 384 ; *L. formosensis*, n. subsp., p. 384 ; *L. chinensis*, n. sp., p. 386, British Isles ; COCKERELL (4).

Limax cellarius, *L. subalpinus*, *L. dacampi*, *L. corsicus* : nomenclature ; POLLONERA (2). *L. corsicus*, var. *Ciminensis*, from Corsica ; *id.* (4). *L. flavus*, n. var., from Banbury ; COLLINGE (4). *L. maximus* : origin and development of nervous system ; HENCHMAN. *L. queenslandica*, Hedley,

= *Agriolimax laevis*, Müller, and possibly *L. varotonganus*, Heyn., from Brisbane; HEDLEY (1).

Macrochlamys kochi, n. sp., p. 201, pl. vii, fig. 6, I. of Cebu; MÖLLENDORFF (1).

Macrocyclus from Cuba, p. 180; CROSSE (2).

Malacolimax brondelianus, *M. raymondianus*: general anatomy, from Algeria; POLLONERA (1).

†*Nanina (Omphaloptyx)*, n. sp., p. 123, pl. ii, figs. 12 & 12*b*; †*N. eurydice*, n. sp., p. 122, pl. iii, figs. 8 & 9; †*N. (Discus) patellina*, n. sp., p. 123, pl. ii, figs. 17 & 17*b*; OPPENHEIM (2).

Nanina ruschenbergeri, n. sp., p. 186, with figs., from East India; PILSBRY (12). *N. ruschenbergeri*, n. sp., Lin-Kin Is.; *id.* (6).

‡*Phaneropus*, n. g., *P. reinhardtii*, n. sp., p. 61, pl. iii, figs. 2, 4, & 17; SIMROTH (2).

Sitala bandongensis, n. sp., p. 141, pl. v, figs. 3 & 3*a-b*, from I. of Java; BÆTTGER (4). *S. trifilaris*, n. sp., from China, p. 33; GREDLER (1).

‡*Trichotoxon*, n. g., *T. heyneimanni*, n. sp., p. 54, pl. iii, figs. 6, 8, 10-13; SIMROTH (2).

Trochonanina mamboinensis, n. sp., p. 151, pl. v, fig. 3; *T. episcopalis*, n. sp., p. 152, pl. v, fig. 4, from S. Africa; SMITH (6). *T. multicarinata*, n. sp., p. 141, pl. v, figs. 2 & 2*a-c*, from Java; BÆTTGER (4).

Vitrina birnanica, n. sp., p. 317, from Birmania; CANEFRI. *V. cingulata*, n. sp., p. 466; *V. zonamydra*, n. sp., p. 467, S. Africa; *V. huttoniae*, n. vars. *rufofilosa*, *meridionalis*, and *alvicola*, pp. 467 & 468, S. Africa; MELVILL & PONSONBY.

Vitrina pellucida: notes on habits; COLLINGE (2).

Vitrina: species with many figs.; anatomy; SIMROTH (2).

Vitroconus glaber, n. sp., from Philippines, p. 201; *V. saturalis*, n. sp., p. 201, from Philippines; MÖLLENDORFF (3). *V. quadrasi*, n. sp., p. 196, pl. vii, fig. 5, from Cebu; *id.* (1).

Zonites carolinensis, n. sp., from Colorado; COCKERELL (5). *Z. simpsoni*, n. sp., p. 412, pl. xii, figs. 8, 9, & 10; *Z. selenitoides*, n. sp., p. 413, pl. xii, figs. 13, 14, & 15, America; PILSBRY (7). *Z. shimckii*, n. sp., p. 297, pl. v, figs. 9-11, America; *id.* (1, 4). *Z. glaber* at Penistone; ADAMS (4).

Revision of Palearctic forms; POLLONERA (7).

HELICIDÆ.

Amphidromus rhombostomus, Siam; MORLET.

Anadenus cockerelli, n. sp., California; HEMPHILL (2).

Arion ater: colour of eggs and young; GAIN.

Arion minimus (a British Slug); SCHARFF.

Arion pascalianus, *A. piscatus*, *A. molleri*: nomenclature; POLLONERA (2). *A. subfuscus*; LOENS: at Ingleton; COLLINGE.

Bulimus acutus in Cumberland; ROEBUCK (1).

Bulimus fulminans (Nyst.): note on; SOWERBY.

Bulimus superstriatus, n. sp., p. 578, pl. lvi, fig. 9; *B. salteri*, n. sp., p. 578, pl. lvi, fig. 4; SOWERBY.

Bulimus (Tomigerus) ramagei, n. sp., p. 500, pl. xxx, fig. 8, from Fernando Noronha; SMITH, *vide* RIDLEY.

Campylæa cingulata, Studer, and its varieties; POLLONERA (6).

Chloritis leytensis, n. sp., from Philippines, p. 203; MÜLLENDORFF (3).

Cochlostyla saranganica, n. sp., from Philippines, p. 204; *C. erythrospira*, n. sp., *id.* p. 204; *C. kobelti*, n. sp., *id.* p. 205; *C. schadenbergi*, n. sp., *id.* p. 205; *C. amalia*, n. sp., *id.* p. 206: from Philippines; *id.* (3).

†*Dentello caracolus*, n. sp. & subg. of *Helix*, p. 118; †*H. (D.) antigone*, n. sp., p. 119, pl. i, figs. 7 a-c; OPPENHEIM (2).

Geomalacus tournieri, n. sp., p. 38; POLLONERA (7).

Helicidae from China and Japan; SCHMACKER & BËTTGER.

Helix from Cuba: list, pp. 182-200; CROSSE (2).

Helix (Aegista) kobensis, n. sp., Japan, p. 135; SCHMACKER & BËTTGER.

Helix aggiei, n. sp., Solomon Is.; HEIMBURG.

Helix albolabris var. *maritima*, with woodcut of teeth and genitalia; PILSBRY (13).

Helix aninodata, n. sp., from China, p. 36; GREDLER (1).

Helix aspersa: cystic gonads; WILLIAMS (1).

Helix aspersa: parasitic castration; GARNAULT (1).

Helix ayresiana, new locality, Anacapo I.; YATES.

†*Helix (Chloræa) proserpina*, n. sp., p. 121, pl. i, figs. 8a & 8a-d; OPPENHEIM (2).

Helix (Corasia) woodfordii, n. sp., p. 578, pl. lvi, fig. 6; SOWERBY.

Helix fusca in Staffordshire; BURROWS.

Helix (Geotrochus) horderi, n. sp., p. 577, pl. lvi, fig. 1; SOWERBY.

Helix (Hemitrochus) streatori, n. sp., p. 413, pl. xv, fig. 1, from America; PILSBRY (7).

Helix lamellata in Ireland; DELAP.

Helix lamellata at Stafford; ADAMS (3).

Helix lamellata in Staffordshire; BURROWS.

†*Helix latebrosa*, n. sp., p. 8, pl. i, figs. 8 & 8a; †*H. instrumosa*, n. sp., p. 9, pl. i, figs. 7 & 8b; †*H. crusta*, n. sp., p. 9, pl. i, figs. 4, 4a, 4b, 6e, & 6f; †*H. diespiter*, n. sp., p. 10, pl. i, figs. 1 & 1a; †*H. direpta*, n. sp., p. 10, pl. i, figs. 7a & 7b; †*H. haruspica*, n. sp., p. 11, pl. i, figs. 7c & 7d; †*H. adammis*, n. sp., p. 12, pl. i, figs. 5 & 5a; DALL (1).

Helix (Macularia) punctata: gonad; WILLIAMS (1).

Helix mitchelliana: extinction in Ohio; MCCREERY.

Helix nemoralis with abnormal peristome; BALLÉ (1).

Helix obvia in N. Germany; MARTENS (4).

Helix (Ophiogyra) quinquelinata, p. 500, pl. xxx, figs. 7 & 7c, from Fernando Noronha; SMITH, *vide* RIDLEY.

†*Helix (Patula) recurrenta*, n. sp., p. 123, pl. ii, figs. 13 & 13b; OPPENHEIM (2).

Helix (Pella) crawfordi, n. sp., p. 469, from S. Africa ; MELVILL & PONSONBY.

Helix pisana in Oxfordshire ; COLLINGE (1).

Helix pisana var. *tenuis*, Tenby ; TAYLOR (1).

Helix (Planispira) deaniana, n. sp., p. 188, from New Guinea ; FORD (1).

Helix pomatia : physiological chemistry ; LEVY.

Helix queckenfeldti, n. sp., from Sicily ; MARTENS (1).

Helix rufescens : dart sac ; COLLINGE (1)

Helix sepulchralis from Férussac ; CROSSE & FISCHER (5).

Helix (Xerophila) bibanensis, n. sp., p. 26 ; *H. hodnae*, n. sp., p. 26 ; *H. mitidjana*, n. sp., p. 26 ; *H. micropristis*, n. sp., p. 27 ; *H. agona*, n. sp., p. 27 ; *H. cyclostremoides*, n. sp., p. 28 ; *H. apiculiformis*, n. sp., p. 28 ; *H. (X.) bousqueti*, n. sp., p. 131 ; *H. fabriesi*, n. sp., p. 133 ; *H. tenuisculpyta*, n. sp., p. 134 ; WESTERLUND (1).

Leucochroa adanensis, n. sp., from Syria ; NAEGELE.

Mesodon major, n. sp., with woodcut, p. 190, U. S. A. ; BINNEY.

Obbina platyzona, n. sp., from Philippines, p. 203 ; MÖLLENDORFF (3).

† *Prothelidomus*, n. subg., † *H. (P.) vicentina*, n. sp., p. 121, pl. i, figs. a-c ; OPPENHEIM (3).

Patula from Cuba, p. 181 ; CROSSE (2).

Patula pallens, n. sp., from China, p. 35 ; GREDLER (1).

Snails : colouring and banding ; WILLIAMS (3).

† *Trigonostoma suffthomasi*, n. sp., p. 44, pl. ii, fig. 3 ; DALL (1).

Trochomorpha battgeri, n. sp., from Philippines, p. 201 ; *T. stenogyra*, n. sp., from Philippines, p. 202 ; MÖLLENDORFF (3). *T. concolor*, n. sp., p. 143, pl. v, figs. 6 & 6a-c ; *T. strubelli*, n. sp., p. 143, pl. v, figs. 5a-c, from Java ; BETTGER (4). *T. godeti*, n. sp., p. 578, pl. lvi, fig. 10 ; SOWERBY. *T. pulcherrima*, p. 288, pl. iii, fig. 13, from Philadelphia ; HARTMAN.

ORTHALICIDÆ.

Liguus from Cuba, p. 201 ; CROSSE (2).

Orthalicus from Cuba, p. 201 ; *id.* (2).

BULIMULIDÆ.

Anctus pilsbryi, n. sp. ; FORD (2).

Bulimulus from Cuba, p. 200 ; CROSSE (2).

† *Bulimulus eocinus*, n. sp., p. 124, pl. ii, figs. 1-4 ; *B. marcellanus*, n. sp., p. 124, pl. ii, figs. 5 & 5a. *B. (Plectostylus?) deperditus*, n. sp., p. 125, pl. iii, figs. 11 & 11a ; OPPENHEIM (2). *B. ragsdalei*, n. sp. ; PILSBRY (10). *B. ragsdalei*, p. 296, pl. v, fig. 3, America ; PILSBRY (1).

Bulimus exilis : variations ; SHARP.

Bulimus (Bulimulus) ridleyi, n. sp., p. 501, pl. xxx, fig. 9, Fernando Noronha ; SMITH, *vide* RIDLEY.

CYLINDRELLIDÆ.

† *Cylindrella floridana*, n. sp., p. 13, pl. i, fig. 6a ; DALL (1).

Cylindrella from Cuba, list, pp. 209-243 ; *C. ellioti*, diagnosis, p. 212 ; CROSSE (2).

Macroceramus from Cuba, pp. 202-209 ; *id.* (2).

Pineria from Cuba, p. 202 ; *id.* (2).

BULIMINIDÆ.

Bulimus bernieri, n. sp., p. 284, pl. iii, fig. 2 ; *B. ruga*, n. sp., p. 284, pl. iii, fig. 1 : from Philadelphia ; HARTMAN.

Bulimus (*Buliminus* ?) *gomezi*, n. sp., p. 580, pl. lvi, fig. 8 ; *B.* (*Buliminus* ?) *hanningtoni*, n. sp., p. 580, pl. lvi, fig. 7 ; *id.* *B.* (*B.*) *subolivaceus*, n. sp., p. 156, S. Africa ; SMITH (6).

Bulimus (*Cerastus*) *emini*, n. sp., p. 154, pl. v, fig. 8 ; *B.* (*C.*) *kidetensis*, n. sp., p. 155, pl. v, fig. 9 ; *B.* (*C.* ?) *uniplacatus*, p. 155, pl. v, fig. 10 ; *B.* (*C.* ?) *introversus*, n. sp., p. 155, pl. v, fig. 11 ; *B.* (*C.*) *mamboinensis*, n. sp., p. 153, pl. v, fig. 7 ; *B.* (*C.*) *lasti*, n. sp., p. 154, pl. v, fig. 8 : S. Africa ; SMITH (5).

Bulimus (*Hapalus*) *subvirescens*, n. sp., p. 156, pl. v, fig. 13 ; *B.* (*H.*) *disparilis*, n. sp., p. 156, pl. v, fig. 13 ; *B.* (*H.*) *associatus*, n. sp., p. 157, pl. v, fig. 14 : S. Africa ; SMITH (6).

Bulimus (*Rhachis*) *usugaricus*, p. 152, pl. v, fig. 5 ; *B.* (*R.*) *quadrilinguatus*, n. sp., p. 153, pl. v, fig. 6 : from S. Africa ; SMITH (6).

Partula kubaryi, n. sp., p. 284, pl. iii, fig. 3, from Philadelphia ; HARTMAN. † *P. vicentina*, n. sp., p. 125, pl. ii, figs. 10 & 10b ; OPPENHEIM (3).

PUPIDÆ.

Alinda biplicata in Austria ; TSCHAPECK.

Clausilia almae, n. sp., p. 54, fig. 7 ; *C. chelidromia*, n. sp., p. 55, fig. 8 ; Greece ; BÆTTGER (1). † *C. depertita*, n. sp., p. 128, pl. iv, fig. 8 ; † *C. nerinea*, n. sp., p. 128, pl. v, figs. 8-8c ; OPPENHEIM (2). *C. dupouxi*, n. sp., and *C. staudingeri*, n. sp., from Syria ; NÆGELE & BÆTTGER. *C. infantilis*, n. sp., from China, p. 37 ; GREDLER (1). *C. proteus*, n. sp., p. 49 ; *C. freytagi*, n. sp., p. 39, fig. 2 ; *C. ærtzeni*, n. sp., p. 42, fig. 3 ; *C. eumeus*, n. sp., p. 47, fig. 4 ; *C. dorica*, n. sp., p. 51, fig. 6 : from Greece ; BÆTTGER (1). *C. rolphi* at Well Vale ; ROEBUCK (2). *C.* species from Greece ; BÆTTGER (1). *C. sporadica*, n. sp., p. 58, fig. 9, from Greece ; *id.* (1).

Clausilia : nomenclature of the oral folds in shell ; SMITH & WOODWARD.

† *Clausilia* (*Acrotoma*) *marcellana*, n. sp., p. 128, pl. v, figs. 6 & 6b ; OPPENHEIM (2).

† *Clausilia* (*Disjunctaria*) *exarata*, n. sp., p. 127, pl. iv, figs. 9-9b ; *id.* (2).

Clausilia (*Euphædusa*) *crobylodes*, n. sp., China, p. 114 ; *C.* (*E.*) *parietaria*, n. sp., from China, p. 18 ; SCHMACKER & BÆTTGER.

Clausilia (Hemiphædusa) ringens, n. sp., China, p. 23; *C. (H.) strictilabris*, n. sp., China, p. 25; *C. (Formosana) albopapillata*, n. sp., China, p. 21; *C. (Garnieria) schombergi*, n. sp., China, p. 27; *iid.*

†*Clausilia (Oospira) pugniellensis*, n. sp., p. 127, pl. iv, figs. 6 & 7; OPPENHEIM (2).

†*Clausilia (Phædusa) inæxpleta*, n. sp., p. 128, pl. v, figs. 1 & 1a; *id.* (2).

†*Clausilia (Phædusa) silenus*, n. sp., p. 129, pl. v, figs. 2-2a & 4-4a; †*C. (Emarginaria) exsecrata*, n. sp., p. 129, pl. v, figs. 5-5d; OPPENHEIM (2).

Clausilia (Pseudonenia) salacana, n. sp., p. 149, pl. vi, figs. 2 & 2a-b, from Java; BETTGER (4).

Pseudobalea from Cuba, p. 243; CROSSE (2).

Pupa : 2 new forms; MALTZAN. *P.* from Cuba, p. 250; *id.* (2).

Pupa calamitosa, n. sp., p. 411, pl. xii, figs. 16 & 17; *P. sterki*, n. sp., p. 412, pl. xii, figs. 2 & 3, America; PILSBRY (7). *P. holzingeri*, Sterki, p. 414, pl. xii, figs. 4-7, America; *id.* (7). *P. hordeacella*, n. sp., pl. i, figs. g-k, America; *id.* (9). *P. solitaria*, n. sp., p. 501, pl. xxx, figs. 10 & 10a, from Fernando Noronha; SMITH, *vide* RIDLEY. *P. syngenes*, n. sp., p. 296, pl. v, figs. 1 & 2, America; PILSBRY (1). *P. dalliana*, n. sp., America, p. 19; STERKI (2). *P. hemphilli*, n. sp., America, p. 27; *id.* (1). *P. syngenes*, n. sp., U. S. A.; PILSBRY (4). *P. clementina*, n. sp., California; STERKI (3). *P. pilsbryana*, n. sp., Arizona, p. 123; *id.* (1). *P. (Vertigo) eggeri*, n. sp., from Tyrol; GREGLER (3). *P. ringens*, in Pembroke-shire; FALLOON (1).

†*Pupa (Paracriticula) umbra*, n. sp., p. 126, pl. iii, figs. 10-10b; OPPENHEIM (2).

†*Strophia anodonta*, n. sp., p. 13, pl. i, figs. 8c & 8d; DALL (1).

†*Strophia floridana*, p. 13, pl. i, fig. 6; *id.* (1).

Strophia from Cuba, p. 252; CROSSE (2).

Vertigo callosa, n. sp., p. 31; *V. binneyana*, n. sp., p. 33; *V. oscariana*, n. sp., p. 33; *V. rugosula*, n. sp., p. 34; America; STERKI (4).

Vertigo from Cuba, p. 281; CROSSE (2).

STENOGYRIDÆ.

Achatina from Zanzibar; SEMPER.

Achatina : list of species from S. Africa, and *A. burnupi*, n. sp., p. 393; SMITH (6).

Achatina barriana, n. sp., p. 579, pl. lvi, fig. 2; *A. smithi*, n. sp., p. 579, pl. lvi, fig. 3; *A. lintera*, n. sp., p. 580, pl. lvi, fig. 11; SOWERBY.

Cionella (from Crone), p. 250; CROSSE (2).

Cionella subsaccata, n. sp., p. 48; *C. tenella*, n. sp., p. 48; *C. westerlandiana*, n. sp., p. 49; WESTERLUND (1).

Geostilbia from Cuba, p. 250; CROSSE (2).

Glandinella from Cuba, p. 248; *id.* (2).

Glessula cornea, n. sp., p. 148, pl. v, figs. 9 & 9a, from Java; BETTGER (4).

Linicolaria guinaica, n. sp., Equatorial Africa, p. 66, pl. i, fig. 2; *L. vignoniana*, Equatorial Africa, p. 65; MORELET.

Melaniella from Cuba, p. 249; CROSSE (2).

Obeliscus sanctæ-helenæ, n. sp., p. 275, pl. xxiii, fig. 17; *O. (Syrnola) pumilio*, n. sp., p. 275, pl. xxii, fig. 3; SMITH (8).

Opeas from Cuba, p. 245; CROSSE (2).

Stenogyra from Cuba, p. 244; *id.* (2).

Stenogyra (Opeas) stenostoma, n. sp., p. 160, pl. v, fig. 20, from S. Africa; SMITH (6).

Stenogyra (Subalina) subcarinifera, n. sp., p. 157, pl. v, fig. 15; *S. (S.) mamboiensis*, n. sp., p. 158, pl. v, fig. 16; *S. (S.) usagarica*, p. 158, pl. v, fig. 17; *S. (S.) lasti*, p. 158, pl. v, fig. 18; *S. (S.) emini*, p. 159, pl. v, fig. 19; *S. (S.) intermedia*, n. sp., Taylor, from S. Africa; *id.* (6). *S. sowerbyana*, n. sp., Equatorial Africa, p. 67; MORELET.

Spiraxis from Cuba, p. 248; CROSSE (2).

Subalina from Cuba, p. 247; *id.* (2).

SUCCINEIDÆ.

Succinea from Cuba, p. 255; CROSSE (2).

Succinea goelahensis, n. sp., sub-fossil from Sahara; FISCHER (6).

ATHORACOPHORIDÆ.

Athoracophoridae; species with figs; SIMROTH (2).

VAGINULIDÆ.

✓ *Leonardia*, n. g.; *L. nevilleiana*, n. sp., p. 332, pl. viii, figs. 1-3e, pl. vii, figs. 1-5, from Burmah; CANEFRI.

Vaginula from Cuba, p. 257; CROSSE (2).

Vaginula andersoniana, n. sp., p. 338, pl. vii, figs. 6 & 7; *V. proxima*, n. sp., p. 338, pl. vii, figs. 8 & 9, from Burmah; CANEFRI.

Vaginulus schivelyæ, n. sp., p. 297, pl. v, figs. 6-8, America; PILSBRY, (1).

ONCIDIIDÆ.

Oncidium pallidipes, n. sp., p. 329, from Burmah; CANEFRI.

AURICULIDÆ.

Alexia kobelti, n. sp., from Marsa-Scirocco; CARUANO-GATTO.

Blaumeria from Cuba, p. 259; CROSSE (2).

Leuconia from Cuba, p. 260; *id.* (2).

Melampus from Cuba, p. 258; *id.* (2).

Pedipes from Cuba, p. 259 ; CROSSE (2).

Plecotrema from Cuba, p. 259 ; *id.* (2).

OTINIDÆ.

Otina otis, var. *candida*, in Pembrokeshire ; FALLOON (2).

LIMNÆIDÆ.

Ancylus from Cuba, p. 262 ; CROSSE (2).

Ancylus obliquus, n. sp., p. 214, pl. iii, fig. 5a, b, c, Iowa ; SHIMEK.

A. smithi, n. sp., p. 658, pl. xix, figs. 1-3, from Australia ; COX.

Bulinus (Isidora) dybowskii, n. sp., sub-fossil from the Sahara, p. 375 ; FISCHER (6).

Gundlachia from Cuba, p. 262 ; CROSSE (2).

Limnæa from Cuba, p. 260 ; *id.* (2).

Limnæa peregra : variation ; TAYLOR (2).

Limnæa saharica, n. sp., sub-fossil from the Sahara, p. 375 ; FISCHER (6). *L. glutinosa*, near Hull ; FIERKE.

Planorbis : shell coils ; PFEFFER (2).

Planorbis : winding of shell ; IHERING (1).

Planorbis aegyptiacus, n. sp., p. 84 ; WESTERLUND (1). †*P. conanti*, n. sp., p. 20, pl. 10, figs. 1 & 1a ; DALL (1). †*P. dissioni*, n. sp., p. 21, pl. x, figs. 2 & 2a ; *id.* *P. monceti*, n. sp., p. 18, Lake Tanganyika ; BOURGUIGNAT. *P. noronhensis*, n. sp., p. 502, pl. xxx, figs. 11 & 11b, from Fernando Noronha ; SMITH, *vide* RIDLEY. †*P. tressiniensis*, n. sp., p. 130, pl. ii, figs. 18-18c ; OPPENHEIM (2). †*P. wilcoxii*, n. sp., p. 4, pl. i, figs. 6 & 6d ; DALL (1).

Planorbis from Cuba, p. 260 ; CROSSE (2).

PHYSIDÆ.

Aplecta from Cuba, p. 263 ; CROSSE (2).

†*Physa meigsii*, n. sp., p. 22, pl. 10, fig. 12 ; DALL (1).

Physa from Cuba, p. 263 ; CROSSE (2).

Physa acuta in Scotland ; JENKINS (2).

GADINIIDÆ.

†*Acroria*, n. g., p. 324, Eocene ; COSSMANN.

SIPHONARIIDÆ.

Siphonaria picta var. *?*, p. 497, pl. xxx, figs. 4 & 4b, Fernando Noronha ; SMITH, *vide* RIDLEY.

GASTEROPODA OPISTHOBRANCHIATA.

General.

Opisthobranchiata: list of Plymouth forms; GARSTANG.

OPISTHOBRANCHIATA NUDIBRANCHIATA.

General.

Cerata; HERDMAN & CLUBB.

Structure and functions of the Cerata; HERDMAN.

Nudibranchiata of Liverpool district; HERDMAN & CLUBB.

Nudibranchs of Gulf of Marseilles: zoology and anatomy; table of their relations, p. 19; VAYSSIÈRE.

Nudibranchiata of Sunda Sea; BERGH (1).

DORIDOPSISIDÆ.

Doriopsis brockii, n. sp., p. 967, pl. lxxxv, fig. 1; *D. bataviensis*, n. sp., p. 968, pl. lxxxv, fig. 2; *D. apicalis*, n. sp., pl. lxxxviii, fig. 25, from Philippines; BERGH (1).

DORIDIDÆ.

Casella rufomarginata, n. sp., p. 943, pl. lxxxv, fig. 10, pl. lxxxix, figs. 25-28, from Philippines; BERGH (1).

Ceratosoma ornatum, n. sp., p. 946, pl. lxxxix, figs. 29-31, from Philippines; *id.* (1).

Chromodoris hilaris, n. sp., p. 935, pl. lxxxvi, fig. 4, pl. lxxxvii, figs. 11-15; *C. mariana*, n. sp., p. 937, pl. lxxxviii, figs. 1 & 2, pl. lxxxix, figs. 18-22, from Philippines; *C. sannio*, n. sp., p. 939, pl. lxxxvi, fig. 3, pl. lxxxvii, figs. 1-9, from Philippines; *id.* (1). *C. scabriuscula*, n. sp., p. 160, pl. i, figs. 11-19; *C. punctilucens*, n. sp., p. 162, pl. i, figs. 4-10; *C. sycilla*, n. sp., p. 165, pl. iii, figs. 3-13, Mexico; *id.* (2). *C. sycilla*, n. sp., pl. lxxxix, figs. 3-11, from Philippines; *id.* (1).

Discodoris amboinensis, n. sp., p. 895, pl. lxxxvii, figs. 23-27, from Philippines; *id.* (1).

Phlegmodoris? anceps, n. sp., p. 169, pl. i, figs. 20-26, pl. ii, fig. 6, Mexico; *id.* (2).

Phialodoris, n. g.; *P. podotria*, n. sp., p. 908, pl. lxxxvii, figs. 34-43, Philippines; *id.* (1).

Spharodoris laevis, n. sp., p. 925, pl. lxxxviii, figs. 3-12, Philippines; *id.* (1).

Thordisa carinata, n. sp., p. 903, pl. lxxxviii, figs. 13-18, Philippines; *id.* (1).

POLY CERIDÆ.

Goniodoris : habits, migration, &c. ; GARSTANG.

Lamellidoris (?) *graeffi*, n. sp., p. 987, pl. lxxxvi, figs. 9 & 10, pl. lxxxviii, figs. 21-24, from Philippines ; BERGH (1).

Nembrotha gratiosa, n. sp., p. 177, pl. ii, figs. 1-5, pl. iii, figs. 1-4, Mexico ; *id.* (2). *N. gratiosa*, n. sp., p. 981, pl. lxxxix, figs. 39-45, Philippines ; *id.* (1).

Plocamopherus amboinensis, n. sp., p. 951 ; *P. indicus*, p. 954, pl. lxxxix, figs. 33-38, Philippines ; *id.* (1).

PHYLLIDIIDÆ.

Phyllidiopsis papilligera, n. sp., p. 176, pl. ii, figs. 7-14, Mexico ; *id.* (2).

TETHYIDÆ.

Tethys leporina, p. 156, pl. i, figs. 1-3 : anatomy, Mexico ; BERGH (2).

Tethymelibidæ. *Melibe ocellata*, n. sp., p. 882, Philippines ; *id.* (1).

TRITONIIDÆ.

Mariona arborescens, n. sp., p. 891, pl. lxxxviii, figs. 31-39 ; BERGH (1).

DENDRONOTIDÆ.

Coryphillidæ. *Hero blanchardi*, n. sp., p. 89, Marseilles ; VAYSSIÈRE.

Lomanotidæ. *Lomanotus* : habits ; GARSTANG.

ÆOLIDIIDÆ.

Acanthopsole quatrefagesi, n. sp., p. 42, Marseilles ; VAYSSIÈRE.

Amphorina alberti, var. *Leopardini*, n. sp., p. 60, Marseilles ; *id.*

Facelina marioni, n. sp., p. 49, Marseilles ; *id.*

Forestia mirabilis : anatomy, with figs. ; TRINCHESE.

Hervia berghii, n. sp., p. 52, Marseilles ; VAYSSIÈRE.

OPISTHOBRANCHIATA TECTIBRANCHIATA.

ACTÆONIDÆ.

† *Actæon* or *Avellana*, from W. Australia, p. 243, pl. ix, fig. 4 ; HUDDLESTON.

Actæon curtulus, n. sp., p. 296 ; *A. perconicus*, n. sp., p. 296, pl. xii, fig. 7, U. S. A. ; DALL (2).

Actæon semisculptus, n. sp., p. 298, pl. xxiv, fig. 8, Ascension ; SMITH (8).

† *Acteonina burensis*, n. sp., p. 7, pl. 1, fig. 2 ; † *A. greppini*, n. sp., p. 8, pl. 1, figs. 6 & 7 ; LORIOLE (1).

† *Acteonina ursicina*, n. sp., p. 167, pl. xviii, fig. 10 ; † *A. greppini*, n. sp., p. 168, pl. xviii, figs. 9 & 9b ; LORIOLE (2).

† *Cylindrites mites*, n. sp., p. 10, pl. 1, fig. 9 ; *id.* (1).

Leucotina minuta, n. sp., p. 298, pl. xxiv, fig. 9, Ascension I. ; SMITH (8).

TORNATINIDÆ.

† *Utriculus vaginatus*, n. sp., p. 16 ; DALL (1).

SCAPHANDRIDÆ.

Cylichna atlantica, n. sp., p. 297, pl. xxiv, fig. 10, Ascension ; *C. remissa*, n. sp., p. 312, pl. xxiv, fig. 20, Ascension ; SMITH (8).

Scaphander interruptus, n. sp., p. 297, pl. xii, fig. 12 ; DALL (2).

APLYSIIDÆ.

Aplysiidæ: the gland of Bohadsch ; MAZZARELLI (3).

Aplysiidæ: digestive system ; SUCCARDI.

Aplysiidæ: notes on colour ; GARSTANG.

Aplysia: blood and lymphatic gland ; CUÉNOT (1).

Aplysia: colouring matter ; SAINT-LOUP.

Aplysia: pouch of Swammerdam ; MAZZARELLI (1).

Aplysia: reproduction ; ROBERT.

Reproductive system ; MAZZARELLI (1).

Aplysia lobiancoi, n. sp. ; *id.* (2).

RINGUICULIDÆ.

† *Ringicula floridana*, p. 14, pl. iii, fig. 8 ; † *R. guppyi*, p. 14, pl. iii, fig. 7 ; DALL (1).

OXYNOËIDÆ.

Lobiger wilsoni, n. sp., p. 66, Australia ; WILSON, J. B.

UMBRELLIDÆ.

Tylodina americana, n. sp. ; DALL (5).

Umbrella corticalis, n. sp., p. 66, Australia ; WILSON, J. B.

GASTEROPODA NUCLEOBRANCHIATA.

ATLANTIDÆ.

† *Atlanta* from British waters, with plate ; M'INTOSH.

† *Eoatlanta*, n. g., p. 297, Eocene ; COSSMANN.

GASTEROPODA PROSOBRANCHIATA.

General.

Prosobranchiata: excretory apparatus; PERRIER, R.: mantle and its organs; BERNARD (1): mucous glands; *id.* (1): structure of gills; *id.* (1).

PROSOBRANCHIATA PECTINIBRANCHIATA.

CONIDÆ.

- † *Amblyacrum*, n. g., p. 291 (Eocene); COSSMANN.
 ↓ *Calliotectum*, n. subg., *C. vernicosum*, n. sp., p. 304, pl. v, fig. 8; DALL (2).
 † *Conus crusianus*, n. sp., p. 25, pl. v, fig. 12; *id.* (1).
 † *Cythara terminula*, n. sp., p. 38, pl. ii, fig. 5; *id.* (1).
 † *Daphnella cingulata*, n. sp., p. 38, pl. ii, fig. 3; † *D. modesta*, n. sp., p. 39, pl. ii, fig. 4; *id.* (1).
 † *Drillia newmani*, n. sp., p. 29, pl. iv, figs. 5 & 5a; † *D. acurugata*, n. sp., p. 32, pl. ii, fig. 12; † *D. acucincta*, n. sp., p. 32, pl. ii, fig. 11; † *D. sedilia*, n. sp., p. 33, pl. ii, fig. 1; † *D. podagrina*, n. sp., p. 33, pl. ii, fig. 9; † *D. piscator*, n. sp., p. 34, pl. ii, fig. 10; † *D. edilia*, n. sp., p. 35, pl. iii, fig. 9; † *D. bigemma*, n. sp., p. 35, pl. ii, fig. 6; *id.* (1).
 † *Glyphostoma watsoni*, n. sp., p. 40, pl. ii, fig. 7; *id.* (1).
 † *Mitromorpha cincta*, n. sp., p. 95, pl. iii, fig. 6; † *M. pygmaea*, p. 95, pl. x, fig. 3; *id.* (1).
 † *Pleurotomide* of Tertiary Basin of Vienna; HERNER.
 † *Pleurotoma albida*, p. 28, pl. iv, figs. 8 & 8a; *P. exulans*, n. sp., p. 302, pl. 5, fig. 7, U. S. A.; DALL (1). *P. leucosyrinx goodei*, n. sp., p. 300, pl. vi, fig. 1; *P. persimilis*, n. sp., p. 301, pl. vi, fig. 3; U. S. A.; *id.* (2).
Pleurotoma (Clavus) amanda, p. 255, pl. xxi, fig. 1; *P. (C.) prolongata*, n. sp., p. 255, pl. xxiii, fig. 1; *P. (C.) albobaltata*, n. sp., p. 255, pl. xxi, fig. 2: Ascension I.; SMITH (8).
Pleurotoma (Clathrella) multigranosa, n. sp., p. 258, pl. xxi, fig. 6; *P. (C.?) usta*, n. sp., p. 258, pl. xxiii, fig. 4: Ascension I.; SMITH (8).
Pleurotoma (Mangilia) atlantica, n. sp., p. 307, pl. xxiv, fig. 11, Ascension I.; SMITH (8).
 † *Pleurotomella chariessa*, var. *pistillata*, p. 41, pl. iii, fig. 3; DALL (1).
Pleurotomella cingulata, n. sp., p. 306, pl. vi, fig. 2; *P. argeta*, n. sp., p. 307, pl. vi, fig. 5; *P. (Gymnobela) agonis*, n. sp., p. 307, pl. vi, fig. 4; *P. suffusa*, n. sp., p. 308, pl. xii, fig. 10; U. S. A.; DALL (2).
 † *Trachelochetus*, n. g., p. 250 (Eocene); COSSMANN.

CANCELLARIIDÆ.

- † *Cancellaria conradiana*, n. sp., p. 42, pl. iii, fig. 13; DALL (1).

OLIVIDÆ.

†*Ancillaria ancilleps*, n. sp., p. 406, pl. xi, fig. 4 ; HEILPRIN (1). †*A. shepardi*, n. sp., p. 46, pl. iv, fig. 4 ; DALL (1).

†*Oliva semmelinki*, n. sp. ; SCHEPMAN.

†*Olivella lata*, n. sp., p. 45, pl. iv, fig. 8*b* ; DALL (1).

HARPIDÆ.

†*Harpida* : Tertiary forms from Piemonte and Liguria ; SACCO (3).

MARGINELLIDÆ.

†*Marginellida* : revision of known fossil forms, pp. 56 & 57 ; DALL (1).

†*Marginella ballista*, n. sp., p. 47, pl. iv, fig. 6 ; DALL (1). *M. (Volvaria) consanguinea*, n. sp., p. 266, pl. xxiii, fig. 11 ; *M. atomus*, n. sp., Ascension I., p. 267, pl. xxiii, fig. 13 ; SMITH (8). †*M. precursor*, n. sp., p. 47, pl. v, fig. 4 ; †*M. floridana*, n. sp., p. 49, pl. v, fig. 5 ; †*M. willcoxiana*, n. sp., p. 50, pl. v, fig. 7 ; †*M. aurora*, n. sp., p. 51, pl. vi, fig. 4*a* ; †*M. denticulata*, p. 51, pl. v, fig. 8 ; †*M. faimula*, n. sp., p. 53, pl. iv, fig. 9*b* ; †*M. elegantula*, n. sp., p. 54, pl. iv, fig. 7 ; †*M. newmani*, n. sp., p. 54, pl. iv, fig. 8 ; †*M. styria*, p. 54, pl. v, fig. 1 ; †*M. gravis*, n. sp., p. 55, pl. v, fig. 3 ; †*M. amiantula*, n. sp., p. 56, pl. v, fig. 9 ; DALL (1).

VOLUTIDÆ.

†*Cymba* subg. *Eucymba*, p. 81, pl. vii, fig. 1 ; DALL (1).

†*Eucymba ocalana*, p. 89, pl. ii, fig. 1 ; *id.* (1).

†*Lapparia*, p. 79, pl. vi, fig. 6 ; *id.* (1).

†*Liopeplum*, n. n. for *Lioderma*, Conrad, p. 73, pl. vi, figs. 12 & 12*a* ; DALL. †*L. spillmani*, n. sp., p. 82, pl. vi, fig. 12 ; †*L. subjugosum*, p. 83, pl. vi, fig. 12*a* ; *id.* (1).

†*Lyria pulchella*, p. 84, pl. iv, fig. 3 ; †*L. costata*, p. 85, pl. vi, fig. 2 ; *id.* (1).

†*Perplicaria perplexa*, n. sp., p. 90, pl. iii, fig. 1 ; *id.* (1).

†*Scaphella*, various species, pp. 86-89, pls. vi & vii ; *id.* (1).

†*Volutida* : development of fossil forms, pp. 57-72 ; *id.* (1).

†*Volutilithes*, p. 74, pl. vi, figs. 1, 3, & 4 ; *id.* (1).

†*Volutilithes* subgg. *Volutocorbis*, *Athleta*, and *Volutopupa*, pp. 75 & 76 ; *id.* (1).

†*Volutilithes* subg. *Caricella*, p. 78, pl. vi, figs. 9-11, & pl. vii, fig. 3 ;

†*V. precursor*, p. 84, pl. vi, fig. 1 ; *id.* (1). *V. philippiana*, n. sp., p. 313, pl. ix, fig. 4 ; *id.* (2).

MITRIDÆ.

†*Conomitra intermedia*, n. sp., p. 316, pl. v, fig. 3 ; †*C. staminea*, p. 94, pl. iv, fig. 12 ; DALL (1).

- †*Mitra holmesii*, n. sp., p. 92, pl. iii, fig. 11 ; †*M. willcoxii*, n. sp., p. 93, pl. iii, fig. 10 ; *id.* (1).
Mitra (Turricula) innotabilis, Ascension I., p. 265, pl. xxiii, fig. 9 ; SMITH (8).
Mitra (Thala) pleurotomoides, Ascension I., n. sp., pl. xxiii, fig. 10 ; *id.* (8).
Mitra (Pusia) sanctæ-helenæ, n. sp., p. 265, pl. xxii, fig. 7 ; *id.* (7).
Mitra (Cancilla) turtoni, n. sp., p. 265, pl. xxii, fig. 1 ; *id.* (7).

FASCIOLARIIDÆ.

- †*Clavella (Fusus) penrosei*, n. sp., p. 405, pl. xi, fig. 1 ; HEILPRIN (1).
 †*Fasciolariidæ* from Upper Miocene ; TOLDO.
Fusus : British species ; JORDAN.
 †*Fusus ballista*, n. sp., p. 127, pl. viii, fig. 4 ; DALL (1).
 †*Fusus* (?) *quinqvespinus*, n. sp., p. 128 ; *id.* (1).
 †*Fusus (Chrysodomus) nevilis*, n. sp., p. 128, pl. viii, fig. 4 ; *id.* (1).
 †*Latirofusus*, n. g., p. 175 (Eocene) ; COSSMANN.
 †*Latirus callimorphus*, n. sp., p. 107, pl. viii, fig. 1 ; †*L. rugatus*, n. sp., p. 107, pl. viii, figs. 6 & 7 ; †*L. hypsipettus*, n. sp., p. 108, pl. x, fig. 5 ; †*L. tessellatus*, n. sp., p. 108, pl. x, fig. 8a ; DALL (1).
 †*Mazzalina costata*, n. sp., p. 106, allied to *Fasciolaria* ; *id.* (1).
 †*Mesorhytis costatus*, n. sp., p. 317, pl. v, fig. 5 ; *id.* (2).
Pseudofusus gigliolii, Palermo, n. sp., p. 182 ; MONTEROSATO.
 †*Solenosteira inornata*, n. sp., p. 123 ; †*S. menegeana*, n. sp., p. 122, pl. ix, fig. 4 ; DALL (1).
 †*Streptochetus*, n. g., p. 170 (Eocene) ; COSSMANN.

TURBINELLIDÆ.

- †*Fulgur*, var. sp., pp. 109–117 ; DALL (1).
 †*Fulgur plamulatum*, n. sp., p. 114 ; †*F. stellatum*, n. sp., p. 114, pl. iv, fig. 9 ; †*F. echinatum*, n. sp., p. 117, pl. ix, fig. 2 ; *id.* (1).
 †*Melongena sculptura*, n. sp., p. 118, pl. viii, fig. 3 ; †*M. sculptura* var. *turricula*, p. 119, pl. viii, fig. 3 ; *id.* (1).
 †*Turbinella chipolana*, n. sp., p. 97, pl. x, fig. 7 ; †*T. scolymoides*, n. sp., p. 98, pl. iii, figs. 2 & 5 ; *id.* (1).

BUCCINIDÆ.

- †*Buccinidæ*, of Upper Miocene ; PANTANELLI.
Buccitriton scalatum, n. sp., p. 405, pl. xi, fig. 5 ; HEILPRIN (1). *B. viridum*, n. sp., p. 370, pl. vi, fig. 4 ; DALL (2).
Cantharus (Tritonidea) albozonatus, p. 260, pl. xxi, fig. 9 ; *C. (T.) consanguineus*, n. sp., p. 210, pl. xxi, fig. 10 ; *C. (T.) lævis*, n. sp., p. 261, pl. xxi, fig. 11, from St. Helena ; SMITH (7).
Chrysodomus amiantus, n. sp., p. 321, pl. v, fig. 10 ; *C. griseus*, n. sp.,

p. 322, pl. v, fig. 6; *C. aphelus*, n. sp., p. 323, pl. vi, fig. 7; *C. (Sipho) testudinis*, n. sp., p. 324; DALL (2).

Neptunea contraria: structure; FISCHER & BOUVIER.

†*Pisania*, subg. *Tritonidea pauper*, n. sp., p. 129, pl. iv, fig. 8c; DALL (1).

†*Suessonia*, n. g., p. 157 (Eocene); COSSMANN.

NASSIDÆ.

†*Nassa bidentata*, p. 133, pl. ix, fig. 9; †*N. lapenotierei*, n. sp., p. 133, pl. ix, fig. 8; †*N. calovsaensis*, n. sp., p. 134, pl. ix, fig. 7; DALL (1). *N. ringicula*, n. sp., p. 185, from Palermo; MONTEROSATO. *N. townsendi*, n. sp., p. 326, pl. xii, fig. 4; DALL (2).

†*Nassa controversa*, nom emen. = *N. pulchra*, Bell, from Upper Miocene, p. 9; †*N. velutina*, Doderlin, ined. sp., p. 11; PANTANELLI.

†*Nassopsis*, n. g., *N. nassa* var. *grandis*, from Central Africa; SMITH (4).

COLUMBELLIDÆ.

†*Anachis camix*, n. sp., p. 136, pl. xii, fig. 3; †*A. ithotoma*, n. sp., p. 136, pl. xii, fig. 6; DALL (1).

Columbella (Mitrella) sanctæ-helenæ, n. sp., p. 262, pl. xxi, fig. 12; SMITH (7). *C. permodesta*, n. sp., p. 327, pl. v, fig. 4; DALL (2).

Columbella (Mitrella) proscripta, p. 308, pl. xxiv, fig. 17; SMITH (7).

MURICIDÆ.

†*Eupleura miocenica*, n. sp., p. 146, pl. xii, fig. 9; DALL (1).

Lachesis helenæ, n. sp., p. 260, pl. xxi, fig. 8; SMITH (7).

Murex (Chicoreus) lecanus, n. sp., p. 329, pl. vii, fig. 1; DALL (2).

†*Murex micromeris*, n. sp., p. 141, pl. xii, fig. 12; DALL (1).

Murex (Ocinebra) patruelis, n. sp., p. 259, pl. xxiii, fig. 6; *M. (O.) alboangulatus*, n. sp., p. 259, pl. xxi, fig. 7; *M. (O.) sanctæ-helenæ*, n. sp., p. 259, pl. xxiii, fig. 5; SMITH (7).

Murex: modification of the shell; BAKER.

†*Muricidæ* from Upper Miocene; TOLDO.

†*Purpuridæ* of Upper Miocene; PANTANELLI.

Purpura lapillus: purple; LETELLIER (2).

Purpura lapillus: formation and use of purple; *id.* (1).

†*Rapana tampaensis*, n. sp., p. 155; DALL (1).

†*Typhis linguiferus*, n. sp., p. 152, pl. xii, fig. 7; *id.* (1).

CORALLIOPHILIDÆ.

Coralliophila erythrostroma, n. sp., p. 264, pl. xxiii, fig. 7; *C. atlantica*, n. sp., p. 264, pl. xxiii, fig. 8, from St. Helena; SMITH (7). †*C. magna*, n. sp., p. 155, pl. ii, figs. 11 & 12; †*C. lepidota*, n. sp., p. 156, pl. ix, fig. 3; DALL (1).

TRITONIDÆ.

Triton ridleyi, n. sp., p. 489, pl. xxx, fig. 1; SMITH, *vide* RIDLEY. *T. turtoni*, n. sp., p. 268, pl. xxi, figs. 13 & 13a, from St. Helena; SMITH (7).
†*Tritonidæ*, from Upper Miocene; TOLDO.

COLUMBELLINIDÆ.

†*Petersia microstoma*, n. sp., p. 13, pl. i, fig. 16; LORIOI (1).

CASSIDIDÆ.

Cassididæ: Tertiary forms from Piemonte and Liguria; SACCO (3).
†*Cassis*, subg. *Phalium*; †*P. gloriosum*, n. sp., p. 161; †*P. aldrichi*, n. sp., p. 162; DALL (1).
†*Cassis mamillaris*, n. var. *appenninica*, *nummulitiphila*, *pedemontana*; SACCO (3) p. 4. †*C. postmamillaris*, n. sp.; *id.* var. *volutilithoides*; *id.* (3) pp. 4 & 5.
†*Cassis*: *Galeodocassis*, n. subg.; †*G. anceps*, n. sp., p. 5; †*G. subharpiformis*, n. sp., p. 5; *id.* (3) pp. 5 & 6.
†*Cassis*, subg. *Semicassis*: †*S. miolevigata*, n. sp., *id.* var. *miostriata*, *id.* var. *miogloboides*, *id.* var. *tuberculata*, *id.* var. *transiens*, p. 8; †*S. levigata* var. *pliosulcata*, *id.* var. *pliogigantea*, p. 8; †*S. subsulcosa* var. *pedemontana*, p. 8; SACCO (3).
†*Cassis*, n. subg. *Echinophoria*: †*E. isselii*, n. sp., p. 9; †*E. aequinodosa*, var. *depressa*, *id.* var. *italica*; †*E. rondeletii* var. *appenninica*, *id.* var. *taurinensis*, p. 9; †*E. pliorondeletii*, n. sp., p. 10; †*E. variabilis* var. *costata*, var. *basicostata*, var. *transiens*, var. *unocincta*, var. *bicincta*, var. *quatuor-cincta*, p. 10; †*E. intermedia*, var. *subvariabilis*, var. *mioelegans*, var. *stazzanensis*, var. *tricincta*, var. *quinquecincta*, var. *subtriseriata*, p. 10; †*E. hoernesii*, n. sp., p. 11; *id.* (3).
†*Galeodea postcoronata*, n. sp.; †*G. miocristata*, n. sp., *id.* var. *canaliculata*; *id.* (3) p. 13. †*G. taurinensis*, n. sp., var. *subtriangulata*, var. *quinquecingulata*, var. *globosofusciata*, var. *globosotuberculata*, pp. 13 & 14. †*G. sconsioides*, n. sp., †*G. tauroperculea*, n. sp., †*G. deformis*, n. sp., †*G. turbinata*, n. sp., †*G. tauroscalurata*, n. sp., †*G. tauropyrulata*, n. sp., †*G. tauroglobosa*, n. sp., †*G. tauropomum*, n. sp., *id.* var. *langarum*, †*G. globosostazzanensis*, n. sp., †*G. oblongoubana*, n. sp.; *id.* (3) pp. 14 & 15.
†*Morio*, subg. *Galeodea*: †*G. echinophora* var. *initialis*, p. 11; *id.* var. *mioturrhena*, *id.* var. *miocostulata*, *id.* var. *rovasinde*, *id.* var. *miotriseriata*, *id.* var. *mioquinqueseriata*, *id.* var. *destonensis*, *id.* var. *transiens*, *id.* var. *placentina*, *id.* var. *pliotriseriata*, *id.* var. *plioiseriata*, p. 13; *id.* var. *subtyrrhena*, *id.* var. *pseudotyrrhena*, p. 11; *id.* (3).
†*Morio*, n. subg. *Galeodosconsia*; †*G. striatula*, var. *subottonangiensis*, p. 17; *id.* (3).
†*Morio*, n. subg. *Morionassa*; †*M. amplexens*, n. sp., p. 18; *id.* (3).

Margovoluta bellardii, n. sp., p. 20 ; *id.* (3).

†*Oniscia*, subg. *Oniscidia*; †*O. cythara*, var. *cassinellensis*, *id.* var. *pleuricostata*, pp. 18 & 19; †*O. appenninica*, n. sp.; †*O. posticythara*, n. sp.; †*O. verrucosa*, var. *costilatissima*, p. 19; SACCO (3).

†*Oniscia*, subg. *Cithara* ?

DOLIIDÆ.

†*Doliidæ*: list of species; SACCO (1).

†*Eudolium antiquum*, n. sp., p. 22; †*E. stephaniophorum*, n. var. *mio-transiens*, n. var. *gigantula*, n. var. *recurvicauda*, n. var. *pliotransiens*, n. var. *tricingulata*, n. var. *quatuorcingulata*, n. var. *alternituberculata*, n. var. *pluricingulata*, n. var. *acutituberculata*, pp. 22 & 23; †*E. fasciatum*, n. var. *præcedens*, n. var. *pluricostata*, n. var. *stazzanensis*, p. 23; *Eudolium*: table of relations of species, p. 23; †*E. fasciatum*, n. sp., p. 22, n. var. *supratuberculifera*, n. var. *unituberculifera*, n. var. *percostata*: SACCO (1).

Ficula: table of species relations; SACCO (1).

†*Ficula condita*, n. vars. *araneiformis*, *laxecostata*, *pseudogeometra*, *agassizi*, *proreticulata*, *anteficoides*, p. 25; †*F. oligoficoides*, n. sp., p. 25; †*F. oligoreticulata*, n. sp., p. 26; †*F. reticulata*, n. vars. *geometroides*, *stricticostata*; †*F. plioringulata*, n. sp.; †*F. ficoides*, n. var. *colligens*, p. 25; †*F. geometra*, n. vars. *spiralata*, *taurinensis*, *berilla*, p. 25, *id.* n. vars. *pseudoreticulata*, p. 26; SACCO (1).

†*Fulguroficus*, n. g., p. 27; †*F. burdigalensis*, n. var. *quinguecingulata*; table of species of *Fulguroficus*; SACCO (1).

†*Fusoficula*, n. subg., p. 26; †*F. appenninica*, n. sp.; *id.* (1).

†*Galeodoliidæ*: list of species; *id.* (1).

†*Malea orbiculata*, *id.* n. var. *plibidentata*, *id.* n. var. *giganteodentata*, *id.* n. var. *parvodentata*, *id.* n. var. *stazzanensis*. †*M. proorbiculata*, n. sp. *Malea*: table of species, relations; *id.* (1) p. 24.

CYPRÆIDÆ.

†List of Tertiary species, p. 25; SACCO (1).

†*Cypræa heilprinii*, n. sp., p. 166, pl. ii, figs. 2 & 2a; †*C. wilcoxi*, n. sp., p. 166, pl. v, figs. 12b & 12c; DALL (1). *C. irvineanæ*, n. sp., p. 659, pl. xix, figs. 7-9; COX. *C. moneta* on the coast of Cumberland; CRAWSHAW.

†*Ovula (Transovula) multicarinata*, n. sp., p. 164, pl. x, figs. 10 & 11; DALL (1).

STROMBIDÆ.

†*Rostellaria*, subg. *Orthaulax*; †*O. gabbi*, n. sp., p. 170, pl. xii, figs. 5, 5a, & 5b; DALL (1).

†*Rostellaria*, subg. *Rimella*; †*R. smithii*, n. sp., p. 172, pl. x, figs. 4 & 6; *id.* (1).

†*Strombus albireptanus*, n. sp., p. 174, pl. xii, figs. 2 & 10; †*S. aldrichi*, n. sp., p. 175, pl. xii, figs. 1 & 4; †*S. chipolana*, n. sp., p. 175, pl. iv, fig. 1; *id.* (1).

CHENOPODIDÆ.

- †*Alaria* or *Anchura* sp.? from West Australia, p. 242, pl. ix, fig. 2 ;
 HUDDLESTON.
 †*Alaria alba*, n. sp., p. 77, pl. ii, figs. 10-14 ; LORIOI & KOPY.
 †*Chenopus greppini*, n. sp., p. 169, pl. xxviii, fig. 11 ; *iid.*
 †*Diarthema matheyi*, n. sp., p. 24, pl. ii, fig. 9 ; *iid.*
 †*Ischnodactylus*, n. g., p. 83, Eocene ; COSSMANN.

CERITHIIDÆ.

- †*Alocaxis*, n. g., type *Cerithium cylindraceum* (Eocene), p. 60 ; COSSMANN.
 †*Brachytrema kobyi*, n. sp., p. 20, pl. ii, figs. 6 & 7 ; LORIOI & KOPY.
 †*Ceritella greppini*, n. sp., p. 76, pl. ix, figs. 17-20 ; †*C. elata*, n. sp., p. 78, pl. ix, figs. 20-22 ; †*C. matheyi*, n. sp., p. 79, pl. ix, fig. 24 ; *iid.*
Cerithidea rollei, n. sp., from China ; KOBELT.
 †*Cerithium agir*, n. sp., p. 171, pl. xviii, fig. 13 ; †*C. matheyi*, n. sp., p. 172, pl. xviii, fig. 14 ; †*C. thoro*, n. sp., p. 173, pl. xviii, fig. 15 ; *id.* (2).
 †*C. sirena*, n. sp., p. 460, pl. xx, figs. 7 & 8 ; OPPENHEIM (1). †*C. texanum*, n. sp., pl. xi, fig. 2, p. 404 ; HELPRIN (1). †*C. ursicinum*, n. sp., p. 66, pl. ix, figs. 3-5 ; †*C. kobyi*, n. sp., p. 69, pl. ix, fig. 10 ; †*C. ymir*, n. sp., p. 70, pl. ix, fig. 11 ; †*C. blauense*, n. sp., p. 71, pl. ix, fig. 16 ; LORIOI & KOPY.
 †*Ditretus belus*, n. sp., p. 170, pl. xviii, fig. 2 ; †*D. thurmanni*, n. sp., p. 75, pl. viii, figs. 18-22 ; *iid.*
 †*Orthochetus*, n. g., type †*Cerithium leufroyi* (Eocene), p. 59 ; COSSMANN.
Triforis atlantica, n. sp., p. 292, pl. xxi, fig. 26 ; *T. recta*, n. sp., p. 292, pl. xxiv, fig. 3 ; *T. bathyraphe*, n. sp., p. 292, pl. xxiv, fig. 4, from St. Helena ; SMITH (7).
 †*Trypanaxis*, n. g., type †*Cerithium umbilicatum*, p. 60, Eocene ; COSSMANN.

NERINEIDÆ.

- †*Nerinea (Itieria) biconus*, n. sp., p. 459, pl. xix, figs. 4-6, 13 & 14 ; †*N. (Diptyxis?) biplicata*, n. sp., p. 460 ; OPPENHEIM (1).
 †*Nerinea boncourtenis*, n. sp., p. 40, pl. vi, fig. 9 ; †*N. kobyi*, n. sp., p. 35, pl. iv, fig. 4 ; †*N. gressleyi*, n. sp., p. 44, pl. v, fig. 6 ; †*N. gagnabini*, n. sp., p. 36, pl. v, figs. 1-12 ; †*N. episcopalis*, n. sp., p. 68, pl. vii, figs. 8-11 ; †*N. greppini*, n. sp., p. 56, pl. vii, figs. 12 & 13 ; †*N. flora*, n. sp., p. 57, pl. v, fig. 7 ; †*N. cybele*, n. sp., p. 58, pl. vii, fig. 7 ; LORIOI & KOPY.
 †*N. titania*, n. sp., p. 169, pl. xxv, fig. 3, pl. xxvi, fig. 3 ; †*N. euphyes*, n. sp., p. 170, pl. xxvi, fig. 11 ; †*N. (Ptygmatis) loculata*, n. sp., p. 170, pl. xxv, fig. 6, pl. xxvi, fig. 8 ; FELIX.
Nerinea : various species, with figs. from Cretaceous of Mexico ; HELPRIN (2).

- †*Pseudonerinea*, n. g. ; †*P. blauensis*, n. sp., p. 81, pl. x, figs. 1-5 ; †*P. gracilis*, n. sp., p. 82, pl. x, figs. 6 & 7 ; LORIOI & KOPY.
 †*Ptygmatis ? mirabilis*, n. sp., p. 30, pl. iii, fig. 14 ; *iid.*

TURRITELLIDÆ.

- †*Turritella wadana*, n. sp., p. 198, pl. xxv, figs. 9a, b, 10, & 11 ; YOKOYAMA.

PSEUDOMELANIIDÆ.

- †*Macrochilina aperta*, n. sp., p. 441, pl. xxvii, fig. 21 ; WALTHER.
 †*Oonia daphne*, n. sp., p. 87, pl. xi, fig. 6 ; LORIOI & KOPY.
 †*Pseudomelania kobyi*, n. sp., p. 85, pl. xi, fig. 1 ; †*P. inconspicua*, n. sp., p. 86, pl. xi, figs. 2-5 ; LORIOI & KOPY.

MELANIIDÆ.

- Melania (Melanoides) reevei*, n. var. *regularis*, p. 300, from Burmah ; CANEFRI. *M. (M.) subcancellata*, n. sp., from Java, p. 151, pl. vi, figs. 4 & 4a ; BÆTTGER (4). *M. rossiteri*, n. sp., p. 287, pl. iii, fig. 12 ; *M. rubricata*, n. sp., p. 285, pl. iii, fig. 4 ; HARTMAN.
Melania from Cuba, p. 265 ; CROSSE (2).
 †*Melanopsis vicentina*, n. sp., p. 135, pl. iv, figs. 1 & 1b ; †*M. amphora*, n. sp., p. 136, pl. v, figs. 2 & 2b ; OPPENHEIM (2).

PLEUROCIDÆ.

- Goniobasis crandalli*, p. 301, pl. v, figs. 4 & 5 ; PILSBRY (1).

LITTORINIDÆ.

- †*Holopea grandis*, n. sp., p. 177, pl. iii, figs. 1a, b ; CALVIN.
Lacuna pumilia, n. sp., from St. Helena, p. 285, pl. xxiii, fig. 31 ; SMITH (7).
Littorina helena, n. sp., p. 283, pl. xxi, fig. 19 ; SMITH (7). *L. littoria* var. *unicarinata* ; RAEYMAEKERS. *L. trachiformis* var., p. 491, pl. xxx, fig. 2, from Fernando Noronha ; SMITH, *vide* RIDLEY.
 †*Pseudogibbula*, n. g. : *P. duponti*, n. sp., p. 570, pl. i, figs. 2-6, from Congo ; DAUTZENBERG.

FOSSARIDÆ.

- Fossarus (Couthonyia) dentifer*, n. sp., p. 285, pl. xxiii, fig. 32 ; *F. (C.) leviusculus*, n. sp., from St. Helena, p. 285, pl. xxiii, fig. 33 ; SMITH (7).

SOLARIIDÆ.

- Benthonella* (Dall, 1889) : *B. gaza*, p. 338, pl. xi, fig. 5 ; DALL (2).
 †*Ecculiomphalus triangulus*, n. sp., p. 29, pl. i, figs. 5-9 ; WHITFIELD.
Euomphalus ?, p. 104, pl. iv, fig. 9 ; FOORD.
 †*Euomphalus perlinsi*, n. sp., p. 30, pl. i, figs. 10-14 ; WHITFIELD.
Solarium mediterraneum, new from British waters ; NORMAN (2). *S. ordinarium*, n. sp., from St. Helena, p. 281, pl. xxi, figs. 17-17b ; SMITH (7).

LITIOPIIDÆ.

- Diala fuscopicta*, n. sp., from St. Helena, p. 286, pl. xxi, fig. 20 ; SMITH (7).

RISSOIIDÆ.

- Alvania disparilis*, n. sp., p. 146 ; MONTEROSATO.
Barlecia congenita, n. sp., St. Helena, p. 290, pl. xxi, fig. 25 ; *B. wallichii*, n. sp., from St. Helena, p. 311, pl. xxiv, fig. 19 ; SMITH (7).
Rissoa cala, n. sp., p. 288, pl. xxi, fig. 21 ; *R. ephamella*, n. sp., p. 288, pl. xxi, fig. 22 ; *R. glypta*, n. sp., p. 288, pl. xxiii, fig. 39 ; *R. eritima*, n. sp., p. 289, pl. xxiii, fig. 40 ; *R. agapeta*, n. sp., p. 289, pl. xxi, fig. 23 ; *R. compta*, n. sp., p. 289, pl. xxiii, fig. 41 ; *R. wallichii*, n. sp., p. 289, pl. xxi, fig. 24 ; *R. perfecta*, n. sp., p. 290, pl. xxiii, fig. 42 ; *R. varicifera*, n. sp., p. 290, pl. xxiv, figs. 1 & 1a ; *R. pseustes*, n. sp., p. 290, pl. xxiv, fig. 2 : from St. Helena ; *id.* (7). *R. platia*, n. sp., from St. Helena, p. 309, pl. xxiv, fig. 13 ; *R. atomus*, n. sp., p. 309, pl. xxiv, fig. 14 ; *R. vaga*, n. sp., p. 309, pl. xxiv, fig. 15 ; *R. simulans*, p. 310, pl. xxiv, fig. 16 ; *R. ordinaria*, n. sp., p. 310, pl. xxiv, fig. 17 ; *R. aqua*, n. sp., p. 310, pl. xxiv, fig. 18 ; *id.* (7).
 †*Rissoina greppini*, n. sp., p. 89, pl. xi, fig. 8 ; LORIOI (2). *R. melissi*, n. sp., from St. Helena, p. 286, pl. xxiii, fig. 34 ; *R. turoni*, n. sp., p. 286, pl. xxiii, fig. 35 ; *R. decipiens*, n. sp., p. 287, pl. xxiii, fig. 36 ; *R. congenita*, n. sp., p. 287, pl. xxiii, fig. 37 ; *R. helenæ*, n. sp., p. 287, pl. xxiii, fig. 38 ; SMITH (7).

HYDROBIIDÆ.

- Amnicola america*, n. sp., *A. lustrica*, n. sp., *A. sheldoni*, n. sp. ; PILSBRY (5).
Bythinella hemphilli, n. sp. ; *id.* (5).
Hydrobia jenkinsi, with woodcut ; SMITH (1).
Hydrobia : criticism on new forms ; WILLIAMS (5).
Hydrobia : British forms ; SMITH (2).
Hydrobia : notes on British forms ; MARSHALL (1).
Hydrobia : distribution and habits of British forms ; JENKINS (1).
Lithoglyphus naticoides ; habitat ; FRIEDEL.
Prososthenia mellenendorffi, n. sp., China, p. 126 ; SCHMACKER & BÆTTGER.
Pyrgula : dentition and position ; BEECHER.
Syrnolopsis (Anceya) giraudi var., Central Africa ; SMITH (5).

PALUDINIDÆ.

Paludina from Cuba, p. 264 ; CROSSE (2).

Paludina kmeriana, from Siam ; MORLET.

VALVATIDÆ.

Valvata piscinalis: anatomy and development ; BERNARD (2).

Valvata piscinalis: genitalia, with figs. ; GARNAUT (2).

AMPULLARIIDÆ.

Ampullaria belizensis, n. sp. (Belize), p. 110 ; *A. yucatanensis*, n. sp. (Mexico), p. 110 ; *A. innexa*, n. sp. (Mexico), p. 111 ; *A. occlusa*, n. sp. (Guatemala), p. 111 ; *A. lemniscata*, n. sp. (Belize), p. 112 ; *A. monacha*, n. sp. (Mexico), p. 113 ; *A. erogata*, n. sp. (Mexico), p. 113 ; *A. eumicra*, n. sp. (Mexico), p. 113 ; CROSSE & FISCHER (2).

Ampullaria: epidermis ; *id.* (3).

Ampullaria from Cuba, p. 263 ; CROSSE (2).

CYCLOPHORIDÆ.

†*Cardiostoma dentiferum*, n. sp., p. 135, pl. iv, figs. 5 & 5b ; OPPENHEIM (2).

†*Coptochilus sandbergeri*, n. sp., p. 133, pl. ii, figs. 9 & 9a ; *id.* (2).

†*Craspedotropis resurrecta*, n. sp., p. 133, pl. ii, figs. 14 & 14c ; *id.* (2).

†*Cyathopoma eocœnum*, n. sp., p. 135, pl. ii, figs. 16 & 16c ; OPPENHEIM (2).

Cyclotus difficillimus, n. sp., Lüshau, p. 119 ; SCHMACKER & BÆTTGER.

C. leytenensis, n. sp., from Philippines, p. 206 ; MÖLLENDORFF (3).

Diplommatina aldrichii, n. sp., from Borneo, p. 246, pl. vii, fig. 3 ; GODWIN-AUSTEN.

Diplopoma from Cuba, p. 301 ; CROSSE (2).

Ditropis quadrasi, n. sp., from Philippines, p. 207 ; MÖLLENDORFF (3).

Iagocheilus grande, n. sp., from Philippines, p. 207 ; *L. stenomphalum*, n. sp., *id.* p. 208 ; *L. bifimbriatum*, n. sp., *id.* p. 208 ; MÖLLENDORFF (3).
L. longipilum, n. sp., p. 159, pl. vi, figs. 9 & 9a, b, from Java ; BÆTTGER (4).

Leptopoma woodfordi, n. sp., p. 581, pl. lvi, fig. 13 ; SOWERBY.

Neocyclotus, from Cuba, p. 268 ; CROSSE (2).

Opisthostoma pulchella, n. sp., from Borneo, p. 245, pl. vii, fig. 1 ; *O. hosei*, n. sp., p. 246, pl. vii, fig. 2 ; GODWIN-AUSTEN.

Palaina morongensis, n. sp., from Philippines ; *P. porrecta*, n. sp., p. 209 ; MÖLLENDORFF (3).

Pterocyclus sluiteri, n. sp., from Java, p. 161, pl. vi, figs. 10 & 10a, b ; BÆTTGER (4).

Pupina (Eupupina) bipalatalis, n. sp., from Java, p. 156, pl. vi, figs. 6 & 6a, b ; *P. (E.) sucinacia*, n. sp., p. 157, pl. vi, figs. 7 & 7a, b ; *P. (E.) treubi*, n. sp., p. 157, pl. vi, figs. 8 & 8a, b ; BÆTTGER (4).

Pupina nana, n. sp., from Philippines, p. 209 ; MÖLLENDORFF (3).

CYCLOSTOMATIDÆ.

- Adamsiella* from Cuba, p. 280 ; CROSSE (2).
 †*Blasospira*, n. g., from Cuba, p. 280 ; *id.* (2).
Choanopoma from Cuba, p. 269 ; *id.* (2).
Chondropoma from Cuba, p. 288 ; *id.* (2).
 †*Chondropoma styx*, n. sp., p. 134, pl. iii, figs. 2 & 2*b* ; OPPENHEIM (2).
Cistula from Cuba, p. 285 ; CROSSE (2).
Colobostylus from Cuba, p. 302 ; *id.* (2).
Ctenopoma from Cuba, p. 274 ; *id.* (2).
Cyclostoma elegans alive in Essex ; FRENCH.
Cyclostoma hanningtoni, n. sp., p. 581, pl. lvi, fig. 5 ; SOWERBY.
 †*Cyclostoma (Colobostylus) marcellanum*, n. sp., p. 133, pl. iii, figs. 4-4*c* ;
 OPPENHEIM (2).
 †*Ocyctopsis vicentina*, n. sp., p. 131, pl. iii, figs. 5-5*g* ; *id.* (2).
Licina from Cuba, p. 269 ; CROSSE (2).
Otopoma ? aequatorium, n. sp., Equatorial Africa, p. 68 ; *O. anaglyptum*,
 n. sp., Equator, Africa, p. 69 ; MORELET.
Tropidophora nigroteniata, n. sp., from Nossi Bé, p. 94 ; BÖTTGER (2).
Tudora from Cuba, p. 300 ; CROSSE (2).
 †*Xenopoma*, n. g., from Cuba, p. 282 ; *id.* (2).

ACICULIDÆ.

Acme fusca in the Pyrénées-Orientales ; FAURE.

TRUNCATELLIDÆ.

Truncatella from Cuba, p. 303 ; CROSSE (2).

CAPULIDÆ.

- †*Calyptraïde* from American carboniferous ; synopsis ; KEYES (3).
 †*Capulus annulatus*, n. sp., p. 200, pl. xxv, fig. 17*a, b* ; YOKOYAMA. †*C. cassidarius*, n. sp., p. 177, pl. xviii, figs. 10*a, b* & 11*a, b* ; *id.*
 †*C. occidentis* (Walcott), †*C. paralius* (W. & W.), †*C. cyrtolites* (McC.),
 †*C. fissurella* (Hall), †*C. latus* (Keyes), †*C. quincyensis* (McC.), †*C.*
acutirostris (Hall), †*C. spinigerus* (Worth), †*C. formosus* (Keyes), †*C.*
biseriatis (Hall), †*C. equilaterus* (Hall), †*C. infundibulum* (M. & W.),
 †*C. obliquus* (Keyes), †*C. tribulosus* (White), †*C. chesterensis* (M. & W.),
 †*C. parvus* (Swallow), were formerly erroneously referred to *Platyceras* ;
 KEYES (2). †*C. sulcatinus*, n. sp., p. 175, pl. ii, figs. 12*a & b* ; *id.* (3).
Crepidula glauca ; DALL (4).
 †*Platyceras* and *Capulus* : generic relations ; KEYES (2).
Strophostylus, g. ; KEYES (5).

NATICIDÆ.

†*Ampullina* ; *Cernina*, subg. : table of relations of species of *Cernina*
 and *Globularia* ; SACCO, (1) p. 41.

†*Ampullina*. *Crommium* subg. : †*C. ferrugineum*, n. vars. *italica*, *rugosoides*, *acuminatoides*; SACCO, (1) p. 41.

Table of species relations of *Crommium*; *id.* (1) p. 42.

†*Ampullina*. *Euspirocrommium* n. subg. : †*E. elongatum*, n. var. *degensis*; *id.* (1) p. 42.

Table of species; *id.* p. 42.

†*Ampullina*. *Globularia*, subg. : †*G. gibberosa*, n. vars. *appenninica*, *globoides*, *postspatula*, *oviformis*; SACCO (1).

†*Cryptostoma*, subg. of *Sigaretus* : †*C. sigaretoides*, n. sp., †*C. striatum*, n. vars. *striolatifissima*, *circumdepressa*, *perelliptica*, p. 39; *id.* (1).

Table of species relations of *Cryptostoma*, *Sigaretus*, &c., p. 40; *id.* (1).

†*Megatylotus* subg. : †*M. crassatinus*, n. var. *rotundula*; *id.* p. 43.

Table of relations of *Natica* species; *id.* p. 30.

†*Natica dumblei*, n. sp., p. 404, pl. xi, fig. 3; HEILPRIN (1). †*N. epiglopardalis*, n. sp.; SACCO, (1) p. 29. †*N. epiglottina*, n. vars. *taurinia*, *pseudoepiglottina*, *millepunctatoides*, *basipicta*, *pliocarinata*; *id.* †*N. millepunctata*, n. vars. *miocortorta*, *tauropicta*, *miopunctatissima*, *pliotertonensis*, *epiglocafuniculata*, *subfuniculosa*, *tigrina*, *magnocunctata*, *pliomaculata*, *fulguropunctata*, *epiglottiniformis*; *id.* (1) pp. 28 & 29. †*N. (Lunatia) omeccatti*, n. sp., p. 169, pl. xxv, figs. 1 & 1a; FELIX. *N. turtoni*, n. sp., St. Helena, p. 269, pl. xxi, figs. 14 & 14a; *N. sanctæ-helene*, n. sp., p. 270, pl. xxi, fig. 16; SMITH (7). *N. verdati*, n. sp., p. 96, pl. xii, figs. 4 & 5; †*N. ursicina*, n. sp., p. 97, pl. xii, fig. 6; †*N. blauenensis*, n. sp., p. 98, pl. xii, figs. 7-9; LORIOLO (2). †*N. virguloides*, n. sp.; †*N. hemiclausa*, n. var. *exturbinooides*; †*N. pulchella*, n. var. *astensis*; table of species relations, p. 32; SACCO (1).

Natica funiculata from Annam; CROSSE & FISCHER (4). †*N. infelix*, n. sp., p. 27; †*N. infelix* n. var. *sasselliana*; SACCO (1). †*N. javaschovi*, n. sp., p. 339, pl. v, fig. 1; TOULA.

†*Natica (Ampullina) mihielensis*, p. 91, pl. xi, fig. 11, = *Nerita deshayesca buvignies*; *N. euryta*, n. sp., p. 94, pl. xi, figs. 16 & 17; *N. matheyi*, n. sp., p. 94, pl. xii, fig. 1; *N. antharis*, n. sp., p. 95, pl. xii, figs. 2 & 3; LORIOLO & KOPY.

†*Natica (Lunatia) ezoensis*, n. sp., p. 207, pl. xxv, figs. 19a & b; YOKOYAMA.

†*Naticina* : †*N. catena*, n. vars. *prohelicina*, *ampullinoides*, *cyclostomoides*, *varians*, *probonomensis*, *helicina*, *sigaretornata*; SACCO, (1) p. 30.

†*Neverita*, subg. : †*N. josephina*, n. vars. *antiqua*, *priscodepressa*, *clausodepressa*, *clausoelata*, *poliniceoides*, *pliospiralata*, pp. 34 & 35; SACCO (1).

†Table of species of *Neverita*, p. 35; *id.*

†*Payraudeautia*, subg. : †*P. intricata*, n. var. *miocenica*, p. 33; *id.* (1).

Table of species relations; *id.*

†*Polinices*, subg. : *P. turbino-appenninica*, n. sp., p. 35; †*P. mamillaris*, n. var. *praenuntia*; †*P. submamillaris*, n. vars. *miocinflata*, *mioclaperta*, *mioclausa*, pp. 35 & 36; †*P. miocolligens*, n. sp., *id.* n. var. †*pseudomamilla*; †*P. vertomamilla*, n. sp.; †*P. proredempta*, n. sp., *id.* n. vars. †*subnaticoides*, †*tauromamilla*; †*P. redempta*, n. var. *vertoconvexa*; †*P. redemptoaurantia*, n. sp.; SACCO (1) p. 36.

Species relations of *Polinices*, p. 37; *id.* (1).

†*Sigaretus*. ↓ *Ampullonatica*, n. subg., p. 40; *id.* (1).

†*Sigaretus*. *Sigaretotrema*, n. subg.: †*S. michaudi*, n. vars. *clausula*, *eunaticinoides*, *pseudoaquensis*, p. 38; †*S. aquensis*, n. vars. *precedens*, *perinflata*, *longotriangula*, *patula*, *conicolonga*, *tauroinflata*, p. 38; †*S. oligopolitus*, n. sp., p. 38; †*S. concavus*, n. var. *postuquensis*; †*S. cryptostomoides*, n. sp., n. var. *colligens*; *id.* (1).

‡†*Tectonatica*, n. subg. of *Natica*, p. 33; SACCO (1).

ADEORBIIDÆ.

Adeorbis sincera, n. sp., p. 338, pl. xii, fig. 2: DALL (3).

Adeorbis subcarinatus at Teignmouth; BYNE.

SCALARIIDÆ.

Aclis angulata, n. sp., St. Helena, p. 280, pl. xxiii, fig. 28; *A. simillima*, n. sp., p. 280, pl. xxiii, fig. 29; *A. didyma*, n. sp., p. 281, pl. xxiii, fig. 30; SMITH (7).

†*Gyroscala stueri*, n. sp.; BOURY (1).

Scalidae of Italian Miocene and Pliocene; BOURY (2).

†*Scala*. *Opalia*, subg.: †*O. de-bouryi*, n. sp., p. 158; DALL (1).

†*Scalaria hosinoi*, n. sp., p. 85, pl. i, fig. 1a-c; LIENENKLAUS. *S. mellissi*, n. sp., from St. Helena, p. 273, pl. xxiii, fig. 13; *S. sancte-helenæ*, n. sp., p. 274, pl. xxiii, fig. 14; *S. commoda*, n. sp., p. 274, pl. xxiii, fig. 15; *S. atomus*, n. sp., pl. xxiii, fig. 16; SMITH (7).

EULIMIDÆ.

Amaurella canaliculata, n. sp., St. Helena, p. 280, pl. xxiii, fig. 27; SMITH (7).

Eulima ephamilla and *E. latipes*, from England; MARSHALL (3). *E. fuscescens*, n. sp., p. 278, pl. xxiii, fig. 24; *E. atlantica*, n. sp., p. 278, pl. xxiii, fig. 25; *E. germana*, n. sp., p. 279, pl. xxiii, fig. 26; *E. (Subularia) fuscopunctata*, n. sp., p. 280, pl. xxi, fig. 18, from St. Helena; SMITH (7).

†*Niso (Vetotuba) brazieri*, n. sp., p. 62, pl. viii, figs. 4 & 5, pl. ix, figs. 2 & 3; ETHERIDGE.

‡*Sabinella*, n. g., allied to *Eulima*, p. 160, from Palermo; MONTEROSATO.

PYRAMIDELLIDÆ.

Odostomia glaphyra, n. sp., from St. Helena, p. 278, pl. xxiii, fig. 23; SMITH (7).

Turbonilla haroldi, n. sp., from St. Helena, p. 275, pl. xxiii, fig. 18; *T. assimilans*, n. sp., p. 276, pl. xxiii, fig. 19; *P. truncatelloides*, n. sp., p. 276, pl. xxiii, fig. 20; *T. brachia*, n. sp., p. 276, pl. xxiii, fig. 21; *T. (Dunkeria) eritima*, n. sp., p. 276, pl. xxiii, fig. 22; SMITH (7).

Turbonilla (?) terebriformis, n. sp., p. 95, Central Africa; *id.* (5).

PROSOBRANCHIATA SCUTIBRANCHIATA.

PROSERPINIDÆ.

Proserpina from Cuba, p. 305 ; CROSSE (2).

HELICINIDÆ.

Alcadia from Cuba, p. 324 ; CROSSE (2).

Eutrochatella from Cuba, p. 306 ; *id.* (2).

Helicina albescens, n. sp., p. 285, pl. iii, fig. 5 ; *H. hyalina*, n. sp., p. 285, pl. iii, fig. 6 ; *H. virido-colare*, n. sp., p. 285, pl. iii, fig. 7 ; HARTMAN. *H. dentoni*, n. sp., p. 186 ; PILSBRY (12). *H. hakodadiensis*, n. sp., p. 286, pl. iii, fig. 8 ; *H. dominicensis*, n. sp., p. 286, pl. iii, fig. 9 ; *H. biterniata*, n. sp., p. 286, pl. iii, fig. 10 ; *H. garretiana*, n. sp., p. 286, pl. iii, fig. 11 ; HARTMAN.

Helicina from Cuba, p. 311 ; CROSSE (2).

NERITIDÆ.

†*Nerita thurmami*, n. sp., p. 102, pl. xiii, figs. 12 & 13 ; †*N. constricta*, p. 105, pl. xiii, figs. 17 & 18 ; †*N. ponderosa*, p. 106, pl. xii, fig. 19 ; †*N. doris*, p. 108, pl. xiii, figs. 7 & 8 ; †*N. reticulata*, p. 111, pl. xiii, fig. 1 ; LORIOLO & KOPY.

Neritina from Cuba, p. 326 ; CROSSE (2).

Neritina stumpffi, n. sp., from Nossi-Bé, p. 99 ; BÆTTGER (2).

MACLURITIDÆ.

†*Maclurea manitobensis*, n. sp., p. 75, pls. xii & xiii, figs. 1 & 2 ; WHITEAVES.

NERITOPSIDÆ.

†*Naticopsis desertorum*, n. sp., p. 441, pl. xxvii, fig. 22 ; WALTHER.

TURBINIDÆ.

†*Aizyella*, n. g. Type, †*Phasianella herouvalensis* (Eocene), p. 3 ; COSSMANN.

†*Cyclonema* (?) *australis*, n. sp., p. 63, pl. ix, figs. 4 & 5 ; ETHERIDGE.

Lepiothyra bournei, n. sp., p. 203, from Ireland ; NORMAN (2).

†*Oriostoma northi*, n. sp., p. 64, pl. ix, figs. 6 & 7 ; ETHERIDGE.

Turbo (*Colonia*) *admissus*, p. 294, pl. xxii, fig. 4, St. Helena ; *T. (C.) incertus*, n. sp., from St. Helena, p. 311, pl. xxiv, figs. 21 & 21a ; SMITH (7).

†*Turbo ursicinus*, n. sp., p. 118, pl. xiv, fig. 10 ; †*T. gerontes*, n. sp., p. 124, pl. xv, fig. 6 ; LORIOLO & KOPY.

†*Turbo* from W. Australia, p. 243, pl. ix, fig. 3 ; HUDDLESTON.

TROCHIDÆ.

- Calliostoma platinum*, n. sp., p. 343, pl. vii, fig. 2; *C. riöensis*, n. sp., p. 345, pl. xii, fig. 5; DALL (2).
 †*Clydonochilus*, n. g.: *C. mariei*, n. sp., from Comoros Archipelago; FISCHER (4).
Euchelus alabastrum, p. 344, with woodcut; PILSBRY (2).
Gibbula tantilla, n. sp., p. 144, from Palermo; MONTEROSATO.
 †*Halistylus*, n. subg., *H. columna*, n. sp., p. 341, pl. ix, fig. 7; DALL (2).
Jujubinus? *leviusculus*, n. sp., p. 145, from Palermo; MONTEROSATO.
Monodonta labio var. *granulata*, fig. 1; PILSBRY (2).
 †*Photinula*? *trochoides*, n. sp., p. 613; BLANCKENHORN (3).
Solariella oxybasis, n. sp., p. 352, pl. xii, fig. 6; *S. actinophora*, p. 353, pl. xii, figs. 8 & 11; DALL (2).
 †*Trochus* (*Scaletrochus*) *lindströmi*, n. sp., pl. viii, figs. 1 & 2; ETHERIDGE.
Turcicula macdonaldi, n. sp., p. 368, pl. vii, fig. 7; DALL (2).

DELPHINULIDÆ.

- †*Delphinula matheyi*, n. sp., p. 146, pl. xvii, fig. 1; LORIOLO & KOPY.
Liotia arenula, n. sp., St. Helena, p. 294, pl. xxiv, fig. 6; *L. admirabilis*, p. 245, pl. xxiv, fig. 7; SMITH (7).
 †*Straparollus lativolvus*, n. sp., p. 178, pl. i, fig. 1, pl. ii, fig. 1; †*S. bicarinatus*, n. sp., p. 179, pl. iii, figs. 2a & b; †*S. tricarinatus*, n. sp., p. 179, pl. ii, figs. 2a & b; CALVIN.
 †*Straparollus*; various forms; relations between *Straparollus* and *Euomphalus*; MCCREERY.

CYCLOSTREMATIDÆ.

- Teinostoma*? *abnorme*, n. sp., p. 293, pl. xxiv, fig. 5; SMITH (7).

COCCULINIDÆ.

- Cocculina pocillum*, n. sp., p. 340; DALL (2).

PLEUROTOMARIIDÆ.

- †*Ditremaria depressa*, n. sp., p. 9, pl. i, fig. 9; GIOLI. †*D. thurmanni*, n. sp., p. 163, pl. xviii, figs. 5 & 6; LORIOLO & KOPY.
 †*Euomphalopterus subalatus* var. *conoidea*, n. sp., p. 772, pl. xix, fig. 5; OEHLERT (1).
 †*Helicotoma similis*, n. sp., p. 31, pl. i, figs. 1 & 2; WHITFIELD.
 †*Pleurotomaria*?, p. 104, pl. iv, figs. 10 & 10a; FOORD.

†*Pleurotomaria (Rhaphistoma) attleborensis*, n. sp., p. 30, pl. ii, fig. 11 ;
SHALER & FOERSTE.

†*Pleurotomaria difficilis*, n. sp., p. 33, figs. 15 & 16 ; WHITFIELD.

Scissurella jucunda, n. sp., from St. Helena, p. 311, pl. xxiv, figs. 22
& 22a ; SMITH (7).

BELLEROPHONTIDÆ.

†*Bellerophon carinatus*, n. sp., p. 439, pl. xxvii, fig. 20 ; *B. antonii*, n. sp.,
p. 440, pl. xxvii, fig. 19 ; WALTHER. *B. decussatus* from W. Australia ;
FOORD.

†*Bucania perornata*, n. sp., p. 180, pl. iii, figs. 3a & b ; †*B. cyclostoma*,
n. sp., p. 181, pl. i, figs. 2a & b ; CALVIN.

†*Cyrtolites youngi*, n. sp., p. 289, pl. vi, fig. 7 ; FOERSTE.

FISSURELIDÆ.

†*Emarginula bœlschei*, n. sp., p. 92, pl. i, figs. 2a & b ; LIENENKLAUS.

†*Fissurella kobyi*, n. sp., p. 153, pl. xvii, fig. 7 ; LORIOI & KOPY.

Parmophorus (Scutum) : nervous system ; BOUTAN.

Scutum : mantle edge ; PELSENEER (8).

ACMÆIDÆ.

Acmaea noronhensis, n. sp., p. 495, pl. xxx, figs. 3 & 3a, Fernando
Noronha ; SMITH, *vide* RIDLEY.

†*Palæacmaea barroisi*, n. sp., p. 774, pl. xix, figs. 3 & 3a ; OEHILERT (1).

PATELLIDÆ.

†*Helcion thurmanni*, n. sp., p. 155, pl. xvii, fig. 13 ; LORIOI & KOPY.

†*Patella matheyi*, n. sp., p. 155, pl. xvii, figs. 14-16 ; *id.*

POLYPLACOPHORA.

Chiton (Ischnochiton) caribbæorum, p. 496, pl. xxx, figs. 5 & 5a, Fernando
Noronha ; SMITH, *vide* RIDLEY.

Chitonellus : structure of foot ; PELSENEER (6).

APLACOPHORA.

Chaetoderma : histology ; WIRÉN (2).

Chaetoderma nitidulum : anatomy ; *id.* (1).

↓ *Lepidomenia hystrix*, n. g. & sp., p. 2, pls. i & ii; KOWALEVSKY & MARION.

Memoir on; *iid.*

Neomenians: organs of circulation; PRUVOT (2).

Proneomenidæ: *P. vagans*, n. sp., pls. iii-v, general anatomy; *P. desiderata*, n. sp., pl. v; *P. aglaopheniæ*, n. sp., pl. vi; *P. gorgonophila*, pl. vii; KOWALEVSKY & MARION.

SCAPHOPODA.

DENTALIIDÆ.

Cudulus albicornatus, n. sp., p. 295, pl. ix, fig. 8, from U. S. A.; DALL (2).

Dentalium megathyris, n. sp., p. 293, pl. ix, fig. 1, from U. S. A.; *id.* (2).

LAMELLIBRANCHIATA.

General.

Cristalline style: BARROIS.

Pelecypoda: JACKSON (2).

Pelecypoda: ancestral kidney; PELSENEER (1).

Pelecypoda: endothelium of the gills; MÉNÉGAUX.

Hermaphrodite forms: PELSENEER (4).

Nervous system; *id.* (2).

Palleal apertures; *id.* (3).

Phylogeny; JACKSON (1).

From Silurian of S.W. France; BIGOT,

Type fossils in Bristol Museum, pp. 371, 372, 411, 412, & 414; WILSON (2).

†Shells resembling *Iridinea*; †*I. oblonga*, n. sp., p. 557; JONES (2).

OSTRÆIDÆ.

†*Exogyra ptychodes*, n. sp., p. 176, pl. xxvii, figs. 4 & 4a; †*E. spiralis*, n. sp., p. 177; †*E. subplicifera*, n. sp., p. 177, pl. xxvii, figs. 6 & 7; FELIX.

Gryphæa, p. 317; JACKSON (1).

Gryphæa mexicana, n. sp., p. 179, pl. xxvii, figs. 30 & 30a; FELIX.

Ostrea: development, p. 294; JACKSON (1).

†*Ostrea (Gryphæa) deickei*, n. sp., p. 179; †*O. clathrata*, n. sp., p. 180; MAYER-EYMAR (4).

†*Ostrea (Alectryonia) frondiformis*, n. sp.; †*O. (A.) lenzi*, n. sp., p. 289; †*O. (A.) supphonis*, n. sp., p. 290; †*O. ægyptiaca*, n. sp., p. 290; †*O. ascher-soni*, n. sp.; †*O. fluctuosa*, n. sp., p. 291; MAYER-EYMAR (5).

†*Ostrea (Exogyra) haueri*, n. sp., p. 340, pl. v, fig. 3; TOULA.

†*Ostrea livingstoni*, n. sp.; †*O. querumiana*, n. sp., p. 297; †*O. ismaeli*, n. sp.; †*O. caillaudi*, n. sp., p. 293; †*O. protracta*, n. sp.; †*O. stanleyi*, n. sp., p. 294; †*O. regalis*, n. sp.; †*O. ramosa*, n. sp., p. 295; MAYER-EYMAR (5). †*O. ventilabrum*, n. sp.; †*O. restans*, n. sp., p. 296; †*O. flabelluliformis*, n. sp.; †*O. aviola*, n. sp., p. 297; †*O. sororcula*, n. sp.; †*O. tihana*, n. sp., p. 298; *id.* (5).

†*Ostrea (Alectryonia) pterygota*, n. sp.; †*O. (A.) janigena*, n. sp., p. 177; †*O. junkeri*, n. sp., p. 178; †*O. velum*, n. sp., p. 179, *id.* (4).

Oyster-culture; FOWLER; LORD MONTAGU.

Oyster-disease caused by *Polydora*; nature and remedies; WHITELEGGE (1).

Oyster: generative organs; BOURNE (2).

ANOMIIDÆ.

Anomia: anatomy, p. 354; JACKSON (1).

DIMYIDÆ.

†*Dimya subrotunda*, n. sp., p. 163, pl. xxv, figs. 9 & 9a; FELIX.

LIMIDÆ.

†*Lima cornatulicosta*, n. sp., p. 178, pl. xxvii, figs. 1, 1a, 3, 3a, & 5; FELIX.
 †*L. valmariannæ*, n. sp., p. 80, pl. ii, fig. 4; †*L. stabilei*, n. sp., p. 80, pl. ii, fig. 5; PARONA. †*L. vigiliæ*, n. sp., p. 16, pl. i, figs. 15 & 15a; GIOLI.

PECTINIDÆ.

†*Aviculopecten ægypticus*, n. sp., p. 437, pl. xxiv, fig. 11; WALTHER.
 †*A. tenuicollis*, p. 103, pl. v, fig. 9; FOORD.

†*Pecten*, sp. from W. Australia, p. 244, pl. ix, fig. 5; HUDDLESTON.

†*Pecten* sp., p. 174, pl. xviii, figs. 1 & 2; YOKOYAMA.

Pecten: shell, p. 342; JACKSON (1).

Pecten: anatomy and habit, p. 333; *id.* (1).

Pecten atlanticus, n. sp., p. 306, pl. xxii, figs. 9-9b; *P. (Janira) turtoni*, n. sp., p. 306, pl. xxii, figs. 10 & 10a: from St. Helena; SMITH (7). †*P. (Neithea) frühi*, n. sp., p. 180; MAYER-EYMAR (4). †*Pecten livoniani*, n. sp., p. 351, pl. xix, figs. 1a & b; *P. quinquepartitus*, n. sp., p. 352, pl. xix, figs. 2 & 3; BLANCKENHORN (2). †*Pecten subalpinus*, n. sp., p. 84, pl. i, figs. 13 & 14; PARONA. †*Pecten syriacus*, n. sp., p. 611; BLANCKENHORN (3).

AVICULIDÆ.

Aviculidæ: genealogical table, p. 390; JACKSON (1).

†*Avicula haradæ*, n. sp., p. 199, pl. xxv, figs. 12a & b; YOKOYAMA.

†*Inoceramus naumanni*, n. sp., p. 174, pl. xviii, figs. 3, 4a, b, & 5; †*I.* sp., *id.* figs. 6, 7a & b; *id.* †*I. montezumæ*, n. sp., p. 180, pl. xxviii, figs. 9 & 10; FELIX.

†*Margarita funiculata*, n. sp., p. 197, pl. xx, figs. 13a, b, c, & d; YOKOYAMA.

†*Pinna australis*, n. sp., p. 244, pl. ix, fig. 6; HUDDLESTON.

†*Posidonomya cretuceu*, n. sp., p. 180, pl. xxviii, fig. 12b; FELIX.

MYTILIDÆ.

Mytilacea: anatomy and histology of mantle border; RAWITZ (2).

Crenella pura, n. sp., p. 314, pl. xxiv, fig. 26, from St. Helena; SMITH (7).

†*Modiola*, n. sp., p. 245, pl. ix, fig. 8; HUDDLESTON.

†*Modiola vomer*, n. sp., p. 89, pl. ii, fig. 8; PARONA.

ARCIDÆ.

Arcacea: anatomy of the mantle-edge; RAWITZ (2).

Arca sanctæ-helenæ, n. sp., p. 305, pl. xxii, figs. 8 & 8b; SMITH (7).

†*Nuculina dobergensis*, n. sp., p. 121; LIENENKLAUS.

✓*Pectunculopsis*, n. subg. of *Pectunculus*; *P. moguntina*, n. sp., with fig.; EBERT.

NUCULIDÆ.

Cadomia bergeroni, n. sp., p. 798, pl. xxiii, fig. 4; BIGOT.

†*Cucullella affinis*, n. sp., p. 217, pl. iv, fig. 8; BEISHAUSEN.

Leda cestrota, n. sp., p. 255, pl. xiii, fig. 7; *L. platessa*, n. sp., p. 256; *L. pontonia*, n. sp., p. 257, pl. xiii, figs. 5 & 6; DALL (2).

Malletia goniura, n. sp., p. 251, pl. x, fig. 10; *M. (Tindaria?) æolata*, n. sp., p. 252; *M. (T.) agathida*, n. sp., p. 252, pl. xiii, fig. 10; *M. (T.) acimula*, n. sp., pl. xiii, fig. 4; *M. (T.) virens*, n. sp., p. 254, pl. xiii, fig. 3; *id.* (2).

Nucula callicredemna, n. sp., p. 258, pl. xiii, fig. 9, from U. S. A.; DALL (2).

†*N. picturata*, n. sp., p. 194, pl. xxv, figs. 1 & 2a, b; †*N. milnei*, n. sp., p. 195, pl. xxii, figs. 2a-c & 3; †*N. poronaica*, n. sp., p. 195, pl. xxv, fig. 3a-c; YOKOYAMA.

†*Palæoneilo*, n. sp., p. 28, pl. iv, fig. 5; BEISHAUSEN.

Yoldia scapania, n. sp., p. 254, pl. xiii, fig. 6; DALL (2).

MODIOLOPSIDÆ.

†*Cypricardites grandis*, n. sp., p. 387, fig. 19; ULRICH (3).

✓†*Ischyriodonta*, n. g., allied to *Modiolopsis*; †*I. truncata*, n. sp., p. 174, figs.; †*I. elongata*, n. sp., p. 175, fig. 12; *id.* (2).

†*Modiolopsis alata*, n. sp., p. 280, fig. 8; †*M. parva*, n. sp., p. 281, fig. 9; †*M. angustata*, n. sp., p. 283, fig. 10; *id.* (1). †*M. munieri*, n. sp., p. 794, pls. xxii, fig. 7, & xxiii, fig. 1; †*M. (?) morieri*, p. 795, pl. xxii,

fig. 4 ; BIGOT. †*M. oblonga*, n. sp., p. 222, fig. 1 ; †*M. subparallela*, n. sp., p. 273, fig. 2 ; *M. milleri*, n. sp., p. 274, fig. 3 ; ULRICH (1). †*M. oviformis*, n. sp., p. 276, fig. 4 ; †*M. simulatrix*, n. sp., p. 277, fig. 5 ; *M. pulchella*, n. sp., p. 278, fig. 6 ; †*M. subtruncata*, n. sp., p. 279, fig. 7 ; *id. t. c.* †*M. prima*, p. 793, pls. xxii, fig. 1, & xxiii, fig. 2 ; BIGOT.
 †*Modiomorpha retundata*, n. sp., p. 212, pl. iv, figs. 1, 1a, & 2 ; BEISHAUSEN.

†*Whitella*, n. gen., allied to *Cypricardites*, †*W. obliquata*, n. sp., p. 177, fig. 13 ; †*W. umbonata*, n. sp., p. 179, fig. 14 ; †*W. compressa*, n. sp., p. 180, fig. 15 ; ULRICH (2). †*W. scofieldi*, Ulrich, p. 382, fig. 16 ; †*W. truncata*, n. sp., p. 385, fig. 17 ; †*W. subovata*, n. sp., p. 386, fig. 18 ; *id.* (3)

TRIGONIIDÆ.

†*Schizodus symmetricus*, n. sp. ; CALVIN. †*S. peregrinus*, n. sp., p. 220, pl. iv, figs. 7a, 7b, & 11 ; BEISHAUSEN.
 †*Trigonia sologureni*, n. sp., p. 179, pl. xxvii, fig. 2 & 2a ; FELIX.

UNIONIDÆ.

Anodonta : key to the determination of South American forms, p. 157 ; IHERING (3).

Anodonta : description of new species, p. 149, from France ; LOCARD.

Anodonta cygnæa : organ of Bojanus ; anatomy ; RANKIN.

Anodonta cygnæa : tumour ; COLLINGS (3).

Anodonta of France : catalogue ; LOCARD.

Anodon : rate of growth ; BUXBAUM.

Anodonta hertwigii, n. sp., p. 150, pl. ix, fig. 7, from Brazil ; IHERING (2).

Columba spicci, n. sp., p. 135, pl. ix, fig. 4, from Brazil ; IHERING (3).

Table of species of *Columba*, p. 141 ; *id.* (3).

Mycetopus : distribution and species (S. America and Asia) ; FISCHER (1).

Pseudanodonta of France : catalogue ; LOCARD.

Pseudanodonta : descriptions of new species, pp. 180-148, from France ; LOCARD.

Unionacea : anatomy and histology of mantle edge ; RAWITZ (2).

Unionidæ : beaks, with figs. ; MARSHALL (5).

Unionidæ from Birmania ; *U. fea*, n. sp., p. 340 ; *U. haungdaraucicus*, n. sp., p. 341 ; *U. dolichorhynchus*, n. sp., p. 348 ; *U. protensus*, n. sp., p. 349 ; *U. pulcher*, n. sp., p. 350 ; *U. pulcher*, various varieties, pp. 350 & 351 ; *U. gianellii*, n. sp., p. 353 ; *U. rectangularis*, n. sp., p. 354 ; CANEFRI. *U. stagnorum*, n. sp., p. 577, pl. i, figs. 7-10, from Congo ; DAUTZENBERG.

Unionidæ from Brazil : revision ; IHERING (3).

Unio from Cuba, p. 328 ; CROSSE (2).

ÆTHERIIDÆ.

Aetheria nidus hirundinis, n. sp. ; SIMROTH (1).

CARDINIIDÆ.

†*Cardinia rugosa*, n. sp., p. 94, pl. ii, fig. 9 ; PARONA.

CARDITIDÆ.

†*Cardita aintabensis*, n. sp., p. 354, pl. xix, figs. 4-7 ; BLANCKENHORN (2).

†*Venericardia compressa*, n. sp., p. 196, pl. xxv, figs. 4a, b ; YOKOYAMA.

ASTARTIDÆ.

†*Astarte microphytes*, n. sp., p. 179, pl. xxvii, fig. 31 ; FELIX. †*A. præobliqua*, n. sp., p. 95, pl. ii, fig. 10 ; PARONA.

†*Cypricardella elongata*, n. sp., p. 226, pl. iv, figs. 3-4a ; †*C. subovata*, n. sp., p. 227, pl. iv, figs. 9 & 9a ; BEISHAUSEN.

CRASSATELLIDÆ.

†*Crassatella kagaharensis*, n. sp., p. 200, pl. xxv, figs. 14, 15a, b, & 16a, b ; YOKOYAMA. †*C. texana*, n. sp., p. 406, pl. xi, fig. 6 ; HEILPRIN (1).

†*Mokattamia*, n. g. ; MAYER-EYMAR (1).

ERYCINIDÆ.

Kellia crassiuscula, n. sp., from St. Helena, p. 313, pl. xxiv, fig. 23 ; *K. atlantica*, n. sp., p. 313, pl. xxiv, fig. 24 ; SMITH (7). *K. rostellata*, n. sp., p. 64 ; WILSON (1).

Montacuta semiradiata, n. sp., p. 65 ; *id.* (1). *M. subtriangularis*, p. 313, pl. xxiv, fig. 25 ; SMITH (7).

CARDIIDÆ.

†*Cardium acutum*, n. sp., p. 355, pl. xix, fig. 11 ; BLANCKENHORN (2).
†*C. cymotomon*, n. sp., p. 168, pl. xxvi, figs. 9 & 10 ; FELIX.

MONOPLEURIDÆ.

†*Anodontopleura*, n. g., allied to *Monopleura* ; †*A. speciosa*, n. sp., p. 167, pl. xxvi, figs. 1 & 2 ; FELIX.

†*Monopleura cumulus*, n. sp., p. 80, pl. v, fig. 22a, b ; POČTA.

†*Monopleura tulæ*, n. sp., p. 164, pl. xxv, figs. 2 & 12, pl. xxvi, figs. 4-7 ;
†*M. otomilli*, n. sp., p. 165, pl. xxv, figs. 5, 13, 14, & 14a ; †*M. votani*,
n. sp., p. 166, pl. xxv, figs. 4 & 4a ; FELIX.

†*Stenopleura*, n. g. : †*S. pileus*, n. sp., pl. v, figs. 19 & 20 ; POČTA.

†*Simacia*, n. g., p. 81 ; *id.*

CAPRINIDÆ.

†*Caprina striata*, n. sp., p. 84, pl. vi, fig. 1 ; †*C. incerta*, n. sp., p. 84, pl. vi, fig. 3 ; POČTA.

- †*Caprimula incerta*, n. sp., p. 85, pl. vi, fig. 11; ПОЧТА.
 †*Caprotina caudiculata*, n. sp., p. 83, pl. vi, figs. 4 a, b; †*C. sinuata*, n. sp., p. 83, pl. ii, fig. 21, pl. iii, fig. 2; †*C. perplexa*, n. sp., p. 83, pl. ii, figs. 5-8, pl. iii, figs. 1a, b; †*C. umbonata*, n. sp., p. 83, pl. v, fig. 24; †*C. sodalis*, n. sp., p. 84, pl. ii, figs. 2-4; †*C. pleuroidea*, n. sp., p. 84, pl. v, figs. 17a, b; †*C. stimulus*, n. sp., p. 82, pl. ii, figs. 19a, b, & 20; †*C. deformis*, n. sp., p. 82, pl. vi, fig. 17; †*C. vadosa*, n. sp., p. 83, pl. ii, fig. 18a, b, pl. v, fig. 28a, b; †*C. aculeata*, n. sp., p. 83, pl. ii, fig. 9a, b, & 10a, b; *id.*
 †*Cryptaulia*, n. g.: †*C. triangulum*, n. sp., p. 84, pl. ii, fig. 1; *C. paradoxa*, n. sp., p. 84, pl. iv, fig. 18; †*C. perlonga*, n. sp., p. 84, pl. iv, figs. 1-4; *id.*

RADIOLITIDÆ.

- †*Petalodontia*, n. g.: †*P. crassodentata*, n. sp., p. 86, pl. v, fig. 6; *P. foliodentata*, n. sp., p. 86, pl. iii, fig. 4, pl. v, figs. 1-3; †*P. aculeodentata*, n. sp., p. 86, pl. v, fig. 18a, b; ПОЧТА.
 †*Radiolites sanctæ-barbaræ*, n. sp., p. 85, pl. i, figs. 4-8, pl. ii, figs. 14-16; †*R. humilior*, n. sp., p. 86, pl. i, figs. 2 & 3; *id.*

CYPRINIDÆ.

- Basterotia oblonga*, n. sp., from St. Helena, p. 303, pl. xxii, figs. 5 & 5a; SMITH (7).
Callocardia albida, n. sp., p. 208; DALL (2).
Isocardia cor, with figs.; SOMERVILLE.

PACHYDOMIDÆ.

- †*Pachydomus carinatus* from W. Australia; FOORD (1).

VENERIDÆ.

- †*Cytherea cyprinaeformis*, n. sp., p. 105, pl. i, figs. 3a-c; †*C. condentata*, n. sp., p. 106, pl. i, fig. 4a-d; LIENENKLAUS. *C. eucymata*, n. sp., p. 271, pl. xiii, fig. 11; DALL (2).
 †*Tapes ezoënsis*, n. sp., p. 197, pl. xxv, figs. 6a, b, 7, & 8; YOKOYAMA.
 †*Venus koeneni*, n. sp., p. 107, pl. ii, fig. 1a-c; LIENENKLAUS.

CYRENIDÆ.

- †*Cyrena* and *Cyclas*-like shells from S. Africa; JONES (2).
Cyrena from Cuba, p. 327; CROSSE (2).
 †*Cyrena* (?) *sorachiensis*, n. sp., p. 201, pl. xxv, fig. 18a-c; YOKOYAMA.
 †*Fischeria lenzi*, n. sp., from Postpliocene, p. 578, pl. iii, figs. 3-8; DAUTZENBERG.
 †*Galateia duponti*, n. sp., from Postpliocene, pl. iii, figs. 1 & 2; †*G. tuckeyi*, n. sp., p. 573, pl. ii, figs. 1-6; *id.*
Pisidium idahoense, n. sp., U. S. A.; ROPER.
Pisidium from Cuba, p. 327; CROSSE (2).
Sphærium from Cuba, p. 327; *id.* (2).
Sphærium montanum, n. sp., p. 356, from Birmania; CANEFRI.

CYRENELLIDÆ.

Cyrenella from Cuba, p. 328; CROSSE (2).

UNGULINIDÆ.

Cryptodon fuegiensis, n. sp., p. 262, pl. xiv, fig. 2; DALL (2).

LUCINIDÆ.

Lucina inconspicua, n. sp., from St. Helena, p. 304, pl. xxii, fig. 6;
L. (Lodakia) compacta, n. sp., p. 304, pl. xxii, fig. 7; SMITH (7).
 †*Lucina paronaiensis*, n. sp., p. 196, pl. xxv, fig. 5a-c; YOKOYAMA.

TELLINIDÆ.

Cymatoica occidentalis, n. sp., p. 272, pl. x, fig. 11; *C. orientalis*, n. sp., p. 273, pl. x, fig. 12; DALL (2).

CUSPIDARIIDÆ.

Cuspidaria (?) *monosteira*, n. sp., p. 281, pl. viii, fig. 5; *C. (Lugonia) chilensis*, n. sp., p. 282, pl. xiii, fig. 13; DALL (2).

VERTICORDIIDÆ.

Verticordia perplicata, n. sp., p. 278, pl. viii, fig. 1; DALL (2).

ARCOMYIDÆ.

†*Goniomya vacckii*, n. sp., p. 12, pl. i, fig. 12; GIOLI. †*G. verbanæ*, n. sp., p. 102, pl. iii, fig. 11; PARONA.
 †*Pleuromya saltriensis*, n. sp., p. 101, pl. iii, fig. 10; *id.*

ANATINIDÆ.

Poromya cymata, n. sp., p. 289, pl. viii, fig. 4; *P. microdonta*, n. sp., p. 290, pl. viii, fig. 6; DALL (2).
 †*Thracia bellardi*, n. sp., p. 355, pl. xvii, fig. 11; BLANCKENHORN (2).
 †*T. primula*, n. sp., p. 245, pl. ix, fig. 7; HUDDLESTON.

GRAMMYSIIDÆ.

†*Grammysia beyrichi*, n. sp., p. 230, pl. iv, figs. 6a & b; BEISHAUSEN.

IV.—REFERENCES, SUBJECT-MATTER CLASSIFICATION.

GENERAL ANATOMY.

Mollusca; LANKESTER. *Cephalopod*: arm; PELSENEER (7). *Nudi-branchiata*, with figs.; BERGH (2); VAYSSIÈRE (2). *Aerope caffra*; PILSBRY (8). *Anomia*; JACKSON (1). *Chaetoderma nitidulum*; WIREN. *Cystopelta*, with figs.; HEDLEY. *Daudebardia rufa*; PLATE. *Forestia mirabilis*; TRINCHESE. *Helix rufescens*: dart-sac; COLLINGE (1). *Iso-*

cardia cor, with figs.; SOMERVILLE. *Lepidomenia*, n. g. of *Neomeniidae*; KOWALEVSKY & MARION. *Malacolimax*; POLLONERA (1). *Neptunia*; FISCHER & BOUVIER. *Pecten*; JACKSON (1). *Proneomenia*, with figs.; KOWALEVSKY & MARION. *Scalpellum* from Japan, with figs.; PILSHRY (2). *Siphonostoma diplochaeta*, with figs.; JOURDAN. *Slugs*; SIMROTH (3). *Valvata piscinalis*, with figs.; BERNARD (2). *Vitrina*, with figs.; SIMROTH (2).

MUSCULAR SYSTEM, &C.

Muscular impressions on shells of fossil Nautiloids; FOORD & CRICK (1). Mantle, *Acephala*; RAWITZ (2). *Scutum*; PELSENEER (8). Cerata in *Nudibranchiata*; HERDMAN. Epipodium in *Mollusca*: anatomy, with figs.; PELSENEER (5). Foot in *Chitonellus*; *id.* (6).

SHELL.

Malacology: arrangement of Museum specimens; PERRIER (E.). *Ceratites* of chalk, with figs.; DOUVILLE. *Clausilia*: nomenclature of oral folds; SMITH & WOODWARD. *Exogyra* and *Gryphaea*; JACKSON (1). *Murex*: modifications of the apex; BAKER. *Ostrea*; JACKSON (1). *Pecten*, p. 342; *id.* (1). *Phylloceras*: peristome, with figs.; HAUG. Shell coils in *Planorbis*; PFEFFER (2). Beaks of *Unionida*; MARSHALL (5).

GLANDS, &C.

Pericardial glands of *Gasteropoda*; GROBBEN. Mucous glands in *Prosobranchiata*; BERNARD (1). Glands in *Murex brandaris* and *Paludina vivipara*; CUENOT. Epithelium which produces the purple in *Purpura lapillus*; LETELIER (1).

HISTOLOGY.

Endothelium of gills in *Pelecypoda*; MÉNÉGAUX. Epidermis of *Ampullaria*; CROSSE & FISCHER (3).

DIGESTIVE SYSTEM.

Aplysiida; SUCCARDI. *Valvata piscinalis*; BARNARD (2). Radula in *Aplysiae*, with tables of teeth measurement; GARSTANG. Teeth of *Pyrgula*; BEECHER.

RESPIRATION AND CIRCULATION.

Communication between circulatory system and exterior; JOURDAN. *Neomenia*; PRUVOT. *Nautilus*; JOUBIN. Endothelium of gills; MÉNÉGAUX. Gills in *Prosobranchiata*; BERNARD (1).

NERVOUS SYSTEM AND SENSE ORGANS.

Pelecypoda; PELSENEER (2). *Acephala*, with figs.; RAWITZ (2). Development in *Limax*; HENCHMAN. *Parmophorus*, with figs.; BOUTAN. *Valvata piscinalis*, with figs.; BERNARD (2).

SENSE ORGANS.

Acephala, with figs.; RAWITZ (2). Molluscan mantle; *id.* (1) & THIELE. Eyes on mantle border of *Acephala*; RAWITZ (2). Organ of Spengel in *Prosobranchiata*; BERNARD (1).

EXCRETORY ORGANS.

Ancestral form in *Pelecypoda*; PELSENEER (1). Apparatus in *Prosobranchiata*; PERRIER (R.). Organ of Bojanus in *Anodonta*; RANKIN. Nephridia of *Chaetoderma*; WIRÈN.

GENITALIA.

Hermaphrodite *Pelecypoda*; PELSENEER (4). *Aplysiidae*; MAZZARELLI (2). Gland of Bohadsch; *id.* (3). *Aplysia*; ROBERT. *Aplysia*: use of pouch of Swammerdam; MAZARELLI (1). *Chaetoderma*; WIRÈN. *Helix albolabris*, with woodcut; PILSBRY (13). *H. aspersa*: parasitic castration; GARNAULT (1). *H. punctata*; WILLIAMS (1). Oyster; BOURNE (2). *Valvata piscinalis*; GARNAULT (2), BERNARD (2).

EMBRYOLOGY.

Breeding of *Achatina* from Zanzibar; SEMPER. *Limax maximus*, Nervous system; HENCHMAN. *Ostrea*; JACKSON (1). *Valvata piscinalis*, with figs.; BERNARD (2).

MORPHOLOGY.

Discussion on Evolution, Morphogeny, Progression, &c.; HYATT.

PHYLOGENY.

Mollusca; JACKSON (1). Relation of *Mollusca* to other groups; GIARD. Table of Nudibranchs; VAYSSIÈRE. *Pelecypoda*; JACKSON (1).

BIONOMICS.

Deep-sea *Mollusca*; DALL (2 & 3). Marine *Mollusca* in captivity; WATERS. Diseases and enemies of Molluscs; LOCARD, (1) chap. 5. Physiological influences affecting the culture of Molluscs; *id.* (1) chap. 5. Habits of Carbonic Calyptræans; KEYES (3). Habits of British *Hydrobia*; JENKINS (1). Habits of *Pecten*; JACKSON (1). Habits of *Vitrina pellucida*; COLLINGE (1). Causes of extinction of species: extinction of *Helix mitchelliana*; MCCREERY. Experiments on the taste of fish for *Mollusca*; HERDMAN & CHUB. Homing in Gasteropods; KEW. Oyster disease caused by *Polydora*: nature and remedies; WHITELEGGE (1). Oyster culture in Essex: threatened destruction; ROME. Migration and habits of *Goniodoris*; GARSTANG. Use of purple in *Purpura lapillus*; LETELLIER (1). Influence of strong water currents on an *Ætheria*; SIMROTH (1).

PHYSIOLOGY.

Aplysia: blood and lymphatic gland; CUÉNOT (1). Cellulose in *Mollusca*; AMBRONN. Colour of *Aplysiidæ*; GARSTANG. Colouring matter of *Aplysia*; SAINT-LOUP. Colour in *Arion ater*; GAIN. Purple of *Purpura lapillus*: nature and use; LETELLIER (1 & 2). Colouring and banding in Snails; WILLIAMS (3). Chemistry of the mid-gut in *Helix pomatia*; LEVY. Ciliary motion in gills and palps of Bivalves; M'ALPINE. Function of cerata of Nudibranchs; HERDMAN.

TERATOLOGY.

Tumour in *Anodonta*; COLLINGE (3). *Helix aspersa*: parasitic castration; GARNAULT (1). *H. aspersa*: cystic gonads; WILLIAMS (1). *H. nemoralis*, abnormal peristome; BALLE (1).

VARIATION.

Variation in *Mollusca*; COCKERELL (3), WILLIAMS (4). Species variation; FOERSTE. Variation in *Mollusca*, &c.; JAMES. *Aplysia*: radula; GARSTANG. *Limnæa peregra*; TAYLOR.

GEOGRAPHICAL DISTRIBUTION.

LAND AND FRESH-WATER MOLLUSCA.

Fauna of mountain lakes; ZSCHOKKE.

I.—PALÆARCTIC REGION.

Arionidæ, with index; POLLONERA (7). Shells; WESTERLUND (1 & 3).

1. *Septentrional Region*.

BRITISH ISLES.—British *Hydrobiæ*; JENKINS (1). Scotland: *Physa acuta*; JENKINS (2). Haddingtonshire: *Clausilia rugosa* and *Balea powersia*; EVANS. Ireland: *Mollusca*; MILNE: shells; ROEBUCK (5): *Helix lamellata*; DELAP. Cumberland: *Bulimus acutus*; ROEBUCK (1). Penistone: *Zonites glaber*; ADAMS (4). Lancashire: *Acme lineata*, *Helix aspersa*, and *H. lamellata*; STANDEN (1, 2, & 3). Puffin I.: land *Mollusca*; LEICESTER. Pembrokeshire: *Pupa ringens*; FALLOON (1). Weymouth: *Assiminea littorina*; SYKES. Derbyshire: shells; ADAMS (2). Staffordshire: *Helix fusca* and *H. lamellata*; BURREWS. Oxfordshire: *H. pisana*; COLLINGE (8): *Limæa flavus*, n. var., in Banbury; *id.* (4). Eastern counties: shells; ADAMS (5). Yorkshire: Lowthorpe and Driffild, shells; ROSS (1): *Limnæa glutinosa* near Hull; FIERKE: *Mollusca* noted at Bretton Park; NELSON & ROEBUCK: Driffild, shells; ROSS (2): Ingleton, Clapham, and district, land and fresh-water *Mollusca*; COLLINGE (5): Ingleton, presence of *Arion subfuscus*; *id.* (6): Kildale-in-Cleveland, *Mollusca*; HUDSON: Malham, *Mollusca*;

ROEBUCK (4), COLLINGE (7): Spofforth, *Mollusca*; NELSON; Upper Swaledale, *Mollusca*; ROEBUCK (3). Essex: land and freshwater *Mollusca*; CROUCH: Ingold, living *Cyclostoma elegans*; FRENCH. Lincolnshire: *Clausilia rolfii* at Well Vale; ROEBUCK (2): Trent shells; ROBERTS.

FRANCE.—Catalogue of *Pseudanodonta* and *Anodonta*; LOCARD. Pyrenées Orientales: *Acme fusca*; FAURE. Roussillon: land Molluscs; BUCQUOY. Allier: land and freshwater shells; AUCLAIR.

GERMANY.—Presence of *Helix obvia*; MARTENS (4). Nassau: shells; BORCHERDING. Graubünden: *Mollusca*; STEIN.

AUSTRIA.—Maehren: *Mollusca*; ULICNÝ.

BOHEMIA.—Land shells; KLIKA.

TYROL.—New *Pupa*; GREDLER (3).

RUSSIA.—Perm.: *Mollusca*; BÆTTGER (3).

2. *Circum-Mediterranean Region.*

TRIPOLIS.—Land Snails; MARTENS (3).

STYRIA.—Gastropods; PFEFFER, P.

ITALY.—*Mollusca*; SCHROEDER.

GREECE.—*Clausilia* species; BÆTTGER (1). Land Snails; SIMROTH (2).

SYRIA.—New shells; NÆGELE & BÆTTGER, NÆGELE.

4. *Chinese Region.*

Land shells; GREDLER (1).

HAINAN I.—Land and freshwater shells; FISCHER (2).

CHINA AND JAPAN.—Land shells; SCHMACKER & BÆTTGER.

II.—PALÆOTROPICAL AFRICAN ZONE.

Slugs from Africa; SIMROTH (2).

SAHARA.—New subfossil land and freshwater shells: FISCHER (5).

Central Africa.

List of shells collected by Emin Pasha; SMITH (6).

Land shells from Pondo-land; MARTENS (2).

EQUATORIAL AFRICA.—Land shells; MORELET.

LAKE TANGANYIKA.—Shells; BOURGUIGNAT.

CONGO.—*Mollusca*; DUPONT, DAUTZENBERG.

South Africa.

Terrestrial *Mollusca*; MELVILL & PONSONBY. *Achatina*, list of species; SMITH (7).

Malagasy Region.

NOSSI-BÉ.—Land and freshwater *Mollusca*; BÆTTGER (2).

III.—PALÆOTROPICAL ORIENTAL ZONE.

- EAST INDIA.—New land shells ; PILSBRY (12).
 CAMBOGE AND SIAM.—Shells ; MORELET.
 BORNEO.—3 new species of land shells ; GODWIN-AUSTEN.
 PHILIPPINES.—*Hemitrichia* ; MÖLLENDORFF (2). New land shells ;
id. (3).
 JAVA.—Freshwater and brackish *Mollusca* ; BETTGER (4).

IV.—AUSTRALIAN ZONE.

- N. S. WALES.—*Mollusca* of land and freshwater ; MUSSON. Wide range of *Agriolimnaea levis* ; HEDLEY (1). *Vaginula leydigii* and *V. hedleyi* ; *id.* (1).
 NEW ZEALAND.—Slugs ; SIMROTH (2).
 SANDWICH IS.—Land shells ; GULICK.

VI.—NEOTROPICAL ZONE.

- ANTILLES.—Terrestrial and fluviatile shells ; CROSSE (2).
 CUBA.—Land and freshwater shells, with an account of the characters of the fauna, p. 329 ; CROSSE (2).
 BRITISH GUIANA.—*Mollusca* ; QUELCH.
 BRAZIL.—Revision of the *Unionidae* ; IHERING (3).

VII.—NEARCTIC ZONE.

- AMERICA.—*Mollusca* ; COCKERELL (2). New and little known *Mollusca* ; PILSBRY (7).
 UNITED STATES.—Air-breathing *Mollusca* ; BINNEY.
 COLORADO.—*Mollusca* list ; COCKERELL (7).
 SAN FRANCISCO.—Freshwater Molluscs ; COOPER.
 FLORIDA.—Shells ; JOHNSON.
 GUATEMALA AND MEXICO.—New species of *Ampullaria* ; CROSSE & FISCHER (2).
 QUEBEC.—*Mollusca* ; ANON.

MARINE MOLLUSCA.

- CUMBERLAND COAST.—*Cypræa moneta* ; CRAWSHAW.
 LIVERPOOL DISTRICT.—Nudibranchs ; HERDMAN & CHUBB.
 PLYMOUTH.—*Opisthobranchiata* ; GARSTANG.
 TENBY.—Shells ; CUNDALL.
 YORKSHIRE.—Marine *Mollusca* ; DAVIS.
 S.W. COAST OF IRELAND.—*Mollusca* ; BOURNE (1).

GULF OF MARSEILLES.—*Mollusca*; GOURRET. Nudibranchiates;
VAYSSIÈRE.

COAST OF HERAULT.—*Mollusca*; GRANGER.

PORTUGAL.—Cephalopods; GIRARD.

PALERMO.—Deep sea Molluscs; MONTEROSATO.

ASCENSION I.—Marine *Mollusca*; SMITH (9).

ST. HELENA.—Marine *Mollusca*; *id.* (8).

PORT WLADIMIR, ON THE MURMAN COAST.—*Mollusca*; PFEFFER, E. (1).

TONKIN.—Marine *Mollusca*; CROSSE & FISCHER (1).

TIZARD BANK, CHINA.—Shells; SMITH (3).

SUNDA SEA.—*Nudibranchiata*; BERGH (1).

JAVA.—Marine *Mollusca*; BËTTGER (4).

Shells found in the shell-hills on the coast of Brazil; WOHLTMANN.

AUSTRALIA.—Marine *Mollusca*; WILSON (1). New *Mollusca*; COX.

MERIMBULA, N. S. WALES.—List of *Mollusca* trawled; BRAZIER.

PORT JACKSON, N. S. WALES.—List of *Mollusca*; WHITELEGGE.

GEOLOGICAL DISTRIBUTION.

TERTIARY.

Beds of Piedmont and Liguria: *Mollusca*; SACCO, BELLARDI.

Mollusca of Piedmont; SACCO (2).

Alsace: lists of fossils; MIEG, BLEICHER, & FLICHE.

New and imperfectly defined *Nautili*; FOORD & CRICK (3).

Post-Pliocene: Congo shells; DAUTZENBERG.

Pliocene of Italy: *Scalidæ*; BOURY (2).

Oligocene: *Mollusca* of Doberges; LIENENKLAUS.

Miocene of Italy: *Scalidæ*; BOURY (2).

Marine Miocene of Syria: fossils; BLANCKENHORN (3).

Upper Miocene of Montegibbio: *Muricidæ*, *Tritonidæ*, and *Fusciolaridæ*;

TOLDO: *Buccinidæ*, *Purpuridæ*, and *Olividæ*; PANPANELLI.

Tertiary basin of Vienna; *Pleurotomidæ*; HOERNES.

Eocene: land and freshwater snails; OPPENHEIM (2).

Eocene of Texas: *Mollusca*; HELLPRIEN (1).

Eocene: Paris shells; COSSMANN.

Eocene of Syria: fossils; BLANCKENHORN (2).

SECONDARY.

Mezozoic fossils from W. Australia; HUDDLESTON.

CRETACEOUS.

Nautili, new or imperfectly defined; FOORD & CRICK (3).

Cretaceous fossils of Japan, with many new species; YOKOYAMA.

Bohemian *Rudistes* ; POČTA.

List of Cretaceous fossils of Massachusetts, with figs. ; SHALER (1).

Cretaceous fossils of Mexico ; HEILPRIN (2), FELIX.

Upper Cretaceous of Syria : Pteropods ; BLANCKENHORN (1).

Neocomian fossils of Wororiewo ; PAVLOW (1).

Shells from Madagascar ; NEUMAYR.

Lower Cretaceous and Upper Jurassic : Russian and English fossils compared ; PAVLOW (2).

JURASSIC.

Nautili : new and imperfectly described species ; FOORD & CRICK (2, 3).

Fossils from the Couches Tithoniques de l'Ardèche ; TOUCAS.

Jurassic of Mexico : fossils ; FELIX.

Notes on fossils from Popielany in Lithuania ; SIEMIRADZKI (1).

Upper Jurassic : shells from Madagascar ; NEUMAYR.

Cephalopods of Poland ; SIEMIRADZKI (2).

Coralline Oolite ; Molluscs ; LORIOL (1, 2).

Inferior Oolite : Molluscs ; GIOLI : Ammonites ; BUCKMAN.

Lower Lias : shells from Lombardy ; PARONA.

TRIASSIC.

Estheria : JONES (1).

Trias of Vienna : a new *Cornularia* ; BITTNER.

PRIMARY.

CARBONIFEROUS.

Carboniferous Limestone of Arabia ; WALTHER.

Carboniferous of America : *Calyptroidæ* ; KEYES (3).

Carboniferous of W. Australia : Lamellibranchs, Gastropods, and Cephalopods ; FOORD.

DEVONIAN.

Devonian fossils of Angers ; OEHLERT.

List of Devonian fossils from Rhinelands ; MAURER.

Devonian Cephalopods ; FOORD.

Devonian Lamellibranchs ; BEISHAUSEN.

SILURIAN.

Silurian Lamellibranchs ; BIGOT.

Upper Silurian of Victoria, Australia : list of fossils ; ETHERIDGE.

Hyalithes acutus ; REMELÉ.

Cambrian and Silurian of Manitoba : 8 new fossils ; WHITEAVES.

CAMBRIAN.

Pteropods of W. Australia ; FOORD.

BRACHIOPODA.

BY

P. CHALMERS MITCHELL, B.A., F.Z.S.

- I.—INTRODUCTION, p. 1.
II.—LIST OF PAPERS, p. 1.
III.—REFERENCES ; SYSTEMATIC CLASSIFICATION : p. 4.
IV.—REFERENCES ; SUBJECT-MATTER CLASSIFICATION : p. 8.
-

I.—INTRODUCTION.

MOST of the work is palæontological, and very many new species have been described.

MCCREERY writes on the causes leading to the extinction of species, and ROLFE has an interesting paper on the characters and distribution of Brachiopod genera.

DALL, FISCHER & OEHLERT, PFEFFER, and WHITELEGGE have written on living forms.

INARTICULATA : *Lingulodiscina*, new genus.

ARTICULATA : *Branconia*, *Cyrtotheca*, *Dyscolia*, *Eucalathis*, *Heimia*, new genera.

II.—LIST OF PAPERS.

BITTNER, A. (1) Brachiopoden der Alpenen Trias. Abh. der k. k. Geol. Reichsanstalt Wien, xiv, 325 pp., 41 pls.

Cyrtotheca, n. g.

— (2) Die Trias von Eberstein u. Pölling in Kärnten. JB. geol. Reichsanst. xxxix, pp. 482-488.

With several new species.

CALVIN, S. Some New Species of Palæozoic Fossils. Bull. Lab. Iowa, i, pp. 173-181, 3 pls.

- DALL, W. H. Preliminary Report on the Collection of *Mollusca* and *Brachiopoda* obtained in 1887-88. VII. On Scientific Results of Explorations by the U. S. Fish Commission Steamer 'Albatross.' P. U. S. Nat. Mus. xii, pp. 219-362, pls. v-xiv.
Brachiopoda, pp. 231 & 232.
- FELIX, J. Versteinerungen aus der Mexicanischen Jura und Kreide-Formation. Paläontogr. xxxvii, pp. 140-199.
Brachiopoda, p. 176, pl. xxvii.
- FISCHER, P., & OEHLERT, D. P. (1) Sur la Répartition Stratigraphique des Brachiopodes de mer profonde recueillis durant les expéditions du Travailleur et du Talisman. C.R. cxi, pp. 247-249.
- & —. (2) Diagnoses de nouveaux Brachiopodes. J. de Conch. xxx, pp. 70-74,
Dyscolia, n. g.; type, *Terebratulina wyvillei*. *Eucalathis*, n. g.; type, *T. murrayi*. *E. ergastiga*, n. sp. *Mühlefeldtia echinata*, n. sp.
- FOERSTE, A. F. Notes on Clinton Group Fossils, with Special Reference to Collections from Indiana, Tennessee, and Georgia. P. Bost. Soc. xxiv, pp. 253-353, pls. iv-xi.
With several new species.
- FOORD, A. H. Notes on the Palæontology of Western Australia. Geol. Mag. 1890, pp. 145-155, pls. vi & vii.
Brachiopoda, pp. 145-154.
- FOORD, A. H., & WOODWARD, II. Notes on the Fossils of Western Australia. Introductory by Dr. WOODWARD. Descriptions of Fossils from the Kimberley District, Western Australia. T. c. pp. 97-105, pls. iv & v.
Brachiopoda, p. 100.
- GAGEL, C. Die Brachiopoden der cambrischen und silurischen Geschiebe in Diluvium der Provinzen Ost- und Westpreussen. 97 pp., 5 pls. Beiträge zur Naturk. Preussens. Herausgegeben von der Phys.-Oek. Ges. Königsberg: 1890.
Branconia, n. g., and many new species.
- GLASS, REV. NORMAN. On a new Form of Spiral in *Spirifera glabra*. Geol. Mag. 1890, pp. 461-463, woodcut.
- HAAS, H. J. Kritische Beiträge zur Kenntniss der jurassischen Brachiopoden-Fauna des Schweizerischen Juragebirges u. seiner angrenzenden Landestheile. I. Abh. Schw. pal. Ges. xvi, pp. 1-35, 2 pls. II. *Op. cit.* xvii, p. 36, 3 pls.
Many new species. *Heimia*, n. g.
- LUCAS, A. H. S. On the Occurrence of *Kraussina lamarchiana*, Davidson, at Williamstown, with a Census of the Victorian *Brachiopoda*. P. R. Soc. Vict. ii, pp. 48 & 49.

MC CREERY, J. M. Note on some of the Causes of Extinction of Species. *Am. Geol.* 1890, pp. 100-104.

Causes usually a large number of apparently unimportant biogenic conditions.

MEISSNER, M. Bericht ueber die Brachiopodenliteratur des Jahres 1887. *Arch. f. Nat.* 1888, ii, pp. 38-42.

OEHLERT, D. P. (1) Sur le Devonien des Environs d'Angers. *Bull. Soc. géol.* xvii, pp. 742-791, pls. xviii-xxi.

Several new species.

— (2) Note sur différents groupes établis dans le genre *Orthis* et en particulier sur *Rhipidomella*, Oehlert (= *Rhipidomys*, Oehlert, olim.). *J. de Conch.* xxx, pp. 367-374, woodcut.

PARONA, C. F. I Fossili del Lias inferiore di Saltrio in Lombardia. *Atti Soc. Ital.* xxxiii, pp. 69-103, pls. i-iii.

Brachiopoda, pp. 74 & 75, no plates.

PFEFFER, E. Die Fauna der Insel Jeretik, Port Wladimir an der Murman-Küste nach den Sammlungen des Herrn Kapitän Horn. *JB. Hamb.* vii, pp. 63-96.

Brachiopods, p. 83.

ROLFE, CHARLES W. Characters and Distribution of the Genera of *Brachiopoda*. *Am. Nat.* 1889, pp. 983-998.

The classification of the genera is "based mainly on external characteristics." Charts of the distribution are given.

WALTHER, J. Ueber eine Kohlen-Kalk-Fauna aus der aegyptisch-arabischen Wüste. *Z. geol. Ges.* xlii, pp. 419-449.

Brachiopoda, pp. 430-436.

WHITELEGGE, T. List of the Marine and Freshwater Invertebrate Fauna of Port Jackson and the Neighbourhood. *J. R. Soc. N. S. W.* xxiii, pp. 163-330.

Brachiopoda, pp. 293 & 294.

WHITFIELD, R. P. Description of a New Genus of Inarticulate Brachiopodous Shell. *Bull. Am. Mus. Nat. Hist.* iii, pp. 121 & 122, woodcuts.

Lingulodiscina, n. g.

WILSON, E. Fossil Types in the Bristol Museum. *Geol. Mag.* 1890, pp. 363-372 & 411-416.

Brachiopoda, pp. 412 & 414.

WINCHELL, N. H. Notice of the Discovery of *Lingula* and *Paradoxides* in the Red Quartzites of Minnesota. *Bull. Minnesota Acad.* iii, pp. 103-105.

III.—REFERENCES; SYSTEMATIC CLASSIFICATION.

Brachiopoda : characters and distribution : ROLFE.

Review of literature for 1887 ; MEISSNER.

Brachiopoda of deep sea ; FISCHER, P., & OEHLERT, D. P. (1).

Type fossils in Bristol Museum, pp. 412 & 414 ; WILSON.

Brachiopoda from Swiss Jurassic, with figs. ; HAAS.

Brachiopoda from Lias of Lombardy ; PARONA.

INARTICULATA.

CRANIIDÆ.

† *Crania davidsoni*, n. sp., p. 24, pl. i, figs. 13 & 14 ; GAGEL.

† *Pseudocrania pectinata*, n. sp., p. 25, pl. i, fig. 11 ; *P.* n. sp., pl. i, fig. 10 ;
id.

LINGULIDÆ.

† *Lingula elongata*, n. sp., p. 21, pl. i, fig. 4 ; GAGEL.

✓ † *Lingulodiscina*, n. g. ; WHITFIELD.

† *Lingula* in the Red Quartzites of Minnesota ; WINCHELL.

ARTICULATA.

ATRYPIDÆ.

† *Atrypa marginalis*, p. 314, pl. vi, figs. 8 & 9 ; FOERSTE.

† *Atrypa reticularis* from W. Australia, p. 100, woodcut ; FOORD.

KONINCKIDÆ.

† *Amphiclina*, n. sp., p. 486 ; BITTNER (2).

† *Amphiclina haberfelneri*, n. sp., p. 149, pl. xxx, fig. 33 ; † *A. luyensis*,
n. sp., p. 150, pl. xxx, fig. 35 ; † *A. squamula*, n. sp., p. 142, pl. xxx, fig. 37 ;
† *A. intermedia*, n. sp., p. 271, pl. xxx, fig. 40 ; † *A. speciosa*, n. sp., p. 151,
fig. 41 ; *id.* (1). † *A. amœna*, n. sp., p. 127, pl. xxx, fig. 13 ; † *A. cognata*,
n. sp., p. 148, pl. xxx, fig. 17 ; † *A. coarctata*, n. sp., p. 149, pl. xxx, fig. 18 ;
† *A. scitula*, n. sp., p. 119, pl. xxx, fig. 19 ; † *A. aptera*, n. sp., p. 122,
pl. xxx, fig. 20 ; † *A. unguлина*, n. sp., p. 238, pl. xxx, fig. 21 ; † *A. sturi*,
n. sp., p. 122, pl. xxx, fig. 22 ; † *A. intermedia*, n. sp., p. 271, pl. xxx, fig. 26 ;
id. (1). † *A. laubei*, n. sp., p. 99, pl. iii, fig. 9 ; † *A. speciosa*, n. sp., p. 100,
pl. iii, fig. 10 ; † *A. hernsteinensis*, n. sp., p. 237, pl. xvi, fig. 19 ; † *A.*
ambigua, n. sp., p. 238, pl. xvi, fig. 20 ; *id.* (1).

† *Amphiclinodontu zugmayeri*, n. sp., p. 239, pl. xvi, fig. 21 ; † *A. magna*,

A dagger (†) indicates fossil species.

n. sp., p. 242, pl. xvi, fig. 23 ; †*A. amphitoma*, n. sp., p. 240, pl. xvi, fig. 24 ; †*A. crassula*, n. sp., p. 241, pl. xvi, fig. 26 ; †*A. carnica*, n. sp., p. 136, pl. xxx, fig. 24 ; †*A. rostrum*, n. sp., p. 132, pl. xxx, fig. 42 ; †*A. stachei*, n. sp., p. 135, pl. xxx, fig. 43 ; *id.* (1).

†*Koninckia oligocæla*, n. sp., p. 96, pl. iii, fig. 5 ; †*K. fastigata*, n. sp., p. 97, pl. iii, fig. 6 ; †*K. leopoldi*, n. sp., p. 232, pl. xvi, fig. 1 ; †*K. elegantula*, n. sp., p. 234, pl. xvi, fig. 5 ; †*K. blandula*, n. sp., p. 234, pl. xvi, fig. 13 ; †*K. planiuscula*, n. sp., p. 236, pl. xvi, fig. 15 ; †*K. strophomenoides*, n. sp., p. 235, pl. xvi, fig. 16 ; †*K. alata*, n. sp., p. 236, pl. xvi, fig. 17 ; *id.* (1).

†*Koninckella* (?) *sellaris*, n. sp., p. 269, pl. xxxix, fig. 21 ; *id.* (1).

†*Koninckina telleri*, n. sp., p. 131, pl. xxx, fig. 1 ; †*K. expansa*, n. sp., p. 132, pl. xxx, fig. 11 ; *id.* (1).

†*Kraussina lamareckiana* at Williamstown, Australia ; LUCAS.

PRODUCTIDÆ.

†*Chonetes*, p. 103, pl. v, fig. 6 ; FOORD.

†*Productus subquadratus*, p. 152, pl. vii, fig. 5 ; †*P. undatus*, p. 152, pl. vii, fig. 6 ; †*P. tenuistriatus*, p. 151, pl. vii, figs. 4 & 4a ; *id.* †*P. semireticulatus*, p. 433, pl. xxvi, figs. 8-11 ; WALTHER.

RHYNCHONELLIDÆ.

††*Branconia borussica*, n. g. & sp., p. 62, pl. iv, fig. 12 ; GAGEL.

†*Rhynchonella arcestiphila*, n. sp., p. 267, pl. xxiv, fig. 16 ; †*R. misella*, n. sp., p. 267, pl. xxiv, fig. 17 ; †*R. pusillula*, n. sp., p. 268, pl. xxiv, fig. 18 ; †*R. guttata*, n. sp., p. 268, pl. xxiv, fig. 18 ; †*R. uncinulina*, n. sp., p. 267, pl. xxiv, fig. 19 ; †*R. concordia*, n. sp., p. 264, pl. xxvii, figs. 1-17 ; BITTNER (1). †*R. bajuvarica*, n. sp., p. 162, pl. xli, fig. 1 ; †*R. curantana*, n. sp., p. 144, pl. xli, fig. 6 ; †*R. pupula*, n. sp., p. 105, pl. xli, fig. 7 ; †*R. rimulata*, n. sp., p. 228, pl. xli, fig. 8 ; †*R. deliciosa*, n. sp., p. 155, pl. xxxv, fig. 26 ; †*R. deliculata*, n. sp., p. 17, pl. xxxv, fig. 28 ; †*R. attilina*, n. sp., p. 16, pl. xxxvii, fig. 1 ; †*R. arpadica*, n. sp., p. 160, pl. xxxvii, fig. 17 ; †*R. salinaria*, n. sp., p. 169, pl. xxxvii, fig. 30 ; †*R. sublata*, n. sp., p. 104, pl. xxxviii, fig. 11 ; †*R. generosa*, n. sp., p. 227, pl. xxxix, fig. 10 ; †*R. pirum*, n. sp., p. 214, pl. xxxix, fig. 20 ; †*R. hecuba*, n. sp., p. 169, pl. xl, fig. 28 ; †*R. familiaris*, n. sp., p. 262, pl. xxvii, fig. 18 ; †*R. lilii*, n. sp., p. 262, pl. xxvii, fig. 23 ; †*R. fuggeri*, n. sp., p. 265, pl. xxvii, fig. 24 ; †*R. spreta*, n. sp., p. 266, pl. xxvii, fig. 27 ; †*R. torrenensis*, n. sp., p. 261, pl. xxviii, fig. 6 ; †*R. arcua*, n. sp., p. 40, pl. xxxi, fig. 1 ; †*R. retractifrons*, n. sp., p. 39, pl. xxxi, fig. 2 ; †*R. pichleri*, n. sp., p. 102, pl. iii, fig. 21 ; †*R. blaasi*, n. sp., p. 104, pl. iii, fig. 24 ; †*R. linguligera*, n. sp., p. 105, pl. iii, fig. 26 ; †*R. lingularis*, n. sp., p. 153, pl. iii, fig. 27 ; †*R. carinthiaca*, n. sp., p. 134, pl. iv, fig. 1 ; †*R. annexa*, n. sp., p. 213, pl. viii, fig. 20 ; †*R. angulifrons*, n. sp., p. 214, pl. viii, fig. 23 ; †*R. associata*, n. sp., p. 214, pl. viii, fig. 27 ; †*R.*

pirum, n. sp., p. 214, pl. ix; †*R. lingulina*, n. sp., p. 215, pl. x, fig. 1; †*R. projectifrons*, n. sp., p. 41, pl. xxxi, fig. 16; *R. productifrons*, n. sp., p. 41, pl. xxxi, fig. 18; †*R. protractifrons*, n. sp., p. 41, pl. xxxi, fig. 20; †*R. ottomana*, n. sp., p. 47, pl. xxxi, fig. 23; †*R. cimbrica*, n. sp., p. 48, pl. xxxi, fig. 24; †*R. volitans*, n. sp., p. 47, pl. xxxi, fig. 25; †*R. teutonica*, n. sp., p. 49, pl. xxxi, fig. 26; †*R. vedidaexcavata*, n. sp., p. 10, pl. xxxi, fig. 27; †*R. trinodosi*, n. sp., p. 13, pl. xxxii, figs. 17–35; *id.* (1). †*R. acinus*, n. var. *convexa*, p. 318, pl. vi, fig. 13; FÖRSTER. †*R. pugnus*, p. 101, pl. v, figs. 2 & 2a; FOORD. †*R. haloppila*, n. sp., p. 218, pl. xi, fig. 1; †*R. halorica*, n. sp., p. 220, pl. xi, fig. 17; †*R. synophrys*, n. sp., p. 221, pl. xi, fig. 24; †*R. mimula*, n. sp., p. 220, pl. xii, fig. 1; †*R. sublevata*, n. sp., p. 221, pl. xii, fig. 4; †*R. schönni*, n. sp., p. 221, pl. xii, fig. 9; †*R. intercurrents*, n. sp., p. 222, pl. xii, fig. 11; †*R. juvavica*, n. sp., p. 222, pl. xii, fig. 14; †*R. associata*, n. sp., p. 223, pl. xii, fig. 31; †*R. notabilis*, n. sp., p. 225, pl. xiii, fig. 1; BITTNER (1). †*R. kittlii*, n. sp., p. 226, pl. xiii, fig. 5; †*R. mojsisovicsi*, n. sp., p. 226, pl. xiii, fig. 8; †*R. intermixta*, n. sp., p. 225, pl. xiii, fig. 10; †*R. geyeri*, n. sp., p. 229, pl. xiii, fig. 11; †*R. amulatrix*, n. sp., p. 229, pl. xiii, fig. 18; †*R. imitatrix*, n. sp., p. 230, pl. xiii, fig. 21; †*R. regilla*, n. sp., p. 226, pl. xiii, fig. 23; †*R. superba*, n. sp., p. 228, pl. xiv, fig. 1; *id.* (1). †*R. cuneiformis*, n. sp., p. 58, pl. v, fig. 14; †*R. baltica*, n. sp., p. 59, pl. v, fig. 13; †*R. kiesoniana*, n. sp., p. 59, pl. v, fig. 12; †*R. vanhoeffeni*, n. sp., p. 59, pl. v, fig. 15; *R.*, n. sp., p. 59, pl. iv, fig. 15; GAGEL. †*R. douvillei*, n. sp., p. 6, pl. i, figs. 1 & 2; †*R. rothpletzi*, n. sp., p. 11, pl. ii, fig. 13; †*R. bertschingeri*, n. sp., p. 13, pl. ii, figs. 14–19; †*R. petitclerci*, n. sp., p. 85, pl. x, fig. 15; HAAS. †*R. pleurodon*, p. 433, pl. xxiv, figs. 9a–d; WALTHER.

†*Rhynchonellina juvavica*, n. sp., p. 192, pl. xxv; BITTNER (1).

SPIRIFERIDÆ.

†*Athyris macleayana*, p. 149, pl. vii, fig. 3, and woodcut; FOORD.
 †*Cyrtina fritschii*, n. sp., p. 79, pl. xli, fig. 20; BITTNER (1).
 †*Retzia ladina*, n. sp., p. 92, pl. iii, fig. 1; †*R. münsteri*, n. sp., p. 91, pl. iii, fig. 4; †*R. pretiosa*, n. sp., p. 246, pl. xv, fig. 1; *id.* (1). †*R. brancorias*, n. sp., p. 66, pl. i, fig. 27; GAGEL. †*R. modesta*, n. sp., p. 274, pl. xxix, fig. 15; †*R. latiuscula*, n. sp., p. 275, pl. xxix, fig. 16; †*R. speciosa*, n. sp., p. 43, pl. xxxii, fig. 14; †*R. schwageri*, n. sp., p. 21, pl. xxxvi, fig. 1; †*R. benecki*, n. sp., p. 21, pl. xxxvi, fig. 5; †*R. lorelzi*, n. sp., p. 120, pl. xxxviii, fig. 23; BITTNER (1).
 †*Spirifer*: various species, with figs., pp. 778–780; OEHLERT (1).
 †*Spirifer bazini*, n. sp., p. 781, pl. xx, fig. 3; *id.* (1).
 †*Spirifer*, var. species, p. 436, pl. xxv; WALTHER.
 †*Spirifera radiata*, p. 313, pl. v, fig. 6; *S. (Cyrtia) rostellum*, p. 313, pl. v, fig. 5; FÖRSTER. †*Spirifera* from Devonian of W. Australia, p. 100, pl. v, fig. 1; †*S. hardmani*, n. sp., p. 146, pl. vii, figs. 1 & 1a.; †*S. kimberleyensis*, n. sp., p. 105, pl. v, fig. 11; †*S. lata*, p. 145, pl. vi; †*S.*

musakheylensis, p. 147, pl. vii, fig. 2, pl. v, fig. 12 ; FOORD. †*S. glabra* : new form of spiral ; GLASS.

†*Spiriferina bæckhii*, n. sp., p. 285, pl. xxvi, fig. 8 ; †*S. dernoensis*, n. sp., p. 284, pl. xxvi, fig. 12 ; †*S. lipoldi*, n. sp., p. 139, pl. xxviii, fig. 20 ; †*S. ptychitiphila*, n. sp., p. 44, pl. xxxiii, fig. 17 ; †*S. avarica*, n. sp., p. 35, pl. xxxv, fig. 6 ; †*S. manca*, n. sp., p. 30, pl. xxxv, fig. 12 ; †*S. pia*, n. sp., p. 34, pl. xxxv, fig. 22 ; †*S. pectinata*, n. sp., p. 31, pl. xxxv, fig. 24 ; †*S. fuchii*, n. sp., p. 120, pl. xxxviii, fig. 20 ; †*S. feneckii*, n. sp., p. 55, pl. xxxviii, fig. 24 ; †*S. fraasi*, n. sp., p. 165, pl. xl, fig. 34 ; †*S. ampla*, n. sp., p. 165, pl. xli, fig. 10 ; †*S. fortis*, n. sp., p. 119, pl. xli, fig. 19 ; †*S. klipsteini*, n. sp., p. 73, pl. ii, fig. 1 ; †*S. frondescens*, n. sp., p. 74, pl. ii, fig. 2 ; †*S. badiotica*, n. sp., p. 75, pl. ii, fig. 3 ; †*S. tyrolensis*, n. sp., p. 75, pl. ii, fig. 5 ; †*S. venustula*, n. sp., p. 74, pl. ii, fig. 4 ; †*S. evanescens*, n. sp., p. 133, pl. iv, fig. 4 ; †*S. halobiarum*, n. sp., p. 248, pl. xiv, fig. 10 ; *id.* (1). †*S. lipoldi*, n. sp., p. 486 ; *id.* (2).

†*Spirigera ambigua*, pl. xxiv, figs. 1, 2, 4, & 5 ; *id.*

†*Spirigera hofmanni*, n. sp., p. 487 ; BRITNER (2).

†*Spirigera leptorhyncha*, n. sp., p. 272, pl. xxix, fig. 1 ; †*S. eurycolpos*, n. sp., p. 273, pl. xxix, fig. 7 ; †*S. hofmanni*, n. sp., p. 272, pl. xxix, fig. 23 ; †*S. cislonensis*, n. sp., p. 255, pl. xxix, fig. 32 ; †*S. dolomitica*, n. sp., p. 255, pl. xxix, fig. 34 ; †*S. marmorea*, n. sp., p. 42, pl. xxxiii, fig. 1 ; †*S. venetiana*, n. sp., p. 49, pl. xxxiii, fig. 22 ; †*S. balatonica*, n. sp., p. 159, pl. xxxvii, fig. 25 ; †*S. hexagonalis*, n. sp., p. 156, pl. xxxvii, fig. 27 ; †*S. trisulcata*, n. sp., p. 141, pl. xxxvii, fig. 29 ; *S. packyrhyncha*, n. sp., p. 245, pl. xv, fig. 6 ; *S. ausseana*, n. sp., p. 71, pl. xv, fig. 8 ; *id.* (1).

STROPHOMENIDÆ.

†*Orthis biforata* : causes of extinction ; MCCREERY.

†*Orthis calligramma*, p. 308, pl. vi, figs. 4 & 5 ; FOERSTE.

†*Leptaena interstriates*, p. 776, pl. xix, fig. 10 ; *L. sedgwicki*, p. 776, pl. xix, fig. 8, pl. xx, fig. 1 ; OEHLERT (1).

†*Leptaena transversalis* : Dalman varieties, p. 293 ; FOERSTE.

†*Streptorhynchus crenistria*, p. 435, pl. xxv, figs. 1a, b, 2, & 5 ; WALTHER.

†*Strophomena obscura*, p. 306, pl. vi, figs. 15 & 16 ; FOERSTE.

†*Strophomena patenta*, p. 300, pl. v, fig. 22 ; †*S. hanoverensis*, n. sp., p. 301, pl. vi, fig. 1 ; †*S. corrugata*, var. *pluri-striata*, n. var., p. 303, pl. vi, figs. 26 & 27 ; *id.*

†*Strophonema aequistriata*, n. sp., p. 42, pl. iii, fig. 17 ; †*S. schmidtii*, n. sp., p. 47, pl. iii, fig. 4 ; †*S. lindströmi*, n. sp., p. 43, pl. iii, fig. 12 ; †*S. pompecki*, n. sp., p. 43, pl. v, fig. 24 ; †*S. jentzchi*, n. sp., p. 44, pl. v, fig. 26 ; †*S. pseudoglypha*, n. sp., p. 45, pl. iii, fig. 16 ; GAGEL.

†*Strophonema sculpta*, n. sp., p. 46, pl. iii, fig. 21 ; †*S. extensa*, n. sp., p. 47, pl. iii, fig. 15 ; *id.*

TEREBRATULIDÆ.

†*Dictyothyris*, n. sp. ?, p. 26, pl. ii, figs. 1 & 2 ; †*D. rollieri*, n. sp., p. 28, pl. ii, figs. 2-5 ; HAAS.

- † *Dielasnia hastatum*, p. 432, pl. xxiv, figs. 7, 8, & 10; WALTHER.
 † *Dyscolia*, n. g.; type, *Terebratulina wyvillei*; FISCHER & OEHLERT (2).
 † *Eucaluthis*, n. g.; type, *Terebratulina murrayi*; *E. ergastiga*, n. sp.;
id. (2).
Mühlefeldtia echinata, n. sp.; *id.* (2).
 † *Pentamerus zingeri*, n. sp., p. 55, pl. iv, fig. 6; GAGEL.
 † *Terebratula dorenbergi*, n. sp., p. 176, pl. xxvii, figs. 8 & 8a, b;
 FELIX. † *T. farciliensis*, n. sp., p. 95, pl. x, figs. 1-4; HAAS. † *T.*
hungarica, n. sp., p. 278, pl. xxvi, figs. 2 & 3; † *T. prepuncta*, n. sp.,
 p. 257, pl. xxviii, fig. 2; † *T. laricimontana*, n. sp., p. 39, pl. xxxiii,
 fig. 21; † *T. aulacothyroidea*, n. sp., p. 62, pl. xxxviii, fig. 10; † *T. veszprí-*
mica, n. sp., p. 158, pl. xxxix, fig. 18; † *T. neglecta*, n. sp., p. 60, pl. i,
 fig. 3; † *T. ladina*, n. sp., p. 61, pl. i, fig. 4; † *T. debilis*, n. sp., p. 61, pl. i,
 fig. 5; † *T. tenella*, n. sp., p. 61, pl. i, fig. 6; † *T. capsella*, n. sp., p. 64,
 pl. i, fig. 12; BITTNER (1).
 † *Terebratula (Cryptonella) iowensis*, n. sp., p. 174, pl. iii, figs. v a & b;
 CALVIN.
Terebratula julica, n. sp., p. 125, pl. iv, fig. 14; BITTNER (1).
 † *Walldheimia, aff. Damesi*, n. sp., p. 487; *id.* (2). † *W. patricia*, n. sp.,
 p. 258, pl. xxvi, fig. 20; † *W. reflexa*, n. sp., p. 258, pl. xxvi, fig. 21; † *W.*
porrecta, n. sp., p. 64, pl. i, fig. 11; † *W. major*, n. sp., p. 137, pl. iv, fig. 12;
 † *W. eudoxa*, n. sp., p. 127, pl. iv, fig. 18; † *W. dualis*, n. sp., p. 199,
 pl. v, fig. 8; † *W. reascendens*, n. sp., p. 199, pl. v, fig. 14; † *W. pulchella*,
 n. sp., p. 200, pl. v, fig. 15; † *W. commendai*, p. 200, pl. v, fig. 17; † *W.*
dualina, n. sp., p. 200, pl. v, fig. 18; † *W. sandlingensis*, n. sp., p. 201, pl. v,
 fig. 21; *id.* (1).
 † *Zeibleria sorlinensis*, n. sp., p. 32, pl. ii, figs. 22 & 23; HAAS.

THECIDIIDÆ.

- † *Thecidium asperulatum*, n. sp., p. 68, pl. i, fig. 18; † *T. gryphæatum*,
 n. sp., p. 68, pl. i, fig. 17; † *T. piestingense*, n. sp., p. 232, pl. xv, fig. 26;
 † *T. stürgenbaumi*, n. sp., p. 280, pl. xxvi, fig. 16; † *T. cymbula*, n. sp.,
 p. 55, pl. xxxviii, fig. 34; † *T. zalaense*, n. sp., p. 157, pl. xxxviii, p. 35;
 BITTNER (1).
 † *Thecospira tenuistriata*, n. sp., p. 143, pl. xxxviii, fig. 27; † *T. zug-*
mayeri, n. sp., p. 68, pl. i, fig. 16; *id.* (1).

IV.—REFERENCES; SUBJECT-MATTER

CLASSIFICATION.

GENERAL ANATOMY.

Spirifera glabra: new form of spiral; GLASS.

GEOGRAPHICAL DISTRIBUTION.

Brachiopoda : ROLFE.

Brachiopods of deep sea ; FISCHER & OEHLERT.

Murman Coast, Port Wladimir ; PFEFFER.

Australia, Victoria ; LUCAS.

N. S. Wales : *Brachiopoda* of Port Jackson ; WHITELEGGE.

GEOLOGICAL DISTRIBUTION.

Jurassic of Switzerland ; HAAS.

Lias *Brachiopoda* from Lombardy ; PARONA.

Carboniferous Limestone of Arabia ; WALTHER.

Devonian of Angers ; OEHLERT (1).

Cambrian and Silurian ; GAGEL.

POLYZOA.

BY

P. CHALMERS MITCHELL, B.A., F.Z.S.

- I.—INTRODUCTION, p. 1.
II.—LIST OF PAPERS, p. 1.
III.—REFERENCES ; SYSTEMATIC CLASSIFICATION, p. 4. .
IV.—REFERENCES ; SUBJECT-MATTER CLASSIFICATION, p. 9.
-

I.—INTRODUCTION.

AMONG the most important papers recorded this year, is BRÆM's monograph on the anatomy and development of freshwater *Bryozoa*. The Rev. T. HINCKS has valuable notes on the classification of *Polyzoa*. LANG has a very interesting account of the anatomy and affinities of *Cephalodiscus*. CORI writes on the anatomy and development of the nephridia in *Polyzoa*, and DAVENPORT and PROUHO have important embryological papers. In systematic work a great deal has been done. In all, 111 new living species and 25 new fossil species have been described.

ENTOPROCTA : 1 new *Rhabdopleura*.

ECTOPROCTA : CYCLOSTOMATA : *Hypocyttis*, new genus.

CTENOSTOMATA : *Vinella*, new fossil genus.

CHEILOSTOMATA : *Tremopora* and *Cyclostomella*, new living genera, and *Diastoporina*, new fossil genus.

VERMIFORMIA : 1 new *Phoronis*.

II.—LIST OF PAPERS.

ANDREWS, E. A. On a new American Species of the remarkable Animal *Phoronis*. Ann. N. H. v, pp. 445-449, woodcut.

Phoronis architecta, n. sp.

BOURNE, G. C. Report of a Trawling Cruise in H.M.S. 'Research' off the S.W. Coast of Ireland. *J. Mar. Biol. Ass. (n.s.)* i, pp. 306-323.

Polyzoa, p. 318.

BRÆM, F. Untersuchungen über die Bryozoen des süßen Wassers. *Bibl. Zool. Heft.* 6, i & ii, 1890, 15 pls.

On the anatomy and development of the *Bryozoa* of fresh water, with descriptions of the German forms.

CORI, C. I. Ueber Nierenanälchen bei Bryozoen. *Lotos*, xi, pp. 1-18, 1 pl.

The *Ectoprocta* and the *Phylactolemata* have a metanephros, while the *Entoprocta* have a protonephros.

CUÉNOT, M. L. Formation des Produits Génitaux par les Glandes Lymphatiques (invertébrés). *C.R. Ass. Fr. Sci.* 1889, ii, pp. 581-586.

Bryozoa, p. 583.

DAVŃNPORT, C. B. *Cristatella*: the Origin and Development of the Individual in the Colony. *Bull. Mus. C. Z.* xx, pp. 1-151, 11 pls., many woodcuts.

An elaborate account of the development.

FOERSTE, A. F. Notes on Clinton Group Fossils, with Special Reference to Collections from Indiana, Tennessee, and Georgia. *P. Bost. Soc.* xxiv, pp. 253-353, pls. iv-xi.

With several new species.

GIOLI, G. Briozoi neogenici dell' isola di Pianosa nel Mar Tirreno. *Mem. Soc. Tosc.* x, pp. 251-266, pl. xiv.

On Tertiary *Bryozoa*.

HARMER, S. F. (1) On the Regeneration of Lost Parts in *Polyzoa*. *Rep. Brit. Ass.* 1890, pp. 862 & 863.

— (2) On the Origin of the Embryos in the Ovicells of the Cyclostomatous *Polyzoa*. *P. Cambr. Phil. Soc.* vii, p. 48.

HINDE, G. J. Notes on the Palæontology of Western Australia. Corals and *Polyzoa*. *Geol. Mag.* vii, 1890, pp. 194-204, pls. viii & viiia.

Polyzoa, pp. 199-204. Several new species.

HINCKS, REV. T. Critical Notes on the *Polyzoa*. Part II. Classification. *Ann. N. H.* v, pp. 83-103.

JULLIEN, J. Description d'un Bryozoaire nouveau du Genre *Rhabdopleura*. *Bull. Soc. Z. Fr.* xv, pp. 180-183, woodcut.

Rhabdopleura grimaldii, n. sp.

KHVOROSTANSKIĪ, I. K. *Bryozoa* Murmanskaiio proberezh'ya. *Trudui St. Petersburg Est.* xxi, i, pp. 7-16.

Bryozoa of the Murman coast.

- KIRKPATRICK, R. Report on the *Hydrozoa* and *Polyzoa* collected by P. W. Bassett-Smith, Esq., Surgeon R.N., during the Survey of the Tizard and Macclesfield Banks, in the China Sea, by H.M.S. 'Rambler,' Commander W. U. Moore. Ann. N. H. v, pp. 11-24, pls. iii-v. *Polyzoa*, pp. 16-24, with several new species.
- LANG, A. Zum Verständniss der Organisation von *Cephalodiscus dodecephalus*, M'Int. Jen. Z. Nat. xxv, pp. 1-12.
Gives an account of the anatomy of *Cephalodiscus*, based on Harmer, and then discusses its relations. He accepts Harmer's conclusion that it is an ally of *Balanoglossus*, and suggests that it is a near relation of *Balanoglossus*, modified by sedentary and tubicolous life.
- LANKESTER, E. RAY. *Polyzoa*. Reprint from the Encycl. Brit. Zoological articles. London (A. & C. Black) : 1891.
- LIENENKLAUS, E. Die Ober-Oligocän Fauna des Doberges. J. Ber. Ver. Osnabr. viii, pp. 43-174.
Bryozoa, pp. 141-146.
- MACGILLIVRAY, P. H. (1) On some South Australian *Polyzoa*. Tr. R. Soc. S. Austr. xii, pp. 24-30, pl. ii.
— (2) An additional List of South Australian *Polyzoa*. *Op. cit.* xiii, pp. 1-7, pl. i.
— (3) Description of New or Little-known *Polyzoa*. P. R. Soc. Vict. ii, pp. 106-110, pls. iv & v.
- MICHAELSEN, W. Jahresbericht ueber die Bryozoen für 1886 u. 1887. Arch. f. Nat. 1888, ii, pp. 10-37.
- NAMIAS, F. (1) Briozoi Pliocenici del Modense. Mem. Soc. Mod. ix, pp. 63 & 64.
— (2) Sul Valore Sistemático di alcune specie di Briozoi. *T. c.* pp. 69-76.
- ORTMANN, A. Die Japanische Bryozoen-fauna. Bericht ueber die von Herrn Dr. L. Döderlein in Jahre 1880-81, gemachten Sammlungen. Arch. f. Nat. liv, Bd. 1, pp. 1-74, pls. i-iv.
Tremopora, n. g., *Cyclostomella*, n. g., *Hypocytis*, n. g.; and many new species.
- OSSWALD, VON. Die *Bryozoa* der Mecklenbùrgischen Kreidegeschiebe. Arch. Ver. Mecklenb. xliii, pp. 101-110.
- PARONA, C. F. I Fossili del Lias inferiore di Saltrio in Lombardia. Atti Soc. Ital. xxxiii, pp. 69-103, pls. i-iii.
Bryozoa, p. 73, no plate.
- PERGENS, É. Bryozoaires dragués par M. G. Dollfus dans le Nord-Ouest de la Méditerranée. Ann. Soc. Mal. Belg. xxiv, Bull. des Séances, pp. lvii-lxiii.

PROUHO, H. Recherches sur la Larve de la *Flustrella hispida* (Gray).
Arch. Z. exper. viii, pp. 408-459, woodcuts, and pls. xxii-xxiv.

Chief points are :—Presence of two chitinous valves covering the aboral region. Mesoderm divided into muscles and cellular bands. Nervous system and aboral sensory organ. Fixation, and then a process of histolysis takes place.

RIDLEY, H. N. Notes on the Zoology of Fernando Noronha. J. L. S.
xx, pp. 473-503. *Polyzoa*, by KIRKPATRICK, R., pp. 504-506, woodcuts.

2 new species.

SEELIGER, O. Bemerkungen zur Knospenentwicklung der Bryozoen.
Z. wiss. Zool. 1, pp. 561-599, 2 pls., woodcut.

ULRICH, E. O. New Lower Silurian *Bryozoa*. J. Cincinn. Soc. xii,
pp. 173-198, woodcuts.

Vinella, n. g., allied to *Mimosella*; *Diastoporina*, n. g.

VINE, G. R. A Monograph of the *Polyzoa* (*Bryozoa*) of the Red Chalk
of Hunstanton. Q. J. Geol. Soc. xlvi, pp. 454-486, pl. xix.

With several new species.

WHITELEGGE, T. List of the Marine and Freshwater Invertebrate
Fauna of Port Jackson and the Neighbourhood. J. R. Soc. N. S. W.
xxiii, pp. 163-330.

Polyzoa, pp. 282-293.

ZSCHOKKE, F. Faunistische Studien an Gebirgsseen. Verh. Ges. Basel,
ix, pp. 1-62.

ZYKOFF, W. Zur Fauna der Süßwasser Bryozoen der Umgegend von
Moskau. Zool. Anz. xiii, p. 444.

III.—REFERENCES ; SYSTEMATIC CLASSIFICATION.

Polyzoa : review of literature for 1886-87 ; MICHAELSEN.

Polyzoa : LANKESTER.

Polyzoa : classification ; HINCKS.

Systematic value of Bryozoan species ; NAMIAS (2).

Polyzoa from China Sea ; KIRKPATRICK : from Japan ; ORTMANN :
from Fernando Noronha ; KIRKPATRICK, *vide* RIDLEY.

Polyzoa : regeneration of lost parts ; HARMER (1).

Polyzoa : nephridia ; CORI : anatomy and development ; BRÆM.

ENTOPROCTA.

Loxosoma : development of buds ; SEELIGER.

Rhabdopleura grimaldii, n. sp. ; JULLIEN.

Cephalodiscus : anatomy and affinities ; LANG.

ECTOPROCTA.

I. PHYLACTOLÆMATA.

Cristatella : development, with figs. ; DAVENPORT.

II. GYMNOLÆMATA.

CYCLOSTOMATA.

DIASTOPORIDÆ.

Diastopora prominens, n. sp., p. 64, pl. iv, fig. 38 ; ORTMANN. †*D. hunstantonensis*, n. sp., p. 475, pl. xix, figs. 10a & 10b ; †*D. hunstantonensis*, Vine, var. *a*, p. 475, pl. xix, figs. 11a & 11b ; †*D. jessoni*, n. sp., p. 478, pl. xix, figs. 12a & 12b ; VINE.

FENESTELLIDÆ.

†*Phylloporina sublaxa*, n. sp., p. 179, with fig. ; †*P. halli*, n. sp., p. 181, with fig ; ULRICH.

†*Polypora australis*, n. sp., p. 199, pl. viia, figs. 3 & 3a ; HINDE.

FRONDIPORIDÆ.

Fasciculipora simplex, n. sp., p. 65, pl. iv, fig. 39 ; *F. carinata*, n. sp., p. 65, pl. iv, fig. 40 ; ORTMANN.

†*Hypocyttis*, n. g. ; *H. asteriscus*, n. sp., p. 66, pl. ii, fig. 19 ; *id.*

IDMONEIDÆ.

Entalophora conferta, n. sp., p. 61, pl. iv, fig. 30 ; *E. crassa*, n. sp., p. 61, pl. iv, fig. 31 ; ORTMANN.

Hornera cervicornis, n. sp., p. 60, pl. iv, fig. 27 ; *id.*

Idmonea pulcherrima, n. sp., p. 22, pl. iv, figs. 6 & 6b ; KIRKPATRICK. *I. tenella*, n. sp., p. 59, pl. iii, fig. 3 ; *I. falciformis*, n. sp., p. 59, pl. iii, fig. 4 ; ORTMANN. †*I. multipunctata*, n. sp., p. 255, pl. xiv, figs. 1a & b ; †*I. cristata*, n. sp., p. 255, pl. xiv, figs. 2, 2a, & 2b ; GIOLI.

LICHENOPORIDÆ.

†*Defrancia cespitosa*, n. sp., p. 252, pl. xiv, figs. 1a, b, & c ; GIOLI.

Lichenopora capillata, n. sp., p. 22, pl. iv, figs. 4 & 4a ; KIRKPATRICK. *L. conica*, n. sp., p. 64, pl. iv, fig. 24 ; *L. imperialis*, n. sp., p. 64, pl. iv, fig. 35 ; ORTMANN.

PTILODICTYONIDÆ.

†*Ptilodictya farctus*, n. sp., p. 328, pl. vi, fig. 31 ; †*P. famelicus*, n. sp., p. 329, pl. vi, fig. 32 ; †*P. rudis*, n. sp., p. 329, pl. vi, fig. 33 ; FOERSTE.

RHABDOMESODONTIDÆ.

†*Rhombopora tenuis*, n. sp., p. 203, pl. viiia, figs. 4 & 4a; HINDE.

STICTOPORIDÆ.

†*Stictoporella rigida*, n. sp., p. 188, with fig.; ULRICH.

TUBULIPORIDÆ.

Alecto irregularis, n. sp., p. 62, pl. iv, fig. 34; *A. polysticha*, n. sp., p. 62, pl. iv, fig. 35; ORTMANN.

†*Proboscina angustata*, p. 467, pl. xix, figs. 1a-d; †*P. irregularis*, n. sp., p. 468, pl. xix, figs. 2a & b; †*P. uberrima*, n. sp., pl. xix, figs. 3a & b; †*P. gracilis*, Reuss., n. var. *reussii*, p. 469, pl. xix, figs. 4a & b; †*P. hunstantonensis*, n. sp., p. 470, pl. xix, figs. 5a & b; †*P. jessoni*, n. sp., p. 471, pl. xix, figs. 7a & b; †*P. gigantopora*, p. 471, pl. xix, figs. 8a & b; VINE.

†*Stomatopora tenuissima*, n. sp., p. 175, with fig.; †*S. turgida*, n. sp., p. 176; ULRICH.

Tubulipora continua, n. sp., p. 63, pl. iv, fig. 36; ORTMANN.

CTENOSTOMATA.

Amathia plumosa, n. sp., p. 110; MACGILLIVRAY (3).

Vesicularia bilateralis, n. sp., p. 30, pl. ii, fig. 4; *id.* (1).

†*Vinella*, n. g., allied to *Mimosella*; †*V. repens*, n. sp., with fig.; ULRICH.

CHEILOSTOMATA.

ADEONIDÆ.

Adeonella japonica, n. sp., pl. iv, fig. ii; *A. sparassis*, n. sp., pl. iv, fig. 10; ORTMANN.

BICELLARIIDÆ.

Bugula lophodendron, n. sp., p. 24, pl. i, fig. 18; *B. japonica*, n. sp., p. 25, pl. i, fig. 19; *B. hexacantha*, n. sp., p. 25, pl. i, fig. 21; ORTMANN. *B. schaphoides*, n. sp., p. 18, pl. iv, fig. 1; KIRKPATRICK.

CATENARIIDÆ.

Catenaria otophora, n. sp., p. 17, pl. v, figs. 1 & 1c; KIRKPATRICK.

CELLEPORIDÆ.

Cellepora bicirrhata, n. sp., p. 55, pl. iii, fig. 12; *C. triacantha*, n. sp., p. 55, pl. i, fig. 12; *C. transversa*, n. sp., p. 55, pl. i, fig. 13; *C. trituber-*

culata, n. sp., p. 56, pl. i, fig. 28 ; *C. denticulata*, n. sp., p. 56, pl. iii, fig. 13 ; *C. radiata*, n. sp., p. 56, pl. i, fig. 14 ; *C. pachyclados*, n. sp., p. 57, pl. iv, fig. 14 ; *C. attenuata*, n. sp., p. 57, pl. iv, fig. 15 ; ORTMANN.

Cellepora ridleyi, n. sp., p. 505, fig. 2 ; KIRKPATRICK, *vide* RIDLEY.

CELLULARIIDÆ.

Crisia : development of embryo ; HARMER (2). *C. crisioides*, n. sp., p. 57, pl. iv, fig. 16 ; *C. nigrijuncta*, n. sp., p. 58, pl. iv, fig. 19 ; ORTMANN.

Menipea porteri, n. sp., p. 25 ; MACGILLIVRAY (1). *M. integra*, n. sp., p. 21, pl. i, fig. 1 ; *M. compacta*, pl. i, fig. 2 ; *M. compacta*, n. var. *dilatata* ; ORTMANN.

Scrupocellaria frondis, n. sp., p. 505, with woodcut ; KIRKPATRICK, *vide* RIDLEY.

CRIBILINIDÆ.

Cribilina annulata, n. var. *setosa*, p. 18, pl. v, fig. 4 ; KIRKPATRICK.
C. reniformis, n. sp., p. 32, pl. ii, fig. 29 ; ORTMANN.

ESCHARIDÆ.

† *Eschara planaria*, n. sp., p. 260, pl. xiv, figs. 7 & 7a ; GIOLI.

Escharoides geminata, n. sp., p. 43, pl. iii, fig. 17 ; *E. teres*, n. sp., p. 43, pl. iii, fig. 21 ; *E. rhomboidalis*, n. sp., p. 44, pl. iii, fig. 22 ; ORTMANN.

† *Lepralia incrassata*, n. sp., p. 260, pl. xiv, fig. 6 ; GIOLI. *L. onucha*, n. sp., p. 20, pl. v, figs. 5 & 5a ; KIRKPATRICK. *L. foliacea*, p. 39 ; *L. magnicella*, n. sp., p. 39, pl. iii, fig. 8 ; *L. megalocarpa*, n. sp., p. 40, pl. iii, fig. 9 ; *L. bidentata*, n. sp., p. 40, pl. iii, fig. 10 ; *L. symmetrica*, n. sp., p. 40, pl. iii, fig. 11 ; *L. acuta*, n. sp., p. 41, pl. iii, fig. 12 ; *L. obtusata*, n. sp., p. 41, pl. iii, fig. 13 ; ORTMANN.

Mucronella lateralis, n. sp., p. 47, pl. iii, fig. 28 ; *M. lanceolata*, n. sp., p. 47, pl. iii, fig. 30 ; *M. serratimargo*, n. sp., p. 48, pl. iii, fig. 33 ; *M. inconspicua*, n. sp., p. 48, pl. iii, fig. 31 ; ORTMANN. *M. mentalis*, n. sp., p. 109, pl. v, fig. 7 ; MACGILLIVRAY (3).

Myriozoum superficiale, n. sp., p. 53, pl. iii, fig. 2 ; *M. pulchrum*, n. sp., p. 53, pl. iv, fig. 8 ; ORTMANN.

Phylactella geometrica, n. sp., p. 20, pl. v, figs. 7-7c ; KIRKPATRICK.

Porella fissurata, n. sp., p. 41, pl. iii, fig. 14 ; *P. areolata*, n. sp., p. 42, pl. iii, fig. 20 ; *P. transversalis*, n. sp., p. 42, pl. iii, fig. 15 ; ORTMANN.

Schizoporella smeatonii, n. sp., p. 5, pl. i, figs. 3 & 3a ; MACGILLIVRAY (2). *S. ternata*, n. sp., p. 48, pl. viii, fig. 34 ; *S. aterrima*, n. sp., p. 49, pl. iii, fig. 36 ; *S. cnochros*, n. sp., p. 50, pl. iii, fig. 18 ; *S. pellucida*, n. sp., p. 50, pl. iv, fig. 1 ; *S. brunnescens*, n. sp., p. 50, pl. iv, fig. 2 ; *S. subhexagona*, n. sp., p. 51, pl. iii, fig. 3 ; ORTMANN. *S. impar*, n. sp., p. 107, pl. v, fig. 3 ; *S. spiccosa*, n. sp., p. 108, pl. v, fig. 4 ; *S. nodulifera*, n. sp., p. 108, pl. v, fig. 5 ; *S. porteri*, n. sp., p. 109, pl. v, fig. 6 ; MACGILLIVRAY (2).

Smittia adienelloides, n. sp., p. 46, pl. ii, fig. 9 ; ORTMANN.

EUCRATEIDÆ.

Hippothoa connata, n. sp., p. 52, pl. iv, fig. 7; ORTMANN.

FLUSTRELLIDÆ.

Flustrella hispida: larva; PROUHO.

FLUSTRIDÆ.

Carbasea rhizophora, n. sp., p. 27, pl. i, fig. 24; ORTMANN.

Diachoseris discodermiæ, n. sp., p. 26, pl. i, fig. 23; *D. hexaceras*, n. sp., p. 26, pl. i, fig. 30; *id.*

Flustra spoliata, n. sp., p. 27, pl. i, fig. 31; *id.*

GEMELLARIIDÆ.

Gemellaria macrostoma, n. sp., p. 23, pl. i, fig. 15; ORTMANN.

MEMBRANIPORIDÆ.

Amphiblestrum bituberculatum, n. sp., p. 29, pl. i, fig. 25; ORTMANN.

Biflustra jugalis, n. sp., p. 3, pl. i, figs. 2 & 2a; MACGILLIVRAY (2). *B. seriaca*, n. sp., p. 107, pl. v, fig. 1; *B. uncinata*, n. sp., p. 107, pl. v, fig. 2; *id.* (3).

† *Membranipora gaultina*, n. sp., p. 484, pl. xix, figs. 13a & 13b; VINE.

M. hastilis, n. sp., p. 18, pl. v, fig. 3; KIRKPATRICK. *M. pankoplites*, n. sp., p. 28, pl. ii, fig. 14; ORTMANN. *M. praelonga*, n. sp., p. 3, pl. i, fig. 1; MACGILLIVRAY (2).

‡ *Tremopora*, n. g., allied to *Amphiblestrum*; *T. dendracanthum*, n. sp., p. 29, pl. ii, fig. 6; ORTMANN.

MICROPORELLIDÆ.

Adeonellopsis zietzii, n. sp., p. 27, pl. ii, fig. 3; MACGILLIVRAY (1).

Microporella dimidiata, n. sp., p. 38, pl. iii, fig. 6; ORTMANN.

MICROPORIDÆ.

† *Diastoporina*, n. g.; † *D. flabellata*, n. sp.; ULRICH.

Diporula coronula, n. sp., p. 39, pl. iii, fig. 7; ORTMANN.

Micropora lioticha, n. sp., p. 30, pl. ii, fig. 2; *id.*

Stirpariu exilis, n. sp., p. 106, pl. iv; MACGILLIVRAY (3).

Thairopora whitelli, n. sp., p. 27, pl. ii, fig. 2; *id.* (1).

RETEPORIDÆ.

Reteporella periphica, n. sp., p. 36, pl. ii, fig. 26; *R. dendroides*, n. sp., p. 36, pl. ii, fig. 27; *R. minor*, n. sp., p. 57, pl. ii; ORTMANN.

Retepora pectinata, n. sp., p. 21, pl. v, figs. 6-6c; KIRKPATRICK. *R. anatina*, n. sp., p. 33, pl. ii, fig. 16; *R. sanguinea*, n. sp., p. 34, pl. ii, fig. 17; *R. tenella*, n. sp., p. 34, pl. ii, fig. 21; *R. tumescens*, n. sp., p. 34, pl. ii, fig. 20; *R. bimunita*, n. sp., p. 34, pl. ii, fig. 22; *R. semispinosa*, n. sp., p. 35, pl. ii, fig. 23; *R. victoriensis*, p. 35, pl. ii, fig. 18; *R. punctiligera*, n. sp., pl. ii, fig. 24; *R. cornuta*, n. sp., p. 35, pl. i, fig. 27; *R. axillaris*, n. sp., p. 36, pl. ii, fig. 25; ORTMANN.

SALICORNARIIDÆ.

Cellaria triangularis, n. sp., p. 32, pl. ii, fig. 13; ORTMANN.
Cyclostomella, n. g.; *C. articulata*, n. sp., p. 32, pl. ii, fig. 14; *id.*

VERMIFORMIA.

Phoronis architecta, n. sp., with woodcuts; ANDREWS.
Phoronis: anatomy and histology; CORI.

IV.—REFERENCES; SUBJECT-MATTER CLASSIFICATION.

GENERAL ANATOMY.

Polyzoa; LANKESTER.
 Freshwater *Bryozoa*, with many plates; BRÆM.
Phoronis architecta, n. sp., with woodcuts; ANDREWS.
Phoronis; CORI.
Cephalodiscus; LANG.

EXCRETORY ORGANS.

Nephridia of *Polyzoa*; CORI.

GENITALIA.

CUÉNOT.

EMBRYOLOGY.

Polyzoa of fresh water; BRÆM.
 Development of *Cristatella*; DAVENPORT.
Crisia: origin of embryos; HARMER (2).
 Larva of *Flustrella hispida*; PROUHO.
 Budding in *Polyzoa* and *Loxosoma*; SEELIGER.

BIONOMICS.

Cephalodiscus an ally of *Balanoglossus* modified by sedentary life ;
LANG.

Regeneration of lost parts in *Polyzoa* ; HARMER (1).

GEOGRAPHICAL DISTRIBUTION.

Fauna of mountain lakes ; ZSCHOKKE.

S.W. of Ireland : *Polyzoa* ; BOURNE.

Mediterranean : *Polyzoa* ; PERGENS.

Japan : *Polyzoa* ; ORTMANN.

China Sea, Tizard and Macclesfield Banks : *Polyzoa* ; KIRKPATRICK.

Australia : New *Polyzoa* ; MACGILLIVRAY (3).

S. Australia : *Polyzoa* ; *id.* (1 & 2).

N. S. Wales, Port Jackson : *Polyzoa* ; WHITELEGGE.

Murman Coast : *Polyzoa* ; KИVOROSTANSKIИ.

Fernando Noronha : *Polyzoa* ; KIRKPATRICK, *vide* RIDLEY.

Moscow : Freshwater *Polyzoa* ; ZYKOFF.

GEOLOGICAL DISTRIBUTION.

Tertiary : *Polyzoa* from Italy ; GIOLI.

Upper Oligocene : *Polyzoa* from Doberges ; LIENENKLAUS.

Pliocene : *Polyzoa* from Modena ; NAMIAS (1).

Cretaceous : *Polyzoa* of Red Chalk of Hunstanton ; VINE

Cretaceous : *Polyzoa* from Mecklenburg ; OSSWALD.

Lias : *Polyzoa* from Lombardy ; PARONA.

Silurian : *Polyzoa* ; ULRICH.

CRUSTACEA.

BY

CECIL WARBURTON, B.A.

I.—LIST OF PUBLICATIONS.*

- AMBRONN, H. (1) Cellulose-Reaction bei Arthropoden und Mollusken. *MT. z. Stat. Neap.* ix, pp. 475-478.
- . (2) Ueber den Glanz des Sapphires. *T. c.* pp. 479-482. *Abstr. J. R. Micr. Soc.* 1890, p. 720.
- ANDREWS, E. A. Autotomy in the Crab. *Am. Nat.* xxiv, pp. 138-142, 2 cuts, 1 pl.
- ^cAUBERT, A. J., MARIUS, —, & DOLLFUS, A. Notice sur les Isopodes terrestres de Marseille et de Salon, avec descriptions et figures d'espèces nouvelles. *Bull. Soc. Étud. sci. Paris*, xiii, 1890, pp. 61-70. Apart, Rennes: Oberthür, 1890, 8vo, 12 pp.
33 species; 6 new species; new genus *Stenoniscus*.
- BEDDARD, F. E. On the minute structure of the Eye in some Shallow-Water and Deep-Sea Species of the Isopod Genus *Arcturus*. *P. Z. S.* 1890, iii, pp. 365-375, 1 pl. *Abstr. J. R. Micr. Soc.* 1890, p. 720.
- VAN BENEDEN, P. J. Une Coronule de la baie de Saint-Laurent (*Coronula regine*). *Bull. Ac. Belg.* (3) xx, pp. 49-54, 1 pl.
- BERNARD, H. Hermaphroditismus bei Phyllopoden [*Lepidurus* sp.]. *Jen. Z. Nat.* xxv, p. 337.
- BLANCHARD, R. (1) Sur une Matière Colorante des *Diaptomus*, analogue à la Carotène des végétaux. *C.R.* cx, pp. 292-294.
- . (2) Sur un Carotène d'origine animale, constituant le Pigment Rouge des *Diaptomus*. *Mém. Soc. Zool.* iii, pp. 113-122.

* An asterisk prefixed to a quotation indicates that the Recorder has not seen the Journal or Work referred to.

BLANCHARD, R., & RICHARD, J. Sur les Crustacés des Sebkahs et des Chotts d'Algérie. C.R. cxi, pp. 118-120 ; Bull. Soc. Zool. xv, pp. 136-138.

A few *Branchiopoda* and *Copepoda*. No new species.

BOAS, J. E. V. Abstract of his paper on the development of marine and freshwater forms of *Palaemonetes varians*. J. R. Micr. Soc. 1890, p. 36. [See Zool. Rec. xxvi, *Crust.*, BOAS, A.]

BONNIER, J. (1) Le Dimorphisme des Mâles chez les Crustacés Amphipodes. C.R. cxi, pp. 987-989.

— (2) Les Amphipodes du Boulonnais. II. *Microprotopus maculatus*, Norman. III. *Cressa dubia*, Spence Bate. Bull. Sci. Fr. Belg. xxii, pp. 173-201, 3 pls.

A detailed description of their external features and appendages.

— (3) Abstract of his paper on the *Amphipoda* of the Boulonnais. Ann. N. H. (6) v, p. 263. [See Zool. Rec. xxvi, *Crust.*, BONNIER.]

BOURNE, G. C. (1) Report of a Trawling Cruise in H.M.S. 'Research,' off the S.W. Coast of Ireland. [A list of *Crustacea*, pp. 314-317.] J. Mar. Biol. Ass. i, 3, pp. 306-323.

— (2) Report on the Surface Collections made by Mr. W. T. Grenfell in the North Sea and West of Scotland. *Op. cit.* i, 4, p. 376, 1 pl. Containing several *Crustacea* ; 1 new species.

— (3) Notes on the genus *Monstrilla*, Dana. Q. J. Micr. Sci. xxx, pp. 565-578, 1 pl. Abstr. J. R. Micr. Soc. 1890, p. 325.

BOUVIER, E. L. (1) Sur le Système Circulatoire du Carapace chez les Crustacés Décapodes. C.R. cx, pp. 1211-1213. Transl. Ann. N. H. (6) vi, pp. 190-193.

— (2) Sur la Circulation Pulmonaire des Crabes terrestres du genre *Cardisoma*. C.R. Soc. Biol. 1890, p. 379.

Like (1).

— (3) Sur un cercle circulatoire annexe chez les Crustacés Décapodes. Bull. Soc. Philom. (8) ii, p. 135.

— (4) Préparation de l'Appareil Circulatoire de l'Écrevisse. Feuille Nat. xxi, p. 15.

— (5) Observations préliminaires sur l'organisation de la *Dromia vulgaris*. Bull. Soc. Philom. (8) ii, pp. 28-30.

— (6) Observations complémentaires sur l'organisation de la *Dromia vulgaris*. T. c. pp. 44 & 45 ; C.R. Soc. Philom. 1889-90, No. 7, p. 2^e.

— (7) Sur l'organisation de la *Gebia deltuva*. Bull. Soc. Philom. (8) ii, p. 46.

— (8) Observations préliminaires sur l'anatomie des Galathées (*Galathea squamifera*). T. c. p. 56.

- [BOUVIER, E. L.] (9) Note sur l'*Eupagurus anachoretus*. *T. c.* pp. 120-122.
- (10) Variations progressives de l'Appareil Circulatoire artériel chez les Crustacés Anomoures. *T. c.* p. 179.
- (11) Sur la Respiration et quelques dispositions organiques des Paguriens terrestres du genre Cénobite. *T. c.* p. 194.
- (12) Révision des Cénobites du Muséum [*Cenobita*]. *T. c.* pp. 143-150; C.R. Soc. Philom. 1889-90, No. 17, p. 28^a, 1890-91, p. 7.
- (13) Sur les relations anatomiques entre les Macroures et les Anomoures. C.R. Soc. Philom. 1889-90, p. 35^a.
- BOVALLIUS, C. (1) The Oxycephalids. Upsala: 1890, 4to, 7 pls. and 87 illustrations in the text. N. Act. Ups. (3).
- BRADY, G. S. *Ostracoda* from South Sea Islands. Tr. R. Soc. Edinb. xxxv, 1890, pp. 489-525, 4 pls. Abstr. J. R. Micr. Soc. 1890, p. 603.
- CANO, G. (1) Morfologia dell' Apparecchio Sessuale femminile, Glandole del Cemento et Fecondazione nei Crostacei Decapodi. *MT. z. Stat. Neap.* ix, pp. 503-532, 1 pl.
- (2) Specie nuove o poco conosciute di Crostacei Decapodi del Golfo di Napoli. *Boll. Soc. Nat. Napoli* (1) iv, pp. 33-39, 1 pl., 8 species, 1 new.
- CANU, E. (1) Sur le Dimorphisme Sexuel des Copépodes ascidicoles. C.R. cxi, pp. 757-759.
- (2) Sur le Développement des Copépodes ascidicoles. C.R. cxi, p. 919.
- (3) Les Copépodes marins du Boulonnais, iv. *Bull. Sci. Fr. Belg.* xxii, pp. 469-488, 3 pls.
None new.
- CAR, L. Ein neues Copepoden-Genus (*Sapphir*) aus Triest. *Arch. f. Nat.* lvi, Jahrg. i, pp. 263-271, 1 pl. [See DAHL.]
- CHEVREUX, E. (1) Description de l'*Orchomene grimaldii*, Amphipode nouveau des eaux profondes de la Méditerranée. *Bull. Soc. Z. Fr.* xv, pp. 164-166.
- (2) *Microprotopus maculatus* et *M. longimtnus*. *T. c.* pp. 148-153, 7 figs.
- CHILTON, C. (1) The Distribution and Varieties of the Freshwater Crayfish of New Zealand. *Tr. N. Z. Inst.* xxi, pp. 237-252.
- (2) Note on a Parasite (*Temnocephala*) found on the Freshwater Crayfish of New Zealand. *T. c.* p. 252.
- CHUN, C. Abstract of his observations on the *Crustacæ* of the Canary Islands. *J. R. Micr. Soc.* 1890, p. 35. [See *Zool. Rec.* xxvi, *Crust.*, CHUN (3).]

- CLAUS, C. (1) Ueber die Organisation des *Cypriden*. Anz. Ak. Wien, 1890, viii, pp. 55-60. Transl. Ann. N. H. (6) vi, pp. 108-113. Abstr. J.R. Micr. Soc. 1890, p. 602.
- (2) Abstract of his Paper on New and Little-known semi-parasitic *Copepoda*. J. R. Micr. Soc. 1890, p. 177. [See Zool. Rec. xxvi, *Crust.*, CLAUS.]
- COIGNU, MISS. On a new Species of *Cyphaspis* from the Carboniferous Rocks of Yorkshire (*C. acanthina*). Q. J. Geol. Soc. xlvi, p. 421, 5 figs.
- CORNISH, T. Rare Crabs in Cornwall. Zool. (3) xiv, p. 145.
- COSTES, M. Note préliminaire sur les Cœcums, sur les Glandes Intestinales et sur une Nouvelle Glande des Crustacés décapodes. C.R. Soc. Biol. 1890, pp. 557-560.
- *COURTIN, M., & TOUCHET, J. Cas de Parasitisme chez les Crustacés et les Mollusques. Feuille. Nat. Ann. 20, No. 229, p. 11.
- DADAY, E. *Branchipus paludosus*, Müll: O. Fr., a magyar faunában. 3 figs.
In Magyar.
- DAHL, F. Berichtigung (*Goniopsyllus rostratus*, Brady, = *Sapphir*, Car.). Zool. Anz. xiii, p. 633.
- DOLLFUS, A. (1) Isopodes terrestres du Challenger. Bull. Soc. Étud. sci. Paris, xii, pp. 63-70, 2 pls.
- (2) Note au sujet des Isopodes terrestres du Challenger. *Op. cit.* xiii, p. 71.
Microniscus changed to *Oligoniscus*.
- *— (3) Tableaux synoptiques de la Faune française. Crustacés Isopodes. (Introduction.) Feuille. Nat. xx, pp. 153-156, 180-182, & 189-192; xxi, pp. 8-12, figs.
- EDWARDS, A. MILNE. Diagnose d'un Crustacé Macroure nouveau de la Méditerranée. (*Acanthephyra pulchra*, n. sp.) Bull. Soc. Z. Fr. xv, p. 163.
- *EHRENBAUM, E. Zur Naturgeschichte von *Crangon vulgaris*, Fabr. Studien über Bau, Entwicklung, Lebensweise und Fangverhältnisse des Nordsee-Granat im Auftrage der Sektion für Küsten- und Hochseefischerei des Deutschen Fischerei-Vereins. Berlin: Mœser, 1890, 8vo, 124 pp., 4 pls.
- ETHERIDGE, R., WOODWARD, H., & RUPERT-JONES, T. Seventh Report of the Committee on the Fossil *Phyllopoda* of the Palæozoic Rocks. Rep. Brit. Ass. lix, pp. 63-68.
1 new species.
- FAXON, W. Notes on North-American Crayfishes. Family *Astacida*. P. U. S. Nat. Mus. xii, pp. 619-634. Washington: 1890, 8vo.
2 new species.

- FISCHER-SIGWART, H. Das Thierleben im Terrarium. MT. Aargau. nat. Ges. v Hef. 1889, pp. 1-178.
A few *Crustacea* on pp. 168 & 170.
- FRIEDLÄNDER, B. Abstract of his paper on Medullated nerve-fibres and Neurochord in *Crustacea* and Annelids. J. R. Micr. Soc. 1890, p. 20. [See Zool. Rec. xxvi, *Crust.*, FRIEDLÄNDER.]
- FRITZE, A. Eine japanische *Leptodora*. Zool. Anz. xiii, p. 14.
Possibly identical with *L. hyalina*, Lillj.
- GARSTANG, W. Foreign Substances attached to Crabs. Nature, xli, pp. 463, 515, & 586.
- GIARD, A., & BONNIER, J. (1) Sur une espèce nouvelle de Callianasse du Golfe de Naples. (*Callianassa truncata*). Bull. Sci. Fr. Belg. xxii, pp. 362-366, 4 figs.
—, & —. (2) Prodrome d'une Monographie des *Epicarides* du Golfe de Naples. T. c. pp. 367-391, 5 figs.
39 species, none new. An account of already known forms preliminary to describing some new species.
—, & —. (3) Transl. of their paper on *Pinnotherion vermiforme*. Ann. N. H. (6) v, pp. 122-124. Abstr. in J. R. Micr. Soc. 1890, p. 176. [See Zool. Rec. xxvi, *Crust.*, G. & B. (1).]
- GOURRET, P. Nouvelle Contribution à la Faune pélagique du Golfe de Marseille. Arch. Biol. x, pp. 311-325.
A few *Crustacea*, none new, on p. 325.
- GROOM, T. T., & LOEB, J. Der Heliotropismus der Nauplien von *Balanus perforatus*, und die periodischen Tiefenwanderungen pelagischer Thiere. Biol. Centralbl. x, pp. 160-177, 219, & 220. Abstr. J. R. Micr. Soc. 1890, p. 446.
- DE GUERNE, J., & RICHARD, J. (1) Diagnose d'un *Diaptomus* nouveau du Congo (*D. lovei*, n. sp.). Bull. Soc. Z. Fr. xv, p. 177.
—, & —. (2) Description du *Diaptomus alluaudi*, n. sp., recueilli par M. Alluaud dans un réservoir d'eau douce à Lanzarote (Canaries). T. c. pp. 198-200.
—, & —. Révision des Calanides d'eau douce (continued). Mém. Soc. Zool. ii, pp. 145-181, 4pls. [See Zool. Rec. xxvi, *Crust.*, DE GUERNE.]
New genus *Beckella*.
—, & —. (4) La Distribution Géographique des *Calanides* d'eau douce. Assoc. franç. Avanc. Sci. Congrès de Paris, 1889, 8vo, 5 pp., map.
- HAECKER, V. Ueber die Reifungsvorgänge bei *Cyclops*. Zool. Anz. xiii, pp. 551-558.

HANSEN, H. J. Cirolanidæ et Familiæ nonnullæ propinquæ Muscæ Hauniensis. (With a *résumé* in French.) Copenhagen; 1890.

9 new species.

HARGILL, C. W. Some Habits of the Cray Fish [*Cambarus*, sp.]. *Am. Micr. J.* xi, pp. 111-114.

*HARTWIG, W. Züchtung von *Apus productus*. *Naturwiss. Wochenschr.* v, p. 55.

HERDMAN, W. A. Foreign Substances attached to Crabs. *Nature*, xli, p. 344.

HERRICK, F. H. The Development of the American Lobster (*Homarus americanus*). *Johns Hopk. Univ. Circ.* ix, p. 67. *Abstr. J. R. Micr. Soc.* 1890, p. 455.

HERRMANN, G. Notes sur la Structure et le Développement des Spermatozoïdes chez les Décapodes. *Bull. Sci. Fr. Belg.* xxij, pp. 1-59, 4 pls.

*HERZENSTEIN, S. Zufällige Verschleppung eines Landeinsiedlerkrebses (*Cenobita diogenes*) nach St. Petersburg. *Zool. Gart.* xxxi, p. 342.

HENSCHER, J. Zur Naturgeschichte der Alpenseen. *Ber. St. Gall. Ges.* 1888-89, pp. 371-391.

A few *Entomostraca* on p. 390.

HILGENDORF, F. Eine neue Stomatopoden-Gattung *Pterygosquilla*. *SB. nat. Fr.* 1890, pp. 172-177, 1 fig.

HOLT, E. W. L. Foreign Substances attached to Crabs. *Nature*, xli, pp. 463, 515, & 586.

IMHOFF, O. E. (1) Notizen über die pelagische Thierwelt der Seen in Kärnthen und in der Krain. *Zool. Anz.* xiii, pp. 261, 347, & 372.

— (2) Notizen über die pelagische Thiere aus einem Teiche in Galizien. *T. c.* p. 284.

Including a few *Cladocera* and *Copepoda*.

— (3) Das Cladoceren-genus *Bosmina*. *T. c.* pp. 359-361.

— (4) Quelques Représentants de la Faune pelagique d'eau douce. *Arch. Sci. Nat.* xxiv, p. 522.

Swiss forms of *Diaptomus* alluded to.

— (5) Poppe's Bemerkung zu meiner Notiz zu dessen Berichtigung in No. 300 des *Zool. Anz.* *Zool. Anz.* xiii, pp. 580-584.

— (6) Notiz bezüglich der "Berichtigung" von S. A. Poppe. *T. c.* pp. 140-143. [See *Zool. Rec.* xxvi, *Crust.*, POPPE.]

— (7) Notizen über Süßwasser-*Calaniden*. *T. c.* pp. 629-633 & 654-658.

- JONES, T. R. (1) On some Palæozoic *Ostracoda* from N. America, Wales, and Ireland. Q. J. Geol. Soc. xlv, pp. 1-31, 4 pls. Abstr. Ann. N. H. (6) v, p. 121.
12 new species.
- (2) Notes on the Palæozoic Bivalved *Entomostraca*. XXIX. On some Devonian *Entomides*. *Op. cit.* vi, pp. 317-324, 1 pl.
1 new species.
- (3) On some Devonian and Silurian *Ostracoda* from N. America, France, and the Bosphorus. Q. J. Geol. Soc. xlv, pp. 534-556, 2 pls.
19 new species; new genus, *Ulrichia*.
- KERHERVÉ, L. B. Généralités et remarques sur les *Moïna*. Bull. Soc. Z. Fr. xv, pp. 183-189.
- KERVILLE, DE, H. G. Sur l'existence du *Palæmonetes varians*, Leach, dans le département de la Seine-Inférieure. *T. c.* p. 21.
- KINGSLEY, J. S. Abstract of his Development of *Crangon vulgaris*. Am. Nat. xxiii, pp. 737 & 738. [See Zool. Rec. xxvi, *Crust.*, KINGSLEY.]
- KNIPOWITSCH, N. *Dendrogaster astericola*, n. g., n. sp., novaya forma paraziticheskikh *Cirripedia* iz grupp'i *Ascothoracida*. *Vyestnik*, etc., i, pp. 353-357.
A new form parasitic in the body-cavity of *Solaster* and *Echinaster* in the White Sea.
- KÖHLER, R. Les Crustacés parasites des Ascidies. *Le Nat.* (2) xii, No. 78, pp. 131-134; No. 79, pp. 137 & 138.
- KRAUSE, A. Ein aus typischem Beyrichionkalk stammendes Fossil. *SB. nat. Fr.* 1890, pp. 28-29.
- LABBÉ, A. Note sur quelques Crustacés, Rotateurs, et Annélides du département de la Mayenne. Angers: Germain et Grassin, 1890, 8vo, 12 pp., 1 pl. *Bull. Soc. Étud. sci. Paris*, xix, p. 35.
None new.
- LEBEDINSKIĀ, J. (1) Nablyudeniya nad raévitiem Kamennagho kraba. [The development of a Sea-Crab (*Eryphia spinifrons*).] *Zapiski Novoross. Obsch. Estetv.* xiv, pp. 131-200, 3 pls.
- (2) Einige Untersuchungen über die Entwicklungsgeschichte der Seekrabben. *Biol. Centrabl.* x, pp. 178-185. *Abstr. J. R. Micr. Soc.* 1890, pp. 456-458.
A German version of (1).
- LEICHMANN, G. (1) Ueber Brutpflege bei Isopoden. *Zool. Anz.* xiii, pp. 688-691.
- (2) Ueber die Eiablage und Befruchtung bei *Asellus aquaticus*. *T. c.* p. 715.
- LENDENFELD, R. v. Foreign Substances attached to Crabs. *Nature*, xli, p. 317.

- LEYDIG, F. Begattungszeichen des Flusskrebsses. Zool. Anz. xii, pp. 673-675.
- DE MAN, J. G. Carcinological Studies in the Leyden Museum. Notes Leyd. Mus. xii, Note xiii, pp. 49-126, 4 pls.
4 new species; new genus *Hetairocaris*.
- MARCHAL, P. (1) Sur la Structure de l'Appareil Excréteur de l'Écrevisse. C.R. cx, pp. 251-253. Abstr. J. R. Micr. Soc. 1890, p. 324.
— (2) Sur l'Appareil Excréteur de quelques Crustacés décapodes. C.R. cxi, pp. 458-460. Abstr. J. R. Micr. Soc. 1890, pp. 719 & 720.
— (3) Sur l'Appareil Excréteur de la Langouste, de la Gêbie et du Crangon. C.R. cxi, pp. 580-582.
— (4) Sur la morphologie de l'Antenne chez les Crustacés décapodes. C.R. Soc. Biol. 1890, p. 561.
— (5) Sur la Vessie des Brachyures. Bull. Soc. Z. Fr. xv, pp. 171-174, 1 fig.
- MATILÉ, P. Die Cladoceren der Umgegend von Moskau. Bull. Mosc. 1890, pp. 104-169, 3 pls.
3 new species.
- MAYER, P. Die Caprelliden des Golfes von Neapel und der angrenzenden Meeres-Abschnitte. Nachtrag zur Monographie derselben. Berlin, Friedländer: 1890, 4to, 7 pls. Fauna u. Flora des Golfes v. Neapel, xvii, 1890.
- MEINERT, F. *Crustacea Malacostraca* af Kanonbaad, Hauchs Togter. Vidensk. Udbytte Kanonbaad. Hauchs Togter, iii, pp. 147-230.
9 new species.
- MEUNIER, S. Recherches chimiques sur les tests fossiles de Foraminifères, de Mollusques et de Crustacés. C.R. cx, pp. 597-599; Ann. N. H. (6) v, p. 487.
- MÜLLER, G. W. (1) Neue Cypridiniden. Zool. Jahrb. (Abth. f. Syst.) v, pp. 211-252, 3 pls. Abstr. J. R. Micr. Soc. 1890, p. 721.
13 new species.
— (2) Ueber *Halocypriden*. Zool. Jahrb. (Abth. f. Syst.) v, pp. 253-280, 2 pls. Abstr. J. R. Micr. Soc. 1890, p. 721.
8 new species; new genus *Euconchocia*.
- NORMAN, A. M. *Ebalia nua*. A Reply to Mr. R. I. Pocock. Ann. N. H. (6) pp. 342-346. [Reply by Pocock, t. c. pp. 469-472.]
- *NUSSBAUM, M. Anatomische Studien an Californischen Cirripeden. Bonn: 1890, 4to, 97 pp., 12 pls.
- ORTMANN, A. Die Decapoden-Krebse des Strassburger Museums mit besonderer Berücksichtigung der von Herrn Dr. Döderlein bei Japan und bei den Liu-Kiu-Inseln gesammelten und z. Z. im Strassburger Museum aufbewahrten Formen. Zool. Jahrb. (Abth. f. Syst.) v, pp. 437-540, 2 pls.

- PARKER, G. H. (1) Histology and Development of the Eye of the Lobster. Bull. Mus. C. Z. xx, pp. 1-60, 2 pls. Abstr. J. R. Micr. Soc. 1890, p. 600.
- (2) The Eyes in Blind Crayfishes. Bull. Mus. C. Z. xx, pp. 153-162.
- *PARKER, T. J. Studies in Biology for New Zealand Students. No. 4, The Skeleton of the New Zealand Crayfishes (*Palinurus* and *Paranephrops*). London, Trübner: 1890, 8vo, 6 figs.
- PFEFFER, G. (1) Die Fauna der Insel Jeretik, Port Wladimir, an der Murman-Küste. JB. Hamb. vii, pp. 63-95.
Crustacea, none new, on pp. 83-87.
- (2) Ueber einen Dimorphismus bei den Weibchen der Portuniden, Hamburg: 1890, 8vo, 8 pp., 2 pls.
The aberrant female form has the post-abdomen intermediate in shape between that of the male and that of the normal female.
- (3) Die Krebse von Süd-Georgien. II. Die Amphipoden. JB. Hamb. v, pp. 76-141, 3 pls. [See Zool. Rec. xxv, *Crust.*, PFEFFER.]
Omitted last Record. 12 new species.
- POCOCK, R. I. Report upon the *Crustacea* collected by P. W. Bassett-Smith during the Survey of the Macclesfield and Tizard Banks in the China Sea, by H.M.S. 'Rambler.' Ann. N. H. (6) v, pp. 72-80.
- (2) On *Ebalia nux*, Milne-Edwards. *Op. cit.* vi, pp. 101-103.
- (3) *Arachnida*, *Chilopoda*, and *Crustacea* (Afghan Delimitation Commission). Tr. L. S. (2) Zool. v, pp. 110-121.
- (4) *Crustacea* of Fernando Noronha. J. L. S. (Zool.) xx, pp. 506-529.
- *POGOJEFF, L. Nervn'ya klyetki kleshni i serdtza ryechnagho raka. (Nerve cells in the chelæ and the heart of *Astacus fluviatilis*.) Vyestnik St. Pet. i, p. 232, 1 pl.
- POPPE, S. A. Mein letztes Wort an Imhof. Zool. Anz. xiii, p. 717.
- , & RICHARD, J. (1) Note sur divers Entomostracés du Japon et de la Chine. (*Leptodora*.) Bull. Soc. Z. Fr. xv, pp. 73-78.
- & — (2) Description du *Schmackeria forbesi*, n. g. & sp., Calanide nouveau recueilli par M. Schmacker dans les Eaux Douces des environs de Shanghai. Mém. Soc. Zool. iii, p. 396.
- POUCHET, G. (1) Sur un Flagellé parasite viscéral des Copépodes. C.R. Soc. Biol. 1890, p. 312.
- *RABÉ, F. La question de l'Écrevisse. Sézanne, Patoux: 1890, 8vo, 92 pp., figs.

- RICHARD, J. (1) Description du *Bradya edwardsii*, Copépode aveugle nouveau, vivant au bois de Boulogne avec divers Entomostracés dans les eaux alimentées par le puits artésien de Passy. Mém. Soc. Zool. iii, pp. 214-222, 10 figs.
- (2) Entomostracés d'Eau Douce recueillies a Belle Ile (Morbihan). Bull. Soc. Z. Fr. xv, p. 33.
None new.
- (3) Sur la Glande du test des Copépodes d'Eau Douce. *T. c.* pp. 113-118.
- (4) Sur les Entomostracés et quelques autres animaux inférieurs des lacs de l'Auvergne. Rev. Sci. Nat. 1890, No. 10, 11 pp., 11 figs.
None new.
- RISTORI, G. Un nuovo Crostaceo fossile del Giappone (*Curtonotus antiquus*). Atti Soc. Tosc. vii, pp. 4-6.
- ROBERTSON, D. (1) *Hyas araneus*. Tr. Glasgow Nat. Hist. Soc. ii, p. 216.
- (2) *Stenorhyncus longirostris*, Fabr. *T. c.* p. 218. Abstr. J. R. Micr. Soc. 1890, p. 458.
S. longirostris probably vegetarian.
- ROSSIJSKAYA-KOŠCHEWNIKOWA, M. (1) Abstract of her third paper on the development of *Amphipoda*. J. R. Micr. Soc. 1890, p. 720.
- (2) Études sur le Développement des Amphipodes. iv. Développement de la *Synamphithoe valida*, Czerniawski, et de l'*Amphithoe picta*, Rathke. Bull. Mosc. 1890, i, pp. 82-103, 1 pl. Abstr. J. R. Micr. Soc. 1890, p. 720.
- ROULE, L. Sur le Développement du Blastoderme chez les Crustacés Isopodes (*Porcellio scaber*, Latr.). C. R. cx, p. 1373. Abstr. J. R. Micr. Soc. 1890, p. 601.
- RUTHERFORD, W. On the Structure and Contraction of the Striped Muscular Fibre of the Crab and Lobster. P. R. Soc. Edinb. xvii, pp. 146-149.
- SARS, G. O. (1) Bidrag til Kundskaben om Decapodernes Forvandlingar. III. Fam. *Crangonidæ*. Christiania: 1890, 8vo. Arch. f. math. og Naturv. xiv, pp. 132-195, 6 pls. [See Zool. Rec. xxvi, *Crust.*, SARS.]
- (2) An account of the *Crustacea* of Norway, with short descriptions and figures of all the species. I. *Amphipoda*: (1) *Hyperiidæ*, 20 pp., 8 pls.; (2) *Orchestiidæ* and *Lysianassidæ*, pp. 21-44, 8 pls.; (3) *Lysianassidæ* continued, pp. 45-68, 8 pls. Christiania: Cammermeyer, 1890, 4to.
2 new species.

- [SARS, G. O.] (3) Oversigt af Norges Crustaceer med foreløbige Bemaerkninger over de nye eller mindre bekjendte Arter. II. (*Branchiopoda, Ostracoda, Cirripedia.*) Forh. Selsk. Chr. 1890, pp. 1-80.
- SCOTT, T. Notes on a few *Crustacea* and *Mollusca* new to the Fauna of the Forth. P. Phys. Soc. Edinb: 1888-89, p. 154.
None new to science.
- SOLGER, B. Die Richtungskörperchen von *Balanus*. Zool. Anz. xiii, pp. 607-609.
- STEBBING, T. R. R. The Right Generic Names of some *Amphipoda*. Ann. N. H. (6) v, pp. 192-194.
- *STERRY, A. C. The Life and Habits of Crabs. P. Holmesdale Nat. Hist. Club, 1886-87, p. 65.
- STOLLEY, E. Ueber zwei Brachyuren aus dem mitteloligocänen Septarienthon Norddeutschlands. MT. min. Inst. Univ. Kiel, i, pp. 151-173.
- TAYLOR, J. The Angular Crab (*Gonoplax annulata*) at Cullen, Banffshire. Zool. (3) xiv, p. 359.
- THALLWITZ, J. Ueber *Daphnia curvirostris*, Eylm. SB. Ges. Isis, 1890, Abhandl. pp. 23-25.
- THOMSON, G. M. (1) Notes on, and recent additions to, the New Zealand Crustacean Fauna. Tr. N. Z. Inst. xxi, pp. 259-268, 2 pls.
3 new species.
- (2) Parasitic *Copepoda* of New Zealand, with Descriptions of new species. *Op. cit.* xxii, pp. 353-376, 5 pls.
- THOMSON, J. C. On some new and rare *Copepoda* recently found in Liverpool Bay. Rep. Brit. Ass. lix, p. 638.
Species described in P. Liverpool Biol. Soc.
- VOGDES, A. W. A Catalogue of N. American Palæozoic *Crustacea* confined to the non-Trilobitic Genera and Species. Fort Hamilton, New York Harbour: 1889, 8vo, 38 pp., 2 pls., and figs. [From Ann. N. York Ac. v.]
- WAGNER, J. K. Istorii razvitiya razshcheplenoghikh. [On the development of the *Schizopoda*.] Vyestnik, St. Pet.: 1890, i, pp. 13-15, 78-80, 103, & 104.
- WEISMANN & ISCHIKAWA. Abstract of their paper on Paracopulation in the Eggs of Daphnids. J. R. Micr. Soc. 1890, p. 175. [See Zool. Rec. xxvi, *Prot.*, WEISMANN & ISCHIKAWA.]
- WEISS, F. E. Foreign Substances attached to Crabs. Nature, xli, p. 272.
- WELDON, W. F. R. The Variations occurring in certain Decapod *Crustacea*. I. *Crangon vulgaris*. P. R. Soc. xlvii, pp. 445-453, Abstr. J. R. Micr. Soc. 1890, p. 599.

WELTNER, W. *Branchipus (Chirocephalus) cervicornis*, n. sp. aus Süd-america. SB. nat. Fr. 1890, pp. 35-41, woodcuts.

WHITELEGGE, T. List of the Marine and Freshwater Invertebrate Fauna of Port Jackson and Neighbourhood. J. R. Soc. N.S.W. xxiii, pp. 163-323.

Crustacea: Marine, pp. 212-232; Freshwater, pp. 317-320.

WIEDERSHEIM, R. Bewegungserscheinungen im Gehirn von *Leptodora hyalina*. Anat. Anz. v, pp. 673-679, 5 figs.

WRZÉSNIOWSKI, A. Ueber drei unterirdische *Gammariden*. Z. wiss. Zool. 1, pp. 600-724, 6 pls. See also Biol. Centralbl. x, pp. 151-159. German versions of his paper in Polish. [See Zool. Rec. xxvi, *Crust.*, WRZÉSNIOWSKI, A.]

ZSCHOKKE, F. Faunistische Studien an Gebirgseen. Verh. Ges. Basel, ix, pp. 1-62.

An amplification of his Beitrag (see Zool. Rec. xxvi, *Crust.*, ZSCHOKKE). The results are given in a tabulated form on pp. 52-59.

II.—SYSTEMATIC.*

The general classification of article *Crustacea* in the Encyclopædia Britannica has been followed.

Subclass 1. THORACIPODA = MALACOSTRACA.

Legion 1. *PODOPHTHALMIA*.

Order 1. DECAPODA.

Sub-order (a.) *BRACHYURA*.

Actea tessellata, n. sp., POCOCK, (1) p. 74.

Hyastenus tenuicornis, n. sp., *id.* p. 76.

Naxia tourus, n. sp., *id.* p. 77.

†*Cœloma holsaticum*, n. sp., STOLLEY, p. 165, pls. v & vi.

Pilumnus tahitensis, n. sp., DE MAN, p. 61, pl. iii.

Sesarma bataviana and *S. barbimana*, n. spp., *id.* pp. 101-107, pl. vi.

Sub-order (b.) *MACRURA*.

Hippolyte antarctica, n. sp., PFEFFER, (3) p. 51. *H. stewarti*, n. sp., G. THOMSON, (1) p. 259, pl. xiii. *H. ponapensis*, n. sp., ORTMANN, p. 502.

Latreutes laminirostris, *L. acicularis*, n. spp., *id.* p. 506.

‡*Hetairocaris*, n. g., *orientalis*, n. sp., DE MAN, p. 120, pl. vi.

Peneus crucifer, n. sp., ORTMANN, p. 451, pl. xxxvi.

* Fossil forms are indicated by a dagger (†).

ORTMANN establishes three new families, *Rhynchocinetidae*, *Gnathophyllidae*, and *Hymenoceridae*, p. 459.

√*Hemicaridina*, n. g., to receive *Caridina desmarestii*, Millet; ORTMANN, p. 464.

Coralliocaris inæqualis, n. sp., *id.* p. 510.

Anchistia spinigera, n. sp., *id.* p. 511.

Acanthephyra pulchra, n. sp., M. EDWARDS, p. 163.

Leander longipes, *L. braziliensis*, n. spp., ORTMANN, p. 519.

Gnathophyllum pallidum, n. sp., *id.* p. 537.

Crangon antarcticus, n. sp., PFEFFER, (3) p. 45.

Callianassa truncata, n. sp., GIARD & BONNIER (1).

Cambarus evermani, *C. hylas*, n. spp., FAXON, pp. 620 & 632.

Palinurus inermis, n. sp., POCOCK, (4) p. 516.

Atya sculptata, *A. gustavi*, n. spp., ORTMANN, p. 465.

• *Alpheus ridleyi*, *A. rostratipes*, n. spp., POCOCK, (4) p. 520.

Alpheus haanii, new name for *A. minor*, de Haan, preoccupied; ORTMANN, p. 472.

Alpheus macrodactylus, *A. dolichodactylus*, *A. acanthomerus*, n. spp., *id.* p. 473.

• *Brachycarpus neapolitanus*, n. sp., CANO (2), p. 38, pl. iv.

Stenopusculus spinosus, n. sp., POCOCK, (4) p. 523.

See also BOUVIER (12).

Order 2. STOMAPODA.

√*Pterygosquilla*, n. g., *laticauda*, n. sp., HILGENDORF.

Legion 2. EDRIOPHTHALMIA.

Order 3. ISOPODA.

Armadillo trifolium, n. sp., DOLLFUS, (1) p. 1.

Philoscia anomala, n. sp., *id.* p. 4.

Trichoniscus (?) *murrayi*, *T. australis*, n. spp., *id.* p. 5.

Serolis pagenstecherii, *S. polita*, n. spp., PFEFFER, (3) pp. 73 & 81.

√*Chelonidiidae*, n. fam. √*Chelonidium*, n. g., with n. sp. *C. punctatissimum*; *id.* p. 86.

Limnoria antarctica, n. sp., *id.* p. 96.

√*Eugerda globiceps*, n. g. & sp., MEINERT, p. 194, pl. ii.

√*Vana longiremis*, n. g. & sp., *id.* p. 195, pl. ii.

√*Cymodocella*, n. g., *tubicauda*, n. sp., PFEFFER, (3) p. 110.

√*Notasellus*, n. g., *sarsii*, n. sp., *id.* p. 125.

Jaera antarctica, n. sp., *id.* p. 134.

√*Haliacris*, n. g., *antarctica*, n. sp., *id.* p. 137.

Cassidina neo-zealandica, n. sp., G. THOMSON, p. 264, pl. xiv.

Cirolana neglecta, *C. gracilis*, *C. eximia*, *C. sulcata*, *C. californica*, *C. parva*, *C. minuta*, *C. japonica*, *C. sphaeromiformis*, n. spp., HANSEN, pp. 321-360, pls. i-iv.

Eurydice elegantula, *E. inermis*, *E. spinigera*, *E. orientalis*, n. spp.; HANSEN, pp. 364-369, pls. v & vi.

Corallana tricornis, *C. quadricornis*, *C. subtilis*, *C. antillensis*, *C. fissicauda*, *C. oculata*, *C. warmingii*, *id.* pp. 376-390, pl. vii.

✓ *Alcirona*, n. g., with n. spp. *A. krebsii* and *A. insularis*; *id.* p. 391.

✓ *Lanocira*, n. g., with n. sp. *L. kroyeri*; *id.* p. 395.

Trachæa incerta, n. sp., *id.* p. 390, pls. viii & ix.

✓ *Microniscus*, n. g., *monocellatus*, n. sp.; DOLLFUS, (1) p. 7. [Changed to *Oligoniscus*; *id.* (2).]

Order 4. AMPHIPODA.

General.

Hansen's *Prinassus nordenskiöldii* is probably Norman's *Helleria coalita*, which Chevreux has renamed *Guerneæ*; STEBBING.

Eriopis, identified with *Niphargus* by Böeck, was reinstated by Wrzesniowski. The generic name *Eriopis* was, however, preoccupied, so *Eriopisa* is suggested. *Id.*

The genus *Orthopalame* is cancelled, Høeck having found that his *O. terschellingii* = Norman's *Microprotopus maculatus*. *Id.*

Dryope, Sp. Bate, = *Unciola*, Say; *id.*

Allorchestes georgianus, n. sp., PFEFFER, (3) p. 77, pl. i.

Metopa sarsii, n. sp., *id.* p. 84, pls. ii & iii.

Anonyx zschauii, *A. femoratus*, n. spp., *id.* p. 87, pl. ii.

✓ *Bovallia*, n. g., *gigantea*, n. sp., *id.* p. 95, pl. i.

✓ *Eurymera*, n. g., *monticulosa*, n. sp., *id.* p. 103, pl. i.

✓ *Stebbingia*, n. g., *gregaria*, n. sp., *id.* p. 110, pl. ii.

Calliopus georgianus, n. sp., *id.* p. 116, pl. ii.

Megamæra miersii, n. sp., *id.* p. 121, pl. iii.

Leucothoe antarctica, n. sp., *id.* p. 128, pl. ii.

Podocerus ingens, n. sp.; *id.* p. 131, pl. iii.

Caprellina mayeri, n. sp., *id.* p. 137, pl. iii.

✓ *Simorhynchotus stebbingi*, n. sp., BOVALIUS, (1) p. 50.

Dorycephalus, n. g., *id.* p. 75 (to include 2 spp. described as *Leptocotis*).

Streetsia carinata, n. sp., *id.* p. 87, pls. iii & iv.

✓ *Craniocephalus*, n. g., *goësi*, n. sp., *id.* p. 94, pl. iv.

✓ *Stebbingella*, n. g., *théli*, n. sp., *id.* p. 101, pl. v.

Xiphocephalidæ, n. fam., *id.* p. 114.

Xiphocephalus lilljeborgi, n. sp., *id.* p. 131, pl. vii.

✓ *Metaprotella*, n. g., with n. spp. *M. eccentrica* and *M. problematica*, MAYER, p. 24.

✓ *Dentella*, n. g., with n. spp. *D. californica* and *D. venenosa*, *id.* p. 27.

✓ *Paradentella*, n. g., *bidentata*, n. sp., *id.* p. 29.

✓ *Tritella*, n. g., *pilimana*, n. sp., *id.* p. 30.

✓ *Pseudæginella*, n. g., = *Æginella*, Stebbing; *id.* p. 37.

✓ *Parvipalpus*, n. g., *linea*, n. sp., *id.* p. 38.

†*Hemiagina*, n. g., *minuta*, n. sp., *id.* p. 40.

†*Paracaprella*, n. g., *pusilla*, n. sp., *id.* p. 41.

Caprella rapax, *C. telarpx*, *C. hirsuta*, *C. mitis*, *C. eximia*, *C. acanthogaster*, *C. rhopalochir*, *C. drepanochir*, *C. bispinosa*, *C. gracillima*, *C. irregularis*, *C. simplex*, *C. subinermis*, *C. decipiens*, *C. monoceros*, n. spp., *id.* pp. 76-87.

†*Liropus*, n. g., with n. spp. *L. elongatus* and *L. minimus*; *id.* p. 89.

Podalirius minutus, n. sp., *id.* p. 93.

Hippomedon propinquus, n. sp., Sars, (2) p. 57, pl. xxi.

Orchomene amblyops, n. sp., *id.* p. 65, pl. xxv. *O. grimaldii*, n. sp., CHEVREUX (1). *O. hauseni*, n. sp., MEINERT, p. 153, pl. i.

Hyperia dubia, n. sp., G. THOMSON, p. 263.

Lepidepecreum mirabile, n. sp., MEINERT, p. 153, pl. i.

Tryphosa erosa, *T. serra*, n. spp., *id.* p. 155, pl. i.

Harpinia antennaria, n. sp., *id.* p. 160.

†*Chimceropsis danica*, n. g. & sp., *id.* p. 167.

Cheirocratus drechselii, n. sp., *id.* p. 170.

Sub-class 2. GNATHOPODA = ENTOMOSTRACA.

Legion 1. BRANCHIOPODA.

Order 1. PHYLLOPODA.

Branchippus (Chirocephalus) cervicornis, n. sp., WELTNER.

†*Ceratiocaris pusilla*, n. sp., ETHERIDGE. From the Silurian rocks of N. Brunswick, where it is very abundant.

Order 2. CLADOCERA.

Daphnia schmackeri, n. sp., POPPE & RICHARD, (1) p. 74. *D. dentata*, n. sp., MATILE, p. 117, figs. 3 & 4.

Bosmina japonica, n. sp., POPPE & RICHARD, p. 76.

Ceriodaphnia setosa, n. sp., MATILE, p. 128, fig. 17.

Macrothrix borysthenica, n. sp., *id.* p. 166, fig. 50.

Legion 2. LOPHYROPODA.

Order 3. OSTRACODA.

†*Primitia humilior*, †*P. morgani*, †*P. ulrichi*, †*P. whitfieldi*, n. spp., JONES, (1) pp. 5-10, pl. iv. †*P. clarkei*, †*P. walcotti*, †*P. billingsii*, n. spp., *id.* (3) pp. 535, 543, & 547.

- †*Entomis rhomboidea*, n. sp., *id.* (1) p. 10. †*E. richteri*, *id.*, (2) p. 321.
 †*Strepula sigmoidalis*, n. sp., *id.* (1) p. 11. †*S. plantaris*, *id.*, (3) p. 540.
 †*Isochilena lineata*, †*I.* (?) *fabacea*, n. spp., *id.*, (1) p. 21, pl. ii.
 †*Leperditia claypolei*, n. sp., *id.*, (1) p. 25, pl. iii. †*L. frontalis*, n. sp.,
id., (3) p. 547.
 †*Xestolebris wrightii*, n. sp., *id.*, (1) p. 28, pl. iv. *X. gracilis*, n. sp.,
 BRADY, (2) p. 508.
 †*Beyrichia hallii*, n. sp., JONES, (1) p. 15. †*B. subquadrata*, †*B. kolmo-*
dini, †*B. diffusa*, n. spp., *id.* (3) pp. 537 & 546, pl. xx.
 †*Bollia bilobata*, †*B. hindei*, †*B. semilunata*, n. spp., *id.* (3) pp. 540 &
 548.
 †*Octonaria limmarssoni*, n. sp., *id.*, p. 541.
 †*Ulrichia* n. g., *conradi* n. sp., *id.* p. 544.
 †*Bythocypris* (?) *lindstroemi* and †*B.* (?) *obtusa*, n. spp., *id.* p. 548.
 †*Bairdia anticostiensis*, n. sp., *id.* p. 548. *B. truncata*, *B. nodulifera*,
 n. spp., BRADY, (2) p. 494, pls. i & ii.
 †*Macrocypris* (?) *subcylindrica*, n. sp., JONES, (3) p. 549.
 †*Polycope sublenticularis*, n. sp., *id.* p. 550.
Pontocypris gracilis, n. sp., BRADY, (2) p. 491, pl. i.
Anchistrocheles fumata, n. sp., *id.* p. 497.
Cythere crenata, *C. ochracea*, *C. inflata*, *C. caudata*, *C. scotti*, *C. cuneolus*,
C. torticollis, *C. deltoides*, *C. infundibulata*, *C. labiata*, *C. ichthyoderma*,
C. quadriserialis, n. spp., *id.*, pp. 497-504, pl. ii.
Linnicythere fijiensis, n. sp., *id.* p. 505.
Cytheridea flavescens, *C. consobrina*, n. spp., *id.* p. 506.
Loxoconcha gracilis, n. sp., *id.*, p. 506.
Cytherura marcida, *C. entomon*, *C. scutellata*, n. spp., *id.* p. 508, pl. iii.
Cytheropteron coccoïdes, *C. rude*, *C. longicaudatum*, *C. guttatum*, *C.* (?)
trilobites, n. spp., *id.* p. 510.
Paradoxostoma ovatum, *P. novæ-caledoniæ*, *P. retusum*, n. spp., *id.* p. 512.
Philomedes vellicuta, n. sp., *id.*, p. 513, *Pleoschisma*, n. g., with n. spp.,
P. robusta, *P. moroides*, *P. reticulata*, *id.* p. 513.
Asterope cylindrica, *A. australis*, n. spp., *id.* p. 515, pl. iv.
 †*Streptoleberis* n. g., *crenulata* n. sp., *id.* p. 515, pl. iv.
Sarsiella sculpta, *S. simplex*, *S. rudis*, *S. foveata*, n. spp., *id.* p. 516.
Cytherella (?) *tumida*, n. sp., *id.* p. 518.
Haloocypris dubia, n. sp., MÜLLER, (2) p. 269, pl. xxviii.
Conchæcia striata, *C. cuneata*, *C. oblonga*, *C. variabilis*, *C. roduntata*,
C. caudata, n. spp., *id.* p. 270.
 †*Euconchæcia* n. g., *chierchii* n. sp., *id.* p. 277, pl. xxviii.
 †*Cyphaspis acanthina*, n. sp., COIGNU.
 †*Curtonotus antiquus*, n. sp., RISTORI.
Cypridina hilgendorffi, n. sp., MÜLLER, (1) p. 228, pls. xxv-xxvii.
 †*Pyrocypris*, n. g., with n. spp. *chierchiæ*, *rivilli*, *mollis*, *punctata*, *ameri-*
cana, *japonica*, *id.* p. 230.
Philomedes japonica, *P. sordida*, n. spp., *id.* p. 236, pls. xxv-xxvii.
Asterope brevis, *A. americana*, *A. hilgendorffi*, *A. fusca*, n. spp., *id.* p. 239.

Order 4. COPEPODA.

CANU (3).

Diaptomus loveni, n. sp., DE GUERNE & RICHARD, (1) p. 177. *D. allardi*, n. sp., *id.* (2).

✓*Sapphir* n. g., *rostratus* n. sp., CAR, p. 268, pl. xiv.

DAHL observes that LAZAR has redescribed BRADY'S sp. *Gonyopsyllus rostratus* under the title of "*Sapphir*, a new Copepod from Trieste."

Hersiliodes canuensis, n. sp., BOURNE, (2) p. 379, pl. xxv.

✓*Bæckella*, n. g., DE GUERNE & RICHARD, (3) p. 151 (to include *Diaptomus brasiliensis*, Lubbock, and *Bæckia triasticulata*, G. M. Thomson).

Monstrilla longispinosa, n. sp., BOURNE (3).

Bradya edwardsii, n. sp., RICHARD (1).

✓*Schmackeria forbesi*, n. g. & sp., POPPE & RICHARD (2).

Lepeoptheirus huttoni, n. sp., THOMSON, (2) p. 354, pls. xxviii & xxix.

Dinematura hamiltoni, n. sp., *id.* p. 357, pl. xxv; also *D. neo-zealanica*, n. sp., and *D. carcharodonti*, n. sp., *id.*

Lernanthropus percis, n. sp., *id.* p. 366, pl. xxvii.

Penella histiophori, n. sp., *id.* p. 368, pl. xxviii.

Lerneæ lotellæ, n. sp., *id.* p. 369, pl. xxviii.

Lesteira kroyeri, n. sp., *id.* p. 370, pl. xxviii.

Chondracanthus chilomycteri, *C. genypteri*, *C. lotellæ*, n. spp., *id.* p. 371, pl. xxviii.

Lernæopoda musteli, n. sp., *id.* p. 373, pl. xxviii.

Brachiella parkeri, n. sp., *id.* p. 374, pl. xxviii.

Legion 3. ANCHORACEPHALA.

Order 5. CIRRHIPEDIA.

✓*Dendrogaster astericola*, n. g. & sp., KNIPOWITSCH. See also VAN BENEDEEN.

III.—MORPHOLOGY.

General.

MAYER deals with the Morphology of the *Caprellidæ* on pp. 104-151 of his monograph.

BONNIER (1) discusses the dimorphism of the males of *Orchestia littorea* and *Bathyporeia pilosa*.

BLANC has described two forms of *O. littorea*, of which Bonnier shows only one—that with swollen moropodite and carpopodite on the seventh pereopod—to be functionally sexual.

BONNIER believes that the form described by Spence Bate as *Bathyporeia robertsoni* is the sexually mature male of *B. pilosa*, which is an

immature male form. *B. pelagica*, Spence Bate, must be considered as the female of the same species.

BOUVIER (5, 6) compares the structure of *Dromia* with that of more normal *Brachyura*, with special reference to the vascular system.

POUCHET (1) has found females of *Dias longiremis* infested throughout almost all the spaces of the body by parasitic masses of granular protoplasm which, when passed out at the anus, develop into active biflagellate forms.

SARS (1) gives a minute account, with anatomical drawings of the larval stages, of the following species of the *Crangonidae* :—

Crangon vulgaris, *C. allmanni*.

Cheraphilus echinulatus, *C. nanus*.

Pontophilus spinosus, *P. norvegicus*.

Sabinea septemcarinata.

Sclerocrangon boreas.

Habits.

Newly-hatched Nauplii of *Balanus* seek the light, or are positively heliotropic, when the light is subdued. If the light is strong, they become negatively heliotropic. Both ends of the spectrum are effective, but the violet rays exercise the stronger influence. The tendency towards migration is not inherent, since it does not take place while the light is constant. These facts serve to explain the daily migration, to and from the surface, of pelagic fauna. GROOM & LOEB.

THOMPSON (1) finds the use of the electric light very valuable in drawing rare species of minute Crustaceans from their retreats.

See also STERRY, HARGITT, HERDMANN, HOLT, WEISS.

Sense Organs.

An examination of the eyes of *Cambarus setosus*, a blind Crayfish from the caves of Missouri, and of *C. pellucidus*, from the Mammoth Cave, establishes the presence of an optic ganglion and nerve in both species. *C. pellucidus* presents more distinct retinal traces. PARKER, S. H. (2).

BEDDARD (1) continues his researches on the structure of the eye of *Isopoda*. [See Zool. Rec. xxv, *Crust.*, Beddard.] The type now discussed is *Arcturus*. The shallow water forms (*A. furcatus*, *A. americanus*, *A. studeri*) have clear and transparent lenses. In some of the deep water forms an opacity in the lens is apparent. In others the lens is reduced in size and altered in shape. The retinula cells are small, a possible indication of degeneration, while the rhabdom is relatively large in the deep sea forms.

Respiratory Organs and Appendages.

BOUVIER (1) finds that the blood distributed by the antennary arteries to the carapace of *Decapoda* does not pass to the gills, but is returned

direct to the pericardium. As in *Mysis* forms, the membrane of the carapace is used as a respiratory organ. This organ permits land-crabs to live long out of the water.

ANDREWS has experimented upon crabs, with a view to investigating their power of throwing off limbs. The action has its reflex nervous centre in the thoracic mass. Autotomy always occurs at a fixed spot—in the second joint of the appendage. This spot may correspond to the second joint of *Macrura*, as the second and third segments of the macruran appendage are fused in *Brachyura*. There is a definite plane of rupture, with a modification of the exoskeleton and an internal membranous septum.

Excretory Organs.

MARCHAL (1) has some new observations on the green glands of the Crayfish. The septa of the sacculæ are so arranged that its cavity has a racemose form, the two main lobes being separated by a large median septum. The green substance is a plexus of anastomosing canals giving off diverticula which end in ampullæ. With regard to the white substance, Wassiliew's views are maintained, as against those of Szigethy and Rawitz.

MARCHAL describes the excretory organs of various decapod forms: *Carcinus* (1), *Homarus*, *Palæmon*, *Pagurus*, *Galathea*, *Stenorhynchus* (2), *Palinurus*, *Gebia*, and *Crangon* (3).

MARCHAL (4) considers:—(1) That the operculum of the excretory orifice of *Brachyura* is homologous with the first joint of the antennæ of *Macrura*. (2) The basilar peduncle of the antenna consists fundamentally of five joints in both groups. (3) The exopodite exists in a rudimentary form in many types (*e.g.*, *Galathea*), where it is generally considered to be absent.

Alimentary System.

COSTES discusses the glands connected with the alimentary canal of *Decapoda*. He finds in some forms, but not in *Macrura*, a gland hitherto undescribed, at the anterior part of the sternal plastron. It is analogous to the intestinal glands, but its cells are filled with numerous spherical globules. The external opening of the gland is either on the sternal plate, or just in front of the first maxillipede.

Generation and Development.

HERRMANN has studied the spermatoblasts of *Decapoda*. He obtained satisfactory results by placing the contents of the testicles in a drop of blood-serum from the animal, and exposing them to the vapour of strong osmic acid. The male ovule is described, and its division by karyokinesis into spermatoblasts, which, again, develop into spermatozooids. The forms peculiar to various decapod types are described.

HÆCKER observes four stages in the egg of *Cyclops* immediately previous to fertilization :—(A.) There is a single large macronucleus or two smaller macronuclei, much vacuolated. Near by there are two small faintly coloured micronuclei. There are eight pairs of parallel threads scattered throughout the egg. (B.) The nuclear-membrane has disappeared. The macronucleus is diminished in size, but the micronuclei are still present. The threads have arranged themselves in four pairs at either pole. (C.) Eight rod-like chromosomes, apparently derived from the threads observed in A. and B., are seen in the membraneless nucleus. Near the nucleus an isolated mass of protoplasm appears. (D.) A distinct spindle-shaped figure is formed, four of the chromosomes moving off towards either pole.

SOLGER has observed the formation of both polar bodies in the case of numerous eggs of *Balanus improvisus*. The phenomena are similar to those described by Nussbaum as occurring in the case of *Pollicipes*.

LEICHMANN opposes Rosenstadt's view that the oviposition of *Asellina* exactly resembles that of *Oniscus*. The genital orifices do not disappear at the ecdysis which follows fertilization, but are hidden by brood-lamellæ. Fertilization takes place in the ovary, the middle part of the oviduct previously swelling to form a receptaculum seminis.

PARKER (1) deals with the minute structure and development of the eye of the lobster. With regard to the general type of structure, he disagrees with the views of Patten, Reichenbach, and Kingsley, and considers that the retina is formed from a thickened portion of the hypodermis which undergoes no involution. Whatever involution takes place probably concerns the optic ganglion alone.

LEBEDINSKI describes the development of the crab *Eriphya spinifrons* as far as the zoea stage. A thick germinal disc appears, which gives rise to all three layers. Two new independent thickenings in front of the disc form the cephalic lobes and give rise to the brain, eyes, etc. The subsequent changes in the disc and the cephalic lobes are dealt with in detail. The first appearance and later structure of the heart are described. The rudiments of segmental organs appear shortly before the zoea stage, and resemble homologous structure in Annelids and *Mollusca*.

HERRICK has investigated the development of *Homarus*, and finds it to resemble strongly that of *Alpheus*, except in the earlier stages. The pyramid structure of the yolk is not observable. Protoplasm migrates from the centre to the periphery. Gastrulation commences with a small patch of cells at one side of the egg, which contains a circular depression—the blastopore. The naupliar appendages appear nearly simultaneously. The endoblast is established at a late stage, when eight or ten pairs of appendages are visible.

CANU (1) finds, in opposition to the views of Claus and Della Valle, that the Copepod genus *Enterocola* is without mandibles. These appendages are lost during the passage from the last nauplian to the first cyclopoid stage. In the female, the second cyclopoid stage is that at which the parasite seeks its host, thereafter to become stationary. This is not the

case with the male, which more approaches the semi-parasitic form of *Notodelphys*.

CANU (2) briefly discusses the stages of the development of the *Notodelphydæ* and the *Enterocolidæ* parasitic on Ascidians. The female apparatus of the *Malacostraca* is normally double, though fusion has taken place in most of the *Decapoda*. Of this group the *Peneidæ* are the most primitive. Among the *Brachyura* vagina and receptaculum seminis are present, correlated with an intromittent organ in the male.

The female organs of various types are described in detail. CANU (1).

IV.—PHYSIOLOGY.

BLANCHARD (1) has investigated the colouring matter of the bright red *Diaptomus bacillifer*. It was obtained in the form of a powder which, on exposure to air, gradually faded to a brick red, then to yellow, and finally to white, even when kept in the dark. Its behaviour under reagents strongly resembled that of Carotene.

For the occurrence of cellulose in *Arthropoda*, see AMBRONN (1).

RUTHERFORD discusses the microscopical appearances of the striped muscle of the crab and lobster. He maintains, in opposition to Melland and Gehuchten, that the sarcous matter essentially consists of contractile fibrils, with an interstitial substance between them. The protoplasm of the fibrils appears homogeneous, but it really forms a network with fluid in its interstices. Of the alternate segments of the fibrils, "Bowman's elements" are the longest and the only really contractile. Their appearance and behaviour during contraction are minutely described.

The metallic brilliancy of the *Sapphirinidæ* is due to interference resulting from their films. The colours are not those of a grating. Beneath the chitinous investment there is a layer of crystals, which probably increase the intensity of the colours by furnishing a strongly reflecting surface. AMBRONN (2).

V.—CLASSIFICATION.

HANSEN discusses the characteristics of the *Cirolana-Cymothoa* group, which he divides, chiefly on the basis of their mouth structure, into the six following families: *Cirolanidæ*, *Corallanidæ*, *Alcironidæ*, *Barybrotidæ*, *Ægidæ*, and *Cymothoidæ*. The characteristics of each family are briefly given, and the *Cymothoidæ* are then dealt with in detail.

BOVALLIUS (1) publishes a monograph on the Oxycephalids. A historical introduction, with a useful bibliography, is followed by a discussion of the systematic position of the group. On the basis of the shape, point of fixture, and flagellum of the first pair of antennæ, he divides the *Hyperideæ* into—I, *Reticornia*; II, *Filicornia*; III, *Curvicornia*. The last

group includes the *Platyscelidæ*, *Phorcidæ*, and *Oxycephalidæ* of Spence Bate. Bovallius divides it into eight families, including the *Oxycephalidæ*. These are defined as having the telson coalesced with the last ural segment, and the seventh pair of pereopoda complete, and not transformed.

BOURNE (3) considers *Monstrilla* to be a free-swimming and not a parasitic form. It may be an ephemeral reproducing form, with a pre-daceous larva, but the young forms taken by Norman scarcely support this view.

The *Monstrillidæ* may be classed as a subfamily of the *Corycæidæ*. The genus *Monstrilla* is re-defined, and six species recognized.

VI.—GEOGRAPHICAL DISTRIBUTION.

General.

MAYER deals with the geographical distribution of the *Caprellidæ* on pp. 94-103 of his monograph.

The distribution of freshwater *Calanidæ* is discussed by DE GUERNE & RICHARD (4).

IMHOFF, O. E. (3) enumerates 29 species and 4 varieties of the genus *Bosmina*. Only two of the species are extra-European, *B. macrorhynca* from Egypt, and *B. striata* from N. America.

DE GUERNE & RICHARD exhibit, by means of a map and a tabulated list, the distribution of 77 species of freshwater *Calanidæ*. Only one (*Diaptomus*) of the ten genera appears to be cosmopolitan. Six genera have been found in the northern hemisphere only. The *Calanidæ* of the north seas are able to bear great cold, and much alteration in the saltness of the water. This seems particularly to have been the case with *Diaptomus*. The freshwater are derived from the marine forms.

British Isles.

Crustacea taken off the S.W. of Ireland ; BOURNE (1).

Surface collections from the N. Sea, and from the W. of Scotland ; *id.* (2).

Brachyura from Cornwall ; CORNISH.

Palæozoic *Ostracoda* from Wales and Ireland ; JONES (1).

Some *Crustacea* from the Forth ; SCOTT.

Copepoda from Liverpool Bay ; THOMPSON, J. C.

European.

Pelagic *Crustacea* from the G. of Marseilles ; GOURRET.

Terrestrial *Isopoda* of Marseilles ; AUBERT, &c.

Decapoda from the G. of Naples ; CANO (2).

Epicaridæ from the G. of Naples ; GIARD & BONNIER (2).

Copepoda from the neighbourhood of Boulogne ; CANU (3).

French *Isopoda* ; DOLLFUS (3).

Swiss forms of *Diaptomus* ; IMHOF (4).

Ostracoda (palæozoic) from France and the Bosphorus ; JONES (3).

Crustacea from Mayenne ; LABBÉ.

Cladocera from Moscow ; MATILE.

Malacostraca from Kanonbad ; MEINERT.

Entomostraca from Belle Isle, &c. ; RICHARD.

Crustacea of Norway ; SARS (2).

IMHOF (1) concludes his account of the pelagic fauna of the mountain lakes of Carinthia. The most uniformly distributed of the *Cladocera* is *Daphnella brachyura*, which is only absent in three lakes. *Bosmina* was represented in sixteen lakes, *Daphnia* in twelve. Several other *Cladocera* occurred more rarely, but most of them are really littoral or ground-living, rather than pelagic. The pelagic *Copepoda* of the Carinthian lakes comprise species of *Cyclops* and *Diaptomus*.

African and Asiatic.

Algerian *Crustacea* ; BLANCHARD & RICHARD.

A new *Diaptomus* from the Congo ; DE GUERNE & RICHARD.

Entomostraca from Japan and China.

Leptodora from Japan ; FRITZE.

Crustacea from the China Sea ; POCOCK (1).

Neurctic.

N. American Crayfishes ; FAXON.

Palæozoic *Ostracoda* from N. America, &c. ; JONES (1, 3).

Amphipoda from S. Georgia ; PFEFFER (3).

N. American palæozoic *Crustacea* ; VOGDES.

Australasian and Oceanic.

Ostracoda from the South Sea Islands ; BRADY (2).

New Zealand *Crustacea* ; THOMSON, G. M.

Freshwater Crayfish from New Zealand ; CHILTON.

Marine and freshwater *Crustacea* from Port Jackson ; WHITELEGGE.

ARACHNIDA.

BY

R. INNES POCKOCK.

TITLES OF PAPERS*

ON ANATOMY, PHYSIOLOGY, ETC., OF ARACHNIDA (S.S.)
(ACARI EXCEPTED).

- BARTELS, M. Das Nest einer Vogelspinnen-Art aus Stendal (Natal, Südost-Africa). SB. Ges. Berl. 1890, pp. 24 & 25.
- . Ueber die Eierzahl bei *Heteropoda* sp. aus Natal. *T. c.* pp. 23 & 24.
- BOÏS, C. V. Notes on the Habits of some Common English Spiders. *Nature*, xliii, pp. 40 & 41.
- CAMBRIDGE, F. O. P. On the Presence of a Tarsal Comb in Spiders of the Family *Theridiidae*. *J. Micr. & Nat. Sci.* July, 1890, pp. 1-11, 2 cuts.
- FAUSSEK, W. A. Matériaux pour servir à l'Embryologie de *Phalangium*. *Rev. Sci. Nat. St. Petersburg*, i, No. 8, pp. 350-352.
- GAUBERT, P. (1) Note sur les Organes Lyriformes des Arachnides. *Bull. Soc. Philom.* (8) ii, p. 47.
- . (2) Note sur la Structure Anatomique du Peigne des Scorpions et des Raquettes Coxales des Galéodés. *T. c.* p. 57.
- . (3) Note sur le Mouvement des Membres et des Poils Articulés chez les Arthropodes. *T. c.* p. 118.
- . (4) Observations nouvelles sur le Mouvement des Membres et des Poils Tactiles des Arachnides. *C.R. Soc. Philom.* (8) ii, p. 15.
- GREVÉ, C. Beobachtungen an einer lebenden Vogelspinne (*Mygale* sp.). *Zool. JB.* v, pt. 1, pp. 179-183.
- HENKING, H. Die Wolfspinne und ihre Eicocon. Eine biologische Studie. *T. c.* pp. 185-210.
- KISHINOUE, K. On the Development of *Araneina*. *J. Coll. Sci. Japan*, iv, pp. 55-58.
- LAURIE, M. The Embryology of the Scorpion (*Eiscorpius italicus*). *Q. J. Micr. Sci.* xxxi, pp. 105-141, pls. xiii-xviii.

* An asterisk prefixed to a quotation indicates that the Recorder has not seen the journal or work referred to.

- LUCAS, H. (1) [On the Eggs of *Galeodes*.] Bull. Soc. Ent. Fr. (6) x, pp. lvii & lviii.
- . (2) Sur la Fécondité du Genre du Scorpion. *T. c.* p. xlvi.
- MCCOOK, H. C. American Spiders and their Spinning Work : a Natural History of the Orb-Weaving Spiders of the United States, with special regard to their Industry and Habits. Vol. II. Philadelphia : 1890.
- PATTEN, W. On the Origin of Vertebrates from Arachnids. *Q. J. Micr. Sci.* xxxi, pp. 317-378, pls. xxiii & xxiv.
- PECKHAM, G. W. & E. G. Additional Observations on Sexual Selection in Spiders of the Family *Attidae*, with some Remarks on Mr. Wallace's Theory of Sexual Ornamentation. Nat. Hist. Soc. Wisconsin, 1890, pp. 117-151.
- POLÉJAÏEFF, N. Sur la Phylogénie des *Araneina*. Réponse à M. W. Wagner. *Rev. Sci. Nat. St. Petersburg*, i, No. 8, p. 363.
- SCHIMKEWITSCH, W. Réponse à M. W. Wagner. *T. c.* pp. 413-417.
- TARNANI, J. Étude sur l'Anatomie des Thelyphonides. *T. c.* pp. 212-219.
- WAGNER, W. (1) Réponse à M. Schimkewitsch à propos de son Étude Critique sur les "Recherches sur les *Araneina*." *T. c.* pp. 322-325.
- . (2) Untersuchungen über *Araneina*. *Trav. Soc. Nat. St. Petersburg*, xxi, liv. i, No. 3, pp. 1-239, pls. i & ii.
- WARBURTON, C. The Spinning Apparatus of Geometric Spiders. *Q. J. Micr. Sci.* pp. 29-39, pl. v.

TITLES OF FAUNISTIC AND SYSTEMATIC PAPERS OF ARACHNIDA
(ACARI EXCEPTED).

- BALZAN, L. Revisione dei Pseudoscorpioni del bacino dei fiumi Paraná e Paraguay nell' America meridionale. *Ann. Mus. Genov.* (2) ix (1890), pp. 401-451, pls. xiii-xvii.
- BIRULA, A. (1) Zur Kenntniss der Russischen Galeodiden. *Zool. Anz.* xiii, pp. 204-209.
- *——. (2) Materialien zur Fauna der Solpugen Russlands. *Arb. Lab. z. Kab. Petersb.* 1890, No. 2.
- CAMBRIDGE, O. P. On the British Species of *Phalangidea*, or Harvest-Men. P. Dorset Field Club, 1890, pp. 161-216, 5 pls.
- HEYDEN, L. Verzeichnis der Arachniden, welche die Senckenbergische naturforschende Gesellschaft in der letzten Zeit erhielt. *Ber. Senck. Ges.* 1890, pp. 131-136.
- KEYSERLING, E. Die Arachniden Australiens nach der Natur beschrieben u. abgebildet. Pt. 37. Nürnberg (Bauer & Raspe) : 1890.
- LENDL, A. Descriptiones Araneidarum trium minus cognitarum. *Term. füzetek*, xiii, pt. i, pp. 8-11, pl. i.

- MARX, G. (1) Catalogue of the Described *Araneæ* of Temperate North America. P. U. S. Nat. Mus. xii, pp. 497-594.
- . (2) On a New Species of Spider of the Genus *Dinopis*, from the Southern United States. P. Ac. Philad. 1889, pp. 341-343.
- POCOCK, R. I. (1) A Revision of the Genera of Scorpions of the Family *Buthida*, with Descriptions of some S. African Species. P. Z. S. 1890, pp. 114-141, 2 pls.
- . (2) Report upon a Small Collection of Scorpions (and Centipedes) sent from Madras by Mr. Edgar Thurston, &c. Ann. N. H. (6) v, pp. 236-244.
- . (3) Description of a New Genus and Species of Scorpion belonging to the Group *Jurini*. T. c. pp. 250-252.
- . (4) Description of Two New Species of Scorpions brought by Emin Pasha from the Inland Parts of East Africa. Ann. N. H. (6) vi, pp. 98-101.
- SCUDDER, S. H. Illustrations of the Carboniferous *Arachnida* of North America, of the Orders *Anthracomarti* and *Pedipalpi*. Mem. Bost. Soc. iv, pp. 444-455.
- SIMON, E. (1) Étude sur les Arachnides de l'Yemen. Ann. Soc. Ent. Fr. (6) x, pp. 77-124.
- . (2) Étude sur les Arachnides recueillis par M. L. von Höhnel . . . dans l'Afrique orientale équatoriale en 1887-1888. T. c. pp. 125-130.
- . (3) Arachnides recueillis aux îles Mariannes par M. A. Marche. T. c. pp. 131-136.
- TARNANI, J. Ueber die Thelyphoniden aus den Sammlungen einiger Russischer Museen. Hor. Ent. Ross. xxiv, pp. 511-539.
- THORELL, T. (1) Studi sui Ragni Malesi e Papuani. Pt. iv. Ann. Mus. Genov. (2) viii, 1889-1890, pp. 1-419.
- . (2) Aracnidi di Nias e di Sumatra raccolti nel 1886 dal Sig. E. Modigliani. Op. cit. x, pp. 5-106.
- . (3) Diagnoses Araneorum aliquot novarum in Indo-Malesia inventarum. T. c. pp. 132-172.
- . (4) Aracnidi di Pinang raccolti nel 1889 dai signori L. Loria e L. Fea. T. c. pp. 269-383.
- WAGNER, W. [A new *Tarantula*] *Lycosa opifex*. Bull. Congr. Nat. Pétersb. (Zool.) viii, pp. 33-38; also Bull. Mosc. 1890, No. 4, pp. 626-632, pl. xvi.
- WEED, C. M. (1) A new Harvest Spider. Am. Nat. xxiii, pp. 1102-1104.
- . (2) The Black Harvest Spider. T. c. xxiv, pp. 683-685.
- . (3) A new *Phalangium*. T. c. pp. 783-785.
- . (4) The Long-legged Harvest Spider. T. c. pp. 866 & 867.
- . (5) The Harvest Spiders of North America. T. c. pp. 914-918.

DISTRIBUTION.

PALÆARCTIC REGION.

- Britain.* CAMBRIDGE (*Opiliones*).
Russia. BIRULA (*Solpugæ*).
Hungary. LENDL (*Tetragnathidæ*).
Germany, Crete, Teneriffe. HEYDEN (*Araneæ*).
Arabia. SIMON (1) (*Arachnida*).

ETHIOPIAN REGION.

- SIMON (2) (*Arachnida*).
 POCOCK (1, 4) (*Scorpiones*).

ORIENTAL REGION.

- India.* POCOCK (2, 3) (*Scorpiones*).
Malaysia and Papua. THORELL (1, 3) (*Araneæ*).
Sumatra and Nias. THORELL (2) (*Arachnida*).
Penang. THORELL (4) (*Arachnida*).

AUSTRALIAN REGION.

- Marianne Is.* SIMON (3).
Oahu, Sydney, Peak Downs. KEYSERLING (*Araneæ*).

NEARCTIC REGION.

- MARX (1, 2) (*Araneæ*).
 WEED (1-5) (*Opiliones*).
 SCUDDER (*Carboniferous Arachnida*).

NEOTROPICAL REGION.

- BALZAN (*Pseudoscorpiones*).

ARANEÆ.

EPEIRIDÆ.

Gastracantha, notes on the genus and allied genera and subgenera, pp. 44-46; THORELL (1).

Gastracantha mengei, Keys., syn. *malayensis*, Sim., Borneo, Sumatra, &c., pp. 46 & 47; *fornicata* (Fabr.), Java, Borneo, &c., pp. 47-51; *bubula*, n. var., Sumatra, pp. 49 & 51; *vittata*, Thor., Java, Sumatra, Borneo, &c., pp. 51-53; *montana*, n. sp., Singalang, pp. 53-55; *devia*, Sim., syn. *harpax*, Cambr., Sarawak, pp. 56 & 57; *butleri*, Thor., ? syn. *annulipes*, Gieb., Celebes, p. 57; *leucomelena* (Dol.), Sumatra, Java, pp. 58-61; *cuspidata*, C. Koch, Java, pp. 61 & 62; *brevispina* (Dol.), with syns., Java, Sumatra, pp. 63-65; *id.* (1): *schweinfurthi*, n. sp., Menatha (Arabia), p. 100; *lepida*, Cambr., Massana, p. 100; SIMON (1).

Plectana arcuata (Fabr.), Borneo, Sumatra, &c., pp. 65-68; *blackwallii*, Keys., Borneo, Sumatra, pp. 68-70; *hasseltii* (C. Koch), with syns., Java, Sumatra, pp. 70-75; THORELL (1).

Paraplectana maritata, Cambr., syn. *nigroanalis*, Hasselt, Sumatra, p. 76; *id.* (1).

Stanneoclavus latronum, n. sp., pp. 133 & 134, Agrigan and Grani ; SIMON (3).

Cerostris paradoxa (Dol.), ? syn. *mitralis*, Vins., Java, pp. 77 & 78 ; THORELL (1).

Cyrtarachne perspicillata (Dol.), Java, Sumatra, pp. 78 & 79 ; *lævis*, Thor., Celebes, pp. 79-81 ; *lepida*, n. sp., Sumatra, pp. 80-82 ; *id.* (1) : *coccinella*, n. sp., Nias, pp. 27-34 ; *id.* (2).

Poltys elevatus, n. sp., Sumatra, pp. 82-87 ; *columnani*, n. sp., Sumatra, pp. 87-90 ; *id.* (1) : *pygmaeus*, n. sp., Sumatra, pp. 29-32 ; *id.* (2).

Argiope catenulata (Dol.), syn. *opulenta*, Thor., *stellata*, Stol., Java, Sumatra, pp. 90-92 ; *chelifera* (Hass.), Sumatra, pp. 92-94 ; *œmula* (Walck.), Java, &c., p. 94 ; *versicolor* (Dol.), Java, Sumatra, pp. 95-98 ; *pumila*, n. sp., Sumatra, pp. 99 & 100 ; *id.* (1) : *clarki*, Bleckw., Djebel Milhan (Arabia), p. 101 ; *nigripes*, n. sp., Agaos (Ethiopia), p. 101 ; SIMON (1).

Gea (Ebwa) subarmata, n. sp., Sarawak, Java, &c., pp. 101-104 ; *decorata*, n. sp., Sumatra, pp. 104-107 ; *guttata*, n. sp., Sumatra, pp. 107-109 ; THORELL (1).

↓ *Enetira*, n. g., pp. 109 & 110, type *moluccensis* (Dol.) ; *forbesii*, n. sp., Sumatra, pp. 111-115 ; *id.* (1).

↓ *Cyrtophora acalyphoides*, Sim., Aden, p. 102 ; SIMON (1).

↓ *Chodalia*, n. g., pp. 115 & 116 ; *harpax*, n. sp., Sumatra, pp. 116-120 ; THORELL (1).

Epeira gonida, n. var. *virens*, Java, p. 120 ; *virguncula*, n. sp., Sumatra, pp. 121 & 122 ; *castata*, n. sp., Sumatra, pp. 122-125 ; *de huani*, Dol., syn. *spectabilis*, Dol., *kandarensis*, Thor., Sumatra, Celebes, &c., pp. 125-127 ; *diazoma*, n. sp., Sumatra, pp. 127-130 ; *origena*, n. sp., Sumatra, pp. 130-135 ; *nephileodes*, n. sp., ? Java, pp. 136 & 137 ; *prospiciens*, n. sp., Sumatra, pp. 138-143 ; *sononis*, ? syn. *triangula*, Hass., Sumatra, pp. 143-146 ; *punctigera*, Dol., Java, Celebes, &c., pp. 147 & 148 ; *pullata*, Thor., Sumatra, pp. 148-150 ; *theisii*, Walck, Java, India, &c., pp. 150 & 151 ; *inusta*, L. Koch, syn. *weyersii*, Sim., Sumatra, pp. 151-154 ; *prasia*, n. sp., Java, pp. 154-156 ; *herbea*, n. sp., Sumatra, pp. 156-158 ; *pupula*, n. sp., loc. ?, pp. 159-161 ; *seriata*, Thor., Java, pp. 161-164 ; *petax*, n. sp., loc. ?, pp. 164-167 ; *laglaizei*, Sim., n. var. *ecaadata*, Sumatra, pp. 167 & 168 ; *centrodes*, n. sp., Sumatra, pp. 169-173 ; *spathura*, n. sp., Sumatra, pp. 173-175 ; *anseripes*, Walck, Indo-Malaysia, pp. 175 & 176 ; *caligata*, n. sp., Sumatra, pp. 176-179 ; *id.* (1) : *hemisrara*, n. sp., Penang, pp. 301-304 ; *id.* (4) : *suedicola*, n. sp., Cheikh Othman (Arabia), p. 103 ; *nautica*, L. Koch, Aden, pp. 103 & 104 ; *modesta*, n. sp., Aden, pp. 104 & 105 ; SIMON (1) : *bertkaui*, n. sp., p. 233, pl. xxi, fig. 1 ; KEYSERLING.

Milonia, n. g., pp. 179 & 180, *brevipes*, n. sp., Sumatra, pp. 180-183 ; *trifasciata*, n. sp., Java, pp. 183-187 ; THORELL (1).

Nephilengys malabarensis, Walck, n. var. *annulipes*, Sumatra, Java, pp. 188 & 189 ; *id.* (1).

Nephila schweinfurthi, n. sp., Djebel Milhan, p. 105 ; SIMON (1).

Larinia diluta (Thor.), syn. *Lipocrea diluta*, Thor., Nias, Sumatra, pp. 24-26 ; THORELL (2).

√ *Callinethis*, n. g., for *C. grata* (Guér.), type *fastuosa*, Thor., *auro-cincta*, Thor. (sub *Meta*), pp. 191-193 ; *id.* (1) ; *superba*, n. sp., Nias, pp. 15-18 ; *id.* (2).

Argyropeira hasseltii, n. sp., Sumatra, pp. 194-196 ; *nigro-vittata* (Dol.), Sumatra, pp. 196-198 ; *argentina* (Hass.), Sumatra, pp. 199 & 200 ; *id.* (1) : n. var. *nigriceps*, Pinang, p. 297 ; *id.* (4) ; *scalaris*, n. sp., Sumatra, pp. 200-204 ; *stictopyga*, n. sp., Sumatra, pp. 204-206 ; *gemmea* (Hass.), Sumatra, pp. 206 & 207 ; *id.* (1) : *quadrifasciata*, n. sp., Sumatra, pp. 18-21 ; *emertonii*, n. sp., Nias, pp. 22-24 ; *id.* (2).

√ *Orsinome*, n. g., p. 208, type *vethii* (Hass.), Sumatra, pp. 209-214 ; *id.* (1).

TETRAGNATHIDÆ.

Tetragnatha fronto, n. sp., Sumatra, pp. 214-217 ; *hesseltii*, n. sp., Celebes, pp. 217-221 ; *mandibulata*, Walck, Java, pp. 221-223 ; THORELL (1) : *nigrita*, Lendl, Hungary, pp. 9 & 10, figs. 6-8 ; LENDL.

Eucta lutescens, Lendl, Hungary, pp. 8 & 9, pl. i, figs. 1-5 ; *id.* : *javana*, n. sp., Java, pp. 336-338 ; THORELL (1).

√ *Eugnatha picta*, Lendl, Hungary, pp. 10 & 11, pl. i, figs. 9-11 ; LENDL.

√ *Limoxera*, n. g., pp. 223 & 224, *lineata*, n. sp., loc. ?, pp. 224-227 ; *gracillima*, n. sp., Sumatra, pp. 227-230 ; *marginata*, n. sp., Sumatra, pp. 230-232 ; THORELL (1) ; *chauliodus*, n. sp., Pinang, pp. 292-295 ; *id.* (4).

√ *Mitoscelis*, n. g., pp. 232-233, *aculeata*, n. sp., Java, pp. 233-235 ; *id.* (A).

ULOBORIDÆ.

Uloborus trifasciatus, n. sp., Nias, pp. 12-14 ; THORELL (2) : *punctiventris*, n. sp., Aden, p. 84 ; SIMON (1) : *pantherinus*, n. sp., Sydney, p. 234, pl. xxi, fig. 2 ; KEYSERLING.

CRYPTOTHELIDÆ.

Cryptothele sundaica, n. sp., Pinang, pp. 305-308 ; THORELL (4) : *marchei*, n. sp., Guam, p. 132 ; *doreyana*, n. sp., New Guinea, p. 132 ; SIMON (3).

ŒCOBIIDÆ.

Œcobius petronius, n. sp., Aden, p. 85 ; SIMON (1).

MIAGRAMMOPIDÆ.

Miagrammopes caudata, n. sp., Peak Downs, pp. 253 & 254, pl. xxiii, fig. 5 ; KEYSERLING.

THERIDIIDÆ.

Phoronidia aciculata, Thor., Celebes, p. 240; *hexacantha*, n. sp., Sumatra, pp. 240-243; *lygæna* (Walck.), syn. *acrosomoides*, Hass., Sumatra, pp. 243-247; THORELL (1).

Argyrodes sumatranus, n. sp., Sumatra, pp. 247-250; *miniaceus* (Dol.), pp. 247 & 248 (in note); THORELL (1): *incisifrons*, n. sp., Bowen, pp. 246 & 247, pl. xxii, figs. 5 & 6; KEYSERLING.

Linyphia becarii, n. sp., Sumatra, pp. 250-254; *phyllophora*, n. sp., Sumatra, pp. 254-256; *id. t. c.*

Thwaitesia argentata, n. sp., Sumatra, pp. 256-259; *id. t. c.*

Chryso (?) *quadrata*, Cambr., Sumatra, pp. 259-262; *alearia*, n. sp., Java, pp. 262 & 263; *id. t. c.*

Theridium trigonicum, n. sp., Sumatra, Java, pp. 263-265; *oxyurum*, n. sp., Java, pp. 266 & 267; *biseriatum*, n. sp., Sumatra, pp. 267-270; *tepidariorum*, C. Koch, Sumatra, pp. 270 & 271; *rufipes*, Luc., Sumatra, pp. 271-273; *zonulatum*, n. sp., Sumatra, pp. 273-275; *decem-maculatum*, n. sp., Sumatra, pp. 275-277; *ludekingii*, n. sp., Java, pp. 277-279; THORELL (1): *incanescens*, n. sp., Aden, p. 97; *dialeucon*, n. sp., Aden, pp. 97 & 98; *fruticum*, n. sp., Aden, p. 99; SIMON (1): *convexum*, n. sp., Peak Downs, &c., pp. 241 & 242, pl. xxii, fig. 1; *properum*, n. sp., Sydney, pp. 242 & 243, pl. xxii, fig. 2; *extrilidum*, n. sp., Sydney, pp. 244 & 245, pl. xxii, fig. 3; *gigantipes*, n. sp., Middle Harbour, pp. 245 & 246, pl. xxii, fig. 4; KEYSERLING.

✓ *Helvidia*, n. g., pp. 279 & 280, *scabricula*, n. sp., Sumatra, pp. 280-283; THORELL (1).

Lascola pulicaria, n. sp., Sumatra, pp. 283-285; *picta*, n. sp., Sumatra, pp. 285-287; *id. t. c.*

✓ *Stethopoma*, n. g., pp. 288 & 289; *cingulatum*, n. sp., Java, Sumatra, pp. 289-293; *id. t. c.*

✓ *Ozaleus*, n. g., pp. 293 & 294, *tarandus*, n. sp., ? loc.; *id. t. c.*

Lathrodectus hystrix, n. sp., Aden, p. 99; *geometricus*, C. Koch, Aden, pp. 99 & 100; SIMON (1).

Ulesanis sextuberculata, n. sp., Gayndah, pp. 235 & 236, pl. xxii, fig. 3; KEYSERLING.

Wirada rotunda, n. sp., Peak Downs, pp. 236 & 237, pl. xxi, fig. 4; *id.*

Ariamnes colubrinus, n. sp., Peak Downs, pp. 237-239, pl. xxi, fig. 5; *id.*

✓ *Tobesoa*, n. g., p. 241, *theridioides*, n. sp., Sydney, &c., pp. 240 & 241, pl. xxi, fig. 6; *id.*

Euryopsis elegans, n. sp., Peak Downs, pp. 249 & 250, pl. xxiii, fig. 1; *id.*

Lathys alba, n. sp., Sydney, pp. 250 & 251, pl. xxiii, fig. 2; *maculata*, n. sp., p. 251, pl. xxiii, fig. 3; *id.*

Episinus australis, n. sp., Peak Downs, pp. 251-253, pl. xxiii, fig. 1; *id.*

PHOLCIDÆ.

Pholcus gracillimus, n. sp., Sumatra, pp. 298 & 299; THORELL (1).

Artema pristina, n. sp., Aden, pp. 93 & 94; SIMON (1).

- † *Smeringopus*, n. g., p. 94, *lineiventris*, n. sp., Aden, p. 95 ; SIMON (1).
 † *Ninetis*, n. g., pp. 95 & 96, *subtilissima*, n. sp., Aden, p. 96 ; *id.* (1).

SCYTODIDÆ.

Scytodes marmorata, L. Koch, Sumatra, &c., pp. 300 & 301 ; THORELL (1).

Dictis venusta, n. sp., Sumatra, pp. 301-304 ; *id.* (1) : *arabica*, n. sp., Cheikh Othman (Arabia), pp. 88 & 89 ; *perimensis*, n. sp., Perim I., pp. 123 & 124 ; SIMON (1).

PHÆDIM[O]IDÆ.

[New fam., pp. 304-308 ; THORELL (1).]

Phædima picea, n. sp., Sumatra, pp. 305-310 ; *nigra*, n. sp., Sumatra, pp. 310-312 ; *armata*, n. sp., Sumatra, pp. 313-315 ; THORELL (1).

† *Perama*, n. g., pp. 315 & 316 ; *pallida*, n. sp., Sumatra, pp. 316-318 ; *id.* (1).

SPARASSIDÆ.

Spariolenus tenuatus, n. sp., Nias, pp. 44-47 ; THORELL (2).

Heteropoda venatoria (Linn.), Nias, pp. 47 & 48 ; *modigliani*, n. sp., Nias, pp. 48-53 ; *id.* (2) : *debilis*, Thor. ; *gracilipes*, Thor. ; *sumatrana*, Thor., n. var. *montana* ; *signata*, Thor., Sumatra, pp. 144 & 145 ; *obtusa*, Thor., Borneo, p. 146 ; *id.* (3) : *furra*, n. sp., Pinang, pp. 319-322 ; *nebulosa*, n. sp., Pinang, pp. 322-325 ; *imbecilla*, n. n. for *debilis*, Thor., and *leptoscelis*, n. n. for *gracilipes*, Thor., p. 325 ; *id.* (4).

Palistes melanichnys, n. sp., Nias, pp. 53-56 ; *id.* (2) : *incanus*, n. sp., Borneo, p. 146 ; *id.* (3) : *höhneli*, n. sp., Kilimanjaro, p. 120 ; SIMON (2).

Sarotes acolastus, n. sp., Nias, pp. 56-60 ; THORELL (2) : *ferox*, Thor., loc. ?, p. 147 ; *id.* (3).

Holconia becarii, Thor., Sumatra, p. 147 ; *id.* (3).

Libania scabriceula, Thor., Java, n. var. *sulcata*, Sumatra ; *levis*, Thor., Sumatra, p. 148 ; *annulata*, Thor. ; *armillata*, Thor., Sumatra, p. 149 ; *id.* (3).

Dolothymus pallidus, Thor., Sumatra, p. 150 ; *id.* (3).

Angæus rhombifer, Thor., Sumatra, p. 150 ; *id.* (3).

Theleticopis modesta, n. sp., Pinang, pp. 329-332 ; *id.* (4).

THOMISIDÆ.

Camarius fornicatus, Thor., Sumatra, p. 60 ; THORELL (2).

Daradius callidus, n. sp., Nias, pp. 61-63 ; *id.* (2) : *javanus*, Thor., Java, p. 151 ; *perspicillatus*, Thor., Borneo, p. 152 ; *id.* (3).

Phrynarachne decipiens (Forbes), Nias, pp. 63 & 64 ; *id.* (2).

Muscæus potitus, Thor., Sumatra, pp. 150 & 151 ; *id.* (3).

Tmarus eques, Thor., Java, p. 151 ; *id.* (3) : *loriæ*, n. sp., Pinang, pp. 333-336 ; *id.* (4).

- Misumena dierythra*, Thor., Singapore, p. 152 ; *id.* (3).
Narceus picinus, Thor., Java, p. 152 ; *id.* (3).
Tharpyna varica, Thor., Java, p. 153 ; *id.* (3).
Hedana perspicax, Thor., Sumatra ; *ocellata*, Thor., Sumatra, Java, p. 153 ; *id.* (3).
Talaus elegans (Thor.), Sumatra ; *nanus* (Thor.), Java, p. 154 ; *id.* (3).
Zametopias speculator, Thor., Sumatra, p. 154 ; *id.* (3).
Palaphatus pseudorchestes, Thor., Sumatra, p. 155 ; *id.* (3).
Thomisus daradioides, n. sp., Djebel-Milhan, p. 106 ; *tetricus*, n. sp., Cheikh Othman, pp. 106 & 107 ; SIMON (1).
Xysticus helophilus, n. sp., Aden, p. 108 ; *id.* (1).
Thanatus plumosus, n. sp., Aden, p. 109 ; *id.* (1).
Stephanopis barbipes, n. sp., Cape York, pp. 254 & 255, pl. xxiii, fig. 6 ; KEYSERLING.
Dica insularis, n. sp., Oahu, pp. 261-263, pl. xxiv, fig. 3 ; *id.*

ARCYIDÆ,

- Arcys*, pp. 255 & 256 ; *cornutus*, L.K., Sydney, pp. 256 & 257, pl. xxiii, fig. 7 ; *alatus*, n. sp., Sydney, pp. 257 & 258 ; *lancearius*, W., pp. 258 & 259, Sydney, pl. xxiii, fig. 9 ; *olavatus*, n. sp., pp. 259-261, pl. xxiv, figs. 1 & 2 ; KEYSERLING.

OONOPIDÆ.

- Gamasomorpha hyperion*, n. sp., Aden, p. 88 ; SIMON (1).

CTENIDÆ.

- Acanthoctenus variatus*, n. sp., Nias, pp. 34-38 ; THORELL (2) : *dimicatus*, Thor., Sumatra, p. 134 ; *latus*, Thor., Borneo, pp. 134 & 135 ; *id.* (3).
Ctenus pulvinatus, Thor., Borneo, p. 133 ; *bicostatus*, Thor., Borneo, p. 134 ; *id.* (3) : *fungifer*, n. sp., Pinang, pp. 309-312 ; *id.* (4).

LYCOSIDÆ.

- Dolomedes lepidus*, Thor., Sumatra, p. 135 ; THORELL (3).
Trochosa inops, Thor., Sumatra, p. 135 ; *id.* (3).
Tarantula fragilis, Thor., Sumatra, p. 136 ; *id.* (3).
Pardosa marchei, n. sp., Guam, pp. 134 & 135 ; SIMON (3).
Lycosa sumatrana, Thor., p. 136 ; *pinangensis*, Thor., Pinang ; *vagula*, Thor., Sumatra, Java, p. 137 ; *rabulana*, Thor., Sumatra ; *iphochera*, Thor., Sumatra, p. 138 ; THORELL (3) : *oahuensis*, n. sp., Oahu, pp. 267-269, pl. xxiv, fig. 8 ; KEYSERLING : *opifex*, n. sp., pp. 33-38, with figs. ; WAGNER (2).
Lycosella tenera, Thor., Sumatra, *bisulcata*, n. var., p. 139 ; *minuta*, Thor., Sumatra, pp. 139 & 140 ; THORELL (3).
Passiena spinicrus, Thor., Pinang, p. 140 ; *id.* (3).
Lysania, n. g., p. 312, type *pygmaea*, n. sp., Pinang, pp. 313-315 ; *id.* (4).

OXYOPIDÆ.

Oxyopes birmanicus, Thor., Nias, pp. 38 & 39; *javanus*, Thor., syn. *lineatipes*, Sim., Sumatra, p. 39; *auratus*, n. sp., Sumatra, pp. 39-42; *pupulus*, n. sp., Nias, pp. 42-44; THORELL (2): *javanus*, Thor., Java, Sumatra, &c., p. 140; *annulipes*, Thor., Sumatra; *providens*, Thor., Sumatra, p. 141; *setipes*, Thor., Borneo; (*Tapponia obtusus*, Thor., Sumatra; *fronto*, Thor., Sumatra, p. 142; *latifrons*, Thor., Sumatra, p. 143; *id.* (3): *imbellis*, n. sp., Pinang, pp. 316-318; *id.* (4): *rutilius*, n. sp., Cheikh Othman, p. 114; *pigmentatus*, n. sp., Aden, pp. 114 & 115; SIMON (1).

Peucetia fusciventris, n. sp., Djebel-Milhan, p. 113; *id.* (1).

ATTIDÆ.

Synemosyna praelonga, n. sp., Nias, pp. 64-68; THORELL (2): *capito* (Thor.), loc. ?, pp. 155; *debilis*, Thor., Java, p. 155; *id.* (3).

Harmochirus nervosus, Thor., Sumatra, p. 68; *malaccensis*, Sim., pp. 68 & 69; *id.* (2).

Stichius, n. g., pp. 69 & 70, type *albomaculatus*, n. sp., Sumatra, pp. 70-73; *id.* (2).

Toxex mandibularis, Thor., loc. ?, p. 156; *id.* (3).

Pseudicius asoroticus, n. sp., Cheikh Othman, pp. 116 & 117; SIMON (1).

Mogrus precinctus, n. sp., Aden, pp. 117 & 118; *v-album*, n. sp., Aden, pp. 118 & 119; *id.* (1).

Phlegra chrysops, n. sp., Aden, p. 119; *id.* (1).

Heliophanus lucipeta, n. sp., Aden, pp. 119 & 120; *id.* (1).

Salticus formosus, Thor., Sumatra, p. 156; *pecterosus*, Thor., n. var. *sternodes*, Sumatra, p. 157; *alticeps*, Thor., Java, pp. 157 & 158; *leptognathus*, Thor., Java, p. 158; *id.* (3): *tristis*, Sim., Aden, pp. 115 & 116; *id.* (1).

Bianor balius, Thor., Nias, p. 73; THORELL (2); *leucostictus*, Thor., Sumatra, pp. 158 & 159; *incitatus*, Thor., Java, Sumatra, p. 159; *id.* (3).

Homalattus mordax, Thor., Java, p. 159; *nobilis*, Thor., Celebes, p. 160; *id.* (3).

Holoplatys planissima (Koch), n. var. *occidentalis*, Nias, p. 74; *id.* (2).

Marptusa nannodes, Thor., Sumatra, pp. 160 & 161; *id.* (3).

Bavia hians, Thor., Sumatra; *decorata*, Thor., Sumatra, p. 161; *id.* (3).

Thiania jucunda, n. sp., Nias, pp. 75-79; *demissa*, Thor., Sumatra, p. 79 (in note); *id.* (2): *formosissima*, Thor., Borneo, pp. 161 & 162; *sinuata*, n. sp., Pinang, pp. 336-340; *id.* (4).

Linus subvexus, n. sp., Nias, pp. 79-82; *id.* (2).

Chrysilla delicata, Thor., Sumatra, p. 162; *doriæ*, Thor., Sumatra, pp. 162 & 163; *id.* (3).

Sinnamora glaucochira, Thor., Sumatra, p. 163; *id.* (3).

Mævia alternans (C. Koch), Sumatra, p. 83; *id.* (2): *persecta*, n. sp., Pinang, pp. 340-343; *id.* (4): *genmans*, Thor., Sumatra; *marxii*, Thor., Java, p. 163; *cypria*, Thor., Sumatra, p. 164; *id.* (3).

Cyrsa algerina (Luc), syn. *Stasippus increnatus*, Thor., &c., Sumatra, pp. 83 & 84; *id.* (2).

Gelotia frenata, Thor., Sumatra, pp. 164 & 165; *bimaculata*, Thor., Borneo, p. 165; *id.* (3).

Cocalus rinipalpis, Thor., Sumatra, pp. 165 & 166; *id.* (3).

Euophrys giebeltii, Thor., Java, p. 166; *id.* (3): *kulczynskii*, n. sp., Pinang, pp. 343-347; *id.* (4).

Orceria keyserlingii, Thor., Sumatra, pp. 166 & 167; *eucola*, Thor., Sumatra, p. 167; *id.* (3).

Plexippus gansapatus, Thor., Sumatra, pp. 167 & 168; *id.* (3).

Viciria terebrifera, Thor., Sumatra, p. 168; *id.* (3).

Bathippus macilentus, Thor., Sumatra, pp. 168 & 169; *id.* (3).

Echeclus, n. g., p. 347, type *concinus*, n. sp., Pinang, pp. 348-352; *id.* (4).

Hasarius elisabethæ, n. sp., Sumatra, pp. 85-88; *sannio*, Thor., syn. *coronatus*, Sim., Sumatra, Pinang; *id.* (2): *scylax*, Thor., Sumatra; *workmanii*, Thor., Sumatra, p. 169; *coprea*, Thor.; *sobarus*, Thor., Sumatra, p. 170; *dispalans*, Thor., Java, p. 170; *mccookii*, Thor., Java, p. 171; *id.* (3).

Nicylla sundevallii, Thor., Sumatra, pp. 171 & 172; *id.* (3).

Ergane signata, n. sp., Oahu, pp. 263-265, pl. xxiv, fig. 5; KEYSERLING.

Menemerus albocinctus, n. sp., Nicobar, pp. 265-267, pl. xxiv, fig. 7; *id.*

HERSILIIDÆ.

Chalinura (Dalm.) syn. *Rhadine*, Sim., *sumatrana*, n. sp., Sumatra, pp. 319-322; THORELL (1).

Hersilia sumatrana, n. sp., Sumatra, pp. 8-11; *id.* (2).

DICTYNIDÆ.

Badumna, n. g., pp. 322 & 323, *hirsuta*, n. sp., Java, pp. 323-327; *exilis*, n. sp., Java, pp. 327-330; THORELL (1).

Dictyna sexnotata, n. sp., Aden, p. 86; *suedicola*, n. sp., Aden, pp. 86 & 87; SIMON (1).

ZODARIIDÆ.

Storena melanognatha, Hass., Sumatra, pp. 320 & 321; *vittata*, n. sp., Sumatra, pp. 331-335; *sobria*, n. sp., Sumatra, pp. 335-337; *hilaris*, n. sp., Java, pp. 338-340; *procera*, n. sp., loc. ?, pp. 340-344; THORELL (1).

Zodarium acrium, n. sp., Aden, pp. 92 & 93; SIMON (1).

PRODIDOMIDÆ.

Prodidomus aurantiacus, n. sp., Aden, p. 89; *nigellus*, n. sp., Cheikh Othman, pp. 89-90; SIMON (1).

CYCA[O]IDÆ.

[New fam. for genus *Cycas*; THORELL, pp. 344 & 345.]

DINOPIDÆ.

Dinopis spinosus, n. sp., Florida, pp. 341-343, pl. xi; MARX (2):
bulbalus, n. sp., Kilimanjaro, pp. 126 & 127; SIMON (2).

DRASSIDÆ.

- Ædignatha scrobiculata*, Thor., Java?, pp. 345-349; THORELL (1).
Corinnomma mæreus, n. sp., Sumatra, pp. 349-352; *id.* (1).
Agræca inquinata, n. sp., Sumatra, pp. 352-355; *id.* (1).
Tephlea semilimbata, n. sp., Aden, pp. 91 & 92; SIMON (1).
Drassus brachytheles, n. sp., Sumatra, pp. 356-358; *russulus*, n. sp.,
 Java, pp. 308-362; THORELL (1).
Prothesima sarawakensis, n. sp., Sarawak, pp. 362-364; *id.* (1).
 √ *Astratea*, n. g., pp. 364 & 365, *insignis*, n. sp., Sumatra, pp. 365-368;
id. (1).
Eutittha, Thor., p. 368, *montana*, n. sp., Sumatra, pp. 368-372; *longipes*,
 n. sp., Sumatra, pp. 372-374; *id.* (1).
Clubiona melanosticta, n. sp., Sumatra, pp. 374-378; *versicolor*, n. sp.,
 Sumatra, pp. 378-380; *id.* (1).
Chiracanthium debile, n. sp., Aden, p. 111; SIMON (1).
Micoria todilla, Sim., Cheikh Othman, pp. 109 & 110; *troilulus*, n. sp.,
 Cheikh Othman, p. 110; *id.* (1).
Matidia tenera, n. sp., Sumatra, pp. 380-383, *id.* (1); *trinotata*, n. sp.,
 Pinang, pp. 288-290; *id.* (4).
 √ *Teutamus*, n. g., p. 280, type *politus*, n. sp., Pinang, pp. 281-284; *id.* (4).
 √ *Sphingius*, n. g., p. 284, type *thecatus*, n. sp., Pinang, pp. 285-288;
id. (4).

ZIMER[O]IDÆ.

[New fam., for *Zimiris*, Sim., pp. 383 & 384; THORELL (1).]

Zimiris mamillana, n. sp., loc. ?, pp. 384-387; *id.* (1).

DYSDERIDÆ.

- Ariadnè snellemanni* (Hass.), Sumatra, pp. 387-391; THORELL (1).
 √ *Imogala*, n. g., p. 269, *scarabæa*, n. sp., Sydney, pp. 270 & 271, pl. xxiv,
 fig. 9; KEYSERLING.
Xestaspis parmata, n. sp., Sumatra, pp. 391-394; THORELL (1).

THERAPHOSIDÆ.

- Selenocosmia javanensis* (Walck.), n. var. *sumatrana*, Sumatra, pp. 391-
 397; *dorieæ*, n. sp., Sarawak, pp. 397-399; THORELL (1).
 √ *Rhianus*, n. g., p. 276, type *atratus*, n. sp., Pinang, pp. 277-280; *id.* (4).
Avicularia holmbergii, n. sp., loc. ?, pp. 399-402; *id.* (1).
Idiops yemenensis, n. sp., Arabia, p. 83; SIMON (1): *compactus*, Gerst.,
 Mombassa, p. 126; *id.* (2).

- Chatopelma adenensis*, n. sp., Aden, p. 84 ; SIMON (1).
Pisenor höhneli, n. sp., Kilimanjaro, p. 125 : *id.* (2).
Conothele cambridgii, n. sp., Sumatra, pp. 402-406 ; THORELL (1).
Cyrtuchenius montanus, n. sp., Sumatra, pp. 406 & 407 ; *id.* (1).
Diplura maculata, n. sp., Java, pp. 409-414 ; *id.* (1).
Atypus javanus, n. sp., Java, pp. 413-416 ; *id.* (1).
Calommata sundaica (Dol.), Java, pp. 416-419 ; *id.* (1).

PEDIPALPI.

- Phrynisus telekii*, n. sp., E. Africa, p. 129 ; SIMON (2).
Thelyphonus brasilianus, Koch, Brazil, pp. 512-515, pl. iii, fig. 7 ;
manillanus, Koch, syn. *philippensis*, Butl., Philippines, pp. 516-519, fig. 4 ;
amurensis, Tarn., Amur, pp. 519-523, fig. 3 ; *strachii*, Tarn., Philippines,
 pp. 523-526, fig. 5 ; *maximus*, Tarn., Brazil, pp. 526-529, fig. 6 ; *caudatus*
 (Linn.), Haiti, pp. 529-533 ; TARNANI.
Hypoctonus proboscideus (Butl.), Ceylon, pp. 533-536, fig. 9 ; *id.*

SCORPIONES.

- Lepreus*, Thor., p. 117, *carinatus*, n. sp., S. Africa, pp. 129 & 130, pl. xiv,
 fig. 3 ; *fischeri*, Karsch, n. var. *nigrimanus*, Mombassa, pp. 130 & 131, pl. xiv,
 fig. 2 ; Pocock (1).
Uroplectes, Pet., syn. *Tityus*, Thor., pp. 118 & 119, *insignis*, n. sp., Table
 Mnt., pp. 132-134, pl. xiii, fig. 4 ; *formosus*, n. sp., Natal, pp. 134 & 135,
 pl. xiii, fig. 3 ; *flavoviridis*, Pet., Lake Nyassa, p. 135, pl. xiv, fig. 5 ;
id. t. c.
Isometrus, Ehrb., syn. *Phassus*, Thor., and *Androcottus*, Karsch, pp.
 119 & 120 ; *id.* (1).
Isometroides, Keys., p. 120 ; *id.* (1).
Centrurus, Ehrb., syn. *Rhopalurus*, Thor., pp. 120 & 121 ; *id.* (1).
Butheolus, Sim., syn. *Orthodactylus*, Karsch, pp. 121 & 122 ; *melanurus*,
 Kessler, syn. *schneideri*, L. Koch, p. 121 ; Pocock (1).
Rhoptrurus, Karsch, syn. *Odonturus* and *Babycurus*, Karsch, p. 122 ;
kirki, n. sp., W. Africa, pp. 137 & 138, pl. xiv, fig. 1 ; *jacksoni*, n. sp.,
 Taveita (Kilima Njaro), pp. 138 & 139, pl. xiii, fig. 1 ; *baroni*, n. sp., Mada-
 gascar, pp. 140 & 141, p. xiii, fig. 2 ; *id.* (1).
Grosphus, Sim, to include *limbatus*, *piceus*, and *lobidens* (Pocock),
 p. 123 ; *id.* (1).
Parabuthus, n. subg. of *Buthus*, type *P. liosoma*, Ehrb., pp. 124 & 125 ;
id. (1).
Buthus, Leach, syn. *Androctonus* (*Leiurus*), Ehrb., pp. 125 & 126 ;
id. (1) : *martensii*, Karsch, syn. *grammurus*, Thor., Madras, pp. 236 &
 237 ; *id.* (2) : *emini*, n. sp., Victoria Nyanza, pp. 98-100, pl. i, fig. 2 ;
id. (4).
Prionurus, Ehrb., syn. *Androctonus*, Thor., pp. 126 & 127 ; *id.* (1).
 Synopsis of the genera of *Buthidae*, with hypothetical pedigree, pp. 127
 & 128 ; *id.* (1).

Palamnceus liophysa, Thor., Nias, pp. 90-94, figs. 1-4; THORELL (2).

Scorpio swammerdami, Simon, syn. *asper*, Thor., *kochii*, Karsch, *lucidipes*, Simon, Madras, pp. 237-241; POCOCK (2) : *viatoris*, n. sp., E. Africa, pp. 100 & 101, pl. i, fig. 1; *id.* (4).

Hormurus leviceps, n. sp., Madras, Anamallai Hills, pp. 242-244, pl. xii, fig. 1; POCOCK (2).

↓ *Uromachus*, n. g., p. 250, *pictus*, n. sp., Silhet, pp. 250-252, pl. xi B, fig. 1; *id.* (3).

SOLPUGÆ.

Galeodes caspius, n. sp., Turcoman, p. 205; *lehmanni*, n. sp., Kasnowodsk, pp. 205 & 206; *ater*, n. sp., near Aschkabad, p. 206; *savignyi* (Sim.), Tschinas, &c., p. 206; *pallidus*, n. sp., Tiflis, pp. 206 & 207; BIRULA (1).

Karschia mastigophora, n. sp., Tiflis, Kars, pp. 207-209; *id.* (1).

PSEUDOSCORPIONES.

Cheiridium corticum, n. sp., Rio Apa, Resistencia, pp. 410 & 411, pl. xiii, fig. 1; BALZAN.

Chelififer persulcatus, n. sp., Aden, p. 120; SIMON (1) : *cervus*, n. sp., Matto-Grosso, pp. 412-414, pl. xiii, fig. 2; *argentinus*, Thor., Asuncion, &c., pp. 414 & 415, pl. xiii, fig. 3; *communis*, n. sp., Rio Apa, &c., pp. 416 & 417, pl. xiii, fig. 4; *nidificator*, n. sp., Asuncion, pp. 417 & 418, pl. xiii, fig. 5; *robustus*, n. sp., Matto-Grosso, pp. 418-420, pl. xiii, fig. 6; *brevifemoratus*, n. sp., Asuncion, pp. 420 & 421, pl. xiii, fig. 7; *crassimanus*, n. sp., Matto-Grosso, &c., pp. 421-423, pl. xiii, fig. 8; *rudis*, n. sp., Rio Apa, pp. 423 & 424, pl. xiii, fig. 9; *germainii*, n. sp., Matto-Grosso, pp. 424-426, pl. xiv, fig. 10; *exilimanus*, n. sp., Rio Apa, pp. 426 & 427, pl. xiv, fig. 11; *foliosus*, n. sp., Asuncion, pp. 427 & 428, pl. xiv, fig. 12; *segmentidentatus*, n. sp., Asuncion, pp. 429-431, pl. xv, fig. 13; *canestrinii*, n. sp., Resistencia, pp. 430 & 431, pl. xv, fig. 14; *rufus*, n. sp., Asuncion, pp. 431 & 432, pl. xv, fig. 15; *longichelififer*, n. sp., Asuncion, &c., pp. 433 & 434, pl. xv, fig. 16; BALZAN : *balzani*, n. sp., Pinang, pp. 352-355; *lucens*, n. sp., Pinang, pp. 355-357; THORELL (4).

Olpium oxydactylum, n. sp., Rio Apa, pp. 435 & 436, pl. xvi, fig. 17; *ramicola*, n. sp., Asuncion, pp. 436 & 437, pl. xvi, fig. 18; *elegans*, n. sp., Rio Apa, pp. 437 & 438, pl. xvi, fig. 10; *crassichelatum*, n. sp., Matto-Grosso, p. 39, pl. xvi, fig. 20; *brevifemoratum*, n. sp., Rio Apa, p. 440, pl. xvi, fig. 21; BALZAN. *O. bi-impressum*, n. sp., Aden, p. 121; *arabicum*, n. sp., Aden, p. 121; SIMON (1).

Garypus cuyabauus, n. sp., Matto-Grosso, pp. 41 & 42, pl. xvi, fig. 22; BALZAN.

↓ *Ideoroncus*, n. g., p. 443, *pallidus*, n. sp., Rio Apa, pp. 444 & 445, pl. xvii, fig. 23; *id.*

Roncus chthoniiformis, n. sp., Resistencia, pp. 445 & 446, pl. xvii, fig. 24; *id.*

Chthonius parvidentatus, n. sp., Rio Apa, pp. 447 & 448, pl. xvii, fig. 25 ;
hirsutus, n. sp., Matto-Grosso, pp. 448 & 449, pl. xvii, fig. 26 ; *curvidigi-*
tatus, n. sp., Rio Apa, pp. 449 & 450, pl. xvii, fig. 27 ; *id.*
 √ *Tridenchthonius*, n. g., p. 450, *parvulus*, n. sp., Rio Apa, pp. 450 & 451,
 pl. xvii, fig. 28 ; *id.*

OPILIONES.

- Gagrella niasensis*, n. sp., Nias, pp. 95-97 ; THORELL (2).
Oligolophus ohionensis, n. sp., Ohio, p. 1103, pl. xlii, figs. 1 & 2 ; *pictus*,
 Wood, fig. 3 ; WEEB (1).
Phalangium nigrum, Say, is referable to the genus *Astrobonus*, described,
 pp. 684 & 685, pl. xxiv, figs. 1 & 2 ; *id.* (2).
Phalangium longipalpis, n. sp., Arkansas, pp. 783-785, pl. xxvii, figs. 1-
 3 ; *id.* (3).
Liobunum longipalpis, n. sp., Illinois, pp. 866 & 867, pl. xxix, fig. 1 ; *id.*
 (4).
 √ *Forbesium*, n. g., p. 915, *formosum* (Wood), pl. xxx, figs. 1 & 2 ; *hiemale*,
 n. sp., p. 916, pl. xxxi ; *id.* (5).
Biantes fuscipes, n. sp., Pinang, pp. 357-359 ; THORELL (4).
Epedanus pinangensis, n. sp., Pinang, pp. 359-363 ; *id.* (4).
 √ *Podoctis*, n. g., pp. 363 & 364, type *armatissimus*, n. sp., Pinang, pp.
 364-367 ; *id.* (4).
Bupares granulatus, n. sp., Pinang, pp. 368-371 ; *id.* (4).
 √ *Tithæus*, n. g., p. 371, type *lavigatus*, n. sp., Pinang, pp. 371-374 ; *id.*
 (4).
 √ *Babrius*, n. g., p. 98, type *murcidus*, n. sp., Nias, pp. 98-102 ; *id.* (2).
Oncopus fea, n. sp., Pinang, pp. 375-377 ; *id.* (4).
 √ *Gnomulus*, n. g., p. 378, type *rostratus*, n. sp., Pinang, pp. 378-381 ; *id.*
 (4).
 √ *Nothippus*, n. g., pp. 102 & 103, type *limbatus*, n. sp., pp. 103-106 ; *id.*
 (2).
 √ *Miopsalis*, n. g., p. 381, type *pulicaria*, n. sp., pp. 381-383, Pinang ;
id. (4).

PALÆONTOLOGY.

SCUDDER characterises the following Orders, Families, Genera, and
 Species:—

ANTHRACOMARTI, p. 444.

POLYCHERIDÆ, p. 444.

Polychera, p. 444, *punctulata*, Scud., p. 444, pl. xxxix, figs. 2 & 6.

ARCHITARBOIDÆ, p. 445.

Geraphrynus, p. 445, *carbonarius*, p. 446, pl. xl, figs. 1, 9, 10, 12.
 √ *Geratarbus*, n. g., p. 447, *lacoeti*, n. sp., p. 448, pl. xl, fig. 11 ; *scabrum*,
 n. sp., p. 448, pl. xxxix, fig. 5.

- Architarbus*, p. 449, *elongatum*, n. sp., p. 449, pl. xl, fig. 4.
 * *Kustarachne*, n. g., p. 450, *tenuipes*, n. sp., p. 450, pl. xl, fig. 7.
Anthracomartus, p. 451, *trilobitus*, Scud., p. 451, pl. xxxix, figs. 7-10 ;
pustulatus, Scud., p. 452, pl. xl, figs. 5 & 8.

PEDIPALPI, p. 453.

GERALINURIDÆ, p. 453.

- † *Græophonus*, n. g., p. 453, *carbonarius*, Scud., p. 454, pl. xl, figs. 2, 3, 6.
Geralinura, pp. 454 & 455, *carbonaria*, Scud., p. 455, pl. xxxix, figs. 1-4.

ACARI.

- BERLESE, A. *Acari, Myriapoda, et Scorpiones hucusque in Italia reperta.*
 Pt. LVII. Padova : 1890.
- CANESTRINI, G. Intorno alla metamorfosi degli Ixodini. Bull. Soc.
 Ven.-Trent. iv, pp. 243 & 244.
- FOCKEU, H. (1) Notes sur les Acaroceciens. I. Phytoptoceciens du
 Marronnier produits par le *Phytoptus hippocastanum*, n. sp. Rev.
 Biol. iii, pp. 56-63, figs. 1-3.
- . (2) Notes sur les Acaroceciens. II. Phytoptoceciens de l'*Alnus*
glutinosa. Description de deux *Phytoptus* nouveaux. T. c. pp. 104-
 113.
- KOENIKE, F. (1) Ein neuer Bivalven Parasit. Zool. Anz. xiii, pp. 138-
 140.
- . (2) Eine Wassermilbe als Schneckenschmarotzer. T. c. pp. 364
 & 365.
- . (3) Südamerikanische auf Muschelthieren schmarotzende *Atax-*
species. T. c. pp. 424-427.
- KRAMER, P. Zur Entwicklung der Hydrachniden. T. c. pp. 427 & 428.
- LEIDY, J. (1) Remarks on Ticks. P. Ac. Philad. 1890, pp. 278-281.
- . (2) *Hypoderas* in the Little Blue Heron. T. c. p. 63.
- LEON, N. Note sur l'*Ixodes ricinus*. Zool. Anz. xiii, pp. 341 & 342.
- MONIEZ, R. (1) Acariens et Insectes marins des côtes du Boulonnaise.
 Rev. Biol. ii (1890), pp. 149-159 & 186-198.
- . (2) Note sur un *Pontarachne* de Banyuls-sur-Mer (*Pontarachne*
lucazei). T. c. pp. 358-361.
- . (3) Acariens observés en France (1st list). Op. cit. iii, pp. 24-33.
- . (4) *Disparipes bombi*, Mich. T. c. p. 116.
- MICHAEL, A. D. On a Collection of *Acarina* formed in Algeria. P. Z. S.
 1890, iii, pp. 414-425.

- NALEPA, ALF. (1) Ueber neue Gallmilben. Anz. Ak. Wien. 1890, p. 2.
New species mentioned, but not described.
- (2) Zur Systematik der Gallmilben: SB. Ak. Wien, xcix, pp. 40-69
- (3) Neue Phytoptiden: Anz. Ak. Wien (1890) xx, pp. 212 & 213.
- RILEY, C. V., & MARLATT, C. L. The Clover Mite. Ins. Life, iii, pp. 42-52.
- RILEY, C. V. The Six-Spotted Mite of the Orange. Ann. Rep. Dept. Agric. 1889, pp. 340-345.
- TROUËSSART, E. Recherche et récolte des Acariens. C.R. Congr. Internat. Zool. 1889, pp. 164-175.
- TROUËSSART, E., & NEUMANN, G. Un type nouveau des *Sarcoptides plumicoles* le *Chirodiscus amplexans*. Bull. Scient. xxii, pp. 392-398.
- TOPSENT, E., & TROUËSSART, E. Sur un nouveau genre d'Acarien sauteuse. C.R. cxi, pp. 891 & 892.

ORIBATIDÆ.

- Notaspis burrowsii*, n. sp., Algeria, pp. 418 & 419, pl. xxxvii, figs. 1-4 ;
æqualis, n. sp., Algiers, p. 419, fig. 5 ; *glabra*, n. sp., Algiers, pp. 419 & 420 ; MICHAEL.
- Damxus patelloides*, n. sp., Algiers, pp. 420 & 421, pl. xxxviii, fig. 3 ;
phalangioides, n. sp., Blidah, pp. 421 & 422, pl. xxxviii, fig. 1 ; *flagellifer*,
n. sp., Teniet-el-Ahd, p. 422, pl. xxxviii, fig. 2 ; *id.*
- Eremaeus fimbriatus*, n. sp., Algiers, pp. 422 & 423, pl. xxxvii, fig. 6 ; *id.*
Tegeocranus characterised, pt. lvii, No. 5 ; BERLESE.

HOPLOPIDÆ.

- Cæculus spatulifer*, n. sp., Algiers, pp. 423-425, pl. xxxvii, fig. 7 ;
MICHAEL.

TYROGLYPHIDÆ.

- † *Saproglyphus*, n. g., *neglectus*, n. sp., pt. lvii, No. 6 ; BERLESE.
Histiogaster corticalis (Mich.), Italy, pt. lvii, No. 7 ; *id.*
? *Michaelia* characterised, pt. lvii, No. 8 ; *id.*
? *Scirus capreolus*, n. sp., pt. lvii, No. 9 ; *id.*
? *Alicus* characterised, pt. lvii, No. 10 ; *id.*

TROMBIDIIDÆ.

- Nanorchestes*, n. g., *amphibius*, n. sp., pp. 891 & 892 ; TOPSENT &
TROUËSSART.
1890. [VOL. XXVII.]

SARCOPTIDÆ.

↓ *Chirodiscus*, n. g., *amplexans*, n. sp., pp. 392-398; TROUSSERT & NEUMANN.

HYDRACHNIDÆ.

Atax procurrives, n. sp., Guahyba, pp. 425 & 426; *perforatus*, n. sp., Guahyba, p. 426; *rugosus*, n. sp., Guahyba, p. 426; *jheringi*, n. sp., S. America, p. 427; KOENIKE (3): *aculeatus*, n. sp., Europe; *id.* (1): *ampullaria*, n. sp., Europe; *id.* (2).

PHYTOPTIDÆ.

Phytoptus diversipunctatus, n. sp., p. 41, pl. i, figs. 1 & 2; *populi*, n. sp., pp. 43 & 44, pl. ii, figs. 3 & 4; *lawi*, n. sp., pp. 44-46, pl. i, figs. 3 & 4; *tiliæ*, n. sp., pp. 46 & 47, pl. ii, figs. 1 & 2; *fraxinicola*, n. sp., pp. 48-50, pl. iii, figs. 1 & 2; *pyri*, n. sp., pp. 50 & 51, pl. iv, figs. 1 & 2; *tristriatus*, n. sp., pp. 51-53, pl. v, figs. 3 & 4; *similis*, n. sp., pp. 53 & 54, pl. vi, figs. 2 & 3; *phlæocoptus*, n. sp., pp. 54 & 55, pl. vi, figs. 4 & 5; *padi*, n. sp., pp. 55-57, pl. v, fig. 5, pl. vi, fig. 1; *vitis*, Lard., pp. 57 & 58, pl. vii, figs. 1 & 2; *drabæ*, n. sp., pp. 58 & 59, pl. v, figs. 1 & 2; *ulmi*, n. sp., pp. 59 & 60, pl. vii, figs. 3 & 4; NALEPA (2): *hippocastanum*, n. sp., pp. 56-63, figs. 1-3; FOCKEU (1): *brevitarsus*, n. sp., p. 109, fig. 3; *nalepai*, n. sp., p. 112, fig. 5: *id.* (2).

Phyllocoptes minutus, n. sp., pp. 60 & 61, pl. iii, figs. 3 & 4; *galeatus*, n. sp., pp. 61 & 62, pl. i, figs. 5 & 6; *schlechtendali*, n. sp., pp. 62 & 63, pl. iv, figs. 3 & 4; *reticulatus*, n. sp., pp. 64 & 65, pl. iv, figs. 5 & 6; NALEPA (2).

↓ *Tegonotus*, n. g., *serratus*, n. sp., p. 213; *id.* (3).

PENTASTOMIDA.

PARONA, C. Sopra due specie de genere *Pentastomum*, Rud. (*P. crociduræ*, n. sp., e *P. gracile*, Dies.). Ann. Mus. Genov. (2) ix (xxix) pp. 69-78.

Pentastomum crociduræ, n. sp., from *Crocidura fuliginosa*, pp. 71 & 72, pl. iii, figs. 1 & 4; *gracile*, Dies., pp. 72-74, pl. iii, figs. 5 & 8.

SPENCER, W. BALDWIN. On the Presence of a *Pentastomum* Parasitic in the Lung of the Copper-head Snake (*Hoplocephalus superbus*). P. R. Soc. Vict. i (1889), pp. 110 & 111.

TARDIGRADA.

RYWOSCH, D. Einige Beobachtungen an Tardigraden. SB. Ges. Dorp. ix, pp. 89-92.

PANTOPODA.

- TOPSENT, E. Notice concernant les Pantopodes de Luc. Bull. Soc. L. Norm. (4) iii, pp. 60-63.
- MORGAN, T. H. A Preliminary Note on the Embryology of the Pycnogonides. Johns Hopk. Univ. Circ. ix, pp. 59-61.
- ORTMANN, A. Bericht über die von Herrn. Dr. Döderlein in Japan gesammelten Pycnogoniden. Zool. JB. v, pp. 157 & 168, pl. xxiv.
- Nymphon japonicum*, n. sp., Kagoshima, pp. 158 & 159, fig. 1.
- Ascorhynchus cryptopygius*, n. sp., Sajami, pp. 159 & 160, fig. 2 ;
- glabroides*, n. sp., Kagoshima, pp. 160 & 161, fig. 3 ; *ramipes*, Böhm., Sajami, pp. 161 & 162, fig. 4 ; *bicornis*, n. sp., Tokio, pp. 162 & 163.
- Parazetes ? pubescens*, n. sp., Kadsiyama, pp. 163 & 164, fig. 5.
- Ebelia echinata*, n. var. *japonica*, Kadsiyama, pp. 164 & 165, fig. 6.
- Pallene longiceps*, Böhm., Kadsiyama, pp. 165 & 166, fig. 7.
- Phoerichilidium gestiens*, n. sp., Kadsiyama, p. 166, fig. 8.
- Pycnogonum litorale* var. *tenuis*, Sajami, p. 167.

GIGANTOSTRACA.

- BERGERON, J. (1) [On the Presence of *Encrinurus* at Cabrières.] Bull. Soc. Géol. xvii, p. 466 (1889).
- (2) Sur une forme nouvelle de trilobite de la famille des *Calymenidae* (genre *Calymenella*). *Op. cit.* xviii, pp. 365-371, pl. v.
- ETHERIDGE, R. [JUNR.]. On the Identity of *Bronteus partschi*, De Koninck (*non* Barrande), from the Upper Silurian Rocks of N.S. Wales. P. Linn. Soc. N.S.W. v, pp. 501-504.
- Bronteus jenkinsi*, n. sp., pp. 502-504, pl. xviii.
- FOERSTE, A. W. Notes on Clinton Group Fossils, with Special Reference to Collections from Indiana, Tennessee, and Georgia. P. Bost. Soc.
- Notes on the following :—
- Calymene blumenbachi* var. *vogdesi*, Foerste, pp. 265-267 ; *rostrata*, Vogdes, p. 267.
- Ulaenus ambiguus*, Foerste, pp. 267 & 268 ; *ioæus*, Hall, pl. v, fig. 20, p. 268.
- Phacops pulchellus*, Foerste, pp. 268 & 269, pl. vi, figs. 20 & 21.
- Encrinurus punctatus*, Wahl., pp. 269-272.
- Lichas boltoni* var. *occidentalis*, Hall, p. 272.
- Cyphaspis clintoni*, n. sp., p. 272, pl. vi, fig. 22.
- OEHLERT, P. D. Sur le Dévonien des environs d'Angers. Bull. Soc. Géol. xvii, pp. 742-791.
- The following Trilobites described as new species :—
- Proetus rondeaui*, p. 756, pl. xviii, fig. 5.

Dechenella incerta, p. 757, pl. xix, fig. 1, pl. xviii, fig. 9.

Cryphina andeganensis, p. 578, pl. xviii, fig. 8.

Dalmanites galloisi, p. 763, pl. xviii, fig. 6.

Goldius galloisi, p. 764, pl. xviii, fig. 2.

Calymene reperta, p. 766, pl. xviii.

POMPECKI, J. F. Die Trilobiten-Fauna der öst- und west-preussischen Diluvialgeschiebe. Beitr. Nat. Preuss. Königsberg, No. 7, pp. 1-98, 6 pls. (1890).

The following species described as new :—

Phacops prussica, p. 18, pl. i, fig. 28.

Cheirurus dubius, p. 31, pl. ii, figs. 7 & 17.

Amphion priscus, p. 35, pl. ii, fig. 19.

Lichas gageli, p. 44, pl. ii, fig. 33; *media*, p. 47, pl. ii, fig. 25; *branconis*, p. 48, pl. ii, fig. 26; *lindströmi*, p. 52, pl. v, fig. 10.

Proetus distinctus, p. 55, pl. vi, fig. 23.

Cyphaspis parvula, p. 57, pl. vi, fig. 25.

Illæus comes, p. 66, pl. iii, fig. 19; *bisulcatus*, p. 67, pl. iii, fig. 18; *nuculus*, p. 69, pl. vi, fig. 34.

Asaphus oculosus, p. 75, pl. iv, figs. 1-4; *branconis*, p. 78, pl. v, fig. 3; *steinhardti*, p. 79, pl. v, fig. 1; *ornatus*, p. 80, pl. vi, figs. 3-6; *obtusus*, p. 81, pl. iv, figs. 8 & 9.

Holometopus gracilis, p. 86, pl. v, fig. 8; *lævis*, fig. 9; *radiatus*, p. 87, pl. iv, fig. 16.

Remopleurides jentzschii, p. 87, pl. i, fig. 31.

VIALLANES, H. Sur la structure des centres nerveux du *Limule* (*Limulus polyphemus*). C.R., cxi, pp. 831-833.

VOGDEN, A. W. A Catalogue of the N. American Palæozoic Crustacea confined to the Non-Trilobitic Genera and Species. Ann. N. York Ac. v (1889).

Xiphosura and *Merostomata*, pp. 1 & 2.

WHITFIELD, R. P. Observations on the Fauna of the Rocks at Fort Cassin, Vermont, with Descriptions of a few New Species. Bull. Am. Mus. Nat. Hist. iii, pt. i, pp. 25-39.

Bolbocephalus, n. g., pp. 36 & 37, *truncatus*, n. sp., pp. 37 & 38, pl. ii, figs. 6-8.

Bathyrurus (*Bathyurellus*) *glandicephalus*, n. sp., pp. 38 & 39, pl. ii, figs. 9-13.

MYRIOPODA.

BY

R. INNES POCOCK.

TITLES OF PAPERS, &c.

- BALBIANI, E. G. Études anatomiques et histologiques sur le Tube Digestif des *Cryptops*. Arch. Z. expér. (2) viii, pp. 1-82.
- BERLESE, A. *Acari, Myriopoda, et Scorpiones* hucusque in Italia reperta. Pt. lvii. Padova : 1890.
- BIELLOUSSOW, N. F. Note sur la structure histologique de l'Appareil Digestif des Myriopodes. Trav. Soc. Univ. Kharkow, xxiii, pp. 303-321.
- DADAY, E. *Myriopoda* extranea Musæi nationalis Hungariæ. Term. füzetek, xii, pp. 114-156, 2 pls.
- FORBES, S. A. Note on the Feeding Habit of *Cermtia forceps*, Raf. Am. Nat. xxiv, pp. 81 & 82.
- GAZAGNAIRE, J. La Phosphorescence chez les Myriopodes de la famille des *Geophilidae*. Epoque et conditions physiologiques de l'apparition de la Phosphorescence. Mém. Soc. Zool. iii, pp. 136-146.
- *HERBST, C. Anatomische Untersuchungen an *Scutigera coleoptrata* ; ein Beitrag zur Vergleichenden Anatomie des Articulaten. Inaug. Diss. Jena : 1889.
- LATZEL, R. Deuxième addenda a la faune des Myriopodes de la Normandie, &c. Bull. Soc. Rouen, 1889, pp. 363-367.
- PLATEAU, F. Les Myriopodes marins et la Résistance des Arthropodes à Respiration Aérienne à la submersion. J. Anat. Phys. Paris, xxvi, pp. 236-269.
- POCOCK, R. I. (1) Contributions to our Knowledge of the *Chilopoda* of Liguria. Ann. Mus. Genov. (2) ix (xxix), pp. 59-68.
- (2) Three New Species of *Zephronia* from the Oriental Region. T. c. pp. 79-84, 3 cuts.
- (3) Description of a New Species of *Polydesmus* from Liguria. Op. cit. (2) x (xxx), pp. 399 & 400.
- (4) Report upon a Small Collection of (Scorpions and) Centipedes sent from Madras by Mr. Edgar Thurston, of the Government Central Museum. Ann. N. H. (6) v, pp. 244-249.

* An asterisk prefixed to a quotation indicates that the Recorder has not seen the journal or work referred to.

- [Pocock, R. I.] (5) A Short Account of a Small Collection of *Myriopoda* obtained by Mr. Edward Whymper in the Andes of Ecuador. *Op. cit.* vi, pp. 141-146.
- (6) *Myriopoda* in Notes on the Zoology of Fernando Noronha. J. L. S. xx, pp. 526-529.
- (7) On the Myriopoda of Burma. Report upon the *Oniscomorpha* obtained by Sig. L. Fea and Mr. E. W. Oates. Ann. Mus. Genov. (2) x, pp. 384-395.
- SCUDDER, S. H. New Carboniferous *Myriopoda* from Illinois. Mem. Bost. Soc. iv, pp. 417-442.
- WHEELER, W. M. Hydrocyanic Acid secreted by *Polydesmus virginienensis*. Psyche, v, p. 442.

CHILOPODA.

LITHOBIIDÆ.

Lithobius fasciatus, Newp., syn. *grossipes*, C. Koch, Liguria, p. 61; *melanops*, Newp., syn. *glabratus*, C. Koch, Liguria, p. 62; *castaneus*, Newp., syn. *eximius*, Mein., Liguria, p. 63; *doriæ*, n. sp., Liguria, p. 63; POCOCK (1): *carinipes*, n. sp., California, p. 153, pl. v, fig. 31; *californicus*, n. sp., California, p. 153; DADAY: *leptopus*, Latz., Italy, pt. lvii, No. 2; *impressus*, C. Koch, Italy, Sardinia, No. 3; BERLESE.

SCOLOPENDRIDÆ.

Otostigma splendens, n. sp., pp. 245 & 246; *morsitans*, n. sp., p. 246; *nudum*, n. sp., p. 247, pl. xii, fig. 3; *ruficeps*, n. sp., pp. 247 & 248, pl. xii, fig. 2, Madras; POCOCK (4): *scabricauda* (Humb. & Sauss.), syn. *appendiculatum*, Porath, Ecuador, p. 142; *id.* (5).

Cryptops anomolans, Newp., syn. *punctatus*, C. Koch, Liguria, p. 68; *id.* (1).

Scolopocryptops mexicanus, Humb. & Sauss., syn. *miersii*, Mein., *meinerti*, Pocock, Ecuador, pp. 142 & 143; *id.* (5).

Newportia dentata, n. sp., Chimborazo, pp. 143 & 144; *monticola*, n. sp., Chimborazo, pp. 144 & 145; *id.* (5).

GEOPHILIDÆ.

Geophilus ridleyi, n. sp., Fernando Noronha, pp. 526 & 527; POCOCK (6): *carpophagus*, Leach, syn. *sodalis*, Mein., *condylogaster*, Latz., Liguria, p. 64; *aleator*, n. sp., Monaco, p. 65; *id.* (1): *aragonicus*, n. sp., Spain, p. 145, pl. v, figs. 28-30 & 34; *unguiculatus*, n. sp., Patras, p. 146, pl. v, figs. 32 & 33; DADAY: *electricus*, Linn., Italy, pt. lvii, No. 4; BERLESE.

Himantarium gestri, n. sp., Liguria, pp. 67 & 68; POCOCK (1): *striatum*, n. sp., Madras, pp. 248 & 249, pl. xii, fig. 4; *id.* (4): *rugulosum*, C. K., Italy, pt. lvii, No. 1; BERLESE.

DIPLOPODA.

GLOMERIDÆ.

Zephronia doria, n. sp., Kachin Hills (Bhamo), Burma, pp. 79 & 80, fig. 1; Pocock (2), and p. 11, *id.* (7): *fea*, n. sp., Teinzo, Kachin Cauri (Burma), pp. 81 & 82, fig. 2; *id.* (1), and pp. 385 & 394, *id.* (7): *clivicola*, n. sp., Meteleo (Burma), pp. 386 & 387, fig. 1; *formosa*, n. sp., Meteleo, &c., pp. 387 & 388, fig. 2; *semilavis*, n. sp., S. Tenasserim, pp. 388 & 389, fig. 3; *gestri*, n. sp., Mt. Mooleyit (Burma), pp. 390 & 391, fig. 4; *comotti*, n. sp., Minhla, pp. 391 & 392, fig. 5; *crepitans*, n. sp., Rangoon, pp. 392 & 393, fig. 6; *id.* (7): *carinata*, n. sp., Mt. Kina Balu (Borneo), pp. 81 & 82, fig. 3; *id.* (2): *tatusiaformis*, n. sp., Sumatra, p. 141; DADAY.
Glomeris marginata (Villers), *lucida*, n. var., Normandy, p. 367; LATZEL.

POLYDESMIDÆ.

Stenonia rufipes (C. Koch), Ecuador, p. 145; Pocock (5): *fusca*, C. Koch, Borneo, p. 138; DADAY.
Euryurus flavocarınatus, n. sp., Mexico, p. 137; *id.*
Paradesmus flavocarınatus, n. sp., Siam, pp. 136 & 137; *id.*
Polydesmus lauræ, n. sp., Busalla (Liguria), pp. 399 & 400; Pocock (3): *græcus*, n. sp., Morea, p. 139, pl. v, fig. 24; *nanus*, C. Koch, Corfu, pp. 139 & 140, pl. v, fig. 21; *mediterraneus*, n. sp., Servia, p. 140, pl. v, figs. 25-27; DADAY.

PARADOXOSOMATIDÆ.

(New fam., p. 133, DADAY.)

Trachydesmus, n. g., p. 134, *simonii*, n. sp., Corfu, p. 134, pl. v, figs. 7, 8, 10, & 18; DADAY.
Paradoxosoma, n. g., p. 135, *granulatum*, n. sp., Corfu, p. 135, pl. v, figs. 19, 20, 22, & 23; *id.*

LYSIOPETALIDÆ.

Lysiopetalum trifasciatum, n. sp., Corfu, p. 131; *unicolor*, n. sp., Corfu, pp. 131 & 132; *unilineatum*, n. sp., Corfu, p. 132, pl. v, fig. 9; *longicorne*, n. sp., Corfu, p. 133, pl. v, fig. 6; DADAY.

JULIDÆ.

Julus hermani, n. sp., Corfu, p. 121, pl. iv, figs. 12 & 13; *fuscofasciatus*, n. sp., Patras, pp. 121 & 122, pl. iv, figs. 16 & 17; *fuscifrons*, n. sp., Patras, p. 122, pl. iv, figs. 14 & 15; *acutesquamatus*, n. sp., Italy, pp. 122 & 123; DADAY.

Spirostreptus puerillus, n. sp., Transvaal, p. 124, pl. v, figs. 1-5; *trilineatus*, n. sp., Borneo, p. 125; *maculatus*, n. sp., Sumatra; *unicolor*, n. sp., Sumatra, p. 126; *gracilis*, n. sp., Sumatra, pp. 126 & 127; *trisulcatus*, n. sp., Panamá, p. 127; *politius*, n. sp., E. Indies, pp. 127 & 128; *falciferus*, Karsch, syn. *indus*, Tömösv., Borneo, p. 128; *flavomarginatus*, n. sp., Borneo, pp. 128 & 129; *id.*

Spirobolus noronhensis, n. sp., Fernando Noronha, pp. 528 & 529 ;
 POCOCK (6) : *ferrugineus*, n. sp., Panama, p. 130 ; *hagedussii*, n. sp.,
 Panama, p. 130 ; DADAY.

Alloporus transvalicus, n. sp., Transvaal, p. 123, pl. iv, figs. 19-22 ; *id.*

PALÆONTOLOGY.

SCUDDER characterises the following Orders, Families, Genera, and Species :—

Orders PROTOSYNGNATHA, CHILOPODA, and ARCHIPOLYPODA, p. 417.

CHILOPODA, p. 417.

GERASCUTIGERIDÆ, n. fam., p. 418.

✓ *Latzelia*, n. g., pp. 418 & 419, *primordialis*, n. sp., p. 419, pl. xxxviii, fig. 3.

EOSCOLOPENDRIDÆ, n. fam., p. 419.

Eileticus, p. 420, *anthracinus*, Scud., p. 420, pl. xxxviii, fig. 5 ; *æqualis*, n. sp., p. 421, pl. xxxviii, figs. 6-9.

✓ *Palenarthrus*, n. g., p. 421, *impressus*, n. sp., pl. xxxviii, fig. 4.

✓ *Ilyodes*, n. g., p. 422, *divisa*, n. sp., pl. xxxviii, fig. 1 ; *elongata*, n. sp., p. 428, pl. xxviii, fig. 2.

ARCHIPOLYPODA, p. 423.

EUPHOBERIDÆ, p. 424.

Acantherpestes major, Scud., p. 424 ; *inaequalis*, n. sp., pp. 424 & 425, pl. xxxiii, figs. 2-4.

Euphoberia, table of species, p. 426 ; *hystricosa*, n. sp., p. 426, pl. xxxiii, figs. 1 & 3 ; *armigera*, M. & W., p. 427, *granosa*, Scud., pp. 427 & 428, pl. xxxiv, figs. 5 & 6, pl. xxxvi, fig. 2 ; *carri*, Scud., p. 429 ; *cuspidata*, n. sp., p. 429, pl. xxxiv, figs. 3-7 ; *spinulosa*, n. sp., p. 430, pl. xxxiv, fig. 1, pl. xxxv, figs. 1, 4, & 5, pl. xxxvi, figs. 7 & 8 ; *simplex*, n. sp., p. 432, pl. xxxv, figs. 2, 6, & 7 ; *tracta*, n. sp., pp. 433 & 435, pl. xxxvi, figs. 1 & 4-6 ; *anguilla*, Scud., p. 435, pl. xxxvi, fig. 3.

ARCHIULIDÆ, p. 436.

Archiulus glomeratus, n. sp., pp. 436 & 437, pl. xxxvii, figs. 2 & 3 ; sp. ?, p. 437, pl. xxxvii, fig. 1.

Xylobius, p. 437, *frustulentus*, n. sp., p. 438, pl. xxxvii, figs. 4-6 ; *mazonicus*, n. sp., p. 439, pl. xxxvii, figs. 7-11.

PROTRACHEATA.

DENDY, A. Observations on the Australian Species of *Peripatus*. P. R. Soc. Vict. ii (1890) pp. 50-62.

FLETCHER, J. J. Additional Notes on *Peripatus leuckarti*. P. Linn. Soc. N.S.W. v, pp. 469-486. [Abstr. in Ann. N. H. (6) vi, p. 352.]

PRENANT, A. Note sur les éléments séminaux d'un *Peripatus*. Rev. Biol. ii, pp. 169-174, pl. iv.

INSECTA.

BY D. SHARP.

THE number of titles is this year 927, as against 949 in 1889.

The classification of the Coleopterous family *Pselaphidæ* has been remodelled by RAFFRAY (631), who finds that we are acquainted at present with about 274 genera; 43 only being the number comprised in the Munich Catalogue of the year 1868. RAGONOT (634) has commenced the publication of a similar work on the *Pyralidæ*—a group of *Lepidoptera*, in which the increase of genera will apparently be equally great. BEAUREGARD has produced a comprehensive work on the *Cantharidæ* (37), treating of the anatomy, biology, and taxonomy of the group, and in fact wanting only the characters of the species to be a monograph of the family. In *Diptera*, the work of BRAUER & BERGENSTAMM (82) is noteworthy; in it some 50 families and about 130 new genera are proposed for a portion of the *Muscidæ acalyptate*, and these chiefly European; the work being confined to the species extant in the Museum at Vienna.

We are indebted to the regretted E. T. ATKINSON for a complete catalogue (19) of the *Capsidæ* of the world, and to KIRBY (428) for a similar useful list of the *Odonata*.

MÜSCHLER (558) has published a descriptive list of the *Lepidoptera* of the Island of Portorico; a large proportion of the 622 species it includes being considered new.

SKUSE has not only continued the publication of his "*Diptera of Australia*" (791), but has also found a supplement (792) to the parts published during the last two or three years necessary. The *Insecta* in GODMAN & SALVIN'S *Biologia Centrali-Americana* (317) have made the usual amount of progress. OUDEMANS (586) has given us one of our first glimpses of the *Thysanura* of the tropics.

MEINERT (521) has described an apterous *Dipteron*, and LEON (481) an insect that he considers intermediate between *Diptera* and *Hemiptera*. LOWNE has commenced the publication of his monographic work (492) on *Calliphora erythrocephala*, and GRABER (321) has continued his researches in Insect embryology.

Another of the important volumes issued by the United States Entomological Commission has appeared during 1890; it is by PACKARD (588),

and gives a very large amount of information about the metamorphoses and habits of North American insects of various orders. The same author's paper (590) on the spines of *Lepidopterous* larvæ is of considerable interest.

WEINLAND'S (899) memoir on the balancers of *Diptera* is of importance from an anatomical point of view, though it still leaves much doubt as to the function of the highly perfect structures he describes. CARLET (117) points out that in the *Hymenoptera* that merely paralyse their prey by stinging, both the sting and the poison are different from what they are in those that kill their prey.

SEITZ'S sketches (765, 767) of *Lepidopterous* life in South America contain much suggestive matter.

SCUDDER has published an important work (754) on the Tertiary Fossil Insects of North America, describing a large number of new forms. He gives an account of the Insect remains found at Florissant; an extremely rich fauna must have existed there, no less than 50 species of ants having been already discovered at this spot. His large volume treats, however, of only a portion of the Insect remains that have been found at Florissant, the butterflies of the locality being dealt with in a separate paper (755). It should be noticed that this author attempts, for the first time, to determine the age of a deposit from the Insect remains contained in it.

It may be mentioned, as another point of interest in the extensive palæo-entomological portion of the record for this year, that BROGNIART (91) has called attention to the former existence of Insects with wing-like appendages on the prothorax.

The large number of new genera that have been proposed in Entomology during recent years being unaccompanied by any corresponding development of Catalogue work, it follows as a necessary consequence, that the systematic arrangement of genera in this record becomes more and more impracticable. In the present year the Recorder has adopted an alphabetical sequence for the genera of each group, in the hope that on the whole this will prove preferable to an imperfect systematic arrangement.

I.—TITLES.*

1. ABEILLE DE PERRIN, E. Études sur les *Malachides*. *Malachides* d'Europe et circa. *Malachides* d'Abyssinie. Rev. d'Ent. ix, pp. 35-55. [*Coleoptera*.]
2. ——. *Malachides* d'Europe et pays voisins. Ann. Soc. Ent. Fr. (6) x, pp. 181-260, 331-420, & 567-680. [*Coleoptera*.]
3. ——. Descriptions de deux nouvelles espèces de *Malachiides*. Ann. Mus. Genov. (2) ix, pp. 89 & 90. [*Coleoptera*.]

* An asterisk prefixed to a quotation indicates that the Recorder has not seen the Journal or Work referred to.

4. AITKEN, E. H. Parasitic flies. J. Bomb. Soc. v, p. 420. [*Lepidoptera*.]
Relative to the spines of caterpillars as protection against parasites.
— [See also DAVIDSON & AITKEN (162).]
5. ALLARD, E. Voyage de M. Ch. Alluaud dans le territoire d'Assinie. *Chrysomélides*. Ann. Soc. Ent. Fr. (6) x, p. 555-558. [*Coleoptera*.]
6. —. Troisième note sur les *Galérucides*. C.R. Ent. Belg. 1890, pp. lxx-xciii. [*Coleoptera*.]
7. ALPHÉRAKY, S. De l'olfaction chez les *Lépidoptères*. Bull. Soc. Ent. Fr. 1890, pp. xcvi-c.
8. ANDRÉ, ED. Species des *Hyménoptères* d'Europe et d'Algérie. Fasc. 36 & 37.
Chiefly devoted to the continuation of the *Braconidæ* by Marshall.
9. ANDRÉ, ERN. Matériaux pour servir à la faune *Myrmécologique* de Sierra-Leone. Rev. d'Ent. ix, pp. 311-327. [*Hymenoptera*.]
10. APFELBECK, V. Ein neuer *Geotrupes* aus Bosnien. Soc. Ent. iv, p. 167. [*Coleoptera*.]
11. ARCULEO, E. La luce negli insetti. Nat. Sicil. x, pp. 40-62.
12. ASHMEAD, W. H. Descriptions of new *Ichneumonidæ* in the collection of the U. S. National Museum. P. U. S. Nat. Mus. xii, pp. 387-451. [*Hymenoptera*.]
13. —. On the *Hymenoptera* of Colorado; Descriptions of new species, Notes and a list of the species found in the State. Bulletin No. 1 of the Colorado Biological Association, pp. 1-47. Washington: 1890.
14. —. An Anomalous *Chalcid*. P. E. Soc. Wash. i, pp. 234-236. [*Hymenoptera*.]
15. —. Remarks on the *Chalcid* genus *Halidea*. T. c. pp. 264 & 265. [*Hymenoptera*.]
16. —. The Corn *Delphacid*, *Delphax maidis*. Psyche, v, pp. 321 & 322. [*Rhynchota*.]
17. ATKINSON, E. T. Catalogue of the *Insecta* of the Oriental Region. No. 1. Order *Coleoptera*. Family *Cicindelidæ*. J. A. S. B. lviii, Part II, Natural Science, Supp. pp. 1-24.
18. —. Catalogue of the *Insecta* of the Oriental Region. No. 2. Order *Coleoptera*. Family *Carabidæ*. Op. cit. lix, Part II, Supp., pp. 1-126.
19. —. Catalogue of the *Insecta*. Order *Rhynchota*. Family *Capsidæ*. Op. cit. lviii, Part II, Natural Science, Supp., pp. 25-199.
Includes the *Capsidæ* of the whole world.
20. —. Index to the first five papers on Indian *Rhynchota*, completing the family *Pentatomidæ*. T. c. II, pp. 441-448.

21. [ATKINSON, E. T.] *Rhynchota*. Notes on Indian economic entomology. Ind. Mus. Notes, i, pp. 175-190.
22. AURIVILLIUS, C. Neue Käfer aus Afrika. Ent. Tidskr. xi, pp. 203-205. [*Coleoptera*.]
23. AUSTAUT, J. L. Notice sur deux *Smerinthus* nouveaux de la côte septentrionale de l'Afrique. Le Nat. xii, p. 190. [*Lepidoptera*.]
24. BALLOWITZ, E. Untersuchungen über die Struktur der Spermatozoen, zugleich ein Beitrag zur Lehre vom feineren Bau der kontraktilen Elemente. Die Spermatozoen der Insekten. I. *Coleopteren*. Z. wiss. Zool. I, pp. 317-407, pls. xii-xv.
Gives the results of an examination of upwards of 100 species. Summary, J. R. Micr. Soc. 1891, p. 181.
25. BALLÉ, E. Catalogue descriptif des Galles observées aux environs de Vire (Calvados). Bull. Soc. Rouen, xxv, pp. 415-437.
26. BALLION, E. Einiges aus meinen Notizblättern. Soc. Ent. v, pp. 25, &c. [*Coleoptera*.]
27. BALY, J. S. On the South American species of *Diabrotica*. Part I. Tr. E. Soc. 1890, pp. 1-86. [*Coleoptera*.]
Deals with the 160 species that form the first section of the genus; those that have not been previously well described are characterised at full length. Some synonymy is given that is not reproduced in our pages.
28. —. Descriptions of two new genera and of some uncharacterized species of *Galerucinae*. Ent. M. M. (2) i, pp. 12-14. [*Coleoptera*.]
29. BASSETT, H. F. New species of North American *Cynipidae*. Tr. Am. Ent. Soc. xvii, pp. 59-92. [*Hymenoptera*.]
30. BATES, H. W. Additions to the *Cicindelidae* fauna of Mexico, with remarks on some of the previously-recorded species. Tr. E. Soc. 1890, pp. 493-510, pl. xvi. [*Coleoptera*.]
31. —. *Coleoptera* collected by Mr. Pratt on the Upper Yangtze and on the borders of Thibet. Ent. xxiii, pp. 209-213 & 244-247.
32. —. On some *Coleopterous* Insects collected by Mr. W. Bonny in the Aruwimi Valley. P. Z. S. 1890, pp. 479-492.
33. —. On some *Curabidae* from Burma collected by M. L. Fea. Ann. Mus. Genov. (2) vii, pp. 100-111. [*Coleoptera*.]
— [See also JAMESON (405).]
34. BATESON, W. On some cases of abnormal repetition of parts in animals. P. Z. S. 1890, pp. 579-588. [*Coleoptera*.]
One of the cases is entomological.
35. BAUDI, F. *Mylabridum* seu *Bruchidum* recensionis a Flaminio Baudi conscriptæ addenda. Deutsche e. Z. 1890, pp. 337-347. [*Coleoptera*.]

36. [BAUDI, F.] Supplemento alla Rassegna dei *Milabridi* (*Bruchidi*). Nat. Sicil. ix, pp. 205-215. [*Coleoptera*.]
37. BEAUREGARD, H. Les Insectes Vésicants. Paris: 1890, 8vo, pp. xv & 554, pls. xix. [*Coleoptera*.]
- In five parts: 1, Anatomy; 2, Physiology and Pharmacology; 3, Zoology and Development; 4, Classification; 5, Catalogue of the species. The title page says there are thirty-four plates, but they are lettered only as nineteen; fifteen, however, being of double size. BRAUER gives note in reference to this paper in Verh. z.-b. Wien, xl, pp. 276 & 278, on the number of stadia in metamorphosis, and on some personal points; and is replied to by BEAUREGARD, in C.R. Soc. Biol. (9) ii, pp. 608-612.
39. BECKER, T. Altes und Neues aus Tirol und Salzburg. Ein *dipterologischer* Beitrag. Wien. ent. Z. ix, pp. 65-70.
40. ——. Einige Bemerkungen zu Herrn. J. M. F. Bigot's Classificirung der *Empiden*. T. c. pp. 32-35. [*Diptera*.]
41. BEDEL, L. Trois *Coléoptères* nouveaux. Bull. Soc. Ent. Fr. 1890, pp. cxxxv & cxxxvi.
42. BEHR, H. H. Entomological Contributions. Proc. Cal. Ac. Sci. (2) ii, pp. 91-96. [*Lepidoptera*.]
43. BELON, M. J. Contribution à l'Étude du genre *Anoplomerus*, Th. Ann. Soc. L. Lyon (n. s.) xxxvi, pp. 291-304. [*Coleoptera*.]
44. ——. Description d'un *Longicorne* exotique. Bull. Soc. Ent. Fr. (6) x, p. ix. [*Coleoptera*.]
- BERGENSTAMM, J. E. [See BRAUER & BERGENSTAMM (82).]
45. BERGROTH, E. Commentarius de *Aradidis* in Burma et Tenasserim à L. Fea collectis. Ann. Mus. Genov. (2) vii, pp. 730-739, pl. xii. [*Rhynchota*.]
46. ——. Nouvelle espèce paléarctique du genre *Coptosoma*, Lap. Rev. d'Ent. ix, p. 355. [*Rhynchota*.]
47. ——. Deux *Reduviides* nouveaux paléarctiques. T. c. pp. 56 & 57. [*Rhynchota*.]
48. BERGSØE, V. Jagttagelser over den almindelige og den sortrandede Oldenborres Udbredelse og Biologi samlede paa en Undersøgelsesrejse i Forsommeren 1887. Ent. Med. ii, pp. 121-127. [*Coleoptera*.]
49. BERLESE, A. Materiali per un Catalogo dei *Tentredinei* italiani. Bull. Ent. Ital. xxi, pp. 206-237, and xxii, pp. 144-202. [*Hymenoptera*.]
- [See also TARGIONI-TOZZETTI (843).]
50. BETHAM, J. A. The Butterflies of the Central Provinces. J. Bomb. Soc. v, pp. 19-28, &c. [*Lepidoptera*.]
- Notes on collecting, &c., in India, with observations on mimicry, &c.

51. BEUTENMÜLLER, W. Descriptions of some new North American Moths. *Psyche*, v, pp. 299 & 300. [*Lepidoptera*.]
52. BEYER, O. W. Der Giftapparat von *Formica rufa*, ein reduziertes Organ. *Jen. Z. Nat.* xxv, pp. 26-112, pls. iii & iv.
Includes an account of the development of the sting in *Apis*, *Vespa*, and *Myrmica*. Summary in *J. R. Micr. Soc.* 1891, p. 339.
53. BEZZI, M. Note sopra alcuni insetti epizoi. *Bull. Ent. Ital.* xxii, pp. 30-37. [*Aphaniptera*, *Mallophaga*.]
54. BIDENKAP, O. En for Videnskaben ny *Dipter*. *Ent. Tidskr.* xi, p. 199.
55. BIGOT, J. M. F. *Diptères nouveaux ou peu connus*. 36^e partie. XLV. *Dolichopodi*. *Ann. Soc. Ent. Fr.* (6) x, pp. 261-296.
56. —. New species of Indian *Diptera*. *Ind. Mus. Notes*, i, pp. 191 & 192.
57. —. A new species of *Diptera* in the collections of the Indian Museum. *J. A. S. B.* lix, pt. 2, p. 265.
58. BLACKBURN, T. Revision of the genus *Heteronyx*, with descriptions of new species. Part IV. *P. Linn. Soc. N.S.W.* (2) iv, pp. 661-706. Part V. Appendix, *t. c.* pp. 1217-1246. [*Coleoptera*.]
59. —. Revision of the genera *Colpochila* (including *Haplonycha*), *Sericesthis*, and their allies, with descriptions of new species. Part I. *Op. cit.* v, pp. 517-552. [*Coleoptera*.]
60. —. Notes on Australian *Coleoptera*, with descriptions of new species. Part IV. *Op. cit.* iv, pp. 707-746. Part V, *t. c.* pp. 1247-1276.
61. —. Notes on Australian *Coleoptera*, with descriptions of new species. Part VI. *Op. cit.* v, pp. 147-155.
62. —. Notes on Australian *Coleoptera*, with descriptions of new species. Part VII. *T. c.* pp. 303-366.
63. —. Notes on Australian *Coleoptera*, with descriptions of new species. Part VIII, *T. c.* pp. 553-592.
64. —. Further notes on Australian *Coleoptera*, with descriptions of new species. VI. *Tr. R. Soc. S. Austr.* xii, pp. 132-148.
65. —. Further Notes on Australian *Coleoptera*, with descriptions of new genera and species. VII. *Op. cit.* xiii, pp. 82-93.
66. —. Further notes on Australian *Coleoptera*. VIII. *T. c.* pp. 121-160.
67. BLANC, L. Sur la Coloration de la Soie par les aliments. *C.R.* cxi, pp. 280 & 281.
68. BLATCH, W. G. A new species of *Neuraphes*. *Ent. M. M.* (2) i, p. 93. [*Coleoptera*.]

69. BLOOMFIELD, E. N. The *Lepidoptera* of Suffolk. St. Leonards-on-Sea: 1890, 60 pp.
70. BOLIVAR, J. Voyage de M. E. Simon au Venezuela. *Orthoptères*. Ann. Soc. Ent. Fr. (6) x, pp. 137-146.
71. —. *Ortópteros* de Africa del Museo de Lisboa. Continuacion. J. Sci. Lisb. (2) i, pp. 150-173 & 211-232.
72. —. Diagnosis de *Ortópteros* nuevos. An. Soc. Esp. xix, pp. 299-333, pl. i.
73. BONSDORFF, A. VON. Über die Ableitung der Sculpturverhältnisse bei den Deckflügeln der *Coleopteren*. Zool. Anz. xiii, pp. 342-346.
74. BORRIES, H. Om Hvepselarver som Ektoparasiter paa frit omstrefjende Eddekkerper. Ent. Med. ii, pp. 151-161. [*Hymenoptera*.]
75. BOS, H. Een vijand van het suikerriet, *Apogonia destructor*, n. sp. Tijdschr. Ent. xxxiii, pp. 311, et seq., pls. xiii & xiv. [*Coleoptera*.]
76. BOURGEOIS, J. *Lycides* nouveaux ou peu connus du Musée civique de Gênes. Ann. Mus. Genov. (2) vii, p. 288-292. [*Coleoptera*.]
77. —. Contributions à la faune Indo-Chinoise. *Rhipidoceridæ*, *Dascillidæ*, *Malacodermidæ*. Ann. Soc. Ent. Fr. (6) x, pp. 161-176. [*Coleoptera*.]
78. BRAMSON, K. L. Die Tagfalter (*Rhopalocera*) Europas und des Caucasus analytisch bearbeitet. Kiew: 1890, 150 pp., pl. i.
79. BRANDT, E. K. On the Anatomy of *Sesia tipuliformis* and *Trochilium apiforme*, L. Ann. N. H. (6) vi, pp. 185-190. [*Lepidoptera*.]
Translated from the Russian by W. F. Kirby.
80. BRAUER, F. Ueber die Verbindungsglieder zwischen den orthorraphen und cyclorraphen *Dipteren* und solche zwischen *Syrphiden* und *Muscarien*. Verh. z.-b. Wien, xl, pp. 273-275.
81. —. Ueber die Feststellung des Wohnthieres der *Hypoderma lineata*, Villers, durch Dr. Adam Handlirsch und andere Untersuchungen und Beobachtungen an *Oestriden*. Nach hinterbliebenen Notizen und mit Beigabe einer kurzen Biographie. T. c. pp. 509-516, portrait.
82. BRAUER, F., & BERGENSTAMM, J. E. Die Zweiflügler des kaiserlichen Museums zu Wien. iv. Vorarbeiten zu einer Monographie der *Muscaria Schizometopa* (exclusive *Anthomyidæ*) Pars. i. Denk. Ak. Wien, lvi, pp. 69-180, pls. i-xi. [*Diptera*.]
This work is in tabular form, and proposes a large number of new groups and new genera; the plates are confined to figures of the head in profile. About 48 new species are diagnosed; a few genera are established without a described species. Noticed by MIK, Wien. ent. Z. ix, pp. 155 & 159; and WILLISTON, Ent. News, i, p. 77.
83. BREIGNET, —. *Tortrix labatiana*, n. sp. Bull. Soc. Ent. Fr. 1890¹ p. cxlii. [*Lepidoptera*.]

84. BRENDÉL, E., & WICKHAM, H. F. The *Pselaphidæ* of North America. Bull. Lab. Iowa, i, pp. 216-304, pls. vi-ix, and ii, pp. 1-84, pls. x-xii. [*Coleoptera*.]
36 genera and about 175 species are described herein.
85. BRENSKE, E. Die Arten der Gattung *Triodontæ*, Muls., Wien. ent. Z. ix, pp. 81-86. [*Coleoptera*.]
86. —. Ueber die Gattung *Granida* und Beschreibung einer neuen *Polyphylla*. Ent. Nachr. xvi, pp. 197-199. [*Coleoptera*.]
87. —. Diagnoses neuer *Melolonthiden* aus Ecuador und Madagascar. Soc. Ent. v, p. 34. [*Coleoptera*.]
88. —. Eine neue *Chrysomela* aus Italien, Ent. Nachr. xvi, p. 14. [*Chrysomela*.]
89. BRIDGMAN, J. B. Notes on *Hymenoptera* in the Neighbourhood of Norwich; and on the genus *Glypta*, Gr. Tr. Norf. Soc. v, pp. 61-72.
90. —. *Glypta cicatricosa*, *G. flavipes* ♀, and *G. rubicunda*, n. sp., new to Britain, Ent. M. M. (2) i, p. 208, [*Hymenoptera*.]
91. BROGNIART, C. Note sur quelques insectes fossiles du terrain houillier qui présentent au prothorax des appendices aliformes. Bull. Soc. Philom. (8) ii, pp. 154-159, pls. i & ii.
92. —. Nouvelle espèce de *Cerambycide*. Bull. Soc. Ent. Fr, 1890, p. cxxi. [*Coleoptera*.]
93. —. Nouvelle espèce de *Looustide*. T. c, p. clxxxiii. [*Orthoptera*.]
94. —. Description de quelques *Longicornes* nouveaux. T. c. pp. clxxxiii-clxxxv. [*Coleoptera*.]
95. BROUN, T. Notes on a collection of *Pselaphidæ* from the neighbourhood of Clevedon, Southern Wairoa. Tr. N. Z. Inst. xxii, pp. 230-233. [*Coleoptera*.]
96. BROWNE, E. T. On *Smynthurus aquaticus*. J. Quek. Club (2) iv, pp. 62-64, pl. v.
BRUNER, L. [See RILEY (687).]
97. BRUNNER, C. v. WATTENWYL. Monographie der *Proscopiden*. Verh. z.-b. Wien, xl, pp. 87-124, pls. iii-v. [*Orthoptera*.]
98. BRUYANT, C. Les Fourmis de la France centrale. Paris: 1890, 60 pp., 4 pls. [*Hymenoptera*.]
Reprinted from Rev. Sci. Bourb.
99. BUCKTON, G. B. Monograph of the British *Cicada* or *Tettigida*. Vol. i, pp. lxxviii & 133, 38 pls. [*Rhynchota*.]
Reviewed in Nature, June 19, 1890.
100. BUGNION, E. Recherches sur le Developpement postembryonnaire, l'Anatomie et les Mœurs de l'*Encyrtus fuscicollis*. Rec. Z. Suisse, v, pp. 435, &c., pls. xx & xxi. [*Hymenoptera*.]
Summary in J. R. Micr. Soc. 1891, pp. 339.

101. BUTLER, A. G. Further notes on the synonymy of the genera of *Noctuides*. Tr. E. Soc. 1890, pp. 653-691. [*Lepidoptera*.]
102. —. Notes on the Genus *Dyschorista*, Led., a small Group of Moths allied to *Orthosia*. Ann. N. H. (6) vi, pp. 96 & 97. [*Lepidoptera*.]
103. —. Notes made during the present year on the Acceptance or Rejection of Insects by Birds. T. c. pp. 324-327.
104. BUYSSON, H. DU. Description de deux espèces d'*Élatérides*. Bull. Soc. Ent. Fr. 1890, p. clvii. [*Coleoptera*.]
105. BUYSSON, R. DU. Trois diagnoses inédites de *Chrysis*. T. c. pp. cxxxiii & cxxxiv. [*Hymenoptera*.]
— [See also MAGRETTI (504).]
106. CAJAL, S. R. Coloration par la méthode de Golgi des trachées et des nerfs dans les muscles des ailes des insectes. Z. wiss. Mikr. vii, pp. 332-342, pl. ii.
107. CALVERT, P. P. Notes on some North American *Odonata*, with descriptions of three new species. Tr. Am. Ent. Soc. xvii, pp. 33-40, pl. v.
108. CALVERT, W. BARTLETT. Descripción de algunos nuevos *Lepidópteros* de Chile. Santiago: 1890, 8vo, 16 pp., 1 pl.
109. CAMERON, P. A Monograph of the British Phytophagous *Hymenoptera*. Vol. III, 274 pp., 17 pls.
This volume includes *Cephidae*, *Siricidae*, *Oryssidae*, and parasitic *Cynipidae*; the gall-making *Cynipidae* remaining to be dealt with in the fourth volume.
110. —. A decade of new *Hymenoptera*. Mem. Soc. Manch. (4) ii, pp. 11-19.
111. —. *Hymenoptera orientalis*; or, Contributions to a Knowledge of the *Hymenoptera* of the Oriental Zoological Region. Part 1, t. c. pp. 91-152. Part 2, *op. cit.* iii, pp. 239-285, pls. ix & x.
112. —. On the British Species of *Allotrinx*, with descriptions of other new species of parasitic *Cynipidae*. *Op. cit.* ii, pp. 53-69. [*Hymenoptera*.]
— [See also GODMAN & SALVIN (317).]
113. CANDÈZE, E. *Alaus platteeuwi*. C.R. Ent. Belg. 1890, p. lxxvi. [*Coleoptera*.]
114. —. Note sur les *Élatérides* de Chota-Nagpore. T. c. p. cxlvi-clvi. [*Coleoptera*.]
115. —. Description d'une nouvelle espèce d'*Élatéride* du genre *Chalcolepidius*. T. c. p. clxxxiv. [*Coleoptera*.]
116. —. Description d'une espèce nouvelle d'*Élatéride*. Notes Loyd. Mus. xii, p. 246. [*Coleoptera*.]

117. CARLET, G. Mémoire sur le Venin et l'Aiguillon de l'Abeille. *Ann. Sci. Nat.* (7) ix, pp. 1-17, pl. i. [*Hymenoptera.*]
118. —. Sur les Organes Sécéteurs et la sécrétion de la Cire chez l'Abeille. *C.R.* cx, pp. 361-363.
119. CARPENTIER, L. Sur les collections d'Insectes nuisibles et utiles. *Bull. Soc. L. Nord France*, ix, pp. 197-204.
120. CARRIÈRE, J. Zur Embryonal-entwicklung der Mauerbiene *Chalicodoma muraria*, Fab. *Zool. Anz.* xiii, pp. 69-71. [*Hymenoptera.*]
Summary in *J. R. Micr. Soc.* 1890, p. 322.
121. —. Die Entwicklung der Mauerbiene (*Chalicodoma muraria*, Fab.) im Ei. *Arch. mikr. Anat.* xxxv, pp. 141-165, pls. viii & viiiia. [*Hymenoptera.*]
122. CASEY, T. L. *Coleopterological notices.* II. *Ann. N. York Ac.* v, pp. 307-504, pl. iv.
This relates chiefly to *Tenebrionida*, but some new Clavicorns and a dissertation on the classification of that group are included. A name is proposed for a Termitophilous species of *Thysanura*.
123. CHAMPION, G. C. On the *Heteromorous Coleoptera* collected by Mr. W. Bonny in the Aruwimi Valley. *P. Z. S.* 1890, pp. 637-646, pl. lvi.
124. —. Some remarks on the genus *Xylophilus*, with descriptions of two species from Japan. *Ent. M. M.* (2) i, pp. 264-269. [*Coleoptera.*]
125. —. On a new genus of *Anthicida* from tropical South America. *T. c.* pp. 292 & 293. [*Coleoptera.*]
126. —. On a new species of *Tomoderus* from Japan. *T. c.* p. 325. [*Coleoptera.*]
— [See also GODMAN & SALVIN (317).]
127. CHAPMAN, T. A. The genus *Acronycta* and its allies. *Ent. Rec.* i, pp. 1-4, &c., pls. i & ii. [*Lepidoptera.*]
128. —. Notes on *Hybocampa milhauseri*. *Ent.* xxiii, pp. 91-94. [*Lepidoptera.*]
Includes notice of an instrument for escaping from the cocoon.
129. CHOLODKOVSKY, N. Zur Biologie und Systematik der Gattung *Chermes*, L. *Hor. Ent. Ross.* xxiv, pp. 386-420. [*Aphidida.*]
130. —. Etude biologique et systématique sur le genre *Chermes*. *Rev. Sci. Nat. Pet.* i, pp. 304-311 & 335. [*Rhynchota.*]
131. —. Zur Embryologie von *Blatta germanica*. *Zool. Anz.* xiii, pp. 137 & 138.
132. CHRISTOPH, H. T. Die *Lepidopteren* des Acha-Tekke-Gebietes. *Verh. Ver. Brünn.* xxvii, pp. 3-36.
A catalogue of names only.

133. COBELLI, R. Una nuova specie di *Tentredinidi*. Verh. z.-b. Wien, xl, p. 159. [*Hymenoptera*.]
134. —. Gli *Apidi* pronubi della *Brassica oleracea*, L. *T. c.* pp. 161-164. [*Hymenoptera*.]
135. COCKERELL, T. D. A. *Trypeta bigeloviae*, n. sp. Ent. M. M. (2) i, p. 324. [*Diptera*.]
136. —. Notes on some species of Gall-gnats (*Cecidomyiæ*). Ent. xxiii, pp. 278-802. [*Diptera*.]
137. —. The evolution of Insect-galls. *T. c.* pp. 73-76.
138. —. The evolution of metallic Colours in Insects. Ent. News, i, pp. 3-6.
139. —. What are the uses of bright Colours in *Hymenoptera*? *T. c.* pp. 65-68.
140. CONSTANT, A. Descriptions de *Microlépidoptères* nouveaux ou peu connus. Ann. Soc. Ent. Fr. (6) x, pp. 5-16, pl. i.
141. CONTEJEAN, C. Sur la respiration de la Sauterelle. C.R. cxi, pp. 361-363. [*Orthoptera*.]
Summary in J. R. Micr. Soc. 1890, p. 715.
142. —. Sur l'Autotomie chez la Sauterelle et le Lézard. *T. c.* pp. 611 & 612. [*Orthoptera*.]
Causes that lead to the detachment of hind-legs.
143. COOK, A. J. *Aphidius granariaphis*, n. sp. Canad. Ent. xxii, p. 125. [*Hymenoptera*.]
144. —. Teaching entomology. Ins. Life, iii, pp. 107-112.
145. COQUILLET, D. W. New *Coccids* from California and one of their *Chalcid* parasites. West. Am. Scientist, vii, pp. 43-45. [*Rhynchota*, *Hymenoptera*.]
146. —. The *Dipterous* parasite of *Diabrotica soror*. Ins. Life, ii, pp. 233-235.
[See also RILEY (687).]
147. COSTA, A. Miscellanea entomologica; Memoria terza. Rend. Acc. Nap. (2) iv, pp. 171-174. [*Hymenoptera*, *Orthoptera*.]
Consists of preliminary diagnoses.
148. —. Diagnosi di nuovi Artropodi della Sardegna. Bull. Ent. Ital. xxii, pp. 111-121.
A reproduction of this author's "Memorie v e vi sulla Geofauna Sarda."
149. COSTE, F. H. P. Contributions to the Chemistry of insect colours. Ent. xviii, pp. 128-132, &c., &c.
Experiments with chemical reagents on the wings of *Lepidoptera*.
150. COTES, E. C. Note on Locusts in India. J. Bomb. Soc. v, pp. 86-92.

151. [COTES, E. C.] Second note on Locusts in India. *T. c.* pp. 184-188.
152. —. Miscellaneous notes. *Ind. Mus. Notes*, i, pp. 195-213.
These notes relate to Economic Entomology.
153. —. Silkworms in India. *T. c.* pp. 129-173, pls. viii-xi.
[*Lepidoptera.*]
154. COVILLE, F. V. Notes on Bumble-Bees. *P. E. Soc. Wash.* i, pp. 197-202. [*Hymenoptera.*]
CRESSON, E. T. [See HAMILTON (347).]
155. CROISSANDEAU, J. Nouvelle espèce de *Scydmanida*. *Bull. Soc. Ent. Fr.* 1890, p. clvi. [*Coleoptera.*]
[See also REITTER & CROISSANDEAU (670).]
156. CROSA, F. Di un modo di conservare le Larve dei *Lepidotteri* col loro colore. *Bol. Mus. Tor.* v, No. 85.
157. CROWLEY, P. On some new species of African diurnal *Lepidoptera*. *Tr. Ent. Soc.* 1890, pp. 551-556, pls. xvii & xviii.
158. CUÉNOT, L. Le Sang des *Meloe* et le rôle de la Cantharidine dans la biologie des *Coléoptères* vésicants. *Bull. Soc. Z. Fr.* xv, pp. 126-128.
Summary in *J. R. Micr. Soc.* 1891, pp. 34 & 340.
159. *DAGUIN, A. Les Insectes au point de vue alimentaire. Paris: 1890, 18mo, 32 pp.
Cf. *Le Nat.* xii, p. 158.
160. DANIEL, K. & J. Sechs neue *Nebrien* aus der Alpen. Versuch einer natürlichen Eintheilung der im Alpengebiet vorkommenden Arten dieser Gattung. *Deutsche e. Z.* 1890, pp. 113-141. [*Coleoptera.*]
161. —. *Tachycellus oreophilus*, eine der montanen Region angehörende, neue, deutsche Art. *T. c.* p. 209. [*Coleoptera.*]
162. DAVIDSON, J., & AITKEN, E. H. Notes on the Larvæ and Pupæ of some of the Butterflies of the Bombay Presidency. *J. Bomb. N. H. Soc.* pp. 260-278 & 349-375, pls. A-F. [*Lepidoptera.*]
163. DEMOOR, J. Recherches expérimentales sur la locomotion des Arthropodes. *C.R.* cxi, pp. 839 & 840.
Summary in *J. R. Micr. Soc.* 1891, p. 31.
164. DESBROCHERS DES LOGES, T. Description de *Curculionides* et de *Brenthides* inédits faisant partie des collections du Musée Indien de Calcutta. *J. A. S. B.* lix, pt. ii, pp. 211-223. [*Coleoptera.*]
165. —. Diagnoses de vingt-cinq espèces inédites du genre *Zygops*. *Bull. Soc. Ent. Fr.* 1890, pp. lxxx, &c. [*Coleoptera.*]

166. DEWITZ, H. Einige Beobachtungen betreffend das geschlossene Tracheensystem beim Insecten-larven. Zool. Anz. xiii, pp. 500-504 & 525-531.

Relates to the question of open or closed stigmata in the larvæ of *Odonata*.

167. —. Haben die Jugendstadien der *Libellen* and *Ephemeriden* ein geschlossenes Tracheensystem oder nicht? Leopoldina, xxvi, pp. 211 & 212. [*Neuroptera*.]
168. DIETZ, W. G. Notes on the species of *Dendroctonus* of boreal America. Tr. Am. Ent. Soc. xvii, pp. 27-32. [*Coleoptera*.]
169. DISQUÉ, H. Biologische Notizen über einige *Microlepidopteren*-Raupen. S. E. Z. li, pp. 56-59 & 85-88.
170. DISTANT, W. L. Ethiopian *Rhynchota* in the collection of the Brussels Museum. C.R. Ent. Belg. 1890, pt. i, pp. li-lx.
171. —. Descriptions of Chinese species of the *Homopterous* family *Cicadidæ*. Ent. xxiii, pp. 90 & 91. [*Rhynchota*.]
172. —. Descriptions of some new species of Chinese *Rhynchota* T. c. pp. 159 & 160.
173. —. Description of a new genus of Oriental *Cicadidæ*. Ann. N. H. (6) v, pp. 166 & 167. [*Rhynchota*.]
174. —. Description of a new genus of the *Homopterous* family *Cicadidæ*. T. c. pp. 234 & 235. [*Rhynchota*.]
175. —. Report on a collection of *Rhynchota* made at Yambuya on the River Aruwimi by Mr. W. Bonny, of the Emin Pasha Relief Expedition under Mr. H. M. Stanley. P. Z. S. 1890, pp. 473-479.
[See also GODMAN & SALVIN (317).]
176. DIXEY, A. On the phylogenetic significance of the wing-markings in certain genera of the *Nymphalidæ*. Tr. Ent. Soc. 1890, pp. 89-129, pls. i-iii. [*Lepidoptera*.]
Relates specially to *Vanessa* and its immediate allies, and to *Argymnis*.
177. DOGNIN, P. Diagnoses de *Lépidoptères* nouveaux. Le Nat. xxii, pp. 10, &c., &c.
178. DOHRN, C. A. *Paussus sikoranus*. S. E. Z. li, p. 82. [*Coleoptera*.]
179. —. Madagascarisches. T. c. pp. 195-198. [*Coleoptera*.]
180. DOHRN, H. Zwei neue *Paussiden*. T. c. p. 1. [*Coleoptera*.]
181. DOKHTOUROFF, W. Faune *Coléoptérologique* Aralo-Caspienne. XIII^e partie. *Meloides* et *Cantharides* (*Mylabrides*). Hor. Ent. Ross. xxiv, pp. 121-192, pl. ii.

This is to be the thirteenth part, when the series is complete. At present it is the second part.

182. DÖNITZ, —. Die Feinde der Schmetterlinge. SB. Nat. Fr. 1889, pp. 185 & 186.

Points out that protection during the larval stage is more necessary than in the perfect state ; and that Ichneumons are not guided by sight in their attacks.

183. DOUGLAS, J. W. Notes on some British and Exotic *Coccidæ*. No. 15, pp. 79-81 ; No. 16, pp. 153-155 ; No. 17, pp. 238-240 ; No. 18, pp. 318 & 319. Ent. M. M. (2) i. [*Rhynchota*.]

184. DRUCE, H. Descriptions of new species of *Lepidoptera-Heterocera* from Central and South America. P. Z. S. 1890, pp. 493-520, pls. xlii & xliii.

185. ——. Descriptions of new species of *Lepidoptera* from Central America. Ann. N. H. (6) v, pp. 213-218.

186. ——. Descriptions of four new species of *Castnia* from South America, in the collection of H. Druce. Ent. M. M. (2) i, pp. 69 & 70. [*Lepidoptera*.]

———. [See also GODMAN & SALVIN (317), and JAMESON (405).]

187. DRUCE, H. H. Descriptions of twelve new species of *Lycænidæ* from West Africa, and one from the Solomon Islands, in the collection of H. Druce. Ann. N. H. (6) v, pp. 24-30. [*Lepidoptera*.]

188. ——. Descriptions of seven new species of *Thecla*. Ent. M. M. (2) i, pp. 151 & 152. [*Lepidoptera*.]

189. ——. Descriptions of two new species of *Euplœa* from the South Sea Islands. T. c. p. 320. [*Lepidoptera*.]

190. DUBOIS, R. Sur la sécrétion de la Soie chez le *Bombyx mori*. C.R. cxi, p. 206.

191. DUDLEY, P. H. The *Termites* of the Isthmus of Panama. J. N. Y. Micr. Soc. vi, pp. 102-110. [*Neuroptera*.]

192. DUGÈS, E. Nota segunda sobre la clasificación de los *Meloideos* de la república Mexicana. An. Mus. Michoacan, ii, pp. 6-11. [*Coleoptera*.]

193. ——. Sinopsis de los *Meloideos* de la república Mexicana. T. c. pp. 34-40 & 49-144. [*Coleoptera*.]

194. DUMONT, G. Description d'une nouvelle espèce d'*Élatéride* du genre *Dicronychus*. C.R. Ent. Belg. 1890, p. cxli. [*Coleoptera*.]

195. ——. Description d'une nouvelle espèce d'*Élatéride* du genre *Adiaphorus*. T. c. p. clxxxv. [*Coleoptera*.]

196. DUURLOO, H. P. En ny Art af Slægten *Hadena*, Tr. Ent. Med. ii, pp. 85-87. [*Lepidoptera*.]

197. DUVIVIER, A. Liste des *Coléoptères phytophages* recueillis par M. le Dr. Platteuw dans l'île de Sumatra. C.R. Ent. Belg. 1890, pp. xxxii-xxxvii.

198. [DUVIVIER, A.] Description de quelques espèces nouvelles de la tribu de *Hispides*. *T. c.* pp. xxxvii-xl. [*Coleoptera*.]
199. —. Descriptions de quatre espèces nouvelles de la famille des *Chrysomelides*. *T. c.* pp. cxlii-cxlii. [*Coleoptera*.]
200. —. Diagnoses de quelques *Coléoptères* nouveaux du Congo. *T. c.* pp. exciv-cxcvii.
201. —. Note sur les *Coléoptères* rapportés du Congo par M. M. le Capit. Bia, Léon Cloetens, Fern. de Meuse, Joseph Duvivier et le Lieut. Paul Lemarinel. *Ann. Ent. Belg.* xxxiv, pp. 1-43.
202. DUZEE, E. P. VAN. New North American *Homoptera*. *Canad. Ent.* xxii, pp. 110-112. [*Rhynchota*.]
203. —. Synonymy of the *Homoptera* described by SAY, HARRIS, & FITCH. *Psyche*, v, pp. 387-391.
204. —. Review of the North American species of *Bythoscopus*. *Ent. Am.* vi, pp. 221-229. [*Rhynchota*.]
205. —. New California *Homoptera*. *T. c.* pp. 35-38, 49-52, 77-80, & 91-96. [*Rhynchota*.]
206. —. Description of two Jassids from the Cranberry bogs of New Jersey. *T. c.* pp. 133 & 134. [*Rhynchota*.]
207. DYAR, H. G. The number of molts of *Lepidopterous* larvæ. *Psyche*, v, pp. 420-422.
208. —. A new form of *Cerura* from California. *Canad. Ent.* xxii, p. 253. [*Lepidoptera*.]
209. ECKSTEIN, K. Zur Biologie der Gattung *Iyda*, Fab. *Zool. Jahrb. Abth. f. Syst.* v, pp. 425-436, pl. xxxv. [*Hymenoptera*.]
210. —. Zur Biologie der Gattung *Chermes*, L. *Zool. Anz.* xiii, pp. 86-90. [*Rhynchota*.]
211. EDWARDS, H. Some apparently new *Noctuidæ* in the collection of the British Museum. *Ent. Am.* vi, pp. 114 & 115. [*Lepidoptera*.]
212. EDWARDS, JAS. On an additional aid to the determination of certain British *Gyrinidæ*. *Ent.* xxiii, pp. 105-109. [*Coleoptera*.]
- [See also SAUNDERS & EDWARDS (724).]
213. EDWARDS, W. H. The Butterflies of North America, with coloured drawings and descriptions. Third series. Pts. VIII-X. [*Lepidoptera*.]
214. —. Description of a new species of *Argynnis* from Canada. *Canad. Ent.* xxii, p. 113. [*Lepidoptera*.]
215. —. Description of a new species of *Melitæa* from Southern California. *T. c.* p. 21. [*Lepidoptera*.]
216. —. Notes on "A revision of the genus *Argynnis*," by H. J. ELWES. *T. c.* pp. 81-93. [*Lepidoptera*.]
- Cf.* ELWES, *t. c.* pp. 150-152.

217. [EDWARDS, W. H.] On certain statements in Scudder's Butterflies of New England. *T. c.* pp. 61-67. [*Lepidoptera.*]
218. ELWES, H. J. On some Moths allied to *Himantopterus*. *Tr. E. Soc.* 1890, pp. 329-338, pl. x. [*Lepidoptera.*]
219. —. On some new Moths from India. *P. Z. S.* 1890, pp. 378-401, pls. xxxii-xxxiv. [*Lepidoptera.*]
— [See also SNELLEN (818).]
220. EMERY, C. Due nuovi apparecchi per studi entomologici. *Bull. Ent. Ital.* xxii, pp. 85-92.
A measuring instrument and a lamp.
221. —. Voyage de M. E. Simon au Venezuela. *Formicides.* *Ann. Soc. Ent. Fr.* (6) x, pp. 55-76. [*Hymenoptera.*]
222. —. Intorno ad alcune *Formiche* della Fauna Palearctica. *Ann. Mus. Genov.* (2) vii, pp. 439-443. [*Hymenoptera.*]
223. —. *Formiche* di Birmania e del Tenasserim raccolte da Leonardo Fea. (1885-87.) *T. c.* pp. 485-520, pls. x & xi. [*Hymenoptera.*]
224. —. Alcune considerazioni sulla Fauna mirmecologica dell' Africa. *Bull. Ent. Ital.* xxi, pp. 69-75. [*Hymenoptera.*]
225. —. Studii sulle *Formiche* della Fauna Neotropica. *Op. cit.* xxii, pp. 38-40, pls. v-ix. [*Hymenoptera.*]
226. EPPELSHEIM, —. Neue *Staphylinen* aus den Kaukasusländern. *Wien. ent. Z.* ix, p. 161. [*Coleoptera.*]
227. —. Drei neue österreichische *Staphylinen*. *T. c.* pp. 205-209. [*Coleoptera.*]
228. —. Neue *Staphylinen* aus den Kaukasusländern. *T. c.* pp. 217-229. [*Coleoptera.*]
229. —. *Staphylinidarum* species novæ, a Domino Bomford in India orientali collectæ. *T. c.* pp. 273-280. [*Coleoptera.*]
230. EPPELSHEIM, F. Microlepidopterologische Beobachtungen. *S. E. Z.* li, pp. 53-56.
231. ESCHERICH, K. *Meloiden*-studien. *Wien. ent. Z.* ix, pp. 23 & 24. [*Coleoptera.*]
232. —. Revision der behaarten *Meloë*-Arten der alten Welt. *T. c.* pp. 87-96. [*Coleoptera.*]
233. —. Bemerkungen über *Meloë algiricus*, nov. spec. *Deutsche e. Z.* 1890, p. 283. [*Coleoptera.*]
234. ETHERIDGE, R., & OLLIFF, A. S. The Mesozoic and Tertiary Insects of New South Wales. *Mem. Geol. Surv. N. S. W.:* Palæontology, No. 7, 14 pp., 2 pls.
235. EVERTS, E. Tabellarisch overzicht der in Nederland waargenomen *Bembidioni*. *Tijdschr. Ent.* xxxiii, pp. 1-21. [*Coleoptera.*]

236. [EVERTS, E.] Quelques remarques à sujet d'une étude de Mr. David Sharp sur la structure du prosternum dans les *Rhynchophorides*. *T. c.* pp. 349-353, pl. xiv. [*Coleoptera*.]
237. FAILLA-TEDALDI, L. Contribuzione alla Fauna *Lepidotterologica* della Sicilia. Descrizione di alcune nuove specie. *Nat. Sicil.* x, pp. 25-31.
238. FAIRMAIRE, L. Note supplémentaire sur les *Coléoptères* d'Obock. *Ann. Soc. Ent. Fr.* (6) x, pp. 547-554.
239. —. Diagnoses de *Coléoptères* Madécasses. *Bull. Soc. Ent. Fr.* 1890, pp. ccii & cciii.
— [See also LEBRUN, FAIRMAIRE & MABILLE (476).]
240. FALLOU, G. Diagnoses d'*Homoptères* nouveaux. *Rev. d'Ent.* ix, pp. 351-354. [*Rhynchota*.]
241. FAUST, J. Beiträge zur Kenntniss der *Coleopteren*-Fauna Südwest-Sibiriens. Verzeichniss der auf einer Reise in dem Minusinkischen Kreise und dem angrenzenden Theil der Moſgolei von den Herren K. Ehnberg und R. Hammarström gesammelten *Curculioniden*. *Öfv. Finska Forh.* xxxii, pp. 53-106.
242. —. Beitrag zur Kenntniss der Gattung *Psalidium*, Ill. *Hor. Ent. Ross.* xxiv, pp. 281-310. [*Coleoptera*.]
243. —. *Insecta*, a Cl. G. N. Pötanin in China et in Mongolia novissime lecta. xv: *Curculionidæ*. *T. c.* pp. 421-476. [*Coleoptera*.]
244. —. Beschreibung neuer Rüsselkäfer aus China. *Deutsche e. Z.* 1890, pp. 257-263. [*Coleoptera*.]
245. —. Das Vaterland der Gattung *Endaliscus*, Kirsch, und ein neuer Vertreter dieser Gattung. *T. c.* pp. 264-266. [*Coleoptera*.]
246. —. Rüsselkäfer aus den Mittelmeer-Ländern. *T. c.* pp. 321-336. [*Coleoptera*.]
247. —. Rüsselkäfer von S. Asien und den Sundainseln. *S. E. Z.* li, pp. 65-81. [*Coleoptera*.]
248. —. Neue Rüsselkäfer aller Länder. *T. c.* pp. 165-194. [*Coleoptera*.]
249. —. Die Gattung *Sciaphilus*, Sch. *T. c.* pp. 247-252. [*Coleoptera*.]
250. FAUVEL, A. *Sipalia laticornis*, nov. sp. *Rev. d'Ent.* ix, p. 184. [*Coleoptera*.]
251. —. Deux *Leptotyphlus* nouveaux de Nice. *T. c.* p. 356. [*Coleoptera*.]
252. FAVRE, E. Faune des *Coléoptères* du Valais et des régions limitrophes, avec introduction par Ed. Bugnion. *N. Denk. schw. Ges.* xxxi, pp. xlv & 448.
1890. [VOL. XXVII.] F 2

253. FERNALD, H. T. Studies on *Thysanuran* Anatomy. (Preliminary communication.) J. Hopk. Univ. Circ. No. 80, pp. 62 & 63.
Summary in J. R. Micr. Soc. 1890, p. 452.
254. ———. Rectal glands in *Coleoptera*. Am. Nat. xxiv, pp. 100 & 101, pls. iv & v.
255. FICALBI, E. Sul preteso Parassitismo delle Larve di *Culex pipiens*. Mon. Z. Ital. i, pp. 219-222. [*Diptera*.]
256. ———. Sul preteso Parassitismo delle Larve di *Culex pipiens*. Bull. Ent. Ital. xxii, pp. 227-230. [*Diptera*.]
257. ———. Notizie preventive sulle Zanzare italiane. iii, Bull. Ent. Ital. xxi, pp. 86-92; iv, *t. c.* pp. 93 & 94; v, pp. 95-100; vi, pp. 124-131; vii, *op. cit.* xxii, pp. 81-84. [*Diptera*.]
258. FINOT, A. Faune de la France. Insectes *Orthoptères*; *Thysanoures* et *Orthoptères* proprement dits. Paris: 8vo, 1890, 322 pp., 13 pls.
259. FLACH, C. Bestimmungs-Tabellen der europäischen *Coleopteren*. Familie *Phalacridæ*. Verh. Ver. Brünn. xxvii, pp. 54-78.
260. ———. Ueber zwei fossile *Silphiden* (*Coleoptera*) aus den Phosphoriten von Caylux. Deutsche e. Z. 1890, pp. 105-109.
261. ———. Eine neue *Glycyphana* aus Sumatra. *T. c.* p. 273. [*Coleoptera*.]
262. ———. Zwei neue *Glycyphana*-Arten aus Neu-Britannien. *T. c.* p. 275. [*Coleoptera*.]
263. ———. *Dichotrachelus kimakowiczi*, eine neue Art aus Siebenbürgen. Wien. ent. Z. ix, p. 36. [*Coleoptera*.]
264. ———. *Ischioplites möllendorffi*, n. sp., aus Matupi Bismarck-Archipel. *T. c.* pp. 238-240. [*Coleoptera*.]
265. FLEISCHER, A. Ein entomologischer Ausflug von Brünn an die Grenze von Siebenbürgen. Verh. Ver. Brünn. xxvii, pp. 81-94. [*Coleoptera*.]
266. FLETCHER, J. Annual address of J. Fletcher, President of the Entomological Club, of the A. A. A. S. 1889. Ent. Am. vi, pp. 1-8.
Relates to economic entomology in North America.
267. FLEUTIAUX, E. Note sur les *Cicindélides* du Chota-Nagpore. C.R. Ent. Belg. 1890, pp. clxviii-clxx. [*Coleoptera*.]
268. FOCKE, W. O., & LEMMERMANN, E. Über das Sehvermögen der Insekten. Abh. Ver. Brem. xi, pp. 439-443.
Summary in J. R. Micr. Soc. 1890, p. 710.
269. FOCKEU, H. Observations sur la Galle du *Sinapis arvensis* déterminée par le *Ceuthorhynchus contractus*, Marsch. Rev. Biol. ii, pp. 261-269.
270. ———. Note sur la Galle de l'*Hormomyia fagi*, Hart. *T. c.* pp. 369-379. [*Diptera*.]

271. FORBES, S. A. The American Plum-borer, "*Euzophera semi-funeralis*, Walk." *Psyche*, v, pp. 295-299. [*Lepidoptera*.]
272. FOREL, A. Norwegische Ameisen und Drüsenkitt als Material zum Nestbau der Ameisen. *MT. schw. ent. Ges. viii*, pp. 229-233. [*Hymenoptera*.]
273. —. Un Parasite de la *Myrmecia forficata*, Fabr. *C.R. Ent. Belg.* 1890, pp. viii-x. [*Hymenoptera*.]
274. —. Fourmis de Tunisie et de l'Algérie orientale récoltées et décrites par. *T. c.* pp. lxi-lxxvi. [*Hymenoptera*.]
275. —. *Enictus-Typhlatta* découverte de M. Wroughton. Nouveaux genres de *Formicides*. *T. c.* pp. cii-cxii. [*Hymenoptera*.]
276. —. Une nouvelle Fourmi. *Le Nat.* xii, p. 217. [*Hymenoptera*.]
277. FOWLER, W. W. On a new species belonging to the genus *Languria*. *Ent. M. M.* (2) i, p. 107. [*Coleoptera*.]
278. —. The *Coleoptera* of the British Islands: Pts. 37-48.
279. FOX, W. J. Description of three new species of *Hymenoptera*. *Ent. News*, i, pp. 106 & 107.
280. —. Three new species of Aculeate *Hymenoptera*: *T. c.* pp. 137 & 138.
FRANCESCHINI, F. [See TARGIONI TOZZETTI (844).]
281. FRENCH, G. H. Some new Colorado Moths: *Canad. Ent.* xxii, pp. 44-47. [*Lepidoptera*.]
282. —. Some new Moths. *T. c.* pp. 133-135. [*Lepidoptera*.]
283. FRENZEL, J. Die Saftentleerung bei Schmetterlingen nach deren Ausschlüpfen. *Zool. Anz.* xiii, pp. 579 & 580.
284. FRITZE, A. Zur Fauna von Central Japan. I. Saisondimorphismus bei Japanischen *Schmetterlingen*. *Zool. Anz.* xiii, pp. 12 & 13. [*Lepidoptera*.]
285. FRIVALDSZKY, J. *Coleoptera* in expeditione D. Comitis Belæ Széchenyi in China, præcipue boreali, a dominis Gustavo Kreitner et Ludovico Lóczy anno 1879, collecta. *Term. füzetek*, xii, pp. 197-210.
286. FROGGATT, W. W. Notes on the life-history of certain Saw-flies (Genus *Perga*) with description of a new species. *P. Linn. Soc. N.S.W.* (2) v, pp. 283-288. [*Hymenoptera*.]
287. —. Descriptions of a new genus and two new species of *Tenthredinide*. *T. c.* pp. 487-490. [*Hymenoptera*.]
288. FYLES, T. W. *Gelechia gallædiploypapi*, n. sp. *Canad. Ent.* xxii, p. 248. [*Lepidoptera*.]
289. GADEAU DE KERVILLE, H. Expériences tératogéniques sur différentes espèces d'Insectes. *Le Nat.* xii, p. 114.

290. GAHAN, C. J. On new *Longicornia* from Africa and Madagascar. Tr. E. Soc. 1890, pp. 297-328, pl. ix. [*Coleoptera.*]
291. —. Descriptions of new species of *Longicornia* from India and Ceylon. Ann. N. H. (6) v, pp. 48-66, pl. vii. [*Coleoptera.*]
292. —. Notes on some West Indian *Longicorn Coleoptera*, with Descriptions of new Genera and Species. *Op. cit.* vi, pp. 23-33.
293. —. Notes on Longicorn *Coleoptera* of the Group *Cerambycinae*, with Descriptions of new Genera and Species. *T. c.* pp. 247-261.
294. —. On new *Longicorn Coleoptera* from Madagascar. *T. c.* pp. 458-465.
295. —. A new species of the *Longicorn* genus *Pachyteria*, Serv. Notes Leyd. Mus. xii, p. 161. [*Coleoptera.*]
 —. [See also WATERHOUSE & GAHAN (894).]
296. GANGLBAUER, L. *Carabus* (*Limnocarabus*) *stygius*, n. sp. Wien. ent. Z. ix, p. 117. [*Coleoptera.*]
297. —. *Insecta* a Cl. G. N. Potauin in China et in Mongolia novissime lecta. VII. *Buprestidae*, *Ceilemeridae*, *Cerambycidae*. Hor. Ent. Ross. xxiv, pp. 21-85. [*Coleoptera.*]
298. GEHUCHTEN, A. VAN. Recherches histologiques sur l'Appareil Digestif de la Larve de la *Ptychoptera contaminata*. Première partie. Étude du revêtement épithélial et recherches sur la sécrétion. Cellule, vi, pp. 185-289, pls. i-vi. [*Diptera.*]
 Summary in J. R. Micr. Soc. 1891, p. 183.
299. GERCKE, G. Vorläufige Nachricht über die Fliegen Süd-Georgiens, nach der Ausbeute der Deutsche Station 1882-83. JB. Hamb. Anst. vi, pp. 153 & 154. [*Diptera.*]
300. GESTRO, R. Viaggio ad Assab, nel Mar Rosso, dei Signori G. Doria ed O. Beccari con il R. avviso "Esploratore" dal 16 Novembre, 1879, al 26 Febbraio, 1880. IV. Coleotteri. Ann. Mus. Genov. (2) vii, pp. 5-72.
301. —. Viaggio di Leonardo Fea in Birmania e regioni vicine. xv. Primo studio delle *Cicindele*. *T. c.* pp. 77-91. [*Coleoptera.*]
302. —. Sopra alcune *Cetonie* dell'isola Nias e della costa occidentale di Sumatra raccolte dal Dott. Elio Modigliani. *T. c.* pp. 93-99. [*Coleoptera.*]
303. GIARD, A. Sur quelques types remarquables de Champignons Entomophytes. Bull. Sci. Fr. Belg. xx, pp. 197-224, pls. iii-v.
304. GIGLIO-TOS, E. Diagnosi di alcune nuove specie di *Ditteri*. Atti Acc. Tor. xxv, pp. 457-461.
305. —. Diagnosi di *Ditteri* nuovi. Riv. Ital. Sci. Nat. x, pp. 120, &c.

306. [GIGLIO-TOS, E.] Diagnosi di alcune nuove species di *Ditteri*. Boll. Mus. Tor. v, No. 78.
307. —. Nuove specie di *Ditteri* del Museo Zoologico di Torino. *Op. cit.* No. 84.
308. GILLETTE, C. P. New *Cynipidæ*. Ent. Am. vi, pp. 21-25. [*Hymenoptera*.]
309. —. Oviposition of *Anomalon* sp. Ent. News, i, p. 139. [*Hymenoptera*.]
310. —. A new *Cecidomyid* infesting Box-elder. Psyche, v, p. 392. [*Diptera*.]
311. GILSON, G. Recherches sur les cellules sécrétantes. I. La Soie et les appareils séricigènes. I. *Lépidoptères*. Cellule, vi, pp. 117-182, pls. i-iii.
312. —. The secretion of Silk by the Silkworm. Rep. Brit. Ass. 1889, p. 628.
313. GLASER, L. Ueber Dimorphie und Mimetik bei den Schmetterlingen. Ent. Nachr. xvi, pp. 212-218. [*Lepidoptera*.]
314. —. Mittheilungen aus dem Insektenleben dieses Sommerhalbjahrs. *T. c.* pp. 250-254.
315. GODING, F. W. A new *Orthopter* from Tennessee. Ent. Am. vi, p. 13.
316. —. A new Apple pest. Ent. News, i, p. 123.
317. GODMAN, F. D., & SALVIN, O. *Biologia Centrali-Americana*. Pts. lxxxii-xc.

The entomological contents of these parts are as follows:—

- Lepidoptera*. *Rhopalocera*, by F. D. GODMAN & O. SALVIN, vol. ii, pp. 185-240, pls. lxxv-lxx; *Enantia* to *Papilio*.
- Lepidoptera*. *Heterocera*, by H. DRUCE, pp. 345-440, pls. xxxi-xxxiv; *Homoptera* to *Hormisa*.
- Coleoptera*, vol. ii, pt. 1: *Nitidulida*, by D. SHARP, pp. 305-336, pl. x.
- Vol. ii, pt. 2: *Lamellicornia*, by H. W. BATES. Index, Introduction, and list of plates.
- Vol. iii, pt. 1: *Throscidæ*, *Eucnemidæ*, by G. H. HORN, pp. 193-257, pls. ix & x.
- Vol. iv, pt. 2: *Heteromera*, by G. C. CHAMPION, pp. 121-256, pls. vi-x: *Ditylus*—*Pentaria*.
- Vol. iv, pt. 3: *Rhynchophora*, by D. SHARP, pp. 41-80, pls. ii & iii: *Eugnaptus* to *Apion*.
- Vol. vi, pt. 1: *Phytophaga*, by M. JACOBY. Supplement, pp. 169-232, pl. xl: *Chlamys* to *Fidia*.
- Vol. vii: *Endomychidæ*, by H. S. GORHAM, pp. 129-144, pl. vii: *Epopterus* to *Rhymbus*.

- Hymenoptera*, vol. ii, by P. CAMERON, pp. 65-128, pls. v-vii : *Astata Cerceris*.
- Rhynchota. Heteroptera*, by W. L. DISTANT, pp. 329-352, pls. xxxi & xxxii.
- Diptera*, vol. ii, by F. M. VAN DER WULP, pp. 57-208, pls. iii & iv.
[GODMAN, F. D., & SALVIN, O.] [See also JAMESON (405).]
318. GORHAM, H. S. Notes on the species of the families *Lycidae* and *Lampyridae*, contained in the Imperial Museum of Calcutta, with descriptions of new species, and a list of the species at present described from India. Tr. Ent. Soc. 1890, pp. 541-550. [*Coleoptera*.]
319. —. A new species of the *Erotylid* genus *Episcapha*. Notes Leyd. Mus. xii, p. 47. [*Coleoptera*.]
[See also GODMAN & SALVIN (317).]
320. GRÄBER, V. Bemerkungen zu Dr. K. Heider's Abhandlung über die Embryonalentwicklung von *Hydrophilus piceus*, L. Zool. Anz. xii, pp. 287-289.
321. —. Vergleichende Studien über die Embryologie der Insecten und insbesondere der *Musciden*. Denk. Ak. Wien, lvi, pp. 257-314, pls. i-x.
322. GRAESER, L. Beiträge zur Kenntniss der *Lepidopteren*-Fauna des Amurlandes, iv. B. E. Z. xxxv, pp. 71-84.
323. *GRASSI, B. Intorno al gen. *Embia*. Bull. mens. Acc. Gioen. 1889, fasc. ix ; cf. Bull. Ent. Ital. xxi, p. 249. [*Neuroptera*.]
324. GRASSI, B., & ROVELLI, G. I progenitori dei Miriapodi e degli Insetti.—Memoria vi. Il sistema dei *Tisanuri* fondato soprattutto sullo studio dei *Tisanuri* italiani. Nat. Sicil. ix, pp. 25, &c.
Also published separately, pp. 1-64, 2 pls.
325. GROTE, A. R. North American *Lepidoptera*. Revised Check List of the North American *Noctuidæ*. Part I. *Thyatirinae-Noctuinae*. Bremen ; 1890, 52 pp.
Includes many notes and observations. Criticism by SMITH, Ent. News, i, pp. 99 & 100.
GROUM-GRSHIMAÏLO. [See ROMANOFF (712).]
326. GROUVELLE, A. Viaggio di Leonardo Fea in Birmania e regioni vicine. XXIII. *Nitidulides*. Ann. Mus. Genov. (2) ix, pp. 120-126. [*Coleoptera*.]
327. —. Description d'une nouvelle espèce de *Cucujides* appartenant au Musée civique de Gênes. T. c. p. 127. [*Coleoptera*.]
328. —. Description d'un *Nitidulide* nouveau de Sumatra. Notes Leyd. Mus. xii, p. 15. [*Coleoptera*.]
329. —. Deux diagnoses. Bull. Soc. Ent. Fr. 1890, p. xcii. [*Coleoptera*.]

330. [GROUVELLE, A.] Deux espèces nouvelles de *Parnides*. *T. c.* p. cxlvi. [*Coleoptera*.]
331. —. Diagnoses de trois *Helmis* nouveaux. *T. c.* p. ccxii. [*Coleoptera*.]
332. GUILLEBEAU, F. Description de deux *Coléoptères* nouveaux. *Rev. d'Ent.* ix, pp. 32 & 33.
333. —. Note sur les *Silvanus* du groupe du *surinamensis*. *T. c.* pp. 220-224. [*Coleoptera*.]
334. —. *Carabide* nouveau. *Bull. Soc. Ent. Fr.* (6) x, p. xv. [*Coleoptera*.]
335. —. Description d'une nouvelle espèce du genre *Bagous*. *T. c.* p. lxxiv. [*Coleoptera*.]
336. GUMPENBERG, C. v. *Systema Geometrarum zonæ temperationis septentrionalis*. *Nova Acta Ac. L.-C. Nat. Cur.* liv. Dritter Theil, pp. 269-431. Vierter Theil, *t. c.* pp. 433-544. [*Lepidoptera*.]
337. HAASE, E. On abdominal appendages in *Heceopoda*. *Ann. N. H.* (6) v, pp. 201-209.
A translation of the memoir that appeared in 1889; SB. Naturf. Berlin.
338. —. On the constitution of the Body in *Blattidæ*. *T. c.* pp. 227-233. [*Orthoptera*.]
A translation from SB. nat. Fr. 1889.
339. HAGEN, H. A. A synopsis of the Odonat genus *Leucorhinia*. *Tr. Am. Ent. Soc.* xvii, pp. 229-236, pl. x. [*Neuroptera*.]
340. —. Synopsis of the *Odonata* of North America. No. 2. The genus *Anax*. *Psyche*, v, pp. 303-307. [*Neuroptera*.]
341. —. Descriptions of some North American *Cordulina*. *T. c.* pp. 367-373, pl. i. [*Neuroptera*.]
342. —. Notes and descriptions of some North American *Libellulina*. *T. c.* pp. 383-387. [*Neuroptera*.]
343. HAHNEL, P. Entomologische Erinnerungen aus Süd-Amerika. *Deutsche e. Z. Lep.* iii, pp. 133-322. [*Lepidoptera*.]
344. HALJ, B. Secundäre Geschlechtscharaktere bei skandinavischen *Acridiiden*. *Wien. ent. Z.* ix, pp. 17-20. [*Orthoptera*.]
345. *HALBHERR, B. Elenco sistematico dei *Coleotteri* finora raccolti nella valle Lagarina. Fasc. iv. xvii. Pubblicazione fatta per cura del Civico Museo di Roveretto, 1890. [Cf. *Bull. Ent. Ital.* xxi, p. 238.]
346. HAMILTON, J. On the probable pollenization of greenhouse *Chrysanthemums* by *Eristalis tenax*. *Ent. Am.* vi, pp. 81-83.

347. [HAMILTON, J.] The inhabitants of a hickory nut hull. *Ent. News*, i, pp. 49 & 50. [*Hymenoptera*.]
Includes description of a new *Pimpla* by Cresson.
348. —. *Balaninus*: its food habits. *Canad. Ent.* xxii, pp. 1-8. [*Coleoptera*.]
349. HANDLIRSCH, A. Monographie der mit *Nysson* und *Bembex* verwandten Grabwespen. iv, SB. Ak. Wien, xcvi, pp. 440-517; v, *op. cit.* xcix, pp. 77-166, pl. [*Hymenoptera*.]
350. HANSEN, H. J. Gamle og nye hovedmomenter til *Cicaduriernes* morfologi og systematik. *Ent. Tidskr.* xi, pp. 19-76, pls. i & ii. [*Rhynchota*.]
351. HARKER, A. On the Gall-Midges (*Cecidomyidæ*). An introductory paper. *P. Cottesw. Nat. F. C.* ix, pp. 220-228. [*Diptera*.]
352. HÄRTER, —. Biologische Beobachtungen an Hummeln. *Ber. oberhess. Ges.* xxvii, pp. 59-75. [*Hymenoptera*.]
353. HEIDER, K. Die Embryonalentwicklung von *Hydrophilus piceus*, L. Erster Theil, 88 pp., 13 pls. Jena: 1889, 4to.
354. —. Erwiderung auf die Bemerkungen V. Graber's zu meiner Abhandlung über die Embryonalentwicklung von *Hydrophilus piceus*, L. *Zool. Anz.* xiii, pp. 428-430.
355. HENNEGUY, L. F. Note sur la structure de l'Enveloppe de l'Œuf des *Phyllies*. *Bull. Soc. Philom.* (8) ii, pp. 18-25. [*Orthoptera*.]
Summary in *J. R. Micr. Soc.* 1890, p. 596.
356. *HENSCHEL, G. Die Insecten-Schädlinge in Ackerland und Küchengarten, ihre Lebensweise und Bekämpfung. *Ent. Nachr.* xvi, p. 317.
357. HENSHAW, S. Bibliography of the more important contributions to American economic entomology. Parts 1, 2, & 3. The more important writings of Benjamin Dana Walsh, and Charles Valentine Riley. Washington: 1890, 454 pp.
1555 articles are ascribed to Riley; 863 to Walsh.
358. HEYDEN, L. v. Aufzählung von Käfer-Arten aus Tunis und Tripolis aus Loosen von M. Quedenfeldt. *Deutsche e. Z.* 1890, pp. 65-78. [*Coleoptera*.]
359. —. *Nebria castanea* im Schwarzwald und *Otlorrhynchus*-Arten aus der Eiszeit am Mittel-Rhein. *T. c.* pp. 212-214.
360. —. Beitrag zur *Coleopteren*-Fauna von Turkestan, unter Mitwirkung der Herren REITTER und WEISE. *T. c.* pp. 353-367.
361. —. Beiträge zur *Coleopteren*-Fauna von Amasia und Samsoun in Nord-Kleinasien. Unter Mitwirkung des Herrn E. REITTER. *T. c.* pp. 369-374.
362. HEYLAERTS, F. J. M. Trois nouvelles espèces de *Psychides* des Indes anglaises. *C.R. Ent. Belg.* 1890, pp. x & xi. [*Lepidoptera*.]

363. [HEYLAERTS, F. J. M.] Une *Psychide* nouvelle d'Assam. *T. c.* p. xii. [*Lepidoptera.*]
364. —. Quatre espèces nouvelles de *Glaucoptidæ* du Brésil. *T. c.* pp. xiii-xv. [*Lepidoptera.*]
365. —. Descriptions de quelques *Hétérocères* inédits des Indes orientales néerlandaises. *T. c.* pp. xvi, xvii, & xxvi-xxix. [*Lepidoptera.*]
366. —. Notes *Psychidologiques*. *T. c.* pp. cxxx-cxxxii. [*Lepidoptera.*]
367. —. Trois *Psychides* inédites de l'Afrique orientale méridionale. *T. c.* pp. clxxx-clxxxiii. [*Lepidoptera.*]
368. HEYMONS, R. Über die hermaphroditische Anlage der Sexualdrüsen beim Männchen von *Phyllodromia germanica*. *Zool. Anz.* xiii, pp. 451-457,
 Suggestion of an explanation of the occurrence of hermaphroditism in Insects. Summary in *J. R. Micr. Soc.* 1890, p. 714.
369. HOFFER, E. Skizzen aus dem Leben unserer heimischen Ameisen. *MT. Ver. Steier.* xxvi, pp. 149-171. [*Hymenoptera.*]
370. HOFMANN, E. Die Duftapparate bei den Schmetterflinger, *JH.* Ver. Württ. xlvi, pp. 233-238. [*Lepidoptera.*]
 A historical sketch of the subject.
371. —. Beiträge zur Kenntniss der *Butaliden*. *S. E. Z.* li, pp. 205-211, pl. i. [*Lepidoptera.*]
 Relates to the sexual structures of the ♀.
372. HOLLAND, W, J. Description of three new species of African *Hesperidæ*. *Ent. News.* i, pp. 155 & 156. [*Lepidoptera.*]
373. —. Descriptions of new West African *Lycanidæ*. *Psyche*, v, pp. 423-431. [*Lepidoptera.*]
374. HOLMGREN, E. Minnen från en Lepidopterologisk resa i Jämtland. *Ent. Tidskr.* xi, pp. 211-220.
375. HONRATH, E. G. Diagnosen von zwei neuen *Rhopaloceren*. *Ent. Nachr.* xvi, p. 127. [*Lepidoptera.*]
376. HORN, G. H. The species of *Heterocerus* of boreal America. *Tr. Am. Ent. Soc.* xvii, pp. 1-16, pl. i. [*Coleoptera.*]
377. —. Notes on the species of *Ochthebius* of boreal America. *T. c.* pp. 17-26, pl. ii. [*Coleoptera.*]
378. —. Notes on some *Hydrobiini* of boreal America. *T. c.* pp. 237-278, pls. iii & iv. [*Coleoptera.*]
379. —. A revision of the *Sphaeridiini* inhabiting boreal America. *T. c.* pp. 279-314, pl. ix. [*Coleoptera.*]
380. —. Some notes on *Aræoschizus*. *T. c.* pp. 339-343. [*Coleoptera.*]
 —. [See also GODMAN & SALVIN (317) and RIVERS (704).]

381. HORVATH, G. Synopsis des *Nysius* paléarctiques. Rev. d'Ent. ix, pp. 185-191. [*Rhynchota.*]
382. HOWARD, L. O. Note on the hairy eyes of some *Hymenoptera*. P. E. Soc. Wash. pp. 195 & 196.
383. —. Two Spider-egg parasites. *Ins. Life*, ii, pp. 269-271. [*Hymenoptera.*]
384. —. A North American *Axima* and its habits. *T. c.* pp. 365-367. [*Hymenoptera.*]
385. —. A new and remarkable *Encyrtid*: is it parasitic? *Op. cit.* iii, pp. 145-148. [*Hymenoptera.*]
- [See also RILEY & HOWARD (695, 696).]
386. HUDSON, G. V. *Eristalis tenax* and *Musca vomitoria* in New Zealand. Tr. N. Z. Inst. xxii, pp. 187 & 188. [*Diptera.*]
387. —. An entomological tour on the Table-land of Mount Arthur. *T. c.* pp. 179-186.
388. —. The Wattle-blight (*Icerya purchasi*) in Tasmania and its natural enemies. *T. c.* pp. 176-178. [*Coccidae.*]
389. HULST, G. D. The *Phycitidae* of North America. Tr. Am. Ent. Soc. xvii, pp. 93-228, pls. vi-viii. [*Lepidoptera.*]
390. HURST, C. II. The pupal stage of *Culex*: an inaugural discussion for the degree of Ph.D. in the University of Leipsic. Stud. Ow. Coll. ii, pp. 47-71, pl. v. [*Diptera.*]
- Summary in J. R. Micr. Soc. 1890, p. 714.
391. JACKSON, W. H. Note on the sexual apertures of the *Lepidopteran* chrysalis. Zool. Anz. xiii, pp. 45-47.
392. —. Studies in the morphology of the *Lepidoptera*. Part I. Tr. L. S. (2) v, pp. 145-186, pls. xv-xix.
- Relates to indications of sex in the pupa, and to development of the female sexual organs.
393. JACOBS & TOSQUINET. Catalogue des *Ichneumonides* de la Belgique appartenant au groupe des *Tryphonides*. Ann. Ent. Belg. xxxiv, pp. 44-135. [*Hymenoptera.*]
394. JACOBY, M. List of the Phytophagous *Coleoptera* obtained by Signor L. Fea at Burmah and Tenasserim, with descriptions of the new species. Ann. Mus. Genov. (2) vii, pp. 147-237.
395. —. List of the Phytophagous *Coleoptera* collected by Signor Modigliani at Nias and Sumatra, with descriptions of the new species. *T. c.* pp. 278-287, pl. iv.
396. —. Descriptions of new species of Phytophagous *Coleoptera* received by Mr. J. H. Leech from Chang Yang, China. Ent. xxiii, pp. 84-89 & 114-118, pls. i & ii.

397. [JACOBY, M.] Descriptions of two new species of Phytophagous *Coleoptera* from the East. *T. c.* pp. 253 & 254.
398. —. Descriptions of some new species of South American *Halticidae*, of the group *Ædipodes*. *Ent. M. M.* (2) i, pp. 45-47 & 67-69. [*Coleoptera*.]
— [See also GODMAN & SALVIN (317).]
399. JAKOWLEFF, B. E. Zur *Hemipteren*-Fauna Russlands und der angrenzenden Länder. *Hor. Ent. Ross.* xxiv, pp. 311-348.
400. —. *Insecta* in itinere Cl. N. Przewalskii in Asia centrali novissime lecta. xvi. *Hemiptera-Heteroptera*. *T. c.* pp. 235-243.
401. —. *Insecta* a Cl. G. N. Potanin in China et in Mongolia novissime lecta. x. *Coleoptera* (*Neodorcadion* and *Compsodorcadion*). *T. c.* pp. 244-253.
402. —. *Insecta* a Cl. G. N. Potanin in China et in Mongolia novissime lecta. xi. *Coleoptera* (*Cymindis*, *Pseudopelta*, *Lethrus*). *T. c.* pp. 254-261.
403. —. *Insecta* a Cl. G. N. Potanin in China et in Mongolia novissime lecta. xvii. *Hemiptera-Heteroptera*. *T. c.* pp. 540-560.
404. —. Notiz über *Lethrus*. *T. c.* pp. 561-569. [*Coleoptera*.]
405. JAMESON, J. S. The Story of the Rear Column of the Emin Pasha Relief Expedition. London: 1890.
There is a Natural History Appendix; the entomology by BATES, pp. 423-425; SIMPSON, pp. 424 & 425; GODMAN & SALVIN, pp. 426-445; DRUCE, pp. 446-452.
406. JAMMES, L. Études sur les organes appendiculaires du *Forficula auricularia*, L. *Bull. Soc. Toulouse*, xxiii, pp. 166-175. [*Orthoptera*.]
407. JANSON, O. E. Descriptions of two new species of Asiatic *Cetoniidae*. *Notes Leyd. Mus.* xii, pp. 127-129. [*Coleoptera*.]
408. JAROCHEWSKY, W. A. Description de quelques espèces du genre *Rhyssa*, Grh., de la Faune du gouvernement de Kharkow. *Trudui Kharkoff Univ.* xxiii, pp. 323-404. [*Hymenoptera*.]
409. KARSCH, F. Afrikanische *Fulgoriden*. *B. E. Z.* xxxv, pp. 57-70, pl. ii. [*Rhynchota*.]
410. —. Beiträge zur Kenntniss der *Singcikaden* Afrika's und Madagaskar's. *T. c.* pp. 85-130, pls. iii & iv. [*Rhynchota*.]
411. —. Ueber die Singcicaden-gattung *Perissoneura*, Dist. *Ent. Nachr.* xvi, pp. 190-192. [*Rhynchota*.]
412. —. Ueber *Libellulinen* der Sammlung des Herrn Dr. Heinrich Dohrn. *S. E. Z.* li, pp. 295-298. [*Neuroptera*.]
413. —. *Pentathemis membranulata*, eine neue australische *Libellulide* mit fünfseitiger *Cellula Cardinalis*. *Ent. Nachr.* xvi, p. 33. [*Neuroptera*.]

414. [KARSCH, F.] Ueber *Gomphiden*. *T. c.* pp. 370-382. [*Neuroptera*.]
415. —. Neue westafrikanische durch Herrn Premierlieutenant Morgen von Kribi eingesendete *Orthopteren*. *T. c.* pp. 257-276.
416. —. Ueber die von Herrn Dr. R. Büttner in Westafrika gesammelten *Tettigiden*-Arten. *T. c.* pp. 17-27. [*Orthoptera*.]
417. —. *Orthopterologische* Mittheilungen. 4. Ueber *Phaneropteriden*. *T. c.* pp. 57-62.
418. —. Verzeichniss der von Herrn Dr. Paul Preuss auf der Barombi-Station in Deutsch-Westafrika, 1890, gesammelten *Locustodeen* aus den Familien der *Phaneropteriden*, *Mekonemiden*, und *Gryllakriden*. *T. c.* pp. 353-369. [*Orthoptera*.]
419. KERREMANS, C. Espèces inédites du genre *Stigmodera*, Esch. C.R. Ent. Belg. 1890, pl. xl-xlviii. [*Coleoptera*.]
420. —. Note sur les *Chrysobothrides*. *T. c.* pp. cxxxiii-cxl. [*Coleoptera*.]
421. —. Description d'une nouvelle espèce de *Stigmodéride*. *T. c.* p. cxl. [*Coleoptera*.]
422. —. Note sur les *Buprestides* du Chota-Nagpore. *T. c.* pp. cc-ccix. [*Coleoptera*.]
423. KIEFFER, J. J. Ueber lothringische Gallmücken. Verh. z.-b. Wien, xl, pp. 197-206. [*Diptera*.]
424. —. Die Gallmücken des Hornklees. Wien. ent. Z. ix, pp. 29-31. [*Diptera*.]
425. —. Die Gallmücken des Besenginsters. *T. c.* pp. 133-136. [*Diptera*.]
426. —. Ueber Gallen und Gallmücken aus Blütenköpfen verschiedener Compositen. Ent. Nachr. xvi, pp. 27-32 & 36-38. [*Diptera*.]
427. —. Die Gallmücken der *Tilia*-arten. *T. c.* pp. 193-197. [*Diptera*.]
428. KIRBY, W. F. A synonymic Catalogue of *Neuroptera Odonata*, or Dragonflies: with an appendix of fossil species. London: 1890, pp. ix & 202.
Reviewed by SELYS, C.R. Ent. Belg. 1890, pp. clvii-clxiii.
429. —. On the employment of the names proposed for genera of *Orthoptera* previous to 1840. P. R. Dubl. Soc. vi, pp. 556-597.
Great confusion in the use of many names is displayed, and the author considers that some genera will require renaming, but refrains from doing this at present.
430. —. Description of a new species of Dragon-fly. Ann. N. H. (6) v, pp. 112 & 113. [*Neuroptera*.]

431. [KIRBY, W. F.] Descriptions of new Species of African *Lycenidæ*, chiefly from the collections of Dr. Staudinger and Mr. Henley Grose Smith. *Op. cit.* vi, pp. 261-274. [*Lepidoptera.*]
432. —. The Butterflies and Moths of Africa. J. Tr. Vict. Inst. xxiii, pp. 225-236. [*Lepidoptera.*]
 —. [See also BRANDT (79) and SMITH & KIRBY (802).]
433. KLAPÁLEK, F. Nachträge zum Verzeichniß der *Trichopteren* Böhmens. SB. Böhm. Ges. 1890, pp. 176-196. [*Neuroptera.*]
 This includes descriptions of two new species entirely in the Bohemian language.
434. —. Die Metamorphose-Stadien der *Oxyethira costalis*, Curt. *T. c.* pp. 204-208, pl. ix. [*Neuroptera.*]
 Brief summary in J. R. Micr. Soc. 1891, p. 340.
435. KLEBS, R. Ueber die Fauna des Bernsteins. Tag. Deut. Nat. Vers. lxii, pp. 268-271.
 Translated in Ann. N. H. (6) vi, pp. 486-491.
436. KOEBELE, A. Report of a trip to Australia made under the direction of the entomologist, to investigate the natural enemies of the Fluted Scale. U. S. Dept. of Agr., Div. of Ent., Bull. No. 21, 32 pp., woodcuts.
 —. [See also RILEY (687).]
437. KOHL, F. F. Zur Kenntniß der *Pemphredonen*. Ann. Hofmuseum Wien, v, pp. 49-65. [*Hymenoptera.*]
438. —. Die *Hymenopteren*-gruppe der *Sphécinen*. I. Monographie der natürlichen Gattung *Sphex*, Linné (sens. lat.). *T. c.* pp. 77-194 & 317-461, pls. viii-xii.
439. KONOW, F. W. *Tenthredinidæ europæ*. Deutsche e. Z. 1890, pp. 225-255. [*Hymenoptera.*]
 Consists of a sketch of classification, tabulation of genera, and catalogue of species.
440. —. Tableaux analytique et systématique du genre *Tenthredopsis*, Costa. Rev. d'Ent. ix, pp. 63-80. [*Hymenoptera.*]
441. —. Neue paläarktische Blattwespen. Wien. ent. Z. ix, pp. 8-13. [*Hymenoptera.*]
442. —. Die männlichen Wespen. Soc. Ent. iv, pp. 151, 152, &c. [*Hymenoptera.*]
443. KRAATZ, G. Drei neue *Lomapteridæ*. Deutsche e. Z. 1890, pp. 31 & 32. [*Coleoptera.*]
444. —. *Cirrhospila* und *Melinospila*, zwei neue *Macronotiden* (*Cetoniden*)-Gattungen. *T. c.* pp. 277-280. [*Coleoptera.*]

445. [KRAATZ, G.] Zwei nordafrikanische *Melolonthiden*-Gattungen. *T. c.* pp. 349-352. [*Coleoptera.*]
446. —. Ueber die Varietäten von *Pachnoda abyssinica*, Kr., und *rubromaculata*, Hope. *T. c.* pp. 396 & 397. [*Coleoptera.*]
447. —. *Brachagenius*, nov. gen. *Trichiadarum*. *T. c.* pp. 399 & 400. [*Coleoptera.*]
448. *KRASSILSTCHIK, —. Note sur la symbiose de Pucerons avec des Bactéries. *Ann. Inst. Pasteur*, 1889, p. 465.
Cf. *Ent. Nachr.* xvi, p. 15.
449. KRAUSS, H. Beitrag zur Kenntniss westafrikanische *Orthopteren*. *Zool. Jahrb. Abth. f. Syst.* v, pp. 344-360, pl. xxx.
Limited to the genus *Corycus*, Sauss.
450. —. Die Duftdrüse der *Aphlebia bivittata* Brullé (*Blattidæ*) von Teneriffa. *Zool. Anz.* xiii, pp. 584-587.
451. —. Erklärung der *Orthopteren*-Tafeln J. C. Savigny's in der "Description de l'Égypte." *Verh. z.-b. Wien*, xl, pp. 227-272.
452. KRIECHBAUMER, J. *Ichneumoniden*-Studien. II. Neue *Ichneumoniden* des Wiener Museums. *Ann. Hofmuseum Wien*, v, pp. 479-491. [*Hymenoptera.*]
453. —. Zwei neue *Tryphoniden*-Gattungen. *MT. Schw. ent. Ges.* viii, pp. 207-210. [*Hymenoptera.*]
454. —. Neue Schlupfwespen aus der Schweiz. *T. c.* p. 235. [*Hymenoptera.*]
455. —. Ueber das Praepariren der *Hymenopteren*. *Ent. Nachr.* xvi, pp. 1-9.
456. —. *Ichneumoniden*-Studien. *T. c.* pp. 151-155, 181-185, 199-204, & 348-351. [*Hymenoptera.*]
457. —. Neue Schlupfwespen aus Nord- und Mittel-Deutschland. *T. c.* pp. 289-297. [*Hymenoptera.*]
458. KRONFELD, —. Ueber die künstliche Besiedelung einer Pflanze mit Ameisen. *Tag. Deut. Nat. Vers.* lxii, p. 262.
Ants are not a protection against Halticidæ.
459. KRULIKOVSKI, A. Opuit Katalogha cheshuekruiuikh Kazanskoï gubernii. *Bull. Soc. Mosc.* 1890, pp. 200-251, pl. viii. [*Lepidoptera.*]
Entirely in Russian.
460. KULAGIN, N. Zur Entwicklungsgeschichte des *Platygyaster intricator*, L. *Zool. Anz.* xiii, pp. 418-424. [*Hymenoptera.*]
Summary in *J. R. Micr. Soc.* 1890, p. 713.
461. KUNCKEL D'HERCULAIS, J. Mécanisme physiologique de l'Écllosion, des Mues et de la Metamorphose chez les insectes *Orthoptères* de la famille des *Acridides*. *C.R.* cx, pp. 657 & 659.
Summary in *J. R. Micr. Soc.* 1890, p. 321.

462. [KUNCKEL D'HERCULAI, J.] Les Parasites des *Acridiens*. Développement et Hypermétamorphose des *Mylabres*. C.R. Soc. Biol. (9) ii, pp. 583 & 584. [*Coleoptera*.]
463. KUSNETZOV, J. Les *Diptera* lumineux. Étude critique. Rev. Sci. Nat. Pet. i, pp. 167-171.
In the Russian language.
464. KUTHY, D. *Ceuthorhynchus paszlawskyi*, n. sp. Term. füzetek, xiii, p. 7. [*Coleoptera*.]
465. KUWERT, A. Einige neue Passaliden. Deutsche e. Z. 1890, 97-104. [*Coleoptera*.]
466. —. Bestimmungstabelle der *Parniden* Europas, der Mittelmeerfauna, sowie der angrenzenden Gebiete. Verh. z.-b. Wien, xl, pp. 15-54. [*Coleoptera*.]
467. —. Bestimmungstabelle der *Heteroceren* Europas und der angrenzenden Gebiete, soweit dieselben bisher bekannt wurden. T. c. pp. 517-548. [*Coleoptera*.]
468. —. Bestimmungstabelle der *Hydrophiliden* Europas, Westasiens und Nordafrikas. Verh. Ver. Brünn. xxviii, pp. 1-121 & 159-328. [*Coleoptera*.]
469. LAMEERE, A. Sur l'unité d'origine du type Arthropode. C.R. Ent. Belg. 1890, pp. cxxv & xxvi.
An observation on the embryology of *Blatta*.
470. —. Communication préliminaire sur la métamérisation de l'Insecte. Bull. Soc. Belg. Micr. xvii, pp. 2-9.
Summary in J. R. Micr. Soc. 1891, p. 33.
471. —. Un type nouveau de *Prionide* souterrain. C.R. Ent. Belg. 1890, pp. cxxi & cxxii. [*Coleoptera*.]
472. —. Note sur quelques *Sphérionides*. T. c. pp. clxx-clxxiii. [*Coleoptera*.]
473. —. Note sur les *Tricténotomides*, les *Prionides*, et les *Cérambycides* du Chota-Nagpore. T. c. pp. cex-cxiv. [*Coleoptera*.]
474. LAMPA, S. Ännu en Myggart funnen i Sala Grufvor. Ent. Tidskr. xi, pp. 89-94. [*Diptera*.]
475. *LANGHOFFER, A. Beiträge zur Kenntniss der Mundtheile der *Dipteren*. Jena: 1868, 32 pp.
Cf. Wien. ent. Z. ix, p. 158.
476. LEBRUN, E., FAIRMAIRE, L., & MABILLE, P. Recherches sur les Insectes recueillis pendant la mission chargée d'observer à Santa-Cruz de Patagonie le passage de Venus. N. Arch. Mus. (3) i, pp. 97-159, pls. ix-xi. [*Coleoptera*, *Lepidoptera*.]
477. LEECH, J. H. New species of *Lepidoptera* from China. Ent. xxiii, pp. 26-50, 81-83, & 109-114.

478. [LEECH, J. H.] New species of *Rhopalocera* from China. *T. c.* pp. 187-192. [*Lepidoptera.*]
479. LEFÈVRE, E. Descriptions de *Coléoptères* nouveaux de la famille des *Eumolpides*. Notes Leyd. Mus. xii, pp. 181-188.
480. —. Note sur trois especès d'*Eumolpide*. Bull. Soc. Ent. Fr. (6) x, p. lvii. [*Coleoptera.*]
 LEMMERMANN, E. [See FOCKE & LEMMERMANN (268).]
481. LEON, N. *Hemidiptera haeckelii*. Jen. Z. Nat. xviii, pp. 13-16, pl. i. [*Rhynchota?*]
 The describer considers it intermediate between *Diptera* and *Hemiptera*. The figure quite resembles a bug. It was received "together with a number of Halobates brought back from Ceylon."
482. *—. Disposition anatomique des Organes de Succion chez les Hydrocores et les Géocores. Bull. Soc. Med. Nat. Jassy. 1888.
 Cf. Bull. Ent. Ital. xxi, p. 258.
483. LETHIERRY, L. Voyage de M. E. Simon au Venezuela. *Hémiptères, Homoptères*. Ann. Soc. Ent. Fr. (6) x, pp. 147-160.
484. LÉVEILLÉ, A. Description d'un *Temnochilide* nouveau. Bull. Soc. Ent. Fr. 1890, p. cvii. [*Coleoptera.*]
485. —. Diagnose d'un *Temnochilide* nouveau. *T. c.* p. clxxxiii. [*Coleoptera.*]
486. LEWIS, G. On *Histeride* collected in Cochinchina by M. Delaunay. Ent. M. M. (2) i, p. 106. [*Coleoptera.*]
487. LOENS, H. Zur Psocidenfauna Westfalens. S. E. Z. li, pp. 5-7. [*Neuroptera.*]
488. —. Albinismus bei *Psocus seipunctatus*, L. Ent. Nachr. xvi, p. 49. [*Neuroptera.*]
489. —. Geflügelte *Pyrrhocoris apterus* und ähnliche Erscheinungen bei *Psociden*. *T. c.* pp. 10-12. [*Rhynchota, Neuroptera.*]
490. LØVENDAL, E. A. Oplysninger til Hr. C. V. Prytz's Anmeldelse af *Tontici Danici*. Ent. Med. ii, pp. 128-150. [*Coleoptera.*]
 Cf. PRYTZ, *t. c.* pp. 185 & 186.
491. —. *Phleopthorus rhododactylus*, Marsh. Biologiske Iagttagelser. *T. c.* pp. 196-205. [*Coleoptera.*]
492. LOWNE, B. T. Anatomy, Physiology, Morphology, and Development of the Blowfly (*Calliphora erythrocephala*). Part I. London: 1890, 8vo.
 The work is to be completed in 5 parts; the present one includes 98 pp. Reviewed in Nature, Nov. 27, 1890, p. 77.
493. LUCAS, T. P. Description of a new species of *Iodis*, with remarks on *Pielus imperialis*, Olliff. P. Linn. Soc. N. S. W. (2) iv, pp. 603 & 604. [*Lepidoptera.*]

494. [LUCAS, T. P.] On Queensland and other Australian *Macro-Lepidoptera*, with localities and descriptions of new species. *T. c.* pp. 1065-1099.
495. LUGGER, O. On the migrations of the milkweed Butterfly. *P. E. Soc. Wash. i*, pp. 256-258. [*Lepidoptera*.]
- MAASSEN, P. [See WEYMER & MAASSEN (911).]
496. MABILLE, P. Voyage de M. Ch. Alluaud dans le territoire d'Assinie en juillet et août 1886. *Lépidoptères*, avec des notes sur quelques autres espèces d'Afrique. *Ann. Soc. Ent. Fr. (6) x*, pp. 17-51.
497. —. Descriptions de quatre *Lépidoptères* nouveaux. *T. c.* pp. 52-54.
498. —. Note sur les *Phalena euphemia*, Cr. *Bull. Soc. Ent. Fr. 1890*, pp. cxxii-cxxiv. [*Lepidoptera*.]
499. —. Notes *lépidoptérologiques*. *T. c.* pp. cxlvi-cxlviii.
500. —. *Artaxa charmelanti*, n. sp. *T. c. p. cciv*. [*Lepidoptera*.]
501. —. *Ismene brussaui*, n. sp. *T. c. p. ccxxi*. [*Lepidoptera*.]
- MABILLE. [See also LEBRUN, FAIRMAIRE & MABILLE (476).]
502. MABILLE, P., & VUILLOT, —. *Novitates Lepidopterologicae*. Fasc. I & II. Paris: 1890, 15 pp., 2 pls.
503. MACLACHLAN, R. Two species of *Psocida* new to Britain. *Ent. M. M. (2) i*, p. 269. [*Neuroptera*.]
504. MAGRETTI, P. *Imenotteri* di Siria, raccolti dall' avv^{to} Augusto Medanà, con descrizione di alcune specie nuove. *Ann. Mus. Genov. (2) ix*, pp. 522-548.
505. MANDERS, N. A catalogue of the Rhopalocerous *Lepidoptera* collected in the Shan States, with notes on the country and climate. *Tr. E. Soc. 1890*, pp. 511-539.
506. MARCHAL, C. Coup d'œil sur le Mimétisme chez les Insectes. *Bull. Soc. Saône, iv*, pp. 238-247.
507. —. Dénombrement d'une colonie d'Insectes. *T. c. p. 237*. [*Diptera*.]
- It is calculated that a swarm of *Culex* sp. distributed over a space of 166 hectares, consisted of 4,980,000,000 individuals.
508. MARCHAL, P. Formation d'une espèce par le Parasitisme. Étude sur le *Sphcodes gibbus*. *Rev. Sci. xlv*, pp. 199-204. [*Hyménoptera*.]
509. —. L'Acide urique et la fonction rénale chez les Invertébrés. *Mém. Soc. Zool. Fr. iii*, pp. 31-87. [Insectes, pp. 61-77.]
510. MARTIN, L. *Lepidopterologisches aus Sumatra*. *B. E. Z. xxxv*, pp. 1-10.

A collector's notes:

1890. [VOL. XXVII.]

511. MASKELL, —. On some species of *Psyllidæ* in New Zealand. Tr. N. Z. Inst. xxii, pp. 157-170, pls. x-xii. [*Rhynchota.*]
512. —. On some *Aleurodidae* from New Zealand and Fiji. T. c. pp. 170-176, pl. xiii. [*Rhynchota.*]
513. —. Further notes on *Coccidæ*, with descriptions of new species from Australia, Fiji, and New Zealand. T. c. pp. 133-156, pls. iv-ix.
514. —. On a new Australian *Coccid*. P. Linn. Soc. N.S.W. (2) v, pp. 280-282, pl. xv.
515. —. How do Coccids produce cavities in plants? Ent. M. M. (2) i, pp. 277-280.
516. MATTHEWS, A. Vier neue europäische *Coleopteren*-Arten aus der Familie der *Corylophidæ*. Wien. ent. Z. ix, pp. 151 & 152.
517. MAYER, P. Ueber die Keimbläschen der Fliege. Zool. Anz. xiii, p. 367.
- Relates to Lowne's recently expressed opinion about "gum glands."
518. *MAYET, V. Les Insectes de la Vigne. Montpellier: 1890.
- The Prix Dollfuss has been awarded to the author of this work. Cf. Bull. Soc. Ent. Fr. (6) x, p. xxviii.
519. —. Description d'un *Opatrum* nouveau. Op. cit. 1890, p. civ, [*Coleoptera.*]
520. MAYR, G. *Insecta* in itinere Cl. Przewalskii in Asia Centrali novissime lecta. xvii. *Formiciden* aus Tibet. Hor. Ent. Ross. xxiv, pp. 278-280. [*Hymenoptera.*]
521. MEINERT, F. *Ænigmatias blattoides*, *Dipteron* novum apterum. Ent. Med. ii, pp. 212-226, pl. iv.
522. —. *Ugimyia*-Larven og dens Leie i Silkeormen. T. c. pp. 162-184, pl. iii. [*Diptera.*]
523. —. How does the *Ugimyia*-larva imbed itself in the Silkworm? Ann. Nat. Hist. (6) v, pp. 103-112. [*Diptera.*]
524. —. Larvæ *Luciliæ* sp. in orbita *Bufonis vulgaris*. Ent. Med. ii, pp. 89-96. [*Diptera.*]
525. —. Lidt om Indsamling af Larver. T. c. pp. 187-195.
526. —. Catalogus *Coleopterorum* Danicorum. Fam. *Staphylinidæ*, Pars II. T. c. pp. 227-257.
527. —. *Philornis molesta*, en paa Fugle snyltende *Tachinarie*. Vid. Medd. 1889, pp. 304-317, pl. vi. [*Diptera.*]
- The larva of a fly living in young birds in Brazil.
528. MERRIFIELD, F. Systematic temperature experiments on some *Lepidoptera*, in all their stages. Tr. E. Soc. 1890, pp. 131-159, pls. iv & v.

Experiments as to the effects of abnormal temperature on the vitality in various stages, and on colour of the perfect insect.

529. MEUNIER, F. Description d'une espèce nouvelle ou peu connue de *Bombus* d'Écuador. *J. Sci. Lisb.* (2) ii, p. 66. [*Hymenoptera*.]
530. —. Description d'une nouvelle espèce de *Stelidæ* de l'Afrique occidentale. *Bull. Ent. Ital.* xxi, p. 115. [*Hymenoptera*.]
531. —. Description d'une espèce nouvelle de *Cératine*. *Bull. Soc. Ent. Fr.* 1890, p. cci. [*Hymenoptera*.]
532. MEVES, J. Alfabetiskt register till Entomologisk Tidskrift Årg. 1-10. Stockholm: 1890, 66 pp.
533. MEYRICK, E. On the classification of the *Pyralidina* of the European fauna. *Tr. E. Soc.* 1890, pp. 429-492. [*Lepidoptera*.]
534. —. Descriptions of Australian *Lepidoptera*. Part I. *Xyloryctidæ*. *Tr. R. Soc. S. Austr.* xiii, pp. 23-81.
535. —. Revision of Australian *Lepidoptera*. III. *P. Linn. Soc. N.S.W.* (2) iv, pp. 1117-1216.
This part includes *Heptalidæ* and *Monocteniadæ*.
536. —. Descriptions of Additional Australian *Pyralidina*. *T. c.* pp. 1105-1116. [*Lepidoptera*.]
537. —. Descriptions of New Zealand *Lepidoptera*. *Tr. N. Z. Inst.* xxii, pp. 204-220.
538. MIK, J. *Ugimya sericaria*, Rond., der Parasit des japanischen Seiden-spinners. *Wien. ent. Z.* ix, pp. 309-316. [*Diptera*.]
539. —. Ueber *Toxotrypana curvicauda*, Gerst., und *Mikimya furcifera*, Big. (Ein dipterologischer Beitrag.) *T. c.* pp. 251-254.
540. —. Drei *Cecidomyiden*-Gallen aus Tirol. *T. c.* pp. 233-238, pls. i & ii. [*Diptera*.]
541. —. *Dipterologische* Miscellen. *T. c.* pp. 153-158.
542. —. Ueber die *Dipterologischen* Referate in den Jahrgängen 1882 bis inclusive 1890 der Wiener Entomologischen Zeitung. *T. c.* pp. 281-308.
543. MINCHIN, E. A. Further observations on the dorsal gland in the abdomen of *Periplaneta* and its allies. *Zool. Anz.* xiii, pp. 41-44.
Summary in *J. R. Micr. Soc.* 1890, p. 173.
544. MISKIN, W. H. A revision of the Australian species of *Euplæa*, with synonymic notes and descriptions of new species. *P. Linn. Soc. N.S.W.* (2) iv, pp. 1037-1046. [*Lepidoptera*.]
545. —. Descriptions of hitherto undescribed Australian *Lepidoptera* (*Rhopalocera*) principally *Lycanidæ*. *Op. cit.* v, pp. 29-43.
546. —. A revision of the Australian genus *Ogyris*, with description of a new species. *T. c.* pp. 23-28. [*Lepidoptera*.]

547. MOCSÁRY, A. Additamentum primum ad monographiam *Chrysididarum* orbis terrarum universi. Term. füzetek, xiii, pp. 45-66. [*Hymenoptera.*]
548. MONIEZ, R. Notes sur les Thysanoures. II. Sur un *Ochorutes* qui s'attaque aux champignons de couche. Rev. Biol. ii, p. 365. III. Sur quelques espèces nouvelles ou peu connues, recoltées au Croisic. T. c. pp. 429-433. IV & V. *Op. cit.* iii, pp. 64, &c.
549. —. Acariens et Insectes marins des côtes du Boulonnais. *Op. cit.* ii, pp. 321, &c., &c. [*Thysanura.*]
550. MONTANDON, A.-L. *Hémiptères Héétéroptères* paléarctiques nouveaux. Rev. d'Ent. ix, pp. 174-180.
551. MOORE, F. *Lepidoptera indica*. London: 1890.
Parts 1-5 of this work, including pp. 1-112 and pls. i-xl, bear the date 1890.
552. —. On some Indian *Psychidæ*. J. A. S. B. lix, pt. ii, pp. 262-264. [*Lepidoptera.*]
553. MORAWITZ, A. Entomologische Beiträge. Bull. Ac. Pet. xxxiii, pp. 33-82. [*Coleoptera.*]
1. Zwei neue centralasiatische *Carabus*-Arten. 2. Zur Synonymie einiger *Caraben*.
554. MORAWITZ, F. Insecta a Cl. G. N. Potanin in China et in Mongolia novissime lecta. XIV. *Hymenoptera aculeata*. III. *Apidæ*. Hor. Ent. Ross. xxiv, pp. 349-385.
555. —. *Hymenoptera fossoria* Transcaspica nova. T. c. pp. 570-645.
556. MORGAN, A. C. F. Observations on *Coccidæ*. No. 6, pp. 42-45; No. 8, pp. 226-230. Ent. M. M. [*Rhynchota.*]
- There is no No. 7.
557. MORTON, K. J. Notes on the metamorphoses of British *Leptoceridæ*. No. 1, p. 127; No. 2, p. 181; No. 3, p. 231. *Op. cit.* (2) i. [*Trichoptera.*]
558. MÖSCHLER, H. B. Die *Lepidopteren*-Fauna der Insel Portorico. Zum Druck vorbereitet durch M. Saalmüller. Abh. Senck. Ges. xvi, pp. 69-360, 1 pl.

A great many new species and new genera are described; most of the latter without any more indication of their affinities than is afforded by their position in the list. Descriptions are given of a considerable number of species that have been previously only imperfectly described.

559. MOULT, LE. Le parasite du Hanneton. C.R. cxi, p. 653.

560. MUKERJI NITYA GOPAL. Genesi del Baco da seta. Bull. Ent. Ital. xxii, pp. 203-226.

Opines that the northern part of Bengal was the original home of the silkworm.

561. MURTFELDT, M. E. An interesting *Tineid*. *Ins. Life*, ii, pp. 303-305. [*Lepidoptera*.]
 —. [See also RILEY (687).]
562. NEUMOEGEN, B. New beauties from near and afar. *Ent. Am.* vi, pp. 61-64. [*Lepidoptera*.]
563. —. New species of *Arctians*. *T. c.* p. 173. [*Lepidoptera*.]
564. NEVINSON, B. G. Description of a new species of the genus *Phanæus*. *Ent. M. M.* (2) i, p. 315. [*Coleoptera*.]
565. NICÉVILLE, L. DE. The Butterflies of India, Burmah, and Ceylon. A descriptive handbook of all the known species of Rhopalocerous *Lepidoptera* inhabiting that region, with notices of allied species occurring in the neighbouring countries along the border. Vol. III. Calcutta : 1890, pp. xii & 503, pls. xxv-xxix, and frontispiece.
 This volume is entirely devoted to *Lycænida*.
566. —. On new and little known butterflies from the Indian region, with descriptions of three new genera of *Hesperiidæ*. *J. Bomb. Soc.* v, pp. 199-225, pls. d & e. [*Lepidoptera*.]
567. —. Description of a new *Morphid* butterfly from North-Eastern India. *T. c.* p. 131, pl. c. [*Lepidoptera*.]
568. —. A butterfly destructive to fruit. *Ind. Mus. Notes*, i, pp. 193 & 194. [*Lepidoptera*.]
569. NICKERL, O. *Sphyrorrhina charon*: eine neue *Goliathiden*-Gattung und Art. *S. E. Z.* li, pp. 13-15, pl. [*Coleoptera*.]
570. NONFRIED, A. F. Einige neue *Lamellicornien* aus Kashmir und China. *Deutsche e. Z.* 1890, pp. 89 & 90. [*Coleoptera*.]
571. —. Neue exotische *Coleopteren*. *S. E. Z.* li, pp. 15-20.
572. —. *Coleopterorum species novæ*. *Wien. ent. Z.* ix, pp. 76-78.
573. NUSBAUM, J. Studya nad Morfologija zweierzat. Przyczynek do embryologii maika (*Meloë proscarabæus*, Marsh). *Kosmos Lemberg*, xv, pp. 17-47, &c., pls. i-vii.
 Entirely in the Polish language.
574. —. Zur Frage der Rückenbildung bei den Insekten-embryonen. *Biol. Centralbl.* x, pp. 110-114.
 Account of another mode of dorsal growth in *Meloë*. *Summary J. R. Micr. Soc.* 1890, p. 710.
575. OBERTHUR, C. Études d'entomologie. Treizième livraison. *Lépidoptères des îles Comores, d'Algérie et du Thibet*. 50 pp., 10 pls.
576. —. Description d'une *Mathania* nouvelle. *Bull. Soc. Ent. Fr.* (6) x, p. xx. [*Lepidoptera*.]
577. —. Communications interessant la Faune française des *Lépidoptères*. *T. c.* pp. clxxxvi-clxxxviii.

578. OCKLER, A. Das Krallenglied am Insektenfuss. Ein Beitrag zur Kenntniss von dessen Bau und Funktion. Arch. f. Nat. lvi, i, pp. 222-262, pls. xii & xiii.
Summary in J. R. Micr. Soc. 1891, p. 33.
579. OLLIFF, A. S. New species of *Lampyridæ*, including a notice of the Mt. Wilson Fire fly. P. Linn. Soc. N.S.W. (2) iv, pp. 643-653. [*Coleoptera*.]
580. —. Contributions towards a knowledge of the *Coleoptera* of Australia. *Op. cit.* v, pp. 5-11.
581. —. Stray notes on *Lepidoptera*. *T. c.* pp. 515 & 516.
582. —. On *Rhopalocera* from Mt. Kosciusko, New South Wales. *Op. cit.* iv, pp. 619-624. [*Lepidoptera*.]
583. —. Additions to the Insect-fauna of Lord Howe Island, and descriptions of two new Australian *Coleoptera*. Rec. Austr. Mus. i, pp. 72-76, pl. x.
584. —. On a species of Moth (*Epicrocis terebrans*) destructive to red Cedar and other timber trees in New South Wales. *T. c.* pp. 32-35, pl. ii, [*Lepidoptera*.]
—, [See also ETHERIDGE & OLLIFF (234).]
585. ORMEROD, E. A. British Farm, Forest, Orchard, and Garden pests. Second Edition. London: 1890,
Reviewed Nature, Oct. 23, 1890, pp. 609-612.
OSBORN, H, [See RILEY (687).]
586. OUDEMANS, J. T. *Apterygota* des Indischen Archipels. in Weber. Zool. Ergeb. i, pp. 73-91, pls. vi & vii. [*Thysanura*.]
587. PABST, —. Vergleichung der *Macrolepidopteren*-Fauna von Chemnitz mit der des Leipziger Gebietes, Deutsche e. Z. Lep. iii, pp. 95-127.
588. PACKARD, A. S. Fifth report of the United States Entomological Commission, being a revised and enlarged edition of Bulletin No. 7 on Insects injurious to forest and shade trees, Washington: 1890, pp. viii & 957, 40 pls.
This important work is chiefly devoted to descriptions of the various stages of Insects, and accounts of their habits: an enormous number of species are noticed; the arrangement is phytological. The only new species described are a *Lygus*, by Uhler, and some *Psyllidæ*, by Riley.
589. —. La distribution des Organes du Gout dans les Insectes. C.R. Ass. Fr. Sci. xviii, 2, pp. 592 & 594.

590. [PACKARD, A. S.] Hints on the evolution of the bristles, spines, and tubercles of certain Caterpillars, apparently resulting from a change from low-feeding to arboreal habits ; illustrated by the life-histories of some *Notodontians*. P. Bost. Soc. xxiv, pp. 494-561, pls. iii & iv. [*Lepidoptera*.]
Summary in J. R. Micr. Soc. 1890, p. 711.
591. —. The life-history of *Drepana arcuata*, with remarks on certain structural features of the larva, and on the supposed dimorphism of *Drepana arcuata* and *Dryopteris rosea*. T. c. pp. 482-493. [*Lepidoptera*.]
592. —. Notes on the early stages of two *Sphingidæ*. Psyche, v, pp. 396-401. [*Lepidoptera*.]
593. PAGENSTECHE, A. Beiträge zur *Lepidopteren*-Fauna des Malayischen Archipels. VI. Ueber Schmetterlinge von Ost-Java. JB. Nass. Ver. xliii, pp. 95-110.
594. —. *Heteroceren* der Insel Palawan. Deutsche e. Z. Lep. iii, pp. 1-33. [*Lepidoptera*.]
595. PANKRATH, O. Das Auge der Raupen und Phryganidenlarven. Z. wiss. Zool. xlix, pp. 690-708, pls. xxxiv & xxxv.
He disagrees with many of Landois' observations, and says these eyes are simple eyes, not compound ocelli. The caterpillar used was *Gastropacha rubi*. The Trichopterous insect is not named. Summary in J. R. Micr. Soc. 1890, p. 450.
596. PANTEL, P. J. Notes *Orthoptérologiques*. An. Soc. esp. xix, pp. 335-422, pls. iii & iv. I. Révision monographique du genre *Gryllo-morpha*, Fieb. II. Les *Phasmides* d'Europe et des pays limitrophes. III. Les *Orthoptères* des environs d'Uclés.
597. PATTEN, W. Is the Ommatidium a Hair-bearing Sense Bud? Anat. Anz. v, pp. 353-359.
Summary J. R. Micr. Soc. 1891, p. 32.
598. PÉDASCHENCO, D. Sur la formation de la bandelette germinative chez *Notonecta glauca*. Rev. Sci. Nat. Pet. i, pp. 358-362.
599. PÉREZ, J. Hermann Müller et la coloration de l'appareil collecteur des Abeilles. Mém. Soc. Bord. (3) v, pp. 239-249. [*Hymenoptera*.]
He considers, from an examination of 500 species, that Müller's views on this point are erroneous.
600. —. Sur la Faune apidologique du sud-ouest de la France. C.R. cxi, pp. 991-993.
Remarks on geographical distribution.
601. —. Catalogue des Mellifères du sud-ouest. Act. Soc. L. Bord. xliv, pp. 133-192. [*Hymenoptera*.]
Preceded by a discussion on the geographical distribution of bees.

602. *PETERSEN, W. Fauna baltica. Die Schmetterlinge der Ostseeprovinzen Russlands. Nach der analytischen Methode bearbeitet. Reval: 1890.
Cf. Ent. Nachr. xvi, p. 240.
603. * ——. Die Lepidopteren Fauna des arktischen Gebietes von Europa und die Eiszeit. St. Petersburg: 1887.
Summary, Bull. Ent. Ital. xxii, p. 248.
604. PIAGET, E. Quelques *Pédiculines* nouvelles. Tijdschr. Ent. xxxiii, pp. 223-259, pls. viii-x. [*Mallophaga*.]
605. ——. *Nirmus assimilis*, n. sp. P. E. Soc. 1890, p. xxiii. [*Mallophaga*.]
606. PIC, M. Description d'un *Longicorne* nouveau. Bull. Soc. Ent. Fr. 1890, p. xci. [*Coleoptera*.]
607. ——. Description d'un *Longicorne* nouveau. T. c. p. cxxi. [*Coleoptera*.]
608. PIERS, H. Larva of May Beetle with parasitical fungus. P. N. Scot. Inst. vii, pp. 273-275.
609. PLATEAU, F. Les Myriopodes marins et la résistance des Arthropodes à respiration aérienne à la submersion. J. de l'Anat. Phys. xxvi, pp. 236-269.
Pp. 242-269 give a list of Insects that frequent the shores and suffer submersion.
610. ——. Erreurs commises par des Guêpes et résultant de leur vision confuse. Le Nat. xii, p. 188.
611. ——. Gli organi odoranti dei Lepidopteri della regione Indo-Australiana, secondo gli studii del Dott. ERICH HAASE. Bull. Ent. Ital. xxii, pp. 138-143.
A translation from C.R. Soc. Ent. Belg.
612. POLL, J. R. H. N. VAN DE. Descriptions of two new *Paussidae* from the Malay Islands. Notes Leyd. Mus. xii, pp. 1-4. [*Coleoptera*.]
613. ——. On new or little-known *Batoceridae*. T. c. pp. 5-7. [*Coleoptera*.]
614. ——. On a new *Longicorn* from Madagascar. T. c. p. 8. [*Coleoptera*.]
615. ——. Description of a new *Goliathid* from the Cameroons. T. c. p. 131.
616. ——. Two new species of the *Longicorn* Genus *Aphrodisium*, Thoms. T. c. pp. 155-157. [*Coleoptera*.]
617. ——. Contributions à la Faune entomologique de l'Afrique centrale. C.R. Ent. Belg. 1890, pp. xciv-xcvi. [*Coleoptera*.]

618. POULTON, E. B. The Colours of Animals ; their Meaning and Use especially considered in the case of Insects. London : 1890, International scientific series, vol. lxxviii.

The contents of this volume have been in large part forestalled by papers that have appeared in various journals ; the most novel part is the discussion of variable protective resemblance.

619. —. The external morphology of the *Lepidopterous* Pupa: its relation to that of the other stages, and to the origin and history of metamorphosis. Parts I-III. Tr. L. S. (2) v, pp. 187-212, pls. xx & xxi. Parts IV & v, t. c. pp. 245-263, pls. xxvi & xxvii.
620. PROVANCHER, L. Petite Faune entomologique du Canada. Cinquième ordre, Les *Hémiptères*, pp. 295-354.
Completing the volume.
621. —. Un naturaliste aux îles de la Madeleine. Nat. Canad. xix, pp. 189-248. [*Hymenoptera*.]
622. —. Des Insectes comme aliment. T. c. pp. 114-127.
623. PUTON, A. Une douzaine d'*Hémiptères* nouveaux et notes diverses. Rev. d'Ent. ix, pp. 227-236.
624. QUEDENFELDT, G. Eine neue *Buprestide* aus Ostafrika, B. E. Z. xxxv, p. 135. [*Coleoptera*.]
625. —, Eine neue *Cetonide* aus Ostafrika. T. c. p. 136. [*Coleoptera*.]
626. —. Diagnosen zweier neuen *Tenebrioniden*-Arten aus Tripolitanien. Ent. Nachr. xvi, pp. 63 & 64. [*Coleoptera*.]
627. —. *Pelecium drakei*, n. sp., aus der *Coleopteren*-Tribus der *Stomiden*. T. c. p. 302.
628. QUEDENFELDT, M. *Akis schweinfurthi*, n. sp. B. E. Z. xxxv, p. 139. [*Coleoptera*.]
629. RADOSZKOWSKI, O. *Hymenoptères* de Korée. Hor. Ent. Ross. xxiv, pp. 229-232.
630. —. *Hyménoptères* recoltés sur le mont Ararat. T. c. pp. 502-510.
631. RAFFRAY, A. Étude sur les *Pselaphides*. Rev. d'Ent. ix, pp. 1-28, &c., &c. [*Coleoptera*.]
The number of species described has increased from 450 in the year 1868 to upwards of 1800, and the genera to more than 250. These latter are tabulated, the morphology and distribution sketched, and a new classification proposed.
632. —. Voyage de M. E. Simon au Venezuela. *Pselaphides*, Ann. Soc. Ent. Fr. (6) x, pp. 297-330, pl. vi. [*Coleoptera*.]
633. —. Description d'une nouvelle espèce de *Pselaphida*. Bull. Soc. Ent. Fr. 1890, p. cciv. [*Coleoptera*.]

634. RAGONOT, E. L. Essai sur la classification des *Pyrallites*. Ann. Soc. Ent. Fr. (6) x, pp. 435-546, pls. vii & viii. [*Lepidoptera*.]
635. —. Description de trois nouveaux genres et d'une espèce de *Phycites* de l'Amérique septentrionale. Bull. Soc. Ent. Fr. (6) x, pp. vii & viii. [*Lepidoptera*.]
636. —. Notes sur les *Pyrallites*. *T. c.* pp. xcii & xciii. [*Lepidoptera*.]
637. —. Diagnoses de quelques nouvelles espèces de *Phycites*. *T. c.* pp. cix & cx. [*Lepidoptera*.]
638. —. Diagnoses d'espèces nouvelles de *Phycites*. *T. c.* pp. ccxiii & ccxiv. [*Lepidoptera*.]
639. RASPAIL, X. Sur la destruction des œufs du *Liparis dispar* par un Acarien. Bull. Soc. Z. Fr. xv, pp. 94 & 95. [*Lepidoptera*.]
640. —. Note sur la Mouche parasite des plantes potagères du genre *Allium*. *T. c.* pp. 147 & 148. [*Diptera*.]
641. RÄTZER, —. *Lepidopterologische Nachlese*. MT. Schw. ent. Ges. viii, pp. 220-229.
642. *REDTENBACHER, J. Die *Dermapteren* und *Orthopteren* des Erzherzogthumes Oesterreich, mit Berücksichtigung einiger Arten aus benachbarten Ländern. Vienna: 1889, 66 pp., 1 pl.
Cf. Wien. ent. Z. ix, p. 39.
643. RÉGIMBART, —. Enumération des *Haliplidæ*, *Dytiscidæ*, et *Gyrinidæ*, recueillis par M. le Prof. L. Balzan dans l'Amérique meridionale, et description de quelques autres espèces voisines. Ann. Mus. Genov. (2) vii, pp. 256-267. [*Coleoptera*.]
644. REITTER, E. *Coleopterologische Ergebnisse* der im Jahre 1886 und 1887 in Transcaspien von Dr. G. Radde, Dr. A. Walter, und A. Konchin ausgeführten Expedition. Verh. Ver. Brünn. xxvii, pp. 95-133.
Some of the descriptions are by WEISE.
645. —. Drei neue *Silphiden* aus Italien. Ann. Mus. Genov. (2) vii, pp. 293 & 294. [*Coleoptera*.]
646. —. Neue analytische Uebersicht der bekannten Arten der *Coleopteren*-Gattung *Omophlus*. Deutsche e. Z. 1890, pp. 33-52.
647. —. Analytische Revision der *Coleopteren*-Gattung *Amphicoma*. *T. c.* pp. 53-64.
648. —. Neue *Coleopteren* aus Europa, den angrenzenden Ländern, und Sibirien, mit Bemerkungen über bekannte Arten. Neunter Theil, pp. 145-164; Zehnter Theil, pp. 165-176; Elfter Theil, pp. 385-396. *T. c.*
649. —. Uebersicht der bekannten *Meleus*-Arten aus Europa. *T. c.* pp. 94-96. [*Coleoptera*.]

650. [REITTER, E.] Analytische Uebersicht der bekannten *Lethrus*-Arten. *T. c.* pp. 288–295. [*Coleoptera.*]
651. —. Revision der Arten der *Coleopteren*-Gattung *Hoplia*, Ill., aus der paläarktischen Fauna. *T. c.* pp. 375–383.
652. —. *Coleopterologische* Notizen. xxxiv–xxxix. Wien. ent. Z. ix, pp. 13, &c.
653. —. Uebersicht der Arten der *Coleopteren*-Gattung *Polyphylla*, Harr., aus der paläarktischen Region. *T. c.* pp. 21 & 22.
654. —. Uebersicht der Arten der *Coleopteren*-Gattung *Anoxia*, Lap., aus Europa und den angrenzenden Ländern. *T. c.* pp. 105–107.
655. —. Zusätze und Ergänzungen zu meiner Uebersicht der Arten der *Coleopteren*-Gattung *Anoxia*, Lap., aus Europa und den angrenzenden Ländern. *T. c.* pp. 173–176.
656. —. Eine neue behaarte *Meloë*-Art aus Turkestan. *T. c.* p. 152. [*Coleoptera.*]
657. —. Beschreibungen neuer *Coleopteren* aus Europa, dem Kaukasus, Russisch-Armenien und Turkestan. *T. c.* pp. 189–198.
658. —. Uebersicht der mir bekannten *Mallosia*-Arten. *T. c.* pp. 241 & 242. [*Coleoptera.*]
659. —. Uebersicht der mir bekannten *Cartodere*-Arten aus Europa und den angrenzenden Ländern. *T. c.* pp. 243–246. [*Coleoptera.*]
660. —. Ueber die mit *Toxotus meridianus*, Panz., verwandten *Coleopteren*-Arten. *T. c.* pp. 249 & 250.
661. —. Ueber *Silvanus surinamensis*, L., und Verwandte. *T. c.* p. 255. [*Coleoptera.*]
662. —. Uebersicht der *Cteniopus*-Arten aus Europa und den angrenzenden Ländern. *T. c.* pp. 256–258. [*Coleoptera.*]
663. —. Uebersicht der bekannten *Hymenoptilia*-Arten. *T. c.* pp. 259–263. [*Coleoptera.*]
664. —. Revision der Arten der *Coleopteren*-Gattung *Triodonta*, Muls., aus der paläarktischen Fauna. Ent. Nachr. xvi, pp. 65–69.
665. —. Eine neue mit *Athous* verwandte *Elateriden*-Gattung aus russisch Armenien. *T. c.* p. 247. [*Coleoptera.*]
666. —. Uebersicht der bekannten Arten der *Coleopteren*-Gattung *Athous* aus dem Kaukasus. *T. c.* pp. 241–247.
667. —. Ein neuer *Athous* aus Montenegro. *T. c.* p. 249. [*Coleoptera.*]
668. —. Uebersicht der trispinosen *Sphenoptera*-Arten aus Europa und dem Kaukasus. *T. c.* pp. 276–282. [*Coleoptera.*]
669. —. Uebersicht der mir bekannten Arten der *Coleopteren*-Gattung *Acmaodera*, Esch., aus Europa und den angrenzenden Ländern. *T. c.* pp. 337–347.

670. REITTER, E., & CROISSANDEAU, F. *Conspectus Scydmanidarum* quas Lotharius Hetschko in Brasilia meridionali prope Blumenau collegit. *Nat. Sicil.* ix, pp. 216-220. [*Coleoptera.*]
 —. [See also HEYDEN (361).]
671. REUTER, O. M. *Capsidæ* sicilianæ novæ et minus cognitæ. *Nat. Sicil.* x, pp. 1-4. [*Rhynchota.*]
672. —. Description d'un Lygeide nouveau. *Rev. d'Ent.* ix, p. 192. [*Rhynchota.*]
673. —. *Capsidæ* novæ e Rossia meridionali descriptæ. *T. c.* pp. 246-248. [*Rhynchota.*]
674. —. Adnotationes *Hemipterologicae*. *T. c.* pp. 248-254.
675. —. *Capsidæ* novæ ex Africa boreali. *T. c.* p. 255. [*Rhynchota.*]
676. —. Notes sur quelques *Hémiptères* de Madère. *T. c.* pp. 260-262.
677. —. *Conspectus specierum generis Mustha*. *T. c.* pp. 262-264. [*Rhynchota.*]
678. —. Ad cognitionem *Nabidarum*. *T. c.* pp. 289-309. [*Rhynchota.*]
679. REY, C. Observations sur quelques *Hémiptères* et descriptions d'espèces nouvelles ou peu connues. *T. c.* pp. 29-31.
680. —. Note sur le genre *Phaleria*. *T. c.* pp. 327-329. [*Coleoptera.*]
681. RIBBE, C. Einige Beobachtungen über die Lebensweise von *Ornithoptera*. *Deutsche e. Z. Lep.* iii, pp. 37-44. [*Lepidoptera.*]
682. RICHARDSON, N. M. Description of a *Gelechia* (*portlandicella*) new to science from Portland. *Ent. M. M.* (2) i, p. 29. [*Lepidoptera.*]
683. —. Description of a *Nepticula* (*aurmarginella*) new to science from near Weymouth. *T. c.* p. 30. [*Lepidoptera.*]
684. RICHTER, —. Zwei neue *Buprestiden* aus dem malaischen Archipel. *B. E. Z.* xxxv, pp. 133 & 134. [*Coleoptera.*]
685. RICHTER, P. *Agestrata lata*, n. sp. *T. c.* p. 138. [*Coleoptera.*]
686. RILEY, C. V. Report of the Entomologist for the year 1889. U. S. Dept. Agr. Ann. Rep. 1889, pp. 331-360, 6 pls.
687. —. Reports of observations and experiments in the practical work of the division made under the direction of the Entomologist. U. S. Dept. of Agr., Div. of Ent., Bulletin No. 22.

Contents: COQUILLET, D. W., Report on various methods for destroying the Red Scale of California. OSBORN, H., Report on insects of the season in Java. WEBSTER, F. M., Report on observations upon insects affecting grains. MURTFELDT, M. E., Entomological notes from Missouri for the season 1889. KOEBELE, A., Report on California insects. BRUNER, L., Report on Nebraska insects.

688. [RILEY, C. V.] The insectivorous habits of the English Sparrow. Bull. No. 1 U. S. Dept. of Agr., Div. Ec. Ornith. & Mamm. pp. 111-133.

Concludes that *Passer domesticus* is very injurious to agriculture.

689. —. Note on the importation and colonisation of Parasites and other natural Enemies of Insects injurious to Vegetation. Rep. Brit. Ass. 1889, pp. 640 & 641.
690. —. *Platypsyllus*: Egg and ultimate Larva. Ent. Am. vi, pp. 27-30. [Coleoptera.]
691. —. Some insect pests of the household. III. The true Clothes-moths. Ins. Life, ii, pp. 211-215. iv. Cockroaches, pp. 266-269.
692. —. An Australian *Hymenopterous* Parasite of the Fluted Scale. T. c. pp. 248 & 249.
693. —. The insect collection of a large Museum. T. c. pp. 342-346.
694. —. The Rose-chafer. T. c. pp. 295-301. [Coleoptera.]

[See also PACKARD (588).]

695. RILEY & HOWARD. Some of the bred Parasitic *Hymenoptera* in the National Collection. Ins. Life, ii, pp. 348-353; iii, pp. 15-18, & 151-158.

The insects from which they were bred are mentioned.

696. — & —. Some new *Iceryas*. Op. cit. iii, pp. 92-106. [Coccida.]
697. RIPPON, H. F. *Icones Ornithopterorum*: a monograph of the Rhopalocerous genus *Ornithoptera*, or bird-wing butterflies. Parts I & II. London: 1890.
698. RITSEMA, C. A new African *Myodites*-species. Notes Leyd. Mus. x, p. 12. [Coleoptera.]
699. —. Description of three new species of Malayan *Longicornia*. T. c. pp. 135-139. [Coleoptera.]
700. —. On some species of the genus *Pachyteria* from the old collection of Thomson. T. c. pp. 163-173. [Coleoptera.]
701. —. Three new Malayan *Longicorn* Coleoptera. T. c. pp. 247-252.
702. RITTER, E. Die Entwicklung der Geschlechtsorgane und des Darmes bei *Chironomus*. Z. wiss. Zool. I, pp. 408-427, pl. xvi. Summary in J. R. Micr. Soc. 1891, p. 183.
703. RIVERS, J. J. Habits in the life-history of *Pleocoma behrensii*. Zoe, i, pp. 24-26. [Coleoptera.]
704. —. Description of a new *Cychnus*. Ent. Am. vi, p. 71. [Coleoptera.]
Horn adds description of a second species.
705. —. Three new species of *Coleoptera*. T. c. p. 111.

706. ROBERTSON, C. New North American bees of the genera *Halictus* and *Prosopis*. Tr. Am. Ent. Soc. xvii, pp. 315-318. [*Hymenoptera*.]
707. RÖDER, V. v. Zwei neue nordamerikanische *Dipteren*. Wien. ent. Z. ix, pp. 230 & 232.
708. RODZIANKO, B. H. Sur les *Odonates* des gouvernements de Poltawa et de Kharkow. Trudui Kharkoff Univ. xxii, pp. 209-224.
709. —. Notes sur les *Orthoptères*. T. c. pp. 257-264, pl. ii.
710. ROELOFS, W. Description d'une espèce nouvelle du genre *Ectatorhinus*. Notes Leyd. Mus. xii, p. 207. [*Coleoptera*.]
711. —. Description de deux espèces nouvelles du genre *Poteriophorus*. T. c. pp. 238 & 239. [*Coleoptera*.]
712. ROMANOFF, N. M. Mémoires sur les *Lépidoptères*. Tome IV. St. Petersburg: 1890, pp. xvii & 577, 21 pls., and map.
This volume is entirely by Gr. Groum-Grshimaïlo, and has a second title, "Le Pamir et sa faune Lépidoptérologique."
713. ROUSSEAU, E. Essai sur les *Malacodermes* de Belgique. Ann. Ent. Belg. xxxiv, pp. 136-182. [*Coleoptera*.]
ROVELLI. [See GRASSI & ROVELLI (324).]
714. RÜBSAAMEN, E. H. Die Gallmücken und Gallen des Siegerlandes. Verh. Ver. Rheinl. xlvii, pp. 18-58, pls. i-iii. [*Diptera*.]
715. —. Beschreibung einer an *Sanguisorba officinalis* aufgefundenen Mückengalle und der aus dieser Galle gezogenen Mücken. Wien. ent. Z. ix, pp. 25-28. [*Diptera*.]
716. —. *Cecidomyia pseudococcus*, Th. Imago und Puppe. Verh. z.-b. Wien, xl, pp. 307-310, pl. vi. [*Diptera*.]
[Cf. THOMAS (849).]
717. SABATIER, A. De la Spermatogénèse chez les *Locustides*. C.R. cxi, pp. 797-799.
Summary in J. R. Micr. Soc. 1891, p. 36.
718. SAJÓ, K. A marokkoi saska Magyarországon. Termes Köz. xxii, pp. 225-256. [*Orthoptera*.]
This memoir, in the Hungarian language, apparently relates to the habits of *Stauronotus maroccanus*.
SALVIN, O. [See GODMAN & SALVIN (317, 405).]
719. SANDBERG, G. Et tilfælde af *Coleopterlarvers* tilhold i Tarmkanalen hos et menneske. Ent. Tidskr. xi, pp. 76-80.
Larvæ of *Agrypnus murinus* supposed to have remained two years in stomach of a child.
720. SAULCY, F. DE. Description d'un nouveau *Scydmenide* français. Bull. Soc. Ent. Fr. (6) x, p. xxxiv. [*Coleoptera*.]

721. SAUNDERS, E. Catalogue of British *Hymenoptera (Aculeata)*. Perth : 1890, 8 pp.
722. —. On the Tongues of the British *Anthophila*. J. L. S. xxiii, pp. 410-432, pls. iii-x. [*Hymenoptera*.]
723. —. Aculeate *Hymenoptera* collected by J. J. Walker, Esq., at Gibraltar and in North Africa. Part i, pp. 201-205 ; pt. ii, pp. 289-291. Ent. M. M. (2) i.
724. SAUNDERS, E., & EDWARDS, J. Catalogue of British *Hemiptera : Heteroptera* by Edward Saunders ; *Homoptera* by Jas. Edwards. Perth : 1890, 16 pp.
725. SCHÄFFER, C. Ueber die Bauchdrüsen der Raupen. Zool. Anz. xiii, pp. 9-11. [*Lepidoptera*.]
726. SCHAUFUSS, C. Ein neuer *Pselaphid*. Ent. Nachr. xvi, p. 139. [*Coleoptera*.]
727. SCHAUFUSS, L. W. System-Schema der *Pselaphiden*, ein Blick in die Vorzeit, in die Gegenwart und in die Zukunft. Tijdschr. Ent. xxxiii, pp. 101-162, pls. ii-vi. [*Coleoptera*.]
Chiefly occupied with species found in amber on the coasts of the Baltic sea : these are much more numerous than the species at present living there.
728. —. Eine *Staphylinen*-gattung aus dem baltischen Bernsteine. Ent. Nachr. xvi, p. 69. [*Coleoptera*.]
729. —. Zwei neue Wasserkäfer-Arten. T. c. p. 62. [*Coleoptera*.]
730. SCHAUS, W., JR. New species of Mexican *Lepidoptera*. Ent. Am. vi, pp. 18-20 & 45-47.
731. —. Description of *Eterusia urania*, n. sp. Ent. Am. vi, p. 39. [*Lepidoptera*.]
732. SCHEVYREW, I. Liste des espèce du genre *Scolytus* de la collection de l'Académie Impériale des sciences de St. Pétersbourg. Bull. Ac. Pet. xxxiii, pp. 469-471. [*Coleoptera*.]
733. SCHILDE, J. Schach dem Darwinismus. Berlin : 1890, 360 pp.
A criticism of the theoretical views of some entomological Darwinians. The work forms vol. xxxiv of B. E. Z., though it is not so stated on the title-page.
734. SCHIMKEWITSCH, W. Sur la signification de Cellules Vitellines chez les Trachéates. Zool. Anz. xiii, pp. 399-404.
Relates to the development of the mesenteric cavity.
735. SCHLETTERER, A. Die Bienen-Gattung *Dasygoda*, Latr. B. E. Z. xxxv, pp. 11-56, pl. i. [*Hymenoptera*.]
736. —. Die Gruppe der *Hymenopteren*-Gattungen *Leucospis*, Fab., *Polistomorpha*, Westw., und *Marres*, Wlk. T. c. pp. 141-302, pls. v & vi.

737. [SCHLETTNER, A.] *Apidarum* species novæ descriptæ. Ent. Nachr. xvi, pp. 225-238. [*Hymenoptera.*]
738. SCHMIDT, J. Neue und bekannte *Histeriden* aus dem europäischen und asiatischen Russland. Hor. Ent. Ross. xxiv, pp. 1-20. [*Coleoptera.*]
739. ——. Descrizione di una nuova specie di *Histeridæ*. Ann. Mus. Genov. (2) vii, p. 112. [*Coleoptera.*]
740. ——. Neue *Histeriden*. Ent. Nachr. xvi, pp. 39-46 & 50-57. [*Coleoptera.*]
741. ——. Neun neue *Saprinus* aus der Gruppe des *metallescens* und *rufipes*. Deutsche e. Z. 1890, pp. 81-87. [*Coleoptera.*]
742. SCHMIEDEKNECHT, O. Die Gattungen und Arten der *Cryptinen* revidirt und tabellarisch zusammengestellt. Ent. Nachr. xvi, pp. 81-88, 97-107, 113-123, 129-135, & 145-150. [*Hymenoptera.*]
743. SCHNABL, J. Ein merkwürdiger *Dipteren*-Zwitter. Wien. ent. Z. ix, pp. 177-181.
744. ——. Addition à mes travaux sur le genre *Aricia*, s; lat. Hor. Ent. Ross. xxiv, pp. 263-277. [*Diptera.*]
745. ——. Caracteres essentielles nonnullorum generum subgenerumque *Anthomyidarum*. T. c. pp. 493-501. [*Diptera.*]
746. SCHNEIDER, J. SPARRE. Oversigt over de i Norges arktiske region hidtil fudne *Coleoptera*. Tromsø Mus. Aarsh. xi, pp. 81-184, & xii, pp. 2-90.
747. *SCHUCH, G. Anleitung zum Anlegen und Ordnen einer Insekten-sammlung für Anfänger in der Entomologie nebst systematischen Katalog der häufigsten Insekten Deutschlands und der Schweiz. Zurich: 1889, 8vo, 96 pp.
748. ——. Fauna insectorum Helvetiæ. *Diptera*. Die Familien der Fliegen und die Genera und Species der Waffenfliegen, Bremsen, Schwebfliegen, und Raubfliegen: Schaffhausen: 1890.
Issued in connection with MT. Schw. ent. Ges.
749. SCHÖNFELDT, H. VON. Ein Beitrag zur *Coleopteren*-fauna der Liu-Kiu Inseln. Ent. Nachr. xvi, pp. 168-175.
750. SCHWARZ, E. A. Notes on the comparative Vitality of Insects in cold water. P. E. Soc. Wash. i, pp. 208-215.
751. ——. On the *Coleoptera* common to North America and other countries. T. c. pp. 182-194.
752. ——. Myrmecophilous *Coleoptera* found in temperate North America. T. c. pp. 237-247.
753. SCOTT, A. W. Australian *Lepidoptera*. Sydney: 1890, vol. ii, pt. 1.
Edited and revised by A. SIDNEY OLLIFF & HELENA FORDE.

754. SCUDDER, S. H. The Fossil Insects of North America, with notes on some European species. In two volumes. Vol. I. The Pre-tertiary Insects; 455 pp., 35 pls. Vol. II. The Tertiary Insects; 663 pp., 28 pls. New York: 4to, 1890.

The first volume is a reprint of papers that have appeared elsewhere, but the second is new, and contains an account of Insects found at Florissant, with descriptions of a great many new species and genera. The forms found at Florissant of the orders *Coleoptera*, *Diptera*, *Lepidoptera*, and *Hymenoptera*, are not here worked out.

755. ——. The Fossil Butterflies of Florissant. Rep. U. S. Geol. Surv. viii, pt. i, pp. 433-472, pls. lii & liii. [*Lepidoptera*.]

756. ——. New types of Cockroaches from the Carboniferous Deposits of the United States. Mem. Bost. Soc. iv, pp. 401-415, pls. xxxi & xxxii. [*Orthoptera*.]

757. ——. The Insects of the Triassic Beds at Fairplay, Colorado. *T. c.* pp. 457-472, pls. xli & xlii.

Mostly *Blattida*, but also a few *Homoptera*.

758. ——. Remains of *Coleoptera* in the Interglacial clays of Scarboro', Ontario. P. Bost. Soc. xxiv, pp. 467 & 468.

759. ——. Physiognomy of the American Tertiary *Hemiptera*. *T. c.* pp. 562-579.

760. ——. The work of a decade upon Fossil Insects. *Psyche*, v, pp. 287-295.

761. ——. Some genera of *Ædipodida* rescued from the *Trysalida*. *T. c.* pp. 431-442. [*Orthoptera*.]

762. ——. Diary of a hibernating Butterfly. *T. c.* pp. 330-332. [*Lepidoptera*.]

Evanessa antiopa.

763. SEIDLITZ, G. Fauna baltica. Die Käfer der Ostseeprovinzen Russlands. Lief. v, Gatt., pp. 129-160; Arten, pp. 513-608. Lief. vi, Fam., pp. xlix-lvi; Gatt., pp. 161-192. Arten u. Register, pp. 609-818. [*Coleoptera*.]

These parts complete the work. The index is a remarkably full and good one: and its preparation delayed the appearance of the 6th Lieferung until the early part of 1891.

764. ——. Fauna transsylvanica. Die Käfer Siebenbürgens. Lief. v & vi, pp. xlix-lvi, 129-192, & 545-914. [*Coleoptera*.]

A reprint of the Fauna baltica, with the requisite alterations in the tables.

765. SEITZ, A. Allgemeine Biologie der Schmetterlinge. Zool. Jahrb. Abth. f. Syst. v, pp. 281-343. [*Lepidoptera.*]
 Relates to geographical distribution and the means of dispersal ; and the influence of climatic conditions on the biology of *Lepidoptera*. Brief summary in J. R. Micr. Soc. 1890, p. 712.
766. —. Ein Sammeltag in Hong-Kong. S. E. Z. li, pp. 119-126. [*Lepidoptera.*]
767. —. Die Schmetterlingswelt des Monte Corcovado. *T. c.* pp. 2-5, 28-35, 89-99, & 258-266. [*Lepidoptera.*]
 Includes interesting observations on the habits of Butterflies, and on resemblances between different insects.
768. SELYS-LONGCHAMPS, E. DE. Causeries *Odonatologiques*. C.R. Ent. Belg. 1890. No. 1, pp. cxv-cxx ; No. 2, pp. clvii-clxiv.
 No. 2 includes a review of Kirby's Catalogue of *Odonata*.
769. —. *Odonates* de Sumatra comprenant les espèces recueillies à Pulo Nias par M. le Dr. E. Modigliani. Ann. Mus. Genov. (2) vii, pp. 444-484. [*Neuroptera.*]
770. SEMENOW, A. Diagnoses *Coleopterorum* novorum ex Asia centrali et orientali. Hor. Ent. Ross. xxiv, pp. 193-226.
771. —. Ueber die Gattungen *Adoretus*, Cast., und *Pseudadoretus*, m. Wien. ent. Z. ix, pp. 1-7. [*Coleoptera.*]
772. SEMPER, E. Reisen im Archipel der Philippinen von Dr. C. Semper. Die Tagfalter. Lief. 5, pp. 175-238, pls. v & xxxiii-xxxviii. [*Lepidoptera.*]
773. SENATOR, H. Living Fly Larvæ in the Stomach and Mouth. J. R. Micr. Soc. 1890, p. 717.
774. SENNA, A. Contribuzioni allo studio dei *Brentidi*. Bull. Ent. Ital. xxi, pp. 101-109. [*Coleoptera.*]
775. —. Nozze tra Farfalle. *Op. cit.* xxii, pp. 108-110. [*Lepidoptera.*]
776. SEVERIN, G. Description d'une nouvelle espèce du genre *Platynectes*, Regt. C.R. Ent. Belg. 1890, p. xcvi. [*Coleoptera.*]
777. —. Liste des *Coléoptères* aquatiques recueillis par M. le Dr. Platteuw aux îles de Sumatra et de Borneo. *T. c.* pp. xvii & xviii.
778. —. Note sur les *Hydrocanthares* du Chota-Nagpore. *T. c.* pp. clxxxvi-ccxciv. [*Coleoptera.*]
779. SHARP, D. On some aquatic *Coleoptera* from Ceylon. Tr. E. Soc. 1890, pp. 339-359.
780. —. On the structure of the terminal segment in some male *Hemiptera*. *T. c.* pp. 399-427, pls. xii-xiv.
781. —. A new genus and two new species of Australian *Lamelliscorns*. *Ins. Life*, ii, p. 302. [*Coleoptera.*]
 —. [See also GODMAN & SALVIN (317).]

782. SHARPE, E. M. On a Collection of *Lepidoptera* made by Mr. Edmund Reynolds on the Rivers Tocantins and Araguaya and in the province of Goyaz, Brazil. P. Z. S. 1890, pp. 552-577, pl. xlvii.
783. —. Descriptions of new species of East African Butterflies. Ann. N. H. (6) v, pp. 335 & 336. [*Lepidoptera*.]
784. —. Further descriptions of Butterflies and Moths collected by Mr. F. J. Jackson in Eastern Africa. T. c. pp. 440-443. [*Lepidoptera*.]
785. —. On some new Species of African *Lycanidæ* in the Collection of Philip Crowley, Esq. Op. cit. vi, pp. 103-106. [*Lepidoptera*.]
786. —. Descriptions of some new Species of African Butterflies in the Collection of Captain G. E. Shelley. T. c. pp. 346-349. [*Lepidoptera*.]
- SIMPSON, H. W. [See JAMESON (405).]
787. SINTENIS, F. Eine neue *Agromyzine*, *Phytomyza ursula*, n. sp. Wien. ent. Z. ix, p. 103. [*Diptera*.]
788. —. Tanzende Mücken. SB. Ges. Dorp. x, pp. 58-62. [*Diptera*.]
789. SKINNER, H. A new *Pamphila*. Ent. Am. vi, p. 138. [*Lepidoptera*.]
790. —. Notes on Butterflies found at Cape May, N. J., with description of a new species of *Pamphila*. Ent. News, i, pp. 6-9. [*Lepidoptera*.]
791. SKUSE, F. A. A. *Diptera* of Australia. Part VII. The *Tipulidæ brevipalpi*. P. Linn. Soc. N.S.W. (2) iv, pp. 757-892, pls. xxi-xxiv. Part VIII. The *Tipulidæ longipalpi*. Op. cit. (2) v, pp. 53-139, pls. iv-vi.
Reviewed by BERGROTH, Wien. ent. Z. ix, pp. 122 & 123.
792. —. *Diptera* of Australia. *Nematocera*. Supplement I. T. c. pp. 372-412, pl. xvi. Supplement II. T. c. pp. 595-640, pl. xix.
Commences supplementary descriptions, with observations on parts already treated.
793. SLOANE, T. G. Studies in Australian Entomology. No. II. Six new species of *Carabidæ*. P. Linn. Soc. N.S.W. (2) iv, pp. 1288-1296. [*Coleoptera*.]
794. —. Studies in Australian Entomology. No. III. On *Promecodorus* and closely allied genera. Op. cit. v, pp. 189-242. [*Coleoptera*.]
795. —. Studies in Australian Entomology. No. IV. New genera and species of *Carabidæ*. T. c. pp. 641-653. [*Coleoptera*.]
796. —. Report on a Zoological Collection from British New Guinea. Part II. *Coleoptera* (*Cicindelidæ*, *Carabidæ*, *Buprestidæ*). Rec. Austr. Mus. i, pp. 102-104.
797. SMITH, E. F. The black peach *Aphis*. Ent. Am. vi, pp. 101-103 & 201-208. [*Rhynchota*.]

798. SMITH, H. G. A list of the Butterflies collected by Mr. William Bonny on the journey with Mr. Stanley from Yambuya on the Aruwimi River through the great Forest of Central Africa; with descriptions of nine new species. P. Z. S. 1890, pp. 463-473. [*Lepidoptera.*]
799. —. Descriptions of two new species of *Acræa* from Mombasa. Ann. N. H. (6) v, pp. 167 & 168. [*Lepidoptera.*]
800. —. Descriptions of three new species of Butterflies from New Ireland, captured by the Rev. H. H. Ricard, in the Collection of H. Grose-Smith. T. c. pp. 170 & 171. [*Lepidoptera.*]
801. —. Description of a new *Papilio* from the West Coast of Africa. T. c. p. 224. [*Lepidoptera.*]
802. SMITH, H. G., & KIRBY, W. F. *Rhopalocera exotica*. Pts. XI-XIV.
803. SMITH, J. B. A contribution toward a knowledge of the mouth-parts of the *Diptera*. Tr. Am. Ent. Soc. xvii, pp. 319-339.
804. —. Contributions toward a monograph of the *Noctuidæ* of temperate North America; Revision of some *Teniocampid* genera. P. U. S. Nat. Mus. xii, pp. 455-496, pls. xxii & xxiii. [*Lepidoptera.*]
805. —. Contribution toward a monograph of the Insects of the *Lepidopterous* family *Noctuidæ*, of temperate North America. Revision of the species of the genus *Agrotis*. Bull. U. S. Nat. Mus., No. 38, 237 pp., 5 pls.
- Agrotis* is dissolved into several genera, the primary division being whether the fore-tibiæ are spinose or not.
806. —. Descriptions of some new species of *Agrotis*. Tr. Am. Ent. Soc. xvii, pp. 41-51. [*Lepidoptera.*]
807. —. A new species of *Feralia*. Ent. Am. vi, p. 26. [*Lepidoptera.*]
808. —. A new species of *Oncocnemis*. T. c. p. 30. [*Lepidoptera.*]
809. —. A new species of *Agrotis*. T. c. p. 76. [*Lepidoptera.*]
810. —. A new species of *Botis*. T. c. p. 88. [*Lepidoptera.*]
811. —. New species of *Teniocampini*. T. c. pp. 121-125. [*Lepidoptera.*]
812. —. A new species of *Plagiomicus*. T. c. p. 139. [*Lepidoptera.*]
813. —. A new *Bombycia*. T. c. p. 179. [*Lepidoptera.*]
814. —. A new *Morrisonia*. T. c. p. 212. [*Lepidoptera.*]
815. —. A new *Copipanolis*. T. c. p. 220. [*Lepidoptera.*]
816. —. Notes on the structure and history of *Hæmatobia serrata*. Psyche, v, pp. 343-347. [*Diptera.*]
817. —. Notes on some *Aphid* structures. T. c. pp. 409-414. [*Rhynchota.*]

818. SNELLEN, P. C. T. A catalogue of the *Pyrilidina* of Sikkim collected by Henry J. Elwes and the late Otto Möller, with notes by H. J. Elwes. Tr. E. Soc. 1890, pp. 557-647, pls. xix & xx. [*Lepidoptera*.]
Includes 253 species. The plates deserve special commendation.
819. —. *Papilio van de polli*, n. sp. Tijdschr. Ent. xxxiii, pp. 22-26. [*Lepidoptera*.]
820. —. *Euplœa gelderi*, n. sp. T. c. p. 98. [*Lepidoptera*.]
821. —. Aanteekening over de beide inlandische en over drie Javaansche soorten van het genus *Hyphenodes* Guen. T. c. pp. 163-179, pl. vii. [*Lepidoptera*.]
822. —. Lijst van *Lepidoptera* op Sumatra verzameld door den heer H. B. van Rhijn. T. c. pp. 215-222.
823. —. Aanteekeningen over de *Lepidoptera* van het eiland Tanah-Djampea bij Celebes. T. c. pp. 267-278, pl. xi.
824. —. Aanteekeningen over de *Lepidoptera* van het eiland Belitoeng (Billiton). T. c. pp. 279-310, pl. xii.
825. SOUTH, R. Additions to the British List of *Deltoids*, *Pyrilides*, and *Crambi*, since 1859. Ent. xxiii, pp. 269-278, 297-305, & 327-337, pls. iii & iv. [*Lepidoptera*.]
826. SPULER, A. Zur Phylogenie der einheimischen *Apatura*-Arten. S. E. Z. li, pp. 267-280, pl. iB. [*Lepidoptera*.]
827. STAINTON, H. T. Description of the *Micropteryx* of the hazel (*M. kaltenschachii*). Ent. M. M. (2) i, p. 31. [*Lepidoptera*.]
828. —. Description of *Tinagma betulæ*, n. sp. T. c. p. 264. [*Lepidoptera*.]
829. STANDFUSS, M. Eine neue *Orthosia* aus dem südlichen Frankreich. MT. Schw. ent. Ges. viii, p. 233. [*Lepidoptera*.]
830. STARCK, A. *Coleoptera nova imperii rossici*. Wien. ent. Z. ix, pp. 71-75.
831. STEFANOWSKA, M. La disposition histologique du Pigment dans les Yeux des Arthropodes sous l'influence de la lumière directe et de l'obscurité complète. Rec. Z. Suisse, v, pp. 151, et seq., pls. viii & ix. Summary in J. R. Micr. Soc. 1890, p. 709.
832. STIERLIN, —. Bemerkungen über *Curculioniden*. MT. Schw. ent. Ges. viii, pp. 162-166. [*Coleoptera*.]
833. —. Bemerkungen über *Coleoptern* und Beschreibung neuer Arten. T. c. pp. 240-247.
834. —. Sammelnotiz. T. c. pp. 250-252. [*Coleoptera*.]
835. STEIN, P. Zwei neue *Dipteren*. Wien. ent. Z. ix, pp. 108 & 109.
836. —. Ein echter *Dipteren*-Zwitter. T. c. pp. 129 & 130.

837. ST. JOHN, J. S. Larva collecting and breeding: a handbook to the Larvæ of the British *Macro-Lepidoptera* and their Food-Plants, both in nature and confinement. London: 1890, 165 pp.

Arranged under two headings: larvæ and food-plants; food-plants and larvæ.

838. SWINHOE, C. The Moths of Burma. Tr. E. Soc, 1890, pp. 161-296, pls. vi-viii. [*Lepidoptera*.]

This paper includes a large amount of synonymy, relating chiefly to species described by Walker. This synonymy is not noticed in our "systematic" part. A few of the descriptions have been supplied by Mr. Warren and by Lord Walsingham.

839. —. New species of Indian Butterflies. Ann. N. H. (6) v, pp. 353-365. [*Lepidoptera*.]

840. —. Descriptions of three new species of *Lycanida*. T. c. pp. 449-451. [*Lepidoptera*.]

841. SZÉPLIGETI, G. Adatok a gubacsok elterjedésének ismeretéhez különös tekintettel Budapest környékére. Term. füzetek, xiii, pp. 12-25 & 40-44.

A list of galls of Buda-Pest arranged in accordance with the plants they are found on.

842. TARGIONI-TOZZETTI, A. Considerazioni sull' annata entomologica 1889, secondo le osservazioni della R. stazione di Entomologia agraria di Firenze. Bull. Ent. Ital. xxi, pp. 110-113.

843. TARGIONI-TOZZETTI, & BERLESE, A. Esperienze tentate per distruggere *Cocciniglia* e altri insetti sulle parti aeree delle piante con miscele emulsive a base di solfuro, di carbonio o di petrolio. T. c. pp. 132-140.

844. TARGIONI-TOZZETTI, A., & FRANCESCHINI, F. La nuova *Cocciniglia* dei Gelsi. T. c. pp. 57-68, pl. i. [*Coccidæ*.]

845. TEICH, C. A. Baltische *Lepidopteren*-Fauna. Arb. Ver. Riga (n.s.), vi, pp. ix & 152.

846. TEPLOUCHOW, T. *Tomicus judeichii*, Kirsch. Bull. Soc. Mosc. 1890, pp. 252-268, pl. ix. [*Coleoptera*.]

847. TEPPER, J. G. O. Description of a new genus and species of *Locustidæ*. Tr. R. Soc. S. Austr. xii, pp. 21-23. [*Orthoptera*.]

848. THALLWITZ, J. Ueber Mimicry. Abh. Ges. Isis, 1890, pp. 9-22.

849. THOMAS, FR. Larve und Lebensweise der *Cecidomyia pseudococcus*, n. sp. Verh. z.-b. Wien, xl, pp. 301-306, pl. vi. [*Diptera*.]

Cf. RÜBSAAMEN (716).

850. THOMSON, C. G. Opuscula entomologica. Fasciculus xiv, pp. 1441-1534. Lund: 1890.

The contents are: xlii, *Cremastus* och närlästående genera; xliii, Öfversigt af arterna inom släktet *Bassus*, Fab.; xlv, Bidrag till Sveriges insect fauna.

851. TITCHENER, E. B., & FINN, F. Comparative palatability of Insects, &c. Nature, Oct. 9th, 1890, pp. 571 & 572.

TOSQUINET, —. [See JACOBS & TOSQUINET (393).]

852. TRAIL, J. W. H. Scottish galls. Scot. Nat. 1890, pp. 226-232.

853. TUTT, J. W. Melanism and Melanochroism in British *Lepidoptera*. Ent. Rec. i, pp. 5-7, &c.

854. UHAGON, S. DE. Ensayo sobre las especies españolas del grupo *Choleva*. An. Soc. esp. xix, pp. 15-96. [*Coleoptera*.]

UHLER. [See PACKARD (588).]

855. URECH, E. Contribution à l'Ontogénie des Insectes. Arch. Sci. Nat. xxiv, p. 526.

A brief note bearing on the colours of *Lepidoptera*. Summary in J. R. Micr. Soc. 1891, p. 180.

856. —. Chemisch-analytische Untersuchungen an lebenden Raupen, Puppen und Schmetterlingen und an ihren Secreten. Zool. Anz. xiii, pp. 254-260, 272-280, 309-314, & 334-341.

Summary in J. R. Micr. Soc. 1890, p. 450.

857. UZEL, H. Monographie der *Thysanuren* Böhmens. SB. Böhm. Ges. 1890, pp. 3-82, pls. i & ii.

This is entirely in the Bohemian language, with the exception of Latin diagnoses of the new species.

858. VAYSSIÈRE, A. Monographie Zoologique et Anatomique du genre *Prosopistoma*, Latr. Ann. Sci. Nat. (7) ix, pp. 19-87, pls. ii-v. [*Neuroptera*.]

Devoted to the larva; a second part, dealing with the imago, is to follow.

859. VERHOEFF, C. Ein Beitrag zur deutschen *Hymenopteren*-Fauna. Ent. Nachr. xvi, pp. 321-336; Zusätze, t. c. pp. 382-386.

860. VERRALL, G. H. Critical notes on *Diptera*. Ent. xxiii, pp. 150-154.

861. VERNON, E. Hautdrüsensystem bei *Bombyciden*. Zool. Anz. xiii, pp. 118 & 119.

862. —. Di una serie di nuovi Organi Escretori scoperti nell' *Filugello*. Bull. Ent. Ital. xxii, pp. 3-29, pls. i-iv. [*Lepidoptera*.]

Summary in J. R. Micr. Soc. 1890, p. 712.

863. —. Der Schmetterlingsflügel und die sog. Imaginalscheibe derselbe. Zool. Anz. xiii, pp. 116 & 117.

864. [VERSON, E.] Chemisch analytische Untersuchungen an lebenden Raupen, Puppen, und Schmetterlingen. *T. c.* p. 558.
Relates to Urech's paper: *suprà*.
865. —. Zur Parthenogenesis beim Seidenspinner. *T. c.* p. 44.
Relates to the alleged influence of electricity on unfertilised eggs.
866. —. Del grado di sviluppo che sogliono raggiungere le Uova non fecondate del Filugello. *Bull. Ent. Ital.* xxi, pp. 118–123. [*Lepidoptera*.]
867. VIALLANES, H. Sur quelques points de l'histoire du Développement embryonnaire de la Mante religieuse. (*Mantis religiosa*.) Communication préliminaire. *Rev. Biol.* ii, pp. 479–488.
868. VITALE, F. Studii sull' entomologia Messinese. Nota 1a. Gli *Apion*. *Bull. Ent. Ital.* xxi, pp. 141–156. Noti 2a. I *Cleonidi*. *Op. cit.* xxii, pp. 122–137. [*Coleoptera*.]
869. VOSSELER, J. Die Stinkdrüsen der *Forficuliden*. *Arch. mikr. Anat.* xxxvi, pp. 565–578. [*Orthoptera*.]
Summary in *J. R. Micr. Soc.* 1891, p. 184.
VUILLOT. [See MABILE & VUILLOT (502).]
870. WACKERZAPP, O. Die Fauna des Simplon-Gebiets. *S. E. Z.* li, pp. 211–228.
871. —. Ueber den Simplon zum Monte Rosa. *T. c.* pp. 137–163. [*Lepidoptera*.]
872. WALKER, F. A. On Colours in Nature. *J. Vict. Inst.* xxiii, pp. 81–108.
Contains remarks on the colours of butterflies.
873. WALKER, J. J. Notes on *Lepidoptera* from the Straits of Gibraltar. *Tr. E. Soc.* 1890, pp. 361–391.
874. WALLENGREN, H. D. J. Förteckning öfver *Trichoptera equipalpina* som hittills blifvit funna på Skandinaviska halfön. *Ent. Tidskr.* xi, pp. 1–17.
Includes remarks on some doubtful Linnæan species of *Trichoptera*.
875. WALSHINGHAM, LORD. President's Address. *P. E. Soc.* 1890, pp. xlviii–lx.
876. —. Steps towards a revision of Chambers' index, with notes and descriptions of new species. *Ins. Life*, ii, pp. 284–286 & 322–325. [*Lepidoptera*.]
877. —. Notes on the genus *Argyresthia*, Hb., with descriptions of new species. *Op. cit.* iii, pp. 117–119. [*Lepidoptera*.]
— [See also SWINHOE (838).]
878. WARD, R. Notes on Scale and other Parasitical Insects. *Timehri*, (n. s.) iv, pp. 302–311. [*Coccidæ*.]

879. WARREN, W. Descriptions of some new Genera of *Pyralidæ*. Ann. N. H. (6) vi, pp. 474-479. [*Lepidoptera*.]
 —. [See also SWINHOE (838).]
880. WASMANN, E. Vergleichende Studien über Ameisengäste und Termitengäste. Tijdschr. Ent. xxxiii, pp. 27-97 & 262-266.
 Discusses the relations of the ants and their guests, some of the peculiar structures found in the latter, the different groups of ants'-nest beetles, and the resemblances in form and colour between the ants and guests. Summary by DOHRN in S. E. Z. li, pp. 99-106.
881. —. Einige neue Hermaphroditen von *Myrmica scabrinodis*, und *levinodis*. S. E. Z. li, pp. 298 & 299. [*Hymenoptera*.]
882. —. Ueber die verschiedenen Zwischenformen von Weibchen und Arbeiterinnen bei Ameisen. T. c. pp. 300-309. [*Hymenoptera*.]
883. —. Verzeichniss der von Dr. August Forel in Süd-Tunesien und Ost-Algerien gesammelten Ameisen-Gäste. Deutsche e. Z. 1890, pp. 297-304.
884. —. Neue myrmecophile *Staphyliniden* aus Brasilien. T. c. 1890, pp. 305-318. [*Coleoptera*.]
885. —. *Apteranillus foreli*, n. sp. T. c. pp. 318-320. [*Coleoptera*.]
886. WATASE, S. On the morphology of the Compound Eyes of Arthropods. Q. J. Micr. Sci. xxxi, pp. 143-157, pl v.
 Reproduced from Stud. Biol. Lab. J. Hopkins Univ. iv.
887. WATERHOUSE, C. O. Aid to the identification of Insects. Pt. xxxi, p. 29, pls. clxxxv-clxxxix.
 This includes a systematic catalogue of the species, and an alphabetical list of the genera figured in vol. ii. The further publication of the work is for the present suspended.
888. —. Descriptions of new *Pectinicorn Coleoptera*. Ann. N. H. (6) v, pp. 33-39.
889. —. Descriptions of two new Central American *Buprestidæ*. T. c. pp. 218 & 219. [*Coleoptera*.]
890. —. New *Scarabæidæ* in the British Museum. T. c. pp. 365-373. [*Coleoptera*.]
891. —. Further descriptions of new *Coleoptera* of the Family *Scarabæidæ* in the British Museum. T. c. pp. 409-413.
892. —. On some Eastern Equatorial African *Coleoptera* collected by Emin Pasha, with descriptions of two new *Longicornia*. Ann. N. H. (6) vi, pp. 107 & 108.
893. —. Descriptions of new species of *Pedaria*, with observations on allied *Scarabæidæ*. T. c. pp. 374-380. [*Coleoptera*.]

894. WATERHOUSE, C. O., & GAHAN, C. J. Observations on some *Coleoptera* from the Bonin Islands. *Ann. N. H.* (6) v, p. 169.
WEBSTER, F. M. [See RILEY (687).]
895. WEED, C. M. Notes on some Illinois *Microgasters*; with descriptions of new species. *Bull. Illin. Lab. N. H.* iii, pp. 1-8. [*Hymenoptera*.]
896. —. On the Parasites of the lesser Apple leaf-roller, *Teras minuta*. *T. c.* pp. 39-44. [*Hymenoptera*.]
897. —. Fourth contribution to a knowledge of the Life-history of certain little-known Plant Lice (*Aphididae*). *Bull. Ohio. Exp. Station, Tech. ser. i*, pp. 111-120, pls. iii-vii.
898. —. Bulletin of the Ohio Agricultural Experiment Station. (2) iii, No. 8, pp. 225-240.
899. WEINLAND, J. Ueber die Schwinger (Halteren) der *Dipteren*. *Z. wiss. Zool.* li, pp. 55-166, pls. vii-xi.
Gives a good historical account, full anatomical details, and discusses at length the functions of the balancers. Summary in *J. R. Mier. Soc.* 1891, p. 35.
900. WEISE, J. *Insecta a Cl. G. N. Potanin in China et in Mongolia novissime lecta.* xvi. *Chrysomelidae et Coccinellidae.* Appendix. *Hor. Ent. Ross.* xxiv, pp. 477-491. [*Coleoptera*.]
901. —. Einige neue *Coccinelliden*. *Deutsche e. Z.* 1890, pp. 21 & 22. [*Coleoptera*.]
902. —. *Xenomela fausti*, n. sp. *T. c.* p. 23. [*Coleoptera*.]
903. —. *Crepidodera norica*. *T. c.* p. 24. [*Coleoptera*.]
904. —. *Malthodes liegeli*, n. sp. *T. c.* p. 348. [*Coleoptera*.]
905. —. Bekannte und neue *Halticiden*. *Wien. ent. Z.* ix, pp. 111-116. [*Coleoptera*.]
— [See also HEYDEN (360), and REITTER (644).]
906. WESENBERG-LUND, C. Træk af Linné's Vægge-Bi's (*Anthophora parietina*, Fab.) *Biologi og Anatomi.* *Ent. Med.* ii, pp. 99-120, pl. ii. [*Hymenoptera*.]
907. WESTWOOD, J. O. Notes on certain species of *Cetoniidae* of the section *Goliathides*. *Tr. E. Soc.* 1890, pp. 393-398, pl. xi. [*Coleoptera*.]
908. —. On a species of Aphideous Insects infesting the bread-fruit trees in Ceylon. *T. c.* pp. 649-651, pl. xxi. [*Rhynchota*.]
909. WEYMER, G. Exotische *Lepidopteren*, v. *S. E. Z.* li, pp. 280-293.
910. —. *Norasuma richteri*, n. sp. *Deutsche e. Z., Lep.* iii, p. 34. [*Lepidoptera*.]

911. WEYMER, G., & MAASSEN, P. *Lepidopteren* gesammelt auf einer Reise durch Colombia, Ecuador, Peru, Brasilien, Argentinien, und Bolivien in den Jahren 1868-1877 von Alphons Stübel. Mit 9 colorirten Tafeln. Berlin: 1890, pp. vi & 182.
Consists of local lists, and descriptions of 197 novelties.
912. WHEELER, W. M. Ueber ein eigenthümliches Organ im Locustidenembryo. *Zool. Anz.* xiii, pp. 475-480.
A præoral process that afterwards disappears. Summary in *J. R. Micr. Soc.* 1890, p. 716.
913. —. Note on the Oviposition and Embryonic Development of *Xiphidium ensiferum*. *Ins. Life*, ii, pp. 222-225.
914. —. Descriptions of some new North American *Dolichopodida*. *Psyche*, v, pp. 337-343, 355-362, & 373-378. [*Diptera*.]
915. —. The supposed Bot-Fly parasite of the Box-Turtle. *T. c.* p. 403. [*Diptera*.]
916. WICKHAM, H. F. Remarks on some Western *Tenebrionida*. *Ent. Am.* vi, pp. 83-88. [*Coleoptera*.]
Relates to the habits of North American species.
— [See also BRENDÉL & WICKHAM (84).]
917. WIELOWIEJSKI, H. v. Contribution a l'histoire des Organes Lumineux chez les Insectes. *Bull. Sci. Fr. Belg.* xxii, pp. 166-172.
A contradiction of Dubois' views.
918. *WILHELM, H. Ueber *Oscinis pusilla*, Meig., die Haferfliege, und die Mittel zu ihrer Bekämpfung. Teschen: 1889, 40 pp.
Cf. *Wien. ent. Z.* ix, p. 43.
919. WILKINS, A. Les *Cicindèles* Touraniennes. Étude faunistique et zoo-géographique. *Hor. Ent. Ross.* xxiv, pp. 86-119, pl. i, and map. [*Coleoptera*.]
920. —. Proposition d'une nouvelle méthode pour préserver les collections d'Insectes contre les attaques de leurs ennemis. *T. c.* p. 233.
921. WISTINGHAUSEN, C. v. Ueber Tracheen-endigungen in den Sericarien der Raupen. *Z. wiss. Zool.* xlix, pp. 565-582, pl. xxvii.
The tracheal capillaries terminate by anastomoses with other terminations, so that the tracheal system is a closed one.
922. *WITLACZIL, E. Ueber den heutigen Stand der Reblausfrage. *Mitth. sect. f. Naturkunde des Oesterreich Touristen-Club.* Vienna: 1890, ii, pp. 41-45.
Cf. *Wien. ent. Z.* ix, p. 216.
923. WOOD, J. H. *Nepticula torminalis*, a species new to science. *Ent. M. M.* (2) i, p. 209. [*Lepidoptera*.]

924. WOOD-MASON, J. Description of a new Genus and Species (*Parymenopus davisoni*) of *Mantodea*, from the Oriental region. Ann. N. H. (6) v, p. 437. [*Orthoptera*.]
925. —. Description of *Trienocorypha doherltii*, the type of a new Genus and Species of *Mantodea*. T. c. p. 439. [*Orthoptera*.]
926. —. On a Viviparous Caddis-fly. Ann. N. H. (6) vi, pp. 139-141. [*Neuroptera*.]
927. WOODWORTH, C. W. *Jassideæ* of Illinois. Bull. Illin. Lab. N. H. iii, pp. 9-33. [*Rhynchota*.]
- WULP, VAN DER. [See GODMAN & SALVIN (317).]

II.—ANATOMY, PHYSIOLOGY, BIOLOGY.

1. GENERAL, COMPARATIVE, AND EXTERNAL.

Anatomy of *Anurida maritima* and *Lepisma saccharina*, FERNALD (253).—General anatomy of Vesicant *Coleoptera*, BEAUREGARD (37).—Anatomy and development of the Blowfly, LOWNE (492).—Anatomy of *Culex* in the pupal stage, HURST (390).—Anatomy of *Sesia tipuliformis* and *Trochilium apiforme*, BRANDT (79).—External and internal anatomy of the larva of *Prosopistoma*, VAYSSIÈRE (858).—The lepidopterous wing in the larval stage, and its so-called imaginal discs, VERNON (863).—Anatomy and development of larva of *Encyrtus*, BUGNION (100).—Serial order of buccal pieces; composition of the head; homology of the appendages; LAMEERE (469).

Structure of antennæ, legs and spiracles of Homopterous *Rhynchota*, HANSEN (350).—Structure of antennæ of *Aphidideæ*, SMITH (817).—Anatomy and homologies of the mouth parts of *Diptera*, SMITH (803).—Anatomy of mouth of *Diptera*, LANGHOFFER (475).—Structure of mouth of *Hæmatobia*, SMITH (816).—Structure of mouth of *Rhynchota*, LÉON (482).—The tongues of British bees described and figured; SAUNDERS (722).—Anatomy of the balancers of *Diptera*, WEINLAND (899).—Structure and function of the claw-joint of foot, OCKLER (578).—Structure and development of sting in aculeate *Hymenoptera*, BEYER (52).—Anatomy of sting of bee, CARLET (117).—Structure of the terminal segment in *Hemiptera*, SHARP (780).—External anatomy of Lepidopterous pupa, POULTON (619).—Silk-producing structures in *Lepidoptera*, GILSON (311, 312).—Organs of secretion of wax in the bee, CARLET (118).—Scent-organs in *Lepidoptera*, HOFMANN (370).—Stink-glands of *Forficulideæ*, VOSSELER (869).—Dorsal gland in *Periplaneta*, MINCHIN (543).—Scent-glands of *Aphlebia bivittata*, KRAUSS (450).—Ventral glands in caterpillars, SCHÄFFER (725).—Integumentary glands of silkworm, VERNON (861).

2. NERVOUS SYSTEM, ORGANS OF SENSE AND PSYCHOLOGY.

The eyes of the larvæ of *Lepidoptera* and *Trichoptera*, PANKRATH (595).—Disposition of the pigment of eyes in light and darkness, STEFANOWSKA (831).—Structure and origin of the ommatidium, PATTEN (597).—Sense of sight, PLATEAU (610).—Hairy eyes in *Hymenoptera*, HOWARD (382).

Morphology of eyes, WATASE (886).—Sight, FOCKE & LEMMERMANN (268).

Sense of smell, discussion on, Bull. Soc. Ent. Fr. 1890, pp. cliii, &c. ; in *Lepidoptera*, ALPHÉRAKY (7) ; in *Pleocomu*, RIVERS (703).

Sense of taste, PACKARD (589).

Nervous shock causing detachment of legs of *Orthoptera*, CONTEJEAN (142).

3. MUSCULAR SYSTEM.

Nothing.

4. ORGANS AND FUNCTION OF NUTRITION.

Histology of alimentary canal of *Ptychoptera* (*Diptera*), GEHUCHTEN (298).—New excretory organs (cutaneous) in silkworm, VERNON (862).—Rectal glands in *Coleoptera*, FERNALD (254).—Elimination of urea and urates, MARCHAL (509).—The fluid ejected by newly-emerged *Lepidoptera*, FRENZEL (283).—Quantitative research on respiratory and excretory matters in *Lepidoptera*, URECH (856) & VERNON (864).

5. CIRCULATION AND RESPIRATION.

Terminations of tracheæ and nerves in muscles, CAJAL (106).—Respiration of *Orthoptera*, CONTEJEAN (141).—The condition and function of the stigmata in larvæ of *Odonata*, DEWITZ (166).—On the question of the closed condition of the tracheal system in the early stages of *Odonata* and *Ephemeroidea*, DEWITZ (167).—Terminations of tracheal capillaries, WISTINGHAUSEN (921).—Stigmata of *Ugimya* larva, MEINERT (522).

6. SEXUAL ORGANS AND EMBRYOLOGY.

Ovaries of *Anthophora parietina*, WESENBERG-LUND (906).—External sexual organs of ♀ *Butalis*, HOFMANN (371).—*Cryptus samia*, structure of ovipositor, RIEDERER, J. N. Y. Micr. Soc. vi, pp. 99–101, pl. xxv.—Male structures in *Pentatomidae*, SHARP (780).

Histology of eggshell of *Phyllium*, HENNEGUY (355).

Indications of sex in the chrysalis of *Lepidoptera*, JACKSON (391, 392) ; also FERNALD, Zool. Anz. xiii, p. 47.—Post-embryonal development of female sexual organs, JACKSON (392).

Embryology of *Hydrophilus piceus*, HEIDER (353).—Remarks on Heider's embryology of *Hydrophilus*, GRABER (320), reply by HEIDER

(354).—Embryology of *Platygaster intricator*, KULAGIN (460); of *Meloë proscarabeus*, NUSBAUM (573).—Of *Muscidæ*, *Calliphora*, and *Lucilia*, GRABER (321): the subjects discussed are, differentiation of the blastoderm; formation of the layer of the intestinal glands; median and lateral gastrulation, ptychoblast; the commencements of the proctodæum and of the stomodæum; the formation of the mesenteron, and the rudiments of the intestinal glands; comparison of the rudiments of the intestinal glands of *Muscidæ* with those of other insects; the development of the central nervous system; the embryonal rudiments of the imaginal discs.—Embryology of *Chalicodoma muraria*, CARRIÈRE (120, 121); of *Blatta germanica*, CHOLODKOVSKY (131).—Development of head of *Phyllodromia germanica*, LAMEERE (469).—Formation of the dorsal parts in *Meloë*, NUSBAUM (573).—Development of mesenteric cavity, SCHIMKEWITSCH (734).—Development of the sexual organs and alimentary canal in *Chironomus*, RITTER (702).—Early stage of *Notonecta glauca*, PÉDASCHENCO (598).—Development of nervous system of *Mantis*, VIALLANES (867).—A præoral process in *Xiphidium ensiferum*, WHEELER (912).—*Xiphidium ensiferum*, embryological note, WHEELER (913).—Origin of the sexual gland of ♂ *Phyllodromia*, HEYMONS (368).

“Gum-glands” of *Calliphora*, MAYER (517).

Electricity and parthenogenetic eggs, VERNON (865).—Development of unfertilised eggs of silkworm, VERNON (866).

Structure and movements of spermatozoa of *Coleoptera*, BALLOWITZ (24).—Spermatogenesis in *Locustidæ*, SABATIER (717).

Viviparous Caddis-fly, WOOD-MASON (926).—Polyandry in a wasp, Ent. Am. vi, p. 33.

Intermediate forms between females and workers in ants, WASMANN (882).

Hermaphroditism: HEYMONS (368); in ancestral insects, HEYMONS (368).—Hermaphrodites of *Myrmica*, WASMANN (881); of *Catocala cara*, KREBS, Soc. Ent. v, p. 25; of *Trichiura crategi*, JACKSON, Ent. xxiii, p. 345; of *Spilogaster duplicata*, SCHNABL (743); of *Hydrotea meteorica*, STEIN (836).

7. GENERAL BIOLOGY AND STRAY NOTES.

Insects in mines; LAMPA (474).—*Lepidoptera* in a cavern, DEMATSON, Bull. Soc. Ent. Fr. 1890, p. xciv.—Insects on snow, THOMAS, Ent. Nachr. xvi, p. 308.—Insects at light, Ent. xxiii, pp. 61, et passim.—*Dytiscus marginalis* in gas-water, HALL, Ent. M. M. (2) i, p. 110.

Resistance of insects to the effects of submersion in water, PLATEAU (609); SCHWARZ (750).

Long pupal periods in *Lepidoptera*, ROWLEY, Canad. Ent. xxii, p. 123.

Occasional abundance of *Lepidoptera* in New Zealand, SMITH, Ent. xxiii, pp. 305 & 307.

Myrmecophilous and Termitophilous insects, WASMANN (880).—Ants' nest beetles, WASMANN (883, 884).—Myrmecophilous *Coleoptera* in N. America, SCHWARZ (752).

Larvæ travelling northwards, SLOSSON, Ent. Am. vi, p. 8.—Walking of insects, DEMOOR (163).

Life-cycles of *Chermes*, CHOLODKOVSKY (129).

Metamorphosis of half-fed larvæ, BARRETT, Ent. M. M. (2) i, p. 20.

Loss of weight during the pupal condition of *Lepidoptera*, URECH (856).

Luminosity in insects, ARCULEO (11).—Luminosity, its nature, WIELOWIEJSKI (917).—The cheapest form of light, Ins. Life, iii, p. 90.

Swarming and migration, discussion, P. E. Soc. Wash. i, pp. 206 & 207.—Migrations of *Danaïis archippus*, LUGGER (495).—Geographical distribution and physical conditions; influence of climate on *Lepidoptera*, SEITZ (765).

Male of *Lepidoptera* longer in pupa than female, MERRIFIELD (528).—Effects of temperature on vigour and vitality of *Lepidoptera*, MERRIFIELD (528).—Viviparous Caddis-fly, WOOD-MASON (926).—Mode of hardening of silk of *Bombyx mori*, DUBOIS (190).—Mode of exit from cocoon of *Hybocampa milhauseri*, CHAPMAN (128).

Variation: Local variability in *Heliconius*, SEITZ, S. E. Z. li, p. 92.—Geographical variation, SKINNER, Ent. News, i, p. 85.—Similar variation in specimens of *Epinephele tithonus*, CRASKE, Ent. xxiii, p. 6.—Percentage of variable specimens as to abdominal setæ in *Nebria*, DANIEL, Deutsche E. Z. 1890, p. 130, note.—Heredity in var. *heydeni* of *Gnorimus variabilis*, BECKERS, Deutsche e. Z. 1890, p. 144.—Sports in venation, CORDLEY, Ent. News, i, p. 88.—Aberration of neurulation and colour in *Papilio thoas*, GODMAN, P. E. Soc. 1890, p. ii.—Variation in neurulation of *Elis villosa*, SAUNDERS, Ent. M. M. (2) i, p. 291.—Variation of wing-neurulation in *Diptera*, MEIJERE, Tijdschr. Ent. xxxiii, p. cxii.—Variation of *Spilosoma lubricipeda*, KALLENBACH, Tijdschr. Ent. xxxiii, p. cxxiv.—*Zygena filipendulæ*, melanic var., GOSS, Ent. M. M. (2) i, p. 247.—Many notes on colour variation in British *Lepidoptera* are to be found in Ent. Record i, under the heading "variation."

Seasonal dimorphism, PACKARD (591).

Colour: COCKERELL (138, 139); URECH (855); WALKER (872).—Colour of the collecting apparatus in bees, PÉREZ (599).—Albinism in *Psocus sexpunctatus*, LOENS (488).—Structural causes of colour in *Coleoptera*, BEAUREGARD (37) pp. 3-9.—Chemistry of insects-colours, COCKERELL, Ent. xxiii, p. 200.—Experiments with chemical reagents on the colours of *Lepidoptera*, COSTE (149).—Effects of temperature on colour of *Lepidoptera*, MERRIFIELD (528).—Effects of cold on *Grapta interrogationis*, figured and discussed, EDWARDS (213).—Changes in colour of *Lepidoptera* caused by temperature, discussion, P. E. Soc. 1890, pp. xl-xlii.—Colour of silk, as supposed to be influenced by that of food, BLANC (67).—Melanism in London *Lepidoptera*, TUTT, TUGWELL, P. S. Lond. Ent. Soc. 1888-89, pp. 44-45.—Melanism in *Lepidoptera* of Breda, HEYLAERTS, Tijdschr. Ent. xxxiii, pp. xxxvii & xxxviii.—Colour and protection: Advantage of brilliant colour, melanism, &c., WALSHINGHAM, P. E. Soc. 1890, pp. 1, &c.—Colours, mimicry, protection, &c., POULTON (618).

Teratology: BATESON (34); HARRINGTON, Canad. Ent. xxii, p. 124;

in *Carabus catenulatus*, LLOYD, P. E. Soc. 1890, p. xxxi; *Carabus arvensis*, LANCELEVÉE, Bull. Soc. Elbeuf. 1888, p. 54.—Prosternal deficiency in *Temnochila quadricollis*, SHARP, P. E. Soc. 1890, p. x.—Sur un cas d'anomalie de *Chrysomela lamina*, WAGNER, Rev. Sci. Nat. Pet. 1890, pp. 102 & 58.—Abnormality in *Meloë proscarabæus*, ESCHERICH, Wien. ent. Z. ix, p. 23.—*Epinephela janira*, teratology, SYKES, Ent. xxiii, p. 259.—Production of deformities, GADEAU (289).

Mimicry: BETHAM (50); MARCHAL (506); POULTON, Nature, Oct. 2, 1890, p. 557; THALLWITZ (848); SEITZ (767); between species of one genus, *id. t. c.* p. 97; of different orders, pp. 261, &c.—Resemblance between ants' nest beetles of different families and resemblances in form and colour between ants and their guests, WASMANN (880).—Resemblance between larva of *Platypsillus* and *Mallophaga*, RILEY, Ins. Life, ii, p. 201.—Mimicry in *Cetoniidae*, KRAATZ, Deutsche c. Z. 1890, p. 277.—Resemblances between ants and spiders, SIMON, in EMERY (221).—Triple resemblance, HEYLAERTS, C.R. Ent. Belg. 1890, p. xii.—Dimorphism and mimicry, GLASER (313).

Protection: DÖNITZ (182); by spines, AITKEN (4).—Colour of chrysalids and environment of *Pieris napi*, WEIR, P. S. Lond. Ent. Soc. 1888–89, pp. 156 & 157.—Protection of plants by ants, KRONFIELD (458).—Protective power of *Cantharidine*, CUÉNOT (158).—Origin and function of the liquid ejected by *Meloë*, CUÉNOT (158).

Insects eaten by birds, BUTLER (103).—Insects as food for birds, TITCHENER & FINN (851).—Grasshopper escaping from sparrows, SCHWARZ, P. E. Soc. Wash. i, p. 253.

Hybridism in *Teniocampa stabilis* and *gothica*, LOWREY, P. S. Lond. Ent. Soc. 1888–89, p. 52.

Entomophytes, GIARD (303).

Origin of species:—Review of Moritz Wagner's die Entstehung der Arten durch räumliche Sonderung, M.T. Schw. ent. Ges. viii, pp. 171–182.—Origin of parasitism, MARCHAL (508).—Evolution of clothing and armature in *Lepidoptera* larvæ, PACKARD (590).—Absence of crossing in similar *Lepidoptera*, SEITZ, S. E. Z. li, p. 94.—Phylogeny of *Apatura*, SPULER (826).—Phylogeny of *Vanessa* and *Argynnis*, DIXEY (176).—Criticism of Darwinian views, SCHILDE (733).

Galls: BALLÉ (25); BASSETT (29); FOCKEU, Rev. Biol. iii, pp. 37–39; KIEFFER (424, 426, 427); RÜBSAAMEN (714, 715); SZÉPLIGETI (841); TRAIL (852); of *Cecidomyiidae*, MIK (540); HARKER (351).—Galls of *Psyllidae*, RILEY, in Fifth Rep. U. S. Ent. Comm. pp. 615–621; of *Sarothamnus scoparius*, KIEFFER (425).—Galls, minute structure, FOCKEU (269).—Structure and development of gall of *Hormomyia fagi*, FOCKEU (270).—Evolution of galls, COCKERELL (137).—Origin of galls by natural selection, discussion, Nature, pp. 344, &c.

Insects and flowers; insects attacking man; edible insects. [See Economic.]

III.—FAUNISTIC AND PALÆONTOLOGY.

The reference numbers are intended to give a reference to every memoir containing a notice affecting the entomological fauna of each of the twelve regions here made use of. But synonymical notes and changes of systematic position are not included in these references.

Insects at sea : off Colombo, P. E. Soc. 1890, p. xxxix ; Gulf of Mexico, Ins. Life ii, p. 379.

Insects common to Europe and N. America : *Coleoptera*, FAIRMAIRE, MT. Schw. ent. Ges. viii, p. 151 ; *Lepidoptera*, LUGGER, Ins. Life ii, p. 236.

I. ARCTIC AND ANTARCTIC.

Coleoptera, Arctic Norway, SCHNEIDER (746).

Lepidoptera, PETERSEN (603).

2. INSULAR (INCLUDING NEW ZEALAND).

Iceland : Insects captured in 1889, MASON, Ent. M. M. (2) i, pp. 198-200.—WALKER, P. E. Soc. 1890, pp. xxvi & xxx.—List of insects taken in the Faroe and Westmann Is. and in Iceland, 1890, WALKER, Ent. xxiii, pp. 374-378.—Faroe Is., WALKER, Ent. xxiii, p. 95.—Westmann Is., WALKER, Ent. xxiii, pp. 314-316.

Azores (*Rhynchota*), HORVATH (381).

Madeira (*Rhynchota*), REUTER (676).

Canary Is. (*Insecta*), SIMONY, Verh. z.-b. Wien xl, SB. p. 9.

Tenerife, KOENIG, Verh. Ver. Rheinl. xlvii, pp. 22-27 ; (*Orthoptera*), KRAUSS, Ent. Nachr. xvi, p. 177.

Liu Kiu Is. (*Coleoptera*), BRENSKE (86) ; SCHÖNFELDT (749).

Bonin Is. (*Coleoptera*), WATERHOUSE & GAHAN (894).

Louisiade and d'Entrecasteaux Is. (*Insecta*), THOMSON, Rep. Brit. Ass. 1889, p. 615.

New Britain (*Coleoptera*), FLACH (262) ; (*Hymenoptera*), KÖHL (438) ; (*Rhynchota*), FALLOU (240).

New Britain and Solomon Is. (*Lepidoptera*), SMITH & KIRBY (802).

Solomon Is. (*Coleoptera*), WATERHOUSE (888) ; (*Lepidoptera*), DRUCE (187).

Bismarck Archipelago (*Coleoptera*), FLACH (264).

N. Ireland (*Coleoptera*), ALLARD (6) ; (*Lepidoptera*), SMITH (800).

Fiji Is. (*Lepidoptera*), MABILLE (502) ; (*Coccidæ*), MASKELL (512, 513).

Tahiti and Cook Is. (*Lepidoptera*), DRUCE (189).

Duke of York Is. (*Coleoptera*), GAHAN (293).

Lord Howe Is. (*Coleoptera*), OLLIFF (583) ; (*Diptera*), SKUSE (791), p. 872.

New Caledonia (*Diptera*), BIGOT (55).

1890. [VOL. XXVII.]

New Zealand (*Insecta*), HUDSON (387), and Ent. xxiii, p. 19; MASKELL, Ent. M. M. (2) i, p. 17.—Mount Arthur, HUDSON, Ent. xxiii, pp. 8–12, & 52–55; (*Coleoptera*) BROUN (95); (*Hymenoptera*), CAMERON (110); (*Lepidoptera*), MEYRICK (537); (*Diptera*), BRAUER & BERGENSTAMM (82); (*Rhynchota*), MASKELL (512), REUTER (672); (*Psyllidæ*), MASKELL (511); (*Coccidæ*), MASKELL (513).

Falkland Is. (*Coleoptera*), ALLARD (6).

S. Georgia (*Diptera*), GERCKE (299).

I. of Visaya (*Coleoptera*), ALLARD (6).

3. PALÆARCTIC REGION.

(a.) *The Region.*

Coleoptera. ABELLE (2, 3), BAUDI (35, 36), HEYDEN, Deutsche e. Z. 1890, p. 214; KUWERT (466, 467, 468), MATTHEWS (516), REITTER (646, 647, 648, 649, 650, 651, 652, 653, 654, 655, 657, 659, 662, 663, 664, 669), SCHEVYREW (732), STIERLIN (832, 833), WEISE (905).

Hymenoptera. EMERY (222), HANDLIRSCH (349), KOHL (438), KONOW (439), KRIECHBAUMER (452), MOCSÁRY (547), SCHMIEDEKNECHT (742), THOMSON (850).

Lepidoptera. GUMPPENBERG (336), RAGONOT (634).

Diptera. BRAUER & BERGENSTAMM (82).

Rhynchota. HORVATH (381), MONTANDON (550), PUTON (623), REUTER (674).—Notes géographiques sur les Hétéroptères paléarctiques, REUTER, Rev. d'Ent. ix, pp. 237–245.

(b.) *Collective Europe.*

Coleoptera. Rectifications au Catalogus Coleopterorum Europæ et Caucasi, FAUVEL, Rev. d'Ent. ix, pp. 330–344.—UHAGON (854).

Hymenoptera. KOHL (437).—Catalogue of European *Tenthredinidæ*, KONOW (439).—KRIECHBAUMER (456).

Lepidoptera. MEYRICK (533), STANTON (827).—Analytical tables of the *Rhopulocera* of Europe and Caucasus, BRAMSON (78).

(c.) *British Islands.*

ADDITIONS, &c.

Insecta. Additions to the British list and changes in nomenclature, TUTT & COCKERELL, Ent. Rec. i, pp. 151, &c.

Coleoptera. BLATCH, n. sp. (68).—KUWERT, n. sp. (467).—BLANDFORD, novelty, Ent. M. M. (2) i, p. 104.—FOWLER, novelty, Ent. M. M. (2) i, p. 145, and *id. ibid.* p. 309.

Hymenoptera. BRIDGMAN, n. sp., novelties (90).—BRIDGMAN, n. spp. (89).—CAMERON, n. spp. (112).—BILLUPS, novelties, P. E. Soc. 1890, p. xi. —CAMERON, novelties, Ent. M. M. (2) i, p. 313.—SAUNDERS, novelty, Ent.

M. M. (2) i, p. 101.—Monograph of Phytophagous *Hymenoptera*, vol. iii, CAMERON (109).—Catalogue of *Aculeata*, SAUNDERS (721).

Lepidoptera. BARRETT, novelties, P. E. Soc. 1890, p. xi, and Ent. M. M. (2) i, pp. 49 & 112.—GRIFFITH, novelty, P. E. Soc. 1890, p. viii, and Ent. M. M. (2) i, p. 156.—HAWES, novelty, Ent. xxiii, p. 3.—HODGKINSON, novelties, Ent. xxiii, p. 119.—MELDOLA, novelty?, P. E. Soc. 1890, p. xxv.—RICHARDSON, n. spp. (682, 683).—SOUTH, novelty, Ent. xxiii, p. 287, pl. iii, fig. 6.—STANTON, n. spp. (827, 828).—WOOD, novelty, Ent. M. M. (2) i, p. 88.—WOOD, n. sp. (923).—Additions since 1859, SOUTH (825).

Diptera. VERRALL, novelties, critical notes on *Diptera*, Ent. xxiii, pp. 150–154.—BRUNETTI, novelties, Ent. xxiii, pp. 122–126.—DALE, novelty, Ent. M. M. (2) i, p. 109.—British *Platypezidæ*, DALE, Ent. M. M. (2) i, p. 107.

Rhynchota. BUCKTON, n. sp. (99).—DOUGLAS, n. spp. (183).—EDWARDS, novelty, Ent. M. M. (2) i, p. 236.—SAUNDERS, novelty, Ent. M. M. (2) i, p. 206.—Catalogue, SAUNDERS & EDWARDS (724).

Neuroptera. MACLACHLAN, n. sp., novelty (503).

Orthoptera. Synopsis of British *Orthoptera* concluded, SHAW, Ent. M. M. (2) i, p. 56, &c.

LOCAL LISTS.

Insecta. Scilly Is., DALE, Ent. M. M. (2) i, p. 328.—Hampshire and Dorset, DALE, Ent. M. M. (2) i, p. 24.—Middlesex, COCKERELL, Ent. Rec. i, pp. 114–116; A preliminary list of the Insect fauna of Middlesex, COCKERELL, Ent. xxiii, pp. 368 & 369.—Essex, Woodford, OLDHAM, Essex Nat. iv, p. 137.—Wickenfen, PORRITT, Ent. M. M. (2) i, p. 216.—Shetland, DALE, Ent. xxiii, p. 293.

Coleoptera. Devonshire, FOWLER, Ent. M. M. (2) i, p. 110.—Plymouth, Kent, Mickleham, Norfolk, Ramsey, Essex, WALKER, Ent. M. M. (2) i, p. 83.—Dorset, DALE, Ent. M. M. (2) i, p. 244.—Swanage, GOODMAN, Ent. M. M. (2) i, p. 271.—Romney, LOWE, Ent. M. M. (2) i, p. 85.—New Forest: BLANDFORD, Ent. M. M. (2) i, p. 220; WOOD, Ent. M. M. (2) i, p. 272.—Hastings, BENNETT, Ent. M. M. (2) i, p. 159, and *t. c.* p. 219.—Camber, BENNETT, Ent. xxiii, pp. 50 & 51.—Box Hill, HALL, Ent. M. M. (2) i, p. 160.—Shiere, BENNETT, Ent. M. M. (2) i, p. 160.—Chatham, KEYS, Ent. M. M. (2) i, p. 220.—Cobham Park, WALKER, Ent. M. M. (2) i, p. 9, and MALINGS, *t. c.* p. 272.—Tottenham, MILTON, Ent. xxiii, p. 20.—Oxford, FOWLER, Ent. M. M. (2) i, p. 85.—Cambridge, HORT, Ent. xxiii, p. 262.—Swaffham Prior, TOTTENHAM, Ent. M. M. (2) i, p. 83.—Norfolk, EDWARDS, P. E. Soc. 1890, p. 19, and Ent. M. M. (2) i, pp. 64–66.—East Norfolk, CHAMPION, Ent. M. M. (2) i, p. 326.—BLATCH on the *Coleoptera* found in a small mossy bank at Knowle, Warwickshire, Ent. M. M. (2) i, pp. 35–37.—Cannock Chase, BLATCH, Ent. M. M. (2) i, p. 159.—Ludlow and Bewdley, BLATCH, Ent. M. M. (2) i, p. 190.—Castle-Douglas, DOUGLAS, Ent. M. M. (2) i, pp. 160 & 219.—Aviemore, LLOYD, Ent. M. M. (2) i, p. 327.—Ireland, JOHNSON, P. S. Lond. E. Soc. 1888–89, pp. 77–81 & 179–183, and Ent. M. M. (2) i, p. 295.—North of Ireland,

JOHNSON, Ent. M. M. (2) i, p. 84.—Kerry, FOWLER, Ent. M. M. (2) i, p. 271.

Hymenoptera. Devon, STILL, Ent. xxiii, p. 320.—Plymouth, BRIGGS, Ent. xxiii, p. 264.—Deal, HALL, Ent. M. M. (2) i, p. 141.—Dover, PERKINS, Ent. M. M. (2) i, p. 111.—Maidstone, FRISBY, Ent. M. M. (2) i, p. 82.—Bristol, FRANCIS, P. Bristol Soc. vi, pp. 213-216.—Yarmouth, KNIGHTS, Ent. xxiii, p. 384.—Durham, SOUTH, Ent. xxiii, p. 292.

Lepidoptera. Jersey, LUFF, Ent. xxiii, p. 98.—Lundy I., WALKER, Ent. xxiii, p. 140.—Devonshire, BLOOMFIELD, Ent. M. M. (2) i, p. 49.—S. Devon, JÄGER, Ent. Rec. i, p. 153, and HOLLIS, *t. c.* p. 154.—Dartmoor, STILL, Ent. xxiii, pp. 14 & 15.—Axminster, NESBITT, Ent. xxiii, p. 262.—Plym Valley, BRIGGS, Ent. xxiii, p. 264.—Dartmouth, OWEN, Ent. M. M. (2) i, p. 328.—Dorset, PICKARD-CAMBRIDGE, Ent. xxiii, p. 101.—Yeovil, PARMITER, Ent. xxiii, p. 263.—Bloxworth, Dorset, STANTON, Ent. M. M. (2) i, p. 192.—I. of Purbeck, BANKES, Ent. M. M. (2) i, p. 193.—Portland, Dorset, RICHARDSON, Ent. M. M. (2) i, p. 257.—The *Lepidoptera* of Hampshire: Pt. IV, *Pterophorina*, P. Hampshire Cl. iv, pp. 64 & 65.—Contributions to the entomology of the Portsmouth district, PEARCE, Ent. xxiii, pp. 227-231.—Portsmouth, PEARCE, Ent. xxiii, p. 201.—Lyndhurst, HOLLAND, Ent. M. M. (2) i, p. 87.—New Forest, ALDERSON, Ent. xxiii, p. 258; BLAGG, Ent. xxiii, p. 320; FROHAWK, Ent. xxiii, p. 68; JACKSON, Ent. xxiii, p. 379; NICHOLSON, Ent. xxiii, p. 21.—Ringwood, FOWLER, Ent. xxiii, p. 381.—Chichester, ANDERSON, Ent. xxiii, p. 291.—Haslemere, BARRETT, Ent. M. M. (2) i, p. 137.—Eastbourne, CLARKE, Ent. M. M. (2) i, p. 327.—Brighton, MCARTHUR, Ent. xxiii, p. 259.—Isle of Thanet, WILLSON, Ent. xxiii, p. 139.—Chatham, MATHIEW, Ent. xxiii, p. 344.—Tunbridge Wells, BEECHING, Ent. xxiii, p. 344.—Tilgate Forest, TUGWELL, Ent. xxiii, p. 255.—Hampstead, HILL, Ent. xxiii, p. 261.—Shepherd's Bush, INCE, Ent. xxiii, p. 261.—Reading, HOLLAND, Ent. M. M. (2) i, p. 87, and BARRETT, Ent. M. M. (2) i, p. 255.—Sandhurst, BACON, Ent. xxiii, p. 264.—Newbury, KIMBER, Ent. xxiii, p. 140, and Ent. Rec. i, p. 46.—Caversham, CLARKE, Ent. xxiii, p. 263.—Rickmansworth, SOUTH, Ent. xxiii, p. 291.—Chesham, SOUTH, Ent. xxiii, p. 257.—Bristol, PRIDEAUX, Ent. xxiii, p. 201.—Taunton, FARRANT, Ent. xxiii, p. 100.—Cottswolds, GOSS, Ent. M. M. (2) i, p. 214.—Marlborough, MEYRICK, Ent. M. M. (2) i, p. 271.—Wye Valley, VAUGHAN, Ent. Rec. i, p. 179.—Monmouthshire, PATTEN, Ent. xxiii, p. 69.—Monmouth, PALMER, Ent. xxiii, p. 346.—Essex, FITCH, Essex Nat. iv, pp. 188-190; SPILLER, Ent. xxiii, p. 56.—Epping Forest, BAYNE, Ent. Rec. i, p. 249.—Rotherham, YOUNG, Ent. xxiii, p. 68.—Sherwood, HALL, Ent. xxiii, p. 322.—Upware, Cambs., HILL, Ent. xxiii, p. 319.—Suffolk: BLOOMFIELD (69); GERRARD, Ent. xxiii, p. 171.—Aldeburgh, SHELDON, Ent. Rec. i, p. 21.—Brantham, BUCKELL, Ent. Rec. i, p. 21.—Tuddenham, CHRISTY, Ent. xxiii, p. 348.—Norfolk, BARRETT & CRUTTWELL, Ent. M. M. (2) i, p. 193.—Notes on the *Rhopalocera* of West Norfolk, SMITH, Ent. xxiii, pp. 355-361.—Lancashire, GOULTY, Ent. xxiii, p. 385.—^aThe Lepidopterous fauna of Lancashire

and Cheshire, ELLIS, *cf.* Ent. xxiii, p. 268.—Manchester, CRABTREE, Ent. xxiii, p. 203.—Cannock Chase, FREER, Ent. xxiii, p. 378.—Chester, ARKLE, Ent. xxiii, pp. 61-65.—I. of Man, JÄGER, Ent. Rec. i, p. 181; CLARKE, *Yn Lioar Man.* i, pp. 92 & 158.—Alford, MASON, Ent. M. M. (2) i, p. 256.—Durham, SOUTH, Ent. xxiii, p. 380.—Alnmouth, LEECH, Ent. xxiii, p. 292.—Wales, ARKLE, Ent. xxiii, pp. 361-367.—Barmouth, CHAMBERLAIN, Ent. xxiii, p. 262.—Llanrwst, PEARSON, Ent. xxiii, p. 319.—Roxburghshire, ELLIOT, Ent. M. M. (2) i, p. 215.—Aberdeen and Kincardineshire, ESSON, Ent. xxiii, pp. 168-170.—*Deiopeia pulchella* taken near Aberdeen in 1840; Scot. Nat. 1890, p. 262.—Howth, HART, Ent. Rec. i, p. 154.—Armagh, JOHNSON, Ent. M. M. (2) i, pp. 140 & 214.—Donegal, HARR, Ent. xxiii, p. 262.

Diptera. Remarks on collecting *Diptera*, with notes on the *Diptera* of Epping Forest, BRUNETTI & VERRALL, Essex Nat. iv, pp. 85-92.—Birmingham and Wyre Forest, BRADLEY, Ent. xxiii, p. 171.

Rhynchota. Dover, HALL, Ent. M. M. (2) i, p. 81.—Deal, PIFFARD, Ent. M. M. (2) i, p. 221.—Gomshall, BUTLER, Ent. M. M. (2) i, p. 297.

Neuroptera. Dunster, MCLACHLAN, Ent. M. M. (2) i, p. 287.—Exmoor, *id. t. c.* p. 316.—New Forest, *id. t. c.* p. 271.—Hunstanton, PORRITT, Ent. M. M. (2) i, p. 24.—Durham: MITCHELL, Ent. M. M. (2) i, p. 90; HENDERSON, Ent. M. M. (2) i, p. 111.—Deepdale, MCLACHLAN, Ent. M. M. (2) p. 52.—York, PORRITT, Ent. M. M. (2) i, p. 304.—Pea-maenmawr, PORRITT, Ent. M. M. (2) i, p. 161.—Unst, KING, Ent. M. M. (2) i, p. 178.

(d.) *North Europe and Siberia* [see also (a.) and (b.).]

Insecta. Sweden, THOMSON (850).—Norway, SCHÖYEN, Bidrag til Kundskaben om Norges Hemipter-og Orthopter-Fauna, Forh. Selsk. Chr. 1889, No. 5.

Notes on the *Coleoptera* and *Lepidoptera* (*Rhopalocera*) of Norway, CHAMPION, Ent. M. M. (2) i, pp. 72-78, including list of *Rhopalocera* of Norway by SCHÖYEN, pp. 77 & 78.—Additions to the Finland fauna, 1884-1889, REUTER, Ent. Tidskr. xi, pp. 113-130.

Hymenoptera. FOREL (272).

Lepidoptera. Scandinavia, ANDERSSON, Ent. Tidskr. xi, pp. 81-87.—Norway, SCHÖYEN, Ent. Tidskr. xi, pp. 195-198.—Christiania, SCHNEIDER, Ent. Tidskr. xi, pp. 131-138.—Jämtland, HOLMGREN (374).—SCHÖYEN, further notes on Dr. Jordan's observations on Norwegian *Lepidoptera*, Ent. M. M. (2) i, pp. 32-34.—Baltic: PETERSEN (602); TEICH (845).

Zweiter Nachtrag zum neuen Verzeichniss der in Estland, Livland, Curland, und auf Oesel bisher aufgefundenen Schmetterlinge, SINTENIS, Arch. Nat. Liv. x, pp. 253-256.—Siberia, GRAESER (322).

Diptera. BIDENKAP (54).—Norway, Supplement til H. Siebke's Enumeratio Insectorum Norvegicorum, Fasc. iv (*Diptera*), SCHÖYEN Forh.

Selsk. Chr. 1889, No. 12.—Dorpat, SINTENIS (787).—SINTENIS, SB. Ges. Dorp. ix, pp. 49–58.

Neuroptera. Scandinavian *Trichoptera*, WALLENGREN (874).

(e.) *Central and Eastern Europe* [see also (a.) and (b.)].

Insecta. Bonn, BERTKAU, Verh. Ver. Rheinl. xlv, p. 69 KB.—Verzeichniss der im Jahre 1888 als neu beschriebenen recenten Insectenarten Deutschlands, KARSCH, Ent. Nachr. xvi, pp. 71–76.—Thuringia, THOMAS, Ent. Nachr. xvi, pp. 305–311.—Simplon, WACKERZAPP (870).—Pitz and Oetzthal, ESCHERICH, Soc. Ent. v, pp. 34 & 42.

Coleoptera. Denmark: Nye dansker Biller, SCHLICK, Ent. Med. ii, pp. 267–279; MEINERT (526).—Baltic, SEIDLITZ (763).—Netherlands, EVERTS (235) and Tijdschr. Ent. xxxiii, p. xxvi.—Matériaux pour la faune entomologique de Flandres 4^e Centurie, BORRE, Rev. Biol. iii, pp. 1–20, &c.—Matériaux pour la faune entomologique du Brabant, Coléoptères, cinquième centurie, BORRE, Bull. Soc. L. Brux. xvi, pp. 41–72.—Belgium: Annotations aux listes de *Coléoptères* carnassiers indigènes, BORRE, C.R. Ent. Belg. 1890, pp. ccxiv & ccv; COUCKE, C.R. Ent. Belg. 1890, p. ccix; LAMEERE, C.R. Ent. Belg. 1890, p. ccxiii; ROUSSEAU, (713) and C.R. Ent. Belg. 1890, p. clvi; BORRE, C.R. Ent. Belg. 1890, pp. lxxvii & c.—Germany: Beiträge zur deutschen Käferfauna, SCHILSKY, Deutsche e. Z. 1890, pp. 177–199; Nachträge zum Verzeichniss der Käfer Deutschlands aus der kärntnerischen Fauna, LIEGEL, Deutsche e. Z. 1890, pp. 205–208; GERHARDT, Sammelbericht pro 1889, Deutsche e. Z. 1890, pp. 200–203; DANIEL (161); WEISE (903).—Rostock, HEYDEN, Deutsche e. Z. 1890, p. 211.—Weimar, WEISE, Deutsche e. Z. 1890, pp. 285 & 286.—Schwarzwald, STIERLIN (834).—Die Coleopterenfauna von Soest; VERHOEFF, Verh. Ver. Rheinl. xlvii, pp. 1–17.—Cranz, RIESEN, S. E. Z. li, p. 199.—Silesia, GERHARDT, Z. Ent. Bresl. (n.s.) xv, pp. 19 & 20, also pp. 285–348 of continuation of Letzner's Catalogue.—Käfer Graubundens, LILIAS, JB. Ges. Graubunden, xxxiii, Beilage.—Alps, DANIEL (160).—Valais, FAVRE (252).—Poland (*Pselaphidae* and *Scydmanidae*), OSTERLOFF, Pam. Fizjogr. ix, pp. 249–273.—Siebenburgen: FLACH (263); FLEISCHER (265); SEIDLITZ (764); WEISE, Deutsche e. Z. 1890, p. 30.—Styria, GUILLEBEAU (332).—Klagenfurt, WEISE (904).—Austria, EPPELSHEIM (227).—Hungary, KUTHY (464).—Sarepta, ESCHERICH (231).

Hymenoptera. KRIECHBAUMER (457).—Belgium, JACOBS & TOSQUINET (393).—Switzerland: KRIECHBAUMER (453, 454); Bestimmungstabelle der schweizerischen Arten des Grabwespengattung *Cerceris*, STECK, MT. Schw. ent. Ges. viii, pp. 167–171; FREY-GESSNER, *Bombus*, MT. Schw. ent. Ges. viii, pp. 183–194; additions to and corrections in list of Swiss *Chrysididae*, FREY-GESSNER, MT. Schw. ent. Ges. viii, pp. 156–162.—Germany, VERHOEFF (859).—Graz, *Formicidae*, HOFFER (369).—Valle di Fiemme, COBELLI (133).—Russia, JAROCHEWSKY (408).

Lepidoptera. Denmark: Nye danske Sommerfugle, Ent. Med. ii, pp. 283–286; DUURLOO (196).—Netherlands, Breda, HEYLAERTS, Tijdschr.

Ent. xxxiii, pp. xxxv-xxxvii.—Belgium, HIPPERT, pp. cxxiii & cxxvii, C.R. Ent. Belg. 1890, and *t. c.* pp. clxiv, cxcvii, & ccxv.—Rhine, DISQUÉ (169).—Rhinie and Palatinate, BAKER, Ent. M. M. (2) i, p. 237.—Grünstadt, EPPELSHEIM (230).—Die Grossschuppenflügler der Umgegend von Chemnitz und ihre Entwicklungsgeschichte. II Teil. *Noctua* (zweite Hälfte). Ber. Ges. Chemn. xi, pp. 3-37.—Chemnitz and Leipzig compared; PABST (587).—East Prussia, RIESEN, S. E. Z. li, pp. 199-202.—Simplon, Macugnaga, WACKERZAPP (871).—Switzerland: STANDEN, Ent. xxiii, p. 60; RÄTZER (641).—Kasan, KRULIKOVSKI (459).

Diptera. KIEFFER (427).—Denmark, MEINERT (521).—Germany: KIEFFER (424, 425, 426); RÜBSAAMEN (714, 715); STEIN (835).—Berlin, *Dipterologische Sammelergobuisse*, Ent. Nachr. xvi, pp. 156-159.—Bitsch, KIEFFER (423).—Ohrdruf, THOMAS (849).—Switzerland, SCHOCH (748).—Tyrol: BECKER (39); MIK (540).

Rhynchota. Denmark: Nye danske Tæger, SCHLICK, Ent. Med. ii, pp. 280-282.—Netherlands, FOKKER, Tijdschr. Ent. xxxiii, p. xxxii.—Die *Hemipteren* und *Cikadinen* der Umgegend Bamberg's, FUNK, Ber. Ges. Bamberg, xv, pp. 126-142.—Hungary, DOUGLAS (183).—S. Russia, REUTER (673).

Neuroptera. Zur *Psocidenfauna* Westfalens, LOENS (487).—Switzerland, SCHOCH, MT. Schw. ent. Ges. viii. p. 211; Notizen über schweizerische *Neuropteren*, RIS, MT. Schw. ent. Ges. viii, pp. 194-207.—Bohemia, KĽAPÁLEK (433).—*Thysanura*, UZEL (857).—Vorläufiges Verzeichniss der böhmischen *Trichopteren*, SB. böhm. Ges. 1890, pp. 69-86.—Kharkov, RODZIANKO (708).

Orthoptera. Austria, REDTENBACHER (642).

(f.) FRANCE [see also (a.), (b.), and (g.)].

Insecta. MARCHAL, Bull. Soc. Saone et Loire, iv, pp. 234-237.—Normandy, LEECH, Ent. xxiii, pp. 288-290, and Two days collecting in Normandy, Ent. xxiii, pp. 223-227.—Bordeaux, BROWN, C.R. Soc. L. Bord. pp. xc-xciii.

Coleoptera. GUILLEBEAU (334, 335); SAULCY (720).—Seine, DECAUX, ODIER, Soc. Ent. 1890, p. ccxiv; CHERON, Bull. Soc. Ent. Fr. 1890, p. clix.—Paris Basin, ODIER, Bull. Soc. Ent. Fr. 1890, pp. xcv & xcvi.—Eure, RÉGIMBART, *t. c.* 1890, p. ccxx.—Dept. de la Somme, DELABY, Bull. Soc. L. Nord. France, ix, pp. 212-218; CARPENTIER, *t. c.* pp. 278-281.—Allier, GRANDJEAN, Rev. Sci. Bourb. ii, p. 14.—Catalogue des Coléoptères de Maine-et-Loire, 3^{ème} part, GALLOIS, Bull. Soc. Angers, xix, pp. 123-167.—Saône-et-Loire, MARCHAL, Bull. Soc. Ent. Fr. 1890, p. cix.—Alpes-maritimes, PIC, RÉGIMBART, Bull. Fr. 1890, p. ccxx.

Hymenoptera. FOREL (276).—Les Fourmis de la France centrale, BRUYANT (98).—South-west of France, PÉREZ (600, 601).

Lepidoptera. BREIGNET (83); OBERTHUR (577); STANDFUSS (829); DUPONT, Bull. Soc. Elbeuf. 1889, p. 48.—Addenda à la faune des *Lépidoptères* de la Seine-inférieure, LIHOTTE, Bull. Soc. Rouen, xxvi, pp. 65-70.

—Medoc, BREIGNET, Bull. Soc. Ent. Fr. 1890, p. cxix.—Mont-Dore, GIVOIS, Rev. Sci. Bourb. ii, p. 14.—Digne, NICHOLL, Ent. xxiii, pp. 78 & 79; and JONES, Notes on the *Lepidoptera* of Digne, Ent. M. M. (2) i, pp. 280–283.

Rhynchota. FAUVEL, Rev. d'Ent. ix, p. 236; REY (679).—S.W. France, MARQUET, Bull. Soc. Toulouse, xxiii, pp. 73–82.

Thysanura. MONIEZ (548).

Orthoptera. FINOT (258).—Eure, BROGNIART, Bull. Soc. Ent. Fr. 1890, pp. lxxvi & lxxvii.

(g) *Southern Europe and Mediterranean Basin* [see also (a.), (b.), and (f.)].

N. Africa: ANCEY, Soc. Ent. v, pp. 41, &c.; WASMANN (883).—Spain, MEDINA, Act. Soc. Esp. xix, pp. 105 & 106.—Mount Friuli, Italy, SENNA, Bull. Ent. Ital. xxii, pp. 93–107.

Coleoptera. ABELLE (1); BRENSKE (85); BUYSSON (104); FAUST (242, 246); FAUVEL (250); FLACH (259); HALBIHERR (345); QUEDENFELDT (628); REITTER (646, 654, 655, 661, 663, 667); SCHMIDT (741).—Nice, FAUVEL (25).—Corsica, REY (680).—Spain, SAINZ, Act. Soc. Esp. xix, pp. 107–110.—Malaga, MEDINA, Act. Soc. Esp. xix, p. 46.—Sicily, VITALE, Nat. Sicil. x, p. 31.—Italy: BRENSKE (88); REITTER (645).—Messina, VITALE (868).—Island of Lesina, REITTER (653).—Contribuzione alla fauna Trentina dei *Coleotteri*, BERTOLINI, Bull. Ent. Ital. xxi, pp. 157–205.—Bosnia, APFELBECK (10).—N. Africa: HEYDEN (358); WASMANN (885).—Algeria: BEDEL (41); ESCHERICH (233); PIC (606).—Tripolis, QUEDENFELDT (626).—Tunis, MAYET (519).—Egypt, GESTRO, Ann. Mus. Genov. (2) vii, pp. 14 & 15.—Asia Minor: HEYDEN (361); REITTER (660).—Palestine: GUILLEBEAU (333); PIC (607).

Hymenoptera. CAMERON (110); COSTA (147); SCHLETTERER (735).—Cordova, MEDINA, Act. Soc. Esp. xix, p. 114.—Italy, BERLESE (49).—Gibraltar and N. Africa, SAUNDERS (724).—N. Africa, FOREL (274).—Algeria, BUYSSON (105).—Ghadames, FOREL (276).—Syria, MAGRETTI (504).—Armenia, COSTA (147).—Aarat, RADOSZKOWSKI (630).

Lepidoptera. CONSTANT (140); HEYLAERTS (366); WALKER (873).—Sierra Nevada, VOIGT, S. E. Z. li, pp. 21–27.—Sicily: CALBERLA, Nat. Sicil. ix, pp. 42–49; RAGUSA, *t. c.* p. 87; FAILLA-TEDALDI (237).—Rome, CALBERLA, Deutsche e. Z., Lep. iii, pp. 47–94.—Aggiunte alla parte prima del saggio di un Catalogo dei Lepidotteri d'Italia, CURO, Bull. Ent. Ital. xxi, pp. 76–85.—Die Schmetterlinge des Lavantthales, viii Nachtrag. HÖFNER, JB. Mus. Kärnt. xxi, pp. 269–277.—N. Africa, AUSTAUT (23).—Algeria: MABILLE (500); RAGONOT (637); OBERTHUR (575).

Diptera. Italy: FICALBI (257); GIGLIO-TOS (304, 305, 306, 307).

Rhynchota. DOUGLAS (183); REUTER (671, 678).—Portugal (*Coccidae*),

MORGAN (556).—N. Africa, BERGROTH (46) ; REUTER (675).—Asia Minor, REUTER (677).

Orthoptera. PANTEL (596).—Spain, MEDINA, Act. Soc. Esp. xix, pp. 14–17.—Egypt, KRAUSS (451).

(h.) *Caucasus and Western Asia* [see also (a.) and (b.)].

Insecta. Red Sea, WALKER, Ent. M. M. (2) i, pp. 258 & 284.

Coleoptera. Caucasus: EPELSHEIM (226, 228) ; GANGLBAUER (296) ; REITTER (658, 662, 665, 666) ; STARCK (830).—West and Central Asia : BALLION (26) ; DOKHTOUROFF (181) ; ESCHERICH (232) ; HEYDEN (360) ; JAKOWLEFF (404) ; MORAWITZ (553) ; REITTER (644, 656) ; SCHMIDT (738) ; SEMENOW (770, 771) ; WEISE (900, 902) ; WILKINS (919).—Persia, WATERHOUSE (890).—Aden, LEFÈVRE (480).—Red Sea, GESTRO (300).—Island of Camaran, FAIRMAIRE (238).

Hymenoptera. Caucasus, SCHLETTERER (737).—Transcaspian region, MORAWITZ (555).—Tibet, MAYR (520).—Red Sea, *Formicidæ*, GESTRO, Ann. Mus. Genov. (2) vii, p. 10.

Lepidoptera. CHRISTOPH (132) ; ROMANOFF (712).

Rhynchota. BERGROTH (47) ; JAKOWLEFF (399, 400) ; REUTER (678).—Red Sea, LETHIERRY, Ann. Mus. Genov. (2) vii, p. 6.

4. AFRICA (ETHIOPIAN REGION).

For Arabia and Red Sea, see 3 (h).

Insecta. JAMESON (405).

Coleoptera. ABEILLE, Abyssinia (1) ; ALLARD (5, 6) ; AURIVILLIUS (22) ; BATES (32) ; BRENSKE (85) ; CHAMPION (123) ; DOHRN, Congo. S. E. Z. li, p. 245 ; DUMONT (194) ; DUVIVIER (199, 200, 201) ; FAIRMAIRE (238) ; FAUST (248) ; GAHAN (290, 293) ; GESTRO, Assab (300) ; GROUVELLE (331) ; KERREMANS (420) ; KRAATZ (446, 447) ; KUWERT (465) ; LEFÈVRE (479) ; NICKERL (569) ; POLL (615, 617) ; QUEDENFELDT (624, 625) ; RITSEMA (698) ; SCHAUFUSS (729) ; SCHMIDT (740, 741) ; WATERHOUSE (888, 890, 892, 893) ; WESTWOOD (907).

Hymenoptera. ANDRÉ (9) ; EMERY (224) ; FOREL (275) ; HANDLIRSCH (349) ; KOHL (438) ; KRIECHBAUMER (452) ; MOCSÁRY (547) ; MEUNIER (530, 531).

Lepidoptera. CROWLEY (157) ; DRUCE (187) ; HEYLAERTS (366, 367) ; HOLLAND (372, 373) ; KIRBY (431, 432) ; MABILLE (496, 497, 498, 501) ; MABILLE & VUILLOT (502) ; RAGONOT (634) ; SHARPE (783, 784, 785, 786) ; SMITH (798, 799, 801) ; SMITH & KIRBY (802).

Hiptera. BIGOT (55) ; BRAUER & BERGENSTAMM (82).

Rhynchota. DISTANT (170, 175) ; KARSCH (409, 410).

Neuroptera. KARSCH (412, 414) ; SELYS (769).

Orthoptera. BOLIVAR (71, 72) ; COSTA (147) ; KARSCH (415, 416, 417, 418) ; KRAUSS (449).

5. MADAGASCAR.

Coleoptera. BRENSKE (87); DOHRN (178, 179, 180); FAIRMAIRE (239); FAUST (248); GAHAN (290, 294); GROUVELLE (327, 329); KUWERT (465); POLL (614); RAFFRAY (631); SCHAUFUSS (726).

Lepidoptera. CRQWLEY (157); MABILLE (497, 499); *id.*, Comoro Is. (496); OBERTHUR, Comoro Is. (575); RAGONOT (634).

Diptera. BRAUER & BERGENSTAMM (82).

Rhynchota. FALLOU (240); KARSCH (409, 410).

Neuroptera. KARSCH (415).

Orthoptera. BOLIVAR (72).

6. TROPICAL AND EASTERN ASIA, WITH JAPAN.

For Arabia and Red Sea, see 3 (h.).

Insecta. Eine entomologische Excursion auf Ceylon, SEITZ, Ent. Nachr. xvi, pp. 161-168.—Colombo, WALKER, Ent. M. M. (2) i, pp. 284-286.—I. of Jeretik, Port Wladimir, PFEFFER, JB. Hamb. vii, p. 96.

Coleoptera. ALLARD (6); ATKINSON, Catalogues of *Cicindelidae* and *Carabida* of the Oriental region (17, 18), BALY (28), BATES (33); *id.*, China and Thibet (31), BOURGEOIS (77); BROGNIART, Laos (92); *id.*, Cochin China (94); CANDÈZE, India (114); CHAMPION, Japan (124, 126); DESBROCHERS, India (164); DUMONT, India (195); DUVIVIER, India (199); EPPELSHEIM, India (229), FAUST (247); *id.*, India (245); *id.*, China (244); *id.*, China and Mongolia (243); *id.*, S.-W. Siberia and Mongolia (241); FLEUTIAUX, India (267); FOWLER, Malacca (277); FRIVALDSZKY, N. China (285), GAHAN (293); *id.*, India and Ceylon (291); GANGLBAUER, China and Mongolia (297); GESTRO, Burma (301); GORHAM, India (318); GROUVELLE, Burma (326); JACOBY, Burma (394); *id.*, China (396); *id.*, China and Kashmir (397); JAKOWLEFF, China and Mongolia (401, 402); JANSON (407); KERREMANS, India (422); LÉVEILLÉ, Cochin China (484); LEWIS, Cochin China (486); NONFRIED (571, 572); *id.*, Kashmir and China (570); POLL, Himalaya (616), RAFFRAY (631), RITSEMA (700); ROELOFS, Perak (710); SCHMIDT, Japan (740), SEMENOW (770); SEVERIN, India (778); SHARP, Ceylon (779), WATERHOUSE (888, 891); WATERHOUSE, India (890); WEISE, China and Mongolia (900).

Hymenoptera. CAMERON (110, 111); EMERY, Burma (223); FOREL, India (275); MORAWITZ, China and Mongolia (554); RADOSZKOWSKI, Korea (629).

Lepidoptera. BETHAM, India (50); ELWES, India (218, 219); HEYLAERTS, India (362, 363); LEECH, China (477, 478); MANDERS, Shan States (505); *id.*, Mooltan, Ent. M. M. (2) i, pp. 14-17; MOORE, E. India (551, 552); NICÉVILLE, India (565, 566, 567); list of Chin-Lushai butterflies, NICÉVILLE, J. Bomb. Soc. v, pp. 295-298; second list of Chin-Lushai butterflies, *id. t. c.* pp. 382-388; OBERTHUR, Thibet (575);

RAGONOT (634, 638) ; SCHAUS, Assam (731) ; SEITZ, Hong-Kong (766) ; SNELLEN, Sikkim (818) ; SWINHOE, India (839, 840) ; *id.*, Burma (838) ; WATSON, Madras, J. A. S. B. lix, pt. 2, pp. 265-269 ; a preliminary list of the butterflies of Mysore, WATSON, J. Bomb. Soc. v, pp. 28-37.

Diptera. BIGOT (55, 56, 57) ; BRAUER & BERGENSTAMM (82).

Rhynchota. BERGROTH (45) ; DISTANT (171, 172, 173, 174) ; FALLOU (240) ; JAKOWLEFF (399, 403) ; LÉON (481) ; WESTWOOD (*Aphididae*), (908).

Neuroptera. India, WOOD-MASON (926).

Orthoptera. BOLIVAR, Japan (72) ; WOOD-MASON (924, 925).

7. ASIATIC ARCHIPELAGO, INCLUDING PAPUA.

Insecta. OLIVIER, TOSQUINET, ROBBE, Borneo and Sumatra, C.R. Ent. Belg. 1890, pp. xxx-xxxii.

Coleoptera. ALLARD (6) ; BOS, Java (75) ; BOURGEOIS (76) ; CANDEZE, Borneo (113) ; *id.*, Java (116) ; DUVIVIER (197) and C.R. Ent. Belg. 1890, p. xcix ; *id.*, Philippines (199) ; *id.*, Borneo, C.R. Ent. Belg. 1890, pp. xx & xxi ; FAUST (247 & 248) ; FLACH, Sumatra (261) ; GAHAN, Borneo (293) ; *id.*, Nias I. (295) ; GESTRO, Sumatra and Nias (302) ; GORHAM, Sumatra (319) ; GROUVELLE, Sumatra (328) ; HEYLAERTS (365) ; JACOBY, Nias and Sumatra (395) ; KERREMANS, Borneo (420) ; KRAATZ, Java (444) ; *id.*, N. Guinea (443) ; KUWERT, Philippines (465) ; LEFÈVRE (479) ; POLL (612, 613) ; RICHTER (684, 685) ; RITSEMA (699, 701) ; *id.*, West Sumatra, Notes Leyd. Mus. xii, pp. 29-40 ; ROELOFS, Sumatra (710, 711) ; SENNA (774) ; SEVERIN (777) ; SLOANE, N. Guinea (796) ; WATERHOUSE (888) ; WEISE (901).

Hymenoptera. KOHL (438) ; MOCSÁRY (547).

Lepidoptera. HONRATH, Sumbawa (375) ; MARTIN, Sumatra (510) ; PAGENSTECHEER, Java (593) ; *id.*, Palawan (594) ; SEMPER, Philippines (772) ; SNELLEN (822) ; *id.*, Java (819, 821) ; *id.*, Billiton (or Belitoeng) (824) ; *id.*, Tanah-Djampea, (820, 823) and Tijdschr. Ent. xxxiii, p. xxx ; WEYMER, Celebes (910).

Diptera. BIGOT (55).

Rhynchota. KARSCH, New Guinea (411).

Neuroptera. KIRBY (430) ; SELYS, *Odonata*, Sumatra (769) ; OUDEMANS, *Thysanura* (586).

Orthoptera. BOLIVAR (72) ; BROGNIART, Borneo (93) ; KARSCH (417).

8. AUSTRALIA AND TASMANIA.

Insecta. HELMS, Mount Kosciusko, Rec. Austr. Mus. i, pp. 11-16 ; KOEBELE (436) ; TEPPER, list of named insects in the South Australian Museum, Adelaide, series 1 & 2.

Coleoptera. ALLARD (6) ; BLACKBURN (58-66) ; BOURGEOIS (76) ; KERREMANS (421) ; KRAATZ (443) ; OLLIFF (579, 580, 583) ; SCHMIDT (740) ; SHARP (781) ; SLOANE (793, 794, 795).

Hymenoptera. FROGGATT (286, 287); KOHL (438); RILEY (692).

Lepidoptera. LUCAS (493, 494); MEYRICK (534, 535, 536); MISKIN (544, 545, 546); OLLIFF (581, 582, 584); SCOTT (753).

Diptera. BIGOT (55); BRAUER & BERGENSTAMM (82); SKUSE (791, 792).

Rhynchota. MASKELL, *Coccidæ* (513, 514).

Neuroptera. KARSCH, *Odonatu* (413).

Orthoptera. TEPPER (847).

9. NORTH AMERICA.

Insecta. COQUILLET (145); GODMAN & SALVIN (317); MOFFAT, *Canad. Ent.* xxii, p. 60; PACKARD (588).—*Catalogue of the Insects of New Jersey, SMITH, *Rep. Geol. Trenton*, ii, *cf.* *Ins. Life*, iii, p. 133.—Madeleine Is., PROVANCHER (621).—Longport, N.J., HAMILTON, *Ent. News*, i, p. 142.—Colorado, COCKERELL, *Ent.* xxiii, p. 19; and Notes on the insect fauna of high altitudes in Custer County, Colorado; *Canad. Ent.* xxii, pp. 37-39, 55-60, & 76.—Fossil, SCUDDER (754-757).

Coleoptera. *Coleoptera* common to N. America and other countries, SCHWARZ (751).—BRENDEL & WICKHAM (84); CASEY (122); DIETZ (168); GAHAN (292); HAMILTON, *Ent. News*, i, p. 13; HORN (376, 377, 378, 379, 380), and *Ent. News*, i, pp. 9 & 53-55; RAFFRAY (631); RIVERS (704, 705); SCHMIDT (740); SCHWARZ, *P. E. Soc. Wash.* i, p. 267; WICKHAM (916)—A month on Vancouver Island; *id.* *Canad. Ent.* xxii, pp. 169-172.—Oregon, *id.* *Ent. News*, i, pp. 33-35.—On the lists of *Coleoptera* published by the geological survey of Canada, 1842-1888; HARRINGTON, *Canad. Ent.* xxii, pp. 135-140. &c.—New Jersey, LIEBECK, *Ent. News*, i, p. 158.—New Mexico, WICKHAM, *Ent. News*, i, p. 89.—Synopsis of *Cerambycidae*, continued, LENG, *Ent. Am.* vi, p. 9, &c.

Hymenoptera. ASHMEAD (12, 13, 14, 15); BASSETT (29); COCKERELL, *Ent.* xxiii, p. 282; COOK (143); CRESSON & HAMILTON (347); FOX (279, 280); GILLETTE (308); HANDLIERSCH (349); HARRINGTON, *Canad. Ent.* xxii, p. 40; HOWARD (383, 384); KOHL (437, 438); KRIECHBAUMER (452); RILEY & HOWARD (695); ROBERTSON (706); *Tenthredinidæ* collected at Ottawa, HARRINGTON, *Canad. Ent.* xxii, pp. 23-25; WEED (895, 896).—New Jersey, FOX, *Ent. News*, i, pp. 83 & 84.—Florida, FOX, *Ent. News*, i, p. 93.

Lepidoptera. BEHR (42); BEUTENMULLER (51); BUTLER (102); DYAR (208), and *Ent. News*, i, p. 105; EDWARDS, H. (211); EDWARDS, W. H. (213, 214, 215); FRENCH (281, 282), and *Ent. News*, i, p. 153; FYLES (288); GUMPENBERG (336); *Phycitidæ*, HULST (389); MURTFELDT (561); NEUMOEGEN (562, 563); RAGONOT (634, 635), and *Ent. Am.* vi, p. 64; SKINNER (789, 790); SMITH (804-815); SMYTH, *Psyche*, v, p. 347; WALSINGHAM (876, 877).—The butterflies of Laggan, N.W.T. Account of certain species inhabiting the Rocky Mountains in latitude 51° 25', BEAN, *Canad. Ent.* xxii, pp. 94-99.—New Hampshire, SLOSSON, *Ent. News*, i, p. 17.—Nebraska, TAYLOR, *Am. Nat.* xxiii, pp. 1024-1030.—

Philadelphia, SKINNER, Ent. News, i, p. 19.—Florida, SLOSSON, Ent. News, i, pp. 81-83, 101, & 102.—Colorado, BRUCE, Canad. Ent. xxii, p. 67.—California, BEHRENS, Zoe, i, p. 60.—Yosemite, BEHR, Zoe, i, pp. 177-179.—Lower California, BEHR, Zoe, i, pp. 246 & 247.—GROTE, Check-list of *Cymatophoridae* and *Noctuidae* (325).—Revision of *Scopelosoma*, SMITH, Ent. Am. vi, pp. 146-153.

Diptera. BIGOT (55); BRAUER & BERGENSTAMM (82); COCKERELL (135, 136); COQUILLET (146); GILLETTE (310); RÖDER (707); WHEELER (914).—Washington, TOWNSEND, P. E. Soc. Wash. i, p. 254.

Rhynchota. ASHMEAD (16); DUZEE (202, 203, 204, 205, 206); GILLETTE, Ent. News, i, p. 26; PROVANCHER (620); RILEY & HOWARD (696); SMITH (797); WOODWORTH (927).

Neuroptera. CALVERT (107), and Ent. News, i, pp. 73 & 74; HAGEN (339).—List of the *Odonata* taken at Manchester, WADSWORTH, Ent. News, i, pp. 36, 37, & 55-57.—Virginia, CALVERT, Ent. News, i, p. 22.

Orthoptera. GODING (315); SCUDDER (761).

10. CENTRAL AMERICA, INCLUDING MEXICO.

Insecta. GODMAN & SALVIN (317).

Coleoptera. BALY (27); BATES (30); CANDÈZE (115); CASEY (122); CROISSANDEAU (155); DUGÈS (192, 193); KUWERT (465); LEVEILLÉ (485); NONFRIED (571, 572); SEVERIN (776); WATERHOUSE (889); WEISE (901).

Hymenoptera. BASSETT (29); CAMERON (110); EMERY (221, 225); HANDLIRSCH (349); HOWARD (385); KOHL (437, 438); MOCSÁRY (547).

Lepidoptera. DRUCE (184, 185); MÖSCHLER (558); NEUMOEGEN (562); RAGONOT (634); SCHAUS (730); WEYMER (909).

Diptera. BIGOT (55); BRAUER & BERGENSTAMM (82); GIGLIO-TOS (305, 307).

Rhynchota. BERGROTH, C.R. Ent. Belg. 1890, p. xviii; FALLOU (240); RILEY & HOWARD, *Coccidae* (696).

Neuroptera. Termites of Panama, DUDLEY (191).

Orthoptera. SCUDDER (761).

11. ANTILLES.

Coleoptera. ALLARD (6); GAHAN (292); RAFFRAY (633).

Hymenoptera. EMERY, St. Thomas (225); KOHL (438).

Lepidoptera. DRUCE (184); MÖSCHLER (558); NEUMOEGEN, Cuba (562).

Diptera. BIGOT (55); MIK (539).

Rhynchota. RILEY & HOWARD, *Coccidae* (696).

Orthoptera. BOLIVAR, Cuba (72).

12. SOUTH AMERICA.

Coleoptera. BALY (27); BELON (44); BRENSKE (87); CHAMPION (125); DESBROCHERS (165); DUVIVIER (198, 199); LEBRUN & FAIRMAIRE, Patagonia (476); FAUST (248); GAHAN (292); GODMAN & SALVIN (317); GROUVELLE (330); JACOBY (398); KUWERT (465); LAMEERE (471, 472); NEVINSON (564); NONFRIED (571); PELSENEER, C.R. Ent. Belg. 1890, pp. clxxiv-clxxvi; QUEDENFELDT (627); RAFFRAY (631, 632); RÉGIMBART (643); REITTER & CROISSANDEAU (670); SCHMIDT (739, 740); SENNA (774); WASMANN (883, p. 302, 884); WATERHOUSE (891).

Hymenoptera. CAMERON, Trinidad (112); EMERY (221); KOHL (437, 438); KRIECHBAUMER (452); MEUNIER (529); MOCSÁRY (547); SCHLETTNER (737).

Lepidoptera. BUTLER (102); CALVERT, Chili (108); DOGNIN (177); DRUCE (184, 186, 188); HAHNEL (343); HEYLAERTS (364); MABILLE, Patagonia (476); MÖSCHLER (558); OBERTHUR (576); RAGONOT (634); SEITZ (767); SHARPE (782); WEYMER (909); WEYMER & MAASSEN (911).

Diptera. BIGOT (55); BRAUER & BERGENSTAMM (82); MEINERT (527).

Rhynchota. FALLOU (240); LETHIERRY (483); REUTER (678).

Neuroptera. KARSCH (412).

Orthoptera. BOLIVAR (70, 72); BRUNNER (97); SCUDDER (761).

PALÆO-ENTOMOLOGY.

[*Cf.* BROGNIART (91), ETHERIDGE & OLIFF (234), FLACH (260), KIRBY (428), KLEBS (435), SCHAUFUSS (727, 728), SCUDDER (754, 755, 756, 757, 758, 759, 760).]

Notes on the fossil insects of Aix; NICOLAS, C.R. Ass. sci. Fr. xviii, pp. 424-432.

Notes on Palæo-entomology during the last ten years; SCUDDER (760).

Account of the number of insects found in Amber; KLEBS (435).

List of fossil *Odonata*; KIRBY (428).

COLEOPTERA.

Carabidæ.

Neothanes, n. g., near *Carabus*, for *Cychnus testeus*, Sc., SCUDDER, p. 535, pl. vii, figs. 32, 39, n. sp.

Elaphrus irregularis, Clays of Ontario, SCUDDER, Tert. Ins. p. 534, pl. i, fig. 36, n. sp.

Loricera? *lutosa*, Clays of Ontario, SCUDDER, Tert. Ins. p. 533, pl. i, fig. 32, n. sp.

Bembidium glaciatum, pl. i, fig. 40, *fragmentum*, fig. 45, Interglacial clays of Ontario, SCUDDER, Tert. Ins. p. 532, n. spp.

Patrobis gelatus, Interglacial clays of Ontario, SCUDDER, Tert. Ins. p. 530, pl. i, fig. 48, n. sp.

Pterostichus abrogatus, p. 525, pl. i, fig. 39, *dormitans*, figs. 49, 55, *destitutus*, fig. 44, p. 526, *fractus*, figs. 29 & 30, *destructus*, fig. 46, p. 527, Interglacial clays of Ontario, SCUDDER, Tert. Ins., n. spp.

Diplochila? *henshawi*, Florissant, SCUDDER, Tert. Ins. p. 523, pl. xxviii, fig. 9, n. sp.

Platynus casus, p. 519, pl. i, fig. 42, *hindei*, fig. 54, *halli*, fig. 41, p. 520, *dissipatus*, fig. 37, *desuetus*, figs. 43, 51, 58, p. 521, *harttii*, fig. 31, Interglacial clays of Ontario, *cæsus*, Wyoming, pl. vii, fig. 34, p. 522, SCUDDER, Tert. Ins., n. spp.

Hydrophilidæ.

Hydrobius confusus, Wyoming, SCUDDER, Tert. Ins. p. 511, pl. vii, fig. 25, n. sp.

Hydrochus amictus, Interglacial clays of Ontario, p. 515, pl. i, fig. 47, *relictus*, Wyoming, p. 516, pl. viii, fig. 11, SCUDDER, Tert. Ins., n. spp.

Helophorus rigescens, Interglacial clays of Ontario, SCUDDER, Tert. Ins. p. 516, pl. i, fig. 53, n. sp.

Staphylinidæ.

Homalota recisa, Wyoming, SCUDDER, Tert. Ins. p. 509, pl. viii, fig. 14, n. sp.

✓ *Staphylinites*, n. g., for *S. obsoletum*, Sc. ; SCUDDER, Tert. Ins. p. 510, pl. viii, fig. 32.

Quedius chamberlini, pl. xvi, fig. 8, *breweri*, fig. 4, Florissant, SCUDDER, p. 508, Tert. Ins., n. spp.

Lathrobium interglaciale, Interglacial clays of Ontario, SCUDDER, Tert. Ins. p. 506, pl. i, fig. 38, n. sp.

Oxyporus stiriacus, Interglacial clays of Ontario, SCUDDER, Tert. Ins. p. 505, pl. i, fig. 36, n. sp.

Bledius glaciatus, Interglacial clays of Ontario, SCUDDER, p. 505, pl. i, fig. 35, n. sp.

Pseudolesteva, n. g., for *P. insinuans*, n. sp., in Amber from the Baltic ; SCHAUFUSS, Ent. Nachr. xvi, p. 69.

Pselaphidæ.

✓ *Greys*, n. g., for *G. conciliator*, n. sp., in Amber from the Baltic ; SCHAUFUSS, Tijdschr. Ent. xxiii, p. 113.

Tychus radians, p. 114, *avus*, p. 116, in Amber from the Baltic, SCHAUFUSS, Tijdschr. Ent. xxxiii, n. spp.

Bryaxis glabrella, p. 117, *veterum*, p. 120, in Amber from the Baltic, SCHAUFUSS, Tijdschr. Ent. xxxiii, n. spp.

✓ *Barybaxis*, n. g., p. 121, for *B. lata*, n. sp., in Amber from the Baltic, p. 122, SCHAUFUSS, Tijdschr. Ent. xxxiii.

Bythinus tenuipes, p. 123, *foveopunctatus*, p. 124, *typicus*, p. 125, *caviceps*, p. 127, in Amber from the Baltic, SCHAUFUSS, Tijdschr. Ent. xxxiii, n. spp.

✓ *Mouya*, n. g., for *M. spiculatus*, n. sp., in Amber from the Baltic ; SCHAUFUSS, Tijdschr. Ent. xxxiii, p. 129.

↓ *Deuterotyrys*, n. g., for *D. redivivus*, n. sp., in Amber from the Baltic ; SCHAUFUSS, Tijdschr. Ent. xxxiii, p. 131.

√ *Hagnometopias*, n. g., p. 133, for *H. pater*, n. sp., in Amber from the Baltic, p. 134 ; SCHAUFUSS, Tijdschr. Ent. xxxiii.

Batrisus pristinus, p. 134, *antiquus*, p. 136, in Amber from the Baltic, SCHAUFUSS, Tijdschr. Ent. xxxiii, n. spp.

√ *Cymbalizon*, n. g., p. 137, for *C. tyroides*, n. sp., in Amber from the Baltic, p. 138 ; SCHAUFUSS, Tijdschr. Ent. xxxiii.

Tyrys electricus in Amber from the Baltic, SCHAUFUSS, Tijdschr. Ent. xxxiii, p. 139, n. sp.

↓ *Otenistodes*, n. g., p. 141, for *C. claviger*, n. sp., in Amber from the Baltic, p. 142, pl. v, fig. 17 ; SCHAUFUSS, Tijdschr. Ent. xxxiii.

↓ *Dantiscanus*, n. g., p. 142, for *D. costalis*, n. sp., in Amber from the Baltic, p. 143 ; SCHAUFUSS, Tijdschr. Ent. xxxiii.

√ *Pammiges*, n. g., for *P. spectrum*, n. sp., pl. v, fig. 19, in Amber from the Baltic ; SCHAUFUSS, Tijdschr. Ent. xxxiii, p. 144.

√ *Pantobatrisus*, n. g., for *P. cursor*, n. sp., in Amber from the Baltic ; SCHAUFUSS, Tijdschr. Ent. xxxiii, p. 145.

√ *Nugaculus*, n. g., p. 147, for *N. calcitrans*, n. sp., in Amber from the Baltic, p. 148 ; SCHAUFUSS, Tijdschr. Ent. xxxiii.

√ *Nugator*, n. g., for *N. stricticollis*, n. sp., in Amber from the Baltic ; SCHAUFUSS, Tijdschr. Ent. xxxiii, p. 149.

Euplectus lentiferus, p. 152, *quadrifoveolatus*, p. 154, *mozarti*, p. 155, in Amber from the Baltic, SCHAUFUSS, Tijdschr. Ent. xxxiii, n. spp.

↓ *Hetereuplectus*, n. g., for *H. retrorsus*, n. sp., in Amber from the Baltic ; SCHAUFUSS, Tijdschr. Ent. xxxiii, p. 156.

Faronus porrectus, *tritomicrus*, in Amber from the Baltic ; SCHAUFUSS, Tijdschr. Ent. xxxiii, p. 158.

Silphidæ.

Ptomascopus aveyronensis, Tertiary Beds in S. France, FLACH, Deutsche e. Z. 1890, p. 106, n. sp.

√ *Palaosilpha*, n. g., p. 106, for *P. fraasii*, n. sp., Tertiary Beds in S. France, p. 107 ; FLACH, Deutsche e. Z. 1890.

Cucujidæ.

Parandrita vestita, Wyoming, SCUDDER, Tert. Ins. p. 501, pl. vii, fig. 41, n. sp.

Byrrhidæ.

Nosodendron tritavum, Wyoming, SCUDDER, Tert. Ins. p. 499, pl. vii, fig. 36, n. sp.

Scarabæidæ.

Ægialia rupta, Wyoming, SCUDDER, Tert. Ins. p. 489, pl. viii, fig. 19, n. sp.

Buprestidæ.

✓*Mesostigmodera*, n. g., for *M. typica*, n. sp., Lower Mesozoic of Australia; ETHERIDGE & OLLIFF, Mem. Geol. Surv. N.S.W., Pal. vii, p. 9, pl. ii, figs. 1-3.

Lampyridæ.

✓*Palæotycus*, n. g., for *L. problematicus*, n. sp., Upper Tertiary in Australia; ETHERIDGE & OLLIFF, Mem. Geol. Surv. N.S.W., Pal. vii, p. 11, pl. i, figs. 10-14.

Rhipidophoridæ.

Rhipiphorus geikiei, Florissant, SCUDDER, Tert. Ins. p. 482, pl. xxvii, fig. 1, n. sp.

Curculionidæ.

Anthonomus soporus, Wyoming, SCUDDER, Tert. Ins. p. 472, pl. viii, fig. 16, n. sp.

Listronotus muratus, Wyoming, SCUDDER, Tert. Ins. p. 474, pl. viii, fig. 23, n. sp.

Tunymecus seculorum, Wyoming, SCUDDER, Tert. Ins. p. 476, pl. viii, fig. 22, n. sp.

Sitones grandævus, Sc., referred to *Eugnamptus* and figured; SCUDDER, Tert. Ins. p. 481, pl. viii, fig. 20.

Scolytidæ.

Hylastes? squalidens, Interglacial clays of Toronto, SCUDDER, Tert. Ins. p. 468, pl. i, figs. 23-25, n. sp.

Anthotribidæ.

Choragus fictilis, Wyoming, SCUDDER, Tert. Ins. p. 465, pl. viii, fig. 9, n. sp.

Hormiscus partitus, Wyoming, SCUDDER, Tert. Ins. p. 467, pl. viii, fig. 17, n. sp.

Chrysomelidæ.

Donacia stiria, fig. 28, *pompatica*, figs. 33 & 34, Interglacial clays of Ontario, SCUDDER, Tert. Ins. p. 486, pl. i, n. spp.

HYMENOPTERA.

Aculeata.

Didineis solidescens, Wyoming, SCUDDER, Tert. Ins. p. 620, pl. x, fig. 30, n. sp.

Ichneumonidæ.

✓*Lithotorus*, n. g. *Ichneumonides*, for *L. cressoni*, n. sp., Wyoming, pl. x, fig. xxi; SCUDDER, p. 609, Tert. Ins.

Rhyssa juvenis, Wyoming, SCUDDER, Tert. Ins. p. 609, pl. x, fig. 19, n. sp.

Glypta transversalis, Wyoming, SCUDDER, Tert. Ins. p. 613, pl. x, fig. 25, n. sp.

Eclytus lutatus, Wyoming, SCUDDER, Tert. Ins. p. 614, pl. x, fig. 24, n. sp.

Tenthredinidæ.

Taxonus nortoni, Wyoming, SCUDDER, Tert. Ins. p. 604, pl. x, figs. 26 & 27, n. sp.

LEPIDOPTERA.

Rhopalocera.

Prodryas persephone, Sc., figured and described; SCUDDER, Rep. U. S. Geol. Surv. viii. pt. i, pp. 441-448, pl. lii, figs. 1-10.

√ *Jupiteria*, n. g. near *Junonia*, p. 448, for *J. charon*, n. sp., Tertiary deposits of Florissant, p. 450, pl. lii, figs. 14 & 15; SCUDDER, Rep. U. S. Geol. Surv. viii, pt. i.

√ *Lithcpsyche*, n. g. near *Hypanartia*, p. 452, for *L. styx*, n. sp., Tertiary deposits of Florissant, p. 454, pl. lii, figs. 11, 16, & 17; SCUDDER, Rep. U. S. Geol. Surv. viii, pt. 1.

√ *Nymphalites*, n. g. *Nymphalidæ*, for *N. obscurum*, n. sp., Tertiary deposits of Florissant; SCUDDER, p. 457, pl. liii, figs. 10-13, Rep. U. S. Geol. Surv. viii, pt. i.

√ *Apanthesis*, n. g. near *Anelia*, p. 459, for *A. leuce*, n. sp., Tertiary deposits of Florissant, p. 461, pl. lii, figs. 12 & 13; SCUDDER, Rep. U. S. Geol. Surv. viii, pt. 1.

√ *Prolibythea*, n. g., p. 461, for *P. vagabunda*, n. sp., Tertiary deposits of Florissant, p. 465, pl. liii, figs. 4-9; SCUDDER, Rep. U. S. Geol. Surv. viii, pt. i.

√ *Stolopsyche*, n. g. (*Pieridi*), p. 467, for *S. libytheoides*, n. sp., Tertiary deposits of Florissant, p. 468, pl. liii, figs. 1-3; SCUDDER, Rep. U. S. Geol. Surv. viii, pt. i.

Tineidæ.

Psecadia mortuella, Florissant, SCUDDER, Tert. Ins. p. 603, pl. xv, figs. 12 & 17, n. sp.

DIPTERA.

Sciophila hyattii, Wyoming, SCUDDER, Tert. Ins. p. 597, pl. x, fig. 6, n. sp.

Anaclinia, sp. ?, figured and noticed; SCUDDER, Tert. Ins. p. 597, pl. ix, fig. 12.

Boletina umbratica, p. 593, pl. x, fig. 3, *puludivaga*, fig. 7, p. 594, Wyoming, SCUDDER, Tert. Ins., n. spp.

Rymosia strangulata, Wyoming, SCUDDER, Tert. Ins. p. 590, pl. x, fig. 2, n. sp.

Anatella tacita, Wyoming, SCUDDER, Tert. Ins. p. 589, pl. x, fig. 13, n. sp.

Sciara scopuli, Wyoming, SCUDDER, Tert. Ins. p. 588, pl. x, fig. 16, n. sp.

Plecia pealei, shales at Twin Creek, p. 585, pl. iv, figs. 2, 3, 10, 11, & 12, *dejecta*, Wyoming, p. 586, pl. x, fig. 17, SCUDDER, Tert. Ins. n. spp.

Culex damnatorum, Wyoming, SCUDDER, Tert. Ins. p. 582, pl. x, fig. 14, n. sp.

Chironomus septus, Wyoming, SCUDDER, p. 578, pl. x, fig. 8, Tert. Ins.; *C. venerabilis*, Tertiary formations in Australia, ETHERIDGE & OLLIFF, Mem. Geol. Surv. N. S. W., Pal. vii, p. 7, pl. i, fig. 2: n. spp.

Tipula spoliata, p. 577, pl. x, fig. 4, *sepulchri*, fig. 1, & p. 578, Wyoming, SCUDDER, Tert. Ins., n. spp.

↓ *Lithophysa*, n. g. *Beridina*, *Stratiomyiidae*, for *L. tumulta*, n. sp., Wyoming, pl. ix, fig. 31; SCUDDER, p. 566, Tert. Ins.

↓ *Aasarcomyia*, n. g. *Beridina*, for *A. cadaver*, n. sp., Wyoming; SCUDDER, p. 567, pl. ix, fig. 17, Tert. Ins.

Psilota tabidosa, Wyoming, SCUDDER, Tert. Ins. p. 561, pl. ix, fig. 9, n. sp.

RHYNCHOTA.

Statistics, generalisations, and comparisons as to the N. American and European Tertiary *Hemiptera*; SCUDDER (759).

Pentatomidæ.

↓ *Stenopelta*, n. g. *Cydnida*, for *Æthys punctulatus*, Sc.; SCUDDER, Tert. Ins. p. 437.

↓ *Procydnus*, n. g. *Cydnida*, p. 438, for the following n. spp. from Florissant: *pronus*, p. 439, pl. xxviii, fig. 5, *devictus*, fig. 4, *divexus*, p. 440, *quietus*, *reliquus*, p. 441, *vesperus*, fig. 15, *eatonii*, p. 442; SCUDDER, Tert. Ins.

↓ *Nerocydnus*, n. g. *Cydnida*, p. 443, for the following n. spp.: *vulcanius*, Florissant, p. 444, *gosiutensis*, Wyoming, pl. vii, fig. 22, *torpens*, p. 445, *styggius*, *amyzonus*, pl. xxviii, fig. 16, p. 446, *senior*, *solidatus*, pl. xxviii, fig. 13, p. 447, *revectus*, p. 448, Florissant; SCUDDER, Tert. Ins.

↓ *Thlibomenus*, n. g. *Cydnida*, p. 448, for *T. petreus*, *parvus*, pl. xix, fig. 23, p. 449, *perennatus*, *limosus*, pl. xxviii, fig. 12, p. 450, *macer*, p. 451, n. spp., Florissant; SCUDDER, Tert. Ins.

↓ *Discostoma*, n. n. for *Lobostoma*, Am.-Serv., with figure of a fossil species, pl. xxii, fig. 6; SCUDDER, Tert. Ins.

↓ *Teleoschistus*, n. g. *Pentatomida*, p. 454, for *T. rigoratus*, pl. xxviii, fig. 14, p. 456, *placatus*, fig. 3, p. 457, n. spp., Florissant, and *Euschistus antiquus*, Sc., which is figured pl. ii, figs. 17-19; SCUDDER, Tert. Ins.

↓ *Thnetoschistus*, n. g. *Pentatomida*, p. 457, for *T. revulsus*, n. sp., Florissant, pl. xxviii, fig. 6, p. 458; SCUDDER, Tert. Ins.

↓ *Poteschistus*, n. g. *Pentatomida*, for *P. obnubilus*, n. sp., Florissant, pl. xxviii, fig. 18, SCUDDER, Tert. Ins. p. 458.

↓ *Cacoschistus*, n. g. *Pentatomida*, for *C. maceriatas*, pl. xxviii, fig. 2, n. sp., Florissant; SCUDDER, Tert. Ins. p. 459.

√ *Mateoschistus*, n. g. *Pentatomida*, p. 459, for *M. limigenus*, n. sp., Florissant, p. 460; SCUDDER, Tert. Ins.

√ *Polioschistus*, n. g. *Pentatomida*, p. 460, for *P. ligatus*, pl. xxviii, fig. 7, *lapidarius*, fig. 10, n. spp., Florissant, p. 461; SCUDDER, Tert. Ins.

√ *Pentatomites*, n. g. *Pentatomida*, p. 461, for *P. foliarum*, n. sp., Florissant, pl. xxviii, fig. 1, p. 462; SCUDDER, Tert. Ins.

√ *Tiroschistus*, n. g. *Pentatomida*, p. 462, for *T. indurescens*, n. sp., Florissant, pl. xxii, fig. 4, p. 463; SCUDDER, Tert. Ins.

√ *Thlimmoschistus*, n. g. *Pentatomida*, for *T. gravidatus*, n. sp., Florissant, pl. xxviii, figs. 11 & 19, p. 463; SCUDDER, Tert. Ins.

Mecocephala, sp. from Florissant, head figured, pl. xxviii, fig. 8; SCUDDER, Tert. Ins.

Coreidæ.

Anasa priscoputida, p. 412, pl. xxiv, fig. 4, Florissant, SCUDDER, Tert. Ins. p. 412, n. sp.

√ *Achrestocoris*, n. g. *Coreina*, for *A. cinerarius*, n. sp., Florissant, pl. xxii, fig. 1; SCUDDER, Tert. Ins. p. 413.

√ *Phthinocoris*, n. g. *Coreina*, for *P. colligatus*, pl. xxii, fig. 3, p. 414, *lethargicus*, pl. xxvi, fig. 17, & pl. xxvii, fig. 17, *languidus*, pl. xxvii, fig. 6, p. 415, *petræus*, p. 416, Florissant; SCUDDER, Tert. Ins.

√ *Piezocoris*, n. g. *Coreina*, p. 416, for *P. peritus*, pl. xxv, fig. 15, *compactilis*, *P. ? peremptus*, pl. xxvi, fig. 14, p. 417, n. spp., Florissant; SCUDDER, Tert. Ins.

√ *Cacalydus*, n. g. *Alydinæ*, for *C. lapsus*, pl. xxv, fig. 12, p. 419, *castripatus*, fig. 3, p. 420, n. spp.; SCUDDER, Tert. Ins.

Cydamus robustus, Florissant, p. 420, pl. xxvi, fig. 3, SCUDDER, Tert. Ins., n. sp.

√ *Parodarmistus*, n. g. *Alydinæ*, p. 421, for the following n. spp. from Florissant: *abscissus*, *caducus*, *collisus*, pl. xxv, fig. 13, p. 422, *defectus*, *exanimatus*, p. 423, *inhibitus*, p. 424; SCUDDER, Tert. Ins.

Protenor imbecillis, Florissant, SCUDDER, Tert. Ins. p. 424, pl. xxvi, fig. 8, n. sp.

√ *Tenor*, n. g. *Coreidæ*, for *T. spelunçæ*, n. sp., Florissant; SCUDDER, Tert. Ins. p. 425.

√ *Etiocoris*, n. g. *Coreidæ*, p. 425, for *E. infernalis*, n. sp., Florissant, p. 426, pl. xxvi, fig. 16; SCUDDER, Tert. Ins.

√ *Rhepocoris*, n. g. *Coreidæ*, p. 426, for the following n. spp. from Florissant: *pratæctus*, *macrescens*, *prævalens*, pl. xxv, figs. 4, 6, 7, 9, 10, 11, 14, & 16, & pl. xxvi, fig. 11, p. 427, *propinquans*, pl. xxv, fig. 1, & pl. xxvi, fig. 13, p. 428, *minima*, p. 429; SCUDDER, Tert. Ins.

√ *Orthriocoris*, n. g. *Coreidæ*, p. 429, for *O. longipes*, n. sp., Florissant, p. 430, pl. xxvi, fig. 1; SCUDDER, Tert. Ins.

√ *Heeria*, n. g. *Pseudophlæina*, p. 430, for *H. gulosa*, pl. xxvii, figs. 5, 12, & 18, & pl. xxviii, fig. 17, p. 431, *lapidosa*, pl. xxvii, figs. 3 & 19, *fæda*, p. 432, n. spp., Florissant; SCUDDER, Tert. Ins.

Corizus celatus, pl. xxvii, fig. 15, *abditivus*, pl. xxv, fig. 5, & pl. xxvi, fig. 4, p. 433, *somnurnus*, p. 434, Florissant, SCUDDER, Tert. Ins., n. spp.

Pyrrhocoridae.

Dysdercus cinctus, pl. xxiv, figs. 11, 13, & 14, *unicolor*, Florissant, SCUDDER, Tert. Ins. p. 410, n. spp.

Lygaeidae.

Lygeus stabilitus, p. 376, pl. xxii, fig. 10, & pl. xxiv, fig. 16, *obsolescens*, pl. xxiv, fig. 15, *fæculentus*, p. 377, Florissant, SCUDDER, Tert. Ins., n. spp.

Nysius vinctus, *vecula*, pl. xxii, fig. 7, p. 378, *tritius*, pl. xxiii, fig. 20, *terrae*, fig. 31, p. 379, *stratus*, pl. xxiii, figs. 14 & 27, & pl. xxv, figs. 2 & 8, Florissant, SCUDDER, Tert. Ins., n. spp.

Geocoris infernorum, Florissant, SCUDDER, p. 381, pl. xxiii, figs. 17 & 26, n. sp.

√ *Procrophius*, n. g. *Oxycarenina*, p. 381, for *P. communis*, pl. xxiii, figs. 12, 18, 28, & 29, & pl. xxiv, fig. 1, *costalis*, pl. xxiii, fig. 8, p. 382, *languens*, p. 383, pl. xxiii, fig. 23, n. spp., Florissant; SCUDDER, Tert. Ins.

Ligyrocoris exsuctus, Florissant, SCUDDER, p. 385, pl. xxiv, fig. 5, Tert. Ins., n. sp.

√ *Stenopamera*, n. g. *Myodocharia*, *Lygaeidae*, p. 385, for *S. tenebrosa*, pl. xxiii, figs. 16 & 24, *subterrea*, fig. 7, n. spp., Florissant, p. 386; SCUDDER, Tert. Ins.

√ *Catopamera*, n. g. *Myodocharia*, *Lygaeidae*, for *C. augheyi*, pl. xxvii, fig. 7, *bradleyi*, pl. xxvi, fig. 12, n. spp., Florissant; SCUDDER, p. 387, Tert. Ins.

√ *Phrudopamera*, n. g. *Myodocharia*, *Lygaeidae*, for *P. wilsoni*, pl. xxvii, figs. 9 & 16, p. 388, *chittendeni*, pl. xxvi, figs. 7 & 9, p. 389, n. spp., Florissant; SCUDDER, Tert. Ins.

√ *Lithocoris*, n. g. *Myodocharia*, *Lygaeidae*, for *L. evulsus*, n. sp., Florissant, p. 391; SCUDDER, Tert. Ins.

√ *Cophocoris*, n. g. *Myodocharia*, *Lygaeidae*, for *C. tenebricosus*, n. sp., Florissant; SCUDDER, Tert. Ins. p. 391.

√ *Eucorites*, n. g. *Myodocharia*, *Lygaeidae*, for *E. serescens*, n. sp., Florissant; SCUDDER, Tert. Ins. p. 392.

√ *Procoris*, n. g., p. 392, *Myodocharia*, *Lygaeidae*, for *P. sanctæjohannis*, *bechleri*, pl. xxvii, fig. 4, n. spp., Florissant, p. 393; SCUDDER, Tert. Ins.

√ *Ctereacoris*, n. g. *Myodocharia*, *Lygaeidae*, for *C. primigenus*, n. sp., Florissant; SCUDDER, Tert. Ins. p. 394.

Trapezonotus exterminatus, p. 395, pl. xxii, fig. 9, & pl. xxiii, figs. 11, 22, & 25, *stygialis*, pl. xxvii, fig. 11, p. 396; SCUDDER, Tert. Ins.

√ *Linnaea*, n. g. *Rhypparochromaria*, p. 396, for the following n. spp. from Florissant: *holmesii*, pl. xxiii, fig. 10, *putnami*, fig. 4, p. 397, *abolita*, *carcerata*, pl. xxiii, fig. 2, p. 398, *evoluta*, fig. 21, *gravida*, fig. 19, p. 39; SCUDDER, Tert. Ins.

Rhyparochromus verrillii, Florissant, SCUDDER, p. 400, pl. xxiii, figs. 15 & 30, Tert. Ins., n. sp.

↓ *Tiromerus*, n. g. *Rhyparochromaria*, *Lygæidæ*, p. 401, for *T. torpefactus*, *tabifluus*, n. spp., Florissant, p. 402; SCUDDER, Tert. Ins.

↓ *Lithochromus*, n. g. *Rhyparochromaria*, *Lygæidæ*, p. 402, for *L. gardneri*, pl. xxvi, fig. 10, & pl. xxvii, fig. 8, *obstrictus*, p. 403, *mortuarius*, pl. xxvi, fig. 2, *extraneus*, fig. 6, p. 404, n. spp., Florissant; SCUDDER, Tert. Ins.

↓ *Coptochromus*, n. g. *Rhyparochromaria*, *Lygæidæ*, for *C. manium*, n. sp., Florissant; SCUDDER, Tert. Ins. p. 405.

↓ *Prolygæus*, n. g. *Rhyparochromaria*, *Lygæidæ*, p. 405, for *P. inundatus*, n. sp., Florissant, p. 406, pl. xxvii, fig. 13; SCUDDER, Tert. Ins.

↓ *Necrochromus*, n. g. *Rhyparochromaria*, *Lygæidæ*, p. 406, for *N. cockerelli*, pl. xxvii, fig. 10, *labatus*, fig. 14, *saxificus*, n. spp., Florissant, p. 407; SCUDDER, Tert. Ins.

↓ *Exitelus*, n. g. *Rhyparochromaria*, *Lygæidæ*, for *E. exsanguis*, n. sp., Florissant, pl. xxvii, fig. 2; SCUDDER, Tert. Ins. p. 408.

↓ *Cryptochromus*, n. g. *Rhyparochromaria*, *Lygæidæ*, for *C. lætatus*, n. sp., Florissant; SCUDDER, Tert. Ins. p. 409.

Capsidæ.

Closterocoris elegans, Florissant, SCUDDER, Tert. Ins. p. 363, pl. xxiv, fig. 7, n. sp.

Carmelus gravatus, fig. 10, *sepositus*, fig. 6, Florissant, SCUDDER, Tert. Ins. p. 364, pl. xxiv, n. spp.

Fuscus? fœcatus, Florissant, SCUDDER, Tert. Ins. p. 365, pl. xxii, fig. 5, n. sp.

Pæcilocapsus fremontii, p. 365, pl. xxiv, fig. 3, *veterandus*, fig. 9, p. 366, *eternosus*, *tubidus*, p. 367, fig. 8, *ostentus*, p. 368, fig. 2, Florissant, SCUDDER, Tert. Ins., n. spp.

Capsus obsolefactus, pl. xxiii, fig. 13, p. 368, *lacus*, p. 369, pl. xxii, fig. 2, Florissant, SCUDDER, Tert. Ins., n. spp.

↓ *Aporema*, n. g. *Capsidæ*, p. 369, for *A. præstrictum*, n. sp., Florissant, p. 370, pl. xx, fig. 4; SCUDDER, Tert. Ins.

Hadronema cinerescens, Florissant, SCUDDER, p. 370, pl. xxiv, fig. 12, Tert. Ins., n. sp.

Cholula triguttata, Wyoming, SCUDDER, p. 389, pl. vii, fig. 21, Tert. Ins., n. sp.

Tingitidæ.

Piesma ? rotunda, Florissant, SCUDDER, p. 358, pl. xxiii, fig. 6, Tert. Ins., n. sp.

Monanthiu veterna, Florissant, SCUDDER, p. 359, pl. xxiii, figs. 5 & 9, Tert. Ins., n. sp.

↓ *Eotingis*, n. g. *Tingidæ*, p. 359, for *E. antennata*, n. sp., Florissant, p. 360, pl. xxiii, figs. 1 & 3; SCUDDER, Tert. Ins.

Reduviidæ.

↓ *Eothes*, n. g. *Acanthaspidina*, *Reduviidæ*, for *E. elegans*, n. sp., Florissant, pl. xxvi, fig. 5; SCUDDER, p. 355, Tert. Ins.

√*Tagalodes*, n. g. *Saicina*, *Reduviidae*, p. 356, for *T. inermis*, n. sp., Florissant, p. 357, pl. xxvi, fig. 15; SCUDDER, Tert. Ins.

Hydrobatidae, *Veliidae*, *Galgulidae*, *Notonectidae*, *Corisidae*.

Metrobates aternalis, Florissant, SCUDDER, p. 353, pl. xxii, fig. 15, Tert. Ins., n. sp.

√*Telmatrechus*, n. g. *Hydrobatidae*, p. 351, for *T. parallelus*, n. sp., Wyoming, p. 353, pl. iv, fig. 1, and *Hygrotrechus stali*, Sc.; SCUDDER, Tert. Ins.

√*Stenovelia*, n. g. *Veliidae*, p. 349, for *S. nigra*, n. sp., Florissant, p. 350, pl. xxii, figs. 8 & 14; SCUDDER, Tert. Ins.

√*Palæovelia*, n. g. *Veliidae*, for *P. spinosa*, n. sp., Florissant, pl. xxii, fig. 13; SCUDDER, Tert. Ins. p. 349.

√*Necygonus*, n. g. *Galgulidae*, p. 347, for *N. rotundatus*, n. sp., Wyoming, p. 348, pl. vii, fig. 8; SCUDDER, Tert. Ins.

Notonecta emersoni, Florissant, SCUDDER, Tert. Ins. p. 346, pl. xxii, fig. 11, n. sp.

√*Prosigara*, n. g., p. 343, for *P. flabellum*, n. sp., Florissant, p. 344, pl. xxii, fig. 12; SCUDDER, Tert. Ins.

Corisca vanduzeei, p. 344, pl. xxii, fig. 17, *immersa*, p. 345, fig. 16, Florissant, SCUDDER, Tert. Ins., n. spp.

Cicadidae.

Cicada? lowei, Lower Mesozoic in Australia, ETHERIDGE & OLLIFF, Mem. Geol. Surv. N.S.W., Pal. vii, p. 6, pl. i, fig. 1, n. sp.

Fulgoridae.

√*Nyctophylax*, n. g., near *Enechophora*, for *N. uhleri*, p. 279, pl. xix, fig. 11, *vigil*, fig. 8, p. 280, n. spp., Florissant; SCUDDER, Tert. Ins.

Lysira? leei, Wyoming, SCUDDER, Tert. Ins. p. 283, pl. vii, fig. 2, n. sp.

Fulgora populata, Wyoming, pl. vii, fig. 16, p. 284, *obticescens*, Florissant, pl. xix, fig. 1, p. 285, SCUDDER, Tert. Ins., n. spp.

Dictyophara bouvei, Florissant, SCUDDER, Tert. Ins. p. 286, pl. xxi, fig. 16, n. sp.

Cixius? proavus, Florissant, SCUDDER, Tert. Ins. p. 287, pl. xix, fig. 14, n. sp.

Oliarus? lutensis, Wyoming, SCUDDER, Tert. Ins. p. 288, pl. vii, fig. 18, n. sp.

√*Diaplegma*, n. g. *Cixiides*, p. 288, for the following n. spp. from Florissant: *haldemani*, p. 289, *veterascens*, *abductum*, pl. xv, fig. 8, p. 290, *venerabile*, *occultorum*, p. 291, *ruinosum*, *obdormitum*, p. 292; SCUDDER, Tert. Ins., n. sp.

√*Oliarites*, n. g. *Cixiides*, for *Mnemosyne terrentula*, Sc., which is figured, pl. vii, fig. 17; SCUDDER, Tert. Ins. p. 293.

√*Florissantia*, n. g. *Cixiides*, p. 293, for *F. elegans*, n. sp., Florissant, p. 294, pl. xix, fig. 12; SCUDDER, Tert. Ins.

Elidiptera regularis, Florissant; SCUDDER, p. 297, pl. xix, fig. 13, Tert. Ins., n. sp.

↓ *Hammapteryx*, n. g. *Ricaniiides*, for *H. reticulata*, n. sp., Wyoming ; SCUDDER, Tert. Ins. p. 298, pl. vi, fig. 34.

↓ *Lithopsis elongata*, Wyoming, SCUDDER, Tert. Ins. p. 301, pl. vi, fig. 28, n. sp.

↓ *Ficarasites*, n. g. *Flatides*, for *F. stigmatiolum*, n. sp., Wyoming, pl. vi, fig. 20 ; SCUDDER, Tert. Ins. p. 301.

Cercopidæ.

↓ *Cercopites*, n. g., for *C. umbratilis*, p. 316, pl. vii, fig. 9, *calliscens*, p. 317, pl. vi, fig. 32, n. spp., Wyoming ; SCUDDER, Tert. Ins.

↓ *Cercopis astricta*, Wyoming, p. 318, pl. vii, fig. 15, *suffocata*, Florissant, p. 319, pl. xix, figs. 2 & 3, SCUDDER, Tert. Ins., n. spp.

↓ *Cercopyllis*, n. g. *Cercopidæ*, for *C. justicie*, pl. xlii, fig. 6, *delicatula*, fig. 11, p. 471, *adolescens*, fig. 12, p. 472, n. spp., Triassic Beds in Colorado ; SCUDDER, Mem. Bost. Soc. iv.

↓ *Locrites*, n. g., for *L. copei*, p. 323, pl. xxi, fig. 19, *whitei*, fig. 17, p. 324, n. spp., Florissant ; SCUDDER, Tert. Ins. iii.

↓ *Pelecphora*, n. g., p. 324, for the following n. spp. : *P. maculata*, p. 326, pl. xx, figs. 10 & 17, *patefacta*, Wyoming, pl. vii, fig. 7, *marvinei*, pl. xx, figs. 11-13, pl. xxi, figs. 9 & 12, p. 327, *communis*, pl. xx, figs. 3, 20, & 21, p. 328, *pravulens*, pl. xx, fig. 1, pl. xxi, fig. 2, *inornata*, pl. xx, fig. 15, p. 329, Florissant ; SCUDDER, Tert. Ins.

↓ *Lithecphora*, n. g., p. 329, for *L. setigera*, pl. xx, fig. 22, *diaphana*, pl. xxi, fig. 13, p. 330, *unicolor*, pl. xxi, figs. 4, 5, 11, & 14, *murata*, figs. 3 & 8, p. 331, n. spp., Florissant ; SCUDDER, Tert. Ins.

↓ *Prinecphora*, n. g., for *P. balteata*, n. sp., Florissant, pl. xx, fig. 14 ; SCUDDER, Tert. Ins., p. 332.

↓ *Palaphrodes*, n. g., p. 333, for *P. cincta*, pl. xx, fig. 16, & pl. xxi, fig. 15, p. 334, *obscura*, pl. xxi, fig. 18, *irregularis*, pl. xx, figs. 2 & 18, pl. xxi, figs. 6 & 7, p. 335, *obliqua*, pl. xxi, fig. 10, *transversa*, p. 336, n. spp., Florissant ; SCUDDER, Tert. Ins.

↓ *Clasoptera comstocki*, Florissant, SCUDDER, Tert. Ins. p. 338, pl. xix, fig. 22, n. sp.

Jassidæ.

↓ *Tettigonia priscomarginata*, Wyoming, p. 302, pl. vii, fig. 4, *priscotincta*, pl. xix, fig. 9, Florissant, *priscovariegata*, Wyoming, p. 303, SCUDDER, Tert. Ins., n. spp.

↓ *Agallia lewisii*, p. 305, pl. xix, figs. 7 & 21, *flacoida*, fig. 18, *instabilis*, pl. xxi, fig. 1, p. 306, *abstracta*, p. 307, pl. xix, fig. 5, Florissant, SCUDDER, Tert. Ins., n. spp.

↓ *Gypona cinervia*, Florissant, SCUDDER, Tert. Ins. p. 308, pl. xix, fig. 4, n. sp.

↓ *Jassus* ? *latebræ*, Florissant, SCUDDER, Tert. Ins. p. 308, pl. xx, fig. 19, n. sp.

↓ *Thamnotettix mutilata*, pl. vii, fig. 6, *gunnettii*, pl. vi, fig. 33, & pl. vii,

fig. 5, p. 309, Wyoming, *fundi*, Florissant, p. 310, pl. xix, fig. 20, SCUDDER, Tert. Ins., n. spp.

✓ *Cicadula savosa*, Wyoming, SCUDDER, Tert. Ins. p. 310, pl. vi, fig. 26, n. sp.

✓ *Acocephalus callosus*, Florissant, SCUDDER, Tert. Ins. p. 311, pl. xix, fig. 15, n. sp.

✓ *Jassopsis*, n. g., near *Thamnotettix*, for *J. evidens*, n. sp., Florissant, pl. xix, fig. 16; SCUDDER, Tert. Ins. p. 312.

✓ *Celidia wyomingensis*, Wyoming, SCUDDER, Tert. Ins. p. 313, pl. iv, fig. 8, n. sp.

✓ *Docimus*, n. g., for *D. psylloides*, n. sp., Florissant; SCUDDER, Tert. Ins. p. 314, pl. xix, figs. 6 & 17.

Psyllidæ.

✓ *Necropsylla*, n. g. *Aphalarina*, for *N. rigida*, n. sp., Florissant, pl. xii, figs. 11 & 21; SCUDDER, Tert. Ins. p. 276.

✓ *Catopsylla*, n. g., *Psyllina*, for *C. prima*, n. sp., Florissant; SCUDDER, Tert. Ins. p. 277.

Aphididæ.

✓ *Anconatus bucktoni*, Florissant, SCUDDER, Tert. Ins. p. 272, n. sp.

✓ *Pterostigma nigrum*, Florissant, SCUDDER, Tert. Ins. p. 275, n. sp.

✓ *Cataneura*, n. g., for *C. absens*, *rileyi*, n. spp., Florissant; SCUDDER, Tert. Ins. p. 245.

✓ *Archilachnus mudgei*, Florissant, SCUDDER, Tert. Ins. p. 247, n. sp.

✓ *Geranchon*, n. g., for *G. davisii*, n. sp., Florissant, and *Lachnus petrorum*, Sc.; SCUDDER, Tert. Ins. p. 248.

✓ *Sbenaphis*, n. g., p. 250, for *Lachnus quesneli*, Sc., and *S. uhleri*, p. 252, *lassa*, p. 253, n. spp., Florissant, SCUDDER, Tert. Ins.

✓ *Aphantaphis*, n. g., p. 253, for *A. exsua*, n. sp., Florissant, p. 254; SCUDDER, Tert. Ins.

✓ *Siphonophoroides rafinesquei*, p. 256, *propinqua*, p. 257, Florissant, SCUDDER, Tert. Ins., n. spp.

✓ *Lithaphis*, n. g., p. 257, for *L. diluta*, n. sp., Florissant, p. 258; SCUDDER, Tert. Ins.

✓ *Tetraphis*, n. g., p. 258, for *Siphonophoroides simplex*, Buck., and *T. walshii*, n. sp., Florissant, p. 260; SCUDDER, Tert. Ins.

✓ *Aphidopsis*, n. g., p. 260, for the following n. spp. from Florissant: *subterna*, p. 261, *hargeri*, p. 262, *lutaria*, p. 263, *margarum*, pl. xviii, fig. 8, *dalli*, p. 264, *emaciata*, p. 265; SCUDDER, Tert. Ins.

✓ *Oryctaphis*, n. g. for *O. recondita*, pl. xviii, fig. 14, p. 266, *lesueurii*, p. 267, n. spp., Florissant; SCUDDER, Tert. Ins.

✓ *Sychnobrochus*, n. g. for *S. revivescens*, n. sp., Florissant, pl. xviii, fig. 6; SCUDDER, Tert. Ins. p. 268.

✓ *Amalancon*, n. g. *Schizoneurina* for *A. lutosus*, n. sp., Florissant, pl. xviii, fig. 13; SCUDDER, Tert. Ins. p. 270.

Coccidæ.

Monophlebus simplex, Florissant, SCUDDER, Tert. Ins. p. 242, n. sp.

NEUROPTERA.

Trichoptera.

Hydropsyche marcens, Florissant, SCUDDER, Tert. Ins. p. 180, pl. xv, fig. 7, n. sp.

Polycentropus exesus, p. 181, *P. ? eviratus*, p. 182, pl. xiii, fig. 7, Florissant, SCUDDER, Tert. Ins., n. spp.

↓ *Derobrochus*, n. g. (*Hydropsychidæ*), p. 182, for *D. abstractus*, *cænulentus*, p. 183, *æternus*, *commoratus*, p. 184, *marcidus*, p. 185, pl. xv, fig. 2, *crateræ*, p. 186, pl. xiii, fig. 13, & pl. xv, fig. 4, n. spp., Florissant ; SCUDDER, Tert. Ins.

√ *Litobrochus*, n. g. (*Hydropsychidæ*), for *L. externatus*, n. sp., Florissant, pl. xv, fig. 10 ; SCUDDER, p. 186, Tert. Ins.

√ *Leptobrochus*, n. g. (*Hydropsychidæ*) for *L. luteus*, n. sp., Florissant, pl. xv, figs. 1 & 3 ; SCUDDER, p. 187, Tert. Ins.

√ *Mesobrochus*, n. g. (*Hydropsychidæ*) for *M. lethæus*, pl. xv, fig. 11, p. 188, *imbecillus*, fig. 13, p. 189, n. spp., Florissant ; SCUDDER, Tert. Ins.

√ *Paludicella*, n. g. (*Hydropsychidæ*) for *P. eruptionus*, n. sp., Florissant, p. 189, pl. xv, fig. 14, n. sp.

Tinodes ? paludigena, Florissant, SCUDDER, p. 190, pl. xv, fig. 9, Tert. Ins., n. sp.

Setodes portionales, p. 191, pl. xv, fig. 15, *abbreviata*, p. 192, Florissant, SCUDDER, Tert. Inst., n. spp.

Limnophilus soporatus, Florissant, SCUDDER, p. 193, pl. xv, fig. 5, Tert. Ins., n. sp.

Indusia calculosa, p. 194, pl. iv, fig. 4, Wyoming, SCUDDER, Tert. Ins., n. sp.

Neuronia evanesens, Florissant, SCUDDER, p. 196, pl. xiii, fig. 3, Tert. Ins., n. sp.

Phryganea labefacta, Florissant, p. 197, pl. xiii, fig. 5, SCUDDER, Tert. Ins., n. sp.

√ *Limnopsyche*, n. g. (*Phryganides*), p. 198, for *L. dispersa*, n. sp., Florissant, p. 199, pl. xiii, fig. 2, SCUDDER, Tert. Ins.

Planipennia.

Panorpa rigida, Florissant, SCUDDER, p. 176, Tert. Ins.

Raphidiu tranquilla, Florissant, SCUDDER, Tert. Ins. p. 154, pl. xiv, fig. 2, n. sp.

Inocellia veterana, p. 156, pl. xiv, fig. 1, *somnolenta*, p. 157, fig. 12, *tumulata*, p. 158, fig. 15, *eventa*, p. 160, Florissant, SCUDDER, Tert. Ins., n. spp.

√ *Palaeochrysa*, n. g. *Chrysopidæ* for *P. stricta*, n. sp., Florissant, pl. xiv, figs. 13 & 14 ; SCUDDER, p. 166, Tert. Ins.

√ *Tribochrysa*, n. g. *Chrysopidæ*, p. 168, for *T. vetuscula*, p. 170, pl. xiv,

fig. 9, *firmata*, p. 172, figs. 6, 7, 10, & 11, n. spp., Florissant ; SCUDDER, Tert. Ins.

Osmylus requietus, Florissant, SCUDDER, Tert. Ins. p. 162, pl. xiv, figs. 3 & 8, n. sp.

Psocidæ.

✓ *Paropsocus*, n. g., p. 117, for *P. disjunctus*, n. sp., Florissant, p. 118, pl. v, fig. 51 ; SCUDDER, Tert. Ins.

Ephemeridæ.

Ephemera tabifica, p. 120, *immobilis*, p. 121, pl. xii, fig. 5, *macilentia*, figs. 4 & 10, *pumicosa*, figs. 7, 15, & 16, p. 122, *iterempta*, p. 123 *exsucca*, p. 124, pl. xii, fig. 9, Florissant, SCUDDER, Tert. Ins. ; *E. culleni*, Tertiary formations of Australia, ETHERIDGE & OLLIFF, Mem. Geol. Surv. N. S. W., Pal. vii, p. 8, pl. i, figs. 3-9 : n. spp.

Odonata.

✓ *Lithagrion*, n. g., p. 134, for *L. hyalinum*, p. 135, pl. xiii, fig. 4, *umbratum*, p. 136, figs. 12 & 14, n. spp., Florissant ; SCUDDER, Tert. Ins.

Agrion mascescens, p. 138, pl. xiii, figs. 8 & 9, *exsularis*, p. 139, fig. 6, *telluris*, p. 140, fig. 10, Florissant, SCUDDER, Tert. Ins., n. spp.

Æschna solida, p. 143, pl. xiii, fig. 1, *Æ. (Basicschna) separata*, p. 144, fig. 15, *Æ. larvata*, p. 145, fig. 11, Florissant, SCUDDER, Tert. Ins., n. spp.

THYSANURA.

Lepisma platymera, Florissant, SCUDDER, Tert. Ins. p. 102, pl. xii, fig. 18, n. sp.

✓ *Ballostoma*, new suborder for *Planocephalus aselloides*, Sc. ; SCUDDER, Tert. Ins. p. 94.

ORTHOPTERA.

Forficulidæ.

✓ *Labiduromma*, n. g., p. 203, for the following n. spp. from [Florissant : *avia*, p. 205, pl. xvi, figs. 5, 22, 3, 11, & 23, *hormansi*, fig. 1, p. 206, *mortale*, figs. 2, 6, 20, p. 207, *commixtum*, p. 208, pl. xvi, figs. 10 & 17, *gilberti*, fig. 14, p. 211, *exsulatum*, fig. 12, p. 212, *infernum*, fig. 7, *labeus*, figs. 13, 16, & 9, p. 214 ; SCUDDER, Tert. Ins.

Blattidæ.

Etblattina occidentalis, Carboniferous deposits in N. America, SCUDDER, Mem. Bost. Soc. iv, p. 410, pl. xxxii, fig. 4 ; *E. persistens*, Triassic beds in Colorado, SCUDDER, Mem. Bost. Soc. iv, p. 459, pl. xli, fig. 7, & pl. xlii, figs. 10 & 19 : n. spp.

Anthracoblattina triassica, Triassic beds in Colorado, SCUDDER, Mem. Bost. Soc. iv, p. 464, pl. xli, fig. 9, n. sp.

Mylacridæ, table of genera of ; SCUDDER, Mem. Bost. Soc. iv, p. 401.

Promylacris testudo, p. 403, pl. xxxii, fig. 6, *rigida*, p. 404, pl. xxxi, fig. 6, Carboniferous deposits in N. America, SCUDDER, Mem. Bost. Soc. iv, n. spp.

Paromylacris ampla, Carboniferous deposits of N. America, SCUDDER, Mem. Bost. Soc. iv, p. 408, pl. xxxi, fig. 7, n. sp.

Lithomylacris pauperata, Carboniferous deposits in N. America, SCUDDER, Mem. Bost. Soc. iv, p. 409, pl. xxxii, fig. 5, n. sp.

Archimylacris paucinervis, Carboniferous deposits in N. America, SCUDDER, Mem. Bost. Soc. iv, p. 411, pl. xxxi, fig. 5, n. sp.

Paralatinidia saussurei, Wyoming, SCUDDER, p. 216, Tert. Ins. iii, n. sp.

Zetobora brunneri, Florissant, SCUDDER, p. 217, pl. xvii, fig. 12, Tert. Ins., n. sp.

Palæomantidæ.

Palæomantidæ, n. fam. of *Orthoptera*, p. 155, for *Lithomantis carbonaria*, Woodw., and *L. woodwardi*, n. sp., pl. i, Commentry ; BROGNIART, Bull. Soc. Philom. (8) ii.

Protophasmidæ.

√ *Scudderia*, n. g., near *Haplophlebium*, for *S. spinosa*, pl. ii, fig. 1, *lobata*, figs. 2 & 3, n. spp., Commentry ; BROGNIART, Bull. Soc. Philom. (8) ii, p. 158.

Phasmidæ.

Agathemera reclusa, Florissant, SCUDDER, p. 219, pl. xvii, fig. 11, Tert. Ins., n. sp.

Gryllidæ.

√ *Pronemobius*, n. g., p. 234, for *P. induratus*, p. 235, pl. vi, fig. 18, *smithii*, p. 236, fig. 22, n. sp., Wyoming ; SCUDDER, Tert. Ins.

Locustidæ.

Cymatomera maculata, Florissant, SCUDDER, Tert. Ins., p. 230, pl. xvii, fig. 7, n. sp.

Orchelimum placidum, Florissant, SCUDDER, Tert. Ins. p. 231, pl. xvii, figs. 16, 18, & 19, n. sp.

Locusta silens, Florissant, SCUDDER, Tert. Ins. p. 232, pl. xvii, figs. 9 & 10, n. sp.

Gryllacris cineris, Florissant, SCUDDER, Tert. Ins. p. 233, pl. xvii, fig. 17, n. sp.

Acridiidæ.

√ *Tyrbula*, n. g. *Truxalidæ*, for *T. multispinosa*, Wyoming, pl. xvii, fig. 13, p. 221, *russellii*, figs. 1-4, p. 221, Florissant, n. spp. ; SCUDDER, Tert. Ins. iii.

Gomphocerus abstrusus, Florissant, SCUDDER, p. 223, pl. xvii, fig. 6, Tert. Ins., n. sp.

✓*Nauthacia*, n. g. *Ædipodidæ*, for *N. torpida*, n. sp., Florissant ; SCUDDER, Tert. Ins., p. 224.

Ædipoda præfocata, Florissant, SCUDDER, Tert. Ins. p. 225, pl. xvii, fig. 5, n. sp.

✓*Taphacris*, n. g. *Eremobidæ*, for *T. reliquata*, n. sp., Florissant ; SCUDDER, Tert. Ins. p. 226, pl. xii, figs. 8 & 19.

IV.—ECONOMIC.

Reports : FLETCHER (266) ; Insects injurious to forest trees, PACKARD (588) ; RILEY (686, 687) ; TARGIONI-TOZZETTI (842) ; Report of the *Phylloxera* Commission, Cape of Good Hope, 1890 : Capetown, 1890, 140 pp.

WEED : Plum *Curculio* experiments ; remedies for striped cucumber beetle ; the rhubarb *Curculio* ; the clover stem borer ; in Bull. Ohio Exp. Station (2) iii, No. 8.

Locusts in India, COTES (150, 151).—For a large number of notes bearing on economic entomology, and not recorded below, see Insect Life.

Manual of injurious insects ; HENSCHEL (356) ; ORMEROD (585).

The insectivorous habits of the English sparrow ; RILEY (688).—Destruction of insects on foliage ; TARGIONI-TOZZETTI & BERLESE (843).—Importation of parasites ; RILEY (689).

List of papers on economic entomology in Italy, in Bull. Ent. Ital. xxi, pp. 269-273, and xxii, pp. 263-272.—Various Indian notes, COTES (152).—Household insect pest in N. America ; RILEY (691).

Gastropacha pini and *Liparis monacha*, ravages in Germany ; BUXBAUM, Zool. Gart. xxxi, p. 282.—*Liparis dispar*, eggs destroyed by an *Acarus* ; RASPAIL (639).—Destruction of *Melolontha* by vegetable parasite ; MOULF (559).—Insects of the vine ; MAYET (518).—*Emphytus tener* injurious to the vine ; OLIVIER, C.R. xc, p. 1220, Rev. Sci. Bourb. iii, p. 141, and Bull. Soc. Ent. Fr. 1890, p. lxxviii.—Insect injury to barrel staves ; BLANDFORD, Kew Bull. No. 45, p. 181.—Injuries to beams by *Anobium tessellatum* ; P. E. Soc. 1890, p. xviii.—Beetles destructive to rice crops in Burma ; SHIPLEY, Kew Bull. No. 25, p. 13.—Wheat pest (*Æcophora temperatella*) in Cyprus ; SHIPLEY, Kew Bull. No. 30, p. 133.—*Agromyza nigripes* destructive to Lucern ; DECAUX, Bull. Soc. Ent. Fr. 1890, p. ccvi.—*Lyda nemoralis* injurious to cherries ; HUE, Bull. Soc. Ent. Fr. 1890, p. clxxxix.—Mode of destroying locusts in Algeria ; KUNCKEL, Bull. Soc. Ent. Fr. 1890, pp. clxxv, &c.—*Apogonia* injurious to sugar cane in Java ; BOS (75).

Insects noxious to cotton in Egypt ; Insect Life, iii, pp. 66-68.—Destruction of *Culex* by oil ; LESNE, Bull. Soc. Ent. Fr. 1890, p. cxl.—Notes on scale insects in Demerara ; WARD (878).—Destruction of *Phloeosinus* by parasites ; DECAUX, Bull. Soc. Ent. Fr. 1890, p. cxli.—Species of *Apyate* attacking vines in the Mediterranean region ; LABOULBÈNE, Bull. Soc. Ent. Fr. (6) x, p. xxxvi.—*Epicrocis terebrans* injurious to timber in Australia ; OLLIFF (584).—Injuries to oranges in Malta ;

P. E. Soc. 1890, p. xx.—A peach pest in Bermuda (*Ceratitis capitata*); *Ins. Life*, iii, pp. 5 & 80.—Notes on some insects injurious in Holland; HEYLAERTS, *Tijdschr. Ent.* xxiii, p. xxiv.—*Bupalus piniarius*, its ravages in Sweden; HOLMERZ, *Ent. Tidskr.* xi, p. 101.—*Aphis persicæ* niger, ravages of; SMITH (797).—*Pachyrrhina* sp. destroying young wheat; WEBSTER, *Ins. Life*, iii, p. 12.—Ravages of *Macroductylus subspinosus*; RILEY (694).—*Icerya purchasi* in Australia; KOEBELE (436).—Sudden spread of *Sitones hispidulus* in N. America; SCHWARZ, P. E. Soc. Wash. i, p. 248.—*Dipteron* destructive to *Allium*; RASPAIL (640).—Stray notes on injurious insects in semitropical Florida; SCHWARZ, P. E. Soc. Wash. i, pp. 221–225.—*Ugimya*, notes on; MEINERT (522, 523).—Notes on Indian silk-moths; COTES (153).—*Oscinis pusilla* and its ravages; WILHELM (918).—Butterfly injurious to fruit; NICÉVILLE (568).—Injurious Indian *Rhynchota*; ATKINSON (21).—A Psocid injurious in houses; BERTKAU, *Verh. Ver. Rheinl. xlvii*, SB., p. 63.—Injuries of *Byturus*; THOMAS, *Ent. Nachr.* xvi, p. 310.—*Leiosomus cribrum*, Sch., injurious to violets; THOMAS, *Ent. Nachr.* xvi, p. 309.—*Phylloxera* at Chiswick; *Ent. M. M.* (2) i, p. 246.—*Icerya purchasi* in New Zealand; MASKELL, *Ent. M. M.* (2) i, p. 17.—*Ephippigera crucigera* injurious to vines; SCHOCH, *MT. Schw. ent. Ges.* viii, p. 236.—New apple pest; GODING (316).—*Dryops* and *Macronychus* destroying wooden water-pipes; Psyche, v, p. 364.—*Otiorynchus sulcatus* injurious in greenhouses; HAGEN, *Psyche*, v, p. 333.—*Delphax* injurious to corn; ASHMEAD (16).—Life-history of the plum-borer; FORBES (271).—Larva destroyed by fungus; PIERS (608).—Dipterous larva in orbit of *Bufo vulgaris*; MEINERT (524).—Sums expended in Prussia to control forest insects; *Ent. Am.* vi, p. 40.

Collections of economic entomology; CARPENTIER (119).

Insects and Flowers: *Eristalis tenax* and chrysanthemums; HAMILTON (346); ROGENHOFER, *Verh. z.-b. Wien*, p. 67, SB.—Bees and Flowers; COBELLI (134).

Insects attacking man: *Reduvius personatus*; FREY-GESSNER, *MT. Schw. ent. Ges.* viii, p. 152.

Pretended attacks of larva of *Culex* on man; FICALBI (255, 256).—*Diptera* attacking man; SENATOR (773).—Larvæ of *Eristalis*; P. E. Soc. Wash. i, p. 264.—*Hypoderma* sp. in the human body; *Ins. Life*, ii, p. 238.—Larvæ of *Agrypnus murinus* in stomach; SANDBERG (719).

Insects as food: DAGUIN (159); PROVANCHER (622).—Locusts in Madagascar; CAMBOUÉ, *Ins. Life*, iii, p. 66.

Collections: Arrangement of collections; SCHOCH (747).—Arrangement of museum collections; RILEY, *Ins. Life*, ii, pp. 342–346.—Collections of economic entomology; CARPENTIER (119).—Preparation of *Hymenoptera* for collections; KRIECHBAUMER (455), and JHERING, *Ent. Nachr.* xvi, p. 347.—Denuding wings of *Lepidoptera*; WATERHOUSE, *Ent. M. M.* (2) i, p. 158.—Modes of killing *Lepidoptera*; *Ent. Rec.* i, pp. 111, &c.—Mode of setting *Lepidoptera*; FENN, *Ent. Rec.* i, pp. 253–256.—Preparation and preservation of *Orthoptera*; FINOT (258).—Preservation of larvæ; MEINERT (525).—Preservation of Lepidopterous larvæ with

their colours ; CROSA (156) —Preparing larvæ for collections ; DISQUÉ, S. E. Z. li, pp. 50–53.—Form of cabinet for butterflies ; MARTINDALE, Ent. News, i, p. 126.—Locality labels for Britain ; SOUTH, Ent. xxiii, p. 171.—Mode of excluding *Anthreni* from boxes ; WILKINS (920).—Measuring instrument and lamp ; EMERY (220).

Collecting-bottle ; THEDENIUS, Ent. Tidskr. xi, p. 95.—A successful moth-trap ; CHRISTY, Ent. xxiii, pp. 231–234.—Signoret's collection acquired by the Vienna Museum ; Ent. M. M. (2) i, p. 193.—Frey's collection acquired by British Museum ; Ent. M. M. (2) i, p. 158.

V.—BIBLIOGRAPHY, NOMENCLATURE, BIOGRAPHY.

1. *Bibliography*.—List of the writings of C. V. Riley ; HENSHAW (357).—Explanation of the figures of Savigny's Description de l'Égypte ; KRAUSS (451).—Additions and corrections to Scudder's Nomenclator Zoologicus ; HOWARD, P. E. Soc. Wash. i, p. 258.—Scudder's Butterflies of New England reviewed by SPEYER, Ent. Nachr. xvi, pp. 283–288.—List of the writings of B. D. Walsh ; HENSHAW (357).—The dates of appearance of the fascicules of Vollenhoven's Pinacographia ; Wien. ent. Z. ix, p. 98.—The date of Zeller's *Crambida* ; FERNALD, Ent. Am. vi, p. 112 ; MEYRICK, Ent. M. M. (2) i, p. 111 ; STANTON, *t. c.* p. 112.—Summary of Dipterological papers in vols. i–ix of Wien. ent. Z., *op. cit.* ix, pp. 281–308.—Alphabetical Index to Ent. Tidskr. i–x ; MEVES (532).

2. *Nomenclature*.—Discussion on, MT. Schw. ent. Ges. viii, pp. 153–156.—Die entomologische Nomenklatur ; KOLBE, S. E. Z. li, pp. 126–136.—Règles de la nomenclature des êtres organisés adoptées par le Congrès international de la Zoologie ; Zool. Anz. xiii, pp. 164–168, and Bull. Soc. Z. Fr. xv, pp. 36–41.—On priority ; SELYS, C.R. Ent. Belg. 1890, p. clix.—On the formation and gender of generic names ; CASEY, Ann. N. York Ac. v, pp. 307 & 308.—Trinomial system ; SOUTH, Ent. xxiii, pp. 148–150.

3. *Biographical*. E. T. Atkinson ; Ent. M. M. (2) i, p. 329 ; by BERGROTH, Rev. d'Ent. ix, p. 310.—J. S. Baly ; Ent. xxiii, p. 197, and Ent. M. M. (2) i, p. 142.—F. Bond ; Ent. xxiii, p. 97.—Arthur Bliss ; Ent. xxiii, p. 104.—J. B. L. Buquet, by LEPRIEUR, Ann. Soc. Ent. Fr. (6) x, pp. 429–434.—W. Clayton ; Ent. xxiii, p. 268.—W. S. Dallas ; Ent. M. M. (2) i, p. 194.—Eugène Desmarest ; Ent. M. M. (2) i, p. 117.—Dr. Hermann Dewitz ; Zool. Anz. xiii, p. 296, and Wien. ent. Z. ix, p. 159.—Wladimir Dokhtoureff ; Bull. Soc. Ent. Fr. 1890, p. xc.—W. B. Farr ; Ent. xxiii, p. 208.—Heinrich Frey ; by H. T. S., Ent. M. M. (2) i, pp. 113–117 ; by O. HOFFMANN, S. E. Z. li, pp. 40–44 ; with list of his writings, MT. Schw. ent. Ges. viii, pp. 211–216.—Géhin ; Ent. M. M. (2) i, p. 26.—Christian Theodor Glitz ; S. E. Z. li, pp. 8–10.—Dr. A. Grenier ; Bull. Soc. Ent. Fr. 1890, cxxxix ; by DE BONVOULOIR, with portrait, Ann. Soc. Ent. Fr. (6) x, pp. 563–566.—Dr. Adalbert Grzegorzek ; Wien. ent. Z. ix, p. 160.—Lebenskizze des Dr. Paul Hahnel, by STAUDINGER, Deutsche e Z. Lep. iii, pp. 128–132.—C. G. Hall ; Ent. M. M. (2) i, p. 305, and Ent.

xxiii, p. 328.—Dr. Adam Handlirsch ; by BRAUER (81), with portrait.—Dr. R. C. Jordan ; Ent. M. M. (2) i, p. 196, and Ent. xxiii, p. 238.—Dr. F. Krauss ; Bull. Soc. Ent. Fr. 1890, p. cliii.—Karl Letzner ; Bull. Soc. Ent. Fr. 1890, p. xc, and by J. GERHARDT, Deutsche e. Z. 1890, p. 28.—Dr. Franz Loew, with portrait and bibliographic list, MIK, Wien. ent. Z. ix, pp. 49-61 ; Dr. Franz Loew, by ROGENHOFER ; Verh. z.-b. Wien, xl, pp. 165-167 ; also Ent. M. M. (2) i, p. 25.—W. R. McNab ; Ent. M. M. (2) i, p. 26.—L'Abbé S. A. de Marseul ; Ent. M. M. (2) i, p. 163 ; by PERRAUDIÈRE, with portrait, and list of writings, Ann. Soc. Ent. Fr. (6) x, pp. 421-428.—P. Maassen ; Ent. M. M. (2) i, p. 273.—Otto von Meske ; Ent. Am. vi, p. 180.—Dr. Maximilian Nowicki ; Wien. ent. Z. ix, p. 272.—Louis Reiche ; Bull. Soc. Ent. Fr. 1890, p. lxxxviii ; by BRISOUT DE BARNEVILLE, with portrait, Ann. Soc. Ent. Fr. (6) x, pp. 559-562 ; Ent. M. M. (2) i, p. 163.—Saalmüller ; Wien. ent. Z. ix, p. 272.—Dr. L. W. Schaufuss ; Bull. Soc. Ent. Fr. 1890, p. cxxxviii, and Ent. M. M. (2) i, p. 248.—C. E. Venus ; Ent. Nachr. xvi, p. 218.—Prof. G. Waga ; Bull. Soc. Ent. Fr. 1890, p. ccxi.—Dr. B. Weissenborn ; Ent. Nachr. xvi, p. 218.—Owen S. Wilson ; Ent. xxiii, p. 352, and Ent. M. M. (2) i, p. 305.—Zelleriana, by C. A. DOHRN ; S. E. Z. li, pp. 236-243.

VI.—SYSTEMATIC.

N.B.—The reference-numbers collected under the headings of the various groups refer to "Titles," and are intended to give a complete list of all memoirs containing anything of importance in connection with the group.

(A.) COLEOPTERA.

Neuration of elytra ; BONSDORFF (73).

Food plants and food-habits of some N. American *Coleoptera* ; SCHWARZ, P. E. Soc. Wash. i, p. 231.

Myrmecophilous *Coleoptera* of N. America ; SCHWARZ (752).—*Coleoptera* common to N. America and other countries ; SCHWARZ (751).

Coleoptera of interglacial clays ; SCUDDER (758).—Fossil *Coleoptera*, see Palæo-entomology.

Structure of spermatozoa ; BALLOWITZ (24).

CICINDELIDÆ.

[Cf. ATKINSON (17), BATES (30, 31), FLEUTHAUX (267), GESTRO (301), RIVERS (705), WILKINS (919).

Catalogue of *Cicindelidæ* of the Oriental region ; ATKINSON (17).

Amblychila baroni, Arizona ; RIVERS, Ent. Am. vi, p. 111, n. sp.

Cicindela : notes on the origin and distribution of the species of Turkestan ; WILKINS (919). *C. decipiens* and *elegans*, Fisch., synonymy and characters discussed at length by SEIDLITZ, Wien. ent. Z. lx, p. 149, and KRAATZ, t. c. p. 185. *C. seidlitzii* and *decipiens*, note on synonymy of ; KRAATZ, Deutsche e. Z. 1890, p. 287. *C. japonensis*, var. noticed ; BATES, Ent. xxiii, p. 209. *C. obsoleta* n. var. *santaclarae*, p. 493, *viatica* n. var. *nigrilabis*, p. 495, *punctulata* n. var. *chiuhahuae*, p. 500, *dugesii* n. var. *calomicra*, p. 501, *rufiventris*, nomenclature noticed and variation described, p. 502, *flavopunctata* n. var. *chiapana*, p. 505 ; BATES, Tr. E. Soc. 1890. *C. burmeisteri*, variation discussed ; KRAATZ, Deutsche e. Z. 1890, p. 281, pl. ii (2), figs. 1-8. *C. atrata*, Pall., varieties described ; KRAATZ, Deutsche e. Z. 1890, p. 367. *C. maura*, L., varietal and synonymic note ; KRAATZ, Ent. Nachr. xvi, p. 135. *C. campestris*, varietal note ; SRNKA, t. c. p. 249. *C. gallica*, varietal note ; BEUTHIN, t. c. p. 36. *C. maura*, varietal note ; *id. t. c.* p. 71. *C. gallica*, p. 89, *soluta*, p. 90, *paludosa*, p. 91, *littoralis*, p. 93, variations described ; *id. t. c.* *C. fleucosa*, varietal

1890. [VOL. XXVII.]

F 7

note ; *id. t. c.* p. 137. *C. fischeri*, varietal note ; *id. t. c.* p. 207. *C. sylvatica*, p. 210, *atrata*, p. 211, *undata*, p. 212, varietal notes ; *id. t. c.*

C. agnata (Chaud.), p. clxviii, *cardoni*, p. clxix, E. India, FLEUTIAUX, CR. Ent. Belg. 1890 ; *C. andersonii*, p. 83, *spinolæ*, p. 85, *fecæ*, p. 88, Upp. Burma, *davisonii*, Tenasserim, p. 89, GESTRO, Ann. Mus. Genov. (2) vii ; *C. thalestris*, pl. xvi, fig. 1, *scotina*, p. 494, *melania*, p. 495, *ritleri*, fig. 2, *plurigemmata*, fig. 3, p. 496, *rugatilis* = (*semicircularis*, Bates, nec Kl.), p. 497, *præcisa*, p. 498, fig. 4, *guerrerenensis*, p. 499, fig. 5, *speculans*, p. 500, fig. 6, *deliciola*, p. 502, fig. 7, *nebuligera*, p. 504, fig. 8, *sinaloæ*, p. 505, *euryscopa*, fig. 9, p. 506, *psilogramma*, fig. 10, p. 507, *leucônœ*, fig. 11, p. 508, *debilis*, p. 509, fig. 12, Mexico, BATES, Tr. E. Soc. 1890 : n. spp.

CARABIDÆ.

[*Cf.* ATKINSON (18), BATES (31, 32, 33, 405), BLACKBURN (60, 62, 63, 64, 65), DANIEL (160, 161), EVERTS (235), FAIRMAIRE (476), GANGLBAUER (296), GESTRO (300), GUILLEBEAU (334), HEYDEN (360), JAKOWLEFF (402), MORAWITZ (553), QUEDENFELDT (627), REITTER (644, 648, 657), RIVERS (704, 705), SCHÖNFELDT (749), SCUDDER (754), SEMENOW (770), SLOANE (793, 794, 795, 796).]

Catalogue of the *Carabidæ* of Oriental region ; ATKINSON (18).

Abacetus and *Drimostoma*, note on, BLACKBURN, P. Linn. Soc. N.S.W. (2) iv, pp. 723-726.

A. simplex crenulatus, S. Australia, p. 726, *macleayi* = (*flavipes*, MacL.), p. 727, BLACKBURN, P. Linn. Soc. N.S.W. (2) iv ; *A. bisignatus*, p. 105, *amplicolis*, p. 106, Burma, BATES, Ann. Mus. Genov. (2) vii : n. spp.

Acrogenys australis, S. Australia, BLACKBURN, Tr. R. Soc. S. Austr. xii, p. 132, n. sp.

Acupalpus morganensis, Australia, BLACKBURN, p. 556, P. Linn. Soc. N.S.W. (2) v, n. sp.

Adotela atronitens, p. 235, *australis*, p. 236, *frenchi*, p. 240, Australia, SLOANE, P. Linn. Soc. N.S.W. (2) v, n. spp.

Agonum atratum, *dahli*, synonymy of ; GANGLBAUER, Soc. Ent. iv, p. 159.

Anophthalmus suturalis and *dalmatinus*, characters of noticed ; REITTER, Wien. ent. Z. ix, p. 101.

Anoplogenus rutilans, Burma, BATES, p. 103, Ann. Mus. Genov. (2) vii, n. sp.

Antisphodrus lederi referred to *Pristonychus* ; REITTER, Wien. ent. Z. ix, p. 101.

A. bicolor, Ordubad, REITTER, p. 165, Deutsche e. Z. 1890, n. sp.

Bembidiini: tabulation of the Netherlands species ; EVERTS, Tijdschr. Ent. xxxiii, pp. 1-21.

Bembidium multisulcatum, n. n. for *sulcipes*, Reit., nec Sahl. ; REITTER, Wien. ent. Z. ix, p. 14.

B. (Peryphus) macrophthalmum, Armenia, REITTER, Wien. ent. Z. ix,

p. 189; *B. antarcticum*, Patagonia, FAIRMAIRE, p. 107, N. Arch. Mus. (3) i: n. spp.

Brachinus caligatus, Bhamo, BATES, Ann. Mus. Genov. (2) vii, p. 109, n. sp.

Calathus pluriseriatus, Putz., = (*obscuripennis*, Reit.); REITTER, Wien. ent. Z. ix, p. 101.

Carabi: definition of the group *C. procutogenici*, and its divisions, with remarks on the value of the abdominal setæ; MORAWITZ, Bull. Ac. Pet. xxxiii, pp. 68-82.

Carabus clathratus, note on its varieties, in which is included *C. stygius*, Gangl., and with n. varr. *junsoni* and *multipunctatus*; KRAATZ, Wien. ent. Z. ix, p. 187. *C. stygius*, Gangl., distinctive character; REITTER, Wien. ent. Z. ix, p. 266.

C. auronitens, varieties noticed; STIERLIN, MT. Schw. ent. Ges. viii, pp. 239 & 240. *C. hortensis*, n. var. *durckianus*; GANGLBAUER, Soc. Ent. iv, p. 151. *C. tientei* and *protenes*, noticed; BATES, Ent. xxiii, p. 210. *C. lusitanicus*, *antiquus*, *schaumi*, *hellwigi*, pp. 37-42, *leptopus*, *gougeleti*, pp. 43-46, *brevis*, *helluo*, pp. 47 & 48, *complanatus*, p. 48, *latus*, *trabuccarius*, &c., pp. 48-56, synonymy and variation discussed; MORAWITZ, Bull. Ac. Pet. xxxiii. *C. (Pseudoprocrustes) sauleyi*, *durvillei*, &c., synonymy discussed at length; MORAWITZ, t. c. p. 53.

C. pratianus, p. 210, *mecynodes*, *vigilax*, p. 211, China, BATES, Ent. xxiii; *C. (Cratocephalus) pupulus*, p. 33, *C. (Tribax) eous*, p. 34, Taschkent, MORAWITZ, Bull. Ac. Pet. xxxiii; *C. (Limnocarabus) stygius*, Talysch, GANGLBAUER, Wien. ent. Z. ix, p. 117: n. spp.

Carenochirus, Solsky, see *Ditomus*.

Carenum (Calliscapterus) habitans, Centr. Australia, p. 1290, *C. lepidum*, p. 1291, *vicinum*, p. 1292, Fowler's Bay, SLOANE, P. Linn. Soc. N.S.W. (2) iv, n. spp.

Casnonia aliena, Pasc., = (*angusticoollis*, Macl.), SLOANE, P. Linn. Soc. N.S.W. (2) v, p. 644.

C. riverinæ, Australia, SLOANE, p. 643, P. Linn. Soc. N.S.W. (2) v, n. sp.

Ceroglossus buqueti n. var. *inexpectatus*, p. 252, *gloriosus* var. *temucensis*, p. 257, var. *mochæ*, p. 254, described; KRAATZ-KOSCHLAU, S. E. Z. li.

Cerotalis amabilis, Queensland, SLOANE, P. Linn. Soc. N.S.W. (2) v, p. 228, n. sp.

Chlenius aruwimius, Cent. Africa, BATES, P. Z. S. 1890, p. 481, n. sp.

Clivina bovillæ, p. 717, *æqualis*, p. 718, *dorsalis*, *boops*, p. 719, *adelaidæ*, p. 720, *tuberculifrons*, S. Australia, *wildi*, Centr. Australia, p. 721, *debilis*, S. Australia, p. 722, BLACKBURN, P. Linn. Soc. N.S.W. (2) iv, n. spp.

Craspedophorus bonnyyi, Centr. Africa, BATES, P. Z. S. 1890, p. 480, n. sp.

Cychnus starcki, characters of; STARCK, p. 227, Hor. Ent. Ross. xxiv.

Cychnus (Brennus) oreophilus, California, RIVERS, Ent. Am. vi, p. 111; *C. fuchsianus*, California, RIVERS, Ent. Am. vi, p. 71; *C. merkelii*, Idaho, HORN, l. c. : n. spp.

Cymindis semenowi, Mongolia, p. 254, *potanini*, Kanssu, p. 255, *distigma*, Amdo, p. 256, *imitatoria*, Kanssu, p. 257, JAKOWLEFF, Hor. Ent. Ross.

xxiv; *C. (Menas) walteri*, Transcaspian region, REITTER, p. 96, Verh. Ver. Brunn. xxvii : n. spp.

Deltomerus : table of the Caucasian species; REITTER, Deutsche e. Z. 1890, p. 383.

Diabaticus tumidiceps, p. 134, *minor*, p. 135, Port Lincoln, BLACKBURN, Tr. R. Soc. S. Austr. xii, n. spp.

Ditomus = (*Carenochirus*, Solsky) and *titanus*, S., = (*rugifrons*, Reitt.), REITTER, Wien. ent. Z. ix, p. 119.

Drimostoma helmsi, Australia, SLOANE, p. 647, P. Linn. Soc. N.S.W. (2) v.

Dromius crudelis, Newm., redescribed and referred to *Phlaeocarabus*; BLACKBURN, P. Linn. Soc. N.S.W. (2) iv, p. 710.

Drygita aeneipennis, Bhamo, BATES, Ann. Mus. Genov. (2) vii, p. 109, n. sp.

Dyschirius halophilus, n. n. for *rufipes*, Fvl., nec Dej.; FAUVEL, Rev. d'Ent. ix, p. 34.

D. torrensensis, S. Australia, BLACKBURN, Tr. R. Soc. S. Austr. xiii, p. 82, n. sp.

↓ *Ectroma*, n. g. near *Sarothrocrepis*, for *Dromius tridens*, Newm., and other species; BLACKBURN, P. Linn. Soc. N.S.W. (2) iv, p. 710.

Epicosmus feæ, Burma, BATES, Ann. Mus. Genov. (2) vii, p. 101, n. sp.

Euryscaphus obesus, Macl., = (*ferox*, Sloane), *minor*, Macl., = (*arenarius*, Sl.); SLOANE, p. 642, P. Linn. Soc. N.S.W. (2) v.

E. titanus, Centr. Australia, SLOANE, p. 1288, P. Linn. Soc. N.S.W. (2) iv; *E. ebeninus*, W. Australia, SLOANE, P. Linn. Soc. N.S.W. (2) v, p. 641 : n. spp.

↓ *Feanus*, n. g. *Anchomeninæ*, p. 107, for *F. spinipennis*, n. sp., Bhamo; p. 108, BATES, Ann. Mus. Genov. (2) vii.

Glycia circumducta, Caucasus, REITTER, Deutsche e. Z. 1890, p. 166; *G. grandinella*, Transcaspian region, SEMENOW, p. 194, Hor. Ent. Ross. xxiv : n. spp.

Graphipterus : notes on characters and synonymy of *G. serrator* and *luctuosus*; KRAATZ, Deutsche e. Z. 1890, p. 76.

G. heydeni, = (*luctuosus*, Guer., nec Dej.), N. Africa, KRAATZ, p. 77, t. c., n. sp.

Harpalus vicarius, Har., variation of; BATES, Ent. xxiii, p. 212. *H. convexiusculus*, Macl., systematic position noticed; BLACKBURN, p. 557, P. Linn. Soc. N.S.W. (2) v.

Harpalodema amaroides, Ordubad, REITTER, Deutsche e. Z. 1890, p. 385, n. sp.

Helluo insignis, Darling River, SLOANE, p. 642, P. Linn. Soc. N.S.W. (2) v, n. sp.

↓ *Laccocenus*, n. g. near *Moriomorphus*, p. 644, for *L. ambiguus*, n. sp., Australia; SLOANE, P. Linn. Soc. N.S.W. (2) v.

↓ *Lamprophonus*, n. g. near *Notiobia*, p. 101, for *L. lucens*, n. sp., Burma, p. 102; BATES, Ann. Mus. Genov. (2) vii.

- Lecanomerus flavocinctus*, Blkn., and *insidiosus*, Chaud., noticed ; BLACKBURN, p. 1250, P. Linn. Soc. N.S.W. (2) iv.
- Leptopodus*, Chaud., characters of ; BLACKBURN, p. 730, P. Linn. Soc. N.S.W. (2) iv.
- Lestignathus minor*, Port Lincoln, BLACKBURN, P. Linn. Soc. N.S.W. (2) iv, p. 740, n. sp.
- ✓*Liodaptus*, n. g. near *Daptus*, for *L. birmanus*, n. sp., Burma ; BATES, p. 102, Ann. Mus. Genov. (2) vii.
- Lionychus beccarii*, Arabia, GESTRO, Ann. Mus. Genov. (2) vii, p. 24, n. sp.
- Loxandrus*, the Australian members of noticed ; BLACKBURN, P. Linn. Soc. N.S.W. (2) iv, p. 731.
- L. birmanus*, Bharno, BATES, Ann. Mus. Genov. (2) vii, p. 106, n. sp.
- ✓*Loxognus*, n. g., p. 651, near *Ceneus*, for *L. obscurus*, n. sp., Australia, p. 652 ; SLOANE, P. Linn. Soc. N.S.W. (2) v.
- Metabletus obliquesignatus*, Solsky, note on ; REITTER, Wien. ent. Z. ix, p. 265.
- ✓*Microferonia*, n. g. near *Loxandrus*, p. 738, for *M. adelaidæ*, n. sp., S. Australia, p. 739, BLACKBURN, P. Linn. Soc. N.S.W. (2) iv.
- Microtyphlus rialensis*, Pyrenees, GUILLEBEAU, Bull. Soc. Ent. Fr. (6) x, p. xv, n. sp.
- Nebria delphinensis*, p. 119, *fontinalis*, p. 121, *rhaetica*, p. 122, *gracilis*, p. 125, *lombarda*, p. 128, *diaphana*, p. 130, Alps, DANIEL, Deutsche e. Z. 1890, n. spp.
- Notonomus arthuri*, p. 1294, *lateralis*, p. 1295, Blue Mountains, SLOANE, P. Linn. Soc. N.S.W. (2) iv, n. spp.
- Notophilus*, Blkn., characters supplemented ; BLACKBURN, p. 1250, P. Linn. Soc. N.S.W. (2) iv.
- ✓*Nuridius*, n. g. *Pterostichini*, for *N. fortis*, n. sp., Australia ; SLOANE, p. 649, P. Linn. Soc. N.S.W. (2) v.
- Ophonus pleuralis*, Reitt., synonymical note ; REITTER, Wien. ent. Z. ix, p. 14.
- Orthogonius duplicatus* and *alternans*, distinctive characters ; BATES, Ann. Mus. Genov. (2) vii, p. 110.
- Pelecium drakei*, Matto Grosse, QUEDENFELDT, Ent. Nachr. xvi, p. 302, n. sp.
- Peronomerus insularis*, Liu Kiu Is., SCHÖNFELDT, Ent. Nachr. xvi, p. 168, n. sp.
- Philophlæus eucalypti*, Germ., redescribed, p. 713, *fuscipennis*, Germ., *planus*, Chaud., noticed, p. 714 ; BLACKBURN, P. Linn. Soc. N.S.W. (2) iv.
- P. opaciceps*, S. Australia, BLACKBURN, P. Linn. Soc. N.S.W. (2) iv, p. 714 ; *P. occidentalis*, W. Australia, *id. op. cit.* v, p. 553 : n. spp.
- Philoscaphus duboulayi*, Queensland, BLACKBURN, p. 554, P. Linn. Soc. N.S.W. (2) v, n. sp.
- Phlæocarabus unimaculatus*, p. 708, *umbratus*, p. 709, S. Australia, BLACKBURN, P. Linn. Soc. N.S.W. (2) iv, n. spp.

Phorticosomus robustus, S. Australia, BLACKBURN, p. 135, Tr. R. Soc. S. Austr. xii; *P. randalli*, S. Australia, BLACKBURN, P. Linn. Soc. N.S.W. (2) iv, p. 722 : n. spp.

Physolesthus pallidus, S. Australia, BLACKBURN, P. Linn. Soc. N.S.W. (2) iv, p. 1250, n. sp.

Pirantillus, n. g., near *Colpodes*, p. 108, for *P. feæ*, n. sp., Tenasserim, p. 109; BATES, Ann. Mus. Genov. (2) vii.

Platynus papuensis, New Guinea, SLOANE, Rec. Austral. Mus. i, p. 103; *P. murrayensis*, Australia, BLACKBURN, P. Linn. Soc. N.S.W. (2) iv, p. 741 : n. spp.

Platythorax (Carenum) transversicollis, Chaud., redescribed; BLACKBURN, P. Linn. Soc. N.S.W. (2) iv, p. 716.

Plectes biebersteini, Mén., = (*agnatus*, Gangl.); *P. fossiger* and *stevani* noticed; ROST, Deutsche e. Z. 1890, p. 256. *P. starcki* and *reitteri*, n. varr. of, described: STARCK, Wien. ent. Z. ix, p. 75.

P. imperator, p. 71, *basilianus*, p. 73, Caucasus, STARCK, Wien. ent. Z. ix, n. spp.

Promecoderus, revision of; SLOANE, P. Linn. Soc. N.S.W. (2) v, pp. 189-225.

P. pacificus, p. 206, *nigellus*, p. 211, *comes*, p. 214, *politus*, p. 218, *insignis*, p. 222, *blackburni*, p. 223, *distinctus*, p. 224, Australia, SLOANE, t. c., n. spp.

Pseudolimnæum inustum, habitat; KRAATZ, Deutsche e. Z. 1890, p. 211.

P. circassicum, Utsch-Dere, REITTER, Wien. ent. Z. ix, p. 189, n. sp.

Pseudozena tenebrosa, New Guinea, SLOANE, Rec. Austral. Mus. i, p. 102, n. sp.

Pterostichus microphthalmus and *spiniicollis*, distinctive characters noticed; REITTER, Wien. ent. Z. ix, p. 266.

P. (Pseudoderus) rufo-piceus, Turkestan, HEYDEN, Deutsche e. Z. 1890, p. 357; *P. (?) prattii*, China, BATES, Ent. xxiii, p. 212 : n. spp.

Rhytisternus bovilli, Australia, BLACKBURN, p. 730, P. Linn. Soc. N.S.W. (2) iv, n. sp.

Sarothrocrepis suavis, Port Lincoln, BLACKBURN, P. Linn. Soc. N.S.W. (2) iv, p. 711, n. sp.

Scarites heydeni, Turkestan, SEMENOW, p. 193, Hor. Ent. Ross. xxiv, n. sp.

Scolyptus obscuripes, Australia, BLACKBURN, P. Linn. Soc. N.S.W. (2) iv, p. 1247, n. sp.

Silphomorpha amabilis, Cast., descriptive note; BLACKBURN, P. Linn. Soc. N.S.W. (2) iv, p. 1246.

Simodontus, notes on the species of; BLACKBURN, P. Linn. Soc. N.S.W. (2) iv, pp. 732-734.

S. murrayensis, S. Australia, BLACKBURN, t. c. p. 737, n. sp.

Stenolophus cyanellus, p. 103, *gonidius*, p. 104, Burma, BATES, Ann. Mus. Genov. (2) vii; *S. cæruleus*, Australia, BLACKBURN, p. 555, P. Linn. Soc. N.S.W. (2) v : n. spp.

- Tachycellus oreophilus*, Carinthia, DANIEL, Deutsche e. Z. 1890, p. 210, n. sp.
- Tefftus jamesoni*, Centr. Africa, BATES, P. Z. S. 1890, p. 481, and in Jameson, Story Rear Column, p. 423, n. sp.
- Thermoscelis dobretsbergeri*, Russian Armenia, REITTER, Deutsche e. Z. 1890, p. 385, n. sp.
- Trechus utschderensis*, Circassia, REITTER, Deutsche e. Z. 1890, p. 165, n. sp.
- Trianogenius arabicus*, Yemen, GESTRO, Ann. Mus. Genov. (2) vii, p. 20, n. sp.
- Tribax*: application of the name; MORAWITZ, Bull. Ac. Pet. xxxiii, p. 35.
- Trigonothops plagiata* and others, variation noticed; BLACKBURN, p. 82, Tr. R. Soc. S. Austr. xiii.
- Trigonotoma levisii*, note on, with n. var. *bhamoensis*; BATES, p. 105, Ann. Mus. Genov. (2) vii.
- Xanthophaea loweri*, S. Australia, BLACKBURN, P. Linn. Soc. N.S.W. (2) v, p. 304, n. sp.

DYTISCIDÆ.

- [Cf. RÉGIMBART (643), SEVERIN (776, 777, 778), SHARP (779).]
- Agabus bipustulatus*, p. 266, *chalconotus*, p. 269, metamorphoses; XAMBEU, Rev. d'Ent. ix.
- Bilessus bufo*, *gentilis*, Ceylon, SHARP, Tr. E. Soc. 1890, p. 344, n. spp.
- Canthyrus obscuripennis*, p. 257, *crassicornis*, p. 258, *balzani*, *sexnotatus*, p. 259, *flavopictus*, p. 260, *infuscatus*, p. 261, *grammopterus*, *flavolineatus*, p. 262, S. America, RÉGIMBART, Ann. Mus. Genov. (2) vii, n. spp.
- Cybister wehnckianus*, = (*Dytiscus extenuans*, Wlk.), note on; SHARP, Tr. E. Soc. 1890, p. 348. *C. ellipticus* and *explanatus*, distinctive characters; RICKSECKER, Zoe, i, p. 304.
- C. cardoni*, E. India, SEVERIN, p. cxciii, C.R. Ent. Belg. 1890, n. sp.
- Eretes helvolus* and *succinctus*, Klug, characters noted; LEPRIEUR, Deutsche e. Z. 1890, p. 80.
- Graphoderes vittatus*, Fab., var. ? noticed; SCHÖNFELDT, Ent. Nachr. xvi, p. 169.
- Hydaticus zonatus* and *cinereus*, differential characters; THOMSON, p. 1527, Opusc. Ent. xiv.
- H. platteeuwi*, Sumatra, SEVERIN, p. xcvi, C.R. Ent. Belg. 1890, n. sp.
- Hydrocoptus subvittulus*, Motsch., described; SHARP, Tr. E. Soc. 1890, p. 340.
- Hydroporus inefficiens*, Wlk., referred to *Laccophilus*, and described; SHARP, Tr. E. Soc. 1890, p. 341.
- Hydrovatus cardoni*, E. India, SEVERIN, p. clxxxix, C.R. Ent. Belg. 1890; *H. sinister*, Ceylon, SHARP, Tr. E. Soc. 1890, p. 343: n. spp.
- Hyphoporus elevatus*, ♀ noticed; SEVERIN, p. cxci, C.R. Ent. Belg. 1890.

H. bengalensis, E. India, SEVERIN, *l. c.*; *H. pugnator*, Ceylon, SHARP, Tr. E. Soc. 1890, p. 345 : n. spp.

Hyphydrus : table of the characters of the European species ; LEPRIEUR, Bull. Soc. Ent. Fr. 1890, p. lxxvii. *H. indicus*, ♀ described ; SHARP, Tr. E. Soc. 1890, p. 345.

Hyphydrus renardi, E. India, SEVERIN, p. cxc, C.R. Ent. Belg. 1890, n. sp.

Laccophilus parvulus, Aubé, = (*orientalis*, Aubé, and *obtusus*, Shp.) ; SEVERIN, p. clxxxviii, C.R. Ent. Belg. 1890.

L. balzani, p. 263, *obliquatus*, p. 264, *nubilus*, p. 265, *augustus*, p. 266, S. America, RÉGIMBART, Ann. Mus. Genov. (2) vii ; *L. anticatus*, Ceylon, SHARP, Tr. E. Soc. 1890, p. 341 : n. spp.

Macrodytes marginalis and *circumcinctus*, differential characters ; THOMSON, p. 1526, Opusc. Ent. xiv.

Neptosternus taprobanicus, Ceylon, SHARP, Tr. E. Soc. 1890, p. 342, n. sp.

Platynectes rodriguezi, Guatemala, SEVERIN, p. xcvi, C.R. Ent. Belg. 1890, n. sp.

Rhantus taprobanicus, Ceylon, SHARP, Tr. E. Soc. 1890, p. 346, n. sp.

GYRINIDÆ.

[*Cf.* EDWARDS (212), RÉGIMBART (643), SCHAUFUSS (727)].

Dineutes olivaceus, p. 62, *jikelii*, p. 63, Abyssinia, SCHAUFUSS, Ent. Nachr. xvi, n. spp.

Gyrinus : the characters of the British species ; EDWARDS, Ent. xxiii, pp. 105-109, woodcuts.

HYDROPHILIDÆ.

(*Cf.* BLACKBURN (60, 62), FRIVALDSZKY (285), GUILLEBEAU (332), HORN (377, 378, 379), KUWERT (468), REITTER (648), SCUDDER (754), SEMENOW (770), SHARP (779).]

Amphiops simplex, *pedestris*, p. 354, *mirabilis*, p. 355, Ceylon, SHARP, Tr. E. Soc. 1890, n. spp.

Anacæna, *Paracymus*, and allies, characters discussed ; HORN, p. 261, Tr. Am. Ent. Soc. xvii.

Armostus, n. g., near *Oosternum*, p. 358, for *A. optatus*, n. sp., Ceylon ; SHARP, Tr. E. Soc. 1890.

Berosus decrescens, Wlk., redescribed ; SHARP, Tr. E. Soc. 1890, p. 353. *B. spinosus* and *guttalis*, supplementary note ; FAUVEL, Rev. d'Ent. ix, p. 80.

B. rubiginosus, p. 318, *kruperi*, p. 320, Syria, KUWERT, Verh. Ver. Brünn. xxviii, n. spp.

Cercyon vicinale, Wlk., = (*nigriceps*, Motsch., and *atriceps*, Gemm.) ; SHARP, Tr. E. Soc. 1890, p. 357.

C. lencoranus, p. 320, *paradoxus*, Russia, p. 321, *agnotus*, Sicily, p. 322,

KUWERT, Verh. Ver. Brünn. xxviii; *C. uniformis*, Ceylon, SHARP, Tr. E. Soc. 1890, p. 357; *C. indistinctus*, p. 297, *floridanus*, p. 303, N. America, HORN, Tr. Am. Ent. Soc. xvii : n. spp.

Creniphilus, Motsch., in this should be merged *Crenitis*, Bed.; HORN, p. 261, Tr. Am. Ent. Soc. xvii.

C. moratus, *monticola*, p. 271, *degener*, p. 273, N. America, HORN, Tr. Am. Ent. Soc. xvii : n. spp.

√ *Crepelochares*, n. subg. of *Helochares*; KUWERT, p. 38, Verh. Ver. Brünn. xxviii.

O. livornicus, Italy, KUWERT, p. 327, Verh. Ver. Brünn. xxviii, n. sp.

√ *Crepilimnebius*, n. subg. of *Limnebius*; KUWERT, p. 105, Verh. Ver. Brünn. xxviii.

C. tibialis, N. Africa, KUWERT, p. 314, Verh. Ver. Brünn. xxviii, n. sp.

Cryptopleurum americanum, Ohio, HORN, p. 312, Tr. Am. Ent. Soc. xvii, n. sp.

Cyclonotum simplex, Shp., = (*Hydrobius stultus*, Wlk.); SHARP, Tr. E. Soc. 1890.

Cymbiodyta, Bed., should include *Hydrocombis*, Shp.; HORN, p. 240, Tr. Am. Ent. Soc. xvii.

C. morata, New Mexico, p. 256, *blanchardi*, N. America, p. 258, HORN, Tr. Am. Ent. Soc. xvii, n. spp.

Dactylosternum, characters discussed; HORN, p. 282, Tr. Am. Ent. Soc. xvii.

D. advectum, Florida, HORN, Tr. Am. Ent. Soc. xvii, p. 284, n. sp.

√ *Embololimnebius*, n. subg. of *Limnebius*; KUWERT, p. 91, Verh. Ver. Brünn. xxvii.

E. crassipes, Holland, *baudi*, *angusticonus*, p. 310, *laticonus*, p. 311, Sicily, KUWERT, Verh. Ver. Brünn. xxviii, n. spp.

√ *Enachroides*, n. g., for *E. decorus*, n. sp., Portugal; KUWERT, p. 327, Verh. Ver. Brünn. xxviii.

√ *Epicercyon*, n. n. for *Cerycon*, Rey; KUWERT, p. 168, Verh. Ver. Brünn. xxviii.

Epimetopus flavidulus, Ceylon, SHARP, Tr. E. Soc. 1890, p. 355, n. sp.

√ *Graphelochares*, n. subg. of *Helochares*; KUWERT, p. 38, Verh. Ver. Brünn. xxviii.

Helochares : cf. *Crepelochares*, *Graphelochares*.

Helochares nigrifulus, Sicily, KUWERT, Nat. Sicil. ix, p. 8, and Verh. Ver. Brünn. xxviii, p. 34; *H. minutissimus*, Syria, KUWERT, p. 304, Verh. Ver. Brünn. xxviii; *H. taprobanicus*, p. 351, *anchoralis*, *lentus*, *densus*, p. 352, Ceylon, SHARP, Tr. E. Soc. 1890 : n. spp.

Henicocerus halbherri, Tyrol, REITTER, Deutsche e. Z. 1890, p. 145, n. sp.

√ *Helocombis*, n. g., type *Philydrus bifidus*, Lec.; HORN, p. 259, Tr. Am. Ent. Soc. xvii.

Helophorus brevitarsis, Bosnia, KUWERT, Verh. Ver. Brünn. xxviii, p. 191, n. sp.

√ *Helocharimorphus*, n. g., p. 306, for *H. sharpi*, n. sp., Egypt, p. 307, KUWERT, Verh. Ver. Brünn. xxviii.

Hydræna perparvula, Bosnia, KUWERT, p. 303; *H. parvicollis*, Thesaly, p. 326, KUWERT, Verh. Ver. Brünn. xxviii : n. spp.

Hydrobaticus clypeatus, S. Australia, BLACKBURN, P. Linn. Soc. N.S.W. (2) v, p. 305, n. sp.

Hydrobiomorpha helenæ, Australia, BLACKBURN, P. Linn. Soc. N.S.W. (2) iv, p. 741, n. sp.

Hydrobius arcticus, N. Europe, KUWERT, p. 304, Verh. Ver. Brünn. xxviii; *H. minimus*, p. 348, *evanescens*, *H. (Anacæna) advena*, p. 349, Ceylon, SHARP, Tr. E. Soc. 1890 : n. spp.

Hydrophilus piceus, embryology; HEIDER. (353).

H. ganssuensis, China, SEMENOW, p. 194, Hor. Ent. Ross. xxiv, n. sp.

Laccobius albipes, Bosnia, p. 82, *eximius*, p. 314, *singularis*, p. 315, *minimus*, Egypt, *sternocrinis*, Syria, p. 316, *signatus*, Spain, *præcipuus*, Egypt, p. 317, KUWERT, Verh. Ver. Brünn. xxviii; *L. rectus*, Ceylon, SHARP, Tr. E. Soc. 1890, p. 353 : n. spp.

Limnebius, cf. *Crepilimnebius*, *Embololimnebius*, *Odontolimnebius*, *Tricholimnebius*.

L. rubropiceus, Caucasus, p. 312, *dissimilis*, St. Remo, p. 313, KUWERT, Verh. Ver. Brünn. xxviii; *L. stagnalis*, Styria, GUILLEBEAU, Rev. d'Ent. ix, p. 33 : n. spp.

Megasternum, = (*Pachysternum*, Motsch.); SHARP, Tr. E. Soc. 1890, p. 358.

M. caucasicum, Caucasus, p. 323, *calabricum*, Sicily, p. 324, KUWERT, Verh. Ver. Brünn. xxviii; *M. punctulatum*, Louisiana, HORN, p. 309, Tr. Am. Ent. Soc. xvii : n. spp.

Octhebius: monograph of the N. American species; HORN, Tr. Am. Ent. Soc. xvii, pp. 17, &c.

O. haberfelneri, Austrian Alps, REITTER, Deutsche e. Z. 1890, p. 385, n. sp.

√ *Odontolimnebius*, n. subg. of *Limnebius*; KUWERT, p. 96, Verh. Ver. Brünn. xxviii.

O. adjunctus, N. Africa, KUWERT, p. 312, Verh. Ver. Brünn. xxviii, n. sp.

Pachysternum sibiricum, Siberia, p. 324, *pusillum*, Russia, p. 325, KUWERT, Verh. Ver. Brünn. xxviii, n. spp.

Paraberosus nigriceps, Mesopotamia, *melanocephalus*, Arabia, KUWERT, p. 319, Verh. Ver. Brünn. xxviii, n. spp.

√ *Paracymorphus*, n. g. for *P. globuloides*, n. sp., Sicily; KUWERT, p. 307, Verh. Ver. Brünn. xxviii.

† *Paracymus caucasicus*, Asia Minor, KUWERT, p. 307, Verh. Ver. Brünn. xxviii, n. sp.

√ *Pemelus*, n. g. for *Cercyon costatus*, Lec.; HORN, p. 309, Tr. Am. Ent. Soc. xvii.

√ *Phenotypus*, n. g. (*Cyclonoti*) for *Cyclonotum palmarum*, Schwarz; HORN, Tr. Am. Ent. Soc. xvii, p. 285.

Philydrus: HORN revises the genera and species of N. America allied to; Tr. Am. Ent. Soc. xvii, pp. 237-278. *P. escuriens*, Wlk., = (*Pylophilus nigriceps*, Motsch.); SHARP, Tr. E. Soc. 1890, p. 350.

Philydrus mesopotamiae, Mesopotamia, p. 60, *flavus*, Portugal, p. 305, *ragusæ*, Sicily, p. 306, KUWERT, Verh. Ver. Brünn. xxviii; *P. iteratus*, p. 349, *fragilis*, p. 340, *abnormalis*, p. 341, Ceylon, SHARP, Tr. E. Soc. 1890; *P. californicus*, p. 248, *hamiltoni*, p. 249, N. America, HORN, Tr. Am. Ent. Soc. xvii: n. spp.

↓*Protosternum*, n. g. near *Dactylosternum*, for *P. atomarium*, n. sp., Ceylon; SHARP, p. 356, Tr. E. Soc. 1890.

Sphæridiini of N. America revised; HORN, Tr. Am. Ent. Soc. xvii, p. 279.

Sphæridium quinquemaculatum, Fab., = (*tricolor*, Wlk.); SHARP, Tr. E. Soc. 1890, p. 357.

S. chinense, Jenking, FRIVALDSZKY, Term. füzetek, xii, p. 198, n. sp.

↓*Tricholinnebius*, n. subg. of *Limnebius*; KUWERT, p. 88, Verh. Ver. Brünn. xxviii.

T. barbifer, Holland, KUWERT, p. 308, Verh. Ver. Brünn. xxviii, n. sp.

PLATYPSYLLIDÆ.

Platypsyllus: ultimate larva described; RILEY, Ent. Am. vi, p. 27, woodcuts, and HORN, t. c. p. 55.

STAPHYLINIDÆ.

[Cf. EPPELSHEIM (226, 227, 228, 229), FAUVEL (250, 251), GESTRO (300), MEINERT (526), REITTER (648, 657), SCUDDER (754), WASMANN (880, 883, 884, 885).]

Remarks on ants'-nest *Staphylinidæ*; WASMANN (880).

For new genus in amber, see Palæo-entomology.

Aleochara (Ceranota) adusta, Caucasus, p. 163, *A. (C.) consors*, Caucasus, p. 217, EPPELSHEIM, Wien. ent. Z., n. spp.

Anthobium starcki, Circassia, REITTER, Wien. ent. Z. ix, p. 190, n. sp.

Apteranillus foreli, N. Africa, WASMANN, Deutsche e. Z. 1890, p. 390, pl. ii, fig. 1, n. sp.

Astilbus memnonius and *tristis*, note on; WASMANN, Deutsche e. Z. 1890, p. 300.

Atemeles emarginatus, larva, habits; WASMANN, Tijdschr. Ent. xxxiii, pp. 262-265.

Atheta (Bessobia) callicerina, p. 219, *A. (Microdota) filicornis*, p. 221, Caucasus, EPPELSHEIM, Wien. ent. Z. ix; *A. (Homalota) armeniaca*, Caucasus, EPPELSHEIM, Wien. ent. Z. ix, p. 165: n. spp.

Bolitochara obliqua, Er., n. var. *caucasica*; EPPELSHEIM, Wien. ent. Z. ix, p. 161.

Cafus ragazzii, Red Sea, GESTRO, Ann. Mus. Genov. (2) vii, p. 32, n. sp.

Cephaloplectus, note on; WASMANN, Deutsche e. Z. 1890, p. 316.

; *Cryptobium nigrobadium*, Nagpore, EPPELSHEIM, Wien. ent. Z. ix, p. 278, n. sp.

Drusilla bomfordi, Simla, EPPELSHEIM, Wien. ent. Z. ix, p. 273, n. sp.

Ecitophila, n. g., near *Myrmedonia*, for *E. omnivora*, n. sp., Rio de Janeiro, pl. ii, fig. 5; WASMANN, Deutsche e. Z. 1890, p. 314.

Geodromicus constricticollis, Caucasus, EPPELSHEIM, Wien. ent. Z. ix, p. 172; *G. antennatus*, Circassia, REITTER, t. c. p. 189 : n. spp.

Homalota clancula, characters of sexes; BLATCH, Ent. M. M. (2) i, p. 159. *H. truncata* redescribed; EPPELSHEIM, Deutsche e. Z. 1890, p. 203.

Ischnopoda subenea, Caucasus, EPPELSHEIM, Wien. ent. Z. ix, p. 164, n. sp.

Leptotyphlus cribratus, *grouvellei*, Nice, FAUVEL, Rev. d'Ent. p. 356, n. spp.

Leptusa venusta, Hoch., redescribed; EPPELSHEIM, Wien. ent. Z. ix, p. 161.

L. ludyi, p. 205, *L. (Sipalia) granulicauda*, p. 206, Austria, EPPELSHEIM, Wien. ent. Z. ix, p. 206, n. spp.

Liogluta funesta, Caucasus, EPPELSHEIM, Wien. ent. Z. ix, p. 218, n. sp.

Lomechusa strumosa: habits of larva and its relation to ants; WASMANN, Tijdschr. Ent. xxxiii, pp. 93-96.

Mesotrochus, n. g., near *Holotrochus*, for *M. paradoxus*, n. sp., Blumenau, pl. ii, fig. 7, WASMANN, Deutsche e. Z. 1890, p. 317.

Myrmedonia armifrons, p. 274, *hauseri*, p. 275, Nagpore, EPPELSHEIM, Wien. ent. Z. ix; *M. eppelesheimii*, p. 306, *diabolica*, p. 308, pl. ii, fig. 3, *crinosa*, *granulata*, p. 309, *rugulosa*, *dispar*, p. 310, Blumenau, *gemmata*, Rio Grande do Sul, p. 311, pl. ii, fig. 4, *badariottii*, Rio de Janeiro, p. 312, WASMANN, Deutsche e. Z. 1890 : n. spp.

Ocypris oleus and *tenebricosus*, distinctive characters and synonymy; OTTO, Wien. ent. Z. ix, p. 62. *O. athiops*, larva described; XAMBEU, Rev. d'Ent. ix, p. 181.

Edlichirus dimidiatus, Nagpore, EPPELSHEIM, Wien. ent. Z. ix, p. 280, n. sp.

Oxysoma aleocharina, Caucasus, REITTER, Deutsche e. Z. 1890, p. 166, n. sp.

Oxytelus elegans, Denmark, MEINERT, Ent. Med. ii, p. 257, n. sp.

Pæderus syriacus, Reit., and *mesopotamicus*, Epp., are one species; REITTER, Wien. ent. Z. ix, p. 14.

Philonthus convalescens, Simla, p. 276, *cliens*, Nagpore, p. 277, EPPELSHEIM, Wien. ent. Z. ix, n. spp.

Pinophilus bomfordi, Nagpore, EPPELSHEIM, Wien. ent. Z. ix, p. 279, n. sp.

Quedius tristis, pupa described; LESNE, p. 179, Ann. Soc. Ent. Fr. (6) x.

Q. (Ediquus) heterodoxus, Bohemia, p. 208, *Q. (Microsaurus) mixtus*, Lenkoran, p. 222, *scutellaris*, Tunis, p. 224, EPPELSHEIM, Wien. ent. Z. ix, n. spp.

- Scimbalium indicum*, Nagpore, EPPELSHEIM, Wien. ent. Z. ix, p. 278, n. sp.
- Sipalia laticornis*, E. Pyrenees, FAUVEL, Rev. d'Ent. ix, p. 184 (larva, XAMBEU, t. c. p. 183) : n. sp.
- Staphylinus arrosus*, Caucasus, EPPELSHEIM, Wien. ent. Z. ix, p. 169, n. sp.
- Stenus suramensis*, n. var. *confrater*, EPPELSHEIM, Wien. ent. Z. ix, p. 227.
- Stenus coarcticollis*, p. 170, *denticulatus*, p. 225, *ignotus*, p. 226, Caucasus, EPPELSHEIM, Wien. ent. Z. ix, n. spp.
- Sunius setulosus*, N. Africa, WASMANN, Deutsche e. Z. 1890, p. 304, n. sp.
- Tachinus laciniatus*, p. 166, *lederi*, p. 168, Caucasus, EPPELSHEIM, Wien. ent. Z. ix, n. spp.
- Trogophlæus (Carpalineus) pilosellus*, p. 228, *T. (Tanosoma) apicalis*, p. 229, Caucasus, EPPELSHEIM, Wien. ent. Z. ix, n. spp.
- Xenocephalus schuppii*, Rio Grande do Sul, WASMANN, Deutsche e. Z. 1890, p. 315, pl. ii, fig. 6, n. sp.

PSELAPHIDÆ.

[Cf. BLACKBURN (64), BRENDÉL & WICKHAM (84), BROUN (95), GUILLEBEAU (332), HALBIERR (345), HEYDEN (361), RAFFRAY (631, 632, 633), REITTER (648, 657), SCHAUFUSS (726, 727), WASMANN (880).]

System of classification ; SCHAUFUSS (727).

For descriptions of new genera and species found in amber on the coasts of the Baltic, see Palæo-entomology, p. 79.

Revision of the family, with morphological sketch, new classification and tabulation of the genera ; RAFFRAY, Rev. d'Ent. ix. This includes many synonymical and other observations which it would be superfluous to reproduce in detail here, as the work must be consulted by all students. Only the new generic names and the new species are noticed below ; the latter are limited to the species serving as types of the new genera.

Abryaxis, n. g., for *Bryaxis denticornis*, *subcarinata*, and *separabilis*, Schf. ; RAFFRAY, Rev. d'Ent. ix, p. 119 (cf. *Byraxis*, *infra*).

Achilia, n. n. for *Byraxis*, Raffr., *nec* Reitt. ; REITTER, Wien. ent. Z. ix, p. 212.

Adrocerus, n. g., p. 131, for *A. cavicornis*, n. sp., Brazil, p. 208, pl. ii, fig. 50 ; RAFFRAY, Rev. d'Ent. ix.

Adrogaster, n. g., p. 94, for *A. longipennis*, n. sp., Rio Grande, p. 195, pl. ii, fig. 5 ; RAFFRAY, Rev. d'Ent. ix.

Amana, n. g., p. 109, for *A. crassicornis*, n. sp., Singapore, p. 203, pl. ii, fig. 28 ; RAFFRAY, Rev. d'Ent. ix.

Anuclaviger, n. g. (*Clavigerides*), p. 163, for *A. sinuaticollis*, n. sp., Singapore, p. 216, pl. iii, fig. 21 ; RAFFRAY, Rev. d'Ent. ix.

Anarmodius, n. g., for *Trichonyx gibbus*, Schf. ; RAFFRAY, p. 103, Rev. d'Ent. ix.

A. bifoveatus, Venezuela, RAFFRAY, p. 307, Ann. Soc. Ent. Fr. (6) x, n. sp.

√ *Anops*, n. g., near *Amaurops*, for *A. amblyoponica*, n. sp., Pennsylvania; BRENDÉL, Bull. Lab. Iowa, ii, p. 80.

√ *Apharinodes*, n. g., p. 135, for *A. squamosa*, n. sp., Singapore, p. 210, pl. ii, fig. 40; RAFFRAY, Rev. d'Ent. ix.

Apharus armipes, Venezuela, RAFFRAY, p. 318, Ann. Soc. Ent. Fr. (6) x, n. sp.

√ *Apoptectus*, n. g., p. 96, for *Euplectus crassipes*, Raffr.; RAFFRAY, Rev. d'Ent. ix.

√ *Arachis*, n. g., for *Batrisomorpha crassicornis*, Raffr.; RAFFRAY, p. 117, Rev. d'Ent. ix.

Arhytodes oberthuri, pl. vi, fig. 9, p. 327, *margaritaceus*, fig. 11, p. 328, *rubripennis*, fig. 12, p. 329, Venezuela, RAFFRAY, Ann. Soc. Ent. Fr. (6) x, n. spp.

√ *Articerodes*, n. g., p. 164, for *Articerus syriacus*, Saulcy; RAFFRAY, p. 164, Rev. d'Ent. ix.

Articerus asper, Adelaide, BLACKBURN, Tr. R. Soc. S. Austr. xii, p. 138, n. sp.

√ *Barada*, n. g., p. 314, for *B. mucronata*, pl. vi, fig. 8, n. sp., Venezuela; RAFFRAY, Ann. Soc. Ent. Fr. (6) x.

√ *Batrisodema*, n. g., p. 109, for *B. tuberculata*, n. sp., Singapore, p. 200, pl. ii, fig. 11; RAFFRAY, Rev. d'Ent. ix.

Batrissus furcatus, Pennsylvania, BRENDÉL, Bull. Lab. Iowa, ii, p. 82; *B. elevatus*, pl. vi, fig. 6, *lamellatus*, p. 308, *longipennis*, p. 309, Venezuela, RAFFRAY, Ann. Soc. Ent. Fr. (6) x : n. spp.

√ *Brabaxys*, n. g., for *Bryaxis fonensis*, *siamensis*, Schf.; RAFFRAY, Rev. d'Ent. ix, p. 119.

Bryaxis narentina, Herzegovina, REITTER, Wien. ent. Z. ix, p. 191; *B. valida*, p. 273, *elegans*, p. 276, *bicolor*, p. 294, N. America, BRENDÉL, Bull. Lab. Iowa, i; *B. (Reichenbachia) cullosa*, p. 311, *aubeana*, *estebanensis*, p. 312, Venezuela, RAFFRAY, Ann. Soc. Ent. Fr. (6) x; *B. munroi*, p. 231, *forficulida*, p. 232, *foveatissima*, p. 233, New Zealand, BROUN, Tr. N. Z. Inst. xxii : n. spp.

Byrazis, Reitt., = (*Abryaxis*, Raffr.); REITTER, Wien. ent. Z. ix, p. 212.

Bythinus baudueri, *latebrosus*, *blandus*, note on, CROISSANDEAU, Deutsche e. Z. 1890, p. 287. *B. baudueri*, *latebrosus*, *blandus*, distinctions of; REITTER, Wien. ent. Z. ix, p. 16.

B. lagari, Lagarina Valley, HALBHERR (345); *B. amasica*, Asia Minor, p. 373, *schneideri*, San Remo, p. 386, REITTER, Deutsche e. Z. 1890 : n. spp.

Centrophthalmus communis, Madagascar, SCHAUFUSS, Ent. Nachr. xvi, p. 139, n. sp.

Cercocerus germaini, Matto Grosso, RAFFRAY, p. 213, pl. iii, fig. 9, Rev. d'Ent. ix, n. sp.

√ *Ceroderma*, n. g., p. 108, for *C. asperata*, n. sp., Pulo-Penang, p. 127; RAFFRAY, Rev. d'Ent. ix.

Clavigeridae: remarks on structure and habits; WASMANN (880).

- Claviger uraxidis*, Ordubad, REITTER, p. 190, Wien. ent. Z. ix, n. sp.
- √ *Commatoceropsis*, n. g., for *Commatocerus madagascariensis*, Raff. ; RAFFRAY, p. 164, Rev. d'Ent. ix.
- √ *Cratna*, n. g., p. 109, for *C. torticornis*, n. sp., Singapore, p. 202, pl. ii, fig. 10 ; RAFFRAY, Rev. d'Ent. ix.
- Cryptorhinula longiclava*, Brazil, RAFFRAY, Rev. d'Ent. ix, p. 205, pl. ii, fig. 32 ; *C. longiceps*, Venezuela, *id.*, p. 313, Ann. Soc. Ent. Fr. (6) x : n. spp.
- √ *Ctenisis*, n. g., for *Ctenistes equinoctialis*, Aub., and *Desimia dispar*, Shp. ; RAFFRAY, p. 141, Rev. d'Ent. ix.
- √ *Ctenisomorphus*, n. g., for *Ctenistes major*, Raff. ; RAFFRAY, p. 140, Rev. d'Ent. ix.
- Ctenistes adelaida*, p. 136, *tenebricosus*, p. 137, S. Australia, BLACKBURN, Tr. R. Soc. S. Austr. xii, n. spp.
- Cyathiger impar*, Singapore, RAFFRAY, Rev. d'Ent. ix, p. 209, pl. ii, fig. 46, n. sp.
- Dalmodes ensipes*, Venezuela, RAFFRAY, p. 316, Ann. Soc. Ent. Fr. (6) x, n. sp.
- √ *Dalmoplectus*, n. g., for *Dalmodes rybaxoides*, Reitt. ; RAFFRAY, p. 96, Rev. d'Ent. ix.
- Decarthron discolor*, New Mexico, BRENDAL, Bull. Lab. Iowa, i, p. 265, n. sp.
- √ *Didimoprora*, n. g., for *Tyrus victoria*, King ; RAFFRAY, p. 148, Rev. d'Ent. ix.
- √ *Eubatrisus*, n. subg. of *Batrisus*, RAFFRAY, p. 110, Rev. d'Ent. ix.
- Euphalepsus rugipes*, p. 309, *cruralis*, pl. 6, fig. 7, p. 310, Venezuela, RAFFRAY, Ann. Soc. Ent. Fr. (6) x, n. spp.
- √ *Euplectopsis*, n. g., for *Trichonyx microcephalus*, Reitt. ; RAFFRAY, Rev. d'Ent. ix, p. 46.
- Eurhexius crassicornis*, Venezuela, RAFFRAY, p. 306, Ann. Soc. Ent. Fr. (6) x, n. sp.
- √ *Fustigeropsis*, n. g., for *Commatocerus peringueyi*, Raff. ; RAFFRAY, p. 164, Rev. d'Ent. ix.
- Globa brevicornis*, Venezuela, RAFFRAY, p. 314, Ann. Soc. Ent. Fr. (6) x, n. sp.
- Goniacerus anophthalmus*, Brazil, RAFFRAY, p. 207, pl. ii, fig. 49, Rev. d'Ent. ix ; *G. perforatus*, Venezuela, *id.*, p. 317, Ann. Soc. Ent. Fr. (6) x : n. spp.
- Goniastes westwoodi*, Brazil, RAFFRAY, Rev. d'Ent. ix, p. 209, pl. ii, fig. 51, n. sp.
- Hamotus crassipalpus*, p. 320, *soror*, *cavipalpus*, p. 321, *vesiculifer*, p. 322, *inflatus*, p. 323, *H. (Hamatoides) reichèi*, *flavopilosus*, p. 325, Venezuela, RAFFRAY, Ann. Soc. Ent. Fr. (6) x, n. spp.
- √ *Jubomorphus*, n. g. *Faronini*, for *J. simoni*, pl. vi, fig. 2, n. sp., Venezuela, RAFFRAY, p. 299, Ann. Soc. Ent. Fr. (6) x.
- Jubus caviventris*, p. 301, *abbreviatus*, p. 302, *punctulatus*, *latus*, p. 303, Venezuela, RAFFRAY, Ann. Soc. Ent. Fr. (6) x, n. spp.

Lasinus mandarinus, Tonkin, RAFFRAY, p. 212, pl. iii, fig. 16, Rev. d'Ent. ix, n. sp.

↓ *Macharodes*, n. g., for *Tychus bythinoides*, and *Bythinus carinatus*, Brend.; BRENDL, Bull. Lab. Iowa, i, p. 252.

↓ *Macta*, n. g., pp. 85 & 87, for *M. constricta*, n. sp., Brazil, p. 193; RAFFRAY, Rev. d'Ent. ix.

↓ *Mastiger brevicornis*, Singapore, RAFFRAY, p. 216, pl. iii, fig. 22, Rev. d'Ent. ix, n. sp.

↓ *Mesoplatus*, n. g., for *Batrisus barbatus*, King; RAFFRAY, p. 103, Rev. d'Ent. ix.

↓ *Mina*, n. g., p. 108, for *M. elegans*, n. sp., Singapore, p. 200, pl. ii, fig. 15, RAFFRAY, Rev. d'Ent. ix.

↓ *Mitracephala*, n. g., p. 104, for *M. longipennis*, n. sp., Brazil, p. 198, pl. ii, fig. 8, RAFFRAY, Rev. d'Ent. ix.

↓ *Neodalmus*, n. g., *Euplectini*, for *N. carinatus*, pl. 6, fig. 4, n. sp., Venezuela; RAFFRAY, Ann. Soc. Ent. Fr. (6) x.

↓ *Obricala*, n. g., p. 117, for *Batrisomorpha foveicollis*, Raffr.; RAFFRAY, Rev. d'Ent. ix.

↓ *Oxyomera*, n. g., p. 109, for *O. denticollis*, n. sp., Singapore, p. 203, pl. ii, fig. 16; RAFFRAY, Rev. d'Ent. ix.

↓ *Palimbolus*, n. g., for *Tyrus mirandus*, Shp.; RAFFRAY, p. 149, Rev. d'Ent. ix.

↓ *Patranus*, n. g., for *Tychus politus*, Schf.; RAFFRAY, p. 118, Rev. d'Ent. ix.

↓ *Pedinopsis*, n. g., for *Euplectus major*, Raffr.; RAFFRAY, Rev. d'Ent. ix, p. 96.

↓ *Phalespoides*, n. g., p. 111, for two nondescript species from Brazil; RAFFRAY, Rev. d'Ent. ix.

Phthartomicrus pubescens, Singapore, RAFFRAY, Rev. d'Ent. ix, p. 194, pl. ii, fig. 4, n. sp.

↓ *Phitegnomus*, n. g., p. 104, for *P. oberthuri*, n. sp., Amazons, p. 198, pl. ii, fig. 7; RAFFRAY, Rev. d'Ent. ix.

↓ *Physa*, n. g., for *Bryaxis inflata*, Shp.; RAFFRAY, p. 118, Rev. d'Ent. ix.

↓ *Probatrisus*, n. subg. of *Batrisus*; RAFFRAY, p. 110, Rev. d'Ent. ix.

↓ *Prophilus*, n. g., p. 94, for *P. minutus*, n. sp., Singapore, p. 195, pl. ii, fig. 14; RAFFRAY, Rev. d'Ent. ix.

↓ *Propectus*, n. g., p. 104, for *P. decipiens*, n. sp., California, p. 197; RAFFRAY, Rev. d'Ent. ix.

↓ *Prorhexius*, n. g., p. 103, for *P. sylvaticus*, n. sp., N. America, p. 197; RAFFRAY, Rev. d'Ent. ix.

Pselaphomorphus longiceps, Brazil, RAFFRAY, Rev. d'Ent. ix, p. 193, pl. ii, fig. 1; *P. microphthalmus*, pl. vi, fig. 1, *muticus*, Venezuela, RAFFRAY, p. 298, Ann. Soc. Ent. Fr. (6) x : n. spp.

↓ *Pselaphophus*, n. subg. of *Pselaphus*; RAFFRAY, p. 137, Rev. d'Ent. ix.

↓ *Pselaphoxys*, n. subg. of *Pselaphus*; RAFFRAY, p. 137, Rev. d'Ent. ix.

† *Pselaptrichus*, n. g., near *Macharites*, for *P. tuberculipalpus*, n. sp., California, pl. vii, fig. 24; BRENDÉL, Bull. Lab. Iowa, i.

Pselaptus calcaratus, Venezuela, RAFFRAY, p. 315, Ann. Soc. Ent. Fr. (6) x, n. sp.

† *Pseudaphdrina*, n. g., for *Filiger prima*; Reitt.; RAFFRAY, p. 134, Rev. d'Ent. ix.

† *Pseudohamotus*, n. g., p. 148, for *P. inflatipalpus*, n. sp., Brazil, p. 213, pl. iii, fig. 6; RAFFRAY, Rev. d'Ent. ix.

† *Pseudophanias*, n. g., p. 150, for *P. malaianus*, n. sp., Pulo Penang, p. 214, pl. iii, fig. 1; RAFFRAY, Rev. d'Ent. ix.

† *Pseudotyrus*, n. g., p. 146, for *P. corticalis*, n. sp., Singapore, p. 215, pl. iii, fig. 18; RAFFRAY, Rev. d'Ent. ix.

† *Pteracmes*, n. g., p. 95, for *P. schaufussi*, n. sp., Chili, p. 196, pl. ii, fig. 25; RAFFRAY, Rev. d'Ent. ix.

† *Rabydis*, n. subg. of *Bryaxis*, p. 119, with *B. (R.) striolata*, n. sp., Madagascar, p. 205, RAFFRAY, Rev. d'Ent. ix.

Raphitreus dentimanus, Annam, RAFFRAY, p. 211, pl. iii, fig. 3, Rev. d'Ent. ix, n. sp.

† *Reitteronymus*, n. g., for *Trichonyx longicollis*, Reitt.; RAFFRAY, p. 104, Rev. d'Ent. ix.

† *Rhevinia*, n. g., p. 103, for *R. angulata*, n. sp., New Grenada, p. 196, pl. iii, fig. 35; RAFFRAY, Rev. d'Ent. ix.

Sathytes vespertinus, Pulo Penang, RAFFRAY, Rev. d'Ent. ix, p. 204, n. sp.

† *Sebuga*, n. g., *Faronini*, for *S. centralis*, pl. vi, fig. 3, n. sp., Venezuela; RAFFRAY, Ann. Soc. Ent. Fr. (6) x.

Sognorus heydeni, Asia Minor, REITTER, Deutsche e. Z. 1889, p. 373, n. sp.

† *Tanypleurus*, n. g., p. 127, for *T. malaianus*, n. sp., Singapore, p. 206, pl. ii, fig. 45; RAFFRAY, Rev. d'Ent. ix.

† *Trabisus*, n. subg. of *Batrisus*; RAFFRAY, p. 110, Rev. d'Ent. ix.

† *Trichonomorphus*, n. g., p. 109, for *T. ursinus*, n. sp., Pulo Penang, p. 201, pl. ii, fig. 9; RAFFRAY, Rev. d'Ent. ix.

† *Trimiomorphus*, n. g., p. 93, for *T. elongatus*, n. sp., Singapore, p. 194, pl. ii, fig. 12; RAFFRAY, Rev. d'Ent. ix.

† *Trimiopectus*, n. g., for part of *Euplectus*, with *T. obsoletus*, n. sp., Iowa, pls. xi, fig. 105, & xii, fig. 123; BRENDÉL, Bull. Lab. Iowa, ii.

Trimioptis steutiauci, Guadeloupe, RAFFRAY, p. cciv, Bull. Soc. Ent. Fr. 1890, n. sp.

Trimium raffrayi, Adelsberg, GUILLEBEAU, Rev. d'Ent. ix, p. 32, n. sp.

Tychus fourrieri = (*olbiensis*); GUILLEBEAU, Rev. d'Ent. ix, p. 33.

Tyrus mucronatus n. var. *costatus*; FLEISCHER, p. 86.

Tyrus elongatus, Arizona; BRENDÉL, Bull. Lab. Iowa, i, p. 239, pl. vi, fig. 21, n. sp.

† *Xerhius*, n. g., near *Rhexius*, p. 305, for *X. cordicollis*, pl. vi, fig. 5, n. sp., Venezuela; RAFFRAY, Ann. Soc. Ent. Fr. (6) x.

PAUSSIDÆ.

[*Cf.* DOHRN (178, 180), POLL (612).]

Remarks on structures and relations to Ants ; WASSMANN (880).

Merismoderus hamaticornis, Sumatra, POLL, Notes Leyd. Mus. xii, p. 1, n. sp.

Paussus smithi, *concolor*, and *lafertei*, notes on ; DOHRN, S. E. Z. li, p. 246.

P. elaphus, *dama*, p. 1, *sikoranus*, p. 82, Madagascar, DOHRN, S. E. Z. li, n. spp.

Platyrhopalus macrophyllus, Java, POLL, Notes Leyd. Mus. xii, p. 3, n. sp.

SCYDMÆNIDÆ.

[*Cf.* BLATCH (68), CROISSANDEAU (155), HALBHERR (345), REITTER (648), REITTER & CROISSANDEAU (670), SAULCY (720).]

Cephemium (Geodytes) theryanum, Algeria, REITTER, Deutsche e. Z. 1890, p. 387, n. sp.

Chevolatia grouvellei, Mexico, CROISSANDEAU, p. clvi, Bull. Soc. Ent. Fr. 1890, n. sp.

Euconus (Tetramelus) longulus, Lagarina Valley ; HALBHERR (345) ; *E. providus*, *ovipennis*, *pachyscelis*, *abnormis*, *latipennis*, *fugitor*, *fimidus*, p. 216, *excedens*, *eumicriformis*, *lepidus*, *pauper*, *incompletus*, *lothari*, *hetschkoi*, *permodicus*, p. 217, *permixtus*, *vestitus*, *contractus*, *constrictus*, *eques*, *clanculus*, *carinangulus*, p. 218, *subcompressus*, *pinguiculus*, *aridulus*, *depressus*, *spatulus*, *arionis*, *tritonus*, *gibbium*, *exul*, *minimus*, *fimbriatulus*, p. 219, Brazil, REITTER & CROISSANDEAU, Nat. Sicil. ix : n. spp.

Eudesis, characters of ; REITTER, Deutsche e. Z. 1890, p. 387.

E. sulcipennis, Algeria, REITTER, l. c. ; *E. adela*, Pyrenees, SAULCY, Bull. Soc. Ent. Fr. (6) x, p. xxxiv : n. spp.

Homoconus armipes, Brazil, REITTER & CROISSANDEAU, Nat. Sicil. ix, p. 220, n. sp.

Neuraphes delphinus, *georgicus*, ♂ described, REITTER, Deutsche e. Z. 1890, p. 146. *N. coronatus*, Sahl., = (*conifer*, Fauv.), REITTER, Wien. ent. Z. ix, p. 102.

N. felicie, Caucasus, REITTER, Deutsche e. Z. 1890, p. 145 ; *N. planifrons*, England, BLATCH, Ent. M. M. (2) i, p. 93 : n. spp.

Scydmaenus (Eumicrus) dilatatus, *longicornis*, *denticornis*, *angustus*, Brazil, REITTER & CROISSANDEAU, p. 220, Nat. Sicil. ix, n. spp.

SILPHIDÆ.

[*Cf.* FLEISCHER (265), HALBHERR (345), HEYDEN (360), JAKOWLEFF (402), REITTER (645, 648, 657), UHAGON (854).]

Fossil *Silphidæ*, FLACH (260), and palæo-entomology, p. 80.

Bathyscia likanensis, Croatia, REITTER, Wien. ent. Z. ix, p. 191 ; *B. ligurica*, *robiati*, Italy, REITTER, Ann. Mus. Genov. (2) vii, p. 293 : n. spp.

Blitophaga calva, Turkestan, REITTER, Deutsche e. Z. 1890, p. 357, n. sp.

Catops fulvus, Genoa, REITTER, Ann. Mus. Genov. (2) vii, p. 294 ; *C. ruthenus*, Bukowina, REITTER, Deutsche e. Z. 1890, p. 146 : n. spp.

Catopsimorphus brevicollis and *rougeti*, distinctions of ; FAUVEL, Rev. d'Ent. ix, p. 346.

Choleva spinipennis, Germany, REITTER, Deutsche e. Z. 1890, p. 167 ; *C. biharica*, Centr. Europe, FLEISCHER, p. 87, Verh. Ver. Brünn. xxvii : n. spp.

Liodes and *Anisotoma*, note on the application of the names ; REITTER, Wien. ent. Z. ix, p. 120.

Liodes humeralis and *axillaris*, distinctions of ; GUILLEBEAU, Rev. d'Ent. ix, p. 224.

L. montana, Lagarina Valley, HALBHERR (345) ; *L. imeretina*, Caucasus, REITTER, Deutsche e. Z. 1890, p. 388 ; *L. cyrtusula*, Lower Austria, REITTER, Wien. ent. Z. p. 192 : n. spp.

Pseudopelta pilosa, Amdo, JAKOWLEFF, p. 258, Hor. Ent. Ross. xxiv, n. sp.

Ptomaphagus marginicollis and allies, synonymical note ; FAUVEL, p. 347, Rev. d'Ent. ix.

P. rosenhaueri, S. Spain, UHAGON, An. Soc. Esp. xix, p. 44, n. sp.

HISTERIDÆ.

[Cf. CASEY (122), LEWIS (486), REITTER (648), SCHMIDT (738, 739, 740, 741).]

√ *Botrodes*, n. g. (*Murmidiini*), p. 319, for *B. estriatus*, n. sp., Texas, p. 320 ; CASEY, Ann. N. York Ac. v.

√ *Dendrophilopsis*, n. g. for *Hister pusio*, Men. ; SCHMIDT, p. 11, Hor. Ent. Ross. xxiv.

Epierus delaunayi, Cambodia, LEWIS, Ent. M. M. (2) i, p. 106 ; *E. (Stictostix) biseriatus*, Australia, SCHMIDT, Ent. Nachr. xvi, p. 39 : n. spp.

Hister distans, Fisch. = (*dauricus*, Mars., *atramentarius*, Suff.), p. 6, *planulus*, Men., = (*laco*, Mars.), p. 9, *peyroni*, characters and synonymy noticed, p. 9 ; SCHMIDT, Hor. Ent. Ross. xxiv.

H. solskyi, p. 5, *lavifossa*, p. 7, Turkestan, SCHMIDT, Hor. Ent. Ross. xxiv, n. spp.

√ *Lapethus*, n. g. (*Murmidiini*), p. 317, for *L. discretus*, n. sp., California, p. 318, CASEY, Ann. N. York Ac. v.

Monoplius pinguis, Lew., = (*Saulister singularis*, Pering.) ; LEWIS, Ent. M. M. (2) i, p. 106.

Murmidiini referred to *Colydiidæ* ; CASEY, Ann. N. York Ac. v, p. 309.

Onthophilus caucasicus, Caucasus, REITTER, Deutsche e. Z. 1890, p. 389, n. sp.

Pelorurus formosus, Abyssinia, SCHMIDT, Ent. Nachr. xvi, p. 41, n. sp.

Phelister balzanii, Argentine Rep., SCHMIDT, Ann. Mus. Genov. (2) vii, p. 112, n. sp.

Platysoma hageni, confucii; synonymy discussed, p. 13, *sundæ*, characters of, p. 14; SCHMIDT, Notes Leyd. Mus. xii, p. 14.

P. theryana, Algeria, REITTER, Deutsche e. Z. 1890, p. 168, n. sp.

Saprimus ornatus, Er., *fasciolatus*, Gebl., *osiris*, Mars., synonymy discussed, p. 13; *nitidulus*, Fab., variation, p. 14; *sparsutus*, Solsky., = (*brunnensis*, Fleisch.), *biterrensis*, Mars., validity maintained, p. 15; SCHMIDT, Hor. Ent. Ross. xxiv.

S. strigicollis, p. 17, *akinini*, p. 19, Kirghisia, SCHMIDT, Hor. Ent. Ross. xxiv; *S. funereus*, Haifa, *hilaris*, Egypt, p. 82, *japhonis*, Jaffa, *pretiosus*, Abyssinia, p. 83, *æneovirens*, Somali-land, p. 84, *suspectus*, Egypt, p. 85, *palæstinensis*, Nazarus, *baudii*, Cyprus, p. 86, *splendidulus*, Senegal, p. 87, SCHMIDT, Deutsche e. Z. 1890; *S. purpuricollis*, Angola, *hamatus*, p. 42, *disnexus*, p. 43, *arcipygus*, p. 44, *parenthesis*, Brazil, *auctus*, Amazons, p. 45, *latimanus*, Brazil, p. 50, *sulcatulus*, California, p. 51, *lewisii*, p. 52, *subæneus*, p. 53, Japan, *acridens*, Zanzibar, p. 54, *varians*, China, Japan, p. 55, SCHMIDT, Ent. Nachr. xvi: n. spp.

Satrapes sartorii and *reitteri*, distinctive characters of; REITTER, Wien. ent. Z. ix, p. 13.

Tribalus rubriculus, Abyssinia, SCHMIDT, Ent. Nachr. xvi, p. 40, n. sp.

PHALACRIDÆ.

[Cf. FLACH (259).]

Phalacrus frater, Caucasus, FLACH, p. 78, Verh. Ver. Brünn. xxvii, n. sp.

Olibrus reitteri, Croatia, *fallax*, Austria, p. 71, *dohrni*, Turkestan, p. 74, FLACH, Verh. Ver. Brünn. xxvii, n. spp.

NITIDULIDÆ.

[Cf. GROUVELLE (326, 328), REITTER (648, 657), SHARP (317).]

Æthina argus, Tenasserim, GROUVELLE, Ann. Mus. Genov. (2) ix, p. 125, n. sp.

Amphicrossus plagiatulus, Burma, GROUVELLE, Ann. Mus. Genov. (2) ix, p. 125, n. sp.

Acyra fecæ, Burma, GROUVELLE, Ann. Mus. Genov. (2) ix, p. 122, n. sp.

↓ *Cacconia*, n. g. near *Soronia*, for *C. obscura*, n. sp., Mexico, pl. x, fig. 19; SHARP, p. 324, Biol. Centr. Am. Col. ii (1).

Camptodes (Eucamptodes) principalis, Mexico, p. 327, *championi*, Guatemala, *formosus*, Central America, pl. x, fig. 20, p. 328, *gameri*, fig. 21, p. 330, *cinctipennis*, Guatemala, *godmani*, Panama, p. 331, *divisus*, Centr. and S. America, *flohri*, Mexico, p. 332, *politus*, Guatemala, *nigriclava*, fig. 22, Centr. and S. America, *decipiens*, Panama, p. 333, *aberrans*, fig. 23, Mexico, p. 334, *C. jucundus, solitarius*, fig. 24, p. 335, Guatemala, *melanopterus*, Mexico, p. 336, SHARP, Biol. Centr. Am. Col. ii (1), n. spp.

- Carpophilus feæ*, Burma, GROUVELLE, Ann. Mus. Genov. (2) ix, p. 120, n. sp.
- Cryptarcha dubia*, Burma, GROUVELLE, Ann. Mus. Genov. (2) ix, p. 126, n. sp.
- Cybocephalus obliquestriatus*, Buda-Pest, REITTER, Deutsche e. Z. 1890, p. 146, n. sp.
- Epuræa integra* figured, pl. x, fig. 1; Biol. Centr. Am. Col. ii (1).
- E. mexicana, torticollis*, pl. ix, fig. 25, Mexico, p. 307, *soror*, p. 308, *alticola, proliza*, pl. x, fig. 2, Guatemala, p. 308, SHARP, Biol. Centr. Am. Col. ii (1), n. spp.
- ✓ *Eucamptodes*, n. subg. of *Camptodes*, for *C. illustris*, Chev., &c.; SHARP, p. 327, Biol. Centr. Am. Col. ii (1).
- Haptoncura*, Reitt., merged in *Haptoncus*, p. 305, *H. luteolus* figured; Biol. Centr. Am. Col. ii (1).
- H. dubitabilis*, Tenasserim, GROUVELLE, Ann. Mus. Genov. (2) ix, p. 121, n. sp.
- Idathina humeralis*, Tenasserim, GROUVELLE, Ann. Mus. Genov. (2) ix, p. 124, n. sp.
- Ischæna*: table of characters of the species, with *I. angustata*, n. var. *peninsularis*; GROUVELLE, p. 123, Ann. Mus. Genov. (2) ix.
- Lobiopa retusa*, Nicaragua, pl. x, fig. 16, p. 321, *cassidooides, simulatrix*, fig. 17, p. 322, *discedens*, fig. 18, p. 323, Central America, SHARP, Biol. Centr. Am. Col. ii (1), n. spp.
- Meligethes aneus*, habits of larva; BOß, Tijdschr. Ent. xxxiii, p. cxiii.
- Perilopa deplanata, punctigera*, pl. x, fig. 14, p. 319, *placida*, fig. 15, p. 320, Panama, SHARP, Biol. Centr. Am. Col. ii (1), n. spp.
- Platychora lebasii* figured, pl. x, fig. 11; Biol. Centr. Am. Col. ii (1).
- Prometopia porcina*, pl. x, fig. 8, *aqualis*, fig. 9, *rauca*, p. 316, *soro-nioides*, pl. x, fig. 10, p. 317, Central America; SHARP, Biol. Centr. Am. Col. ii (1), n. spp.
- ✓ *Pseudoplatychora*, n. g. for *P. convexiuscula*, n. sp., Sumatra; GROUVELLE, p. 15, Notes Leyd. Mus. xii: cf. RITSEMA, t. c. p. 31, who sinks the genus as being *Atarphia*, Reitt.
- Psilotus atratus* figured, pl. x, fig. 12; Biol. Centr. Am. Col. ii (1).
- P. mimetes*, Panama, SHARP, pl. x, fig. 13, p. 318, t. c., n. sp.
- Rhizophagus protensus*, Armenia, REITTER, Wien. ent. Z. ix, p. 192, n. sp.
- Stelidota pallens*, pl. x, fig. 3, *solitaria*, p. 311, *ovalis*, fig. 4, *stictica*, p. 312, *bugabensis*, fig. 5, p. 313, *fortis, clavigera, chontalensis*, p. 314, *championi*, fig. 6, *extranea*, fig. 7, p. 315, Central America, SHARP, Biol. Centr. Am. Col. ii (1), n. spp.

TROGOSITIDÆ.

[Cf. CASEY (122), LÉVEILLÉ (484, 485).]

Acrops gambeyi, Cochin China, LÉVEILLÉ, p. cvii, Bull. Soc. Ent. Fr. 1890, n. sp.

✓ *Lycoptis*, n. g., p. 311 (where it is placed in *Colydiidæ*, but at page 494 is transferred to *Trogositidæ*), for *L. villosa*, n. sp., S. Carolina, p. 312; CASEY, Ann. N. York Ac. v.

✓ *Serrotibia*, cf. *Colydiidæ*.

✓ *Temnochilodes*, n. g. for *T. dugesi*, n. sp., Mexico; LÉVEILLÉ, Bull. Soc. Ent. Fr. 1890, p. clxxxiii.

Thymalus fulgidus, larva described; BEUTENMÜLLER, Ent. Am. vi, p. 57.

COLYDIIDÆ.

[Cf. BEDEL (41), CASEY (122), REITTER (652).]

Agelandia merkliana, Constantinople, REITTER, Wien. ent. Z. ix, p. 210, n. sp.

Cerylon californicum, California, CASEY, Ann. N. York Ac. v, p. 316, n. sp.

Lasconotus pertenuis, p. 313, *nucleatus*, p. 314, *apicalis*, California, *concaucus*, New Mexico, p. 315, CASEY, Ann. N. York Ac. v, n. spp.

✓ *Megataphrus*, n. g., forming a new subfamily, *Megataphrini*, p. 309, for *M. tenuicornis*, n. sp., California, p. 310; CASEY, Ann. N. York Ac. v.

Orthocerus (Sarrotrium) funicornis, Oran, BEDEL, p. cxxxv, Bull. Soc. Ent. Fr. 1890, n. sp.

Philothermus, Aubé, = (*Ectomicrus*, Shp.); REITTER, Wien. ent. Z. ix, p. 264.

Serrotibia, Reitt., = (*Paralindria*, Oll.); REITTER, Wien. ent. Z. ix, p. 264.

CUCUJIDÆ.

[Cf. CASEY (122), GROUVELLE (326, 329), GUILLEBEAU (333), REITTER (661), SCUDDER (754).]

Classification of the family discussed, *Colydiinae*, *Monotominae*, *Rhyssodinae*, *Lycitinae* being included; CASEY, p. 496, Ann. N. York Ac. v.

Hopliota atrata, Madagascar, GROUVELLE, Bull. Soc. Ent. Fr. 1890, p. xcii, n. sp.

Læmophlaus juniperi, larva described; GROUVELLE, p. cxxv, Bull. Soc. Ent. Fr. 1890.

Narthecius simulator, p. 322, California, *breviceps*, p. 323, Florida, CASEY, Ann. N. York Ac. v, n. spp.

✓ *Planismus*, n. g., *Silvaninae*, p. 500, for *P. floridanus*, n. sp., Florida, p. 501, CASEY, Ann. N. York Ac. v.

Silvanus, characters of *surinamensis* and allies; GUILLEBEAU, Rev. d'Ent. ix, pp. 220-223.

S. abeillei, Palestine, GUILLEBEAU, t. c. p. 222; *S. fauweli*, Syria, REITTER, Wien. ent. Z. ix, p. 256 : n. spp.

Telephanus armatus, Madagascar, GROUVELLE, Ann. Mus. Genov. (2) ix, p. 127, n. sp.

CRYPTOPHAGIDÆ, LATHRIDIIDÆ, THORICTIDÆ.

[Cf. FLEISCHER (265), HEYDEN (360), REITTER (648, 652), WASMANN (883).]

Cænoscelis fleischeri, Centr. Europe, REITTER, p. 88, Verh. Ver. Brünn. xxvii, n. sp.

Cryptophagus hauseri, Turkestan, REITTER, Deutsche e. Z. 1890, p. 358, n. sp.

Cartodere elegantula, Ordubad, REITTER, Deutsche e. Z. 1890, p. 147, n. sp.

Coluocera attæ, Kr., notes on habits; WASMANN, Deutsche e. Z. 1890, p. 302.

C. ecitonis, Rio de Janeiro, WASMANN, Deutsche e. Z. 1890, p. 302, n. sp.

Merophysia striatella, Crimea, REITTER, Deutsche e. Z. 1890, p. 388, n. sp.

Thorictus seriesetosus, habits; WASMANN, Deutsche e. Z. 1890, p. 301.

DERMESTIDÆ.

[Cf. GESTRO (300), HEYDEN (360).]

Anthrenus pulchellus, Aden, GESTRO, Ann. Mus. Genov. (2) vii, p. 37, n. sp.

Aprogramme (Megatoma) maculosa, ♀ noticed; REITTER, Wien. ent. Z. ix, p. 15.

Byturus, habits; THOMAS, Ent. Nachr. xvi, p. 310.

Dermestes, note on larvæ of; HELLER, Ent. Nachr. xvi, p. 209.

Psacus attagenoides, noticed; POLL, Tijdschr. Ent. xxxiii, p. xxvii.

Telopes duplex, Turkestan, REITTER, Deutsche e. Z. 1890, p. 359, n. sp.

BYRRHIDÆ.

[Cf. BLACKBURN (64), HALBHERR (345), REITTER (648), SCUDDER (754).]

Byrrhus torrensensis, S. Australia, BLACKBURN, p. 138, Tr. R. Soc. S. Austr. xii, n. sp.

Curimus circassicus, Amuco, REITTER, Deutsche e. Z. 1890, p. 168, n. sp.

Syncalyptra alpina, Lagarina Valley, HALBHERR (345), n. sp.

PARNIDÆ.

[Cf. GROUVELLE (330, 331), KUWERT (466).]

Analytical tables of the European *Parnidæ*; KUWERT, Verh. z.-b. Wien, xl, pp. 14, &c.

Elmis: distinctive notes for some European species; FLACH, Wien. ent. Z. ix, p. 214.

E. rufiventris, p. 23, *lepidopterus*, p. 24, E. Europe, KUWERT, Verh. z.-b.

Wien, xl; *H. capensis, incerta, georyssoides*, Cape Good Hope, GROUVELLE, p. cexii, Bull. Soc. Ent. Fr. 1890 : n. spp.

Esolus angustatus and *carpetanus*, note on; FLACH, Wien. ent. Z. ix, p. 214.

E. nicariae, Nicaria, *carpetanus*, Spain, p. 25, *czwalinae*, Croatia, *dossowi*; Pyrenees, *brevis*, Sardinia, *politus*, Spain, p. 26, *kuenowi*, Hungary, *perparvulus*, Spain, p. 27, KUWERT, Verh. z.-b. Wien, xl, n. spp.

Lareynia : note on the presumed species; FLACH, Wien. ent. Z. ix, p. 215.

L. interrupta, S. Europe, *longicollis*, p. 28, *croatica, rioloides*, E. Europe, p. 29, *syriaca*, Syria, p. 30, KUWERT, Verh. z.-b. Wien, xl, n. spp.

Limnius formosus, Pyrenees, p. 19, *egyptiacus*, Egypt, p. 20, KUWERT, Verh. z.-b. Wien, xl, n. spp.

Parnoides, n. g., pp. 17 & 53, for *P. pectinicornis*, n. sp., Portugal, p. 53; KUWERT, Verh. z.-b. Wien, xl.

Parnus intermedius, S. Europe, KUWERT, p. 39, Verh. z.-b. Wien, xl; *P. ovatus, parallelus*, Brazil, GROUVELLE, p. cxlvi, Bull. Soc. Ent. Fr. 1890 : n. spp.

Riolus erichsoni, sodalis, nitens, note on characters of; FLACH, Wien. ent. Z. ix, p. 214.

R. seidlitzii, S. France, *sauteri*, Corsica, *steineri*, Spain, p. 32, *erichsoni, lentzi, mulsanti*, Centr. Europe, p. 33, KUWERT, Verh. z.-b. Wien, xl, n. spp.

Stenelmis appfelbeki, Bosnia, KUWERT, p. 36, Verh. z.-b. Wien, xl, n. sp.

HETEROCERIDÆ.

[Cf. HORN (376), KUWERT (467).]

Heterocerus : monograph of the N. American species; HORN, Tr. Am. Ent. Soc. xvii, p. 1.

Table of the European and Mediterranean species of *Heterocerus*; KUWERT, Verh. z.-b. Wien, xl, pp. 517-548.

Heterocerus dentifasciatus, Spain, &c., *damryi*, Corsica, p. 542, *heydeni*, Turkestan, *appfelbeki*, Dalmatia, p. 543, KUWERT, Verh. z.-b. Wien, xl; *H. gemmatus*, p. 9, *schwarzi*, p. 11, N. America, HORN, Tr. Am. Ent. Soc. xvii : n. spp.

Taenheterocerus, n. subg., p. 528, for many species of *Heterocerus*, including the following new spp. : *nebulosus*, Turkestan, *sulcatus*, p. 544, *mendax, coæpilis*, Spain, *panormitanus*, Sicily, p. 545, *ragusæ*, Sicily, *britannicus*, Britain, p. 546, *similis*, Croatia, *siculus*, Sicily, p. 547, *oblongulus*, Croatia, p. 548, KUWERT, Verh. z.-b. Wien, xl, n. spp.

LUCANIDÆ.

[Cf. DUVIVIER (201), WATERHOUSE (888).]

Ægus rœpstorffi, Andaman Is., *curtisii*, Sumatra, p. 36, *parryi*, Borneo, p. 37, *woodfordi*, Solomon Is., p. 38, WATERHOUSE, Ann. N. H. (6) v, n. spp.

- Dorcus parallelopedus*, larva and pupa ; PLANET, Le. Nat. xii. p. 156.
- Eurytrachelus elaphus*, Herbst, synonymy and habitat ; POLL, Notes Leyd. Mus. xii, p. 28. *Lucanus elaphus*, Herbst, synonymical note ; ALBERS, Deutsche e. Z. 1890, p. 88.
- Lucanus laminifer*, Assam, WATERHOUSE, Ann. N. H. (6) v, p. 33, figured, Aid, pl. clxxxvi, figs. 4 & 5, n. sp.
- Metopodontus occipitalis* and *asteriscus* distinguished ; WATERHOUSE, Ann. N. H. (6) v, p. 35.
- M. rapstorffi*, Andaman Is., WATERHOUSE, l. c., n. sp.
- Nigidius albersi*, Congo, DUVIVIER, Ann. Ent. Belg. xxxiv, p. 6 ; *N. divergens*, Lake Nyassa, p. 38, *welwitschii*, Angola, p. 39, WATERHOUSE, Ann. N. H. (6) v : n. spp.
- Odontolabis lowei*, priodont form, *sommeri*, teledont form, noticed ; POLL, Notes Leyd. Mus. xii, pp. 159 & 160.
- Prosopocelus hanningtoni*, E. Africa, WATERHOUSE, Ann. N. H. (6) v, p. 34, n. sp.

PASSALIDÆ.

- [Cf. KUWERT (465).]
- Passalidæ* : Kaup's classification discussed ; KUWERT, Soc. Ent. v, p. 1.
- Ciceronius paucipunctus*, p. 101, *schræderi*, p. 102, Madagascar, KUWERT, Deutsche e. Z. 1890, n. spp.
- Erionomus studti*, Madagascar, KUWERT, p. 103, Deutsche e. Z. 1890, n. sp.
- Passalus stanleyi*, Congo, KUWERT, Deutsche e. Z. 1890, p. 99, n. sp.
- Paxilloides*, n. g., p. 97, for *P. schmidti*, p. 97, *philippinensis*, p. 98, Philippines, n. spp. ; KUWERT, Deutsche e. Z. 1890.
- Veturius sinuato-collis*, Costa Rica, p. 99, *similior*, S. America, p. 100, *pumilio*, Brazil, p. 102, *gabonis*, Africa, p. 103, KUWERT, Deutsche e. Z. 1890, n. spp.

SCARABÆIDÆ.

[Cf. APFELBECK (10), BATES (31, 32), BERGSOE (48), BLACKBURN (58, 59, 60, 61, 62, 63, 65, 66), BOS (75), BRENSKE (85, 86, 87), FAIRMAIRE (238), FRIVALDSZKY (285), HEYDEN (358, 360), JAKOWLEFF (402, 404), KRAATZ (445), NEVINSON (564), NONFRIED (570, 571, 572), OLLIFF (580), REITTER (644, 647, 648, 650, 651, 653, 654, 655, 657, 663, 664), RILEY (694), RIVERS (703), SCHÖNFELDT (749), SCUDDER (754), SEMENOW (770, 771), SHARP (781), WATERHOUSE (890, 891, 893), and *Cetoniini*, p. 126.]

Coprini and *Glaphyrini*.

- Abrognathus*, n. subg. of *Lethrus*, for *L. tuberculifrons*, Ball. ; JAKOWLEFF, p. 563, Hor. Ent. Ross. xxiv.
- Ammæcius elevatus*, metamorphoses ; XAMBEU, Rev. d'Ent. ix, p. 61.
- Aphengium seminudum*, Bates, referred to *Bdelyrus*, WATERHOUSE, p. 379, Ann. N. H. (6) vi.

Amphicoma: tabulation of the species, with a large number of new named varieties; REITTER (647).

A. diadema, Amasia, p. 58, *pulchra*, *dilutipennis*, p. 62, *hybrida*, p. 64, Syria and Asia Minor, REITTER, Deutsche e. Z. 1890, n. spp.

Aphodius bispinifrons, Armenia, &c.; REITTER, p. 103, Verh. Ver. Brünn. xxvii; *A. harpagonis*, Syria, p. 147, *planicollis*, Caucasus, p. 390, *id.*, Deutsche e. Z. 1890: n. spp.

Bolboceras richardse, S. Australia, BLACKBURN, Tr. R. Soc. S. Austr. xiii, p. 159, n. sp.

Coptodactyla baileyi, Queensland, BLACKBURN, p. 1251, P. Linn. Soc. N.S.W. (2), iv, n. sp.

Geotrupes (Phelotrupes) corrugatus, N. China, FRIVALDSZKY, Term. füzetek, xii, p. 198; *G. (Thorectes) brausiki*, Bosnia, APFELBECK, Soc. Ent. iv, p. 167: n. spp.

Glaphyrus turkestanicus, Turkestan, SEMENOW, p. 196, Hor. Ent. Ross. xxiv, n. sp.

Gymnopleurus calcar, *celebicus*, *dubius*, note on; WATERHOUSE, Ann. N. H. (6) v, p. 410. *G. cærulescens*, n. var. *centralis*; BATES, P. Z. S. 1890, p. 482.

G. plicatulus, Obock, FAIRMAIRE, p. 547, Ann. Soc. Ent. Fr. (6) x; *G. thelwalli*, Lake Nyassa, p. 367, *bocandei*, Senegambia, p. 368, *signaticollis*, Nubia, *reichei*, Abyssinia, p. 369, *jacksoni*, E. Africa, *delagorguei*, Port Natal, p. 370, *inconspicuus*, p. 371, *subtilis*, E. India, *diffinis*, Senegambia, p. 372, WATERHOUSE, Ann. N. H. (6) v; *G. hornei*, India, *singularis*, Corea, p. 410, *assamensis*, India, *brahminus*, China, p. 411, WATERHOUSE, *t. c.*: n. spp.

Heteroplistodus, n. subg. of *Lethrus*, for *L. (H.) furcatus*, n. sp., Turkestan; JAKOWLEFF, Hor. Ent. Ross. xxiv.

Lethrus, cf. also *Abrognathus* and *Heteroplistodus*.

L. cicatricosus, Askhabad, REITTER, p. 104, Verh. Ver. Brünn. xxvii; *L. conformis*, N. China, FRIVALDSZKY, Term. füzetek, xii, p. 199; *L. bispinus*, Turkestan, p. 259, *potamini*, Mongolia? p. 261, JAKOWLEFF, Hor. Ent. Ross. xxiv; *L. elephas*, Turkey, p. 290, *persicus*, Astrabad, p. 291, *schaumii*, Roumelia, *raymondi*, Asia Minor, p. 293, *tenuidens*, Turkestan, p. 294, REITTER, Deutsche e. Z. 1890: n. spp.

Megathopa virens, Har., var.? described; WATERHOUSE, p. 412, Ann. N. H. (6) v.

M. cupreicollis, Peru, p. 412, *æneicollis*, Brazil, p. 413, WATERHOUSE, *t. c.*, n. spp.

Onthophagus tripolitanus, Tripolis, HEYDEN, Deutsche e. Z. 1890, p. 72; *O. lineatus*, *pseudo-caccobius*, Askhabad, REITTER, p. 102, Verh. Ver. Brünn. xxvii: n. spp.

Pedaria nigra, *cylindrica*, notes on; WATERHOUSE, p. 377, Ann. N. H. (6) vi.

P. tuberculigera, Senegambia, p. 374, *taylori*, Mombas, p. 375, *jacksoni*, Arusha, p. 376, *criberrima*, Old Calabar, p. 377, *alternans*, *puncticollis*, S. Africa, p. 378, WATERHOUSE, Ann. N. H. (6) vi, n. spp.

Phanæus ebeninus, French Guiana, NEVINSON, Ent. M. M. (2) i, p. 315, n. sp.

Pleocoma behrensii, habits, RIVERS, ZOE, i, p. 24, and Ent. Am. vi, p. 70.

Rhyssemus geminatus, Turkestan, *meridionalis*, S. Europe, REITTER, Deutsche e. Z. 1890, p. 391, n. spp.

Scarabæus reichei, Cape Good Hope, p. 365, *anderseni*, Lake Nyassa, *wilsoni*, Persia, p. 366, WATERHOUSE, Ann. N. H. (6) v, n. spp.

Sebasteos poggei, Congo, WATERHOUSE, Ann. N. H. (6) v, p. 367, n. sp.

Thorectes fausti, Astrabad, REITTER, Wien. ent. Z. ix, p. 193, n. sp.

Uroxya rodriguezi, Borre, referred to *Chaeridium*; WATERHOUSE, p. 380, Ann. N. H. (6) vi.

Melolonthini and *Euchirini*.

Amphimallus assimilis, varieties noticed; BRENSKE, Ent. Nachr. xvi, p. 13.

Ancistrosoma vittigerum, Er., and *flavovittatum*, Bl., distinctive characters; BRENSKE, Wien. ent. Z. ix, p. 138.

A. bausi, Nicaragua, NONFRIED, Wien. ent. Z. ix, p. 76 (cf. BRENSKE, t. c. p. 137), n. sp.

✓ *Anodontonyx*, n. g., near *Scitala*, for *A. vigilans*, p. 302, *harti*, p. 303, n. spp., Australia; SHARP, Ins. Life, ii.

Anoxia detrita, Fairm., referred to *Cyphonotus*; REITTER, Wien. ent. Z. ix, p. 100. *A. scutellaris*, var. *tunisia*, is not *detrita*, Fairm.; BRENSKE, Wien. ent. Z. ix, p. 137. Table of characters of the species; REITTER, Wien. ent. Z. ix, pp. 105 & 173.

A. meridionalis, S. Europe, p. 105, *maculiventris*, Syria, p. 106, *pasiphae*, Crete, p. 107, *suturalis*, p. 174, *hirta*, p. 175, Greece, *kraatzi*, Asia Minor, p. 175, REITTER, t. c., n. spp.

Apogonia punctata, *indica*, India, *destructor*, Java, p. 336 (metamorphoses of latter, pls. xiii & xiv), BOS, Tijdschr. Ent. xxxiii, n. spp.

Ceraspis rühli, *kleinei*, Ecuador, BRENSKE, Soc. Ent. v, p. 34, n. spp.

Clavipalpus blanchardi, note on antennæ of; HELLER, Ent. Nachr. xvi, p. 204.

Colpochila, revision of; BLACKBURN, P. Linn. Soc. N.S.W. (2) v, pp. 517, &c.

C. fortis, p. 522, *carinata*, *laminata*, p. 523, *dubia*, p. 524, *bella*, p. 525, *punctiventris*, p. 526, *solida*, p. 527, *bicolor*, p. 528, *deceptor*, p. 529, *pulchella*, p. 530, *funerea*, *sinuaticollis*, p. 531, *pygmæa*, p. 533, *fraterna*, p. 536, *gracilis*, p. 537, *setosa*, *gibboscicollis*, p. 538, Australia, BLACKBURN, P. Linn. Soc. N.S.W. (2) v, n. spp.

Cyphonotus = (*Microphylla*, Kr.); REITTER, Wien. ent. Z. ix, p. 265.

Euchirides: notes on the group; POLL, Tijdschr. Ent. xxxiii, pp. cxvii-cxx.

Eucheirus parryi, var. noticed; BATES, Ent. xxiii, p. 244.

✓ *Euranoxia*, n. g., near *Anoxia*, p. 196, for *E. valida*, n. sp., Transcaspiian region, p. 197; SEMENOW, Hor. Ent. Ross. xxiv.

✓ *Grānanoxia*, n. g., for *Granida annamensis*, Fleut. ; BRENSKE, Ent. Nachr. xvi, p. 198.

Granida, Motsch., note on the composition of ; KRAATZ, Deutsche e. Z. 1890, p. 272 : characters of the genus ; BRENSKE, Ent. Nachr. xvi, p. 197.

✓ *Heteronyx jubatus*, p. 669, *hirtuosus*, p. 671, *fallax*, p. 672, *fraternus*, p. 673, *vacuus*, p. 674, *simius*, p. 675, *rusticus*, p. 676, *nigrinus*, p. 677, *oscillator*, p. 678, *rapax*, p. 679, *lubricus*, p. 680, *montanus*, p. 681, *rothei*, p. 683, *puncticollis*, p. 684, *pustulosus*, p. 685, *rhinastus*, p. 688, *scalptus*, p. 689, *laminatus*, p. 690, *doctus*, p. 692, *peregrinus*, p. 693, *vagans*, p. 694, *mimus*, *flavus*, p. 696, *longulus*, p. 698, *angustus*, p. 699, *posticalis*, p. 700, *collaris*, p. 701, *marginatus*, p. 703, *iridiventris*, p. 704, *bovilli*, p. 1220, *advena*, p. 1221, *lilliputanus*, p. 1222, *randalli*, p. 1226, *deceptor*, p. 1227, *viator*, p. 1228, *setifer*, p. 1233, *diversiceps*, p. 1234, *æqualiceps*, p. 1236, *quadraticollis*, p. 1237, *fissiceps*, p. 1238, *excisus*, p. 1239, *pinguis*, p. 1242, Australia, BLACKBURN, P. Linn. Soc. N.S.W. (2) iv ; *H. yilgarnensis*, p. 557, *nitidus*, *sidneyanus*, p. 559, Australia, BLACKBURN, *op. cit.* v : n. spp.

Holochelus subseriatus and *Rhizotrogus costulatus*, Friv., distinctions and similarity noticed ; BRENSKE, Wien. ent. Z. ix, pp. 138 & 118.

Hoplia : tabulation of the Palæarctic species ; REITTER, Deutsche e. Z. 1890, pp. 375–383.

H. vicina, N. China, FRIVALDSZKY, Term. füzetek. xii, p. 199 ; *H. (Decamera) corniculata*, Broussa, p. 376, *H. maculata*, Mongolia, p. 377, *anatolica*, Bos-Dagh, p. 381, *dilutipes*, Banat, p. 383, REITTER, Deutsche e. Z. 1890 : n. spp.

Hymenoplia : table of characters of species ; REITTER, Wien. ent. Z. ix, pp. 260–263.

H. castiliana, Cuenca, *algerica*, p. 261, *heydeni*, p. 262, *vulpecula*, p. 263, Algeria, REITTER, Wien. ent. Z. ix, n. spp.

Lepidiota caudata, p. 85, *grata*, p. 86, Queensland, BLACKBURN, Tr. R. Soc. S. Austr., n. spp.

Macroactylus subspinus, life history ; RILEY, *Ins. Life*, ii, p. 295, woodcuts.

Melolontha cuprescens, Bl., ♂ described ; BATES, Ent. xxiii, p. 244. *M. vulgaris* and *hippocastani*, distribution and years of appearance in Denmark ; BERGSOE, Ent. Med. ii, pp. 121–127.

M. insignis, Kundshut, SEMENOW, p. 197, Hor. Ent. Ross. xxiv, n. sp.

✓ *Microphylla*, n. g., for *Anoxia detrita*, Fairm., and *paupera*, Hampe ; KRAATZ, Deutsche e. Z. 1890, p. 351 (*cf. supra Cyphonotus*).

✓ *Neoheteronyx*, n. g., near *Heteronyx*, for *N. lividus*, n. sp., Australia ; BLACKBURN, p. 1255, P. Linn. Soc. N.S.W. (2) iv.

✓ *Neolepidiota*, n. g., near *Lepidiota*, p. 86, for *N. obscura*, n. sp., Australia, p. 87 ; BLACKBURN, Tr. R. Soc. S. Austr. xiii.

✓ *Othonnius*, n. g. (*Macrophyllinæ*), p. 5, for *O. batesii*, n. sp., N. S. Wales, p. 6 ; OLLIFF, P. Linn. Soc. N.S.W. (2) v.

Pachydema (Tanyproctus) telkensis, p. 105, *walteri*, p. 106, Turkestan, REITTER, Verh. Ver. Brünn. xxvii, n. spp.

Phyllotocus dispar, W. Australia, BLACKBURN, p. 83, Tr. R. Soc. S. Austr. xiii, n. sp.

Polyphylla, table of characters of the Palearctic species; REITTER, Wien. ent. Z. ix, p. 21. *P. olivieri*, *boryi*, *irrorata*, synonymy discussed; BRENSKE, Ent. Nachr. xvi, pp. 123-126, REITTER, t. c. pp. 185-189.

P. lesinæ, I. of Lesina, REITTER, Wien. ent. Z. ix, p. 21; *P. tridentata*, Turkestan, REITTER, Ent. Nachr. xvi, p. 189; *P. potanini*, p. 198, *vacca*, p. 199, China, SEMENOW, Hor. Ent. Ross. xxiv; *P. schoenfeldti*, Liu Kiu Is., BRENSKE, Ent. Nachr. xvi, p. 198 : n. spp.

Pseudohoplia, n. subg. of *Hoplia*; REITTER, Deutsche e. Z. 1890, p. 375.

Rhizocolax hauseri, Turkestan, REITTER, Deutsche e. Z. 1890, p. 359; *R. senescens*, N. China, FRIVALDSZKY, Term. füzetek, xii, p. 200 : n. spp.

Rhizotrogus myschenkowi, Ball., = (*semenowi*, Brenske), *glabricollis*, Reitt., = (*tekkensis*, Brenske); REITTER, Wien. ent. Z. ix, p. 102.

R. jubatus, Ordubad, REITTER, Deutsche e. Z. 1890, p. 170, n. sp.

Schizonycha glabra, Madagascar, BRENSKE, Soc. Ent. v, p. 34, n. sp.

Seriscesthis, Boisd., = (*Scitala*, Er.), revision of; BLACKBURN, P. Linn. Soc. N.S.W. (2) v, pp. 539-552.

S. parallela, p. 545, *micans*, p. 546, *planiceps*, p. 547, *parvipes*, *dispar*, p. 549, *erosa*, *puncticollis*, p. 551, Australia, BLACKBURN, t. c., n. spp.

✓*Sphodroxia*, n. g., for *Anoxia lucasi*, Coq.; KRAATZ, Deutsche e. Z. 1890, p. 352.

Triodonta: amplified table; REITTER, Ent. Nachr. xvi, p. 65.

T. sieversi, Caucasus, p. 168, *tripolitana* (Brenske), Tripolis, p. 169, REITTER, Deutsche e. Z. 1890; *T. alicantina*, Alicante, REITTER, Ent. Nachr. xvi, p. 68; *T. brevis*, Senegal, p. 83, *asiatica*, Tarsus, *reitteri*, Algeria, *tunisia*, N. Africa, p. 84, *tripolitana*, Tripolis, *romana*, Italy, p. 85, BRENSKE, Wien. ent. Z. ix : n. spp.

Rutelini.

Adoretus and *Pseudadoretus*, characters and composition, descriptions of species; SEMENOW, Wien. ent. Z. ix, pp. 1-7.

Adoretus (*Pseudadoretus*) *reitteri*, p. 3, *fallax*, p. 4, Transcaspian region, SEMENOW, Wien. ent. Z. ix, n. spp.

Anisoplia hypocrita, Burm., note on; REITTER, Wien. ent. Z. ix, p. 15.

Anomala albopilosa, n. var. *gracilis*; SCHÖNFELDT, Ent. Nachr. xvi, p. 171.

A. triangularis, Liu Kiu Is., SCHÖNFELDT, Ent. Nachr. xvi, p. 171; *A. (Euchlora) truncata*, China, BATES, Ent. xxiii, p. 244 : n. spp.

Calloodes, the generic characters noticed; BLACKBURN, p. 147, P. Linn. Soc. N.S.W. (2) v.

C. frenchi, Queensland, BLACKBURN, t. c. p. 148, n. sp.

Mimela pomacea, China, BATES, Ent. xxiii, p. 245; *M. rosetti*, p. 76, *pyropus*, p. 77, Cochin China, NONFRIED, Wien. ent. Z. ix : n. spp.

Phyllopertha lederi, Reitt., = (*ammodendri*, Sem.); REITTER, Wien.

ent. Z. ix, p. 15. *P. glabra*, n. var. *multicolor*; REITTER, Wien. ent. Z. ix, p. 264.

P. sarta, p. 199, *ammodendri*, p. 201, Turkestan, SEMENOW, Hor. Ent. Ross. xxiv; *P. quedenfeldti*, Tripolis, REITTER, Deutsche e. Z. 1890, p. 170: n. spp.

Popilia loczyi, *chinensis*, N. China, FRIVALDSZKY, Term. füzetek, xii, p. 201, n. spp.

↓ *Pseudadoretus*, n. g., p. 202, for *P. dilutellus*, p. 203, *validus*, p. 204, n. spp., Transcaspian region, and *Adoretus phthisticus*, Dohrn; SEMENOW, Hor. Ent. Ross. xxiv. (Cf. also *Adoretus*.)

Dynastini.

Aneurystypus richardsæ, S. Australia, BLACKBURN, p. 149, P. Linn. Soc. N.S.W. (2) v, n. sp.

Cavonus armatus, ♀ described; BLACKBURN, p. 1253, P. Linn. Soc. N.S.W. (2) iv.

↓ *Crator*, n. g., near *Pentodon*, p. 206, for *C. infantulus*, n. sp., Transcaspian region, p. 207; SEMENOW, Hor. Ent. Ross. xxiv.

Cryptodus debilis, S. Australia, BLACKBURN, P. Linn. Soc. N.S.W. (2) v, p. 307, n. sp.

Eupatorus atkinsoni, Kashmir, NONFRIED, Deutsche e. Z. 1890, p. 89, n. sp.

↓ *Eutyctus*, n. g., near *Callicnemis*, p. 208, for *E. deserti*, n. sp., Transcaspian region, p. 210, SEMENOW, Hor. Ent. Ross. xxiv.

Golofa dohrni, Honduras, NONFRIED, S. E. Z. li, p. 16, n. sp.

↓ *Haplosoma*, n. g., near *Heteronychus*, for *H. ordinatum*, n. sp., Turkestan, SEMENOW, p. 205, Hor. Ent. Ross. xxiv.

Novapus laticollis, Eucla, BLACKBURN, p. 1251, P. Linn. Soc. N.S.W. (2) iv; *N. rugosicollis*, S. Australia, BLACKBURN, *op. cit.* v, p. 305: n. spp. *Pentodon patruelis*, N. China, FRIVALDSZKY, Term. füzetek, xii, p. 202, n. sp.

↓ *Phyllocephala*, n. g., near *Corynophyllus*, p. 1253, for *P. nigrohirta*, n. sp., Eucla, p. 1254, BLACKBURN, P. Linn. Soc. N.S.W. (2) iv.

Phyllognathus pygmaeus, Ind. or., NONFRIED, S. E. Z. li, p. 15, n. sp.

↓ *Pseudocavonus*, n. g., *Oryctomorphides*, p. 87, for *C. antennalis*, n. sp., N.W. Australia, p. 88, BLACKBURN, Tr. R. Soc. S. Austr. xiii.

Teinogenys inermis, W. Australia, BLACKBURN, p. 561, P. Linn. Soc. N.S.W. (2) v, n. sp.

Cetoniini.

[Cf. AURIVILLIUS (22), BLACKBURN (61), FLACH (261, 262), FRIVALDSZKY (285), GESTRO (302), JANSON (407), KRAATZ (443, 444, 446, 447), NICKERL (569), NONFRIED (570, 571), POLL (615, 617), QUEDENFELDT (625), RICHTER (685), REITTER (644), WESTWOOD (907).

Agestrata lata, Borneo, RICHTER, B. E. Z. xxxv, p. 138, n. sp.

Asthenorhina turneri, Westw., = (*Platynocnemis marginicollis*, Kr.); WESTWOOD, Tr. Ent. Soc. 1890, p. 396.

A. stanleyana, Congo, WESTWOOD, Tr. E. Soc. 1890, p. 393, pl. xi, figs. 1 & 2, n. sp.

✓ *Brachagenius*, n. g., near *Agenius*, p. 399, for *B. pictipennis*, fig. 12, pl. ii, *lineatipennis*, fig. 13, p. 400, n. spp., S. Africa; KRAATZ, Deutsche e. Z. 1890.

Cetonia intricata, Saund., = (*brevitarsis*, Lew.); KRAATZ, Deutsche e. Z. 1890, p. 91. *C. philippensis*, n. var. *luzonica*; KRAATZ, Deutsche e. Z. 1890, p. 218. *C. marmorata*, n. var. *cathaica*; BATES, Ent. xxiii, p. 245.

C. funesta, var. *indigo-anea*, n. sp. (*sic*), Malatia, NONFRIED, S. E. Z. li, p. 18; *C. szechenyii*, N. China, FRIVALDSZKY, Term. füzetek, xii, p. 202 : n. spp.

Chalcothea pomacea, planiuscula, figured; WATERHOUSE, Aid, pl. clxxxv, figs. 4 & 5.

✓ *Chelorrhina polyphemus*, Fab., variation discussed; KRAATZ, Deutsche e. Z. 1890, p. 269, pl. iii, figs. 4a-6.

✓ *Cirrhospila*, n. g. (*Macronotides*), for *C. flavo-maculata*, n. sp., Java, pl. ii, fig. 14; KRAATZ, Deutsche e. Z. 1890, p. 279.

Celorrhina hornimanni, var. = (*glabrata*, Kolbe); KRAATZ, Deutsche e. Z. 1890, p. 218.

Cosmiomorpha decliva, China, JANSON, Notes Leyd. Mus. xii, p. 127, n. sp.

Dichrosoma is a valid genus, *D. pinguis*, var. = (*lansbergei*, Kr.); KRAATZ, Deutsche e. Z. 1890, p. 93.

Eccoctocnemis latipes, Centr. Africa, BATES, P. Z. S. 1890, p. 483; *E. seminigra*, E. Africa, QUEDENFELDT, B. E. Z. xxxv, p. 136, n. spp.

Eucosma duvivieri, Congo, POLL, p. xciv, C.R. Ent. Belg. 1890, n. sp.

Eudicella morgani, Westw., varietal note; KRAATZ, Deutsche e. Z. 1890, p. 215.

Glycyphana melanaria, Kr., and *bowringi*, Wall., noticed; RITSEMA, Notes Leyd. Mus. xii, p. 32.

G. carthausi, Sumatra, FLACH, Deutsche e. Z. 1890, p. 273, pl. ii, figs. 9a-c; *G. burschicosa*, fig. 11, *mollendorffii*, fig. 10, New Britain, *id. t. c.* p. 275, pl. ii; *G. subdepressa*, Queensland, BLACKBURN, p. 151, P. Linn. Soc. N.S.W. (2) v : n. spp.

Glyptothea whiteheadi figured; WATERHOUSE, Aid, pl. clxxxvi, fig. 3.

Gnathocera cruda, Jans., n. var. *minor*; DUVIVIER, p. 13, Ann. Ent. Belg. xxxiv.

Gnorimus variabilis, larva and habits described; BECKERS, Deutsche e. Z. 1890, p. 142 : var. *heydeni* noticed; *id.*, note.

G. costipennis, Assam, JANSON, Notes Leyd. Mus. xii, p. 128, n. sp.

Goliathinus aureosparsus, Cameroons, POLL, Notes Leyd. Mus. xii, p. 131, n. sp.

Goliathus formassini?, ♂, pl. xi, fig. 4, *higginsii*, ♀, fig. 3, figured; WESTWOOD, Tr. E. Soc. 1890.

Ischiopsopha lucivorax, N. Guinea, KRAATZ, Deutsche e. Z. 1890, p. 32, n. sp.

- Leucocelis podicalis*, Congo, POLL, p. xcv, C.R. Ent. Belg. 1890, n. sp.
Lomaptera marginata, Queensland, p. 31, *soror*, N. Guinea, p. 32, KRAATZ, Deutsche e. Z. 1890, n. spp.
Macroma congoensis, Centr. Africa, BATES, P. Z. S. p. 484, n. sp.
Mecinorrhina torquata, Dr., variation discussed; KRAATZ, Deutsche e. Z. 1890, p. 267, pl. iii, figs. 1-3b.
Megalorrhina harrisii, Westw., variation discussed; KRAATZ, Deutsche e. Z. 1890, p. 269, pl. iii, figs. 7-10.
Melinospila, n. g., for *Macronota flavomaculata*, Gory; KRAATZ, Deutsche e. Z. 1890, p. 277.
Mycteristes telifer figured; WATERHOUSE, Aid, pl. 186, figs. 1 & 2.
Pachnoda rubromaculata, n. var. *rubra*, KRAATZ, Deutsche e. Z. 1890, p. 398.
Pachnoda abyssinica, Bl., with var. *schimperii*, Abyssinia; KRAATZ, Deutsche e. Z. 1890, p. 396, n. sp.
Plectrone spathulifera, *auripes*, *viridipes*, figured; WATERHOUSE, Aid, pl. clxxxv, figs. 1-3.
Prigenia viridiaurata figured; WATERHOUSE, Aid, pl. clxxxv, fig. 6.
Rhomborhina microcephala, Westw., var. = (*staudingeri*, Nonf.); KRAATZ, Deutsche e. Z. 1890, p. 271. *R. nigra* = (*nickerlii*, *cupripes*, Nonf.); KRAATZ, Deutsche e. Z. 1890, p. 92. *R. resplendens* and *gigantea*, differential characters; RITSEMA, Notes Leyd. Mus. xii, p. 9.
R. microcephala, v. *staudingeri*, n. sp. (*sic*) Assam, NONFRIED, S. E. Z. li, p. 17; *R. ignita*, *reitteri*, China, NONFRIED, Deutsche e. Z. 1890, p. 90: n. spp.
Sphyrorrhina, n. g., *Goliathides*, for *S. charon*, n. sp., Guinea; NICKERL, S. E. Z. li, p. 14.
Stethodesma servillei, White, = (*cincticollis*, Raff.); KRAATZ, Deutsche e. Z. 1890, p. 93.
Teniodera ditissima, figured; WATERHOUSE, Aid, pl. clxxxv, fig. 8.
Taurhina niveus, n. var. *cyanescens*, KRAATZ, Deutsche e. Z. 1890, p. 218.
T. dannfelti, Congo, AURIVILLIUS, Ent. Tidskr. xi, p. 204, n. sp.
Trichius, characters for distinction of the European species, separating *abdominalis*, Men., from *gallicus*, Heer; REITTER, Wein. ent. Z. ix, p. 144.
Tropinota turanica, *spinifrons*, Turkestan, REITTER, p. 107, Verh. Ver. Brünn. xxvii, n. spp.
Valgus modiglianii, Sumatra, GESTRO, Ann. Mus. Genov. (2) vii, p. 98, n. sp.
Xenoloba speciosa, figured; WATERHOUSE, Aid, pl. clxxxv, fig. 7.

BUPRESTIDÆ.

[*Cf.* BEDEL (41), BLACKBURN (60, 61, 62, 66), DUVIVIER (200), FAIRMAIRE (238), GANGLBAUER (297), KERREMANS (419, 420, 421, 422), QUEDENFELDT (624), REITTER (652, 657, 668, 669), RICHTER (684) SCUDDER (754), SEMENOW (770), WATERHOUSE (889, 894).]

Acmaodera : table of characters of Palæarctic species ; REITTER, Ent. Nachr. xvi, pp. 337-347.

A. irrorata, Külek, p. 338, *rufo-guttata*, N. Persia, *biseriata*, Taurus, p. 340, *lateralis*, Marocco, *cuprinula*, Turcomania, p. 341, *pellitula*, Araxes Valley, *circassica*, Circassia, p. 342, *adamantina*, Turcomania, p. 343, *cyaniventris*, *subcyanea*, p. 344, *fulvinava*, p. 345, Araxes Valley, *reflexangula*, Syria, *refleximargo*, Crimea, p. 346, REITTER, Ent. Nachr. xvi, n. spp.

Actenodes schmidti, E. Africa, QUEDENFELDT, B. E. Z. xxxv, p. 135, n. sp.

Agrilus transversesulcatus, Tiflis, REITTER, Wien. ent. Z. ix, p. 195 ; *A. nubeculosus*, Obock, FAIRMAIRÉ, p. 548, Ann. Soc. Ent. Fr. (6) x ; *A. smaragdifrons*, p. 29, *bidentulus*, *plagiatus*, p. 31, *erosus*, p. 33, Kanssu, *gracilicornis*, Sze-tschuan, p. 35, GANGLBAUER, Hor. Ent. Ross. xxiv : n. spp.

Anthaxia edithæ, Ordubad, REITTER, Wien. ent. Z. ix, p. 194 ; *A. potanina*, Sze-tschuan, GANGLBAUER, p. 23, Hor. Ent. Ross. xxiv : n. spp.

Aphanisticus krugeri, Rits., larva noticed ; RITSEMA, Tijdschr. Ent. xxxiii, p. xxii.

Astræus meyricki, W. Australia, p. 1256, *major*, p. 1257, *tepperi*, p. 1258, S. Australia, BLACKBURN, P. Linn. Soc. N.S.W. (2) iv, n. spp.

Belionota nigrocingulata, Borneo, KERREMANS, p. cxxxv, C.R. Ent. Belg. 1890, n. sp.

Callopietus quedenfeldti, Malay Archipelago, RICHTER, B. E. Z. xxxv, p. 133, n. sp.

Chalcophora superba and other species, habits in Queensland ; BARNARD, Ent. xxiii, pp. 179-181. *C. japonica* n. var. *oshimana* ; SCHÖNFELDT, Ent. Nachr. xvi, p. 172.

C. pedifera, Queensland, BLACKBURN, P. Linn. Soc. N.S.W. (2) v, p. 307, n. sp.

Chrysobothrides, notes on the composition of the genera of ; KERREMANS, C.R. Ent. Belg. 1890, p. cxxxiii, &c.

Chrysochroa buqueti, variety described ; KERREMANS, p. cci, C.R. Ent. Belg. 1890.

C. waterhousei, E. India, KERREMANS, l. c. ; *C. holstii*, Bonin Is., WATERHOUSE, Ann. N. H. (6) v, p. 169 : n. spp.

Chrysodema viridi-impresa, Borneo, RICHTER, B. E. Z. xxxv, p. 134, n. sp.

Cisseis adpersa, E. India, KERREMANS, p. cciv, C.R. Ent. Belg. 1890, n. sp.

Coræbus gentilis, E. India, KERREMANS, p. ccv, C.R. Ent. Belg. 1890 ; *C. aculeatus*, Kanssu, GANGLBAUER, p. 24, Hor. Ent. Ross. xxiv ; *C. (Melibæus) reitteri*, Transcaspian region, SEMENOW, p. 212, Hor. Ent. Ross. xxiv : n. spp.

Cryptodactylus nigricans, E. India, KERREMANS, p. ccvi, C.R. Ent. Belg. 1890, n. sp.

Cylindromorphus spinipennis, Oran, BEDEL, p. cxxxvi, Bull. Soc. Ent. Fr. 1890, n. sp.

Discoderes pulchellus, Cast., referred to *Cryptodactylus*; KERREMANS, p. ccvi, C.R. Ent. Belg. 1890.

D. proximus, E. India, KERREMANS, p. ccvii, C.R. Ent. Belg. 1890, n. sp.

Melobasis, synonymical notes; BLACKBURN, Tr. R. Soc. S. Austr. xiii, p. 146.

M. thomsoni = (*purpureosignata*, Th.), Australia, BLACKBURN, *l. c.*, n. sp.

Neocuris viridiaurea, varietal note, BLACKBURN, p. 152, P. Linn. Soc. N.S.W. (2) v, n. sp.

Psiloptera kassaiensis, Congo, DUVIVIER, p. cxcv, C.R. Ent. Belg. 1890, fully described Ann. Ent. Belg. xxxiv, p. 16, n. sp.

↓ *Pseudactenodes*, n. g. (*Chrysobothrides*), for *P. iris*, n. sp., E. Africa; KERREMANS, p. cxxxvii, C.R. Ent. Belg. 1890.

Pseudactenodes (sub *Actenodes*) *smithi*, Qued., = (*iris*, Ker.); KERREMANS, p. clxviii, C.R. Ent. Belg. 1890.

Sambus kanssuensis, KANSSU, GANGLBAUER, p. 27, Hor. Ent. Ross. xxiv, n. sp.

Sphenoptera: table of the characters of the trispinous Palearctic species; REITTER (668). *S. artemisiae*, n. var. *molitor*; REITTER, Deutsche e. Z. 1890, p. 170.

Sphenoptera prosternalis, Caucasus, *walteri*, Turcomania, p. 279, *sancta*, p. 280, *hispidula*, Ordubad, *astrachanica*, Astrachan, p. 281, *araxidis*, Ordubad, p. 282, REITTER, Ent. Nachr. xvi; *S. cupriventris*, *cyaniciceps*, E. India, KERREMANS, p. cciii, C.R. Ent. Belg. 1890: n. spp.

Sternocera chrysis, n. var. *singularis*, KERREMANS, C.R. Ent. Belg. p. xix.

Stigmodera parryi, Hope, = (*fusca*, Saund.), p. xli, *andersoni*, n. vars. *terminalis*, *inermis*, p. xlv; KERREMANS, C.R. Ent. Belg. 1890.

S. picea, W. Australia, p. xl, *fallaciosa*, Victoria, p. xli, *tasmanica*, Tasmania, *fascigera*, p. xlii, *laportei* (= *castelnaudi*, Thoms., nec Saund.), p. xlii, *trispinosa*, *sigma*, p. xliii, *cordifer*, *obsepta*, *colligens*, p. xliv, *apicalis*, *litigiosa*, p. xlv, *fraterna* (= *distinguenda*, Thoms., nec Saund.), *rubrocincta*, p. xlvi, *alacris*, *atrocærulea*, p. xlvii, *disjecta*, *cælestis*, *nanula*, Australia, KERREMANS, C.R. Ent. Belg. 1890; *S. præcellens*, N. S. Wales, *id. t. c.* p. cxl; *S. kerremansi*, = (*apicalis*, Ker.), p. 147, *stillata*, = (*cælestis*, Ker.), *marmorea*, p. 148, Australia, *karattæ*, Kangaroo I., p. 149, *jubata*, Tasmania, *frenchi*, p. 150, *wimmeræ*, p. 151, *victoriensis*, p. 152, Victoria, *eremita*, W. Australia, p. 153, *pallidipennis*, S. Australia, p. 154, *dawsoniensis*, p. 156, *guttaticollis*, Queensland, *cincta*, = (*rubrocincta*, Ker.), Australia, p. 157, *guttata*, S. Australia, p. 158, BLACKBURN, Tr. R. Soc. S. Austr. xiii: n. spp.

Thrincopyge marginata, Mexico, WATERHOUSE, Ann. N. H. (6) v, p. 218, n. sp.

Toxoscelus purpureomicans, E. India, KERREMANS, p. ccv, C.R. Ent. Belg. 1890, n. sp.

Trachys kænigi, Circassia, *splendidula*, Ordubad, REITTER, Wien. ent. Z. ix, p. 146; *T. apicata*, Congo, DUVIVIER, p. cxcv, C.R. Ent. Belg.

1890, fully described Ann. Ent. Belg. xxxiv, p. 17; *T. (Habroloma) aurea*, Transcaspien region, SEMENOW, p. 212, Hor. Ent. Ross. xxiv; *T. liliputana*, *ceneocupra*, *bicolor*, p. ccviii, *nigricans*, p. ccix, E. India, KERREMANS, C.R. Ent. Belg. 1890: n. spp.

Trypanidius fohri, Mexico, WATERHOUSE, Ann. N. H. (6) v, p. 219, n. sp.

THROSCIDÆ.

[Cf. HORN (317).]

Aulonothroscus, n. g., p. 208, for a part of *Throscus*, and for *A. gradatus*, *fraternus*, n. spp., Guatemala, p. 209; HORN, Biol. Centr. Am. Col. iii (1).

Drapetes niger, Bonv., figured, pl. x, fig. 1, Biol. Centr. Am. Col. iii (1).

D. aterrimus, Nicaragua, p. 200, *cingulatus*, Panama, pl. x, fig. 4, *semicinctus*, Mexico, p. 202, *tæniolatus*, Panama, pl. x, fig. 5, *quadrinotatus*, Brit. Honduras, p. 204, *punctulatus*, Panama, fig. 3, *marginicollis*, Guatemala, p. 205, *hæmorrhoidalis*, Panama, pl. x, fig. 2, *ovalis*, Centr. America, *pusillus*, Guatemala, p. 206, HORN, t. c., n. spp.

Lissomus trapezoideus, Guatemala, pl. x, fig. 7, *pilarius*, fig. 6, p. 196, *inopinatus*, p. 197, Centr. America, HORN, Biol. Centr. Am. Col. iii (1), n. spp.

Throscus auctus, p. 207, *trivialis*, p. 208, Panama, HORN, Biol. Centr. Am. Col. iii (1), n. spp.

EUCNEMIDÆ.

[Cf. HORN (317).]

The genera of Central America tabulated; HORN, Biol. Centr. Am. Col. iii (1), pp. 210-213.

Adelorhagus, n. g., near *Microrhagus*, p. 254, for *A. lateralis*, n. sp., Panama, pl. x, fig. 24, p. 255; HORN, Biol. Centr. Am. Col. iii (1).

Adelothyreus comes, Centr. America, HORN, p. 254, Biol. Centr. Am. Col. iii (1), n. sp.

Cladus maxillaris, maxilla described and figured; HORN, pp. 231 & 232, Biol. Centr. Am. Col. iii (1).

Diapodius bicolor, Nicaragua, HORN, p. 244, Biol. Centr. Am. Col. iii (1), n. sp.

Diphytaxis, n. g., near *Fornax*, p. 239, for *D. excavata*, n. sp., Guatemala, pl. x, fig. 18, p. 240; HORN, Biol. Centr. Am. Col. iii (1).

Dromæolus variegatus, Bonv., figured, pl. x, fig. 10, Biol. Centr. Am. Col. iii (1).

D. mœrens, Panama, *senilis*, Guatemala, p. 219, *properus*, Panama, *ornatulus*, Nicaragua, pl. x, fig. 11, p. 220, *tripartitus*, Guatemala, fig. 12, *pusio*, p. 221, *suturalis*, *vanus*, p. 222, Mexico, *tetricus*, Guatemala, p. 223, HORN, Biol. Centr. Am. Col. iii (1), n. spp.

↓ *Dyscolotaxia*, n. g., near *Fornax*, p. 238, for *D. championi*, n. sp., Panama, pl. x, fig. 17, p. 239; HORN, Biol. Centr. Am. Col. iii (1).

Emathion intrusus, Nicaragua, HORN, p. 241, Biol. Centr. Am. Col. iii (1), n. sp.

Entomophthalmus asper, Panama, HORN, p. 246, Biol. Centr. Am. Col. iii (1), n. sp.

↓ *Eurachis*, n. g., p. 224, for *E. elegans*, n. sp., Nicaragua, pl. x, fig. 14, p. 225; HORN, Biol. Centr. Am. Col. iii (1).

Gastraulacus cavifrons, Nicaragua, HORN, p. 215, pl. x, fig. 9, Biol. Centr. Am. Col. iii (1), n. sp.

Farsus oblitus, Centr. America, HORN, p. 253, Biol. Centr. Am. Col. iii (1), n. sp.

Fornax atripennis, Guatemala, pl. x, fig. 15, p. 227, *castaneipennis*, p. 228, *sceleratus*, Panama, *truncatus*, Nicaragua, fig. 16, p. 229, *adjectus*, *carinifrons*, Centr. America, p. 230, *insitus*, Panama, p. 231, HORN, Biol. Centr. Am. Col. iii (1), n. spp.

↓ *Henecosoma*, n. g. (near *Hypocœlus*), for *H. discicollis*, n. sp., Centr. America, pl. x, fig. 20; HORN, p. 240, Biol. Centr. Am. Col. iii (1).

Idiotarsus estriatus, Nicaragua, HORN, p. 215, Biol. Centr. Am. Col. iii (1), n. sp.

Isorhipis vagans, Guatemala, *holosericea*, Panama, pl. x, fig. 8, HORN, p. 214, Biol. Centr. Am. Col. iii (1), n. spp.

Microrhagus sepositus, *repandus*, p. 248, *intrusus*, *frænatus*, pl. x, fig. 22, *ruficeps*, p. 249, *marcidus*, *protractus*, *maculicollis*, p. 250, *elatus*, *insidiosus*, pl. x, fig. 23, p. 251, *thoracicus*, p. 252, Centr. America, HORN, Biol. Centr. Am. Col. iii (1), n. spp.

↓ *Phenobolus*, n. g. (near *Anabolus*), for *P. bicolor*, n. sp., Centr. America, pl. x, fig. 13; HORN, p. 224, Biol. Centr. Am. Col. iii (1).

Phlegon viduus, Centr. America, HORN, p. 244, pl. x, fig. 21, Biol. Centr. Am. Col. iii (1), n. sp.

Plesiofornax pectoralis, Panama, p. 234, *paganus*, Guatemala, *longicornis*, p. 235, *inutilis*, *glandifer*, *opaculus*, p. 236, *imperitus*, *badius*, Panama, *elongatus*, p. 237, *puellus*, p. 238, Guatemala, HORN, Biol. Centr. Am. Col. iii (1), n. spp.

Pacilochrus fractus, Nicaragua, HORN, p. 216, Biol. Centr. Am. Col. iii (1), n. sp.

Stethon errans, Horn, referred to *Pacilochrus*; HORN, p. 216, Biol. Centr. Am. Col. iii (1).

Thylacosternus donatus, Mexico, HORN, p. 257, pl. x, fig. 25, Biol. Centr. Am. Col. iii (1), n. sp.

Trigonopleurus alienus, Panama, HORN, p. 243, Biol. Centr. Am. Col. iii (1), n. sp.

ELATERIDÆ.

[*Cf.* BLACKBURN (60, 62, 63, 65), BUYSSON (104), CANDÈZE (113, 114, 115, 116), DUMONT (194, 195), REITTER (648, 665, 666, 667), SCUDDER (754), WIELOWIEJSKI (917).]

Aliaphorus punctatus, E. India, DUMONT, p. clxxxv, C.R. Ent. Belg. 1890, n. sp.

Agonischius finitimus, cardoni, E. India, CANDÈZE, p. clvi, C.R. Ent. Belg. 1890, n. spp.

Agriotes desbrochersi, Algeria, BUYSSON, p. clvii, Bull. Soc. Ent. Fr. 1890; *A. koltzei*, East Siberia, REITTER, Deutsche e. Z. 1890, p. 147 : n. spp.

Agrypnus murinus, larvæ in stomach of a child; SANDBERG (719).

A. renardi, E. India, CANDÈZE, p. cxlviii, C.R. Ent. Belg. 1890, n. sp.

Alaus platteeuwi, Borneo, p. lxxvi, *cardoni*, E. India, p. cl, CANDÈZE, C.R. Ent. Belg. 1890; *A. darwini*, Australia, BLACKBURN, p. 1259, P. Linn. Soc. N.S.W. (2), iv : n. spp.

Aphanobius longithorax, Wied., = (*cylindricus*, Cand.); CANDÈZE, p. clv, C.R. Ent. Belg. 1890.

Athous spiniger, Cand., = (*Harminius castaneus*, Fairm.); BUYSSON, Bull. Soc. Ent. Fr. (6) x, p. xxi. *A. circumductus*, Men., = (*delphinus*, Reiche, and ♂ *lavergnei*, Reiche), *vittatus* var. *impallens* = (*murinus*, Reiche), *brevicornis*, Desb., = (*corsicus*, Reiche), *agnatus*, Reiche, = (*fullax*, ♂, Desbr.), *castanescens* var. = (*perugalloi*, Reiche); BUYSSON, pp. clxxi & clxxii, Bull. Soc. Ent. Fr. 1890. *A. transcaucasicus*, Stierl., referred to *Megapenthes*; REITTER, Ent. Nachr. xvi, p. 247.

A. dasycerus, Turkey, BUYSSON, p. clvii, Bull. Soc. Ent. Fr. 1890; *A. gigas*, Montenegro, REITTER, Ent. Nachr. xvi, p. 249; *A. filicollis*, Odessa, REITTER, Deutsche e. Z. 1890, p. 147; *A. menetriesi*, p. 243, *fausti*, *nigritulus*, p. 244, *vulpeculus*, *marginicollis*, p. 245, *daghestanicus*, *utschderensis*, p. 246, *mingrelicus*, p. 247, Caucasus, REITTER, Ent. Nachr. xvi : n. spp.

Cardiophorus hæmatomus, n. var. *tunisius*; HEYDEN, Deutsche e. Z. 1890, p. 73.

C. umbraculatus, rubicundus, p. cliii, *madidus, anceps*, p. cliv, C.R. Ent. Belg. 1890, n. spp.

Chalcolepidius pistorius, Honduras, CANDÈZE, p. clxxxv, C.R. Ent. Belg. 1890, n. sp.

Corymbites monticola, Horn, = (*gracilis*, Cand.), p. 54, *inflatus*, Say, and *crassus*, are sexes of one species, p. 55; HORN, Ent. News, i. *C. nigricornis*, Panz., varietal note; HAMILTON, Canad. Ent. xxii, p. 237.

Diacanthus sphaerotherax, Germany, REITTER, Wien. ent. Z. ix, p. 265, n. sp.

Dicronychus candezei, Soudan, DUMONT, p. cxli, C.R. Ent. Belg. 1890, n. sp.

Elater pomonæ n. var. *gerardi*, CANDÈZE, p. cxx, C.R. Ent. Belg. 1890.

✓ *Elathous*, n. g., near *Athous*, p. 247, for *E. buyssoni*, Ordubad, *candeei*, Crimea, p. 248, n. spp.; REITTER, Ent. Nachr. xvi.

Heteroderes spinosus, E. India, CANDÈZE, p. cli, C.R. Ent. Belg. 1890, n. sp.

✓ *Homœolacon*, n. g., near *Lacon*, p. 90, for *H. gracilis*, n. sp., Australia, p. 91; BLACKBURN, Tr. R. Soc. S. Austr. xiii.

Lacon variatus, melancholicus, p. cxlviii, *lustratus*, p. cxlix, *succinctus*, p. cl, E. India, CANDÈZE, C.R. Ent. Belg. 1890, n. spp.

Macromalocera affinis, p. 562, *sinuaticollis*, p. 563, Australia, BLACKBURN, P. Linn. Soc. N.S.W. (2) v, n. spp.

Megapenthes limbalis is ♂ *granulosus*, ♀ of one species; HORN, p. 55, Ent. News, i.

M. mæstus, E. India, CANDÈZE, p. clii, C.R. Ent. Belg. 1890, n. sp.

Melanotus rufipes, larva; PLANET, Le Nat. xii, p. 74.

Melanoxanthus nigrosignatus, Java, CANDÈZE, p. 246, Notes Leyd. Mus. xii; *M. dorsatus*, *carbunculus*, E. India, CANDÈZE, p. clii, C.R. Ent. Belg. 1890: n. spp.

Monocrepidius angustipes, W. Australia, BLACKBURN, p. 561, P. Linn. Soc. N.S.W. (2) v, n. sp.

Pristilophus, note on, treating it as a valid genus; CANDÈZE, p. clv, C.R. Ent. Belg. 1890.

†*Pseudolacon*, n. g., near *Lacon*, p. 89, for *P. rufus*, n. sp., N.W. Australia, p. 90; BLACKBURN, Tr. R. Soc. S. Austr. xiii.

Sericosomus incongruus, Lec., = (*Sericus behrensi*, Cand.) ; HORN, p. 54, Ent. News, i.

Tetralobus fortnumi and *manglesi*, Hope, characters of; BLACKBURN, p. 139, Tr. R. Soc. S. Austr. xii.

T. thoracicus, W. Australia, BLACKBURN, P. Linn. Soc. N.S.W. (2) v, p. 309, n. sp.

RHIPIDOCERIDÆ, DASCILLIDÆ.

[Cf. BOURGEOIS (77).]

Callirhipis marmorea, ♀ described; BOURGEOIS, p. 161, Ann. Soc. Ent. Fr. (6) x.

Scirtes bicolor, *fossulifer*, p. 162, *albomaculatus*, *cassidioides*, p. 163, Indo-Chinese Penins., BOURGEOIS, Ann. Soc. Ent. Fr. (6) x, n. spp.

MALACODERMATA.

[Cf. ABEILLE (1, 2, 3), BOURGEOIS (76, 77), GORHAM (318), HEYDEN (358, 360), OLLIFF (579), REITTER (644, 648, 657), ROUSSEAU (713), WEISE (904).]

Monograph of the *Malachides* of Europe and the Mediterranean, with an account of structure, distribution, habits, metamorphosis, and new classification; ABEILLE (2).

Tables of the genera and species of *Malacodermidæ* of Belgium; ROUSSEAU, Ann. Ent. Belg. xxxiv, pp. 136-182.

Anthocomus apalochroides, Astrabad, ABEILLE, Ann. Mus. Genov. (2) ix, p. 89; *A. pupillatus*, Syria, *dux*, Afghanistan, ABEILLE, Rev. d'Ent. ix, p. 44: n. spp.

Apalochrus flavicornis, Utskamenogorsk, ABEILLE, Rev. d'Ent. ix, p. 50, n. sp.

†*Atelestodes*, n. subg. of *Atelestus*; ABEILLE, p. 207, Ann. Soc. Ent. Fr. (6) x.

Attalus uniformis, p. 567, *reitteri*, p. 582, Morocco, FAIRMAIRE, Ann. Soc. Ent. Fr. (6) x ; *A. (Mixis) argus*, p. 51, *eros*, *adonis*, *histrion*, p. 52, *narcissus*, *cupido*, *apollo*, p. 53, *A. grandis*, p. 54, Abyssinia, ABEILLE, Rev. d'Ent. ix ; *A. erinaceus*, Astrabad, p. 45, *lutatus*, Egypt, p. 46, ABEILLE, t. c. : n. spp.

✓ *Atyphella*, n. g. (*Lampyrinae*), p. 645, for *A. lychnus*, p. 647, *scintillans*, p. 650, *flammans*, p. 651, n. spp., Australia ; OLLIFF, P. Linn. Soc. N.S.W. (2) iv : cf. also t. c. p. 1298, for description of female.

Axinotarsus violaceus, Morocco, ABEILLE, Rev. d'Ent. ix, p. 44, n. sp.

✓ *Brachemys*, n. n., provisionally suggested to replace *Atelestus*, Er. ; ABEILLE, p. 206, Ann. Soc. Ent. Fr. (6) x.

✓ *Callotrauglops*, n. g., for a part of *Troglops*, auct. ; ABEILLE, p. 220, Ann. Soc. Ent. Fr. (6) x.

Calochromus chalybeus, N. Guinea, p. 288, fig. 1, *ornaticollis*, p. 291, *sumatrensis*, p. 292, Sumatra, BOURGEOIS, Ann. Mus. Genov. (2) vii, n. spp.

Cantharis martini, Cambodia, BOURGEOIS, Ann. Soc. Ent. Fr. (6) x, p. 173, n. sp.

Carphurus homalioides, Cambodia, BOURGEOIS, Ann. Soc. Ent. Fr. (6) x, p. 175, n. sp.

Cephaloncus, West., = (*Embrocerus*, Peyr.) ; ABEILLE, p. 210, Ann. Soc. Ent. Fr. (6) x.

Colotes uhagoni, Badajoz, ABEILLE, Rev. d'Ent. ix, p. 49 ; *C. anceyi*, *simius*, Abyssinia, ABEILLE, t. c. p. 54 : n. spp.

Cyrtosus (Malachius) schneideri, *reitteri*, Caucasus, ABEILLE, Rev. d'Ent. p. 35, n. spp.

Danacaea retowskii, Crimea, REITTER, Wien. ent. Z. ix, p. 195, n. sp.

Dasytes obscurus, metamorphoses ; XAMBEU, Rev. d'Ent. ix, p. 271.

Dasytiscus longipilis, *pilipes*, Transcaspian region, REITTER, p. 111, Verh. Ver. Brünn, xxvii ; *D. hauseri*, p. 360, *analus*, p. 361, Turkestan, *id.*, Deutsche e. Z. 1890 : n. spp.

Diaphanes planus, E. India, GORHAM, Tr. E. Soc. 1890, p. 547, n. sp.

Ebaeus basipes, Turcomania, ABEILLE, p. 383, Ann. Soc. Ent. Fr. (6) x ; *E. tripictus*, Kischlak, p. 47, *luctuosus*, Caucasus, *senaci*, Turkey, p. 48, *id.*, Rev. d'Ent. ix : n. spp.

Haplocnemus ruscicus, Ordubad, REITTER, Deutsche e. Z. 1890, p. 148, n. sp.

✓ *Hydaspes*, n. g., p. 171, near *Selasia*, for *H. fairmairei*, n. sp., Cochin China, p. 172 ; BOURGEOIS, Ann. Soc. Ent. Fr. (6) x.

Hypebaeus gestroi, Persia sep., ABEILLE, Ann. Mus. Genov. (2) ix, p. 90, n. sp.

Laius fasciatus, Cambodia, BOURGEOIS, Ann. Soc. Ent. Fr. (6) x, p. 174 ; *L. ? aurantiacus*, Abyssinia, ABEILLE, Rev. d'Ent. ix, p. 55 : n. spp.

Lampyrus olivieriana, Turkestan, HEYDEN, Deutsche e. Z. 1890, p. 359, n. sp.

Luciola timida, sexes described ; BOURGEOIS, p. 169, Ann. Soc. Ent. Fr. (6) x.

L. brahmina, p. 169, *delauneyi*, p. 170, Cochin China, BOURGEOIS, Ann. Soc. Ent. Fr. (6) x; *L. pudica*, Queensland, OLLIFF, P. Linn. Soc. N.S.W. (2) iv, p. 652 : n. spp.

Lycus (Lycostomus) longicollis, p. 164, *confrater*, *perraudieri*, p. 165, Cochin China, BOURGEOIS, Ann. Soc. Ent. Fr. (6) x, n. spp.

Lyponia waterhousei, E. India, GORHAM, Tr. E. Soc. 1890, p. 543, n. sp.

Malachus abdominalis, Fab., = (*marginicollis*, Luc.); BEDEL, Bull. Soc. Ent. Fr. 1890, p. lxxxii. *M. bipustulatus*, larva figured; ANDRÉ, Le Nat. xii, p. 31. *M. marginellus*, pupa described, p. 199, figured, pl. iv, fig. 1; CHOBOUT, Ann. Soc. Ent. Fr. (6) x. *M. versicolor*, n. var. *viridibasis*; REITTER, Deutsche e. Z. 1890, p. 172.

M. turanicus, p. 109, *rubromarginatus*, p. 110, Turkestan, REITTER, Verh. Ver. Brünn, xxvii; *M. cervicornis*, *truncaticornis*, Syria, p. 36, *basalis*, Caucasus, p. 37, *dama*, Smyrna, p. 38, *turcomenicus*, Turcomania, p. 39, *rubromarginatus*, Turkestan, *oxyis*, Asia Minor, p. 40, *illusus*, Adalia, p. 41, *ibex*, Transcaucasus, *elaphus*, Greece, p. 42, *melanorhynchus*, Caucasus, p. 43, ABEILLE, Rev. d'Ent. ix : n. spp.

Malthodes liegeli, Klagenfurt, WEISE, Deutsche e. Z. 1890, p. 348, n. sp.

Melyris ruficrus, Fairm., = (*amaliæ*, Heyd.); HEYDEN, Wien. ent. Z. ix, p. 7.

✓ *Microfulistus*, n. g., near *Dasytiscus*, p. 111, for *M. fulvus*, n. sp., Turkestan, p. 112; REITTER, Verh. Ver. Brünn, xxvii.

Napachys multicolor, Turcomania, REITTER, p. 109, Verh. Ver. Brünn, xxvii, n. sp.

Pelochrus scutellaris, Algeria, ABEILLE, Rev. d'Ent. ix, p. 46, n. sp.

Plateros fuscicornis, Andaman Is., GORHAM, Tr. E. Soc. 1890, p. 544, n. sp.

Prionocerus cæruleipennis = (*forticornis*, *brevicornis*, Schf.), sexual characters; BOURGEOIS, p. 176, Ann. Soc. Ent. Fr. (6) x.

Pyractomena borealis, light of; COCKERELL, P. S. Lond. E. Soc. 1888-1889, p. 132.

Silis fissangula, Cochin China, BOURGEOIS, Ann. Soc. Ent. Fr. (6) x, p. 173, n. sp.

Troglops canaliculatus, Algeria, ABEILLE, Rev. d'Ent. ix, p. 49, n. sp.

Zygia reitteri, Tripolis, HEYDEN, Deutsche e. Z. 1890, p. 73, n. sp.

CLERIDÆ.

[Cf. BLACKBURN (66), FAIRMAIRE (239).]

Notes on the habits of many N. American species; CHITTENDEN, Ent. Am. vi, pp. 154 & 155.

Natalis hirta, W. Australia, p. 122, *spinicornis*, S. Australia, *lugubris*, p. 123, *constricta*, Centr. Australia, *inconspicua*, p. 124, *fasciata*, p. 125, *longicollis*, p. 126, S. Australia, BLACKBURN, Tr. R. Soc. S. Austr. xiii, n. spp.

Stenocylidrus dispar, Madagascar, FAIRMAIRE, p. ciii, Bull. Soc. Ent. Fr. 1890, n. sp.

Trichodes apiarius, habits ; BOISE, Bull. Soc. Ent. Fr. (6) x, p. xxxv.

BOSTRYCHIDÆ, PTINIDÆ, CIOIDÆ.

[Cf. BEDEL (41), BLACKBURN (60), CASEY (122), REITTER (644, 648, 657).]

Apate lindi, Port Lincoln, BLACKBURN, p. 1263, P. Linn. Soc. N.S.W. (2) iv, n. sp.

Cioidæ, systematic position of discussed ; CASEY, p. 498, Ann. N. York Ac. v.

Lyctus, systematic position discussed ; CASEY, p. 495, Ann. N. York Ac. v : tabulation of the N. American species ; *id. t. c.* p. 324.

Rhizoperta dilatata, Turkestan, REITTER, p. 112, Verh. Ver. Brünn, xxvii, n. sp.

Lasioderma serricorne, habits noticed ; SCHWARZ, P. E. Soc. Wash. i, p. 225.

Ochina (Cittobium) numidica, Algeria, BEDEL, p. cxxxvi, Bull. Soc. Ent. Fr. 1890, n. sp.

Pseudoptinus nikitanus, characters of ; REITTER, Wien. ent. Z. ix, p. 15.

P. austriacus, Vienna, REITTER, Deutsche e. Z. 1890, p. 391, n. sp.

Ptinodes cristatus, California, Ann. N. York Ac. v, p. 323, n. sp.

Xestobium austriacum, Lunz, p. 392, *circassicum*, Utsch-Deré, p. 393, *nitida*, Crete, *antennalis*, *caucasica*, Araxes Valley, p. 394, REITTER, Deutsche e. Z. 1890, n. spp.

Xyletinus flavipes n. var. *fulvicollis*, Ordubad ; REITTER, Wien. ent. Z. ix, p. 196.

Xylopertha mystica, p. 1264, *vidua*, p. 1265, Australia, BLACKBURN, P. Linn. Soc. N.S.W. (2) iv, n. spp.

TENEBRIONIDÆ.

[Cf. BLACKBURN (60, 61, 62, 63, 64, 65), CASEY (122), CHAMPION (123), DOHRN (179), FAIRMAIRE (238), FRIVALDSZKY (285), GESTRO (300), HEYDEN (358, 360, 361), HORN (380), MAYET (519), QUEDENFELDT (626, 628), REITTER (644, 648), REY (680), SEMENOW (770), WICKHAM (916).]

The habits and localities of many N. American species ; WICKHAM (916).

Adelium occidentale, S. Australia, BLACKBURN, p. 574, P. Linn. Soc. N.S.W. (2) v, n. sp.

Adelostoma grandicolle, Camaran Is., FAIRMAIRE, p. 554, Ann. Soc. Ent. Fr. (6) x, n. sp.

Adelphinus, Fairm., position and characters noticed ; REITTER, Deutsche e. Z. 1890, p. 150.

A. ordubadensis, with var. *fulvo-vittatus*, Araxes Valley, REITTER, *l. c.*, n. sp.

Akis schweinfurthi, Egypt, QUEDENFELDT, B. E. Z. xxxv, p. 139 ; *A.*

(*Solskia grombcezewskii*, Kundshut, SEMENOW, p. 221, Hor. Ent. Ross. xxiv : n. spp.

Amarygmus tardus, p. 1271, *uniformis*, p. 1272, Queensland, BLACKBURN, P. Linn. Soc. N.S.W. (2) iv, n. spp.

Anatolica planata, p. 203, *polita*, *gravidula*, p. 204, *loczyi*, *suavis*, p. 205, N. China, FRIVALDSZKY, Term. füzetek, xii, n. spp.

Aphanotus parallelus, Arizona, CASEY, p. 483, Ann. N. York Ac. v, n. sp.

Arceoschizus, characters of the species; HORN, pp. 340-343, Tr. Am. Ent. Soc. xvii.

A. fimbriatus, Arizona, *simplex*, Texas, p. 369, CASEY, Ann. N. York Ac. v; *A. decipiens*, Arizona, HORN, p. 342, Tr. Am. Ent. Soc. xvii : n. spp.

Argoporis alutacea, Arizona, *nitida*, Texas, CASEY, Ann. N. York Ac. v, p. 406, n. spp.

✓ *Argyrophana*, n. g., near *Platyope*, *Pimeliidarum*, p. 222, for *A. deserti*, n. sp., Transcaspian region, p. 224; SEMENOW, Hor. Ent. Ross. xxiv.

Arthrodeis lateripunctatus, Camaran Is., FAIRMAIRE, p. 553, Ann. Soc. Ent. Fr. (6) x, n. sp.

Asida nigroopaca, Tripolis, QUEDENFELDT, Ent. Nachr. xvi, p. 64; *A. angustula*, California, CASEY, Ann. N. York Ac. v, p. 370 : n. spp.

✓ *Asphena*, n. g., *Epitragides*, for *A. komarowi*, n. sp., Transcaspian region; SEMENOW, p. 218, Hor. Ent. Ross. xxiv.

Asphena, Sem., merged in *Sphenaria*; REITTER, Wien. ent. Z. ix, p. 15.

Blapstini, tabulation of the genera of; CASEY, Ann. N. York Ac. v, p. 409.

Blapstinus, monograph of the N. American species; CASEY, Ann. N. York Ac. v, pp. 416-462. *B. sordidus*, Lec., referred to *Trichoton* and redescribed; CASEY, Ann. N. York Ac. v, p. 410.

B. alutaceus = (*opacus*, Lec.), p. 423, *dispar*, p. 424, Florida, *fuscus*, Texas, p. 427, *validus*, California, p. 429, *sonora*, Mexico, p. 431, *castaneus*, Texas, p. 432, *histricus*, California, p. 433, *oregonensis*, p. 435, *niger*, p. 436, *cribricollis*, p. 437, Arizona, *fuliginosus*, p. 438, *rufipes*, p. 439, California, *crassicornis*, Nevada, p. 440, *elongatus*, California, p. 441, *gregalis*, Colorado, p. 442, *lepidus*, Texas, p. 444, *aequalis*, p. 445, *fumebis*, p. 446, *parallelus*, p. 448, *inquisitus*, p. 449, California, *intermixtus*, Arizona, p. 451, *brunneus*, Texas, p. 453, *hesperius*, Oregon, p. 454, *hospes*, Wyoming, p. 455, *arenarius*, p. 457, *debilis*, p. 458, Texas, *humilis*, Florida, p. 459, *hydropicus*, Arizona, p. 461, CASEY, Ann. N. York Ac. v, n. spp.

Bolitophagus and allied N. American genera, characters of; CASEY, p. 486, Ann. N. York Ac. v.

B. serrifrons, Caucasus, REITTER, Deutsche e. Z. 1890, p. 172, n. sp.

Catomus antoniae, Orudbad, REITTER, Deutsche e. Z. 1890, p. 172, n. sp.

Chalcopteris superbus, p. 309, *interioris*, p. 311, S. Australia, BLACKBURN, P. Linn. Soc. N.S.W. (2) v, n. spp.

Chilometopon pallidum, Texas, CASEY, Ann. N. York Ac. v, p. 367, n. sp.

✓ *Colposcythis*, n. g., near *Colposcelis*, p. 113, for *C. walteri*, n. sp., Turkestan, p. 114; REITTER, Verh. Ver. Brünn, xxvii.

√ *Colposphena*, n. subg. of *Sphenaria*; SEMENOW, p. 217, Hor. Ent. Ross. xxiv.

√ *Conibiosoma*, n. g. for *Conibius elongatus*, Horn; CASEY, p. 476, Ann. N. York Ac. v.

Conibius guadalupensis, Guadalupe I., p. 470, *uniformis*, Arizona, p. 471, *alternatus*, p. 473, *crassipes*, p. 475, California, CASEY, Ann. N. York Ac. v, n. spp.

√ *Coniontellus*, n. g. (*Coniontini*), p. 388, for *C. inflatus, subglaber*, n. spp., N. America, p. 389, and *Coniontis obesus*, Lec.; CASEY, Ann. N. York Ac. v.

Coniontis inaequalis, p. 375, *punctipes, elongata*, p. 380, California, *alutacea*, Nevada, p. 383, *montana*, p. 384, *pallidicornis, genitiva*, p. 385, *parallela*, p. 386, *parviceps*, California, *setosus*, Idaho, p. 387, CASEY, Ann. N. York Ac. v, n. spp.

Cratidus fuscipilosus, S. California, CASEY, Ann. N. York Ac. v, p. 407, n. sp.

√ *Cybotus*, n. g., for *Blapstinus estriatus*, Lec.; CASEY, p. 481, Ann. N. York Ac. v.

Delognatha insignis, Madagascar, DOHRN, S. E. Z. li, p. 196, n. sp.

Diaperis boleti, n. varr. described; HEYDEN, Deutsche e. Z. 1890, p. 78.

Dilanus fausti, Askhabad, REITTER, Deutsche e. Z. 1890, p. 150, n. sp.

Eleates explanatus, Oregon, CASEY, p. 486, Ann. N. York Ac. v, n. sp.

Eleodes porcatus, Arizona, p. 396, *cuneaticollis*, p. 397, *estriatus*, p. 398, *tarsalis*, California, *tenuipes*, Texas, p. 399, *subcylindricus*, Arizona, p. 400, *prominens, elegans*, p. 401, California, *brunnipes*, Idaho, p. 402, CASEY, Ann. N. York Ac. v, n. spp.

Embaphion laminatum, Texas, CASEY, Ann. N. York Ac. v, p. 403, n. sp.

Emmenastus marginatus, Lower California, p. 351, *angustus*, Arizona, p. 352, *piceus*, California, p. 353, *discretus*, p. 354, *conicicollis*, p. 355, Arizona, *fallax*, N. Mexico, p. 361, *thoracicus*, California, *nitidus*, Arizona, p. 362, *crassicornis*, California, p. 363, *coarcticollis*, New Mexico, p. 364, CASEY, Ann. N. York Ac. v, n. spp.

Epitragini, notes on classification of; CASEY, Ann. N. York Ac. v, p. 328.

Epitragus fusiformis, Arizona, p. 365, *gracilis*, Mexico, p. 366, CASEY, Ann. N. York Ac. v, n. spp.

Eulabis crassicornis, California, CASEY, Ann. N. York Ac. v, p. 404, n. sp.

Eurycalus quedenfeldti, Tripolis, HEYDEN, Deutsche e. Z. 1890, p. 75, n. sp.

Eurymetopon, characters of the N. American species; CASEY, Ann. N. York Ac. v, p. 331-347.

E. congener, Texas, p. 333, *perforatum*, p. 334, *fusculum*, p. 335, Arizona, *cylindricum*, California, p. 337, *politum*, Texas, p. 338, *longipenne*, New Mexico, p. 339, *histricum*, p. 340, *muricatulum*, p. 341, Arizona, *discors*, p. 342, Texas, *debile*, Arizona, p. 343, *crassulum*, Texas, p. 344, CASEY, Ann. N. York Ac. v, n. spp.

Eutagenia turcomanica, Tschermach, REITTER, p. 116, Verh. Ver. Brünn, xxvii, n. sp.

Faustia siningensis, N. China, FRIVALDSZKY, Term. füzetek, xii, p. 210; *F. seriepunctata*, Turkestan, REITTER, Deutsche e. Z. 1890, p. 362 : n. spp.

Helæus elongatus, Eucla, BLACKBURN, p. 1267, P. Linn. Soc. N.S.W. (2) iv, n. sp.

Helops striatus, metamorphoses; PLANET, Le Nat. xii, p. 17. *H. pyrenæus*, metamorphoses; XAMBEU, Le Nat. xii, p. 279.

H. ovipennis, California, p. 487, *guadalupensis*, Guadalupe I., p. 488, *callosa*, New Mexico, p. 489, CASEY, Ann. N. York Ac. v, n. spp.

Hidrosis elongatula, Tripolis, QUEDENFELDT, Ent. Nachr. xvi, p. 63.

Hypocilibe and *Onosterrhus*, characters noticed; BLACKBURN, p. 564, P. Linn. Soc. N.S.W. (2) v.

H. major, p. 565, *lata*, p. 567, *rotundata*, p. 568, *sculpturata*, p. 569, *lugubris*, p. 570, *inconspicua*, p. 572, Australia, BLACKBURN, t. c., n. spp.

Hypsosoma mongolica, Mén., = (*Anatolica extrema*, Reitt.); REITTER, Wien. ent. Z. ix, p. 119.

Iphthimus levissimus, California, CASEY, Ann. N. York Ac. v, p. 408, n. sp.

Lachnogya squamosa, Mén., to be placed near *Lichenum*; REITTER, Wien. ent. Z. ix, p. 100.

Lana parvidens, p. 373, *korbi*, p. 374, Asia Minor, REITTER, Deutsche e. Z. 1890, n. spp.

Lepispilus rotundicollis, Central Australia, BLACKBURN, p. 140, Tr. R. Soc. S. Austr. xii, n. sp.

Leptodopsis insignis, Haag, = (*turkestanica*, Sem.); REITTER, Wien. ent. Z. ix, p. 15.

L. turkestanica, Mursa-rabat, SEMENOW, p. 219, Hor. Ent. Ross. xxiv, n. sp.

Mecysmus laticollis, p. 463, *tenuis*, p. 465, *parvulus*, *advena*, p. 466, N. America, CASEY, Ann. N. York Ac. v, n. spp.

Micrantereus rugulosus and *gerstaeckeri*, distinctive characters; GESTRO, Ann. Mus. Genov. (2) vii, p. 59.

✓*Microblemma*, n. g. *Tentyriides*, near *Platamodes*, for *M. simplex*, n. sp., Transcaspian region; SEMENOW, Hor. Ent. Ross. xxiv, p. 213.

Notibius substriatus, p. 479, *laticeps*, p. 480, California, CASEY, Ann. N. York Ac. v, n. spp.

Ocnera raddeana, Turkestan, REITTER, p. 116, Verh. Ver. Brünn, xxvii, n. sp.

Oochrotus unicolor, note on; WASMANN, Deutsche e. Z. 1890, p. 296.

Opatrum thalense, Tunis, MAYET, Bull. Soc. Ent. Fr. 1890, p. civ, n. sp.

Phaleria: characters and synonymy of the European species; REY, p. 327, Rev. d'Ent. ix.

P. insulana, Corsica, REY, p. 329, t. c.; *P. gracilipes*, Texas, CASEY, p. 484, Ann. N. York Ac. v : n. spp.

Platydemia excavata and *parvula*, characters of ; CASEY, p. 485, Ann. N. York Ac. v.

Platyope gobiensis, N. China, FRIVALDSZKY, Term. füzetek, xii, p. 207, n. sp.

Prosodes angulata, Turkestan, REITTER, Deutsche e. Z. 1890, p. 361 ; *P. kreitneri*, N. China, FRIVALDSZKY, Term. füzetek, xii, p. 206 : n. spp.

↓ *Pseudocædius*, n. g. near *Cædius*, for *P. squamosus*, n. sp., N. W. Australia ; BLACKBURN, p. 91, Tr. R. Soc. S. Austr. xiii.

Pterocoma ganglbaueri, Turkestan, REITTER, Deutsche e. Z. 1890, p. 362 ; *P. vittata*, *reitteri*, p. 208, *loczyi*, *obesa*, p. 209, N. China, FRIVALDSZKY, Term. füzetek, xii, n. spp.

Pterohelæus raucus, Australia, BLACKBURN, p. 1266, P. Linn. Soc. N.S.W. (2) iv ; *P. geminatus*, S. Australia, *id. op. cit.* (2) v, p. 153 : n. spp.

Saragus rugosus, Boisd., noticed ; BLACKBURN, p. 1269, P. Linn. Soc. N.S.W. (2) iv.

Scleropatrum turanicum, Turcomania, *tuberculatum*, Thibet, *tuberculiferum*, *striatogranulatum*, N. China, REITTER, Deutsche e. Z. 1890, p. 149, n. spp.

Sphenaria komarowi, *rubripes*, Turkestan, REITTER, p. 115, Verh. Ver. Brünn, xxvii ; *S. tomentosa*, *obtusa*, p. 214, *vestita*, p. 215, *S. (Colposphena) breviceps*, p. 216, Transcaspien region, SEMENOW, Hor. Ent. Ross. xxiv : n. spp.

↓ *Sterces*, n. g., *Cnodalonides*, p. 640, for *S. resplendens*, Centr. Africa, pl. lvi, figs. 3a-c, p. 641, and *violaceipennis*, p. 640, Lagos, n. spp., CHAMPION, P. Z. S. 1890.

↓ *Sternoplax*, n. subg. of *Trigonoscelis*, for *T. (S.) szechenyi*, N. China, n. sp. ; FRIVALDSZKY, Term. füzetek, xii, p. 207.

Strongylium atrovioleaceum, p. 641, pl. lvi, fig. 5, *auronitens*, p. 642, fig. 6, Centr. Africa, CHAMPION, P. Z. S. 1890, n. spp.

Styrus clathratus, Victoria, BLACKBURN, p. 573, P. Linn. Soc. N.S.W. (2) v, n. sp.

Taraxides, Wat., = (*Dischidus*, Kolbe) ; CHAMPION, Ent. M. M. (2) i, p. 326.

T. gibbipennis, p. 637, pl. lvi, fig. 1, *pictus*, p. 638, fig. 2, Centr. Africa, CHAMPION, P. Z. S. 1890, n. spp.

↓ *Telabis*, n. subg. of *Eurymetopon* ; CASEY, Ann. N. York Ac. v, p. 330.

Tenebrionine (subfam.), the classification of the groups ; CASEY, Ann. N. York Ac. v, pp. 390-394.

↓ *Trichosuragus*, n. g., ? near *Saragus*, p. 1270, for *T. pilosellus*, Yorke Peninsula, n. sp., p. 1271 ; BLACKBURN, P. Linn. Soc. N.S.W. (2) iv.

Trigonoscelis kraatzi, N. China, FRIVALDSZKY, Term. füzetek, xii, p. 206, n. sp.

Triorophus lecontei, Texas, CASEY, Ann. N. York Ac. v, pp. 327 & 502, n. sp.

Ulus fimbriatus, p. 413, *maritimus*, *elongatulus*, p. 414, Texas, CASEY, Ann. N. York Ac. v, p. 414, n. spp.

Xanthothenia aruwimensis, Centr. Africa, CHAMPION, p. 643, pl. lvi, fig. 7, P. Z. S. 1890, n. sp.

Zopherus mexicanus eating through metal ; ROTH, Soc. Ent. v, p. 93.

Z. induratus, California, CASEY, Ann. N. York Ac. v, p. 367, n. sp.

CISTELIDÆ.

[*Cf.* REITTER (646, 662).]

Cteniopus persimilis, Ordubad, REITTER, Wien. ent. Z. ix, p. 258, n. sp.

✓ *Heliostrœma*, n. subg. of *Omophlus* ; REITTER, Deutsche e. Z. 1890, p. 36.

Omophlus, *Podonta*, and *Cteniopus* characterized ; REITTER, Wien. ent. Z. ix, p. 119.

Omophlus, tabulation of the species ; REITTER, Deutsche e. Z. 1890, pp. 33-52.

✓ *Omophlina*, n. subg. of *Omophlus* ; REITTER, Deutsche e. Z. 1890, p. 35.

Omophlus (Omophlina) pubifer, Turkestan, *podontoïdes*, Persia, *heydeni*, Namangan, p. 35, *O. (Heliostrœma) griseolineatus*, Marocco, *O. (Heliotaurus) rufithorax*, Andalusia, p. 36, *oberthuri*, Algeria, *goedeli*, Syria, p. 38, *confusus*, Algeria, *O. (Megischia) curvimanus*, Cyprus, p. 40, *O. adaliæ*, Asia Minor, p. 41, *agrapha*, Greece, p. 42, *pruinosis*, Caucasus, p. 45, *tibialis*, Syria, *obscurus*, Araxes Valley, p. 46, *latipleuris*, Erzeroum, p. 47, *basicornis*, Syria, p. 48, *nasreddini*, *ganglbaueri*, Persia, p. 51, *O. (Heliotaurus) corallinus*, Tripolis, p. 51, *gasthrœmoides*, *quedenfeldti*, *parvicollis*, Marocco, p. 52, REITTER, Deutsche e. Z. 1890, n. spp.

✓ *Proctenius*, n. subg. of *Cteniopus*, for *C. granatensis*, Ros. ; REITTER, Wien. ent. Z. ix, p. 256.

↓ *Steneryx*, n. g., for *Cistela dejeani*, Fald. ; REITTER, Wien. ent. Z. ix, p. 256.

MELANDRYIDÆ, LAGRIIDÆ.

[*Cf.* FAIRMAIRE (239), REITTER (648).]

Eucinetomorphus, Per., = (*Lederia*, Reitt.) ; REITTER, Wien. ent. Z. ix, p. 102. *Eucinetomorphus* and *Lederia* distinguished ; REITTER, Wien. ent. Z. ix, p. 211.

Lagria melichari, Tyrol, REITTER, Deutsche e. Z. 1890, p. 173, n. sp.

Lagrioida, F. & G., referred to *Melandryidæ* ; CHAMPION, Ent. M. M. (2) i, p. 121.

Lophophyllus rugicollis, Madagascar, FAIRMAIRE, p. cciii, Bull. Soc. Ent. Fr. 1890, n. sp.

PEDILIDÆ, ANTHICIDÆ, XYLOPHILIDÆ.

[*Cf.* BLACKBURN (62), CHAMPION (124, 125, 126, 317), REITTER (644, 648).]

Anaplopus, n. g., *Pedilidæ*, p. 311, for *A. tuberculatus*, n. sp., N. S. Wales, p. 313; BLACKBURN, P. Linn. Soc. N.S.W. (2) v.

Anthicus dromedarius, pl. x, fig. 4, *quinquemaculatus*, fig. 6, *concinuus*, fig. 7, *invalidus*, fig. 14 (redescribed, p. 235), *spiniacollis*, fig. 17, *striatopunctatus*, fig. 18, *quadriplagiatus*, fig. 19, *vicinus* = (*latus*, Laf.), fig. 23, *quadrilunatus*, fig. 25, figured; CHAMPION, Biol. Centr. Am. Col. iv (2).

A. turanicus, p. 118, *biplicatulus*, p. 119, Askhabad; REITTER, Verh. Ver. Brünn, xxvii; *A. paralleliceps*, Ordubad, *subareus*, Algeria, p. 151, *meloiformis*, Marocco, p. 152, REITTER, Deutsche e. Z. 1890; *A. bituberculatus*, p. 224, pl. x, fig. 2, *clavicornis*, fig. 3, p. 225, *punctatissimus*, *septemnotatus*, fig. 5, p. 227, *pulchellus*, fig. 8, p. 229, *foveiventris*, fig. 9, *crassicornis*, p. 230, *dilatipes*, fig. 10, *occidentalis*, p. 231, *aterrimus*, p. 232, *punctipennis*, fig. 11, *asphaltinus*, fig. 12, p. 233, *bactrianus*, fig. 13, *tumidicollis*, p. 234, *concolor*, fig. 15, *festivus*, p. 236, *isthmicus*, fig. 16, p. 237, *varicornis*, p. 239, *exiguus*, fig. 20, *dilatocollis*, *basimacula*, fig. 21, *paucillus*, fig. 22, p. 241, *macrocephalus*, fig. 24, *lutescens*, p. 244, *lecontei*, fig. 26, *currax*, p. 246, *tetrops*, fig. 27, *minusculus*, p. 247, *teapensis*, fig. 28, *fæderatus*, p. 249, Centr. America, CHAMPION, Biol. Centr. Am. Col. iv (2) : n. spp.

Bactrocerus fasciculatus, Guatemala, CHAMPION, p. 194, pl. ix, figs. 5 & 6, Biol. Centr. Am. Col. iv (2), n. sp.

Eurygenius mexicanus, pl. ix, fig. 1, p. 191, *lanuginosus*, fig. 3, *crinitus*, p. 192, *horridus*, *uniformis*, fig. 4, p. 193, Centr. America, CHAMPION, Biol. Centr. Am. Col. iv (2), n. spp.

Formicomus gracilipes, Centr. America, CHAMPION, p. 220, pl. x, fig. 1, Biol. Centr. Am. Col. iv (2), n. sp.

Holcopyge, n. g., *Anthicidæ*, p. 292, for *H. pallidicornis*, Colombia, p. 292, *meridionalis*, Caracas, p. 293, n. spp., CHAMPION, Ent. M. M. (2) i.

Macratrìa gigas, Mars., referred to *Stereopalpus*, CHAMPION, Biol. Centr. Am. Col. iv (2), p. 195, and Ent. M. M. (2) i, p. 189.

M. princeps, pl. ix, fig. 7, p. 196, *canescens*, p. 197, *incana*, fig. 8, p. 198, *tropicalis*, p. 199, *parallela*, fig. 10, *nitidiceps*, *ruffrons*, p. 200, *guatemalena*, *crassicornis*, p. 201, *obsoleta*, fig. 11, p. 202, *nigricornis*, fig. 12, p. 203, Centr. America, CHAMPION, Biol. Centr. Am. Col. iv (2), n. spp.

Mecynotarsus sexnotatus, Guatemala, CHAMPION, Biol. Centr. Am. Col. iv (2), p. 215, pl. ix, fig. 25, n. sp.

Notoxus bipunctatus, Chev., = (*krugi*, Qued.); CHAMPION, Ent. M. M. (2) i, p. 189, and Biol. Centr. Am. Col. iv (2), p. 204.

N. ruficollis, pl. ix, fig. 13, *atripennis*, p. 205, *impressus*, fig. 14, *eximius*, fig. 15, p. 206, *opacus*, fig. 16, *ventralis*, fig. 17, p. 207, *fraternus*, p. 208, *truncatipennis*, p. 209, *crucifer*, fig. 18, *acuminatus*, fig. 19, p. 210, *hirsutus*, fig. 20, *mexicanus*, fig. 22, *cristatus*, fig. 23, p. 213, *pueblensis*, fig. 24, p. 214, Centr. America, CHAMPION, t. c., n. spp.

Pedilidæ treated as a subfamily of *Anthicidæ*; CHAMPION, Biol. Centr. Am. Col. iv (2), p. 190.

Scriptia brunnea and *dimidiata*, Mars., referred to *Microtonus*, Lec.; CHAMPION, Ent. M. M. (2) i, p. 294.

Tomoderus clavipes, Japan, CHAMPION, Ent. M. M. (2) i, p. 325; *T. excavatus*, pl. ix, fig. 26, *canaliculatus*, p. 216, *complanatus*, *monilicornis*, p. 217, *brevicornis*, fig. 27, p. 218, *exiguus*, *brevis*, p. 219, Centr. America, CHAMPION, Biol. Centr. Am. Col. iv (2) : n. spp.

Xylophilidæ: this family adopted, and its characters noticed; CHAMPION, Biol. Centr. Am. Col. iv (2), p. 166, and Ent. M. M. (2) i, p. 265.

Xylophilus, the subgenera of, noticed; CHAMPION, Biol. Centr. Am. Col. iv (2), p. 167 : notes on and subgenera; *id.* Ent. M. M. (2) i, p. 265.

X. distortus, p. 267, *japonicus*, p. 268, Japan, CHAMPION, Ent. M. M. (2) i; *X. flabellatus*, p. 168, pl. viii, fig. 1, *ramosus*, p. 169, *sticticus*, fig. 2, *amula*, fig. 3, p. 170, *trifasciatus*, fig. 4, p. 171, *breviramus*, figs. 5 & 6, p. 172, *lacertosus*, fig. 7, *forticornis*, fig. 8, p. 173, *humeralis*, fig. 9, p. 174, *curvipes*, fig. 10, *flavitaris*, fig. 11, p. 175, *v-notatus*, fig. 12, p. 176, *laticeps*, *atricolor*, p. 177, *funereus*, *flavicornis*, p. 178, *quadrisignatus*, fig. 13, *cinctipennis*, p. 179, *chiriquensis*, fig. 14, *æquinocialis*, fig. 15, p. 180, *seamaculatus*, fig. 16, p. 181, *fragilis*, fig. 17, *bicolor*, fig. 18, p. 182, *unifasciatus*, fig. 19, *inflatus*, fig. 20, p. 183, *laticollis*, *corticarioides*, p. 184, *sericeus*, fig. 21, *femoralis*, fig. 22, p. 185, *argentatus*, fig. 23, p. 186, *singularis*, fig. 24, *suturalis*, fig. 25, p. 187, *anthicoides*, fig. 26, p. 188, *stigmatosus*, fig. 27, p. 189, *tantillus*, fig. 28, p. 190, Centr. America, CHAMPION, Biol. Centr. Am. Col. iv (2) : n. spp.

MORDELLIDÆ, RHIPIDOPHORIDÆ.

[*Cf.* CHAMPION (317), RITSEMA (698), SCUDDER (754).]

Diclidia undata, Guatemala, CHAMPION, p. 250, pl. xi, fig. 1, Biol. Centr. Am. Col. iv (2), n. sp.

Myodites buttikoferi, Liberia, RITSEMA, p. 12, Notes Leyd. Mus. x, n. sp.

Pentaria canescens, p. 252, *flavipes*, *brunneipennis*, *brevicornis*, p. 253, *bicincta*, *trisignata*, pl. xi, fig. 2, p. 254, *quadriguttata*, figs. 3 & 4, *unifasciata*, fig. 5, p. 255, *decolor*, *angustata*, p. 256, Centr. America, CHAMPION, Biol. Centr. Am. Col. iv (2), n. spp.

CANTHARIDÆ.

[*Cf.* AURIVILLIUS (22), BEAUREGARD (37), BLACKBURN (64), CHAMPION (123), CUÉNOT (158), DOKHTOUROFF (181), DUGÈS (192, 193), DUVIVIER (200), ESCHERICH (231, 232, 233), KÜNCKEL (462), REITTER (644, 656, 657).]

Anatomy, biology, classification, with characters of the genera and catalogue of the species; BEAUREGARD (37).

Cantharis (Lytta) roborowskyi figured; DOKHTOUROFF, pl. i, fig. 10, Hor. Ent. Ross. xxiv.

C. atrovirens, p. 104, *angulicollis*, p. 105, *alemani*, *bipartita*, p. 106, Mexico, DUGÈS, An. Mus. Michoacan, ii, n. spp.

Cerocoma scovitzii, n. varr. *rufiventris*, *lateralis*; REITTER, Deutsche e. Z. 1890, pp. 173 & 174.

Cissites africana, Congo, AURIVILLIUS, Ent. Tidskr. xi, p. 203, n. sp.

Eletica bicolor, Centr. Africa, CHAMPION, p. 645, pl. lvi, fig. 8, P. Z. S. 1890, n. sp.

Epicauta lecontei, n. n. for *E. dichroa*, Lec.; HEYDEN, Wien. ent. Z. ix, p. 99.

E. cupraola, p. 62, *intermedia* (= *nigritarsis*, Chev.), p. 68, *subatra*, p. 72, *jimenezi*, p. 73, *leoni*, p. 74, *media*, p. 82, *subrubra*, *mixta*, p. 83, *canoï*, p. 86, *potosina*, p. 89, *apicalis*, p. 90, Mexico, DUGÈS, An. Mus. Michoacan, ii, n. spp.

Gnathium atrum, p. 113, *flavum*, p. 107, Mexico, DUGÈS, An. Mus. Michoacan, ii, n. spp.

Hapalus komarowi, p. 184, pl. ii, fig. 69, *intermedius*, p. 185, fig. 68, Turcomania, DOKHTOUROFF, Hor. Ent. Ross. xxiv, n. spp.

Henous mexicanus, Tulancingo, DUGÈS, An. Mus. Michoacan, ii, p. 37, n. sp.

Leonia rileyi, described in Spanish and figured; DUGÈS, An. Mus. Michoacan, ii, pp. 1-5.

Lyclus pygmaeus, Turcomania, DOKHTOUROFF, p. 180, Hor. Ent. Ross. xxiv, n. sp.

Macrobasis cincto-thorax, p. 56, *flavens*, *humeralis*, p. 58, *beckeri*, p. 113, Mexico, DUGÈS, An. Mus. Michoacan, ii, n. spp.

Megatrachelus and *Stenodera*, characters of; ESCHERICH, Soc. Ent. v, p. 105.

Mylabris, metamorphosis; KÜNCKEL, C.R. Soc. Biol. (9) ii, pp. 583 & 584. *M. schreibersi*, metamorphoses; KÜNCKEL, p. clxxiv, Bull. Soc. Ent. Fr. 1890.

Meloë: systematic revision of the pubescent species of the old world; ESCHERICH, Wien. ent. Z. ix, p. 87, &c.: embryology of; NUSBAUM (573): blood, function and origin of the liquid ejected; CUÉNOT (158). *M. autumnalis* and *cyaneus*, metamorphoses; BEAUREGARD, Ins. Ves. pp. 449-454. *M. brevicollis* varr. = (*splendens*, Esch., *puncticollis*, Motsch., and ? *corvinus*, Mars.); *M. luctuosus*, Br., noticed; ESCHERICH, Deutsche e. Z. 1890, p. 284. *M. brevicollis*, Pz., = (*splendens*, Esch.), *reitteri*, characters of; *id.*, Wien. ent. Z. ix, p. 23.

M. algitricus, Lambessa, ESCHERICH, Deutsche e. Z. 1890, p. 283; *M. trapezicollis*, Transcaspian region, DOKHTOUROFF, p. 129, Hor. Ent. Ross. xxiv; *M. turkestanicus*, Alexander Mts., ESCHERICH, Wien. ent. Z. ix, p. 95; *M. griseopuberulus*, Turkestan, REITTER, t. c. p. 152; n. spp.

Nemognata rufa, p. 111, *tarasca*, p. 112, Mexico, DUGÈS, An. Mus. Michoacan, ii, n. spp.

Rhampholyssa komarowi, Transcaspian region, REITTER, p. 119, Verh. Ver. Brünn, xxvii, n. sp.

⁴*Sitaromorpha*, n. g., near *Sitaris*, for *S. wilkinsi*, n. sp., Turkestan, DOKHTOUROFF, p. 190, Hor. Ent. Ross. xxiv.

Zonabris przewalskyi figured; DOKHTOUROFF, pl. i, figs. 11 & 12, Hor. Ent. Ross. xxiv.

Z. beckeri, Sarepta; ESCHERICH, Wien. ent. Z. ix, p. 24; *Z. margaritæ*, p. 120, *cyaneovaria*, *komarowi*, p. 121, Turkestan, REITTER, Verh.

Ver. Brünn, xxvii ; *Z. posticalis*, p. 136, *steppensis*, p. 137, *konigi*, p. 143, *heydeniana*, p. 145, *14-maculata*, p. 150, *reitteri*, p. 157, *tenuepunctata*, p. 165, *kouschakiewitschi*, p. 167, *turkestanica*, p. 168, W. Asia, DOKHITOUROFF, Hor. Ent. Ross. xxiv ; *Z. (Mylabris) stanleyana*, *Z. (Ceroctis) congoana*, Congo, DUVIVIER, p. cxv, C.R. Ent. Belg. 1890, and Ann. Ent. Belg. xxxiv, pp. 21 & 22 : n. spp.

Zonitis 4-punctata, n. var. *korbi* ; ESCHERICH, p. 24, Wien. ent. Z. ix.

Z. andersoni, p. 142, *brevicornis*, p. 143, *rustica*, p. 145, *murrayi*, p. 146, *gloriosa*, p. 147, S. Australia, BLACKBURN, Tr. R. Soc. S. Austr. xii ; *Z. flohri*, p. 110, *fulva*, *nigro-maculata*, p. 111, Mexico, DUGÈS, An. Mus. Michoacan, ii : n. spp.

EDEMERIDÆ.

[Cf. CHAMPION (317), GANGLBAUER (297), HEYDEN (360), REITTER (648).]

Anoncodes femorata, Kanssu, GANGLBAUER, p. 38, Hor. Ent. Ross. xxiv, n. sp.

Asclera maculicollis, Kanssu, p. 42, *obsoleta*, Shansi, p. 43, GANGLBAUER, Hor. Ent. Ross. xxiv, n. spp.

Copidita panamensis, pl. vii, fig. 2, *scabrosa*, p. 145, *trifoveata*, fig. 3, *maculicollis*, fig. 4, p. 146, *palpalis*, p. 147, *apicalis*, fig. 5, *parvula*, fig. 6, p. 148, *nigripennis*, fig. 7, p. 149, Centr. America, CHAMPION, Biol. Centr. Am. Col. iv (2), n. spp.

↓ *Diplectroides*, n. g., p. 126, for *D. longicornis*, p. 126, pl. vi, fig. 5, *flavicollis*, p. 127, fig. 6, n. spp., Centr. America, CHAMPION, Biol. Centr. Am. Col. iv (2).

Diplectrus nigripes, p. 122, pl. vi, fig. 1, *armatus*, Nicaragua, *annulicornis*, p. 123, pl. vi, fig. 2, Centr. America, *giganteus*, Costa Rica, p. 124, fig. 3, *concolor*, Panama, *nitidicollis*, fig. 4, Costa Rica, p. 125, CHAMPION, Biol. Centr. Am. Col. v (2), n. spp.

Ditylus basalis, Guatemala, CHAMPION, Biol. Centr. Am. Col. iv (2) p. 121, pl. v, fig. 25, n. sp.

Edemera jucunda, Turkestan, HEYDEN, Deutsche e. Z. 1890, p. 363, n. sp.

Oxacis : notes on the genus and its allies, referring to it species placed hitherto in other genera, and merging in it *Hypasclera*, Kirsch ; *H. schistacea*, K., figured, pl. vii, fig. 21, described, p. 162 ; CHAMPION, Biol. Centr. Am. Col. iv (2) pp. 149 & 150.

O. femoralis, pl. vii, fig. 8, *podagrica*, p. 151, *hblosericæ*, fig. 9, p. 152, *mandibularis*, fig. 10, p. 153, *litoralis*, fig. 11, *limbata*, p. 154, *teapensis*, fig. 12, p. 155, *pictipennis*, fig. 13, *bilineata*, fig. 14, *pilosa*, fig. 15, p. 156, *tropicalis*, *nitidicollis*, fig. 16, p. 157, *angustata*, *lineatula*, fig. 17, p. 158, *plumbea*, p. 160, *rugicollis*, *coahuilæ*, *trimaculata*, fig. 20, p. 161, *minuta*, *dugesii*, fig. 22, p. 163, *variegata*, fig. 23, p. 164, Centr. America, CHAMPION, Biol. Centr. Am. Col. iv (2), n. spp.

↙ *Piras*, n. g. (near *Probosca*), p. 164, for *P. nasalis*, pl. vii, fig. 24,

bicolor, fig. 25, p. 165, n. spp., Centr. America, CHAMPION, Biol. Centr. Am. Col. iv (2).

Probosca acuminata, Amasia, REITTER, Deutsche e. Z. 1890, p. 152, n. sp.

√ *Sisenes*, n. g., p. 130, for the following n. spp. from Centr. America, viz.: *cyanipennis*, p. 131, pl. vi, fig. 9, *boops*, fig. 10, *varians*, fig. 11, p. 132, *suffusus*, fig. 12, p. 133, *parasiloides*, fig. 13, *vittatipennis*, fig. 14, p. 134, *rubricollis*, fig. 15, p. 135, *sinanjæ*, fig. 16, *telephoroides*, p. 136, *viridipennis*, *testaceipes*, fig. 17, p. 137, *puncticollis*, *foveatus*, fig. 18, *thoracicus*, p. 138, *lineatocollis*, fig. 19, p. 139, *eximius*, figs. 20 & 21, *dilaticornis*, fig. 22, p. 140, *suturalis*, fig. 23, *lyciformis*, fig. 24, p. 141, *mimetes*, fig. 25, *personatus*, fig. 26, p. 142, and from the Amazons Valley *S. scutellaris*, p. 143; CHAMPION, Biol. Centr. Am. Col. iv (2).

Stenaxis nigripes, Kanssu, GANGLBAUER, Hor. Ent. Ross. xxiv, p. 44, n. sp.

√ *Vasuces*, n. g. (near *Xanthochroa*), p. 127, for *V. æneipennis*, Mexico, p. 128, pl. vi, fig. 7, *sordidus*, *costatus*, fig. 8, Guatemala, p. 129, n. spp.; CHAMPION, Biol. Centr. Am. Col. iv (2).

√ *Vodomarus*, n. g. (near *Cedemera*), for *V. quadrifoveolatus*, n. sp., Centr. America, pl. vii, fig. 1; CHAMPION, p. 143, Biol. Centr. Am. Col. iv (2).

Xanthochroa potanini, Sze-tschuan, p. 36, *semenovi*, Kanssu, p. 37, GANGLBAUER, Hor. Ent. Ross. xxiv, n. spp.

CURCULIONIDÆ.

[Cf. BLACKBURN (62, 63, 65), DESBROCHERS (164, 165), DUVIVIER (200), EVERTS (236), FAIRMAIRE (476), FAUST (241, 242, 243, 244, 245, 246, 247, 248, 249), FLACH (263), GESTRO (300), GUILLEBEAU (335), HAMILTON (348), KUTHY (464), REITTER (644, 648, 649, 657), ROELOFS (710, 711), SCUDDER (754), SHARP (317), SIMPSON (405), STIERLIN (832, 833).]

The number of described species and genera; FAUST, S. E. Z. li, p. 116. Structure of prosternum discussed, with figures; EVERTS (236).

On the food-habits of North American *Rhynchophora*; BEUTENMÜLLER, Canad. Ent. xxii, pp. 200-203 & 258-261. Notes on the habits of many North American species; CHITTENDEN, Ent. Am. vi, pp. 167-172.

Acalles korbi, Andalusia, STIERLIN, MT. Schw. ent. Ges. viii, p. 242; *A. kruperi*, Greece, FAUST, Deutsche e. Z. 1890, p. 324: n. spp.

Acantholophus franklinensis, Australia, BLACKBURN, p. 92, Tr. R. Soc. S. Austr. xiii; *A. niveovittatus*, W. Australia, BLACKBURN, p. 576, P. Linn. Soc. N.S.W. (2) v: n. spp.

Agestra punctulata, Adelaide, BLACKBURN, p. 584, P. Linn. Soc. N.S.W. (2) v, n. sp.

Alcides biai, Congo, DUVIVIER, p. cxcv, C.R. Ent. Belg. 1890, and Ann. Ent. Belg. xxxiv, p. 24, n. sp.

Allocorynina, n. subfam., near *Rhynchitina*, p. 45, for the following n. g.:—

Allocorynus, n. g., for *A. mollis*, n. sp., Mexico, pl. ii, fig. 18 ; SHARP, p. 46, Biol. Centr. Am. Col. iv (3).

Alophus pacatus, Amdo, FAUST, p. 444, Hor. Ent. Ross. xxiv ; *A. müklini*, Mongolia, FAUST, Öfv. Finska Förh. xxxii, p. 70 : n. spp.

Amblyrhinus viridanus, Cochin China, FAUST, S. E. Z. li, p. 74, n. sp.

Anomphus setulifer, Morocco, REITTER, p. 157, Deutsche e. Z. 1890, n. sp.

Anarciarthrum, n. g., *Erirhinides*, p. 354, for *A. viride*, n. sp., Australia, p. 355 ; BLACKBURN, P. Linn. Soc. N.S.W. (2) v.

Anorthorrhinus, n. g., *Erirhinides*, p. 327, for *A. pictipes*, n. sp., S. Australia, p. 328 ; BLACKBURN, P. Linn. Soc. N.S.W. (2) v.

Anthonomus, characters of the British species ; FOWLER, Ent. M. M. (2) i, pp. 309-313. *A. terreus*, varr. described ; FAUST, pp. 91 & 92, Öfv. Finska Förh. xxxii.

Antyllis alternata, p. 345, *bella*, p. 587, S. Australia, BLACKBURN, P. Linn. Soc. N.S.W. (2) v : n. spp.

Apion, notes on habits and food-plants in Italy ; VITALE, Bull. Ent. Ital. xxi, pp. 141-156. *A. rufirostre* n. var. *destefanii* ; *id. t. c.* p. 148. *A. tubiferum*, metamorphoses, XAMBEU, p. 273, Rev. d'Ent. ix.

A. mediatbundum, p. 104, *amphibolum*, p. 105, *gnarum*, p. 106, Siberia and Mongolia, FAUST, Öfv. Finska Förh. xxxii ; *A. strobilanthi*, Sikkim, DESBROCHERS, p. 215, J. A. S. B. lix, pt. 2 : the following n. spp. are described from Centr. America, viz. : *A. spretissimum*, *præditum*, p. 48, *dissimilipes*, *nitidirostre*, p. 49, *erythropterum*, pl. iii, fig. 2, *ægrotum*, fig. 3, *guatemalenum*, p. 50, *acupunctatum*, *stabile*, p. 51, *glyphicum*, *tabogense*, *championi*, fig. 4, p. 52, *dauidis*, *derasum*, p. 53, *panamense*, *pauper*, p. 54, *tantillum*, *lassum*, p. 55, *mediocre*, *hystriculum*, p. 66, *gracilirostre*, pl. ii, fig. 22, *punctulirostre*, *colon*, pl. iii, fig. 5, p. 57, *laminatum*, fig. 6, *vetustum*, p. 58, *constricticolle*, pl. ii, fig. 21, *heterogeneum*, pl. iii, fig. 7, p. 59, *seriatum*, fig. 8, *quercicola*, p. 60, *spectator*, *fuscimanum*, p. 61, *altum*, *longimanum*, fig. 9, p. 62, *oscillator*, *acarinum*, p. 64, *conicicolle*, *picturatum*, fig. 11, *cretaceicolle*, pl. ii, fig. 25, p. 65, *matricum*, *basirostre*, pl. iii, fig. 12, p. 66, *calcaratipes*, pl. ii, fig. 20 (as *calcaratum*), *scydmaenoides*, pl. iii, fig. 13, p. 67, *subrufum*, *hastifer*, p. 68, *poeticum*, fig. 14, *rufinulum*, pl. ii, fig. 24, p. 69, *vinosum*, *chiriquense*, *relictum*, p. 70, *maceratum*, *pulchripes*, p. 71, *epicum*, *errabundum*, p. 72, *solitarium*, *filipes*, *pleuriticum*, pl. iii, fig. 15, p. 73, *fraudentum*, *pallitarse*, fig. 16, p. 74, *germanum*, *disparatum*, p. 75, *subauratum*, fig. 17, *teapense*, p. 76, *sanctifelicis*, fig. 19, *pedestre*, p. 77, *rugirostre*, *auctum*, *nodicorne*, fig. 18, p. 78, *pacificum*, *ferrugineum*, p. 79, *laterale*, *longicolle*, p. 80, SHARP, Biol. Centr. Am. Col. iv (3), n. spp.

Apoderus coryli, n. var. *fidus*, p. 421, *rufiventris*, Roel., *erythrogaster*, Voll., *nitens*, Roel., *cyanopterus*, Motsch., synonymy discussed, pp. 422-424 ; FAUST, Hor. Ent. Ross. xxiv. *A. humeralis*, n. var. *ater* ; *id.*, S. E. Z. li, p. 166.

A. ludyi, Goritz, REITTER, Deutsche e. Z. 1890, p. 174 ; *A. apicalis*, China and Japan, FAUST, *t. c.* p. 257 ; *A. dimidiatus*, p. 421, Sze-tschuan, *potunini*, Ganssu, p. 423, FAUST, Hor. Ent. Ross. xxiv ; *A. flaviceps*,

Sikkim, DESBROCHERS, p. 213, J. A. S. B. lix, pt. 2; *A. (Cynotrachelus) wallacei*, Celebes, FAUST, S. E. Z. li. p. 166 : n. spp.

† *Apterocolus*, n. g., near *Pterocolus*, p. 44, for *A. gravidus*, n. sp., Mexico, pl. ii, fig. 17, p. 45; SHARP, Biol. Centr. Am. Col. iv (3).

Argoptochus virens, Siberia, FAUST, Öfv. Finska Förh. xxxii, p. 68, n. sp.

Attelabus mutus, Ganssu, FAUST, p. 425, Hor. Ent. Ross. xxiv, n. sp.

Auletobius nudus, Panama, *rostralis*, pl. ii, fig. 14, p. 42, *affinis*, Guatemala, *optatus*, Panama, fig. 15, p. 43, SHARP, Biol. Centr. Am. Col. iv (3), n. spp.

Bagous leprieuri, France, GUILLEBEAU, Bull. Soc. Ent. Fr. 1890, p. lxxiv; *B. subruber*, Thessaly, REITTER, Deutsche e. Z. 1890, p. 161 : n. spp.

Balaninus: food habits of the N. American species; Canad. Ent. xxii, pp. 1-8.

B. hispanus, Spain, STIERLIN, MT. Schw. ent. Ges. viii, p. 246; *B. transversalis*, p. 261, *haroldi*, p. 262, China, FAUST, Deutsche e. Z. 1890 : n. spp.

Baris kiesewetteri, Greece, FAUST, Deutsche e. Z. 1890, p. 326; *B. sibirica*, Siberia, FAUST, Öfv. Finska Förh. xxxii, p. 102; *B. longicollis*, Ganssu, FAUST, p. 473, Hor. Ent. Ross. xxiv : n. spp.

Bothynoderes carinicollis, Gyll., = (*cognatus*, *angulicollis*, Chev.); FAUST, S. E. Z. li, p. 111.

B. securus, Amdo, FAUST, p. 462, Hor. Ent. Ross. xxiv, n. sp.

Brachyaspistes subfuscatus, Sikkim, DESBROCHERS, p. 212, J. A. S. B. lix, pt. 2, n. sp.

Byctiscus congener, *motschulskyi*, variation noticed; FAUST, p. 429, Hor. Ent. Ross. xxiv.

Celebia nobilis, p. 178, *boisduvali*, p. 179, *frontalis*, p. 180, Celebes, FAUST, S. E. Z. li, n. spp.

Cercidocerus chevrolati, Java, p. 78, *distinctus*, Darjeeling, p. 79, FAUST, S. E. Z. li, n. spp.

Ceuthorhynchidius lunatus, Reitt., referred to *Oxyonyx*; FAUST, S. E. Z. li, p. 115.

C. bellus, p. 161, *lunatus*, p. 162, Ordubad, REITTER, Deutsche e. Z. 1890, p. 162, n. spp.

Ceuthorhynchus signatus and allies, characters of; FAUST, pp. 100-102, Öfv. Finska Förh. xxxii. *C. hæmorrhoidalis*, Motsch., noticed; FAUST, S. E. Z. li, p. 116.

C. paszlavskyi, Hungary, KUTHY, Term. füzetek, xiii, p. 7; *C. flavitarsis*, Ordubad, REITTER, Deutsche e. Z. 1890, p. 163; *C. testatus*, Amdo, FAUST, p. 472, Hor. Ent. Ross. xxiv : n. spp.

Charodrrys elegans, Asia Minor, FAUST, Deutsche e. Z. 1890, p. 336, n. sp.

Chloropholus orichalceus, Madagascar, FAUST, S. E. Z. li, p. 184, n. sp.

Chrysolophus spectabilis, variation of; SMITH, Ent. xxiii, p. 137.

Cionus indicus, Dam-Dim, DESBROCHERS, p. 216, J. A. S. B. lix, pt. 2, n. sp.

Cleonides: note on winged and apterous species; GRANDJEAN, Rev. Sci. Bourb. ii, p. 13.

Cleonus lagopus, Fhrs., position noticed, = (*obliquatus, irroratus*, Mén.), *anxius* = (*basigranatus*, Fairm.); FAUST, S. E. Z. li, pp. 111 & 112. *C. bicarinatus*, Gebl., noticed and referred to *Pleurocleonus*; FAUST, S. E. Z. li, p. 114.

C. (Cyphocleonus) korbi, Andalusia, STIERLIN, MT. Schw. ent. Ges. viii, p. 242, n. sp.

Coccotorus scutellaris and *prunicida* figured; *Ins. Life*, ii, p. 259.

↓ *Celiopus*, n. subg. of *Psalidium*; FAUST, p. 293, Hor. Ent. Ross. xxiv.

Celostethus fausti, Ordubad, REITTER, Deutsche e. Z. 1890, p. 159, n. sp.

↓ *Colpothorax*, n. g., p. cxxix, note, for *Zygops undulata*, n. sp., Amazons, p. cxxix; DESBROCHERS, Bull. Soc. Ent. Fr. 1890.

Conocephalus guerini, nomenclature noticed; DOHRN, S. E. Z. li, p. 83.

Conocetus grævus redescribed; STIERLIN, MT. Schw. ent. Ges. viii, p. 162.

C. calabricus, Calabria, FAUST, Deutsche e. Z. 1890, p. 330, n. sp.

Conorhynchus dissimulatus, = (*cretaceus*, Redt.); FAUST, p. 112, S. E. Z. li. *C. nigrivittis*, Pall., = (*plumbeicollis*, Chev.), *conirostris*, Gebl., = (*bartelsi*, Fhrs.); *id. t. c.* p. 113.

C. caudidulus, W. Asia, FAUST, S. E. Z. li, p. 113, n. sp. ?

Corigetus pupuanus, Sumatra, FAUST, S. E. Z. li, p. 73, n. sp.

Cratosomus dohrni, Cauca Valley, FAUST, S. E. Z. li, p. 192, n. sp.

Cydmæa obscura, p. 339, *diversa, invalida*, p. 340, Australia, *lineata*, Kangaroo I., p. 584, BLACKBURN, P. Linn. Soc. N.S.W. (2) v, n. spp.

Cylas formicarius, Fab., = (*turcipevuis*, Boh.), *brunneus*, ♀, = (*angustatus*, Lab. & Imh.); DESBROCHERS, p. 215, J. A. S. B. lix, pt. 2.

C. submetallicus, E. India, DESBROCHERS, p. 214, J. A. S. B. lix, pt. 2, n. sp.

Cyphicerus, Schön., should include *Ptochidius*, Motsch., and *Canoixus*, Roel.; FAUST, S. E. Z. li, p. 66.

C. nepalensis, Nepal, p. 65, *appendicinus*, Philippines, *rusticanus*, Celebes, p. 68, *decoratus*, Cochin China, p. 69, *bimaculatus*, p. 70, *deprecabilis*, p. 71, Burma, *schönfeldti*, N. China, p. 72, FAUST, S. E. Z. li, n. spp.

Deracanthus faldermanni, validity of; FAUST, p. 446, Hor. Ent. Ross. xxiv.

D. potanini, Ganssu, p. 446, *pallasi*, p. 448, *semenovi*, p. 449, Mongolia, FAUST, Hor. Ent. Ross. xxiv, n. spp.

Derelobus, n. g., *Strangaliadinorum*, p. 456, for *D. apogæus*, n. sp., Ganssu, p. 457; FAUST, Hor. Ent. Ross. xxiv.

Dermatodes, characters of the genera allied to; FAUST, S. E. Z. li, p. 173.

Desiantha nigra, major, p. 321, *sericea*, p. 322, *maculata*, p. 323, *assimilis*, p. 324, *obscura*, p. 325, *parva*, p. 326, Australia, BLACKBURN, P. Linn. Soc. N.S.W. (2) v, n. spp.

Dialeptopus validus, p. 577, *lugubris*, p. 578, *obsoletus*, p. 579, *lindensis*, p. 580, S. Australia, BLACKBURN, P. Linn. Soc. N.S.W. (2) v, n. spp.

- Dichotrachelus kimakowiczi*, Siebenburgen, FLACH, Wien. ent. Z. ix, p. 36, n. sp.
- Dicomada rufa*, S. Australia, BLACKBURN, P. Linn. Soc. N.S.W. (2) v, p. 586, n. sp.
- Diglossotrox*, characters discussed; FAUST, p. 432, Hor. Ent. Ross. xxiv.
- D. mannerheimi* (Pop.), Ordoss, FAUST, p. 432, Hor. Ent. Ross. xxiv, n. sp.
- Donus fasciculatus* n. var. *rostratus*; FAUST, p. 461, Hor. Ent. Ross. xxiv.
- Dorytomus bajulus*, Siberia, FAUST, Öfv. Finska Förh. xxxii, p. 90, n. sp.
- √ *Dyschcenium*, n. g. (no position assigned, probably *Erirhinides*), for *D. flavum*, n. sp., S. Australia; BLACKBURN, p. 346, P. Linn. Soc. N.S.W. (2) v.
- Dysostines crawfordi*, p. 314, *ventralis*, p. 315, *pilosus*, p. 317, *punctiventris*, p. 319, Australia, BLACKBURN, P. Linn. Soc. N.S.W. (2) v, n. sp.
- Echinocnemus subcylindricus* referred to *Pachytychius*; REITTER, Wien. ent. Z. ix, p. 146.
- E. subcylindricus*, Askhabad, REITTER, p. 126, Verh. Ver. Brünn, xxvii, n. sp.
- Ectatorhinus alatus*, Sumatra, ROELOFS, Notes Leyd. Mus. xii, p. 207, n. sp.
- √ *Elytrocheilus*, n. g., *Celeuthetinarum*, p. 182, for *E. helenæ*, n. sp., N. Guinea, p. 183; FAUST, S. E. Z. li.
- Emplesis notata*, p. 332, *gravis*, p. 333, *munda*, p. 334, *assimilis*, p. 335, *albosignata*, *umbrosa*, p. 336, Australia, BLACKBURN, P. Linn. Soc. N.S.W. (2) v, n. spp.
- √ *Empolis*, n. g., *Erirhinides*, near *Aoplocnemis*, p. 342, for *E. angustatus*, n. sp., S. Australia, p. 343; BLACKBURN, P. Linn. Soc. N.S.W. (2) v.
- Endaliscus skalitzkyi* = (*Endalus helferi*, Faust), the locality is India; FAUST, Deutsche e. Z. 1890, p. 264.
- E. kirschi*, E. India, FAUST, Deutsche e. Z. 1890, p. 265, n. sp.
- Endymia effusa*, Aru Is., FAUST, S. E. Z. li, p. 190, n. sp.
- Ephimeropus*, species described by R. in 1888, referred to *Hydronomus*; REITTER, Wien. ent. Z. ix, p. 146.
- E. fenestratus*, *flaveolus*, Askhabad, *syriacus*, Syria, REITTER, p. 125, Verh. Ver. Brünn, xxvii, n. spp.
- Epicalus*, Motsch., characters of; FAUST, Deutsche e. Z. 1890, p. 263.
- Epiphaneus jucundus*, Ordubad, REITTER, Deutsche e. Z. 1890, p. 156, n. sp.
- Episomus quatuornotatus*, E. India, DESBROCHERS, p. 212, J. A. S. B. lix, pt. 2, n. sp.
- Esamus cylindricollis*, Turkestan, REITTER, p. 123, Verh. Ver. Brünn, xxvii, n. sp.
- Eugnampetus germanus*, Guatemala, *picticollis*, Mexico, SHARP, p. 41, Biol. Centr. Am. Col. iv (3), n. spp.
- Eutinopus irrisus*, Ganssu, FAUST, p. 434, Hor. Ent. Ross. xxiv, n. sp.
- Geranorhinus mongolicus*, Mongolia, FAUST, p. 470, Hor. Ent. Ross. xxiv, n. sp.

Glaucopela varipes, S. Australia, BLACKBURN, p. 592, P. Linn. Soc. N.S.W. (2) v, n. sp.

Gronops syriacus, Caiffa, STIERLIN, MT. Schw. ent. Ges. viii, p. 247 ;
G. semenovi, Ganssu, FAUST, p. 459, Hor. Ent. Ross. xxiv : n. spp.

Heilipus fimbriatus, Pasc., = (*anchoralis*, Kirsch) ; THALLWITZ, P. E. Soc. 1890, p. xiii.

✓*Heliophilus*, n. g., for part of *Sciaphilus* ; FAUST, S. E. Z. li, p. 249.

Heteromius clavipes, Ganssu, FAUST, p. 438, Hor. Ent. Ross. xxiv, n. sp.

Heteroptochus temperans, p. 451, *subsignatus*, p. 452, *faber*, p. 453,
Ganssu, FAUST, Hor. Ent. Ross. xxiv, n. spp.

Homæonychus lepidus, Madagascar, FAUST, S. E. Z. li, p. 169, n. sp.

Hypera noscibilis, Ganssu, FAUST, p. 460, Hor. Ent. Ross. xxiv ; *H. sinuaticollis*, Mongolia, FAUST, Öfv. Finska Förh. xxxii, p. 73 ; *H. amasiensis*, Amasia, FAUST, Deutsche e. Z. 1890, p. 328 : n. spp.

Hyllobius abietis, its ravages in Prussia ; Ent. Am. vi, p. 40.

Ileomus bohemanii, Madagascar, FAUST, S. E. Z. li, p. 189, n. sp.

Ichnomias donkieri, Sierra Leone, FAUST, S. E. Z. li, p. 173, n. sp.

Laogenia dohrni, Philippines, p. 80, *dispar*, Ind. or., p. 81, FAUST, S. E. Z. li, n. spp.

Larinus ursus, metamorphoses ; XAMBEU, Le Nat. xii, p. 262.

L. brenskei, Grecco, FAUST, Deutsche e. Z. 1890, p. 324 ; *L. depressirostris*, Caucasus, REITTER, Deutsche e. Z. 1890, p. 158 ; *L. potanini*, p. 467, *rivalis*, p. 469, Ganssu, FAUST, Hor. Ent. Ross. xxiv ; *L. liliputanus*, China, FAUST, Deutsche e. Z. 1890, p. 259 : n. spp.

✓*Lechrioderus*, n. g., *Barynotini*, p. 442, for *L. imbellus*, n. sp., Ganssu, p. 443 ; FAUST, Hor. Ent. Ross. xxiv.

Leiosomus cribrum, Sch., habits ; THOMAS, Ent. Nachr. xvi, p. 309.

Lepyrum ganglbaueri, Faust, habitat of ; REITTER, Wien. ent. Z. ix, p. 145.

L. dorsalis, Hungary, REITTER, Deutsche e. Z. 1890, p. 395, n. sp.

Leucodrusus pauper, Hungary, STIERLIN, MT. Schw. ent. Ges. viii, p. 244, n. sp.

✓*Lisotherium*, n. g., *Apioninarum*, for *L. hildebrandti*, n. sp., Madagascar ; FAUST, p. 194, S. E. Z. li.

Lissotarsus (sub *Baridius*) *alboguttatus*, Bris., = (*balassogloi*, Faust) ; FAUST, Deutsche e. Z. 1890, p. 335.

L. badeli, Biskra, FAUST, Deutsche e. Z. 1890, p. 334, n. sp.

Listroderes caudiculatus, Patagonia, FAIRMAIRE, N. Arch. Mus. (3) i, p. 131, n. sp.

Lithinus nigrocristatus, resemblance to twigs ; DOHRN, S. E. Z. li, p. 198.

Lixus vibex, Pall., = (*denudatus*, Zub., *karelini*, Boh.) ; FAUST, S. E. Z. li, p. 111. *L. vibex* n. var. *pallasi* ; FAUST, p. 467, Hor. Ent. Ross. xxiv. *L. concavus*, Say, metamorphoses ; WEED, p. 232, Bull. Ohio Exp. Station (2) iii.

L. rectirostris, Biskra, FAUST, Deutsche e. Z. 1890, p. 334 ; *L. malatitanus*, Malatia, FAUST, t. c. p. 327 ; *L. tigrinus*, Ordubad, REITTER, t. c. p. 160 ; *L. turanicus*, Askhabad, REITTER, p. 124, Verh. Ver. Brünn,

xxvii ; *L. isselii*, Assab, GESTRO, Ann. Mus. Genov. (2) vii, p. 64 ; *L. titubans*, p. 187, *encaustus*, p. 188, Madagascar, FAUST, S. E. Z. li ; *L. fairmairei*, China, FAUST, Deutsche e. Z. 1890, p. 260 : n. spp.

Lyterius ebena, Colombia, FAUST, S. E. Z. li, p. 193, n. sp.

Macrotarsus chinensis, Pekin, FAUST, Deutsche e. Z. 1890, p. 258 ; *M. validirostris*, *mongolicus*, Mongolia, FAUST, p. 72, Öfv. Finska Förh. xxxii : n. spp.

√ *Marmarochelus*, n. g., near *Ectatorhinus*, for *M. atkinsoni*, n. sp., Andaman Is., DESBROCHERS, p. 217, J. A. S. B. lix, pt. 2.

Mecinus janthinus, habits ; DECAUX, Bull. Soc. Ent. Fr. 1890, p. lxxviii.

M. andalusicus, Spain, FAUST, Deutsche e. Z. 1890, p. 331, n. sp.

Meleus brevipennis, Hungary, p. 94, *negoianus*, Siebenbürgen, *setosus*, Bosnia, p. 95, REITTER, Deutsche e. Z. 1890, n. spp.

Meriphys raucus, p. 590, *lineatus*, p. 591, S. Australia, BLACKBURN, P. Linn. Soc. N.S.W. (2) v, n. spp.

Mesagroicus græcus, Greece, STIERLIN, p. 165, MT. Schw. ent. Ges. viii, p. 165, n. sp.

Microlarinus diecki, Andalusia, FAUST, S. E. Z. li, p. 111, n. sp.

Misophrice variabilis, *argentata*, p. 348, *submetallica*, p. 349, *oblonga*, p. 350, *munda*, *setulosa*, p. 351, *squamosa*, p. 352, *parallela*, p. 353, Australia, BLACKBURN, P. Linn. Soc. N.S.W. (2) v, n. spp.

Myllocerus chrysideus, Pasc., referred to *Cyphicerus* ; FAUST, S. E. Z. li, p. 66.

M. dohrni, China, FAUST, Deutsche e. Z. 1890, p. 262, n. sp.

Nanophyes fausti, Ordubad, REITTER, Deutsche e. Z. 1890, p. 161 ; *N. (Corimalia) alienus*, Mongolia, FAUST, Öfv. Finska Förh. xxxii, p. 103 ; *N. (C.) chinensis*, Ganssu, p. 474, *N. mongolicus*, *exiguus*, p. 475, Mongolia, FAUST, Hor. Ent. Ross. xxiv : n. spp.

Niphades tubericollis, Ganssu, FAUST, p. 469, Hor. Ent. Ross. xxiv, n. sp.

Notaris distans, Amdo, FAUST, p. 470, Hor. Ent. Ross. xxiv, n. sp.

√ *Ochtharthrum*, n. g., *Cyphinarum*, for *O. speciosum*, n. sp., Madagascar, FAUST, S. E. Z. li, p. 171.

Ocladius sapeti, Assab, GESTRO, Ann. Mus. Genov. (2) vii, p. 66, n. sp.

Odosyllis intricata, Philippines, FAUST, p. 75, S. E. Z. li, n. sp.

Olanqa, generic characters, BLACKBURN, p. 588, P. Linn. Soc. N.S.W. (2) v.

O. maculata, Adelaide, BLACKBURN, p. 589, P. Linn. Soc. N.S.W. (2) v ; *O. lata*, S. Australia, BLACKBURN, p. 345, t. c. : n. spp.

Otiorynchus cribricollis, habits in Australia ; KOEBELE, Bull. Dep. Agric. Ent. xxi, p. 12. *O. sulcatus* in New Zealand ; KINGSLEY, Tr. N. Z. Inst. xxii, p. 338. *O. (Arammichnus) strebloffi* n. var. *tenuimanus* ; FAUST, Öfv. Finska Förh. xxxii, p. 64.

O. collectivus, p. 153, *sparsiridis*, p. 154, Asturias, REITTER, Deutsche e. Z. 1890 ; *O. halbherri*, M. Baldo, STIERLIN, MT. Schw. ent. Ges. viii, p. 243 ; *O. corallipes*, Bosnia, *O. (Arammichnus) latifrons*, Syria, p. 164, *luganensis*, Lugano, p. 165, STIERLIN, t. c. ; *O. (Cryphiphorus) nuncius*,

p. 321, *O. (Tournieria) lubriculus*, p. 322, *erroneus*, p. 323, Greece, FAUST, Deutsche e. Z. 1890; *O. perdurus, hebes*, Circassia, REITTER, Wien. ent. Z. ix, p. 196; *O. (Arammichmus) beatus*, Mongolia, FAUST, Öfv. Finska Förh. xxxii, p. 65 : n. spp.

Oxyopisthen pygidiale, Aruwimi River, SIMPSON in Jameson Story Rear Column, p. 425, n. sp.

Pachycerus costulatus, China, FAUST, Deutsche e. Z. 1890, p. 258, n. sp.

Pachyrrhynchus chlorites, Chev., = (*rutilans*, Behr.), *congestus*, Pasc., = (*luteoguttatus*, Chev.), *gemmatus*, Wat., = (*ignipes*, Chev.), *lorquini*, Chev., = (*flavopunctatus*, Kr.) ; AURIVILLIUS, Ent. Tidskr. xi, p. 88.

✓*Paophilus*, n. g., near *Sciophilus*, for *S. afflatus*, Boh., &c.; FAUST, S. E. Z. li, p. 249.

✓*Parazygops*, n. g., p. cxxix, for *Zygops, luctuosus*, n. sp., Cayenne, p. cxxviii ; DESBROCHERS, Bull. Soc. Ent. Fr. 1890.

Perissops maculosus, p. 75, *sobrinus*, p. 76, N. Guinea, FAUST, S. E. Z. li, n. spp.

Phacephorus turbatus, Amdo, p. 440, *decipiens*, Ganssu, pp. 441, FAUST, Hor. Ent. Ross. xxiv, n. spp.

Phyllobius piliferus, fæculentus, canus, characters noticed, p. 109, *P. calcaratus* n. var. *schilskyi*, p. 1110, FAUST, S. E. Z. li. *P. lindemanni*, characters of ; FAUST, Öfv. Finska Förh. xxxii, p. 66.

P. romanus, Italy, FAUST, Deutsche e. Z. 1890, p. 330; *P. pallidipes*, Caucasus, REITTER, Deutsche e. Z. 1890, p. 154; *P. sahlbergi*, Siberia, FAUST, Öfv. Finska Förh. xxxii, p. 67 : n. spp.

Phytonomus obediens, Ganssu, FAUST, p. 461, Hor. Ent. Ross. xxiv ; *P. distinctus*, p. 74, *imparilis*, p. 75, Mongolia, FAUST, Öfv. Finska Förh. xxxii : n. spp.

Piazomias faldermanni, p. 435, *imitator*, p. 437, Ganssu, FAUST, Hor. Ent. Ross. xxiv, n. spp.

Plagiographus fasciculosus, Andalusia, REITTER, Deutsche e. Z. 1890, p. 158, n. sp.

Platyomus mollis, Paraguay, FAUST, S. E. Z. li, p. 175, n. sp.

Pleurocleonus sollicitus, Gyll., = (*sexmaculatus*, Fahrs.), *P. obliteratus*, characters noticed ; FAUST, S. E. Z. li, p. 115.

Polydrusus korbi, Andalusia, STIERLIN, MT. Schw. ent. Ges. viii, p. 241, n. sp.

Polyphrades satelles, W. Australia, BLACKBURN, P. Linn. Soc. N.S.W. (2) v, p. 575, n. sp.

Poteriophorus vandepolli, Sumatra, p. 238, *sellatus*, Perak, p. 239, ROELOFS, Notes Leyd. Mus. xii, n. spp.

Psalidium, revision of ; FAUST, Hor. Ent. Ross. xxiv, pp. 281, &c.

P. neglectum, Amasia, p. 295, *redenbacheri*, p. 297, *senectum*, p. 298, *strenuum*, p. 299, *difficile*, p. 300, Syria, *frivaldszkyi*, Thessaly, p. 303, *concinnum*, Salonica, p. 306, FAUST, Hor. Ent. Ross. xxiv, n. spp.

Pseudocleonus dauricus, Gebl., = (*obsoletus*, Gyll.) ; FAUST, S. E. Z. li, p. 115. *P. panderi*, Fisch., note on ; FAUST, Öfv. Finska Förh. xxxii, p. 89.

- Pseudomeira neapolitana*, Naples, FAUST, Deutsche e. Z. 1890, p. 329, n. sp.
Pterocolus auricollis, Panama, pl. ii, fig. 16, *grossus*, Mexico, SHARP, p. 44, Biol. Centr. Am. Col. iv (3), n. spp.
- Ptochus indemnis*, Ganssu, FAUST, p. 431, Hor. Ent. Ross. xxiv, n. sp.
[√]*Reitteria*, n. g., near *Laparocerus*, for *Sciaphilus claviceps*, Reitter ; FAUST, p. 250, S. E. Z. li.
- Rhamphus australis, distinguendus*, S. Australia, BLACKBURN, p. 93, Tr. R. Soc. S. Austr. xiii, n. spp.
- Rhina lineata*, Andaman Is., DESBROCHERS, p. 218, J. A. S. B. lix, pt. 2, n. sp.
- [√]*Rhinodontus*, n. g., *Synirmorum*, for *R. ignarus*, n. sp., Ganssu ; FAUST, p. 455, Hor. Ent. Ross. xxiv.
- Rhinoscapha* and *Celebia*, differential characters ; FAUST, S. E. Z. li, p. 180.
- R. tricolor*, p. 175, *richteri*, p. 176, New Guinea, *vana*, Bangkei, p. 177, FAUST, t. c., n. spp.
- Rhynchites emgei*, ♀ described ; STIERLIN, MT. Schw. ent. Ges. viii, p. 165. *R. trojanus* and *rectirostris* noticed ; FAUST, S. E. Z. li, p. 115.
- R. aeneo-niger*, p. 426, *pelliceis*, p. 427, China, FAUST, Hor. Ent. Ross. xxiv ; *R. flavirostris*, E. India, DESBROCHERS, p. 213, J. A. S. B. lix, pt. 2 : n. spp.
- Rhytidosomus filirostris*, Reitt., referred to *Ceuthorhynchus* ; FAUST, S. E. Z. li, p. 115.
- R. weisei*, Siberia, FAUST, Öfv. Finska Förh. xxxii, p. 98, n. sp.
- Rhytirhinus martini*, Oran, FAUST, Deutsche e. Z. 1890, p. 333 ; *R. cruciatus*, Morocco, STIERLIN, MT. Schw. ent. Ges. viii, p. 245 : n. spp.
- Scleropterus verecundus*, Siberia, FAUST, Öfv. Finska Förh. xxxii, p. 99, n. sp.
- Sciaphilus, Chiloneus*, and allied genera discussed ; FAUST, S. E. Z. li, pp. 247-252.
- Sciaphilus claviceps*, Ordubad, REITTER, Deutsche e. Z. 1890, p. 155 (cf. *Reitteria, supra*), n. sp.
- Sibinia syriaca*, Syria, FAUST, Deutsche e. Z. 1890, p. 328, n. sp.
- Sitones hispidulus*, spreading of in N. America ; SCHWARZ, P. E. Soc. Wash. i, p. 248.
- Sitona onerosa*, Siberia, FAUST, Öfv. Finska Förh. xxxii, p. 71 ; *S. pallidicornis*, Biskra, FAUST, Deutsche e. Z. 1890, p. 332 ; *S. præambula*, Ganssu, FAUST, p. 445, Hor. Ent. Ross. xxiv : n. spp.
- Stephanocleonus fossulatus*, n. var. *connexus* ; FAUST, S. E. Z. li, p. 114.
- S. potanini*, Ganssu, FAUST, p. 465, Hor. Ent. Ross. xxiv ; *S. setinasus*, p. 76, *opportunus*, p. 78, *jucundus*, p. 80, *eruditus*, p. 82, *hammarströmi*, p. 83, *vagabundus*, p. 85, *sahlbergi*, p. 86, *ehnbergi*, p. 87, Siberia and Mongolia, FAUST, Öfv. Finska Förh. xxxii : n. spp.
- Stigmatrachelus isabellinus*, n. var. *subfasciatus* ; FAUST, S. E. Z. li, p. 167.
- S. fusco-signatus*, p. 167, *setulosus*, p. 169, Madagascar, FAUST, S. E. Z. li : n. spp.

Stolatus horridus, Ordubad, REITTER, Deutsche e. Z. 1890, p. 159, n. sp.

Stomodes kruperi, Greece, FAUST, Deutsche e. Z. 1890, p. 323, n. sp.

Strophomorphus fausti, Armenia, p. 155, *pholicoides*, Ordubad, p. 156, REITTER, Deutsche e. Z. 1890, n. spp.

↓ *Symbotlynus*, n. g. (*Erihrinides*), p. 582, for *S. squalidus*, n. sp., S. Australia, p. 583, BLACKBURN, P. Linn. Soc. N.S.W. (2) v.

↓ *Synoptocephalus*, n. g., *Tanyrhynchinarum*, p. 185, for *S. kolbei*, n. sp., Zanzibar, p. 186; FAUST, S. E. Z. li.

Synolobus modestus, Ganssu, FAUST, p. 450, Hor. Ent. Ross. xxiv, n. sp.

Tanymecus obsoletus, n. n. for *fausti*, R., REITTER, Wien. ent. Z. ix, p. 146; *T. excursor*, Ganssu, FAUST, p. 439, Hor. Ent. Ross. xxiv; *T. fausti*, Askhabad, REITTER, p. 122, Verh. Ver. Brünn, xxvii: n. spp.

Trachyphlaeus elephas, Corfu, REITTER, Deutsche e. Z. 1890, p. 394; *T. stierlini* (no locality), STIERLIN, MT. Schw. ent. Ges. viii, p. 166; *T. sordidus*, Ganssu, FAUST, p. 430, Hor. Ent. Ross. xxiv: n. spp.

Tychius reichei, Corfu, FAUST, Deutsche e. Z. 1890, p. 325; *T. irregularis*, S. Russia, *rusticus*, p. 93, *irritans*, p. 94, *oberti*, p. 95, Siberia, FAUST, Öfv. Finska Förh. xxxii: n. spp.

↓ *Xenostes*, n. g. (*Lithinidæ*), for *X. jamesoni*, n. sp., Aruwimi River; SIMPSON, in Jameson Story Rear Column, p. 424.

Zygops argenteiventris, *reticulata*, Amazons, *consanguinea*, Cayenne, *interrupto-lineata*, p. lxxx, *anchorifera*, *lacrymosa*, *angustula*, *muricata*, *pluriguttata*, p. lxxxi, Amazons, *centromaculata*, Cayenne, *murina*, p. cxi, *inermis*, *tricolor*, Amazons, *lutro*, Cayenne, *biguttata*, Brazil, p. cxii, *4-maculata*, p. cxxvi, *tripartita*, *nebulosa*, *minuta*, *vinitor*, p. cxxvii, *brevis*, *mixta*, *marmoreus*, Cayenne, p. cxxviii, DESBROCHERS, Bull. Soc. Ent. Fr. 1891, n. spp.

SCOLYTIDÆ.

[Cf. DIETZ (168), LØVENDAL (490, 491), REITTER (644, 648), SCHEVYREW (732), SCUDDER (754), TEPLOUCHOW (846).]

Synonymical remarks on Danish *Tomicides*; LØVENDAL, Ent. Med. ii, pp. 206-211.

Chramesus icoria, Lec., larva and burrows of; SMITH, Ent. Am. vi, p. 53, cuts.

Crypturgus filum, Turkestan, REITTER, p. 126, Verh. Ver. Brünn, xxvii, n. sp.

Dendroctonus, the N. American species monographed; DIETZ, Tr. Am. Ent. Soc. xvii, p. 27, &c.

D. approximatus, New Mexico, DIETZ, p. 31, Tr. Am. Ent. Soc. xvii, n. sp.

Hylesinus bicolor, metamorphoses, DECAUX, Bull. Soc. Ent. Fr. (6) x, p. xxxv. *H. piniperda* breeding in *Larix europæa*; SOMERVILLE, P. R. Soc. Edinb. xvii, pp. 255 & 256.

Hypothenemus eruditus, dissimilis, erectus, hispidulus, note on ; SMITH, Ent. Am. vi, p. 54.

Lymanator, characters of ; *Dryocates aceris, eichoffi, nitidicollis* referred to it ; *L. coryli* = (*sepicola*, Löw.) : REITTER, Deutsche e. Z. 1890, p. 175. *L. sepicola*, full description with figure ; LØVENDAL, Ent. Med. ii, pp. 69 & 70, pl. i, figs. 1 a, b.

Phlæophagus, habits of ; CHITTENDEN, Ent. Am. vi, p. 99.

Phlæophthorus rhododactylus, habits and larva ; LØVENDAL, Ent. Med. ii, pp. 196-205.

Scolytus and *Phlæosinus*, note on the coupling of ; DECAUX, p. cxxiv, Bull. Soc. Ent. Fr. 1890.

Scolytus ensifer, habits ; DECAUX, p. cxxv, Bull. Soc. Ent. Fr. 1890.

S. fasciatus, Ordubad, REITTER, Deutsche e. Z. 1890, p. 395 ; *S. ventrosus*, Siberia, *unispinosus*, Tiflis, SCHEVYREW, Bull. Ac. Pet. xxxiii, p. 470 : n. spp.

Stenoscelis brevis, habits of ; CHITTENDEN, Ent. Am. vi, p. 99.

Thamnurgus varipes, habits noticed ; REITTER, Wien. ent. Z. ix, p. 13.

Tomicus judeichii, habits, characters of sexes, &c. ; TEPLOUCHOW, Bull. Soc. Mosc. 1890, pp. 252 & 268, pl. ix.

T. elongatus, Denmark, LØVENDAL, Ent. Med. ii, p. 61, n. sp.

Trypodendron signatum perforating barrel staves ; BLANDFORD, Kew Bull. No. 45, pp. 181-186, woodcuts.

Xyleborus dispar and *pyri*, identity of and food of larva discussed ; Ins. Life, ii, p. 279.

BRENTHIDÆ.

[Cf. DESBROCHERS (164), SENNA (774).]

Achrionota setigera, Celebes, SENNA, Bull. Ent. Ital. xxi, p. 102, n. sp.

Acratus propinquus, Amazons, SENNA, Bull. Ent. Ital. xxi, p. 108, n. sp.

Aprostoma, Guer., referred to the group *Clavicornia* ; DESBROCHERS, p. 221, J. A. S. B. lix, pt. 2.

Arrhenodes elegans, n. var. *sextittatus*, SENNA, p. 104, Bull. Ent. Ital. xxi.

Brenthus anchorago, varietal note ; SENNA, Bull. Ent. Ital. xxi, p. 107.

Claderes mexicanus, n. var. *tristis* ; SENNA, Bull. Ent. Ital. p. 107.

Megacerus quatuoridentulus, Andaman Is., DESBROCHERS, p. 219, J. A. S. B. lix, pt. 2, n. sp.

Miolispa ceylonica, Ceylon, DESBROCHERS, p. 222, J. A. S. B. lix, pt. 2, n. sp.

* *Pseudocyphagonus*, n. g., near *Cyphagonus*, p. 221, for *P. squamiger*, n. sp., Andaman Is., p. 222 ; DESBROCHERS, J. A. S. B. lix, pt. 2.

Trachelizus aureopilosus, Amazons, SENNA, Bull. Ent. Ital. p. 105, n. sp.

BRUCHIDÆ, ANTHRIBIDÆ.

[Cf. BAUDI (35, 36), OLLIFF (583), SCUDDER (754).]

Addendum to Baudi's monograph of European *Bruchidæ* ; BAUDI (35) ; supplement, *id.* (36).

Caryoborus lacerdæ, emergence in England ; SHARP, P. E. Soc. 1890, p. xiv.

↓ *Metadoticus*, n. g., *Anthribidæ*, *Phlæophilides*, for *M. pestilens*, n. sp., Melbourne ; OLLIFF, p. 75, Rec. Austral. Mus. i.

Mylabris rubiginosa, Desbr., ♂ = (*lamellicornis*, Baudi) ; BAUDI, Deutsche e. Z. 1890, pp. 339.

M. caliginosa, Hamburg, BAUDI, Nat. Sicil. ix, p. 211, ? n. sp. ; *M. bythinocera*, Ordubad, REITTER, Wien. ent. Z. ix, p. 197, n. sp.

Urodon scaber, Syria, BAUDI, p. 345, Deutsche e. Z. 1890, and Nat. Sicil. ix, p. 213, n. sp.

CERAMBYCIDÆ.

[*Cf.* AURIVILLIUS (22), BELON (43, 44), BLACKBURN (60, 66), CASEY (122), BROGNIART (92, 94), DUVIVIER (200), FAIRMAIRE (238), FLACH (264), GAHAN (290, 291, 292, 293, 294, 295, 894), GANGLBAUER (297), GESTRO (300), JAKOWLEFF (401), LAMEERE (471, 472, 473), NONFRIED (571), OLLIFF (580, 583), PIC (606, 607), POLL (613, 614, 616), REITTER (658, 659, 660), RITSEMA (699, 700, 701), RIVERS (705), SCHÖNFELDT (749), SEMENOW (770), STARCK (830), WATERHOUSE (892).] १११

Acanthoderes clavipes, n. var. *lucidus* ; STARCK, Wien. ent. Z. ix, p. 71.

Acmæops lisa, Washington, LENG, Ent. Am. vi, p. 108, n. sp.

↓ *Æolesthes*, n. g., p. 250, for some species of *Pachydissus* and *Neocerambyx*, with *Æ. ampliata*, Duke of York Is., p. 253, *perplexa*, Siam, p. 254, *sinensis*, China, p. 255, n. spp. ; GAHAN, Ann. N. H. (6) vi.

Erenia trigonia figured ; WATERHOUSE, Aid, pl. clxxxviii, fig. 4.

Allogaster unicolor, Africa, GAHAN, Tr. E. Soc. 1890, p. 300, n. sp.

Aphitopola janus, Centr. Africa, BATES, P. Z. S. 1890, p. 489 ; *A. octomaculata*, *vitticollis*, p. 316, *pascoei*, p. 317, pl. ix, fig. 4, L. Nyassa, GAHAN, Tr. E. Soc. 1890 : n. spp.

↓ *Amphistylus*, n. g., near *Spalacopsis*, for *S. pauli*, Fairm. ; GAHAN, Tr. E. Soc. 1890, p. 325.

Anaglyptus kansuensis, Kanssu, GANGLBAUER, p. 71, Hor. Ent. Ross. xxiv, n. sp.

Anastetha raripila figured ; WATERHOUSE, Aid, pl. clxxxviii, fig. 7.

Ancylistes bellus, Madagascar, GAHAN, Ann. N. H. (6) vi, p. 465, n. sp.

↓ *Anæme*, n. g. (*Monodesminæ*), for *Oeme nigrita*, Chev. ; GAHAN, Tr. E. Soc. 1890, p. 299.

Anoplistes mongolicus, Mongolia, GANGLBAUER, p. 75, Hor. Ent. Ross. xxiv, n. sp.

Anoplognathus punctulatus, Queensland, OLLIFF, Rec. Austral. Mus. xi, p. 72, pl. x, fig. 8, n. sp.

Anoplomerus, revision of the genus, with descriptions ; BELON, Ann. Soc. L. Lyon (n.s.) xxxvi, pp. 291-304.

A. buqueti, Brazil, BELON, Bull. Soc. Ent. Fr. (6) x, p. ix, n. sp.

Aphrodisium planicolle, p. 155, *cribricolle*, p. 157, Sikkim, POLL, Notes Leyd. Mus. xii, n. spp.

- Apiogaster similis*, Nyassa, GAHAN, Tr. E. Soc. 1890, p. 310, n. sp.
Aromia moschata, metamorphoses ; PLANET, Le Nat. xii, p. 97.
Arrhythmus punctatus, Madagascar, GAHAN, Ann. N. H. (6) vi, p. 461, n. sp.
Artelida pernobilis, Madagascar, POLL, Notes Leyd. Mus. xii, p. 8, n. sp.
Atossa bipartita, Borneo, RITSEMA, p. 250, Notes Leyd. Mus. xii, n. sp.
 ↓*Bangalia*, n. g., *Prosopoceridarum*, p. cxcvi, for *B. stiriaca* n. sp., Old Calabar, p. cxcvii, DUVIVIER, C.R. Ent. Belg. 1890, and Ann. Ent. Belg. xxxiv, pp. 34-36.
Batocera woodlarkiana, note on ; POLL, Notes Leyd. Mus. xii, p. 7.
B. inconspicua, New Guinea, POLL, Notes Leyd. Mus. xii, p. 5 ; *B. polli*, Ceylon, GAHAN, Ann. N. H. (6) v, p. 55, pl. vii, fig. 2 : n. spp.
Belodera genei, metamorphoses ; XAMBEU, p. 277, Rev. d'Ent. ix.
B. densevestita, E. Africa, FAIRMAIRE, p. 352, Ann. Soc. Ent. Fr. (6) x, n. sp.
Biasmia guttata, figured ; WATERHOUSE, Aid, pl. clxxxviii, fig. 3.
 ↓*Bubalotragus*, n. subg. of *Ischioplitis*, for *I. möllendorffi*, n. sp., Bismarck Archipelago ; FLACH, Wien. ent. Z. ix, p. 239, pl. iii, figs. 1-6.
Cacia signata, Ceylon, GAHAN, Ann. Nat. Hist. (6) v, p. 56, n. sp.
Calamobius filum, metamorphoses ; XAMBEU, p. 280, Rev. d'Ent. ix.
Callichroma barbiventris, Centr. Africa, BATES, P. Z. S. 1890, p. 486 ;
C. fuliginum, Abyssinia, GAHAN, Tr. E. Soc. 1890, p. 308 : n. spp.
Callidium campestris, Fald., referred to *Hesperophanes* ; GANGLBAUER, p. 65, Hor. Ent. Ross. xxiv. *C. glabratum*, Charp., metamorphoses ; XAMBEU, p. 274, Rev. d'Ent. ix.
Callipogon limoinei n. var. *kraatzi*, n. sp. (*sic*), Ecuador ; NONFRIED, S. E. Z. li, p. 19.
Cantharocnemus obockianus, Africa, FAIRMAIRE, p. 549, Ann. Soc. Ent. Fr. (6) x, n. spp.
Cartallum ebulinum, metamorphoses ; XAMBEU, Rev. d'Ent. ix, p. 58.
Cartodera, table of characters of species of ; REITTER, Wien. ent. Z. ix, pp. 243-246.
C. circassica, *umbripennis*, p. 245, *colchica*, p. 246, Caucasus, REITTER, Wien. ent. Z. ix, n. spp.
 ↓*Cedemon*, n. g., p. 462, near *Phymasterna*, for *C. tristis*, n. sp., Madagascar, p. 463 ; GAHAN, Ann. N. H. (6) vi.
Ceresium procerum, Lord Howe I., OLLIFF, Rec. Austral. Mus. p. 74, pl. x, fig. 3 ; *C. rufum*, E. India, LAMEERE, p. cxxi, C.R. Ent. Belg. 1890 ; *C. simile*, Bonin Is., GAHAN, Ann. N. H. (6) v, p. 169 : n. spp.
Cereopsius apicalis, referred to *Thermonotus* ; RITSEMA, p. 248, Notes Leyd. Mus. xii.
Ceroplesis elegans, Yemen, GESTRO, Ann. Mus. Genov. (2) vii, p. 70 ;
C. signata, E. Africa, WATERHOUSE, Ann. N. H. (6) vi, p. 108 : n. spp.
Charicsthes aruwimia, Contr. Africa, p. 489, *lætissima*, W. Africa, p. 490, BATES, P. Z. S. 1890, n. spp.
Chrysaperda collaris, figured ; WATERHOUSE, Aid, pl. clxxxviii, fig. 8.

Cladopalpus hageni, note on sexual distinctions and systematic position ; POLL, Notes Leyd. Mus. xii, p. 141.

Cleonice vestita, Th., = (*Seuthes sericatus*, Pasc.), GAHAN, p. 247, Ann. N. H. (6) vi.

Cleroclytus, cf. *Euderces*, *infrà*.

Closterus longiramis, Madagascar, GAHAN, Ann. N. H. (6) vi, p. 458 ; *C. oculatus*, p. 297, *serraticornis*, p. 298, Madagascar, GAHAN, Tr. E. Soc. 1890 : n. spp.

Clytanthus acanthocerus, Kanssu, p. 68, *obliteratus*, Mongolia, p. 70, GANGLBAUER, Hor. Ent. Ross. xxiv, n. spp.

Clytus contractifrons, Centr. Africa, BATES, P. Z. S. 1890, p. 487 ; *C. quadraticollis*, Kanssu, GANGLBAUER, p. 66, Hor. Ent. Ross. xxiv ; *C. formicoides*, *funëbris*, E. India, LAMBEERE, p. ccxii, C.R. Ent. Belg. 1890 ; *C. (Clytanthus) madoni*, Palestine, PIC, p. ccxi, Bull. Soc. Ent. Fr. 1890 : n. spp.

Celodon: note on the genus ; *C. cinereum*, Serv., = (*Hamaticherus servus*, White) ; GAHAN, Ann. N. H. (6) vi, p. 248.

Coloborhombus auricomus, Java, RITSEMA, Notes Leyd. Mus. xii, p. 247, n. sp.

Compsodorcadion tibiale, Lake Issyk-kull, p. 250, *cephalotes*, Lake Balkhach, p. 252, JAKOWLEFF, Hor. Ent. Ross. xxiv, n. spp.

Compsomera nigricollis, Mamboia, GAHAN, Tr. E. Soc. 1890, p. 305, n. sp.

Coptops quadrimaculata, Nilghiri Hills, GAHAN, Ann. N. H. (6) v, p. 57, pl. vii, fig. 3, n. sp.

√ *Cosciesthes*, n. g., *Monohammides*, near *Eutæniopsis*, for *C. porosa*, n. sp., China ; BATES, Ent. xxiii, pp. 246 & 247.

Cylindrepomus virgatus, Himalaya, GAHAN, p. 61, Ann. N. H. (6) v, n. sp.

Cyriocrates zonator, Thoms., referred to *Melanauster* ; RITSEMA, Notes Leyd. Mus. xii, p. 180.

Demcnassa dichotoma, Newm., = (*Zygocera macleayi*, Pasc.) ; BLACKBURN, Tr. R. Soc. S. Austr. xiii, p. 131.

Diadelia xfasciata, Madagascar, GAHAN, Ann. N. H. (6) vi, p. 465, n. sp.

Dichostates ? *bimaculatus*, Centr. Africa, BATES, p. 491, P. Z. S. 1890 ; *D. coquereli*, Africa, FAIRMAIRE, p. 552, Ann. Soc. Ent. Fr. (6) x : n. spp.

Didymocantha nigra, W. Australia, BLACKBURN, Tr. R. Soc. S. Austr. xiii, p. 130, n. sp.

Disterna and *Zygocera*, notes on characters of ; BLACKBURN, P. Linn. Soc. N.S.W. (2) v, p. 154.

√ *Docus*, n. g., near *Planodema*, p. 321, for *D. femoratus*, n. sp., Masailand, p. 322, pl. ix, fig. 7 ; GAHAN, Tr. E. Soc. 1890.

√ *Dolichaspis*, n. g., near *Mecaspis*, for *D. scutellata*, n. sp., Angola ; GAHAN, Tr. E. Soc. 1890, p. 306.

Dolichoprosopus maculatus, note on variation ; POLL, Notes Leyd. Mus. xii, p. 140.

Domitia anea and *viridipennis*, characters of noticed ; GAHAN, Tr. E. Soc. 1890, p. 328.

Dorcaschema nigrum, Say, habits ; HAMILTON, Canad. Ent. xxii, p. 239.

Dorycera demeusei, Congo, DUVIVIER, p. cxvii, C.R. Ent. Belg. 1890, and Ann. Ent. Belg. xxxiv, p. 26, n. sp.

Elaphidion mutatum, Cuba, Florida, GAHAN, p. 32, Ann. N. H. (6) vi, n. sp.

√ *Elasmostoma*, n. g., *Dorcadionina*, p. 73, for *E. insulana*, n. sp., Lord Howe I. ; OLLIFF, Rec. Austral. Mus. i, p. 74, pl. x, fig. 7.

Elateropsis, note on, suggesting that the white-striped forms are females of the glossy forms ; *E. fuliginosa*, Fab., = (*subpunctata*, Chev.) ; GAHAN, pp. 28 & 29, Ann. N. H. (6) vi.

E. punctata, Cuba, p. 27, *rugosa*, hab. ♀, p. 28, *scabrosa*, = (*fuliginosa*, Chev., nec Fab.), p. 29, *reticulata*, p. 30, Cuba, GAHAN, Ann. N. H. (6) vi, n. spp.

Emphræus, position noticed ; GAHAN, Tr. E. Soc. 1890, p. 313.

Enispia ? cleroides, N. India, GAHAN, pl. vii, fig. 7, p. 63, Ann. N. H. (6) v, n. sp.

Enneaphyllus rossi, Australia, BLACKBURN, Tr. R. Soc. S. Austr. xiii, p. 127, n. sp.

Ergates neomexicanus, N. America, CASEY, p. 491, Ann. N. York Ac. v, n. sp.

Erythrestes bouringii figured ; WATERHOUSE, Aid, pl. clxxxviii, fig. 1.

Euderces, Lec., = (*Cleroclytus*, Kr.) ; GANGLBAUER, p. 72, Hor. Ent. Ross. xxiv.

Eumimetes johanna, Johanna I., GAHAN, Tr. E. Soc. 1890, p. 322 ; *E. albisparvus*, Madagascar, GAHAN, Ann. N. H. (6) vi, p. 464 : n. spp.

Eunidia simplex, Nilghiri Hills, GAHAN, p. 64, Ann. N. H. (6) v, n. sp.

Euporus strangulatus n. var. *purpureipes* ; BATES, P. Z. S. 1890, p. 487.

Eurybatus inexpectatus, Java, RITSEMA, Notes Leyd. Mus. xii, p. 135, n. sp.

Exocentrus occidentalis, Chev., referred to *Sumelis*, Th. ; GAHAN, Ann. Ent. Belg. xxxiv, p. 39.

E. josephi, Congo, DUVIVIER, p. cxvii, C.R. Ent. Belg. 1890, and Ann. Ent. Belg. xxxiv, p. 38, n. sp.

Gaurotes adelpha, Sze-tschuan, GANGLBAUER, p. 47, Hor. Ent. Ross. xxiv, n. sp.

√ *Gaurotina*, n. g., near *Gaurotes*, p. 49, for *G. superba*, n. sp., Kanssu, p. 50 ; GANGLBAUER, Hor. Ent. Ross. xxiv.

√ *Geoprionus*, n. g. (*Meroscelisides*, near *Rhodocharis*), p. cxxi, for *G. syntheticus*, n. sp., Rio Janeiro, p. cxxii ; LAMEERE, C.R. Ent. Belg. 1890.

Glaucytes basalis, Madagascar, GAHAN, Ann. N. H. (6) vi, p. 462, n. sp.

Gnatholea simplex, N. India, GAHAN, Ann. N. H. (6) v, p. 53, n. sp.

Haplohammus nanus, Kanssu, GANGLBAUER, p. 81, Hor. Ent. Ross. xxiv, n. sp.

√ *Harmosternus*, n. g., near *Elateropsis*, p. 30, for *H. anthracinus*, n. sp., Cuba, p. 31 ; GAHAN, Ann. N. H. (6) vi.

√ *Hercodera*, n. g., near *Atesta*, for *H. fasciata*, n. sp., Masai-land, pl. ix, fig. 1; GAHAN, p. 302, Tr. E. Soc. 1890.

Hesthesis acutipennis figured; WATERHOUSE, Aid, pl. clxxxviii, fig. 5.

Heterogaster semifemoratum, Chev., referred to *Paroeme*, Aur.; GAHAN, p. 301, Tr. E. Soc. 1890.

√ *Hexarrhopala*, n. g., near *Apiogaster*, p. 308, for *H. apicalis*, n. sp., Nyassa, p. 309, pl. ix, figs. 3 & 3a; GAHAN, Tr. E. Soc. 1890.

√ *Hormathus*, n. g., near *Ibidion*, p. 32, for *H. cincitellus*, n. sp., St. Domingo, p. 33; GAHAN, Ann. N. H. (6) vi.

√ *Hypargyra*, n. g., near *Ionthodes*, p. 303, for *H. cribripennis*, n. sp., Mamboia, p. 304, pl. ix, fig. 2; GAHAN, Tr. E. Soc. 1890.

Hypatium splendidum, Mpwapwa, GAHAN, Tr. E. Soc. 1890, p. 306, n. sp.

Idactus spinipennis, Abyssinia, p. 311, *elliotti*, Madagascar, *maculicornis*, E. Africa, p. 312, GAHAN, Tr. E. Soc. 1890, n. spp.

√ *Imerinus*, n. g., near *Phlyctænodes*, for *I. granuliferus*, n. sp., Madagascar; GAHAN, p. 460, Ann. N. H. (6) vi.

Ischioplites, see *Bubalotragus*.

√ *Ischnorrhabda*, n. g., near *Exilia*, p. 61, for *I. macilenta*, n. sp., Sze-tschuan, p. 63; GANGLBAUER, Hor. Ent. Ross. xxiv.

√ *Ischnostrangalis*, n. subg. of *Leptura*, p. 55, for *L. (I.) semenowi*, n. sp., Sze-tschuan, p. 53; GANGLBAUER, Hor. Ent. Ross. xxiv.

Isse punctata figured; WATERHOUSE, Aid, pl. clxxxviii, fig. 2.

√ *Kunbir*, n. g., *Cleomeninarum*, for *K. telephoroides*, n. sp., E. India; LAMEERE, p. cxxiii, C.R. Ent. Belg. 1890.

Lasiopezus rufodorsatus, Obock, FAIRMAIRE, p. 551, Ann. Soc. Ent. Fr. (6) x, n. sp.

Leptura virens, n. var. *fusco-pubens*; REITTER, Deutsche e. Z. 1890, p. 164. *L. tenuis*, n. var. *signaticornis*; GANGLBAUER, Hor. Ent. Ross. xxiv, p. 52.

L. (Vadonia) atramentaria, Kanssu, GANGLBAUER, p. 59, Hor. Ent. Ross. xxiv, n. sp.

Mallocera oblita, p. clxxii, *lacordairei*, p. clxxiii, Brazil, LAMEERE, C.R. Ent. Belg. 1890, n. spp.

Malldon bituberculatum, Beauv., queried as ♀ of *maxillosum*, Dr.; GAHAN, p. 24, Ann. N. H. (6) vi.

Mallosia, table of characters of the European species; REITTER, Wien. ent. Z. ix, p. 241.

M. herminæ, p. 241, *angelicæ*, p. 242, Caucasus, REITTER, t. c., n. spp.

Massicus fryi, Borneo, GAHAN, Ann. N. H. (6) vi, p. 260, n. sp.

Mastododera nodicollis and *lateralis*, distinctions of; DOHRN, S. E. Z. li, p. 196.

M. ? simplicicollis, Madagascar, GAHAN, Ann. N. H. (6) vi, p. 462, n. sp.

Mecaspis mapanjæ, Cameroons, *femorata*, Sierra Leone, AURIVILLIUS, Ent. Tidskr. xii, p. 205; *M. mina*, Sierra Leone, GAHAN, Tr. E. Soc. 1890, p. 305 : n. spp.

Melanauster nobilis, Kanssu, GANGLBAUER, p. 82, Hor. Ent. Ross. xxiv, n. sp.

- ✓ *Metobrium*, n. g. (*Obrinae*), for *Obriacum elegans*, Fairm. ; GAHAN, Tr. E. Soc. 1890, p. 303.
- Microtragus assimilis*, p. 741, *albidus*, p. 742, *maculatus*, p. 743, Australia, BLACKBURN, P. Linn. Soc. N.S.W. (2) iv, n. spp.
- Mispila obscura*, Nilghiri Hills, GAHAN, p. 62, Ann. N. H. (6) v, n. sp.
- Monohammus æstheticus*, p. 8, *artius*, p. 9, Queensland, OLLIFF, P. Linn. Soc. N.S.W. (2) v, n. spp.
- ✓ *Morimospasma*, n. g., near *Oriathus*, p. 78, for *M. paradoxum*, n. sp., Kanssu, p. 80 ; GANGLBAUER, Hor. Ent. Ross. xxiv.
- Necydalis sericella*, Sze-tschuan, GANGLBAUER, p. 46, Hor. Ent. Ross. xxiv ; *N. barbaræ*, California, RIVERS, Ent. Am. vi, p. 112 : n. spp.
- Neocerambyx cantori*, Hope, referred to *Cerambyx* ; GAHAN, p. 249, Ann. N. H. (6) vi.
- Neodorcadion potanini*, Ordos, p. 245, *intermedium*, Gobi, p. 246, *maurum*, p. 247, *argali*, p. 249, Mongolia, JAKOWLEFF, Hor. Ent. Ross. xxiv, n. spp.
- Noëmia apicicornis*, Sumatra, RITSEMA, Notes Leyd. Mus. xii, p. 136, n. sp.
- Nothophysis barnardi*, Queensland, OLLIFF, P. Linn. Soc. N.S.W. (2) v, n. sp.
- Nupserha kirki*, E. Africa, GAHAN, Tr. E. Soc. 1890, p. 326, n. sp.
- Nyphasia fuscipennis*, Bombay, GAHAN, Ann. N. H. (6) v, p. 53, n. sp.
- Oberea infantula*, Kanssu, GANGLBAUER, p. 83, Hor. Ent. Ross. xxiv, n. sp.
- Obriacum manzonii*, Yemen, GESTRO, Ann. Mus. Genov. (2) vii, p. 68, n. sp.
- Oeax*, note on ; GAHAN, Tr. E. Soc. 1890, p. 313.
- Pachydissus similis*, E. India, GAHAN, Ann. N. H. (6) v, p. 52 ; *P. boops*, p. 128, *tatei*, p. 129, S. Australia, BLACKBURN, Tr. R. Soc. S. Austr. xiii : n. spp.
- Pachystola mimica*, Centr. Africa, BATES, P. Z. S. 1890, p. 490, n. sp.
- Pachyteria* and allies, supplement to the list of species of ; RITSEMA, Notes Leyd. Mus. xii, p. 175.
- P. calumniata*, E. India, p. 166, *diversipes*, p. 170, *similis*, p. 171, Cochin China, RITSEMA, Notes Leyd. Mus. xii ; *P. niassensis*, Nias I., GAHAN, t. c. p. 161 : n. spp.
- Paraclytus*, Bates, validity and components discussed ; GANGLBAUER, p. 71, Hor. Ent. Ross. xxiv ; *P.* (sub *Callidium*) *sexguttatum*, Ad., = (*caucasicus*, Motsch.) ; GANGLBAUER, p. 71, Hor. Ent. Ross. xxiv.
- ✓ *Parastrangalis*, n. subg. of *Leptura*, for *L. (P.) potanini*, n. sp., Kanssu ; GANGLBAUER, p. 57, Hor. Ent. Ross. xxiv.
- Paristemia calabarica*, Africa, BATES, P. Z. S. 1890, p. 488, n. sp.
- Parame verrucifer*, Centr. Africa, BATES, P. Z. S. 1890, p. 485, n. sp.
- ✓ *Pavieia*, n. g., near *Ægoidius*, p. clxxxiv, for *P. superba*, n. sp., Siam, p. clxxxv ; BROGNIART, Bull. Soc. Ent. Fr. 1890.
- ✓ *Pemptolasius*, n. g. near *Ectatosia*, p. 64, for *P. humeralis*, n. sp., Darjeeling, pl. vii, fig. 8, p. 65, GAHAN, Ann. N. H. (6) v.
- Phadinus schaufussi*, Colombia, NONFRIED, S. E. Z. li, p. 20, n. sp.

- Pharsalia proxima*, Ceylon, GAHAN, Ann. N. H. (6) v, p. 55, n. sp.
Phemone cordiger, Sumatra, RITSEMA, p. 137, Notes Leyd. Mus. xii, n. sp.
Philagathes cinctus, Thibet, LAMEERE, p. ccxiii, C.R. Ent. Belg. 1890, n. sp.
Philematium nitidipenne, Nyassa, GAHAN, Tr. E. Soc. 1890, p. 307, n. sp.
Phrynetta verrucosa, Dr., = (*melanoptera*, Th.); GAHAN, p. 33, Ann. N. H. (6) vi.
Phymasterna maculifrons, Madagascar, *obscura*, Angola, GAHAN, Tr. E. Soc. 1890, p. 318, n. spp.
Phymatodes juglandis, California, LENG, Ent. Am. vi, p. 214, n. sp.
Phytacia griseipes, Algeria, PIC, Bull. Soc. Ent. Fr. 1890, p. xci; *P. basalis*, Natal, GAHAN, Tr. E. Soc. 1890, p. 327 : n. spp.
Pidonia picta, Kanssu, GANGLBAUER, p. 51, Hor. Ent. Ross. xxiv, n. sp.
Plagionotus; table of the characters of species of; REITTER, Wien. ent. Z. ix, p. 212.
Planodes luctuosus figured; WATERHOUSE, Aid; pl. clxxxviii, fig. 9.
Platyomopsis frenchi, W. Australia, BLACKBURN, Tr. R. Soc. S. Austr. xiii, p. 132, n. sp.
Plectroscopus, n. g. near *Tennoscelis*, p. 319, for *P. bimaculatus*, n. sp., Old Calabar, p. 320, pl. ix, fig. 5, GAHAN, Tr. E. Soc. 1890.
Plocoderus ferrugineus, L., = (*nitidus*, White); GAHAN, Ann. N. H. (6) v, p. 51. *P. fucatus*, Th., *spiniornis*, Fab., *consocius*, Paso., *obesus*, Gah., notes on; *id. op. cit.* (6) vi, pp. 258 & 259.
P. emini, Trop. Africa, WATERHOUSE, Ann. N. H. (6) vi, p. 107, pl. i, fig. 3; *P. obesus* (Dup.), E. India, GAHAN, *op. cit.* (6) v, p. 51; *P. lymphaticus*, E. India, LAMEERE, p. ccx, C.R. Ent. Belg. 1890; *P. basalis*, p. 255, *gabonicus*, p. 256, *melancholicus*, W. Africa, *purpuripennis*, Natal, p. 257, GAHAN, Ann. N. H. (6) vi; n. spp.
Pogonocherus scutellaris and *ovalis*, synonymy discussed; GUILLEBEAU, Bull. Soc. Ent. Fr. (6) x, p. liv.
Polyarthron tschitscherini, Turkestan, SEMENOW, p. 225, Hor. Ent. Ross. xxiv, n. sp.
Polyzonus democraticus, E. India, LAMEERE, p. ccxi, C.R. Ent. Belg. 1890, n. sp.
Prinobius aneipennis, ♀ described; GAHAN, Ann. N. H. (6) v, p. 50.
Protopocera antennata, W. Africa, p. 313, *aspersa*, Cape of Good Hope, p. 314, *cornifrons*, Senegal, *dejeani*, Natal, p. 315, GAHAN, Tr. E. Soc. 1890, n. spp.
Prosternodes scutellatus, p. 25, *dominicensis* (Chev.), p. 26, St. Domingo, GAHAN, Ann. N. H. (6) vi, n. spp.
Psathyrus longipennis, Madagascar, GAHAN, Tr. E. Soc. 1890, p. 321, n. sp.
Purpuricenus wachanrui, vars. described; HEYDEN, Deutsche e. Z. 1890, p. 79. *P. axillaris* and *humeralis*, distinctions of; HAMILTON, Canad. Ent. xxii, p. 238.

Rhagium sycophanta, var. *latefasciatum*; MÜLLER, Z. Ent. Bresl. (n.s.), xv, p. 21.

Rhaphipodus subopacus, Nilghiri Hills, p. 48, *taprobanicus*, Ceylon, p. 49, GAHAN, Ann. N. H. (6) v, n. spp.

Rhaphuhna præusta, E. India, LAMEERE, p. ccxii, C.R. Ent. Belg. 1890, n. sp.

Rhodopsis piperata, Nilghiri Hills, p. 59, *alboplagiata*, pl. vii, fig. 5, *albo-maculata*, N. India, p. 60, GAHAN, Ann. N. H. (6) v, n. spp.

Rhytiphora rosei, N. S. Wales, OLLIFF, P. Linn. Soc. N.S.W. (2) v, p. 10, n. sp.

Rosalia lameerei, Laos, BROGNIART, Bull. Soc. Ent. Fr. 1890, p. cxxi, figured Le Nat. xii, p. 163, n. sp.

Sakuntala, n. g., *Disteniuarum*, p. ccxiii, for *S. kalidasæ*, n. sp., E. India, p. ccxiv; LAMEERE, C.R. Ent. Belg. 1890.

Solenoptera: synonymical notes on *S. bilineata*, Fab., *subcanaliculata*. White, *canaliculata*, Fab., *asteria*, Buq.; GAHAN, p. 26, Ann. N. H. (6) vi, *S. intermedia*, Colombia, GAHAN, Ann. N. H. (6) vi, p. 27, n. sp.

Sobarus poggei, ♀ described; BATES, P. Z. S. 1890, p. 484.

Soridus, n. g., for *Xylorrhiza biapicata*, Chev.; GAHAN, Tr. E. Soc. 1890, p. 324.

Spherion paucispinum, p. clxx, *diabolicum*, p. clxxi, *detritum*, p. clxxii, Brazil, LAMEERE, C.R. Ent. Belg. 1890, n. spp.

Stathmodera, n. g., *Pterocoptinæ*, for *S. lineata*, p. 324, pl. ix, fig. 8, *auricornis*, p. 325, Sierra Leone, n. spp.; GAHAN, Tr. E. Soc. 1890.

Stenodontes chevrolati, Cuba, GAHAN, Ann. N. H. (6) vi, p. 23, n. sp.

Stenosoma apicalis, Madagascar, GAHAN, Ann. N. H. (6) vi, p. 464, n. sp.

Stenias albicollis, pl. vii, fig. 6, p. 61, India, *maculiceps*, Ceylon, p. 62, GAHAN, Ann. N. H. (6) v, n. spp.

Stibara suturalis, E. India, GAHAN, p. 65, Ann. N. H. (6) v, n. sp.

Sticis, n. g., near *Velleda*, p. 310, for *S. punctata*, n. sp., E. Africa, p. 311; GAHAN, Tr. E. Soc. 1890.

Stizocera armata, Serv., synonymical note; LAMEERE, p. clxx, C.R. Ent. Belg. 1890.

Symphyletes modestus, S. Australia, BLACKBURN, Tr. R. Soc. S. Austr. xiii, p. 131, n. sp.

Taurotagus gristus, Guér., note on; GAHAN, Ann. N. H. (6) vi, p. 248.

T. subauratus, Abyssinia, GAHAN, Ann. N. H. (6) vi, p. 247; *T. brevipennis*, Sierra Leone, GAHAN, Tr. E. Soc. 1890, p. 301: n. spp.

Tereticus antennalis, Madagascar, GAHAN, Ann. N. H. (6) vi, p. 459, n. sp.

Thermonotus pasteuri, Nias I., RITSEMA, Notes Leyd. Mus. xii, p. 248, n. sp.

Thylactus insignis, W. Africa, GAHAN, p. 320, pl. ix, fig. 6, Tr. E. Soc. 1890, n. sp.

T. simulans dorsalis, pl. vii, fig. 4, N. India, GAHAN, p. 58, Ann. N. H. (6) v, n. spp.

Tithoes arabicus, male described; FAIRMAIRE, p. 550, Ann. Soc. Ent. Fr. (6) x.

Toxotus: table of characters of the Palearctic species; REITTER, Wien. ent. Z. ix, p. 249.

Tragocephala lemarineli, Congo, DUVIVIER, p. cxvii, C.R. Ent. Belg. 1890, and Ann. Ent. Belg. xxxiv, p. 32, n. sp.

Tragosoma spiculum, New Mexico, *pilosicornis*, California, CASEY, p. 492, Ann. N. York Ac. v, n. sp.

Tritocosma atricilla, Newm., = (*digglesi*, Pasc.), BLACKBURN, p. 1273, P. Linn. Soc. N.S.W. (2) iv. *T. digglesi* figured; WATERHOUSE, Aid, pl. clxxxviii, fig. 6.

Vesperus strepens, larva described; MAYET, Bull. Soc. Ent. Fr. 1890, p. clxxxix.

Volumnia leucomelana, Centr. Africa, BATES, P. Z. S. 1890, p. 492, n. sp.

Xoanodera regularis, N. India, GAHAN, Ann. N. H. (6) v, p. 52, n. sp.

Xylotrechus hamptoni, Nilghiri Hills, GAHAN, Ann. N. H. (6) v, p. 54, pl. vii, fig. 1, n. sp.

Xystrocera chalybeata, Nyassa, GAHAN, Tr. E. Soc. 1890, p. 299, n. sp.

Zatrephus spinosus, Singapore, p. clxxxiii, *nebulosus*, Saïgon, p. clxxxiv, BROGNIART, Bull. Soc. Ent. Fr. 1890, n. spp.

Zonopterus flavitarsis, varietal note; RITSEMA, Notes Leyd. Mus. xii, p. 174.

CHRYSOMELIDÆ.

[*Cf.* ALLARD (5, 6), BALLION (26), BALY (27, 28), BLACKBURN (60, 61, 62, 66), BRENSKE (88), DUVIVIER (197, 198, 199, 200), FAIRMAIRE (238, 239), GRABER (321), HEYDEN (360), JACOBY (317, 394, 395, 396, 397, 398), LEFÈVRE (479, 480), REITTER (644, 648, 657), SCHNEIDER (746), SCUDDER (754), STIERLIN (834), WEISE (900, 902, 903, 905).]

Notes on the habits of many N. American species; BEUTENMÜLLER, Ent. Am. vi, pp. 175-178.

Abirus globicollis, Banka I., LEFÈVRE, Notes Leyd. Mus. xii, p. 183, n. sp.

Acrocrypta variabilis, Philippines, DUVIVIER, C.R. Ent. Belg. 1890, p. cxliv, n. sp.

Acrothinium violaceum, Tenasserim, JACOBY, Ann. Mus. Genov. (2) vii, p. 180, n. sp.

Adorium japonicum, n. var. *cæruleum*; SCHÖNFELDT, Ent. Nachr. xvi, p. 173.

Adoxinia, n. g., between *Adoxus* and *Pseudocolaspis*, for *A. spinipes*, n. sp. Turcomania; REITTER, p. 128, Verh. Ver. Brünn, xxvii.

Ædionychis assinica, W. Africa, ALLARD, p. 557, Ann. Soc. Ent. Fr. (6) x, n. sp.

Aenidea apicalis, Nias I., JACOBY, Ann. Mus. Genov. (2) vii, p. 286, pl. iv, fig. 12, n. sp.

Æthonea murrayi, Baly, = (*variabilis*, Jac.); BALY, Ent. M. M. (2) i, p. 14.

Agbalus puncticollis, p. 205, *hogeï*, Mexico, *tenebrosus*, Panama, p. 206, JACOBY, Biol. Centr. Am. Col. vi (1), Supp. n. spp.

Alethaxius semiviridis, p. 225, *pubicollis*, p. 226, Mexico, JACOBY, Biol. Centr. Am. Col. vi (1) Supp., n. spp.

Allochroma fruhstorferi, St. Catharina, JACOBY, Ent. M. M. (2) i, p. 45, n. sp.

Amplipalpa lata, S. America, DUVIVIER, p. xxxix, C.R. Ent. Belg. 1890, n. sp.

✓ *Anidania*, n. g., near *Adoxius*, p. 127, for *A. rubripes*, n. sp., Askhabad, p. 128; REITTER, Verh. Ver. Brünn, xxvii.

Anidania (sub *Pseudocolaspis*) *luctuosa*, Solsky, = (*rubripes*, Reitt.); REITTER, Wien. ent. Z. ix, p. 14.

Antipha puncticollis, p. 221, *concolor*, p. 222, *birmanica*, p. 223, Burma, JACOBY, Ann. Mus. Genov. (2) vii; *A. nigrofasciata*, pl. ii, fig. 6, *bipartita*, fig. 5, p. 196, *A. ? elongata*, p. 197, China, JACOBY, Ent. xxiii; *A. vari-pennis*, pl. ii, fig. 7, *flaviventris*, China, JACOBY, p. 214, Ent. xxiii : n. spp.

Aoria chinensis, China, JACOBY, Ent. xxiii, p. 114, n. sp.

✓ *Aphilenia*, n. g., near *Tomyris*, p. 129, for *A. interrupta*, *ornata*, n. spp., Turkestan, p. 130; WEISE, Verh. Ver. Brünn, xxvii.

Aphthona attica, Greece, WEISE, Wien. ent. Z. ix, p. 113; *A. varipes*, China, JACOBY, Ent. xxiii, p. 161; *A. ferruginea*, *convexa*, W. Africa, ALLARD, p. 557, Ann. Soc. Ent. Fr. (6) x : n. spp.

✓ *Aphthonella*, n. g., near *Aphthonoides*, p. 204, for *A. bhamoensis*, n. sp., Burma, p. 205; JACOBY, Ann. Mus. Genov. (2) vii.

Argopus levipennis, Jac., figured; Ann. Mus. Genov. (2) vii, pl. iv, fig. 6.

A. indicus, Burma, JACOBY, Ann. Mus. Genov. (2) vii, p. 194, n. sp.

Asbecesta violacea, Cuba, ALLARD, p. lxxxvii, C.R. Ent. Belg. 1890, n. sp.

✓ *Ateratocerus*, n. g., near *Calomela*, for *A. intricatus*, n. sp., N. S. Wales; BLACKBURN, p. 357, P. Linn. Soc. N.S.W. (2) v.

Aulacophora analis, Web., var. = (*australis*, Blkn.); BLACKBURN, p. 1273, P. Linn. Soc. N.S.W. (2) iv. *A. olivieri*, Baly, = (*australis*, Blk.) ; BLACKBURN, p. 359, P. Linn. Soc. N.S.W. (2) v.

A. richmondensis, N. S. Wales, BLACKBURN, P. Linn. Soc. N.S.W. (2) v, p. 360; *A. bivittata*, New Ireland, ALLARD, p. lxxxix, C.R. Ent. Belg. 1890 : n. spp.

Aulexis tibialis, Burma, JACOBY, Ann. Mus. Genov. (2) vii, p. 167, n. sp.

Bonesia balyi, Burma, JACOBY, Ann. Mus. Genov. (2) vii, p. 206, n. sp.

✓ *Brachyphora*, n. g., *Galerucinae*, near *Zermyla*, for *B. nigrovittata*, n. sp., China, pl. ii, fig. 12; JACOBY, Ent. xxiii, p. 195.

Callipepla viridipennis, Moreton Bay, ALLARD, p. lxxxv, C.R. Ent. Belg. 1890, n. sp.

Calomela eyrei, S. Australia, p. 155, *flavescens*, N. S. Wales, p. 358, BLACKBURN, P. Linn. Soc. N.S.W. (2) v, n. spp.

Candezea (sub *Monolepta*) *irregularis*, Rits., = (*inconstans*, Duv.) ; DUVIVIER, p. xxxvii, C.R. Ent. Belg. 1890.

C. fea, Tenasserim, JACOBY, Ann. Mus. Genov. (2) vii, p. 233 ; *C. sculpta*, Queensland, BLACKBURN, P. Linn. Soc. N.S.W. (2) v, p. 365 : n. spp.

Cassida undecimpunctata, n. var. *undecimguttata* ; REITTER, Wien. ent. Z. ix, p. 265.

C. elevata, Ordubad, REITTER, Deutsche e. Z. 1890, p. 175 ; *C. suberosa*, Transcaspian region, WEISE, p. 132, Verh. Ver. Brünn, xxvii ; *C. conicollis*, Mongolia, WEISE, p. 487, Hor. Ent. Ross. xxiv ; *C. (Chelysida) nitidula*, Turkestan, WEISE, Deutsche e. Z. 1890, p. 367 : n. spp.

Cephaloleia ornata, p. xxxvii, *balyi*, p. xxxviii, S. America, DUVIVIER, C.R. Ent. Belg. 1890, n. spp.

Cerotrus, = (*Auicera*) ; JACOBY, Ann. Mus. Genov. (2) vii, p. 237.

C. apicalis, Burma, JACOBY, Ann. Mus. Genov. (2) vii, p. 236, n. sp.

Chotocnema longula, Caucasus, WEISE, Wien. ent. Z. ix, p. 111 ; *C. subcostata*, Burma, JACOBY, Ann. Mus. Genov. (2) vii, p. 203 ; *C. gestroi*, Nias I., *id. t. c.* p. 283 : n. spp.

Chalcoides : forcipes of numerous species figured ; WEISE, Deutsche e. Z. 1890, p. 287, pl. ii, figs. 23-29. *C. aurata*, var., = (*nigricoxis*, All.) ; WEISE, Wien. ent. Z. ix, p. 111. *C. picipes*, Weise, note on ; JACOBY, Ent. xxiii, p. 162.

Chalcolampira rustica, W. Australia, BLACKBURN, Tr. R. Soc. S. Austr. xiii, n. sp.

√ *Chalcolema*, n. g. (*Crioceridae*, ?), p. 84, for *C. foveicollis*, n. sp., China, p. 85, pl. i, fig. 1 ; JACOBY, Ent. xxiii.

Chalcomela sloanei, N. S. Wales, BLACKBURN, p. 356, P. Linn. Soc. N.S.W. (2) v, n. sp.

Chalcofana emarginata, Guatemala, *nigritarsis*, Panama, p. 229, *quadricostata*, Guatemala, *brevicollis*, p. 230, *dimidiaticornis*, p. 231, Mexico, JACOBY, Biol. Centr. Am. Col. vi (1) Supp., n. spp.

Chalcofplacis fulvitaris, Panama, p. 188, *mexicanus*, Acapulco, p. 189, JACOBY, Biol. Centr. Am. Col. vi (1) Supp., n. spp.

Charidea, Baly, = (*Allophyla*, Weise), and *C. fortunei*, = (*A. aurora*) ; JACOBY, Ent. xxiii, p. 216.

Charistena bangalana, Congo, DUVIVIER, p. cxcvii, C.R. Ent. Belg. 1890, and Ann. Ent. Belg. xxxiv, p. 42 ; *C. bergi*, Buenos Ayres, *id.* p. xl, C.R. Ent. Belg. 1890 : n. spp.

Chloropterus lefevrei, Ordubad, REITTER, Wien. ent. Z. ix, p. 198, n. sp.

Choris pubicollis, Mexico, JACOBY, p. 216, pl. xl, fig. 20, Biol. Centr. Am. Col. vi (1) Supp., n. sp.

Chrysochures asiatica, n. var. *virens* ; WEISE, Deutsche e. Z. 1890, p. 366.

Chrysodina cyanipennis, Mexico, p. 184, *fulvicornis*, p. 185, *nana*, Mexico, *pusilla*, Panama, p. 186, *vicina*, Mexico, *atroviolacea*, Panama, p. 187, *C. (?) granulata*, Mexico, p. 188, JACOBY, Biol. Centr. Am. Col. vi (1) Supp., n. spp.

Chrysolampira curvipes, Burma, JACOBY, Ann. Mus. Genov. (2) vii, p. 161, n. sp.

Chrysomela, food-plants of species of, in France ; PUTON, Rev. d'Ent. ix, pp. 113 & 349. *C. lichenis*, n. var. *hopffgarteni* ; WEISE, Deutsche e. Z. 1890, p. 30.

C. reuleauxi, Naples, BRENSKE, Ent. Nachr. xvi, p. 14 ; *C. fuscipes*, Chingan, *saccarum*, Turkestan, WEISE, p. 479, Hor. Ent. Ross. xxiv ; *C. turanica*, Turcomania, REITTER, p. 131, Verh. Ver. Brünn, xxvii ; *C. bella*, China, JACOBY, Ent. xxiii, p. 253 : n. spp.

Chithoneis suturalis, Duv., = (*suturalis*, All.), *bivittata*, Baly, = (*univittata*, All.) ; Baly, Ent. M. M. (2) i, p. 14.

Cleorina fulvipes, Celebes, LEFÈVRE, Notes Leyd. Mus. xii, p. 186 ; *C. lefevrei*, China, JACOBY, Ent. xxiii, p. 116 : n. spp.

Clytra atraphaxidis, n. var. *punctata* ; WEISE, p. 477, Hor. Ent. Ross. xxiv.

Cœlænomodera femorata, tristicula, coccinea, Madagascar, FAIRMAIRE, Bull. Soc. Ent. Fr. 1890, p. cciii, n. spp.

Colaspis impressa var., = (*laticollis*, Jac.), *compta*, Lef., = (*godmani*, Jac.) ; JACOBY, p. 222, Biol. Centr. Am. Col. vi (1) Supp.

C. sculpta, Panama, p. 223, *subænea*, Guatemala, *inconspicua*, Panama and S. America, *yucatanæ*, Temax, p. 224, JACOBY, Biol. Centr. Am. Col. vi (1) Supp., n. spp.

Colaspoides igneicollis, fœæ, p. 185, *levicollis*, p. 186, *pallidula*, p. 187, Tenasserim and Burma, JACOBY, Ann. Mus. Genov. (2) vii ; *C. venusta, ciliatipes*, Sumatra, LEFÈVRE, Notes Leyd. Mus. xii, p. 188 ; *C. lefevrei*, Nias Is., JACOBY, Ann. Mus. Genov. (2) vii, p. 280 : n. spp.

Colasposoma transversicollis, p. 176, *multipunctatum*, p. 177, *capitatum*, p. 178, Burma, JACOBY, Ann. Mus. Genov. (2) vii, n. spp.

Coptocephala gebleri, n. var. *ruficeps* ; WEISE, Deutsche e. Z. 1890, p. 363.

Corynodes schwaneri, Borneo, LEFÈVRE, Notes Leyd. Mus. xii, p. 187 ; *C. bengalensis*, E. India, DUVIVIER, p. cxliii, C.R. Ent. Belg. 1890 ; *C. P fulvicollis*, Burma, JACOBY, Ann. Mus. Genov. (2) vii, p. 183 : n. spp.

Cneorane elegans var. = (*violaceipennis* var.), *fulvicollis* = (*crassicornis*, Fairm.) ; Baly, Ent. M. M. (2) i, p. 14. *C. femoralis*, Jac., = (*de la touchi*, Fairm.) ; JACOBY, Ent. xxiii, p. 193.

C. fulvicornis, Tenasserim, JACOBY, Ann. Mus. Genov. (2) vii, p. 209 ; *C. apicicornis*, p. 166, *abdominalis*, p. 167, China, JACOBY, Ent. xxiii : n. spp.

Coytiera costata, Mexico, JACOBY, p. 215, Biol. Centr. Am. Col. vi (1) Supp., n. sp.

Crepidodera : *forcipes* of *transversa, impressa, ferruginea* figured ; WEISE, Deutsche e. Z. 1890, p. 287, pl. ii, figs. 18-20. *C. obscuritarsis*, Motsch., note on ; JACOBY, Ent. xxiii, p. 162.

C. norica, Laibach, WEISE, Deutsche e. Z. 1890, p. 24 ; *C. levicollis, bivittata*, p. 555, *viridimicans*, p. 556, W. Africa, ALLARD, Ann. Soc. Ent. Fr. (6) x : n. spp.

Crioceris seminigra, Burma, JACOBY, Ann. Mus. Genov. (2) vii, p. 153, n. sp.

Cryptocephalus ulustus, Turkestan, WEISE, Deutsche e. Z. 1890, p. 364 ;

C. monilis, Mongolia, WEISE, p. 478, Hor. Ent. Ross. xxiv ; *C. rectipennis*, *nigrolimbatus*, pl. i, fig. 6, p. 87, *festivus*, fig. 4, *flavopictus*, fig. 5, p. 88, *discoidalis*, p. 89, China, JACOBY, Ent. xxiii ; *C. birmanicus*, p. 159, *unifasciatus*, p. 161, Burma, JACOBY, Ann. Mus. Genov. (2) vii ; *C. kerremansi*, Zanzibar, DUVIVIER, C.R. Ent. Belg. 1890, p. cxlii : n. spp.

Cynorta melanocephala, Burma, JACOBY, Ann. Mus. Genov. (2) vii, p. 220, n. sp.

Demotina balyi, Tenasserim, JACOBY, p. 168, Ann. Mus. Genov. (2) vii, n. sp.

Derocrepis rufipes, *sodalis*, *forcipes* figured ; WEISE, Deutsche e. Z. 1890, p. 287, pl. ii, figs. 16 & 17.

Diabrotica: a number of new names proposed for species incorrectly named by Baly ; GAHAN, P. E. Soc. 1890, p. xliii. *D. 12-punctata*, larva described ; WEBSTER, Ins. Life, iii, p. 150.

D. testaceicollis, p. 9, *mediofasciata*, *bisecta*, p. 14, Amazons, *decaspila*, p. 16, *adornata*, p. 17, Cayenne, *ianthe*, Ecuador, p. 18, *octopustulata* = (*latevittata*, Baly, *olim*), Amazons, *rugulipennis*, Colombia, p. 19, *fowleri*, *bilineata*, Brazil, p. 20, *piceo-picta*, Upper Amazons, p. 25, *confluenta*, Ecuador, p. 26, *pauperata*, Bahia, p. 27, *germari*, Colombia, p. 29, *reedii*, Bahia, p. 33, *transversa*, St. Catharine, p. 34, *kraatzii*, p. 35, *gothami*, p. 37, Ecuador, *luteopustulata*, p. 43, *curvipustulata*, p. 44, Colombia, *apicipennis*, *atrosignata*, p. 46, *sedata*, p. 48, Brazil, *simulata*, p. 50, *proximans*, Amazons, *brevicornis*, Cayenne, p. 51, *nalis*, p. 52, *weisei*, p. 53, Brazil, *facialis*, Colombia, *oroensis*, p. 54, *brevivittata*, Cayenne, *cavicornis*, p. 55, *kirbyi*, p. 57, Brazil, *trifoveolata*, Amazons, p. 58, *piceo-signata*, p. 61, *meyeri*, Brazil, *diversicornis*, Upper Amazons, p. 63, *rugulosa*, Brazil, p. 64, *nigroscutata* = (*scutellata*, B., *olim*), Brazil, p. 65, *reitteri*, Colombia, p. 66, *submarginata*, p. 67, *emorsitans*, p. 68, Brazil, *nigrostriata*, p. 69, *prasino-marginata*, p. 71, Colombia, *oculata*, *piceomarginata*, Brazil, p. 72, *piceolimbata*, Upper Amazons, p. 73, *schaufussi*, Bolivia, p. 74, *flavofulva*, Cayenne, p. 75, *fulvescens*, Peru, *atriceps*, Bogota, p. 76, *lutescens*, Brazil, p. 77, *assignata*, p. 78, *tibialis*, Cayenne, *fulveola*, Amazons, p. 79, *pallenscens*, p. 80, *bartleti*, Upper Amazons, *fauveli*, Brazil, p. 81, *atriscutata*, Amazons, p. 82, *crenulata*, Ecuador, p. 83, *chloris*, Upper Amazons, p. 84, *diversicolor*, Ecuador, p. 86, BALY, Tr. E. Soc. 1890, n. spp.

Diorhabda rybakowi, Mongolia, WEISE, p. 484, Hor. Ent. Ross. xxiv ; *D. brevicornis*, Burma, JACOBY, Ann. Mus. Genov. (2) vii, p. 214 : n. spp.

Dioryctus nigripennis, China, JACOBY, Ent. xxiii, p. 89 ; *D. variabilis*, China, JACOBY, Ent. xxiii, p. 114 : n. spp.

Disonycha collaris, Fab., habits and metamorphoses ; MURTFELDT, p. 76, Bull. Dep. Agr. Ent. xxii.

Donacia aquatica, L., metamorphoses ; XAMBEU, p. 283, Rev. d'Ent. ix.

D. longicornis, China, JACOBY, Ent. xxiii, p. 84, pl. i, fig. 2, n. sp.

Dorydeu (?) *indica*, p. 231, *basalis*, p. 232, Burma, JACOBY, Ann. Mus. Genov. (2) vii, n. spp.

Doryida, Baly, characters emended ; BALY, Ent. M. M. (2) i, p. 12.

D. nigripennis, *tarsalis*, Siam, BALY, Ent. M. M. (2) i, p. 12 ; *D. flava*,

Nepal, *ferruginea*, Philippines, ALLARD, p. xciii, C.R. Ent. Belg. 1890 : n. spp.

Emathea violaceipennis, Burma, BALY, Ent. M. M. (2) i, p. 12, n. sp.

Enneamera apicalis, Burma, JACOBY, Ann. Mus. Genov. (2) vii, p. 200, n. sp.

Entomoscelis adonidis, larva described ; LESNE, p. 177, Ann. Soc. Ent. Fr. (6) x.

Ephyrcæ exigua, *isthmica*, pl. xl, fig. 19, Panama, JACOBY, p. 214, Biol. Centr. Am. Col. vi (1) Supp., n. spp.

Epitrix pubescens, *atropæ*, forcipes figured ; WEISE, Deutsche e. Z. 1890, p. 287, pl. ii, figs. 21 & 22. *E. pubescens*, variation noticed ; WEISE, Wien. ent. Z. ix, p. 111.

Eryxia grandis, *gracilipes*, Aden, LEFÈVRE, Bull. Soc. Ent. Fr. (6) x, p. lvii, n. spp.

Eucycla varipes, Jac., referred to *Sphæroderma*, JACOBY, p. 193, Ann. Mus. Genov. (2) vii.

Euphrytus pallipes, *intermedius*, p. 207, *varipennis*, p. 208, *fulvicornis*, *umbrosus*, *varicornis*, *pallidus*, pl. xl, fig. 13, p. 209, *nigritarsis*, *elongatus*, fig. 14, *humeralis*, fig. 15, p. 210, *apicicornis*, fig. 16, *E. (?) semirugosus*, p. 211, *rugosus*, fig. 17, p. 212, Mexico, JACOBY, Biol. Centr. Am. Col. vi (1) Supp., n. spp.

Eustetha nigropunctata, Fairm., note on, with figure ; JACOBY, Ent. xxiii, p. 193, pl. ii, fig. 4.

Fidia tibialis, Mexico, JACOBY, p. 232, Biol. Centr. Am. Col. vi (1) Supp., n. sp.

Galeruca (Adimonia) griseo-villosa, p. 165, *G. chinensis*, p. 166, China, JACOBY, Ent. xxiii, n. spp.

Galerucella, forcipes of numerous species figured ; WEISE, Deutsche e. Z. 1890, p. 287, pl. ii, figs. 8-15.

G. sericella, Obock, FAIRMAIRE, p. 553, Ann. Soc. Ent. Fr. (6) x ; *G. melancholica*, Tenasserim, JACOBY, Ann. Mus. Genov. (2) vii, p. 213 ; *G. marginicollis*, N. Guinea, ALLARD, p. xci, C.R. Ent. Belg. 1890 : n. spp.

Galerucida nigrimembris, Fairm., referred to *Galerucella* ; JACOBY, Ent. xxiii, p. 217.

Gastroidea analis, Bosnia, REITTER, Deutsche e. Z. 1890, p. 396, n. sp.

Gynandrophthalma lævicollis, *fulveola*, China, JACOBY, Ent. xxiii, p. 86 ; *G. divisa*, p. 156, *sexmaculata*, p. 157, Burma, JACOBY, Ann. Mus. Genov. (2) vii : n. spp.

Haltica ignita, Ill., varietal note ; HAMILTON, Canad. Ent. xxii, p. 242.

H. (Graptodera) foveicollis, Burma, JACOBY, Ann. Mus. Genov. (2) vii, p. 190, n. sp.

Hapatotrius fulvicollis, Amazons, JACOBY, Ent. M. M. (2) i, p. 67, n. sp.

✓ *Haplosomoides*, n. g., near *Haplosoma*, for *Rhaphidopalpa serena*, Boh., and *Pseudocophora plicata*, All. ; DUVIVIER, p. xxxiv, C.R. Ent. Belg. 1890.

Haplosonyx sumatræ, Web., characters of sexes ; DUVIVIER, C.R. Ent. Belg. 1890, p. xxxvi.

H. sublaevicollis, Tenasserim, JACOBY, Ann. Mus. Genov. (2) vii, p. 219, n. sp.

Hespera sericea, Weise, characters, p. 162, figure, pl. i, fig. 11; JACOBY, Ent. xxiii.

Heteraspis hauseri, Turkestan, WEISE, Deutsche e. Z. 1890, p. 365; *H. quadrifasciata*, p. 171, *clypeata, variegata*, p. 172, Burma, JACOBY, Ann. Mus. Genov. (2) vii; *H. igneipennis*, Timor, LEPÈVRE, Notes Leyd. Mus. xii, p. 182: n. spp.

Homophylla surinamensis, Gansee, DUVIVIER, p. cxlvi, C.R. Ent. Belg. 1890, n. sp.

Hoplostines, n. g., *Sermylites*, for *H. viridipennis*, n. sp., N. S. Wales; BLACKBURN, P. Linn. Soc. N.S.W. (2) v, p. 361.

Hyphasis feae, p. 196, *limbatipennis, unicolor*, p. 197, *femorales*, p. 198, Burma, JACOBY, Ann. Mus. Genov. (2) vii, n. spp.

Imolia nigrofasciata figured, Ann. Mus. Genov. (2) vii, pl. iv, fig. 7.

Ischryolampra panamensis, Tolé, JACOBY, p. 204, pl. xl, fig. 12, Biol. Centr. Am. Col. vi (1) Supp., n. sp.

Lamprosoma bugabense, Panama, p. 173, *imitans*, p. 174, *aureolimbatum*, Mexico, p. 175, *dubiosum*, Panama, *femoratum*, p. 176, *juvencum*, p. 177, Mexico, *ovulum*, Guatemala, *pusillum*, Panama, *intermedium*, Mexico, p. 178, *chiriquense, opacicolle*, p. 179, *angustatum*, Panama, *constrictum, unicolor*, Guatemala, p. 180, *aterrinum*, Nicaragua, *atro-violaceum*, Panama, p. 181, *verrepacis*, Guatemala, *punctifrons*, Panama, p. 182, JACOBY, Biol. Centr. Am. Col. vi (1) Supp., n. spp.

Lamprospheerulus submetallicus, Panama, *variabilis*, Guatemala, p. 191, *semipurpureus*, Panama, *plumbeus*, Mexico, p. 192, JACOBY, Biol. Centr. Am. Col. vi (1) Supp., n. spp.

Lema hoffmannseggi, metamorphoses; XAMBEU, p. 285, Rev. d'Ent. ix.

L. chinensis, China, JACOBY, Ent. xxiii, p. 85; *L. rugifrons*, p. 151, *semifulva*, p. 152, Burma, *modiglianii*, Nias I., p. 278, pl. iv, fig. 1, JACOBY, Ann. Mus. Genov. (2) vii: n. spp.

Leptarthra dohrni, Baly, = (*grandipennis*, Fairm.); JACOBY, Ent. xxiii, p. 194.

L. intermedia, China, JACOBY, Ent. xxiii, p. 194, n. sp.

Lina, embryology of; GRABER (321).

Liroëtès leechi, fulvipennis, pl. ii, fig. 2, China, JACOBY, Ent. xxiii, p. 215, n. spp.

Lochmaea birmanica, Bhamo, JACOBY, Ann. Mus. Genov. (2) vii, p. 215, n. sp.

Longitarsus linnæi, n. var. *scrutator*; WEISE, Wien. ent. Z. ix, p. 115.

L. pubescens, Swanetia, p. 114, *truncatellus*, Athens, *emarginatus*, Syria, p. 115, *brachypterus*, Araxes Valley, p. 116, WEISE, Wien. ent. Z. ix, n. spp.

Luperocnemus, Fairm., characters of, referred to *Halticinae*; JACOBY, Ent. xxiii, p. 161.

Luperodes præustus, sexual distinctions; JACOBY, Ent. xxiii, p. 163.

L. bipartitus, China, JACOBY, Ent. xxiii, p. 163; *L. duodecim-maculata, piceicollis*, Burma, JACOBY, Ann. Mus. Genov. (2) vii, p. 212: n. spp.

- Luperus capito*, Weise, var. described; JACOBY, Ent. xxiii, p. 165.
- L. rhenanus*, Laufenburg, STIERLIN, MT. Schw. ent. Ges. viii, p. 251; *L. pratti*, p. 164, *biplagiatus*, p. 165, pl. ii, fig. 10, China, JACOBY, Ent. xxiii; *L. marginalis*, Falkland Is., ALLARD, p. xci, C.R. Ent. Belg. 1890: n. spp.
- Lypsthes ater*, Motsch., = (*Talmonus farinosus*, Fairm.); JACOBY, Ent. xxiii, p. 115.
- Malacosoma flavipes* and *luteicollis*, notes on; BALLION, Soc. Ent. v, p. 25.
- Malaxia alluaudi*, W. Africa, ALLARD, p. 558, Ann. Soc. Ent. Fr. (6) x, n. sp.
- Malegia turkestanica*, Dhisak, REITTER, Wien. ent. Z. ix, p. 198, n. sp.
- Melasoma maculicollis*, China, JACOBY, Ent. xxiii, p. 117, n. sp.
- Melitonoma indica*, *affine*, Burma, JACOBY, Ann. Mus. Genov. (2) vii, p. 158, n. spp.
- Menippus dimidiaticornis*, Burma, JACOBY, Ann. Mus. Genov. (2) vii, p. 218; *M. elegans*, p. 362, *quadrimotatus*, p. 363, Australia, BLACKBURN, P. Linn. Soc. N.S.W. (2) v: n. spp.
- Mesodonta lurida*, Sierra Leone, ALLARD, p. xc, C.R. Ent. Belg. 1890, n. sp.
- Metaxyonycha hirsuta*, pl. xl, fig. 22, p. 217, *panamensis*, fig. 23, Panama, *variolosa*, Mexico, p. 218, JACOBY, Biol. Centr. Am. Col. vi (1) Supp., n. spp.
- Metriotes metallicus*, Ecuador, JACOBY, Ent. M. M. (2) i, p. 68, n. sp.
- Mimastrites*, tabulation of the genera; ALLARD, p. lxxxvi, C.R. Ent. Belg. 1890.
- Mimastra* = (*Brachita*, All.); ALLARD, p. lxxx, C.R. Ent. Belg. 1890. Characters of *Mimastra*, with tabulation of the species; ALLARD, pp. lxxxii-lxxxiv, C.R. Ent. Belg. 1890.
- M. gracilicornis*, p. 210, *polita*, p. 211, Burma, JACOBY, Ann. Mus. Genov. (2) vii; *M. platteeuwi*, Sumatra, DUVIVIER, C.R. Ent. Belg. 1890, p. xxxiii: n. spp.
- Monolepta maculosa*, E. India, ALLARD, p. xcii, C.R. Ent. Belg. 1890; *M. lecchi*, China, JACOBY, Ent. xxiii, p. 216; *M. clypeata*, p. 225, *multimaculata*, p. 226, *orientalis*, p. 227, *albofasciata modesta*, p. 228, *flavo-fasciata*, p. 229, Burma, JACOBY, Ann. Mus. Genov. (2) vii; *M. rosea*, p. 364, *nigricornis*, p. 365, Australia, BLACKBURN, P. Linn. Soc. N.S.W. (2) v: n. spp.
- Morphosphæsa (sic) impunctata*, island of Visaya, ALLARD, p. lxxxix, C.R. Ent. Belg. 1890, n. sp.
- √ *Nephus*, n. g., near *Nodostoma*, p. 165, for *N. femoratus*, n. sp., Burma, p. 166; JACOBY, Ann. Mus. Genov. (2) vii.
- Neorupilia stirlingi*, Adelaide, BLACKBURN, p. 1274, P. Linn. Soc. N.S.W. (2) iv, n. sp.
- √ *Niasia*, n. g. (*Galerucidæ*), for *N. difformis*, n. sp., Nias I., pl. iv, fig. 9, JACOBY, Ann. Mus. Genov. (2) vii.

Noda thoracica, Jac., referred to *Spintherophyta*, and is the same as *S. cyanea*, Lef. ; JACOBY, p. 193, Biol. Centr. Am. Col. vi (1) Supp.

Noda imitans, *opacicollis*, Mexico, p. 194, *chontalensis*, Nicaragua, p. 195, *sinuata elongata*, p. 196, *fulvicornis*, *basalis*, p. 197, *placida*, *metallica*, p. 198, *plumbea*, Mexico, *parvula*, Panama, p. 199, *cyanella*, *acutangula*, p. 200, Mexico, *hondurensis*, Rio Sarstoon, *obliterata*, Mexico, p. 201, *ovata*, Panama, *bella*, p. 202, *congregata*, p. 203, Mexico, JACOBY, Biol. Centr. Am. Col. vi (1) Supp., n. spp.

Nodostoma lenkorana, Caspian Sea, REITTER, Deutsche e. Z. 1890, p. 164 ; *N. orientale*, pl. i, fig. 7, *gibbosum*, China, JACOBY, Ent. xxiii, p. 115 ; *N. biplagiatum*, p. 162, *nigrofasciatum*, p. 163, *subcostatum*, p. 164, Burma, JACOBY, Ann. Mus. Genov. (2) vii : n. spp.

Nonarthra nigriceps, Weise, figure pl. ii, fig. 1, variation p. 163 ; JACOBY, Ent. xxiii.

Ochralea divisa, Burma, JACOBY, Ann. Mus. Genov. (2) vii, p. 230, n. sp.

Octogonotes apicicornis, Brazil, JACOBY, Ent. M. M. (2) i, p. 46, n. sp.

Edionychis birmanica, Burma, JACOBY, Ann. Mus. Genov. (2) vii, p. 199, n. sp.

Oides servittata, Duv., = (*quinquelineata*, Jac.) ; DUVIVIER, p. xxxvi, C.R. Ent. Belg. 1890.

Oomorplus mexicanus, Mexico, *hirtipes*, Panama, JACOBY, p. 183, Biol. Centr. Am. Col. vi (1) Supp., n. spp.

† *Orthea*, n. g. (group 16, Chp.), for *O. viridipennis*, n. sp., Tenasserim, p. 202, JACOBY, Ann. Mus. Genov. (2) vii.

Pagria aeneicollis, Java, LEFÈVRE, Notes Leyd. Mus. xii, p. 181, n. sp.

Paracadmus luctuosus, Chp., = (*lucifugus*, Baly) ; BLACKBURN, Tr. R. Soc. S. Austr. xiii, p. 135.

P. maculatus, Australia, BLACKBURN, Tr. R. Soc. S. Austr. xiii, p. 135, n. sp.

Paropsides maculicollis, China, JACOBY, Ent. xxiii, p. 118, n. sp.

Paropsis gibbosa, S. Australia, *insularis*, Kangaroo I., p. 139, *nitidissima*, p. 140, *meyricki* (*hemisphaerica*, Chp., var. ?), p. 141, *mimula*, Australia, *confusa*, Kangaroo I., p. 142, *aenea*, p. 143, *froggatti*, p. 145, Australia, BLACKBURN, Tr. R. Soc. S. Austr. xiii, n. spp.

Peribleptus metallicus, Bogota, p. 45, *ecuadoriensis*, Ecuador, p. 46, JACOBY, Ent. M. M. (2) i, n. spp.

Phædon (*Sternoplatys*) *longulus*, Turkestan, WEISE, p. 480, Hor. Ent. Ross. xxiv, n. sp.

Phædra chapuisi, p. 189, *abdominalis*, Panama, *brevicornis*, Nicaragua, p. 190, JACOBY, Biol. Centr. Am. Col. vi (1) Supp., n. spp.

‡ *Phola*, n. g., near *Prasocuris*, for *P. keyserlingi*, n. sp., Sze-tschuan ; WEISE, p. 482, Hor. Ent. Ross. xxiv.

Phyllobrotica, note on its composition ; ALLARD, p. lxxxix, C.R. Ent. Belg. 1890. *P. elegans*, Kr., = (*trimaculata*, Ball.) ; KRAATZ, Soc. Ent. v, p. 45, but BALLION demurs, t. c. p. 129.

P. trimaculata, Tiflis, BALLION, Soc. Ent. iii, p. 33, n. sp.

Phyllodecta : forcipes of numerous species figured ; WEISE, Deutsche e. Z. 1890, p. 287, pl. ii (iii) figs. 1-7.

Phyllodecta polaris, Arctic Norway, SCHNEIDER, Tromsø, Mus. Aarsh. xii, p. 73 ; *P. multipunctata*, China, JACOBY, Ent. xxiii, p. 118 : n. spp.

Phyllotreta : forcipes of numerous species figured ; WEISE, Deutsche e. Z. 1890, p. 287, pl. i, figs. 17-25.

P. denticornis, fucata, S. Russia, WEISE, Wien. ent. Z. ix, p. 112 ; *P. australis*, S. Australia, BLACKBURN, Tr. R. Soc. S. Austr. xiii, p. 146 : n. spp.

Phytodecta 13-maculata, Jac., = (*Paropsides nigrosparus*, Fairm.) ; JACOBY, Ent. xxiii, p. 118.

P. chrysomeloides, Burma, JACOBY, Ann. Mus. Genov. (2) vii, p. 189 ; *P. flavo-plagiata*, China, JACOBY, Ent. xxiii, p. 117, pl. i, fig. 8 : n. spp.

Phytorus assimilis, p. 184, *pallidus*, p. 185, Borneo, LEFÈVRE, Notes Leyd. Mus. xii, n. spp.

Plagiodera marginipennis, Tenasserim, JACOBY, Ann. Mus. Genov. (2) vii, p. 188, n. sp.

Platyxantha gracilis, Burma, JACOBY, Ann. Mus. Genov. (2) vii, p. 234, n. sp.

Polyoptilus gracilis, robustus, S. Australia, BLACKBURN, p. 134, Tr. R. Soc. S. Austr. xiii, n. spp.

Prasyptera basalis, fasciata, Borneo, ALLARD, p. xci, C.R. Ent. Belg. 1890, n. spp.

Prionodera limbata, Mexico, JACOBY, p. 219, pl. xl, fig. 24, Biol. Centr. Am. Col. vi (1) Supp., n. sp.

Prionopleura erudita, p. 136, *suturalis*, p. 137, S. Australia, BLACKBURN, Tr. R. Soc. S. Austr. xiii, n. spp.

Promecosoma flohri, pl. xl, fig. 25, p. 219, *suturale*, p. 220, Mexico, JACOBY, Biol. Centr. Am. Col. vi (1) Supp., n. spp.

√*Pseudochoris*, n. g. (*Iphimeinae*, near *Euphrytus*), for *P. fulvicollis*, n. sp., Mexico, pl. xl, fig. 18 ; JACOBY, p. 213, Biol. Centr. Am. Col. vi (1) Supp.

Pseudocolaspis sarvadensis, Solsky, referred to *Adoxinia*, Reitt. ; REITTER, p. 14, Wien. ent. Z. ix.

P. insignis, p. 182, *lansbergi*, p. 183, Somali-land, LEFÈVRE, Notes Leyd. Mus. xii, n. spp.

Pseudocophora flavescens, Baly, = (*flava*, Allard) ; BALY, Ent. M. M. (2) i, p. 14.

P. birmanica, Tenasserim, JACOBY, Ann. Mus. Genov. (2) vii, p. 208, n. sp.

Pseudodera bifasciata, Tenasserim, JACOBY, Ann. Mus. Genov. (2) vii, p. 200, n. sp.

Psylliodes (Semicnema) parallela, Turkestan, WEISE, Deutsche e. Z. 1890, p. 366, n. sp.

Pyropida sumptuosa, Baly, var. figured ; Ann. Mus. Genov. (2) vii, pl. iv, fig. 3.

Rhabdoptera picipes, *prætextata*, notes on; HAMILTON, *Canad. Ent.* xxii, p. 241.

Rhabdopterus fulvus, Panama, JACOBY, p. 227, *Biol. Centr. Am. Col.* vi (1) Supp., n. sp.

Rhembastus flavidus, W. Africa, LEFÈVRE, *Notes Leyd. Mus.* xii, p. 186, n. sp.

Rhinotmetus nigrolimbatus, Brazil, JACOBY, *Ent. M. M.* (2) i, p. 67, n. sp.

Rhyparida bimaculata, Burma, JACOBY, *Ann. Mus. Genov.* (2) vii, p. 174;

R. armata, Sumatra, JACOBY, *Ann. Mus. Genov.* (2) vii, p. 281 : n. spp.

Sagra brevipes, Tenasserim, p. 148, *multipunctata*, Burma, p. 149, JACOBY, *Ann. Mus. Genov.* (2) vii, n. spp.

Sastroides birmanica, Bhamo, JACOBY, *Ann. Mus. Genov.* (2) vii, p. 217, n. sp.

Sebaethe cinctipennis, Liu Kiu Is., WEISE, *Ent. Nachr.* xvi, p. 174 ; *S. africana*, Assinia, ALLARD, p. 557, *Ann. Soc. Ent. Fr.* (6) x : n. spp.

Sepharis frontalis, Kashmir, JACOBY, *Ent.* xxiii, p. 254, n. sp.

Solenia (Euphyma) indica, Tenasserim, JACOBY, *Ann. Mus. Genov.* (2) vii, p. 235, n. sp.

Spheroderma piceicollis, Burma, p. 191, *biplagiata*, Tenasserim, p. 192, JACOBY, *Ann. Mus. Genov.* (2) vii, n. spp.

Spherophysa (?) piceicollis, Burma, JACOBY, p. 195, *Ann. Mus. Genov.* (2) vii, n. sp.

Sphenoraia cyanea, India, ALLARD, p. xcii, *C.R. Ent. Belg.* 1890 ; *S. duodecimmaculata*, Burma, JACOBY, p. 219, *Ann. Mus. Genov.* (2) vii ; *S. cupreata*, China, JACOBY, *Ent.* xxiii, p. 193 : n. spp.

Spintherophyta violacea, Mexico, JACOBY, p. 204, *Biol. Centr. Am. Col.* vi (1) Supp., n. sp.

↓ *Stethidea*, n. g. (*Galerucinae*), type *Doryida balyi*, Duv. ; BALY, *Ent. M. M.* (2) i, p. 13.

Stethotes fulvilabris, N. Guinea, *longimana*, Waigiou, LEFÈVRE, *Notes Leyd. Mus.* xii, p. 186, n. spp.

Strobiderus aequatorialis, Sierra Leone, ALLARD, p. xcii, *C.R. Ent. Belg.* 1890, n. sp.

∧ *Taphinella*, n. g. (*Galerucinae*), for *T. nigripennis*, n. sp., Burma; JACOBY, p. 224, *Ann. Mus. Genov.* (2) vii.

T. longicornis, China, JACOBY, *Ent.* xxiii, p. 194, n. sp.

Temnaspis humeralis, China, JACOBY, *Ent.* xxiii, p. 86, pl. i, fig. 3 ; *T. nigripennis*, Burma, JACOBY, *Ann. Mus. Genov.* (2) vii, p. 155 : n. spp.

∧ *Therses*, n. g. (*Iphimeinae*, near *Euphrytus*), for *T. nigricollis*, p. 212, *ochripes*, p. 213, n. spp., Mexico ; JACOBY, *Biol. Centr. Am. Col.* vi (1) Supp.

↓ *Thootes*, n. g. (near *Xanthonia*), p. 231, for *T. glabratus*, n. sp., Mexico, p. 23 ; JACOBY, *Biol. Centr. Am. Col.* vi (1) Supp.

Thrasygoeus maculicollis, Brazil, JACOBY, *Ent. M. M.* (2) i, p. 68, n. sp.

Thyamis (Longitarsus) nigripes, *nervosa*, W. Africa, ALLARD, p. 556, *Ann. Soc. Ent. Fr.* (6) x, n. spp.

Timarcha interstitialis, metamorphoses ; XAMBEU, *Le Nat.* xii, p. 193.

Trichidea, n. g., *Galerucina*, near *Strobiderus* and *Syoplia*, p. 13, for *T. bowringii*, Hong Kong, p. 13, *mouhoti*, Siam, p. 14, n. spp.; BALY, Ent. M. M. (2) 1.

Trirhabda tomentosa, larva described; BEUTENMÜLLER, Canad. Ent. xxii, p. 36.

Tymnes metasternalis, chrysis, notes on; HAMILTON, Canad. Ent. xxii, pp. 239 & 240.

Xenomela fausti, Tschaar-tasch, WEISE, Deutsche e. Z. 1890, p. 23, n. sp.

Xiphispa centrolineata, lugubris, Madagascar, FAIRMAIRE, p. cciii, Bull. Soc. Ent. Fr. 1890, n. sp.

Zeteticus bifasciatus, Peru, JACOBY, Ent. M. M. (2) 1, p. 47, n. sp.

LANGURIIDÆ, EROTYLIDÆ.

[Cf. FOWLER (277), GORHAM (319), REITTER (648).]

Coptengis sheppardi and *pascoi*, colour variation in; GORHAM, Notes Leyd. Mus. xii, p. 130.

Episcapha xanthopustulata, Sumatra, GORHAM, Notes Leyd. Mus. xii, p. 47, n. sp.

Languria mozardi, life-history; WEED, Bull. Ohio Exp. Station (2) iii, p. 235. *L. mozardi* and *gracilis*, habits of larvæ; CHITTENDEN, Ins. Life, ii, p. 346.

L. ochripennis, Malacca, FOWLER, Ent. M. M. (2) i, p. 107, n. sp.

Megalodacne fasciata, larva described; BEUTENMÜLLER, p. 317, Psyche, v.

Orestia arcuata, forceps figured; WEISE, Deutsche e. Z. 1890, p. 287, pl. ii, fig. 30.

Triplax carpathica, Carpathians, REITTER, Deutsche e. Z. 1890, p. 388, n. sp.

ENDOMYCHIDÆ.

[Cf. BLACKBURN (62), GORHAM (317), REITTER (648).]

Alexia algerica, Philippeville, REITTER, Deutsche e. Z. 1890, p. 167, n. sp.

Ephebus piceus, Guatemala, pl. viii, fig. 1, p. 131, *chontalesianus*, Nicaragua, fig. 2, p. 132, GORHAM, Biol. Centr. Am. Col. vii, n. spp.

Epopterus ocellatus var. figured, pl. vii, fig. 19, Biol. Centr. Am. Col. vii.

E. comptus, pl. vii, fig. 20, *scalaris*, fig. 21, Nicaragua, p. 130, *pantherinus*, Panama, fig. 22, p. 131, GORHAM, Biol. Centr. Am. Col. vii, n. spp.

Mycella clavicornis, N. S. Wales, BLACKBURN, p. 366, P. Linn. Soc. N.S.W. (2) v, n. sp.

Rhymbus limbatus, figured, pl. viii, fig. 12; Biol. Centr. Am. Col. vii.

R. piceus, Panama, pl. viii, fig. 13, p. 143, *fibulatus*, Mexico, *vestitus*, Panama, p. 144, GORHAM, Biol. Centr. Am. Col. vii, n. spp.

Stenotarsus circumdatus, pl. vii, fig. 25, *globosus*, pl. viii, fig. 6, *angustulus*, pl. vii, fig. 23, *claviger*, pl. viii, fig. 10, *maculicollis*, fig. 11, figured; Biol. Centr. Am. Col. vii.

S. cordatus, pl. viii, fig. 4, p. 134, *nigricans*, p. 135, *discipennis*, fig. 5, Guatemala, *thoracicus*, p. 136, *tarsalis*, p. 137, Mexico, *oblongulus*, Guatemala, fig. 7, *panamanus*, fig. 8, p. 138, *cuprivestis*, Panama, *lemniscatus*, Guatemala, p. 139, *smithi*, Mexico, fig. 9, p. 140, *exiguus*, Guatemala, p. 141, GORHAM, Biol. Centr. Am. Col. vii, n. spp.

† *Systacheu*, n. g. (near *Stenotarsus*), p. 132, for *S. cyanoptera*, pl. vii, fig. 24, *championi*, pl. viii, fig. 3, n. spp., Panama, p. 133; GORHAM, Biol. Centr. Am. Col. vii.

COCCINELLIDÆ.

[*Cf.* BLACKBURN (60, 64), FAIRMAIRE (476), REITTER (648), SEMENOW (770), WEISE (900, 901).]

Chilocorus baileyi, Australia, BLACKBURN, p. 1275, P. Linn. Soc. N.S.W. (2) iv, n. sp.

Coccidula conferta, Paskau, *lithophiloides*, Ordubad, REITTER, Deutsche e. Z. 1890, p. 176, n. sp.

Coccinella nova-zealandica figured; KOEBELE, Bull. Dep. Agric. Ent. xxi, p. 25.

C. elegantula, Mongolia, WEISE, p. 487, Hor. Ent. Ross. xxiv, n. sp.

Epilachna discincta, Honduras, WEISE, Deutsche e. Z. 1890, p. 21, n. sp.

Eriopsis latepicta, Patagonia, FAIRMAIRE, N. Arch. Mus. (3) i, p. 135, n. sp.

Hyperaspis erythrocephala, Fab., referred to *Oxynychus*, Lec.; WEISE, p. 489, Hor. Ent. Ross. xxiv.

Ithone degenerata, Kundshut, SEMENOW, p. 226, Hor. Ent. Ross. xxiv, n. sp.

✓ *Niteta*, n. g., near *Sticholotis*, p. 21, for *N. 14-punctata*, Manilla, *12-punctata*, Borneo, p. 22: WEISE, Deutsche e. Z. 1890.

Novius ruber, Australia, BLACKBURN, Tr. R. Soc. S. Austr. xii, p. 148, n. sp.

Oxynychus alexandrae, Mongolia, WEISE, p. 488, Hor. Ent. Ross. xxiv, n. sp.

Rhizobius ventralis, Er., = (*Scymnus restitutor*, Shp.); KOEBELE, Bull. Dep. Agric. Ent. xxi, p. 14, note.

Scymnus (Pullus) mongolicus, p. 490, Mongolia, *S. obsoletus*, Amdo, p. 491, WEISE, Hor. Ent. Ross. xxiv, n. spp.

Vedalia cardinalis, habits in Australia; KOEBELE, Bull. Dep. Agric. Ent. xxi.

CORYLOPHIDÆ.

[*Cf.* MATTHEWS (516).]

Corylophus reitteri, Corfu, MATTHEWS, Wien. ent. Z. ix, p. 151, n. sp.

Rhyphobius obtusus, Sicily, MATTHEWS, Wien. ent. Z. ix, p. 152, n. sp.

Sucium marseullii, France, MATTHEWS, Wien. ent. Z. ix, p. 151, n. sp.

Sericoderus brevicornis, Europe?, MATTHEWS, Wien. ent. Z. ix, p. 151, n. sp.

(B.) *HYMENOPTERA.*

Remarks on Fourcroy's and Geoffroy's nomenclature of *Hymenoptera* ;
DALLA TORRE, Wien. ent. Z. ix, p. 141.

New signs for distinguishing the sexes proposed by DALLA TORRE,
Wien. ent. Z. ix, p. 97.

Fossil *Hymenoptera* ; SCUDDER (754).

Preparation of *Hymenoptera* ; KRIECHBAUMER (455).

Note on hairy eyes ; HOWARD (382).

ACULEATA.

[Cf. ANDRÉ (8, 9), ASHMEAD (13), BEYER (52), BORRIES (74), BRUYANT (98), CAMERON (110, 111, 317), CARLET (117, 118), CARRIÈRE (120, 121), COCKERELL (139), COVILLE (154), ÉMERY (221, 222, 223, 224, 225), FOREL (272, 274, 275, 276), FOX (279, 280), HANDLIRSCH (349), HÄRTER (352), HOFFER (369), KOHL (437, 438), KONOW (439), MAGRETTI (504), MARCHAL (508), MAYR (520), MEUNIER (529, 530, 531), MORAWITZ (554, 555), PÉREZ (599, 600, 601), RADOŠKOWSKI (629, 630), ROBERTSON (706), SAUNDERS (721, 722, 723), SCHLETTERER (735, 737), SCUDDER (754), VERHOEFF (859), WASMANN (881, 882), WESENBERG-LUND (906).]

Development of sting ; BEYER (52).

Catalogue of British *Hymenoptera Aculeata* ; SAUNDERS (721):

AFIDÆ.

Geographical distribution of bees ; PÉREZ (601). Geographical distribution of bees of S.W. France ; PÉREZ (600).

Statistics, &c., as to colour of collecting-apparatus of bees ; PÉREZ (599).

Agapostemon cæruleus, Colorado, ASHMEAD, Bull. Col. Ass. i, p. 7, n. sp.

Andrena; tongue described and figured ; SAUNDERS, J. L. S. xxiii, p. 418, pl. iv, figs. 1-3. *A. trimmerana* var. = (*rosæ*, Pz.) ; PERKINS, Ent. M. M. (2) i, p. 206.

A. meliloti, *salicis*, pp. 322 & 384, *denticornis*, p. 323, *fischeri*, pp. 324 & 384, Germany, *pectoraloides*, p. 384, *germanica*, p. 385, Crefeld, VERHOEFF, Ent. Nachr. xvi, n. spp.

Anthidium : tongue described and figured ; SAUNDERS, J. L. S. xxiii, p. 425, pl. viii, figs. 5-7:

A. orizabæ, n. n. for *atriventre*, Sm., *indescriptum*, n. n. for *cognatum*, Sm., DALLA-TORRE, Wien. ent. Z. ix, p. 139 ; *A. brevisculum*, S.W. France, PÉREZ, p. 190, Act. Soc. L. Bord. xlv ; *A. atriceps*, Kanssu,

MORAWITZ, p. 373, Hor. Ent. Ross. xxiv; *A. mandibulare*, p. 230, *funereum*, p. 231, Chili, SCHLETTERER, Ent. Nachr. xvi : n. spp.

Anthophora: tongue described and figured; SAUNDERS, J. L. S. xxiii, p. 428, pl. ix, figs. 7-9. *A. parietina*: nests, biology, anatomy; WESENBERG-LUND, Ent. Med. ii, pp. 99-120, pl. ii.

A. potanini, Kanssu, p. 353, *mongolica*, S. Mongolia, p. 354, MORAWITZ, Hor. Ent. Ross. xxiv; *A. grisea*, Chili, SCHLETTERER, Ent. Nachr. xvi, p. 234 : n. spp.

Apathus elatus and *Bombus*, their relations; COVILLE, P. E. Soc. Wash. i, p. 200.

Apis: structure of sting and poison glands, secretion of wax; CARLET (117, 118): tongue described and figured; SAUNDERS, J. L. S. xxiii, p. 430, pl. x, figs. 7 & 8.

Bombus, tongue figured; SAUNDERS, J. L. S. xxiii, pl. x, figs. 4-6. *Bombus*, habits of species of; COVILLE (154). *B. lapidarius*, &c., habits, food of larvæ; HÄRTER (352). *B. calidus*, p. 503, *melanurus*, p. 504, *portschinskyi*, p. 505, male characters of; RADOSZKOWSKI, Hor. Ent. Ross. xxiv. *B. pennsylvanicus* and *americanorum*, characters of; *Apathus elatus* is ♂ of latter; ROBERTSON, Ent. News, i, pp. 39-41. *B. agrorum*, *variabilis*, *mucidus* var. *mollis*, *pomorum*, var. *elegans*, *alticola*, *rajellus*, *pygmaeus*, characters and variation of in Switzerland; FREY-GESSNER, MT. Schw. ent. Ges. viii, pp. 183-194.

B. columbicus, n. n. for *flavifrons*, Sm.; *trinominatus*, n. n. for *modestus*, Sm.; *secundus*, n. n. for *montivagus*, Sm. 1879, nec Sm. 1878; *radoszkowskyi*, n. n. for *perplexus*, Rad.; *chinensis*, n. n. for *rufocinctus*, Mor.; *japonicus*, n. n. for *terminalis*, Sm. 1873, nec Sm. 1870; *emiliae*, n. n. for *thoracicus*, Rad; DALLA-TORRE, Wien. ent. Z. ix, p. 139. *B. araraticus*, Mount Ararat, RADOSZKOWSKI, p. 502, Hor. Ent. Ross. xxiv; *B. kalinowskii*, Korea, RADOSZKOWSKI, p. 229, t. c.; *B. pyrosoma*, p. 349, *potanini*, p. 350, *linguarius*, p. 351, Kanssu, MORAWITZ, Hor. Ent. Ross. xxiv; *B. ecuadorius*, Ecuador, MEUNIER, J. Sci. Lisb. (2) ii, p. 66 : n. spp.

Calliopsis citripes, Colorado, ASHMEAD, Bull. Col. Ass. i, p. 5, n. sp.

Ceratina flavopicta, Kanssu, MORAWITZ, p. 356, Hor. Ent. Ross. xxiv; *C. congoensis*, Africa, MEUNIER, p. cci, Bull. Soc. Ent. Fr. 1890 : n. spp.

Chalicodoma muraria, embryology of; CARRIÈRE (120, 121).

Chelostoma, tongue described and figured; SAUNDERS, J. L. S. xxiii, p. 426, pl. vii, figs. 1-3.

C. incertum, S.W. France, PÉREZ, Act. Soc. L. Bord. xlv, p. 189; *C. orientale*, Araxes Valley, SCHLETTERER, Ent. Nachr. xvi, p. 236 : n. spp.

Cilissa, tongue described and figured; SAUNDERS, J. L. S. xxiii, p. 419, pl. iv, figs. 4-6.

C. albihirta, p. 5, *nigrihirta*, *erythrogaster*, *trizonata*, p. 6, Colorado, ASHMEAD, Bull. Col. Ass. i, n. spp.

Calioxys, tongue described and figured; SAUNDERS, J. L. S. xxiii, p. 424, pl. vi, figs. 4-6. *C. latefasciata*, ♀ described; MORAWITZ, p. 374, Hor. Ent. Ross. xxiv.

C. pergandei, Chili, SCHLETTERER, Ent. Nachr. xvi, p. 225 ; *C. dolichos*, Florida, FOX, Ent. News, i, p. 107 : n. spp.

Colletes, tongue described and figured ; SAUNDERS, J. L. S. xxiii, p. 415, pl. iii, figs. 1 & 2. *C. daviesana*, n. var. *signata* ; VERHOEFF, Ent. Nachr. xvi, p. 334.

Crocisa crassicornis, Mongolia, MORAWITZ, p. 369, Hor. Ent. Ross. xxiv, n. sp.

Dasygoda, the genus and species described at length ; SCHLETTERER, B. E. Z. xxxv, pp. 11-56. *D. discincta* = (*eutoni*, Saund.) ; *id. t. c.* p. 41.

Dasygoda, tongue described and figured ; SAUNDERS, J. L. S. xxiii, p. 420, pl. v, figs. 1-3.

D. frieseana, Balkan penins., p. 42, *thomsoni*, Europe, p. 52, *longigena*, Asia Minor, p. 55, SCHLETTERER, *t. c.* ; *D. mlokosewitszi*, Mount Ararat, RADOSZKOWSKI, p. 506, Hor. Ent. Ross. xxiv : n. spp.

Dufourea, tongue described ; SAUNDERS, J. L. S. xxiii, p. 421.

D. metallica, Sze-tschuan, MORAWITZ, p. 359, Hor. Ent. Ross. xxiv, n. sp.

Epeolus, tongue described and figured ; SAUNDERS, J. L. S. xxiii, p. 423, pl. vii, figs. 7 & 8.

Eucera, tongue described and figured ; SAUNDERS, J. L. S. xxiii, pl. ix, figs. 1-3.

E. (Tetralonia) placens, Chili, SCHLETTERER, Ent. Nachr. xvi, p. 233, n. sp.

Halictoides clavicus, Mongolia, p. 360, *montanus*, Sze-tschuan, p. 361, MORAWITZ, Hor. Ent. Ross. xxiv, n. spp.

Halictus, tongue described and figured ; SAUNDERS, J. L. S. xxiii, p. 418, pl. iii, figs. 9-11. *H. rubicundus*, habits ; FRANCIS, P. Bristol Soc. vi, p. 213.

H. rhenanus, Germany, VERHOEFF, Ent. Nachr. xvi, p. 325 ; *H. upinensis*, Kanssu, p. 363, *nodicornis*, Mongolia, p. 364, *resplendens*, p. 365, *olivaceus*, p. 366, Kanssu, *laticeps*, Sze-tschuan, p. 367, *confluens*, Kanssu, p. 368, MORAWITZ, Hor. Ent. Ross. xxiv ; *H. forbesii*, *pectinatus*, p. 315, *nelumbonis*, *4-maculatus*, *gracilis*, p. 316, *palustris*, *ressonii*, *albipennis*, p. 317, *tegularis*, p. 318, N. America, ROBERTSON, Tr. Am. Ent. Soc. xvii : n. spp.

Heriades rubicola, S. W. France, PÉREZ, Act. Soc. L. Bord. xlv, p. 190, n. sp.

Hylæus mongolicus, p. 376, *potanini*, p. 378, *viduus*, p. 380, Mongolia, *indistinctus*, p. 382, *nigrocallosus*, p. 383, *medialis*, p. 384, Sze-tschuan, MORAWITZ, Hor. Ent. Ross. xxiv, n. spp.

Macropis, tongue described and figured ; SAUNDERS, J. L. S. xxiii, p. 419, pl. iv, figs. 7-9.

Megachile, tongue described and figured ; SAUNDERS, J. L. S. xxiii, pl. viii, figs. 1 & 2.

M. buyssoni, p. 190, *pyranæa*, *deceptorica*, p. 192, S. W. France, PÉREZ, Act. Soc. L. Bord. xlv ; *M. koreensis*, Korea, RADOSZKOWSKI, p. 230, Hor. Ent. Ross. xxiv ; *M. mongolica*, Ta-wan, MORAWITZ, p. 372, *t. c.* ; *M. erinacea*, p. 227, *gasperinii*, p. 228, Chili, SCHLETTERER, Ent. Nachr. xvi : n. spp.

Nomada, tongue described and figured ; SAUNDERS, J. L. S. xxiii, p. 422, pl. vi, figs. 1-3.

N. hirsuta, Germany, VERHOEFF, Ent. Nachr. xvi, p. 326, n. sp.

Osmia, tongue described and figured ; SAUNDERS, J. L. S. xxiii, p. 426, pl. vii, figs. 4-6 : period of appearance in Algeria and in France ; NICOLAS, CR. Ass. Fr. Sci. xviii, 1, p. 314, and 2, pp. 564-570.

Osmia medanæ, Damascus, p. 541, *doriæ*, p. 542, Lebanon, MAGRETTI, Ann. Mus. Genov. (2) ix ; *O. chinensis*, Kanssu, MORAWITZ, p. 371, Hor. Ent. Ross. xxiv : n. spp.

Panurginus nitidulus, p. 357, *picipes*, p. 358, Sze-tschan, MORAWITZ, Hor. Ent. Ross. xxiv, n. spp.

Panurgus, tongue described and figured ; SAUNDERS, J. L. S. xxiii, p. 420, pl. v, figs. 4-6.

P. rufocinctus, Colorado, ASHMEAD, Bull. Col. Ass. i, p. 4, n. sp.

Parevaspis erythros, W. Africa, MEUNIER, Bull. Ent. Ital. xxi, p. 115, n. sp.

Prosopis, tongue described and figured ; SAUNDERS, J. L. S. xxiii, p. 416, pl. iii, figs. 3-5.

P. damascena, Syria, MAGRETTI, Ann. Mus. Genov. (2) ix, p. 537 ; *P. nelumbonis*, N. America, ROBERTSON, Tr. Am. Ent. Soc. xvii, p. 318 : n. spp.

Psithyrus, tongue described and figured ; SAUNDERS, J. L. S. xxiii, p. 430, pl. x, figs. 1-3,

Rophites, tongue described ; SAUNDERS, J. L. S. xxiii, p. 421.

¹*Sabulicola*, n. g. (*Acutilingua*), pp. 328 & 386, for *S. cirsi*, n. sp., Nor-derney I., p. 329 ; VERHOEFF, Ent. Nachr. xvi.

Saropoda, tongue figured ; SAUNDERS, J. L. S. xxiii, pl. ix, figs. 4-6.

Sphecodes, tongue described and figured ; SAUNDERS, J. L. S. xxiii, p. 417, pl. iii, figs. 6-8. *S. gibbus*, habits, &c. ; MARCHAL (508).

Stelis japonica, Japan, CAMERON, p. 19, Mem. Soc. Manch. (4) ii, n. sp.

Xylocopa frontalis, n. var. *quadrimaculata* ; MEUNIER, J. Sci. Lisb. (2) ii, p. 64.

VESPIDÆ.

Odynerus crassicornis, habits ; LANCELEVÉE, Bull. Soc. Elbeuf. 1889, p. 50. *O. parietum*, varietal note ; VERHOEFF, Ent. Nachr. xvi, p. 334.

O. kalinowskii, Korea, RADOSZKOWSKI, p. 231, Hor. Ent. Ross. xxiv, n. sp.

Polybia sp., nest noticed ; LUCAS, p. xcvi, Bull. Soc. Ent. Fr. 1890.

Rhynchium seuli, Korea, RADOSZKOWSKI, p. 231, Hor. Ent. Ross. xxiv, n. sp.

Vespa, notes on the male characters of the European species ; KONOW, Soc. Ent. iv, p. 151, &c. *V. crabro*, colossal nest of ; Ent. Tidskr. xi, p. 18.

CRABRONIDÆ.

Ammophila occipitalis, p. 583, *ruficollis*, p. 586, Transcaspian region, MORAWITZ, Hor. Ent. Ross. xxiv; *A. buddha*, p. 94, *orientalis*, p. 96, *vischu*, p. 98, *hirticeps*, p. 99, *violaceipennis*, p. 100, E. India, CAMERON, Mem. Soc. Manch. (4) ii : n. spp.

Ammoplanus (?) *columbianus*, N. America, KOHL, p. 61, Ann. Hofmuseum Wien, v, n. sp.

Anthophilus desertorum, Transcaspian region, MORAWITZ, p. 607, Hor. Ent. Ross. xxiv, n. sp.

Aphilanthops quadrinotatus, Colorado, ASHMEAD, Bull. Col. Ass. i, p. 7; *A. marginipennis*, pl. vii, fig. 1, p. 105, *punctifrons*, fig. 2, p. 106, Mexico, CAMERON, Biol. Centr. Am. Hym. ii : n. spp.

Aporus lugubris, Bonn, VERHOEFF, Ent. Nachr. xvi, pp. 327 & 382, n. sp.

Astata maculifrons, p. 149, *argenteofacialis*, *nigricans*, p. 151, E. India, CAMERON, Mem. Soc. Manch. (4) ii; *A. albobillosa*, Guatemala, p. 65, pl. v, fig. 3, *apicipennis*, fig. 1, p. 66, *tinctipennis*, p. 67, *kohli*, fig. 2, p. 68, *alpestris*, fig. 4, p. 69, Mexico, CAMERON, Biol. Centr. Am. Hym. ii : n. spp.

Bembex multipicta, pl. vi, fig. 18, ♂ organ, fig. 17, description, p. 100, *monodonta*, figs. 20 & 2a, *nubilipennis*, fig. 19, figured; CAMERON, Biol. Centr. Am. Hym. ii.

Bembidula, monograph of; HANDLIRSCH, SB. Ak. Wien. xcvi, pp. 473-503. *B. discisa*, pl. vi, figs. 12 & 13, p. 95, *variegata*, fig. 14, p. 96, *burmeisteri*, fig. 15, p. 96, redescribed; CAMERON, Biol. Centr. Am. Hym. ii.

B. micans, S. Brazil, p. 477, *odontophora*, Peru, p. 482, *diodonta*, Mexico, p. 484, *mendica*, Argentine Rep., p. 490, *viduata*, Huastec, p. 491, *insidiatrix*, p. 494, *capnoptera*, p. 497, *fodiens*, p. 499, N. America, *burmeisteri*, p. 500, America, HANDLIRSCH, SB. Ak. Wien. xcvi, n. spp.

Cemonus unicolor, F., habits, &c.; BROGNIART, Bull. Soc. Ent. Fr. 1890, p. xciv, and LABOULBÈNE, t. c. p. cv.

Cerceris: numerous synonymical and bibliographical notes in supplement to Schletterer's monograph; DALLA-TORRE, Wien. ent. Z. ix, pp. 199-202 & 204. *C. dichroa*, n. n. for *bicolor*, Cresson; *smithii*, n. n. for *bicornuta*, Sm., nec Guerin; *nevadensis*, n. n. for *elegans*, Cresson, nec Evers; *provancheri*, n. n. for *insignis*, Prov., nec K.; DALLA-TORRE, Wien. ent. Z. ix, pp. 199-201 & 204. *C. binodis* noticed, p. 107, figured, pl. vii, fig. 3, *tolteca*, fig. 4, p. 109, *maximiliani*, fig. 6, p. 111, *otomia*, fig. 10, *mexicana*, fig. 12, *huasteca*, fig. 13, *semipetiolata*, fig. 14, p. 118, *subpetiolata*, fig. 18, p. 120, *imperialis*, fig. 21, p. 122, *esau*, pl. viii, fig. 1, p. 124, *acolhua*, fig. 2, *azteca*, *tepaneca*, fig. 6, p. 125, *bicornuta*, fig. 8, figures of and notes on; CAMERON, Biol. Centr. Am. Hym. ii.

C. deserticola, p. 593, *cavicornis*, p. 596, *antennata*, p. 598, *furcata*, p. 600, *unidensata*, p. 601, Transcaspian region, MORAWITZ, Hor. Ent. Ross. xxiv; *C. rothneyi*, p. 251, pl. x, fig. 3, *pulehra*, p. 253, fig. 5, *vischnu*,

p. 254, fig. 7, *tristis*, p. 255, fig. 7, *wroughtoni*, p. 258, fig. 9, *dentata*, p. 260, fig. 19, *sulphurea*, fig. 11, *tetradonta*, fig. 12, p. 261, *pentadonta*, p. 262, fig. 13, *nebulosa*, p. 265, fig. 15, E. India, CAMERON, Mem. Soc. Manch. (4) iii ; *C. montezuma*, p. 108, *strigosa*, pl. vii, fig. 5, p. 110, *aureofucialis*, p. 112, *geniculata*, pl. vii, fig. 7, *feralis*, p. 113, Mexico, *chiriquensis*, Panama, pl. vii, fig. 8, p. 114, *flavomaculata*, Costa Rica, fig. 9, p. 115, *flavida*, Mexico, p. 116, *marginata*, Costa Rica, fig. 11, p. 117, *obsoleta*, fig. 15, p. 118, *montivaga*, fig. 16, *smithiana*, fig. 17, p. 119, *truncata*, fig. 19, p. 121, *curvicornis*, pl. viii, fig. 3, *hebes*, fig. 4, p. 124, *erythropoda*, fig. 7, p. 126, *trichiosoma*, p. 127, Mexico, *pilosa*, Guatemala, fig. 9, p. 128, CAMERON, Biol. Centr. Am. Hym. ii : n. spp.

Ceropales, habits noticed ; PEREZ, p. cix, Bull. Soc. Ent. Fr. 1890.

Chalybion cæruleum, habits ; SCHWARZ, P. E. Soc. Wash. i, p. 254.

Chlorion semenovi, Transcaspien region, MORAWITZ, p. 570, Hor. Ent. Ross. xxiv, n. sp.

Crabro mesopleuralis, p. 613, *pallidicornis*, p. 614, Transcaspien region, MORAWITZ, Hor. Ent. Ross. xxiv ; *C. odontophora*, p. 271, pl. x, fig. 20, *orientalis*, p. 272, *ardens*, p. 273, *nanus*, p. 274, E. India, CAMERON, Mem. Soc. Manch. (4) iii : n. spp.

Dielis araratica, Mount Ararat, RADOSZKOWSKI, p. 507, Hor. Ent. Ross. xxiv, n. sp.

Diodontus handlirschii, Tyrol, KOHL, Ann. Hofmuseum Wien, v, p. 58, n. sp.

D. ruficornis, Transcaspien region, MORAWITZ, p. 612, Hor. Ent. Ross. xxiv, n. sp.

Elis villosa, sexual variation in neurulation ; SAUNDERS, Ent. M. M. (2) i, p. 291.

Gastrosericus wroughtoni, *rothneyi*, E. India, CAMERON, p. 147, Mem. Soc. Manch. (4) ii, n. spp.

Gorytes bipunctatus, pl. v, fig. 11, *fuscus*, fig. 10, *spilopterus*, fig. 16, figured ; Biol. Centr. Am. Hym. ii. *G. amatorius*, Sm., redescribed ; CAMERON, p. 240, pl. ix, fig. 15, Mem. Soc. Manch. (4) iii.

G. handlirschii, Transcaspien region, MORAWITZ, p. 610, Hor. Ent. Ross. xxiv ; *G. championi*, Guatemala, p. 72, *maculipennis*, Panama, pl. v, fig. 12, p. 73, *punctifrons*, fig. 13, p. 74, *fasciatipennis*, fig. 14, p. 75, *mexicanus*, fig. 15, p. 76, *montanus*, fig. 17, p. 77, *handlirschi*, fig. 18, p. 78, *fuscipennis*, fig. 19, p. 79, Mexico, *balteatus*, Guatemala, fig. 20, p. 80, *alticola*, fig. 21, p. 81, *alpestris*, fig. 22, p. 83, *centralis*, pl. vi, fig. 1, p. 84, Mexico, CAMERON, Biol. Centr. Am. Hym. ii : n. spp.

Homogambus major, Transcaspien region, MORAWITZ, p. 591, Hor. Ent. Ross. xxiv, n. sp.

Hoplisis foveolata, Florida, FOX, Ent. News, i, p. 106, n. sp.

Larra : *Larrada rufipes*, *prismatica*, *glabrata*, Smith, referred to this ; CAMERON, Ent. M. M. (2) i, p. 314.

L. fuscipennis, p. 126, *nigriventris*, p. 127, E. India, CAMERON, Mem. Soc. Manch. (4) ii, n. spp.

Liris nigripennis, E. India, CAMERON, Mem. Soc. Manch. (4) ii, p. 131, n. sp.

Mellinus pygmaeus figured, pl. v, fig. 5, Biol. Centr. Am. Hym. ii.

M. alpestris, Mexico, CAMERON, pl. v, fig. 6, p. 85, Biol. Centr. Am. Hym. ii, n. sp.

Meria brevicauda, p. 628, *immatura*, p. 630, Transcaspian region, MORAWITZ, Hor. Ent. Ross. xxiv, n. spp.

Methoca picipes, Transcaspian region, MORAWITZ, p. 632, Hor. Ent. Ross. xxiv, n. sp.

Miscophus metallicus, Bonn, VERHOEFF, Ent. Nachr. xvi, pp. 327 & 383 ; *M. americanus*, New Jersey, FOX, Ent. News, 1, p. 138 : n. spp.

Monedula : monograph of ; HANDLIRSCH, SB. Ak. Wien, xcix, pp. 77-166. *M. heros* figured, pl. vi, fig. 21, redescribed, p. 98, *surinamensis* figured, fig. 23, *signata*, fig. 22, *punctata*, fig. 24, ♂ organs figured ; CAMERON, Biol. Centr. Am. Hym. ii.

M. andrei, Peru, p. 94, *pantherina*, S. America, p. 95, *volucris*, Colombia, p. 96, *proserpina*, Peru, p. 99, *vivida*, Mexico, p. 101, *dives*, p. 106, *mexicana*, p. 107, *medea*, Brazil, *antiopa*, Savanne, p. 109, *denticornis*, Peru, p. 119, *adumbrata*, Para, p. 120, *gravida*, Brazil, p. 121, *caesarea*, San Paulo, p. 124, *diana*, p. 127, *adonis*, p. 130, Brazil, *odontomera*, S. America ?, p. 134, *vulpina*, Chili, p. 138, *serrata*, p. 143, *inermis*, p. 144, *mammillata*, p. 146, *minutula*, p. 148, *pulla*, p. 150, N. America, HANDLIRSCH, SB. Ak. Wien, n. spp.

✓*Neolarra*, n. g., *Bembecidæ*, for *N. pruinosa*, n. sp., Colorado ; ASHMEAD, p. 8, Bull. Col. Ass. i.

Notogonia ; *Larrada alecto*, *exilipes*, *laborosa*, *tisiphone*, *tristis*, *vestita*, *modesta*, *ducalis*, *docilis*, Smith, are referred to this ; CAMERON, Ent. M. M. (2) i, p. 314.

N. pulchripennis, E. India, CAMERON, p. 129, Mem. Soc. Manch. (4) ii, n. sp.

Nysson decemnotatus, Transcaspian region, MORAWITZ, p. 609, Hor. Ent. Ross. xxiv ; *N. rugosus*, p. 242, pl. ix, fig. 13, *erythropoda*, p. 243, fig. 18, E. India, CAMERON, Mem. Soc. Manch. (4) iii : n. spp.

Oxybelus : synonymic and bibliographic observations supplementing Kohl's list of species ; DALLA-TORRE, Wien. ent. Z. ix, pp. 202 & 203. *O. packardi*, n. n. for *O. mucronatus*, Packd. ; DALLA-TORRE, t. c. p. 203.

O. robustus, p. 276, pl. x, fig. 21, *flavipes*, p. 277, *canescens*, p. 278, fig. 22, *fulvopilosus*, p. 279, fig. 23, *bellus*, p. 280, *nitidus*, p. 281, *argenteolineatus*, E. India, *lewisi*, Japan, p. 282, CAMERON, Mem. Soc. Manch. (4) iii : n. spp.

Palarus bisignatus, p. 587, *pictiventris*, p. 589, Transcaspian region, MORAWITZ, Hor. Ent. Ross. xxiv, n. spp.

Parapsammophila turanica, Transcaspian region, MORAWITZ, p. 582, Hor. Ent. Ross. xxiv, n. sp.

Passalocœus roettgeni, Germany, VERHOEFF, Ent. Nachr. xvi, p. 383, n. sp.

Pemphredon nearcticus, Nevada, KOHL, p. 55, Ann. Hofmuseum Wien, v, n. sp.

↓ *Philanthocephalus*, n. g. (*Nyssonides*, near *Mellinus*), p. 86, for *P. hirticeps*, pl. vi, fig. 2, p. 87, *maculiceps*, fig. 3, *gracilis*, fig. 4, p. 88, *mexicanus*, fig. 5, p. 89, Mexico, *punctifrons*, fig. 7, p. 90, Panama, n. spp.; CAMERON, Biol. Centr. Am. Hym. ii.

Philanthus komarowi, p. 603, *kohlii*, p. 605, Transcaspien region, MORAWITZ, Hor. Ent. Ross. xxiv; *P. eurynome*, Florida, FOX, Ent. News, i, p. 107 : n. spp.

Piagetia fasciatiipennis, Ceylon, CAMERON, p. 16, Mem. Soc. Manch. (4) ii; *P. ruficornis*, E. India, CAMERON, p. 134, *t. c.* : n. spp.

Plesia picticollis, p. 624, *dubia*, p. 627, Transcaspien region, MORAWITZ, Hor. Ent. Ross. xxiv, n. spp.

Pompilus as ectoparasites; BORRIES (74).

P. speciosus, Bonn, VERHOEFF, Ent. Nachr. xvi, p. 328; *P. cyphonotus*, p. 617, *pubescens*, p. 618, *ruficornis*, p. 619, *deserticola*, p. 620, *excisus*, p. 622, *anthracinus*, p. 623, Transcaspien region, MORAWITZ, Hor. Ent. Ross. xxiv : n. spp.

Psammophila arenaria, *affinis*, distinctive characters; VERHOEFF, Ent. Nachr. xvi, p. 334.

Psen rufiventris, p. 267, *clavatus*, p. 268, *orientalis*, p. 269, E. India, CAMERON, Mem. Soc. Manch. (4) iii, n. spp.

Rhinopsis ruficornis, E. India, CAMERON, p. 115, Mem. Soc. Manch. (4) ii, n. sp.

Rhopalum buddha, E. India, CAMERON, Mem. Soc. Manch. (4) ii, p. 18, n. sp.

Salius atripennis, Transcaspien region, MORAWITZ, p. 615, Hor. Ent. Ross. xxiv, n. sp.

Sphecius, monograph of; HANDLIRSCH, SB. Ak. Wien, xcvi, pp. 441-472. *S. speciosus* figured, pl. vi, fig. 8; Biol. Centr. Am. Hym. ii.

S. percussor, Palearctic region, p. 455, *raptor*, N. America, p. 461, *athiops*, S. Africa, p. 467, HANDLIRSCH, SB. Ak. Wien, xcvi, n. spp.

Sphegidae, the genera discussed and tabulated; KOHL, Ann. Hofmuseum Wien, v, pp. 100-105. The genus *Sphex*, s. l. monographed, pp. 105, &c.

Sphex (Chlorion) mirandus, Colombia, p. 178, *nearcticus*, p. 186, *occultus*, p. 187, N. America, *S. (Palmodus) morio*, p. 321, *praestans*, p. 323, N. America, *sagax*, New Holland, p. 325, *S. (Paraspheg) leucosoma*, Cairo, p. 338, *lugens*, Armenia, p. 348, *S. (Harpactopus) excisus*, N. America, p. 362, *noxeus*?, Vancouver I. or Chili, p. 363, *ommissus*, Chili, p. 364, *S. (Pseudosphex) dolichoderus*, Chili, p. 370, *S. (Isodontia) stanleyi*, Congo, p. 376, *diodon*, Celebes, *triodon*, Java, p. 377, *ustulatus*, Timor, *ochropterus*, Celebes, p. 378, *S. dolichoeris*, p. 390, *rugifer*, p. 393, Australia, *clavipes*, Cuba, p. 395, *funestus*, S. America, *ahasuerus*, S. Australia, p. 397, *imperialis*, Gayndah, *princeps*, Australia?, p. 398, *chrysophorus*, Mexico, p. 399, *finschii*, New Britain, *ermineus*, Swan river, p. 412, *confrater*, p. 414, *brachyostomus*, p. 415, New Britain, *roratus*, p. 417, *congener*, p. 418, S. America, *neotropicus*, p. 420, *peruanus*, p. 424, *prosper*, Venezuela, p. 426, *spiniger*, Centr. and S. America, p. 428, *maximiliani*, Mexico, p. 429, KOHL, Ann. Hofmuseum Wien, v; *S. erythropoda*, p. 110, *rothneyi*, p. 112,

xanthoptera, p. 113, E. India, CAMERON, Mem. Soc. Manch. (4) ii ; *S. picicornis*, p. 571, *minor*, p. 573, *melanotus*, p. 575, *hispidus*, p. 576, *leuconotus*, p. 579, *tenicornis*, p. 580, Transcaspian region, MORAWITZ, Hor. Ent. Ross. xxiv ; *S. (Isodontia) macrocephalus*, Pennsylvania, FOX, Ent. News, i, p. 137 : n. spp.

Steniolia, monograph of ; HANDLIRSCH, SB. Ak. Wien, xcvi, pp. 504–516. *S. longirostra*, p. 92, pl. vi, fig. 9, *scolopacea*, fig. 11, p. 94, redescribed ; CAMERON, Biol. Centr. Am. Hym. ii.

S. scolopacea, p. 510, *tibialis*, p. 513, N. America, HANDLIRSCH, SB. Ak. Wien, xcvi, n. spp.

Stigmus neotropicus, S. America, p. 64, *podagricus*, Centr. America, p. 65, KOKL, Ann. Hofmuseum Wien, v, n. spp.

Stizus agilis, Smith, redescribed, p. 102, figured (as *S. godmani*), pl. v, fig. 8 ; CAMERON, Biol. Centr. Am. Hym. ii.

S. orientalis, E. India, CAMERON, p. 245, Mem. Soc. Manch. (4) iii ; *S. lineatus*, pl. v, fig. 7, *flavus*, fig. 9, Mexico, CAMERON, p. 103, Biol. Centr. Am. Hym. ii : n. spp.

Tachysphex genicularis, Transcaspian region, MORAWITZ, p. 592, Hor. Ent. Ross. xxiv ; *T. erythrogaster*, p. 143, *bengalensis*, p. 144, *auriceps*, p. 145, E. India, CAMERON, Mem. Soc. Manch. (4) ii : n. spp.

Tachytes erythropoda, p. 135, *ornatipes*, p. 137, *virchu*, p. 138, *rothmeyei*, p. 139, *vicinus*, p. 140, *basalis*, p. 142, E. India, CAMERON, Mem. Soc. Manch. (4) ii, n. spp.

Trachypus, Kl., = (*Philanthocephalus*, Cam.) ; CAMERON, Ent. M. M. (2) i, p. 314.

Tripoxylon buddha, p. 119, *tinctipennis*, p. 121, *canaliculatum*, p. 122, E. India, CAMERON, Mem. Soc. Manch. (4) ii, n. spp.

MUTILLIDÆ.

Apterogyna lateritia, p. 642, *vespertina*, p. 643, Transcaspian region, MORAWITZ, Hor. Ent. Ross. xxiv, n. spp.

Mutilla halensis, Fab., ♂ described ; SAUNDERS, Ent. M. M. (2) i, p. 289.

M. araratica, Mount Ararat, RADOSZKOWSKI, p. 507, Hor. Ent. Ross. xxiv ; *M. rugiceps*, p. 633, *bisignata*, p. 634, *schlettereri*, p. 636, *quinquedentata*, p. 638, *radoszkowskyi*, p. 640, Transcaspian region, MORAWITZ, Hor. Ent. Ross. xxiv : n. spp.

Myrmosa obscuripes, Tourn., note on ; SAUNDERS, Ent. M. M. (2) i, p. 290.

Phytopsis cressoni, New Jersey, FOX, Ent. News, i, p. 138, n. sp.

FORMICIDÆ.

Plants and ants ; KRONFELD (458).

Nests of several species of ants noticed ; FOREL, MT. Schw. ent. Ges. viii, pp. 231–233.

Notes on African ants ; EMERY, Bull. Ent. Ital. pp. 69–75.

The ants of Central France ; BRUYANT (98).

Enictus = (*Typhlatta*, Sm.) ; FOREL, C.R. Ent. Belg. 1890, p. cii.

Æ. wroughtonii, Poona, FOREL, p. ciii, C.R. Ent. Belg. 1890 ; *Æ. fœæ*, p. 486, *fuscus*, p. 487, Burma, *D. (Typhlopone) breviceps*, Tenasserim, p. 488, EMERY, Ann. Mus. Genov. (2) vii : n. spp.

Amblyopone emeryi, Gibraltar and Tangier ; SAUNDERS, Ent. M. M. (2) i, p. 203, n. sp.

Anochetus emarginatus, F., n. varr. *rugosus*, p. 63, *striatulus*, p. 64 ; EMERY, Ann. Soc. Ent. Fr. (6) x.

A. rudis, Burma, EMERY, Ann. Mus. Genov. (2) vii, p. 499 ; *A. (Stenomymræx) simoni*, Venezuela, EMERY, p. 64, Ann. Soc. Ent. Fr. (6) x : n. spp.

Aphaenogaster subterranea, Latr., characters and varieties noticed ; FOREL, p. lxx, C.R. Ent. Belg. 1890. *A. testaceopilosa*, varr. described ; SAUNDERS, Ent. M. M. (2) i, p. 204, woodcuts.

A. phalangium, p. 47, pl. v, figs. 6 & 7, *araneoides*, p. 48, fig. 8, Costa Rica, EMERY, Bull. Ent. Ital. xxii ; *A. (Ischnomymræx) fœæ*, Tenasserim, EMERY, Ann. Mus. Genov. (2) vii, p. 503, pl. xi, fig. 26 : n. spp.

Atta antarctica, swarming of ; HUDSON, Ent. M. M. (2) i, p. 23.

Atta (Acromymræx) landolti, habits and characters noticed ; EMERY, p. 66, Ann. Soc. Ent. Fr. (6) x.

A. (Acromymræx) balzani, Paraguay, EMERY, p. 67, Ann. Soc. Ent. Fr. (6) x, n. sp.

Bothroponera talpa, Sierra Leone, ANDRÉ, Rev. d'Ent. ix, p. 316 ; *B. insularis* = (*rufipes*, Mayr), Java, EMERY, Ann. Mus. Genov. (2) vii, p. 495, n. spp.

Camponotus bituberculatus, female described, p. 311 ; *compressiscapus*, workers, p. 312 ; ANDRÉ, Rev. d'Ent. ix. *C. rubripes*, n. var. *dulcis*, n. st. *subnudus*, p. 511, *micans*, n. st. *paria*, p. 513 ; EMERY, Ann. Mus. Genov. (2) vii. *C. rubripes*, n. st. *alii*, p. lxi, *atlantis*, p. xliiii, *oasium*, p. lxxv, and varieties noticed ; FOREL, C.R. Ent. Belg. 1890.

C. universitatis, Montpellier, FOREL, Le Nat. xii, p. 218 ; *C. auriventris*, p. 514, *holosericeus*, p. 515, *C. (Colobopsis) leonardi* = (*pubescens*, Mayr), p. 515, pl. xi, figs. 22 & 23, *saundersi*, p. 516, Burma, EMERY, Ann. Mus. Genov. (2) vii ; *C. rectangularis*, *alfaroi*, p. 57, *mucronatus*, p. 58, Costa Rica, EMERY, Bull. Ent. Ital. xxii : n. spp.

Cardiocondyla elegans, n. var. *ulianini* ; EMERY, p. 441, Ann. Mus. Genov. (2) vii.

Carebara lignata, Westw., redescribed ; EMERY, Ann. Mus. Genov. (2) vii, p. 505.

Cataulacus pygmaeus, p. 325, *huberi*, p. 326, Sierra Leone, ANDRÉ, Rev. d'Ent. ix ; *C. muticus*, Tenasserim, EMERY, Ann. Mus. Genov. (2) vii, p. 507 : n. spp.

Centromymræx = (*Spalacomymræx*, Em.) ; EMERY, Bull. Ent. Ital. xxii, p. 40.

C. alfaroi, Costa Rica, EMERY, Bull. Ent. Ital. xxii, p. 40, n. sp.

Cerapachys sulcinodis, Tenasserim, EMERY, Ann. Mus. Genov. (2) vii, p. 493, n. sp.

Cremastogaster (sub *Formica*) *platygnatha*, Rog., = (*mandibularis*, And.); ANDRÉ, p. 323, Rev. d'Ent. ix. *C. inermis*, n. var. *lucidus*; FOREL, Le Nat. xii, p. 218.

C. brunneipennis, Sierra Leone, ANDRÉ, p. 323, Rev. d'Ent. ix; *C. longispina*, Costa Rica, EMERY, Bull. Ent. Ital. xxii, p. 53, n. sp.

Cryptocerus, descriptive and synonymical notes on various species, pp. 72-76, *gibbosus* r. *biguttatus*, n. st., p. 73, pl. ix, figs. 3a-c, *cordatus*, Sm., r. *multispinus*, n. st., p. 75, pl. ix, fig. 5; EMERY, Bull. Ent. Ital. xxii. *C. minutus*, F., = (*volxemi*, Em., and *quadrinaculatus*, Kl.); EMERY, p. 68, Ann. Soc. Ent. Fr. (6) x.

C. cristatus, p. 72, pl. ix, figs. 2a-d, *alfaroi*, p. 76, Costa Rica, EMERY, Ann. Soc. Ent. Fr. (6) x, n. spp.

Diacamma, generic characters of ♂; EMERY, p. 496, Ann. Mus. Genov. (2) vii.

D. longitudinale, Cochin China, EMERY, Ann. Mus. Genov. (2) vii, n. sp.

Dolichoderus quadripunctatus, race *sibiricus*, n. st.; EMERY, Ann. Mus. Genov. (2) vii, p. 442.

D. affinis, p. 508, pl. xi, fig. 20, *fea*, fig. 21, with r. *fuscus*, n. st., p. 509, Tenasserim, EMERY, Ann. Mus. Genov. (2) vii: *D. debilis*, Venezuela, *gagates*, Para, EMERY, p. 69, Ann. Soc. Ent. Fr. (6) x: n. spp.

Eciton spininode, p. 38, *alfaroi*, p. 39, Costa Rica, EMERY, Bull. Ent. Ital. xxii, n. spp..

Ectatomma tuberculatum, n. var. *punctigerum*; EMERY, p. 56, Ann. Soc. Ent. Fr. (6) x.

E. (Stictoponera) bicolor, p. 493, *costatum*, p. 494, Tenasserim, EMERY, Ann. Mus. Genov. (2) vii; *E. (Holcopenera?) bispinosum*, Costa Rica, EMERY, Bull. Ent. Ital. xxii, p. 40: n. spp.

✓ *Emergyia*, n. g., near *Cardiocondyla*, p. cx, for *E. wroughtonii*, n. sp., Poona, p. cxi; FOREL, C.R. Ent. Belg. 1890.

Epirritus emmæ, St. Thomas, EMERY, Bull. Ent. Ital. xxii, pl. viii, fig. 6, p. 70, n. sp.

Formica, observations on forms between female and worker; WASMANN, S. E. Z. li, p. 306. *F. rufa*, sting structure and development; BEYER (52).

Glyptomyrmea uncinatus, Mayr, sexes described; EMERY, Bull. Ent. Ital. xxii, p. 70.

Harpegnathus venator, Sm., characters noticed; EMERY, Ann. Mus. Genov. (2) vii, p. 494.

✓ *Huberia*, n. g., for *Tetramorium striatum*, Sm.; FOREL, p. cv, C.R. Ent. Belg. 1890.

Iridomyrmex iniquus, n. var. *nigellus*; EMERY, Bull. Ent. Ital. xxii.

Leptogenys pubiceps, Venezuela, *punctaticeps*, Costa Rica, EMERY, p. 62, Ann. Soc. Ent. Fr. (6) x, n. spp.

Leptothorax obscurior, n. var. *tebessæ*, n. st., p. lxxiv; *L. nigrita*, ♀ described, p. lxxv; FOREL, C.R. Ent. Belg. 1890.

L. delaparti, Algeria, FOREL, p. lxxii, C.R. Ent. Belg. 1890, n. sp.

Liomyrmex aurianus, Tenasserim, EMERY, Ann. Mus. Genov. (2) vii, p. 504, n. sp.

Lobopelta pusilla, Costa Rica, EMERY, p. 43, Bull. Ent. Ital. xxii, n. sp.

Megalomyrmex foreli, Costa Rica, p. 46, pl. v, fig. 3, *staudingeri*, *latreillei*, Peru, p. 47, EMERY, Bull. Ent. Ital. xxii, n. spp.

Meranoplus laeviventris, Tenasserim, EMERY, p. 506, pl. x, fig. 16, Ann. Mus. Genov. (2) vii, n. sp.

√*Messor*, n. subg. of *Aphænogaster*, for *A. barbarus*, L., and *arenarius*, F.; FOREL, p. lxix, C.R. Ent. Belg. 1890.

Monomorium barbatulum, ♀ described; EMERY, Ann. Mus. Genov. (2) vii, p. 441.

M. audrei, Gibraltar, SAUNDERS, Ent. M. M. (2) i, p. 204, n. sp.

Myrmecina striata, Tenasserim, EMERY, Ann. Mus. Genov. (2) vii, p. 500, n. sp.

Myrmelachista (Decamera) schumanni, Colombia, EMERY, p. 70, Ann. Soc. Ent. Fr. (6) x, n. spp.

Myrmica scabrinodis, *laevinodis*, hermaphrodites described, p. 298; *M. laevinodis* and *ruginodis*, abnormal form of worker described, p. 308; WASMANN, S. E. Z. li.

M. tibetana, Tibet, MAYR, p. 279, Hor. Ent. Ross. xxiv; *M. rite*, p. 501, pl. xi, fig. 27, *margaritæ*, p. 502, Tenasserim, EMERY, Ann. Mus. Genov. (2) vii : n. spp.

Myrmicaria exigua, Sierra Leone, ANDRÉ, Rev. d'Ent. ix, p. 320, n. sp.

Mystrium camillæ, Burma, EMERY, p. 491, pl. x, figs. 1-3, Ann. Mus. Genov. (2) vii, n. sp.

Odontomachus hematodes r. *erythrocephalus*, n. st., p. 44, var. ?, *microcephalus*, p. 45, pl. v, fig. 1; EMERY, Bull. Ent. Ital. xxii.

Oecophylla brevinodis, Sierra Leone, ANDRÉ, Rev. d'Ent. ix, p. 313, n. sp.

√*Ophthalmopone*, n. g., near *Megaloponera*, p. cxi, for *O. berthoudi*, n. sp., S. Africa, p. cxii; FOREL, C.R. Ent. Belg. 1890.

Oxyopomyrmex saulcyi, E. Pyrenees, EMERY, Ann. Mus. Genov. (2) vii, p. 440, n. sp.

Pachycondyla: synoptical table of the characters of the females and workers; EMERY, pp. 71-74, Ann. Soc. Ent. Fr. (6) x. *P. fuscoatra*, n. var. *transversa*; EMERY, p. 58, t. c., and Bull. Ent. Ital. xxii, p. 42.

P. ambigua, Sierra Leone, ANDRÉ, Rev. d'Ent. ix, p. 316; *P. rostrata*, Venezuela, EMERY, p. 59, Ann. Soc. Ent. Fr. (6) x; *P. oberthuri*, Para, p. 74, *striatinodis*, *gagatina*, Costa Rica, *procidua*, Cayenne, p. 75, EMERY, t. c. : n. spp.

Pheidole jordanica, characters noticed; EMERY, Ann. Mus. Genov. (2) vii, p. 442. *P. absurda*, For., figured and described, p. 48, pl. v, figs. 9, 10, & 11, *radowszkowskii*, r. *militaris*, n. st., p. 49, *biconstricta*, Mayr, rr. *bicolor*, n. st. *rubicunda*, n. st., p. 50, *subarmata*, Mayr, pl. v, figs. 12 & 13, p. 51, described; EMERY, Bull. Ent. Ital. xxii.

P. occipitalis, Sierra Leone, ANDRÉ, Rev. d'Ent. ix, p. 321; *P. fiorii*, Costa Rica, p. 51, *cornutula*, Paraguay, p. 52, pl. v, figs. 14 & 15, EMERY, Bull. Ent. Ital. xxii : n. spp.

Platythyrea occidentalis, Sierra Leone, ANDRÉ, Rev. d'Ent. ix, p. 315 ;
P. incerta, Venezuela, EMERY, Ann. Soc. Ent. Fr. (6) x, p. 56 : n. spp.

Polyergus rufescens, forms of workers and female described ; WAS-
MANN, S. E. Z. li, p. 302.

Polyrhacis halidayi, *rastrata*, p. 517, *selene*, p. 518, pl. xi, figs. 18 & 19,
Tenasserim, EMERY, Ann. Mus. Genov. (2) vii ; *P. curta*, Sierra Leone,
ANDRÉ, Rev. d'Ent. ix, p. 312 : n. spp.

Ponera guineensis, Sierra Leone, ANDRÉ, Rev. d'Ent. ix, p. 318 ; *P. rubi-
ginosa*, Tenasserim, EMERY, Ann. Mus. Genov. (2) vii, p. 498 ; *P. nitidula*,
Costa Rica, *id.*, p. 43, Bull. Ent. Ital. xxii ; *P. leveillei*, *distinguenda*,
Venezuela, *id.* p. 61, Ann. Soc. Ent. Fr. (6) x : n. spp.

Pseudomyrma, revision of pp. 59-66, *gracilis*, n. st., *squamifera*, p. 60 ;
EMERY, Bull. Ent. Ital. xxii.

P. mutilloides, Bahia, p. 61, pl. v, fig. 23, *nigropilosa*, fig. 24, *kunckeli*,
pl. vi, fig. 5, p. 62, *belti*, p. 63, pl. vii, fig. 1, *spinicola*, pl. vi, fig. 2, *nigro-
cincta*, fig. 3, p. 64, *subtilissima*, fig. 7, p. 65, Costa Rica, *denticollis*, Para-
guay, pl. v, fig. 26, p. 66, EMERY, Bull. Ent. Ital. xxii : n. spp.

√*Psalidomyrmex*, n. g., near *Belonopelta*, Mayr, p. 313, for *P. foveolatus*,
n. sp., Sierra Leone, p. 314 ; ANDRÉ, Rev. d'Ent. ix.

Rhopalothrix simoni, Venezuela, EMERY, p. 67, Ann. Soc. Ent. Fr.
(6) x, n. sp.

Sima mocquersyi, Sierra Leone, ANDRÉ, Rev. d'Ent. ix, p. 319 ; *S. sub-
tilis*, Burma, EMERY, Ann. Mus. Genov. (2) vii, p. 500, pl. xi, figs. 24 &
25 : n. spp.

Solenopsis orbuloïdes, Sierra Leone, ANDRÉ, Rev. d'Ent. ix, p. 321 ; *S.
succinea*, Costa Rica, EMERY, Bull. Ent. Ital. xxii, p. 52 : n. spp.

√*Spalacomyrmer*, n. g., *Poneride*, near *Myopopone*, p. 489, for
S. feæ, n. sp., Burma, p. 491, pl. x, figs. 11-15 ; EMERY, Ann. Mus.
Genov. (2) vii.

Strongylognathus christophi, Sarepta, EMERY, Ann. Mus. Genov. (2) vii,
p. 439, n. sp.

Strumigenys smithi, For., n. var., *inaequalis*, p. 67, pl. vii, fig. 3, *membra-
nifera*, Em., r., *simillima*, n. st., p. 69, pl. viii, fig. 5 ; EMERY, Bull.
Ent. Ital. xxii.

S. unispinulosa, Costa Rica, p. 67, pl. vii, fig. 5, *rogeri*, p. 68, pl. vii, fig. 6,
eggarsi, fig. 9, p. 69, St. Thomas, EMERY, Bull. Ent. Ital. xxii : n. spp.

Temnothorax, Mayr, merged in *Leptothorax* ; FOREL, p. lxxii, C.R.
Ent. Belg. 1890.

Tetramorium nitidum, swarming of ; SMITH, Ent. M. M. (2) i, p. 321.
Trapeziopelta amblyops, ♀ described ; EMERY, Ann. Mus. Genov.
(2) vii, p. 497.

√*Triglyphothrix*, n. g., near *Tetramorium*, p. cvi, for *T. walshi*, n. sp., E.
India, p. cvii ; FOREL, C.R. Ent. Belg. 1890.

√*Trigonogaster*, n. g., near *Pheidole*, p. cviii, for *P. recurvispinosus*, n. sp.,
Poona, p. cix ; FOREL, C.R. Ent. Belg. 1890.

Typhlomyrmex rogenhoferi, r. *robustus*, n. st. ; EMERY, Bull. Ent. Ital.
xxii, p. 40.

Vollenhovia lævithorax, Tenasserim, EMERY, Ann. Mus. Genov. (2) vii, p. 501, n. sp.

TEREBRANTIA.

[*Cf.* ANDRÉ (8), ASHMEAD (12, 13, 14, 15), BASSETT (29), BORRIES (74), BRIDGMAN (89, 90), BUGNION (100), BUYSSON (105), CAMERON (109, 110, 112), COOK (143), COQUILLET (145), COSTA (147), CRESSON (347), GILLETTE (308, 309), HOWARD (383, 384, 385), JACOBS & TOSQUINET (393), JAROCHEWSKY (408), KRIECHBAUMER (452, 453, 454, 456, 457), KULAGIN (460), MAGRETTI (504), MOCSÁRY (547), PROVANCHER (621), RILEY (692), RILEY & HOWARD (695), SCHLETTERER (736), SCHMIEDENKNECHT (742), SCUDDER (754), THOMSON (850), VERHOEFF (859), WEED (895, 896).]

CHRYSIDIDÆ.

Adelphinæ, n. subfam., p. 45, for the following n. g., viz. :—

)*Adelphe*, n. g., for *A. mexicana*, n. sp., Orizaba ; MOCSÁRY, p. 46, Term. füzetek, xiii.

Chrysis zuleica, p. cxxxiii, *gazagnairei*, *cylindrosoma*, p. cxxxiv, Algeria, BUYSSON, Bull. Soc. Ent. Fr. 1890 ; *C. araratica*, *sardarica*, Mount Ararat, RADOSZKOWSKI, p. 509, Hor. Ent. Ross. xxiv ; *C. magrettii*, Syria, BUYSSON, Ann. Mus. Genov. (2) ix, p. 533 ; *C. (Holo-chrysis) naila*, Smyrna, p. 53, *cyano-phris*, C. Good Hope, p. 54, *C. (Gono-chrysis) chaloites*, S. Russia, *C. (Trich-chrysis) triangulifera*, S. America, p. 55, *C. (Tetra-chrysis) confluens*, p. 56, *scutellata*, p. 57, *maculata*, p. 58, *plagiata*, *striata*, p. 59, *oxygona*, p. 60, *cæsus*, p. 61, C. Good Hope, *valesiana*, p. 62, Switzerland, *C. (Hexachrysis) porphyrophana*, *peringuezi*, p. 64, C. Good Hope, MOCSÁRY, Term. füzetek, xiii, n. spp.

Cleptes consimilis, Buys., ♀ = (*chyzeri*, Mocs.) ; MOCSÁRY, p. 47, Term. füzetek, xiii.

C. femoralis, Asia Minor, p. 47, *scutellaris*, Europe, p. 48, MOCSÁRY, Term. füzetek, xiii, n. spp.

Ellampus araraticus, Mount Ararat, RADOSZKOWSKI, p. 508, Hor. Ent. Ross. xxiv ; *E. medana*, p. 531, *magrettii*, p. 532, Syria, BUYSSON, Ann. Mus. Genov. (2) ix ; *E. (Notozus) obesus*, Turcomania, p. 48, *spinipes*, Mongolia, *montanus*, Armenia, p. 49, *E. schulthessi*, S. Russia, p. 50, MOCSÁRY, Term. füzetek, xiii : n. spp.

✓ *Holophris*, n. subg. of *Ellampus*, for *E. (H.) marginellus*, n. sp., Sumatra ; MOCSÁRY, p. 51, Term. füzetek, xiii.

Holopyga (Hedychridium) sulcata, C. Good Hope, p. 52, *caspica*, W. Asia, p. 53, MOCSÁRY, Term. füzetek, xiii, n. spp.

Spintharis mocsaryi, Mount Ararat, RADOSZKOWSKI, Hor. Ent. Ross. xxiv, p. 508, n. sp.

ICHNEUMONIDÆ.

Lists of parasitic *Hymenoptera*, and the species from which they were bred ; RILEY & HOWARD (695) ; BILLUPS, P. S. Lond. E. Soc. 1888–89.

pp. 90-96. List of the parasites of *Ocneria dispar*; RILEY & HOWARD, Ins. Life, ii, p. 210. List of 63 parasites of *Cheimatobia brumata*, Ins. Life, iii, p. 76.

Adelognathus texanus, N. America, ASHMEAD, p. 442, P. U. S. Nat. Mus. xii, n. sp.

Æthalodes, n. g., *Tryphonides*, p. 207, for *Æ. seminiger*, p. 208, *mesomelas*, p. 209, n. spp., Switzerland; KRIECHBAUMER, MT. Schw. ent. Ges. viii.

Agrypon puparum, boreale, N. America, ASHMEAD, p. 424, P. U. S. Nat. Mus. xii, n. spp.

Amblyteles binotatus, Munich, KRIECHBAUMER, Ent. Nachr. xvi, p. 350; *A. contractus*, Alaska, *cookii*, Michigan, ASHMEAD, p. 392, P. U. S. Nat. Mus. xii: n. spp.

Anomalon sp., oviposition of; GILLETTE, p. 139, Ent. News, i. *A. flavifrons*, Gr., = (*cerinops*, Gr.), *ruficorne*, Gr., = (*gliscens*, Hart.), DALLA-TORRE, Wien. ent. Z. ix, p. 140.

A. xanthopsis, eureka, simile, California, ASHMEAD, p. 423, P. U. S. Nat. Mus. xii, n. spp.

Apeleticus brevicornis, Munich, p. 203, KRIECHBAUMER, Ent. Nachr. xvi, n. sp.

(*Apechoneura*, n. g., *Pinplides*, p. 485, for *Rhyssa terminalis*, Brullé, and *A. longicauda*, p. 486, *brevicauda*, p. 487, n. spp., Brazil; KRIECHBAUMER, Ann. Hofmuseum Wien, v.

Atractodes politus, Colorado, ASHMEAD, Bull. Col. Ass. i, p. 23, n. sp.

Bassus, revision of the genera allied to; THOMSON, Opusc. Ent. xiv, pp. 1459-1525.

B. varicoxa, p. 1468, *deletus*, p. 1471, N. Europe, THOMSON, Opusc. Ent. xiv; *B. syrphicola, orbitalis*, p. 439, *xanthopsis, euvæ*, California, *virginiensis*, Virginia, p. 440, ASHMEAD, P. U. S. Nat. Mus. xii: n. spp.

Brachycentrus fasciatus, Texas, ASHMEAD, p. 413, P. U. S. Nat. Mus. xii, n. sp.

Bremia, n. g., *Tryphonides*, p. 209, for *B. pulchella*, n. sp., Switzerland, p. 210; KRIECHBAUMER, MT. Schw. ent. Ges. viii.

Campoplex texanus, N. America, ASHMEAD, p. 427, P. U. S. Nat. Mus. xii, n. sp.

Casinaria texana, N. America, ASHMEAD, p. 427, P. U. S. Nat. Mus. xii; *C. americana*, Colorado, ASHMEAD, Bull. Col. Ass. i, p. 22: n. spp.

Catalytus pallipes, N. America, ASHMEAD, p. 419, P. U. S. Nat. Mus. xii, n. sp.

Catoglyptus antilope, ♂ described; JACOBS & TOSQUINET, Ann. Ent. Belg. xxxiv, p. 54.

Charops annulipes, Missouri, ASHMEAD, p. 425, P. U. S. Nat. Mus. xii, n. sp.

Chorinaus flavifrons, Wisconsin, ASHMEAD, p. 444, P. U. S. Nat. Mus. xii, n. sp.

Chistopyga pulchripicta, pleuralis, N. America, ASHMEAD, p. 448, P. U. S. Nat. Mus. xii, n. spp.

Coleocentrus texanus, N. America, ASHMEAD, p. 444, P. U. S. Nat. Mus. xii, n. sp.

Colpognathus euryptychia, p. 395, *annulicornis*, p. 396, N. America, ASHMEAD, P. U. S. Nat. Mus. xii, n. sp.

Cremastus schenobius, p. 1446, *macrostigma*, p. 1448, *guttifer*, p. 1449, *subnasutus*, p. 1450, *radialis*, p. 1453, *læviusculus*, *crassicornis*, p. 1454, Sweden, THOMSON, Opusc. Ent. xiv ; *C. forbesi*, N. America, WEED, Bull. Illin. Lab. N. H. iii, p. 42 : n. spp.

Cremnodes californicus, Los Angeles, ASHMEAD, p. 420, P. U. S. Nat. Mus. xii, n. sp.

Crypturus texanus, p. 413, *albomaculatus*, p. 414, N. America, ASHMEAD, P. U. S. Nat. Mus. xii, n. sp.

Cryptini: revision of the European genera and species, with tabular characters ; SCHMIEDEKNECHT, Ent. Nachr. xvi, pp. 81, &c.

Cryptus rubricator, Pz., = (*minutorius*, Fab., and *minor*, Thunb.), *constrictor*, Fab., being a var. ; DALLA TORRE, Wien. ent. Z. ix, p. 140. *C. migrator*, Gr., n. var. *intermedius* ; VERHOEFF, Ent. Nachr. xvi, p. 332. *C. samia*, Pack., ovipositor of ; RIEDERER, J. N. Y. Micr. Soc. vi, pp. 99-101, pl. xxv.

C. violaceipennis, *coloradensis*, p. 408, *leucopus*, *alamedensis*, p. 409, *monticola*, *texensis*, p. 410, *armatus*, *nigripennis*, *hirtifrons*, *californicus*, p. 411, *ferrugineus*, *brevicauda*, *nebraskensis*, p. 412, N. America, ASHMEAD, P. U. S. Nat. Mus. xii, n. spp.

↓ *Demophorus*, n. g., near *Cremastus*, for *D. arenicola*, p. 1457, *annellatus*, p. 1458, n. spp., Sweden ; THOMSON, Opusc. ent. xiv.

↓ *Diphyes*, n. g. (*Ichneumonidarum*), for *D. tricolor*, n. sp., Tegernsee ; KRIECHBAUMER, p. 184, Ent. Nachr. xvi.

↓ *Dolichops elephas*, n. g., near *Atractodes*, for *D. cockerelli*, n. sp., Colorado ; ASHMEAD, p. 23, Bull. Col. Ass. i.

↓ *Dyseidopus*, n. g., *Pimplides*, p. 489, for *D. sericeus*, n. sp., Brazil, p. 490 ; KRIECHBAUMER, Ann. Hofmuseum Wien, v.

Ephialtes violaceus, ♀ described ; KRIECHBAUMER, Ann. Hofmuseum Wien, v, p. 488.

Epimecis fasciata, Br., ♀ described ; KRIECHBAUMER, p. 490, Ann. Hofmuseum Wien, v.

E. heteropus, Brazil, KRIECHBAUMER, p. 491, Ann. Hofmuseum Wien, v, n. sp.

Eristicus minutus, *erythrogaster*, *apicalis*, p. 388, *basilaris*, *cinctus*, *binotatus*, p. 389, Wisconsin, ASHMEAD, P. U. S. Nat. Mus. xii, n. spp.

Euceros pruinosus, Gr., = (*crassicornis*, Gr.) ; DALLA TORRE, Wien. ent. Z. ix, p. 139.

Exephanes (?) *caelebs*, Sonderburg, KRIECHBAUMER, Ent. Nachr. xvi, p. 289, n. sp.

Exochilum texanum, N. America, ASHMEAD, p. 426, P. U. S. Nat. Mus. xii, n. sp.

Exochus rufigaster, Texas, ASHMEAD, p. 443, P. U. S. Nat. Mus. xii, n. sp.

Exolytus gelechiæ, California, ASHMEAD, p. 397, P. U. S. Nat. Mus. xii, n. sp.

Glypta: tabular characters of the British species, with list of their hosts; BRIDGMAN, Tr. Norw. Soc. v, pp. 66-72. *G. cicatricosa*, *flavipes*, ♀♀ described; BRIDGMAN, Ent. M. M. (2) i, p. 208.

G. rubicunda, p. 70 (and Ent. M. M. (2) i, p. 209), *annulata*, p. 71, Britain, BRIDGMAN, Tr. Norw. Soc. v; *G. tricincta*, N. America, PROVANCHER, Nat. Canad. xix, p. 248; *G. leucozonata*, *xanthozonata*, N. America, ASHMEAD, p. 449, P. U. S. Nat. Mus. xii: n. spp.

Hemiteles stigmatus, *cincticornis*, p. 21, *alticola*, p. 22, Colorado, ASHMEAD, Bull. Col. Ass. i; *H. belfragei*, *melitææ*, p. 399, *coleophoræ*, *variegatus*, *nigriceps*, p. 400, *graciliaræ*, *bucculatricis*, *hydrophilus*, p. 401, *annulatus*, *columbianus*, *rileyi*, p. 402, *bicornutus*, *annulicornis*, *albiscapus*, p. 403, *mellicornis*, *hemerobii*, *texanus*, *virginiensis*, p. 404, *rubricornis*, *townsendi*, *syrphicola*, p. 405, *pallidus*, p. 406, N. America, ASHMEAD, P. U. S. Nat. Mus. xii, n. spp.

Herpestomus plutellæ, N. America, ASHMEAD, p. 396, P. U. S. Nat. Mus. xii, n. sp.

✓ *Homoporus*, n. g., p. 1488, for a part of *Bassus* auct., and including the following n. spp., viz., *brevitarsis*, p. 1495, *caudatus*, p. 1499, *punctiventris*, p. 1500, *nigricornis*, p. 1506, *brevicornis*, p. 1507, *incisus*, p. 1511, *longiventris*, p. 1514, *crassicus*, *megaspis*, p. 1516, *xanthaspis*, p. 1518, *hygrobius*, p. 1524, N. and Centr. Europe, THOMSON, Opusc. Ent. xiv.

Hoplismenus cornix, Steiermark, KRIECHBAUMER, Ann. Hofmuseum Wien, v, p. 481, n. sp.

Ichneumon aries, Kr., ♂ described, p. 151; *bucculentus*, ♂ noticed, p. 181; *immisericors*, Tischb., note on, p. 182; *I. tenuicornis* and *Platylabus niger*, Wesm., discussed, p. 199; *albuguttatus*, ♀, varietal note, p. 349; KRIECHBAUMER, Ent. Nachr. xvi. *I. illuminatorius*, ♀ (= *zonalis*, Gr.); DALLA TORRE, Wien. ent. Z. ix, p. 140. *I. pulvinatus*, n. var.; KRIECHBAUMER, Ann. Hofmuseum Wien, p. 480.

I. eurycerus, p. 1528, *corfitzi*, p. 1530, Sweden, THOMSON, Opusc. Ent. xiv; *I. wustneii*, p. 290, *oviventris*, p. 291, *hercynicus*, p. 292, *lunuliger*, p. 293, *basiglyptus*, p. 294, Germany, KRIECHBAUMER, Ent. Nachr. xvi; *I. ophiusæ*, p. 479, *cincixæ*, p. 480, Vienna, *id.* Ann. Hofmuseum Wien, v; *I. 5-albatus*, Switzerland, *id.* MT. Schw. ent. Ges. viii, p. 235; *I. crassigena*, Munich, p. 152, *puerulus*, Tegernsee, p. 182, *id.* Ent. Nachr. xvi; *I. magdalensis*, N. America, PROVANCHER, Nat. Canad. xix, p. 246; *I. xanthopsis*, *xanthogrammus*, p. 390, *fulvopictus*, *leucopsis*, p. 391, N. America, ASHMEAD, P. U. S. Nat. Mus. xii: n. spp.

Ischnidium, n. n. for *Ischnogaster (infra)*; KRIECHBAUMER, Ent. Nachr. xvi, p. 351.

Ischnocerus montanus, Colorado, ASHMEAD, p. 418, P. U. S. Nat. Mus. xii, n. sp.

✓ *Ischnogaster*, n. g. (*Ichneumonides pneustici*), p. 153, for *I. albibucca*, n. sp., Munich, p. 154; KRIECHBAUMER, Ent. Nachr. xvi (*cf. Ischnidium*).

Ischnus americanus, Kansas, ASHMEAD, p. 394, P. U. S. Nat. Mus. xii, n. sp.

Ischyrocnemis carolina, N. America, ASHMEAD, p. 443, P. U. S. Nat. Mus. xii, n. sp.

Lampronota puritana, N. America, ASHMEAD, p. 450, P. U. S. Nat. Mus. xii, n. sp.

Limneria: table of the N. American species; ASHMEAD, pp. 428-430, P. U. S. Nat. Mus. xii. *L. eurycreontis* figured; *Ins. Life*, ii, p. 328.

L. elegans, teratis, N. America, WEED, p. 40, Bull. Illin. Lab. N. H. iii; *L. melanocoxa*, p. 430, *nigricincta, nolæ, erythropus, brachyura*, p. 431, *ferrugineipes, occidentalis, gelechia*, p. 432, *solenobia, euura, sessilis*, p. 433, *erythrogaster, pattoni, eurycreontis*, p. 434, *consimilis, peraffinis, belfragei, pterophoræ*, p. 435, *flavicincta, ademasia, eureka*, p. 436, *salicicola, cupressi, noctuæ*, p. 437, N. America, ASHMEAD, P. U. S. Nat. Mus. xii: n. spp.

Liogaster longulus, N. Germany, KRIECHBAUMER, Ent. Nachr. xvi, p. 297, n. sp.

Lissonota ducalis, decorata, Armenia, COSTA, Rend. Acc. Nap. (2) iv, p. 174, n. spp.

Meniscus scapularis, ♀ described; KRIECHBAUMER, Ann. Hofmuseum Wien, v, p. 483.

Mesochorus anthracinus, Austria, from larva of *Lobophora appensata*, KRIECHBAUMER, Ann. Hofmuseum Wien, v, p. 484, n. sp.

Mesoleptus varicornis, p. 76, *xanthostomus*, p. 81, males described; JACOBS & TOSQUINET, Ann. Ent. Belg. xxxiv.

Mesolius perisceliius, Germany, KRIECHBAUMER, Ent. Nachr. xvi, p. 294, n. sp.

Mesostenes erythrogaster, leucopus, p. 406, *leucocoxa*, p. 407, N. America, ASHMEAD, P. U. S. Nat. Mus. xii, n. spp.

Metopius xanthostigma, terminalis, N. America, ASHMEAD, p. 438, P. U. S. Nat. Mus. xii, n. spp.

Nematomicrus coloradensis, N. America, ASHMEAD, p. 395, P. U. S. Nat. Mus. xii, n. sp.

Nematopodius orbitalis, Colorado, ASHMEAD, p. 21, Bull. Col. Ass. i; *N. texanus*, N. America, ASHMEAD, p. 414, P. U. S. Nat. Mus. xii: n. spp.

Nototrachys annulicornis, Texas, ASHMEAD, p. 422, P. U. S. Nat. Mus. xii, n. sp.

✓ *Opisorhyssa*, n. g., for *O. flavopicta*, n. sp., N. America, KRIECHBAUMER, p. 488, Ann. Hofmuseum Wien, v.

Orthocentrus leucopsis, Colorado, ASHMEAD, Bull. Col. Ass. i, p. 24; *O. californicus*, N. America, ASHMEAD, p. 442, P. U. S. Nat. Mus. xii: n. spp.

Orthopelma bedelliae, p. 415, *erythrope, minutum, bimaculatum*, p. 416, *occidentale, rosæcola, californicum*, p. 417, *coloradense, diastrophii*, p. 418, N. America, ASHMEAD, P. U. S. Nat. Mus. xii, n. spp.

Panargyrops (sub *Cryptus*) *claviger*, Tasch., = (*ater*, Brischke); SCHMIEDEKNECHT, Ent. Nachr. xvi, p. 150.

Paniseus lineatus, Vienna, from *Cidaria corticata*, KRIECHBAUMER, Ann. Hofmuseum Wien, v, p. 484; *P. texanus, nigripectus*, Texas, ASHMEAD, p. 425, P. U. S. Nat. Mus. xii : n. spp.

Perilissus dubius (Wesm.), Belgium, JACOBS & TOSQUINET, Ann. Ent. Belg. xxxiv, p. 66. n. sp.

Pezolochus bucculatricis, Washington, ASHMEAD, p. 420, P. U. S. Nat. Mus. xii; *P. atratus*, Colorado, ASHMEAD, Bull. Col. Ass. i, p. 22 : n. spp.

Pezomachus flavocinctus, californicus, alaskensis, N. America, ASHMEAD, p. 421, P. U. S. Nat. Mus. xii, n. sp.

Phaogenes imbellis, Wesm., = (*subtilicornis*, Gr.); DALLA TORRE, Wien. ent. Z. ix, p. 140.

P. gelechiæ, p. 392, *missouriensis, hemiteloides*, p. 393, *ruficornis, montivagus*, p. 394, N. America, ASHMEAD, P. U. S. Nat. Mus. xii, n. spp.

† *Phthorimus*, n. g., for *Bassus compressus*, Desv.; THOMSON, p. 1474, Opusc. Ent. xiv.

Phygadeuon ater, p. 20, *laticinctus*, p. 21, Colorado, ASHMEAD, Bull. Col. Ass. i, n. spp.

Phytodietus vetulus and *chrysostomus*, Gr., are sexes, the latter name to be used; DALLA TORRE, Wien. ent. Z. ix, p. 139.

Pimpla ruficollis, Gr., characters of; *concors*, ♂ ♀; *stramentaria*, ♀, described; KRIECHBAUMER, Ann. Hofmuseum Wien, v, p. 483. *P. maculata*, Fab., = (*scanica*, Vill.); DALLA TORRE, Wien. ent. Z. ix, p. 139.

P. triangularis, Bonn, VERHOEFF, Ent. Nachr. xvi, pp. 331 & 386; *P. grapholithæ*, N. America, CRESSON, Ent. News, i, p. 50; *P. minuta*, N. America, WEEB, Bull. Illin. Lab. N. H. iii, p. 41; *P. sexcincta*, Colorado, ASHMEAD, p. 24, Bull. Col. Ass. i; *P. yukonensis, pterophori, gossypii*, pp. 445, *acanthothorax, aplopappi*, p. 446, *euuræ, lithocolletidis*, p. 447, N. America, ASHMEAD, P. U. S. Nat. Mus. xii : n. spp.

Platylabus albinus, Gr., = (*errabundus*, Gr.); DALLA TORRE, Wien. ent. Z. ix, p. 140.

P. auriculatus, Tegernsee, p. 200, *lariciata*, Arolsen, p. 202, KRIECHBAUMER, Ent. Nachr. xvi; *P. fornicatus*, Vienna, KRIECHBAUMER, Ann. Hofmuseum Wien, v, p. 482 : n. spp.

Plectocryptus scansor, Sweden, THOMSON, p. 1532, Opusc. Ent. xiv, n. sp. *Polysphincta* as external parasites; BORRIES (74).

P. rufigaster, Texas, ASHMEAD, p. 447, P. U. S. Nat. Mus. xii, n. sp.

Prionopoda scutellata, Washington, ASHMEAD, p. 441, P. U. S. Nat. Mus. xii, n. sp.

Pristomerus pallidus, Dalmatia, THOMSON, Opusc. Ent. xiv, p. 1456, n. sp.

† *Promethus*, n. g., p. 1475, for a part of *Bassus*, auct., with *P. nigri-ventris*, p. 1476, Sweden, *melanaspis*, Munich, p. 1477, *albicoxa*, Europe, p. 1479, *laticarpus*, Sweden, p. 1481, n. spp.; THOMSON, Opusc. Ent. xiv.

Pycnocryptus corcyreus, Corfu, SCHMIEDEKNECHT, Ent. Nachr. xvi, p. 123, n. sp.

Pyraconon pectoralis, Austria, from larvæ of *Anthaxia quadripunctata*; KRIECHBAUMER, Ann. Hofmuseum Wien, v, p. 484, n. sp.

- Rhæstus punctatus*, Sweden, THOMSON, p. 1533, Opusc. Ent. xiv, n. sp.
Rhyssa insignis, Russia, JAROCHEWSKY, Trudui Kharkoff Univ. xxiii, p. 369, n. sp.
 † *Rhyssonota*, n. g., *Pimplides*, for *R. tristis*, n. sp., Brazil; KRIECHBAUMER, Ann. Hofmuseum Wien, v, p. 489.
Schizoloma confusa, S. Carolina, ASHMEAD, p. 426, P. U. S. Nat. Mus. xii, n. sp.
Sphécophaga vesparum, habits; BIGNELL, Ent. M. M. (2) i, p. 192.
Stilpnus texanus, N. America, ASHMEAD, p. 397, P. U. S. Nat. Mus. xii, n. sp.
Thalassa ? *histrion*, ♂ described; KRIECHBAUMER, Ann. Hofmuseum Wien, v, p. 487.
Thersilochus montanus, Colorado, ASHMEAD, p. 23, Bull. Col. Ass. i, n. sp.
Thyreodon texanus, N. America, ASHMEAD, p. 422, P. U. S. Nat. Mus. xii, n. sp.
Trematopygus ? *cultriformis*, Nebraska, ASHMEAD, p. 441, P. U. S. Nat. Mus. xii, n. sp.
Tryphonides: catalogue of 303 Belgian species, with descriptions of varieties and sexes; JACOBS & TOSQUINET, Ann. Ent. Belg. xxxiv, pp. 44 & 45.
Xylonomus rileyi, *pulcher*, Missouri, p. 450, *floridanus*, Florida, p. 451, ASHMEAD, P. U. S. Nat. Mus. xii, n. spp.
 † *Zootrephus*, n. g., for *Bassus holmgreni* and *rufiventris*; THOMSON, p. 1486, Opusc. Ent. xiv.

BRACONIDÆ.

- Adelura montana*, *ampla*, Colorado, ASHMEAD, p. 19, Bull. Col. Ass. i, n. spp.
Apanteles leviceps, *monticola*, Colorado, ASHMEAD, p. 17, Bull. Col. Ass. i; *A. sarrothripæ*, *ornigis*, p. 6, *crambi*, p. 8, Illinois, WEED, Bull. Illin. Lab. N. H. iii : n. spp.
Aphidius granariaphis, N. America, COOK, Canad. Ent. xxii, p. 125; *A. montanus*, *atropetiolatus*, Colorado, ASHMEAD, p. 20, Bull. Col. Ass. i : n. spp.
Cænophanes atrata, Colorado, ASHMEAD, p. 16, Bull. Col. Ass. i, n. sp.
Chelonus atripes, p. 16, *aculeatus*, p. 17, Colorado, ASHMEAD, Bull. Col. Ass. i, n. spp.
Clinocentrus americanus, N. America, WEED, Bull. Illin. Lab. N. H. iii, p. 43, n. sp.
Cælinius nigripes, Colorado, ASHMEAD, p. 19, Bull. Col. Ass. i, n. sp.
Eubadizon basilare, N. America, PROVANCHER, Nat. Canad. xix, p. 248, n. sp.
Homophyla atricoxalis, Colorado, ASHMEAD, p. 18, Bull. Col. Ass. i, n. sp.
Hormius americanus, Colorado, ASHMEAD, Bull. Col. Ass. i, p. 16, n. sp.
 † *Microbracon*, n. g., for part of *Bracon*, with *M. sulcifrons*, n. sp., Colorado; ASHMEAD, p. 15, Bull. Col. Ass. i.

Microplitis mamestræ, N. America, WEED, Bull. Illin. Lab. N. H. iii, p. 2, n. sp.

Pentapleura alticola, Colorado, ASHMEAD, p. 18, Bull. Col. Ass. i, n. sp.

Fraon coloradensis, Colorado, ASHMEAD, p. 20, Bull. Col. Ass. i, n. sp.

Sigalphus curculionis and *canadensis*, notes on ; GILLETTE, Canad. Ent. xxii, p. 114.

Trachyusa americana, Colorado, ASHMEAD, p. 18, Bull. Col. Ass. i, n. sp.

EVANIIDÆ and TRIGONALIDÆ.

Gasteruption schlettereri, Damascus, MAGRETTI, Ann. Mus. Genov. (2) ix, p. 529, n. sp.

Trigonalys hahnii, Spin., note on ; JAROCHEWSKY, Trudui Kharkoff Univ. xxii, pp. 133-143.

CHALCIDIDÆ.

Some remarks on S. American *Chalcididæ* ; ASHMEAD, P. E. Soc. Wash. i, p. 218.

Axima zabriskei, New York, HOWARD, Ins. Life, ii, p. 366, woodcuts, n. sp.

Blastothrix yuccæ, California, COQUILLET, West Am. Scientist, vii, p. 44, n. sp.

Dipara latipennis, Colorado, ASHMEAD, p. 26, Bull. Col. Ass. i, n. sp.

Encyrtus fuscicollis, larval history and anatomy ; BUGNION (100).

Entedon amyctas reared from *Nepticula gei* ; DALE, Ent. M. M. (2) i, p. 162.

Euryischia lestophoni noticed and figured ; KOEBELE, Rep. Bull. xxi, p. 17.

Eurytoma bigelovix, Colorado, ASHMEAD, Bull. Col. Ass. i, p. 25, n. sp.

Habroclytus obscuripes, Colorado, ASHMEAD, p. 27, Bull. Col. Ass. i, n. sp.

Halidea schwarzi, Virginia, ASHMEAD, P. E. Soc. Wash. i, p. 265, n. sp.

Homalotylus bifasiatus, Colorado, ASHMEAD, p. 28, Bull. Col. Ass. i, n. sp.

Hoplocrepis, n. g. (*Eulophinæ* or *Elachistinæ*), p. 235, for *H. albiclavus*, n. sp., Florida, p. 236 ; ASHMEAD, P. E. Soc. Wash. i.

Isosoma orchidearum in N. America ; Ins. Life, ii, p. 250.

Leucospis: monograph of ; SCHLETTERER (736).

L. tricarinata, W. Africa, p. 221, *procera*, Java, p. 228, *malaica*, p. 230, *micrura*, p. 231, Amboyna, *morawitzi*, Australia, p. 237, *amauroptera*, Celebes, p. 242, *macrodon*, Malay Archipelago, p. 244, *funerea*, Amboyna, p. 247, *rileyi*, Mexico, p. 254, *latifrons*, Yucatan, p. 259, *distinguenda*, p. 269, *propinqua*, p. 277, Brazil, SCHLETTERER, B. E. Z. xxxv, n. spp.

Megastigmus nigrovariegatus, Colorado, ASHMEAD, p. 26, Bull. Col. Ass. i, n. sp.

Monodontomerus montivagus, Colorado, ASHMEAD, p. 25, Bull. Col. Ass. i, n. sp.

√ *Ophelosia*, n. g. near *Dilophogaster*, for *O. crawfordi*, n. sp., S. Australia, on *Icerya*; RILEY, *Ins. Life*, ii, p. 249, woodcut.

Polistomorpha: described and treated as distinct genus; SCHLETTERER, B. E. Z. xxxv, pp. 292-298.

Rhopalicus coloradensis, Colorado, ASHMEAD, p. 27, Bull. Col. Ass. i, n. sp.

Stibula montana, Colorado, ASHMEAD, p. 24, Bull. Col. Ass. i, n. sp.

Syntomaspis lazulella, Colorado, ASHMEAD, p. 26, Bull. Col. Ass. i, n. sp.

√ *Tanaostigma*, n. g., near *Tetracnemus*, p. 147, for *T. coursetie*, Mexico, n. sp., p. 148, woodcut; HOWARD, *Ins. Life*, iii.

Torymus rubbeckia, Colorado, ASHMEAD, Bull. Col. Ass. i, p. 26, n. sp.

PROCTOTRUPIDÆ.

√ *Acoloides*, n. g. (*Scelionine*), p. 269, for *A. saitidis*, n. sp., N. America, p. 270; HOWARD, *Ins. Life*, ii.

Bceus americanus, N. America, HOWARD, *Ins. Life*, ii, p. 270 (*cf. t. c.* p. 359, where this is said to be *Trichasius clavatus*, Prov.), n. sp.

√ *Belyta zetterstedtii*, n. n. for *affinis*, Zett.; DALLA TORRE, *Wien. ent. Z.* ix, p. 97.

B. monilicornis, Colorado, ASHMEAD, Bull. Col. Ass. i, p. 12, n. sp.

√ *Betyla*, n. g., *Belytidae*, p. 12, for *B. fulva*, n. sp., New Zealand, p. 13, CAMERON, *Mem. Soc. Manch.* (4) ii.

Callirrhysis försteri, n. n. for *hartigii*, Först.; DALLA TORRE, *Wien. ent. Z.* ix, p. 97.

Ceraphron ultimus, n. n. for *tenuicornis*, Thoms.; *thomsoni*, n. n. for *flavipes*, Thoms.; DALLA TORRE, *Wien. ent. Z.* ix, p. 97.

Cosmocoma howardi, n. n. for *elegans*, How.; DALLA TORRE, *Wien. ent. Z.* ix, p. 97.

Diapria walkeri, n. n. for *apicalis*, Wlk.; *motschulskyi*, n. n. for *longicornis*, Motsch.; *taprobanica*, n. n. for *nigricornis*, Motsch.; DALLA TORRE, *Wien. ent. Z.* ix, p. 97.

Ectadius pallipes, p. 9, *nigrifemur*, p. 10, Colorado, ASHMEAD, Bull. Col. Ass. i, n. spp.

Epyris brevipennis, Gibraltar, CAMERON, *Mem. Soc. Manch.* (4) ii, p. 11;

E. monticola, Colorado, ASHMEAD, Bull. Col. Ass. i, p. 8: n. spp.

Ismarus atropetiolatus, Colorado, ASHMEAD, Bull. Col. Ass. i, p. 11, n. sp.

Isocybus nigriclavus, Colorado, ASHMEAD, p. 10, Bull. Col. Ass. i, n. sp.

√ *Malvina*, n. g. (*Belytidae*), for *M. punctata*, n. sp., New Zealand; CAMERON, p. 13, *Mem. Soc. Manch.* (4) ii.

Miota glabra, Colorado, ASHMEAD, Bull. Col. Ass. i, p. 12, n. sp.

Monocrita nigripes, Colorado, ASHMEAD, p. 9, Bull. Col. Ass. i, n. sp.

Platygaster intricator, development of; KULAGIN (460).

- Psilomma coloradense*, Colorado, ASHMEAD, p. 11, Bull. Col. Ass. i, n. sp.
Synopeas inermis, Colorado, ASHMEAD, Bull. Col. Ass. i, p. 10, n. sp.
Zelotypa coloradensis, Colorado, ASHMEAD, Bull. Col. Ass. i, p. 12,
 n. sp.

CYNIPIDÆ.

The British parasitic *Cynipidæ* monographed ; CAMERON (109).

- Acraspis niger*, N. America, GILLETTE, Ent. Am. vi, p. 23 ; *A. macrocarpa*, p. 84, *politus*, p. 85, N. America, BASSETT, Tr. Am. Ent. Soc. xxvii :
 n. spp.

Ægilips, note on its characters and position ; CAMERON, p. 54, Mem. Soc. Manch. (4) ii.

- Allotria dolichocera*, Britain, p. 56, *collina*, *flicornis*, p. 57, *perplexa*, p. 58, *crassa*, p. 59, Scotland, CAMERON, Mem. Soc. Manch. (4) ii ; *A. megaptera*, Scotland, CAMERON, Mon. Brit. Phyt. Hym. iii, p. 239, pl. xv, fig. 7 : n. spp.

Amphibolips caroliniensis, p. 85, *palmeri*, p. 86, N. America, BASSETT, Tr. Am. Ent. Soc. xvii, n. spp.

- Andricus (Callirhytis) pulchra*, p. 73, *pusulatoides*, *reticulata*, p. 74, *ruginosus*, p. 75, *saccularius*, *seminosus*, p. 76, *pilula*, p. 77, N. America, *A. ? mexicana*, Guadalajara, p. 78, *A. (Callirhytis) clarkei*, p. 79, *A. speciosus*, *A. ? indistinctus*, p. 81, *howertoni*, p. 82, *maxwelli*, p. 83, N. America, BASSETT, Tr. Am. Ent. Soc. xvii, n. spp.

Aulax hieracii var. = (*graminis*, Cam.) ; *A. papaveris* var. = (*minor*, Htg.) ; CAMERON, Ent. M. M. (2) i, p. 313.

A. podagræ, p. 91, *tumidus*, p. 92, N. America, BASSETT, Tr. Am. Ent. Soc. xvii, n. spp.

Cynips ramuli, rearing the sexes of ; AURIVILLIUS, Ent. Tidskr. xi, p. 100.

- Diastrophus (?) aphidivorus*, England, CAMERON, p. 67, Mem. Soc. Manch. (4) ii ; *D. fusiformans*, Colorado, ASHMEAD, p. 13, Bull. Col. Ass. i : n. spp.

Dryophanta liberacellulæ, N. America, GILLETTE, Ent. Am. vi, p. 24 ; *D. clarkei*, *pumiliventris*, p. 69, *eburneus*, p. 70, *similis*, *corrugis*, p. 71, *pedunculata*, p. 72, N. America, BASSETT, Tr. Am. Ent. Soc. xvii : n. spp.

Eucoila scotica, p. 65, *fortinervis*, p. 66, *proxima*, p. 67, Britain, CAMERON, Mem. Soc. Manch. (4) ii ; *E. rufiventris*, Trinidad, p. 68, *claripennis*, *mexicana*, p. 14, *margincollis*, Mexico, p. 15, CAMERON, Mem. Soc. Manch. (4) ii : n. spp.

Figites coloradensis, West Cliff, ASHMEAD, Bull. Col. Ass. i, p. 13, n. sp. *Gronotoma gracilicornis*, Mexico, CAMERON, Mem. Soc. Manch. (4) ii, p. 15, n. sp.

Holcaspis duricoraria, p. 64, *corallinus*, *canescens*, p. 66, *sileri*, p. 67, *perniciosus*, p. 68, N. America, BASSETT, Tr. Am. Ent. Soc. xvii, n. spp.

Kleditoma longipennis, p. 59, *elegans*, *truncata*, p. 60, Scotland, *marshalli*, p. 61, *flicornis*, *longicornis*, p. 62, *gracilicornis*, p. 63, England, *affinis*, Scotland, p. 64, CAMERON, Mem. Soc. Manch. (4) ii, n. spp.

Neuroterus flavipes, p. 21, *vernus*, p. 22, N. America, GILLETTE, Ent. Am. vi; *N. favosus*, p. 87, *pallidus*, p. 88, *pallipes*, *politus*, p. 89, *howertoni*, p. 90, N. America, BASSETT, Tr. Am. Ent. Soc. xvii : n. spp.

Rhodites multispinosa, N. America, GILLETTE, Ent. Am. vi, p. 25; *R. rosafolii*, p. 13, *fusiformans*, p. 14, ASHMEAD, Bull. Col. Ass. i; *R. lenticularis*, p. 59, *tumidus*, p. 60, *variabilis*, p. 61, *utahensis*, p. 62, *nebulosus*, p. 63, N. America, BASSETT, Tr. Am. Ent. Soc. xvii : n. spp.

Trybliographa crassicornis, Scotland, CAMERON, Mem. Soc. Manch. (4) ii, p. 64, n. sp.

SESSILIVENTRES.

[Cf. ASHMEAD (13), BERLESE (49), CAMERON (109), COBELLI (133), COSTA (147), ECKSTEIN (209), FROGGATT (286, 287), KONOW (439, 440, 441), MAGRETTI (504), RADOSZKOWSKI (629), SCUDDER (754).]

Catalogue and classification of the *Tenthredinidæ* of Europe; KONOW (439).

The British *Cephidæ*, *Siricidæ*, and *Oryssidæ* monographed; CAMERON (109).

Allantus lederi, p. 10, *discolor*, Caucasus, *bonensis*, Algeria, p. 11, KONOW, Wien. ent. Z. ix; *A. violaceipennis*, Armenia, COSTA, Rend. Acc. Nap. (2) iv, p. 174 : n. spp.

Amauronematus, n. g., for *Nematus fallax* and allies; KONOW, Deutsche e. Z. 1890, p. 237.

Arge soror, Europe, KONOW, Wien. ent. Z. ix, p. 8, n. sp.

Blennocampa lugubripennis, *candidipes*, Greece, COSTA, Rend. Acc. Nap. (2) iv, p. 173, n. spp.

Cephus pygmaeus, note on; HARRINGTON, Ins. Life, ii, p. 286.

Cimbex americana, metamorphoses; WEBSTER, Ins. Life, ii, pp. 227-230, woodcuts.

Cladius isomera, Har., larva described; MURTFELDT, p. 78, Bull. Dep. Agric. Ent. xxii.

Dineura pallida, Colorado, ASHMEAD, Bull. Col. Ass. i, p. 15, n. sp.

Dolerus unicolor, ♀ = (*arvensis*, Say); GILLETTE, Ent. News, i, p. 94.

D. rosti, Austria, *croaticus*, Croatia, *analis*, Carinthia, p. 9, *corruscans*, Europe, p. 10, KONOW, Wien. ent. Z. ix, n. spp.

Emphytus tener, habits; ANDRÉ & LESNE, p. cvi, Bull. Soc. Ent. Fr. 1890.

E. leucostomus, Greece, COSTA, Rend. Acc. Nap. (2) iv, p. 172, n. sp.

↓ *Encarsioneura*, n. g., for *Macrophya sturmi*; KONOW, Deutsche e. Z. 1890, p. 240.

Eriocampa alabastripes, Greece, COSTA, Rend. Acc. Nap. (2) iv, p. 173, n. sp.

√ *Eriocampoides*, n. g., for part of *Eriocampa*; KONOW, Deutsche e. Z. 1890, p. 239.

Harpiphorus maculatus, Nort., note on; HARRINGTON, Ins. Life, ii, p. 227. *H. varianus*, Nort., note on characters and metamorphoses; RILEY & HOWARD, Ins. Life, ii, pp. 239-243, woodcuts.

- ✓ *Holcocneme*, n. g., near *Cræsus*; KONOW, Deutsche e. Z. 1890, p. 238.
Hylotoma schmiedeknechtii, Greece, COSTA, Rend. Acc. Nap. (2) iv, p. 172; *H. cyanura*, Armenia, COSTA, t. c. p. 174; *H. anceps, assimilis*, Korea, RADOSZKOWSKI, p. 232, Hor. Ent. Ross. xxiv: n. spp.
 ✓ *Laurentia*, n. g., for *L. craverii*, n. sp., Piedmont; COSTA, Rend. Acc. Nap. (2) iv, p. 173.
 ✓ *Loderus*, n. g., near *Dolerus*; KONOW, Deutsche e. Z. 1890, p. 240.
Lyda pratensis, observations on the life-history and metamorphoses; ECKSTEIN (209).
 ✓ *Lygæonematus*, n. g., for part of *Nematus*; KONOW, Deutsche e. Z. 1890, p. 238.
Macrophya bertolinii, Valle di Fiemme, COBELLI, Verh. z.-b. Wien, xl, p. 159, n. sp.
Mesa salicis, Colorado, ASHMEAD, Bull. Col. Ass. i, p. 15, n. sp.
 ✓ *Micronematus*, n. g., for part of *Nematus*; KONOW, Deutsche e. Z. 1890, p. 239.
Monostegia ignota, notes on; MALLY, Ins. Life, iii, pp. 9-12.
Nematus hololeucopus, biannulatus, filicornis, Greece, COSTA, Rend. Acc. Nap. (2) iv, p. 172, n. spp.
 ✓ *Pachynematus*, n. g., for part of *Nematus*; KONOW, Deutsche e. Z. 1890, p. 238.
Perga, brief notes on life-histories of some species; FROGGATT, P. Linn. Soc. N.S.W. (2) v, pp. 283-288.
P. chalybea, S. Australia, FROGGATT, P. Linn. Soc. N.S.W. (2) v, p. 285, n. sp.
Pontania, Costa, characters of; KONOW, Deutsche e. Z. 1890, p. 237.
Philomastix, n. g., near *Pterygophorus*, p. 487, for *P. nancarrowi*, p. 488, *glabra*, p. 489, n. spp., Australia; FROGGATT, P. Linn. Soc. N.S.W. (2) v.
Pristiphora, Latr., characters of; KONOW, Deutsche e. Z. 1890, p. 238.
Pseudodineura = (*Pelmatopus*, Htg.); KONOW, Deutsche e. Z. 1890, p. 240.
Pteronus, Jur., characters of; KONOW, Deutsche e. Z. 1890, p. 237.
Pterygophorus cinctus, Kl., larvæ and habits; FROGGATT, P. Linn. Soc. N.S.W. (2) v, p. 654.
Rhadinoceræa reitteri, Austria, KONOW, Wien. ent. Z. ix, p. 8, n. sp.
Sciapteryx soror, Europe, KONOW, Wien. ent. Z. ix, p. 12, n. sp.
 ✓ *Scolioneura*, n. g., for part of *Blennocampa*; KONOW, Deutsche e. Z. 1890, p. 239.
Tenthredopsis: tabulation of the species, with synonymical notes, descriptions of varieties, catalogue of the species, based on an examination of the male characters; KONOW, Rev. d'Ent. ix, pp. 63-80.
Tenthredopsis parvula, Germany, *austriaca*, Austria, p. 72, *ornatrix, festiva*, Caucasus, p. 73, *arrogans*, Hungary, *dubia*, Germany, p. 74, *fens-trata*, Europe, *franki*, Thuringia, *puncticollis*, S. France, p. 76, *discrepanis*, Caucasus, p. 77, KONOW, Rev. d'Ent. ix, n. spp.

(c.) *LEPIDOPTERA.*

External anatomy of pupa ; POULTON (619).—Marks of sex in pupa ; JACKSON (391).—Development in pupa of ♀ sexual organs ; *id.* (392).—Larval spines and bristles ; PACKARD (590).—Preservation of larvæ, with their colours ; CROSA (156).—Silk-producing structures ; GILSON (311).—The British Macro-*Lepidoptera* that hibernate in the perfect state ; JORDAN, Ent. M. M. (2) i, pp. 185–189.

RHOPALOCERA.

[*Cf.* BEHR (42), BETHAM (50), BRAMSON (78), CROWLEY (157), DAVIDSON & AITKEN (162), DIXEY (176), DRUCE (187, 188, 189), EDWARDS (213, 214, 215, 216, 217), FRITZE (284), GLASER (313) GODMAN & SALVIN (317, 405), GRAESER (322), GROUM-GRSHIMAĀLO (712), HAHNEL (343), HOFMANN (370), HOLLAND (372, 373), HONRATH (375), KIRBY (431), KRULIKOVSKY (459), LEECH (477, 478), LUCAS (494), MABILLE (476, 496, 501), MABILLE & VUILLOT (502), MANDERS (505), MISKIN (544, 545, 546), MOORE (551), MÖSCHLER (558), NICÉVILLE (565, 566, 567, 568), OBERTHUR (575, 576), OLLIFF (582), PAGENSTECHE (593), RÄTZER (641), RIBBE (681), RIPPON (697), SCHLAUS (730), SCUDDER (755, 762), SEITZ (766, 767), SEMPER (772), SENNA (775), SHARPE (782, 783, 784, 785, 786, 405), SKINNER, (789, 790), SMITH (798, 799, 800, 801), SMITH & KIRBY (802), SNELLEN (819, 820, 822, 823, 824), SPULER (826), SWINHOE (839, 840), WACKERZAPP (871), WALKER (873), WEYMER (909), WEYMER & MAASSEN (911).]

Fossil butterflies, with list of known species ; SCUDDER (755).

PAPILIONIDÆ.

Hypermnestra helios, var. described ; GROUM-GRSHIMAĀLO, in Rom. Mem. iv, p. 141.

Ornithoptera haliphron, var. *bauermanni*, larva and pupa noticed, pp. 37 & 38 ; *priamus*, var. *aruana*, p. 40, *cræsus*, larva and pupa figured, pl. i, figs. 1–3 ; RIBBE, Deutsche e. Z., Lep. iii. *O. pompeus*, n. var, *holzi* ; PAGENSTECHE, JB. nass. Ver. xliii, p. 108. *O. (Priamusptera) urvilliana*, *cræsus*, *O. (Pompeusptera) hippolytus*, *O. richmondia*, *O. (Pompeoptera) plateni*, *O. (Trogonoptera) brookeana*, figured and described ; RIPPON, Icones Ornithopt.

Papilio : the arrangement of the species and the sexual characters discussed ; GODMAN & SALVIN, Biol. Centr. Am. Rhop. ii, pp. 188–190. The following insects are figured in the same vol., besides many details of sexual characters, viz. :—*P. childrenæ*, pl. lxxv, fig. 1, *sadyattes*, fig. 4, *alopiüs*, figs. 10 & 11, *numitor*, pl. lxxvi, figs. 1–3, *copanæ*, figs. 4–6, *corbis*,

figs. 7 & 8, *orsua*, figs. 9 & 10, *belesis*, pl. lxvii, figs. 3 & 4, *guaco*, fig. 1, *eridamas*, fig. 10, *orabilis*, fig. 14, *lacandones*, figs. 11 & 12, *salvini*, pl. lxviii, fig. 3, *calliste*, figs. 1 & 2, *neosilaus*, figs. 8 & 9, *xanticles*, figs. 10 & 11, *fenochionis*, figs. 13 & 14, *pallas*, pl. lxix, figs. 5 & 6, *ornythion*, figs. 7 & 8, *pandion*, pl. lxx, figs. 6 & 7, *rogeri*, figs. 8 & 9, *birchalli*, pl. lxxi, figs. 8 & 9, *electryon*, pl. lxxii, figs. 1 & 2, *syedra*, figs. 4 & 5. *P. ariel*, SMITH & KIRBY, Rhop. ex. Papilio, vii, *laarchus*, *op. cit.* viii, *prospero*, *op. cit.* ix, figured. *P. humbloti*, pl. i, figs. 1 & 2, *echeroides*, Trim., pl. ii, fig. 6, figured; OBERTHUR, Études d'Ent. xiii. *P. pilumnus* figured; EDWARDS, Butt. N. Am., 3rd ser.; Papilio, ii. *P. doson*, figs. 2 & 2a, *nomius*, figs. 1 & 1a, pl. E, p. 364, *liomedon*, pl. D, figs. 1-3, p. 367, larvæ and pupæ figured; DAVIDSON & AITKEN, J. Bomb. Soc. v. *P. oxynius*, larva described; GUNDLACH, B. E. Z. xxxv, p. 131. *P. machaon*, var. *burdigalensis*, noticed; BREIGNET, Bull. Soc. Ent. Fr. 1890, p. cxliii. *P. podalirius*, n. var. *podalirinus*, p. 37, pl. ix, fig. 99; OBERTHUR, Études d'Ent. xiii. *P. peranthus*, n. var. *intermedius*; SNELLEN, p. 275, Tijdschr. Ent. xxxiii.

P. levassori, Comoro Is., OBERTHUR, p. 10, pl. ii, fig. 5, Études d'Ent. xiii; *P. harpagon*, Gaboon, SMITH, Ann. N. H. (6) v, p. 224; *P. sisenna*, Mozambique, MABILLE, p. 29, Ann. Soc. Ent. Fr. (6) x; *P. van de polli*, Java, SNELLEN, Tijdschr. Ent. xxxiii, p. 22; *P. neumogeni*, Sumbawa, HONRATH, Ent. Nachr. xvi, p. 127; *P. sciron*, China, LEECH, Ent. xxiii, p. 192; *P. plinius*, Peru, WEYMER, in Stübel Reise, p. 125, pl. i, fig. 1; *P. mycale*, Panama, Colombia, p. 199, pl. lxv, figs. 12 & 13, *procas*, Mexico, figs. 15 & 16, p. 203, *belephantes*, Mexico and Honduras, pl. lxvii, fig. 16, p. 208, *pharax*, Brit. Honduras, fig. 8, p. 211, *epidaurus*, Centr. America, pl. lxix, figs. 1 & 2, p. 224, *tolus*, Mexico, pl. lxx, figs. 1-4, p. 228, *tolmides*, Panama, fig. 5, p. 229, *phanostratus*, *polycharmus*, pl. lxx, fig. 10, Mexico, p. 232, *zalates*, pl. lxx, figs. 1 & 2, p. 233, *cephalus*, figs. 4 & 5, p. 235, Panama, GODMAN & SALVIN, Biol. Centr. Am. Rhop. ii : n. spp.

Parnassius: the distribution and origin of the Asiatic species, the nature of the ♀ pouch, some pouches figured, pl. A, the characters of species and varieties discussed, pp. 142-213; the following figured—*princeps*, Gr.-Gr., pl. i, fig. 2 a, b, *romanovi*, Gr.-Gr., fig. 1a-c, *charltonius*, pl. ii, fig. 1a-c, *delphius*, varr. *cardinal*, fig. 2a-d, *hunza*, pl. x, fig. 1a, b, *simo*, pl. xxi, fig. 3a-c; GROUM-GRSHIMAILO, in Rom. Mem. iv. *P. delius*, variation noticed; RÄTZER, MT. Schw. ent. Ges. viii, p. 223. *P. delphius*, n. var. *stenosemus*; HONRATH, Ent. Nachr. xvi, p. 127. *P. felderi*, n. var. *atrata*; GRÆSER, B. E. Z. xxxv, p. 71. *P. smintheus*, n. var. *namus*; NEUMOEGEN, Ent. Am. vi, p. 61.

**Trogonoptera*, n. subg. of *Ornithoptera*; RIPPON, Icones Ornithopt.

PIERIDÆ.

Aporia procris, China, LEECH, Ent. xxiii, p. 191, n. sp.

Appias olferna, p. 358, E. India, *irvinii*, p. 359, Burma, *retexta*, p. 360, Bombay, SWINHOE, Ann. N. H. (6) v, n. spp.

Belenois sylvander, Central Africa, SMITH, P. Z. S. 1890, p. 464, n. sp.

Callosune alberta, E. India, SWINHOE, Ann. N. H. (6) v, p. 356, n. sp.

Catopsilia pyranthe, noticed, p. 121 ; *C. philea*, &c., habits noticed, p. 95 ; SEITZ, S. E. Z. li. *C. rhadia*, Bdv., ♂ described ; MABILLE, p. 28, Ann. Soc. Ent. Fr. (6) x.

Colias : essay on the species, their varieties, classification, and distribution, GROUM-GRSHIMAILO, in Rom. Mem. iv, pp. 232-353 ; the following figured—*C. marcopolo*, pl. xi, figs. 1-3, *sieversii*, pl. iii, fig. 3, *eogene*, pl. v, fig. 1, *staudingeri*, var. *pamira*, pl. iv, fig. 2, *regia*, pl. v, fig. 3, *alpherakii*, pl. iii, fig. 2, *christophi*, pl. iv, fig. 1, *romanovi*, pl. v, fig. 2, *wiskotti*, var. *separata*, pl. iv, fig. 3 ; the following new varieties named and described—*C. erate* n. var. *hyaleoides*, p. 321, *sieversii* varr. *erythas*, *elissa*, *cana*, pp. 332 & 333, *thisoa* var. *aeolides*, p. 346, *wiskotti* var. *leuca*, p. 349, var. *leucotheme*, p. 351, var. *seres*, p. 353 ; GROUM-GRSHIMAILO, in Rom. Mem. iv. *C. euxanthe*, Feld., = (*Scalidoneura hermina*, Butl.), figured, pl. iii, fig. 17, noticed, p. 72 ; WEYMER, in Stübel Reise. *C. elis*, habits and variation ; BEAN, Canad. Ent. xxii, pp. 96-99. *C. erschoffi*, note on ; AUSTAUT, Le Nat. xii, p. 94. *C. palæno* n. var. *illneri* ; RÜHL, Soc. Ent. v, p. 89. *C. hyale*, var. figured ; RIBBE, Deutsche e. Z. Lep. iii, p. 45, pl. ii, fig. 1.

Delias diaphana, Semp., pl. xxxiv, figs. 3-6, *themis*, Hew., fig. 1, *hyparete*, varr., pl. xxxvi, larva, pupa, pl. B, fig. 8, *heningia*, varr., pl. xxxv, figured ; SEMPER, Reisen Philipp. ii, v.

D. patrua, China, LEECH, Ent. xxiii, p. 46 ; *D. baracasa*, p. 230, pl. xxxiv, fig. 2, *ottonia*, p. 235, figs. 7-9, Philippines, SEMPER, Reisen Philipp. ii, v : n. spp.

Dismorphia discoloria, Colombia, WEYMER, S. E. Z. li, p. 292, n. sp.

Elodina umbratica, figs. 1 & 2, *primularis*, figs. 6 & 7, *andropis*, figs. 8 & 9, *signata*, fig. 12, figured ; SMITH & KIRBY, Rhop. ex. Papilionidæ, Pierinæ, Elodina, i.

E. citrinaris, p. 1, New Britain, figs. 4 & 5, *argyphæus*, Solomon Is., figs. 10 & 11, p. 3, SMITH & KIRBY, *t. c.*, n. spp.

Enautia euryope, figs. 12 & 13, *oreas*, figs. 17 & 18, *deione*, figs. 5-7, figured, pl. lx (as *Leptalis*) ; Biol. Centr. Am. Rhop. ii.

Eucheira, Westw., = (*Neophasia*, Behr) ; BEHR, P. Cal. Ac. Sci. (2) ii, p. 92.

Euchloe cardamines, variation in Britain ; WEIR, P. S. Lond. E. Soc. 1888-9, p. 40.

Euterpe flisa, H.-S., referred to *Archonias*, synonymy noticed ; WEYMER, in Stübel Reise, p. 73.

Huphina boisduvaliana, pls. xxxvii, fig. 12, & xxxviii, fig. 1, n. var. *semperi*, pls. xxxvii, fig. 13, & xxxviii, fig. 2, n. var. *balbagona*, pls. xxxvii, figs. 14 & 15, & xxxviii, fig. 3, *olga*, pl. xxxvii, figs. 1-11, figured ; SEMPER, Reisen Philipp. ii, v.

H. liquida, E. India, SWINHOE, p. 361, Ann. N. H. (6) v, n. sp.

Ixias alana, E. India, *lena*, Andaman Is., SWINHOE, p. 357, Ann. N. H. (6) v, n. spp.

- Leucophasia gigantea*, China, LEECH, Ent. xxiii, p. 45, n. sp.
Mathania esther, Peru, OBERTHUR, Bull. Soc. Ent. Fr. (6) x, p. xxi, n. sp.
Mylothris subfusa, Cameroons, CROWLEY, Tr. E. Soc. 1890, p. 551, pl. xviii, figs. 3 & 4, n. sp.
Phulia nymphula, n. var. *illimani*; WEYMER, in Stübel Reise, p. 125, pl. iv, fig. 12.
P. nysias, Bolivia, WEYMER, in Stübel Reise, p. 125, pl. iv, fig. 11, n. sp.
Pieris tadjika, Gr.-Gr., pl. vi, figs. 3a, b, *ochsenheimeri*, Stgr., pl. xiv, figs. 1a, b, *shawii*, Bates, pl. x, figs. 2a, b, figured; *P. leucodice*, n. var. *illumina*, described, p. 227; GROUM-GRSHIMAILO, in Rom. Mem. iv. *P. ngaziya*, pls. i, figs. 3 & 4, & iv, figs. 17 & 18, *humbloti*, pl. ii, fig. 7, figured; OBERTHUR, Études d'Ent. xiii. *P. suadella*, Feld., sexual and generic characters noticed; WEYMER, in Stübel Reise, p. 48. *P. penthica*, Koll., note on sexes and on *stamnata*, Luc.; WEYMER, t. c. p. 63. *P. glycyria*, note on; SIETZ, S. E. Z. li, p. 120. *P. rapæ*, food plant of; SCHWARZ, P. E. Soc. Wash. i, p. 250. *P. rapæ* n. var. *similis*, p. 210, *napi* n. var. *intermedia*, p. 211, pl. viii; KRULIKOVSKI, Bull. Soc. Mosc. 1890. *P. nero*, var. and synonymy noticed; SNELLEN, p. 273, Tijdschr. Ent. xxxiii. *P. panda*, God., varietal and synonymic note; SNELLEN, p. 302, Tijdschr. Ent. xxxiii.
P. sylvarum, W. Africa, p. 27, pl. ii, fig. 1, *rubricosta*, Mozambique, p. 28, MABILLE, Ann. Soc. Ent. Fr. (6) x; *P. delavayi*, p. 37, pl. ix, fig. 97, *martineti*, p. 38, fig. 98, Yunnan, OBERTHUR, Études d'Ent. xiii; *P. oberthuri*, p. 46, *lotis*, *cisseis*, p. 192, China, LEECH, Ent. xxiii; *P. sincera*, Ecuador, p. 123, pl. iii, fig. 19, *orthodice*, Bolivia, p. 124, pl. iii, fig. 20, WEYMER, in Stübel Reise : n. spp.
Pinacopteryx nigropunctata, E. Africa, SHARPE, Ann. N. H. (6) v, p. 336; figured, WATERHOUSE, Aid, pl. clxxxix, fig. 4 : n. sp.
Pontia alcesta, Cr., varietal note; MABILLE, p. 27, Ann. Soc. Ent. Fr. (6) x.
 ✓ *Pseudopieris*, n. g., for *Dismorphia nehemia*; GODMAN & SALVIN, p. 187, Biol. Centr. Am. Rhop. ii.
Teracolus bifasciatus, *jacksoni*, E. Africa, SHARPE, Ann. N. H. (6) v, p. 336, figured, WATERHOUSE, Aid, pl. 189; *T. eliza* (figured, WATERHOUSE, Aid, pl. clxxxix), *laura*, E. Africa, SHARPE, t. c. p. 441 : n. spp.
Terias tominia, fig. 2, *alitha*, fig. 3, figured; SNELLEN, pl. xi, Tijdschr. Ent. xxxiii. *T. lisa*, oviposition; SKINNER, Ent. News, i, p. 8.

DANAIDÆ.

- Asthipa rotundata*, figs. 1 & 2, *clinias*, fig. 3, *timorica*, fig. 4, *garamantis*, figs. 5 & 6, figured; SMITH & KIRBY, Rhop. ex. Nymphalidæ, Danaïdæ, *Asthipa*, i.
A. clinias, p. 170, *rotundata*, p. 171, New Ireland, SMITH, Ann. N. H. (6) v, n. spp.
 ✓ *Badacara*, n. g., for *Danaïs nilgiriensis*, Moore; MOORE, Lep. Ind. i, p. 65.

Ceratinia latilimbata, pl. ii, fig. 8, *trimaculata*, fig. 9, Colombia, WEYMER, in Stübel Reise, p. 105, n. spp.

Dunais archippus, migrations of ; LUGGER (495).

D. chrysippus, synonymy ; MISKIN, P. Linn. Soc. N.S.W. (2) v, p. 142.

D. juvena, *melissa*, *abigar*, local varr. noticed ; SNELLEN, Tijdschr. Ent. xxxiii, pp. 268 & 269.

Dircenna abendrothi, Hopff., referred to *Ithomia*, figured, pl. ii, fig. 10, noticed, p. 79 ; WEYMER, in Stübel Reise.

Euplœine, descriptions and figures of the Indian, with account of metamorphosis, distribution, &c. ; MOORE (551).

Euplœa gelderi, Tanah-Djampea, SNELLEN, Tijdschr. Ent. xxxiii, p. 98 ; *E. misenus*, p. 1039, *hippias*, p. 1040, *dardanus*, p. 1041, *critlon*, p. 1042, *boreas*, p. 1043, *amyclus*, p. 1044, *euclus*, p. 1045, N. Australia, MISKIN, P. Linn. Soc. N.S.W. (2) iv ; *E. (Nipara) walkeri*, Tahiti, *unicolor*, Cook Is., DRUCE, Ent. M. M. (2) i, p. 320 ; n. spp.

Hestia blanchardii, note on synonymy and variation ; SNELLEN, Tijdschr. Ent. xxxiii, p. 267.

H. kanarensis, E. India, MOORE, Lep. Ind. i, p. 21, pl. ii, fig. 2, n. sp.

Hymenitis pittleis, Colombia, p. 106, pl. ii, fig. 3, *ortygia*, Ecuador, p. 107, fig. 4, WEYMER, in Stübel Reise, n. spp.

Ithomia susiana, Feld., referred to *Athesis* ; WEYMER, in Stübel Reise, p. 26.

Nebroda lobengula, Matabele Land, SHARPE, Ann. N. H. (6) vi, p. 346, n. sp.

Tronga nicevillei, E. India, p. 77, pl. xx, fig. 1a-c, *heylaertsii*, Sumatra, p. 79, MOORE, Lep. Ind. i, n. spp.

ACRÆIDÆ.

Acræa ranavalona, pl. v, figs. 25-30 (var. *manandaza*, figs. 23 & 24), p. 11, *dammii*, pl. iii, figs. 11-16, p. 12, *igati*, pl. iv, fig. 22, p. 13, figured and noticed ; OBERTHUR, Études d'Ent. xiii. *A. acipha*, Hew., ♀ described ; WEYMER, in Stübel Reise, p. 21. *A. diceus* n. var. *aurantia*, p. 112, pl. iii, fig. 2, *stratonice* n. var. *carica*, p. 113, fig. 6 ; WEYMER, t. c. *A. anteas*, variation noticed ; SETZ, S. E. Z. li, p. 91. *A. vuilloti*, figured and described ; MABILLE, Nov. Lep. p. 10, pl. ii, fig. 1.

A. iturina, p. 465, *vesperalis*, p. 466, Centr. Africa, SMITH, P. Z. S. 1890 ; *A. crystallina*, p. 167, *uvui*, p. 168, Mombasa, SMITH, Ann. N. H. (6) v ; *A. pseudEURYTA* (Staud. i. l.), p. 429, *dejana*, = (*circis*, Sm., nec Dr.), p. 431, Congo, GODMAN & SALVIN, in Jameson Story Rear Column ; *A. rosaria*, p. 113, pl. iii, fig. 3, *segesta*, pl. iii, fig. 1, *edulis*, pl. ii, fig. 11, p. 114, Huamboya, *theogonia*, pl. ii, fig. 13, Colombia, *thespius*, fig. 12, Peru, p. 115, WEYMER, in Stübel Reise : n. spp.

Alæna johanna, E. Africa, SHARPE, Ann. N. H. (6) v, p. 442, n. sp.

Planema jacksoni, E. Africa, SHARPE, Ann. N. H. (6) v, p. 335 ; figured, WATERHOUSE, Aid, pl. clxxxix, fig. 1 : n. sp.

Telchinia ulicia, E. Africa, SHARPE, Ann. N. H. (6) v, p. 442, n. sp.

HELICONIIDÆ.

Eueides cognata, = (*thales*, var., Hew.), Colombia, WEYMER, in Stübel Reise, p. 27, n. sp.

Heliconius, local variation of some species noticed; SEITZ, S. E. Z. li, pp. 92 & 93. *H. erato*, synonymy discussed; WEYMER, in Stübel Reise, p. 13. *H. clytia* n. var. *colon*; WEYMER, S. E. Z. li, p. 291.

H. marius, Colombia, pl. ii, fig. 1, *euphrasius*, pl. ii, fig. 2, p. 116, Colombia, *congener*, p. 117, fig. 5, *contiguus*, p. 118, fig. 6, Ecuador, WEYMER, in Stübel Reise; *H. ennius*, Amazons, p. 283, *lenæus*, Canea Valley, p. 284, *lyrcæus*, Peru (?), p. 286, *mæon*, hab.?, p. 287, *discomaculatus*, Honduras, p. 289, *lucretius*, Rio Nigro, *obscurus*, Cauca Valley, p. 290, WEYMER, S. E. Z. li, n. spp.

Leucothyris dispersa, Yungas, WEYMER, in Stübel Reise, p. 106, pl. ii, fig. 7, n. sp.

Melinæa mneme n. var. *mediatrix*; WEYMER, S. E. Z. li, p. 282.

M. strigilis, hab.?, WEYMER, S. E. Z. li, p. 280, n. sp.

NYMPHALIDÆ.

Notes on the habits of some Brazilian species; SEITZ, S. E. Z. li, pp. 31-35.

Adolias (Tanaecia) vordermani, Billiton, SNELLEN, Tijdschr. Ent. xxxiii, p. 293, pl. xii, fig. 1, n. sp.

Anæa strymon, Ecuador, WEYMER, in Stübel Reise, p. 120, pl. iii, fig. 11, n. sp.

Apatura, phylogeny of species of; SPULER (826).

A. fasciola, p. 33, *pallas*, p. 191, China, LEECH, Ent. xxiii, n. spp.

Araschnia davidis, figured, pl. ix, fig. 102; OBERTHUR, Études d'Ent. xiii.

Argynnis: notes on Elwes' revision of the genus; EDWARDS, Canad. Ent. xxii, pp. 81-93, and ELWES, *t. c.* pp. 150-152: notes on the N. American species, with reference to Elwes' revision; RIVERS, Psyche, v, pp. 328 & 329: phylogenetic discussion on some species of; DIXEY (176). *A. bellona*, melanic var.; SCHMITT, Ent. Am. vi, p. 70. *A. pales*, var. *generator*, figured, pl. xii, fig. 4; GROUM-GRSHIMAYLO, in Rom. Mem. iv. *A. selene*, var. figured; RIBBE, Deutsche e. Z. Lep. iii, p. 46, pl. ii, fig. 7. *A. paphia*, var. *valesina*, discussed; TUTT, Ent. Rec. i, pp. 29-31. *A. nevadensis*, *halcyone*, *aphrodite*, figured, with larvæ; EDWARDS, Butt. N. Am. 3rd ser., *Argynnis*, v; *alcestis*, metamorphoses figured, *id. Argynnis*, vi; *adiante* and *atossa*, figured, *id. Argynnis*, viii. *A. calippe*, double brooded; BEHR, Zoe, i, p. 211. *A. cybele*, var. *carpenterii*, metamorphoses figured; EDWARDS, Butt. N. Am. 3rd ser., *Argynnis*, xi.

A. zenobia, China, LEECH, Ent. xxiii, p. 188; *A. alberta*, Canada, EDWARDS, Canad. Ent. xxii, p. 113; *A. sobrina*, Bolivia, WEYMER, in Stübel Reise, p. 118, pl. iii, fig. 15: n. spp.

Athyma punctata, disjuncta, China, LEECH, Ent. xxiii, p. 33, n. sp.

Cethosia mahratta, larva and pupa figured, p. 270, pl. B, figs. 1 & 1a, DAVIDSON & AITKEN, J. Bomb. N. H. Soc. v.

Cirrhochroa thais, = (*relata*, Nicév.), DAVIDSON & AITKEN, p. 273, J. Bomb. N. H. Soc. v.

Charaxes hadrianus, Ward, = (*gabonica*, Crowl.); CROWLEY, P. E. Soc. 1890, p. xxxviii. *C. nichetes lasti*, figured; SMITH & KIRBY, Rhop. ex. *Nymphalidæ*, *Charaxes*, iv. *C. fabius*, figs. 3 & 3a, *impa*, figs. 4 & 4a, larvæ and pupæ figured, pl. A, p. 278, DAVIDSON & AITKEN, J. Bomb. N. H. Soc. v.

C. gabonica, Gaboon, CROWLEY, Tr. Ent. Soc. 1890, p. 553, pl. xvii, fig. 3, n. sp.

Cymothoë herminia, *haimodia*, *crowleyi*, *preussi*, figured; SMITH & KIRBY, Rhop. ex. *Nymphalidæ*, *Cymothoë*, i.

C. marginata, Sierra Leone, CROWLEY, Tr. E. Soc. 1890, p. 552, pl. xvii, fig. 1; *C. bonneyi*, p. 470, *ochreatea*, p. 471, Centr. Africa, SMITH, P. Z. S. 1890; *C. theodosia* (Staud.), Aruwimi river, GODMAN & SALVIN, in Jameson Story Rear Column, p. 438 (n. sp. ?); *C. aralus*, W. Africa, MABILLE, p. 22, pl. ii, fig. 8, Ann. Soc. Ent. Fr. (6) x : n. spp.

Cynthia saloma, larva and pupa figured, p. 270, pl. B, figs. 2 & 2a; DAVIDSON & AITKEN, J. Bomb. N. H. Soc. v.

Doleschallia rickardi, New Ireland, SMITH, Ann. N. H. (6) v, p. 171, n. sp.

Eresia nauplius, L., and *polina*, Hew., note on; WEYMER, in Stübel Reise, p. 81.

E. leucophæa = (*letitia*, Hew., Exot. Butt. iv, *Eresia*, pl. ix), Colombia, WEYMER, in Stübel Reise, p. 54, n. sp.

Ergolis ariadne, larva and pupa figured; DAVIDSON & AITKEN, p. 269, pl. C, J. Bomb. N. H. Soc. v.

Euphædra cærulescens, Centr. Africa, SMITH, p. 469, P. Z. S. 1890, n. sp.

Eurema sulla, Ecuador, WEYMER, in Stübel Reise, p. 123, pl. iii, fig. 16, n. sp.

Euripus japonicus n. var. *chinensis*, LEECH, xxiii, p. 32, n. sp.

Eurytela velleda, Zanzibar, MABILLE, p. 19, Ann. Soc. Ent. Fr. (6) x, n. sp.

Euthalia balarama, *appiades*, *sedeua*, synonymical note; SWINHOE, P. E. Soc. 1890, p. xi.

E. elicius, Burma, NICÉVILLE, p. 205, pl. D, fig. 8, J. Bomb. N. H. Soc. v; *E. khasiana*, *rangoonensis*, p. 354, *laudabilis*, p. 355, E. India, SWINHOE, Ann. N. H. (6) v : n. spp.

Euxanthe wakefieldii, *tiberius*, figured; SMITH & KIRBY, Rhop. ex. *Euxanthe*, i.

Grapta interrogationis, metamorphoses and specimens modified by cold, figured and described; EDWARDS, Butt. N. Am., *Grapta*, i.

G. gigantea, China, LEECH, Ent. xxiii, p. 189, n. sp.

Heleyra superba, China, LEECH, Ent. xxiii, p. 189, n. sp.

Hestina carolineæ, Sumatra, SNELLEN, Tijdschr. Ent. xxxiii, p. 218;

H. nigrivena, p. 31, *viridis*, *oberthuri*, p. 32, China, LEECH, Ent. xxiii : n. spp.

Hypolimnas misippus, mimetic resemblances; BETHAM, p. 282, J. Bomb. N. H. Soc. v.

H. stanleyi, p. 467, *bartelotti*, p. 468, Centr. Africa, SMITH, P. Z. S. 1890; *H. limbata*, Madagascar, CROWLEY, Tr. E. Soc. 1890, p. 552, pl. xvii, fig. 2 : n. sp.

Junonia almana, *asterie*, relations noticed; SEITZ, S. E. Z. li, p. 125. *J. lavinia* n. var. *basifusca*; WEYMER, in Stübel Reise, p. 120, pl. iii, fig. 7.

Limenitis pratti, China, LEECH, Ent. xxiii, p. 34, n. sp.

Melitæa saxatilis varr. *fergana*, pl. xii, fig. 3, *maracandica*, fig. 2, *M. acraïna*, pl. viii, fig. 2, *pamira* = (*expressa*, Gr.-Gr.), p. 434, pl. xii, fig. 1, *minerva* n. var. *palamedes*, p. 436, pl. x, fig. 7, figured; GROUM-GRSHIMAILO, in Rom. Mem. iv. *M. aurinia*, varr. figured; RIBBE, Deutsche e. Z. Lep. iii, p. 45, pl. ii, figs. 4 & 5. *M. aurinia* n. var. *dubia*, p. 234, pl. viii, fig. f, *obscurata*, p. 235, fig. c, *phæbe* n. var. *tatara*, p. 236, pl. viii, fig. g; KRULIKOVSKI, Bull. Soc. Mosc. 1890. *M. taylori*, food-plant; DANBY, Canad. Ent. xxii, p. 122.

Melitæa augusta, S. California, EDWARDS, Canad. Ent. xxii, p. 21, n. sp.

Neptis thisbe, n. varr. *themis*, *thetis*; LEECH, Ent. xxiii, p. 35. *N. aceris*, var. noticed; SNELLEN, Tijdschr. Ent. xxxiii, p. 270.

N. jamesoni, Congo Valley, GODMAN & SALVIN, in Jameson Story Rear Column, p. 436; *N. quintilla*, W. Africa, MABILLE, p. 21, pl. ii, fig. 7, Ann. Soc. Ent. Fr. (6) x; *N. comorarum*, pl. ii, figs. 9a, b, *mayottensis*, figs. 10a, b, Comoro Is., OBERTHUR, p. 14, Études d'Ent. xiii; *N. nycteus*, Sikkim, NICÉVILLE, p. 203, pl. d, fig. 7, J. Bomb. N. H. Soc. v; *N. hesione*, p. 34, *antilope*, p. 35, *cydippe*, *beroe*, p. 36, *aspasia*, *antigone*, p. 37, *arachne*, p. 38, China, LEECH, Ent. xxiii : n. spp.

Parthenos virens, larva and pupa figured, p. 274, pl. b, figs. 3 & 3a; DAVIDSON & AITKEN, J. Bomb. N. H. Soc. v.

Philognoma violinitens, Accra, CROWLEY, Tr. E. Soc. 1890, pl. xviii, fig. 1, n. sp.

Phyciodes ianthe = (*hera*, Hb., = *E. tezana*, Edw., = *smerdis*, Hew.); SKINNER, p. 52, Ent. News, i.

P. hondana, Colombia, p. 119, pl. iii, fig. 5, WEYMER, in Stübel Reise, n. sp.

Pseudacraea apaturuoides n. var. *comorana*; OBERTHUR, p. 14, pl. ii, fig. 8, Études d'Ent. xiii.

P. uhelda, Zanzibar, *serena*, Comores Is., MABILLE, p. 20, Ann. Soc. Ent. Fr. (6) x, n. spp.

Pyrameis itea, figs. 1-4, *kershawi*, metamorphoses figured; MCCOY, Prodr. Zool. Vict. pl. cxviii.

Salamis chorimene, *ethyra*, referred to *Precis*; MABILLE, p. 19, Ann. Soc. Ent. Fr. (6) x.

Sephisia princeps = (*cauta*, Leech), n. var. *albimacula*; LEECH, Ent. xxiii, p. 190.

Vanessa: phylogenetic discussion on some species of; DIXEY (176). *V. c-album* n. var. *undina*, p. 424, pl. xvii, fig. 1; *V. urticæ* n. var. *nixa*,

p. 426; GROUM-GRSHIMAÏLO, in Rom. Mem. iv. *V. urticae*, L., var. figured; RIBBE, Deutsche e. Z. Lep. iii, p. 46, pl. ii, fig. 6. *V. atalanta*, L., var. figured; RIBBE, t. c. p. 45, pl. ii, fig. 3. *V. antiopa*, habits during hibernation; SCUDDER, Psyche, v, pp. 330-332: variation in California; SKINNER, Ent. News, i, p. 85. *V. levana*: *V. burejana*, Brem., is a seasonal form of; FRITZE, Zool. Anz. xiii, p. 13. *V. californica*, swarming of; HOPKINS, Ins. Life, ii, p. 355.

V. limenitoides, Tsé-kou, OBERTHUR, p. 39, pl. ix, fig. 96, Études d'Ent. xiii, n. sp.

BRASSOLIDÆ and MORPHIDÆ.

Notes on the habits of some Brazilian species; SEITZ, S. E. Z. li, p. 29.

Caligo agamemnon, Huamboya, WEYMER, in Stübel Reise, p. 111, pl. i, fig. 3, n. sp.

Clerome crope, China, LEECH, Ent. xxiii, p. 31, n. sp.

Discophora tullia, larva described; MANDERS, Tr. E. Soc. 1890, p. 519.

Morpho rhetenor, var. *helena*, described; STAUDINGER, Ent. Nachr. xvi, p. 107. *M. helena*, ♂ figured; SMITH & KIRBY, Rhop. ex. *Nymphalidae*, *Morphinae*, *Morpho*, i.

Stichopthalma nurinissa, Bhutan, NICÉVILLE, J. Bomb. N. H. Soc. v, p. 131, pl. c, n. sp.

SATYRIDÆ.

Amphidecta reynoldsi, Brazil, SHARPE, P. Z. S. 1890, p. 567, pl. xlvi, fig. 1, n. sp.

Callerebia albipuncta, China, LEECH, Ent. xxiii, p. 31, n. sp.

Chionobas antarcticus, Patagonia, MABILLE, N. Arch. Mus. (3) i, p. 142, pl. x, figs. 5 & 6, n. sp.

Cenonympha arcania, varieties discussed; WACKERZAPP, S. E. Z. li, pp. 147-149.

Corades laminata, n. var. *tripunctata*, pl. i. fig. 9, WEYMER, in Stübel Reise, p. 111.

Debis luteofasciata, fig. 108, *albolineata*, fig. 111, *andersoni*, fig. 109, figured, pl. x; OBERTHUR, Études d'Ent. xiii.

Epinephele haberhaueri, pl. xvii, fig. 6, *pulchella*, fig. 3, *naubidensis*, fig. 5, *cadusina*, var. *leta*, fig. 4, figured and described; GROUM-GRSHIMAÏLO, in Rom. Mem. iv. *E. tithonus*, var. noticed; CRASKE, Ent. xxiii, p. 16.

Erebia cæcilia, Bdv., *gorge*, and *gorgone*, notes on; OBERTHUR, p. clxxxvii, Bull. Soc. Ent. Fr. 1890. *E. ceto*, n. var. *obscura*; RÄTZER, MT. Schw. ent. Ges. viii, p. 222. *E. meta*, pl. xiii, fig. 2, *hades*, fig. 3, *jordana*, fig. 4, n. var. *icelos*, fig. 4b, c, *mongolica*, pl. xiv, fig. 3, *radians*, pl. xiii, fig. 1, figured; GROUM-GRSHIMAÏLO, in Rom. Mem. iv. *E. epipsodea*, with var. *brucei*, the metamorphoses figured; EDWARDS, Butt. N. Am., 3rd ser., *Erebia*, iii.

E. christi, Simphon, RÄTZER, MT. Schw. ent. Ges. viii, p. 220; *E. ruricola*, *rurigena*, China, LEECH, Ent. xxiii, p. 187; *E. patagonica*, Punta Arenas, MABILLE, N. Arch. Mus. (3) i, p. 142, pl. x, figs. 3 & 4: n. spp.

Euptychia butleri (= *ashna*, Butl., nec Hëw.), habitat not mentioned; WEYMER, in Stübel Reise, p. 61, n. sp.

Heteronympha affinis, Victoria, LUCAS, P. Linn. Soc. N.S.W. (2) iv, p. 1065, n. sp.

Idiomorphus nanodes, Centr. Africa, SMITH, p. 472, P. Z. S. 1890, n. sp.

Lethe occulta, p. 26, *cyrene*, *trimacula*, p. 27, *nigrifascia*, *labyrinthea*, China, LEECH, Ent. xxiii, n. spp.

Lymanopoda huilana, pl. i, fig. 5, *altis*, pl. iii, fig. 8, Colombia and Ecuador, WEYMER, in Stübel Reise, p. 109, n. spp.

Melanargia parce, pl. vii, fig. 1b, n. var. *persa*, p. 442, pl. vii, fig. 1a, var. *lucida*, pl. viii, fig. 1, figured; GROUM-GRSHIMAÏLO in Rom. Mem. iv. *M. halimede*, n. var. *montana*, LEECH, Ent. xxiii, p. 26.

Melanites ampa, E. India, SWINHOE, Ann. N. H. (6) v, p. 353, n. sp.

Mycalasis oculatissima figured, pl. x, fig. 104, OBERTHUR, Études d'Ent. xiii. *M. mandata*, larva figured; DAVIDSON & AITKEN, p. 267, pl. A, figs. 1 & 1a, J. Bomb. N. H. Soc. v.

M. turpilius, p. 43, pl. ix, fig. 101, *styppar*, fig. 110, p. 44, Mou-pin, OBERTHUR, Études d'Ent. xiii; *M. modestus*, Queensland, MISKIN, P. Linn. Soc. N.S.W. (2) v, p. 29: n. spp.

Neope bhima, ♂ described; MANDERS, Tr. Ent. Soc. 1890, p. 518.

N. ramosa, *romanovi*, China, LEECH, Ent. xxiii, p. 29, n. spp.

Neosatyria boisduwali, = (*hahni*, Mab.); BERG, p. clxix, Bull. Soc. Ent. Fr. 1890.

Eneis hora figured; GROUM-GRSHIMAÏLO, pl. xx, fig. 1, Rom. Mem. iv.

Pararge manzororum figured, pl. ix, fig. 100, *dumetorum*, n. var., *nemorum*, fig. 103, OBERTHUR, p. 42, Études d'Ent. xiii. *P. megæra*, L., coupling described; SENNA, Bull. Ent. Ital. xxii, p. 109.

P. catena, p. 30, *præusta*, p. 188, China, LEECH, Ent. xxiii, n. spp.

Pedaliodes phædra, n. var. *melaleuca*, WEYMER, in Stübel Reise, p. 41.

P. gortyna, pl. iii, fig. 14, p. 109, *reissi*, pl. i, fig. 4, Colombia, *albo-punctata*, pl. iii, fig. 9, Peru, p. 110, WEYMER, in Stübel Reise, n. spp.

Pseudomaniola, n. g. near *Maniola*, p. 107, for *P. euripides*, Colombia, p. 108, pl. iii, fig. 10, *eleates*, Bolivia, fig. 12 & p. 108, n. spp., WEYMER in Stübel Reise.

Ragadia crito, Bhutan, NICÉVILLE, p. 199, pl. d, figs. 1 & 2, J. Bomb. N. H. Soc. v, n. sp.

Satyrodes canthus (with var.), metamorphoses figured; EDWARDS, Butt. N. Am., 3rd ser., *Satyrodes*, i.

Satyrus staudingeri, pl. xvi, fig. 1a, b, n. var. *gultschensis*, pl. xiv, fig. 4, p. 459, *sieversii*, var. *sartha*, fig. 5, *boloricus*, fig. 6, *abramovi*, pl. xvii, fig. 2, *wilkinsi*, pl. xv, fig. 5, *josephi*, fig. 4, *pamirus*, fig. 6, *stulta*, fig. 2, *stheno*, fig. 3, figured and described; GROUM-GRSHIMAÏLO, in Rom. Mem. iv. *S. janira*, n. var. *lactea*, GIROD, Rev. Sci. Bourb. ii, p. 130, woodcut. *S. pegala*, varieties figured; EDWARDS, Butt. N. Am., 3rd ser.,

Satyrus, i. *S. hermione*, L., coupling described; SENNA, Bull. Ent. Ital. xxii, p. 108.

S. leechi, p. 473, pl. xv, fig. 3a, b (as *huebneri*), *intermedius*, p. 480, pl. xv, fig. 7, Central Asia, GROUM-GRSHIMAILO in Rom. Mem. iv; *S. maculosa*, China, LEECH, Ent. xxiii, p. 30; *S. mertina*, pl. x, fig. 105, *sybillina*, fig. 106, China, OBERTHUR, p. 40, Études d'Ent. xiii: n. spp.

Theope eupolis, *bacensis*, Mexico, SCHAUS, Ent. Am. vi, p. 19, n. spp.

Xenica orichra, Meyr., note on; OLLIFF, P. Linn. Soc. N.S.W. (2) iv, p. 620.

X. correæ, Mt. Kosciusko, OLLIFF, P. Linn. Soc. N.S.W. (2) iv, p. 621, n. sp.

Zethera sagitta, China, LEECH, Ent. xxiii, p. 26, n. sp.

ELYMNIIDÆ.

Dyctis dædalion, Burma, NICÉVILLE, p. 202, pl. d, fig. 4, J. Bomb. N. H. Soc. v, n. sp.

Elymnias caudata, larva and pupa figured; DAVIDSON & AITKEN, p. 268, pl. A, figs. 2 & 2a, J. Bomb. N. H. Soc. v.

E. cheleensis, Khasi Hills, NICÉVILLE, p. 200, pl. d, fig. 3, J. Bomb. N. H. Soc. v, n. sp.

ERYCINIDÆ.

Anatole middletoni, Brazil, SHARPE, p. 574, pl. xlvi, figs. 8 & 9, P. Z. S. 1890, n. sp.

Bæotlis johannæ, Brazil, SHARPE, p. 573, pl. xlvi, fig. 7, P. Z. S. 1890, n. sp.

Caria melicerta, Mexico, SCHAUS, Ent. Am. vi, p. 18, n. sp.

↓ *Dichora*, n. g., for *Libythea labdaca*, Westw.; SCUDDER, p. 470, Rep. U. S. Geol. Surv. viii, pt. i.

Diorhina arthuriana, Brazil, SHARPE, p. 572, pl. xlvi, figs. 4 & 5, P. Z. S. 1890, n. sp.

Dodona maculosa, China, LEECH, Ent. xxiii, p. 44, n. sp.

Eurybia halimede, n. var. *albiseriata*, WEYMER, in Stübel Reise, p. 88.

Hypatus: the genus maintained and defined; SCUDDER, p. 462, Rep. U. S. Geol. Surv. viii, pt. i.

Isapis falcis, Colombia, WEYMER, in Stübel Reise, p. 121, pl. iv, fig. 10, n. sp.

Lasacia sessilis, Mexico, SCHAUS, Ent. Am. vi, p. 19, n. sp.

Libythea carinenta, habits noticed, SEITZ, S. E. Z. li, p. 2.

L. libera, Burma, NICÉVILLE, p. 207, pl. d, fig. 6, J. Bomb. N. H. Soc. v, n. sp.

Lymnas isabellæ, Brazil, SHARPE, p. 571, pl. xlvi, fig. 3, P. Z. S. 1890, n. sp.

Mesene clarissa, Brazil, SHARPE, p. 573, pl. xlvi, fig. 6, P. Z. S. 1890, n. sp.

Mesosemia bella, Brazil, SHARPE, p. 569, pl. xlvi, fig. 2, P. Z. S. 1890, n. sp.

Nemeobius lucina, note on egg and young larvæ; CHAPMAN, Ent. M. M. (2) i, p. 243.

Polycæna tamerlana figured, pl. x, fig. 6, n. var. *temir* described, p. 420; GROOM-GRSHIMAÏLO, in Rem. Mem. iv.

Siseme pseudopallas, Peru, WEYMER, in Stübel Reise, p. 121, pl. iv, fig. 13, n. sp.

LYCÆNIDÆ.

Acesina aberrans figured, pl. xxv, figs. 142 & 143; NICÉVILLE, Butt. Ind. iii.

Allotinus multistrigatus, figs. 157 & 158, *nivalis*, fig. 159, pl. xxvi, figured; NICÉVILLE, Butt. Ind. iii.

A. similis, Cameroons, KIRBY, Ann. Nat. H. (6) vi, p. 262, n. sp.

Amblypodia anita figured, pl. xxvii, fig. 191; NICÉVILLE, Butt. Ind. iii.

A. ganessa, n. var. *seminigra*; LEECH, Ent. xxiii, p. 44.

A. angulata, China, LEECH, Ent. xxiii, p. 44; *A. horsfieldi*, p. 106, *amazona*, p. 107, Java, PAGENSTECHER, JB. Nass. Vet. xliii; *A. eupolis*, p. 42, *cyrouthe*, p. 43, Cape York, MISKIN, P. Linn. Soc. N.S.W. (2) v : n. spp.

Aphnæomorpha, n. g., for *Aphnæus orcas* and *hutchinsonii*, Trim.; NICÉVILLE, p. 347, Butt. Ind. iii.

Aphnæus rukma, fig. 145, pl. xxv, *sani*, fig. 146, *rukmini*, fig. 147, figured; NICÉVILLE, Butt. Ind. iii.

A. ilogo, p. 429, *argenteola*, *crustaria*, p. 430, *argyrocyclus*, p. 431, W. Africa, HOLLAND, Psyche, v; *A. chalybeatus*, Sierra Leone, SHARPE, Ann. N. H. (6) vi, p. 105, figured Tr. E. Soc. 1890, pl. xviii, fig. 7; *A. zaffra*, Himalaya, NICÉVILLE, p. 366, pl. xxviii, fig. 217, Butt. Ind. iii : n. spp.

√ *Araotes* ("n. g.," but established by Doherty last year, cf. Zool. Rec. xxvi, Ins. p. 225), for *Myrina lapithis*, Moore, figured pl. xxix, fig. 237; NICÉVILLE, p. 446, Butt. Ind. iii.

A. perrhæbis, Philippines, SEMPER, p. 220, pl. xxxiii, fig. 21, Reisen Philipp. ii, v, n. sp.

Arhopala bicolora, Rüb., pl. xxxiii, fig. 18, *phænops*, Feld., fig. 16, *adatha*, Hew., fig. 17, figured; SEMPER, Reisen Philipp. ii, v.

A. staudingeri, p. 195, *trionæa*, p. 198, *anamuta*, p. 203, *davaona*, p. 204, Philippines, SEMPER, Reisen Philipp. ii, v; *A. viridissima*, Burma, SWINHOE, Ann. N. H. (6) v, p. 449; *A. adorea*, p. 238, frontispiece, fig. 139, *rafflesii*, p. 248, *agrata*, p. 251, fig. 137, *davisoni*, p. 280, fig. 135, E. India, NICÉVILLE, Butt. Ind. iii : n. spp.

√ *Arrhenothrix*, n. g., p. 336, for *A. penicilligera*, n. sp., E. India, pl. xxviii, fig. 214, p. 337, NICÉVILLE, Butt. Ind. iii.

√ *Aslauga*, n. g., for *A. marginalis*, n. sp., Sierra Leone; KIRBY, p. 261, Ann. N. H. (6) vi.

- Azanus gamra* figured, pl. xxvi, fig. 176, NICÉVILLE, Butt. Ind. iii.
- Bindahara areca*, Feld., pl. xxix, fig. 242, *thesmia*, fig. 229, figured; NICÉVILLE, Butt. Ind. iii. *B. scæva*, Hew., ♀ described and figured, p. 210, pl. E, fig. 7; *cinesoides*, Nic., ♀ figured and described, p. 211, pl. E, fig. 8; NICÉVILLE, J. Bomb. N. H. Soc. v.
- Camena ctesia* figured, pl. xxviii, fig. 215, NICÉVILLE, Butt. Ind. iii.
- Castalius airavati*, figured, frontispiece, fig. 133; NICÉVILLE, Butt. Ind. iii.
- C. monrosi*, Philippines, SEMPER, Reisen Philipp. ii, v, p. 187, pl. xxxiii, fig. 14, n. sp.
- Catapacilmta gracilis*, figured, pl. xxxiii, figs. 19 & 20; SEMPER, Reisen Philipp. ii, v.
- Catochrysops pandava*, figs. 187 & 188, pl. xxvii, figured; NICÉVILLE, Butt. Ind. iii.
- C. vapanda*, Philippines, SEMPER, Reisen Philipp. ii, v, p. 187, pl. xxxiii, fig. 13, n. sp.
- ✓ *Chatoprocta*, n. g., p. 311, for *Dipsas odata*, Hew., which is figured, pl. xxvii, fig. 204; NICÉVILLE, Butt. Ind. iii.
- C. odata*, Hew., eggs, larva, and habits noticed; NICÉVILLE, Tr. E. Soc. 1890, p. 87.
- ✓ *Charana*, n. g., for *Myrina mandarinus*, Hew. (figured, pl. xxviii, fig. 222); NICÉVILLE, p. 401, Butt. Ind. iii.
- Cheritra jaffra*, figured, pl. xxix, fig. 226; NICÉVILLE, Butt. Ind. iii.
- C. ænea*, Philippines, SEMPER, Reisen Philipp. ii, v, p. 215, n. sp.
- Cheritrella truncipennis*, figured, pl. xxviii, fig. 223; NICÉVILLE, Butt. Ind. iii.
- Chilades laius*, figured, pl. xxvi, figs. 168 & 169; NICÉVILLE, Butt. Ind. iii.
- Chliaria kina*, figured, pl. xxviii, fig. 211; NICÉVILLE, Butt. Ind. iii.
- Chrysophanus aurifer*, synonymy and description; MISKIN, P. Linn. Soc. N.S.W. (2) v, p. 31. *C. caspius* var. *transiens*, figured, pl. xxvii, fig. 206; NICÉVILLE, Butt. Ind. iii. *C. erinus*, figured, pl. xii; SCOTT, Austr. Lep. ii.
- C. mandersi*, Shan States, ELWES, Tr. E. Soc. 1890, p. 531; *C. susanus*, Biluchistan, NICÉVILLE, p. 322, Butt. Ind. iii; *C. ænea*, Queensland, MISKIN, P. Linn. Soc. N.S.W. (2) v, p. 33 : n. spp.
- Curetis*, the species considered to be only two, p. 285, *C. phadrus*, figured, pl. xxvii, fig. 201; NICÉVILLE, Butt. Ind. iii.
- C. nicobarica*, Nicobar Is., SWINHÖE, Ann. N. H. (6) v, p. 451, n. sp.
- Cyaniris transpectus*, figured, pl. xxvi, figs. 170 & 171; NICÉVILLE, Butt. Ind. iii.
- C. cyanescens*, Nicobar Is., NICÉVILLE, p. 103, frontispiece, fig. 129, Butt. Ind. iii, n. sp.
- Danis syrius*, Queensland, MISKIN, P. Linn. Soc. N.S.W. (2) v, p. 34, n. sp.
- Deudoria cærulea*, W. Africa, DRUCE, Ann. N. H. (6) v, p. 28, n. sp.

Dipsas minerva, p. 40, *comes*, *melpomene*, p. 41, *thespis*, p. 42, China, LEECH, Ent. xxiii, n. spp.

√*Drina*, n. g., for *Myrina donina*, Hew. (figured, pl. xxix, fig. 235); NICÉVILLE, p. 442, Butt. Ind. iii.

Durbania gerda, Cameroons, KIRBY, p. 265, Ann. N. H. (6) vi; *D. mondo*, *oshera*, *aslura*, p. 428, *olombo*, p. 429, W. Africa, HOLLAND, Psyche, v : n. spp.

√*Eoosylides*, n. g., for *Oxylides tharus*, Hb. (figured, pl. xxix, fig. 231); NICÉVILLE, p. 432, Butt. Ind. iii.

Epitola pinodes, W. Africa, DRUCE, Ann. N. H. (6) v, p. 24; *E. badura*, *staudingeri*, p. 271, *zelica*, *henleyi*, p. 272, *catuna*, *doleta*, p. 273, *perdita*, *E. ? barombiensis*, p. 274, Trop. Africa, KIRBY, *op. cit.* vi; *E. crowleyi*, Sierra Leone, SHARPE, *t. c.* p. 106, figured Tr. E. Soc. 1890, pl. xvii, figs. 6 & 7; *E. subfulvida*, p. 423, *purpurascens*, *goodi*, *cercenoides*, p. 424, *benitensis*, *umbratilis*, p. 425, W. Africa, HOLLAND, Psyche, v : n. spp.

Eucspa milionia, figured, pl. xxvii, fig. 203; NICÉVILLE, Butt. Ind. iii.

√*Euliphyra*, n. g., for *E. mirifica*, n. sp., W. Africa, and *Liphyra leucyania*, Hew.; HOLLAND, p. 423, Psyche, v.

Everes argiades, figured, pl. xxvi, fig. 180; NICÉVILLE, Butt. Ind. iii.

E. kala, E. India, NICÉVILLE, p. 139, pl. xxvi, fig. 181, Butt. Ind. iii, n. sp.

Gerydus boisduvali, Moore, figured, pl. xxvi, fig. 155; NICÉVILLE, Butt. Ind. iii.

G. gopara, Perak, NICÉVILLE, Butt. Ind. iii, p. 25; ♀ described, p. 208, figured, pl. E, figs. 1 & 2, J. Bomb. Soc. v : n. sp.

Holochila assimilis, figured, pl. xii; SCOTT, Austr. Lep. ii.

H. androdus, Cape York, MISKIN, P. Linn. Soc. N.S.W. (2) v, p. 41, n. sp.

Horaga rana, pl. xxv, fig. 149, *albimacula*, fig. 148, figured; NICÉVILLE, Butt. Ind. iii.

H. camiguina, *bilineata*, Philippines, SEMPER, Reisen Philipp. ii, v, p. 216, n. spp.

Hypolycæna nilgirica, figured, frontispiece, figs. 123 & 124; NICÉVILLE, Butt. Ind. iii. *H. tharrytas*, larva and pupa figured; SEMPER, pl. B, fig. 3, Reisen Philipp. ii, v.

H. liara, *kadiskos*, W. Africa, DRUCE, p. 27, Ann. N. H. (6) v, n. spp.

√*Hypothecla*, n. g., for *Hypolycæna astyla*, Feld.; SEMPER, Reisen Philipp. ii, v, p. 204.

Ialmenus itonus, Cape York, MISKIN, P. Linn. Soc. N.S.W. (2) v, p. 41, n. sp.

Ierda viridipunctata, Sikkim, NICÉVILLE, p. 329, pl. xxviii, fig. 207, Butt. Ind. iii, n. sp.

Iolaus menas, p. 29, *lukabas*, *paneperata*, *iaspis*, p. 30, W. Africa, DRUCE, Ann. N. H. (6) v; *I. luculentus*, p. 38, *contractus*, p. 39, China, LEECH, Ent. xxiii : n. spp.

Iraota timoleon figured, pl. xxvii, figs. 192 & 193; NICÉVILLE, Butt. Ind. iii. *I. lazarena*, Feld., figured; SEMPER, Reisen Philipp. ii, v, pl. xxxiii, fig. 15.

Jamides nicobaricus, figured, pl. xxvii, fig. 186 ; NICÉVILLE, Butt. Ind. iii.

Lachnocnema exiguus, W. Africa, HOLLAND, Psyche, v, p. 426, n. sp.

Lampides astraytes, pl. xxxiii, figs. 5-7, *suidas*, figs. 11 & 12, *cleodius*, figs. 9 & 10, *celeno*, fig. 8, figured ; SEMPER, Reisen Philipp. ii, v. *L. alsulus*, figured ; SCOTT, pl. xii, Austr. Lep. *L. pura*, figured, frontispiece, p. 132 ; NICÉVILLE, Butt. Ind. iii.

L. marakata, Perak, NICÉVILLE, p. 174, Butt. Ind. iii, n. sp.

Larinopoda peucedata, figs. 5 & 6, *albula*, figs. 3 & 4, *eurema*, figs. 7 & 8, figured ; KIRBY & SMITH, Rhop. ex. *Lycenidae* (African), pl. ix.

L. perfragilis, *campimus*, W. Africa, HOLLAND, p. 427, Psyche, v ; *L. sylpha*, *opaca*, Cameroons, KIRBY, p. 266, Ann. N. H. (6) vi ; *L. aspidos*, W. Africa, DRUCE, Ann. N. H. (6) v, p. 25 : n. spp.

Liptena alluaudi, W. Africa, MABILLE, p. 23, pl. ii, fig. 2, Ann. Soc. Ent. Fr. (6) x ; *L. acraeoides*, *fervida*, figs. 1-3, p. 39, *echo*, figs. 4 & 5, p. 40, W. Africa, SMITH & KIRBY, Rhop. ex. African *Lycenidae*, pl. x : n. spp.

Logania marmorata, figured, frontispiece, fig. 128 ; NICÉVILLE, Butt. Ind. iii.

Lucia lucanus, synonymy and description ; MISKIN, P. Linn. Soc. N.S.W. (2) v, p. 30.

Lycena : GROUM-GRSHIMAILO, in Rom. Mem. iv, describes and discusses the Central-Asian species, pp. 366-419, and figures the following—*L. alaina*, pl. viii, fig. 7, *elvira* = (*oberthuri*, Gr.-Gr.), pl. vii, fig. 4, p. 369, *roxane*, pl. vii, fig. 3, *eversmanni*, pl. vii, fig. 2, *rutilans*, pl. vii, fig. 7, *iris*, fig. 8, *sieversi* var. *haberhaueri*, pl. vii, fig. 6, *bellona*, pl. xv, fig. 1, *devonica*, pl. viii, fig. 4, *panægides* var. *alaica*, pl. viii, fig. 8, *tengstroeni*, n. var. *carbonaria*, fig. 9, p. 388, *pheretes* var. *lehanus*, pl. x, fig. 4, *pheretades* var. *phetulus*, pl. viii, fig. 5, *venus*, pl. viii, fig. 3, *magnifica*, pl. ix, fig. 1, *kogistana*, pl. viii, fig. 6, *phyllis* var. *phyllides*, pl. ix, fig. 6, *poseidon* var. *poseidonoides*, pl. ix, fig. 5, *kindermanni* var. *melania*, fig. 3, *actis* var. *actinides*, pl. ix, fig. 4, *dagmara*, pl. ix, fig. 2, *persephatta* var. *minuta*, pl. x, fig. 3, *chrysopsis* (as *omphissa*, Moore), pl. x, fig. 5, *charybdis*, pl. ix, fig. 7, *gigantea*, fig. 8, figured in Rom. Mem. iv. *L. bavius* var. *fatma*, figured, pl. vii, figs. 50 & 51, described, p. 19 ; OBERTHUR, Études d'Ent. xiii. *L. osias*, Rüb., synonymical note ; SNELLEN, p. 298, Tijdschr. Ent. xxxiii. *L. lineata*, Murray, ♂ described ; MISKIN, P. Linn. Soc. N.S.W. (2) v, p. 35. *L. aratus* n. var. *djampeanu* ; SNELLEN, p. 271, pl. xi, fig. 1, Tijdschr. Ent. xxxiii. *L. icarus* n. var. *casanensis* ; KRULIKOVSKI, Bull. Soc. Mosc. 1890, p. 223, pl. viii, fig. E. *L. loewii*, figured, pl. xxvi, fig. 167 ; NICÉVILLE, Butt. Ind. iii. *L. comyntas*, swarming of ; MARLATT, P. E. Soc. Wash. i, p. 206. *L. alexis*, coupling described ; SENNA, Bull. Ent. Ital. xxii, p. 110. *L. hylas*, hermaphrodite figured ; RIBBE, Deutsche e. Z. Lep. iii, p. 45, pl. ii, fig. 2.

L. moneta, p. 23, pl. ii, fig. 4, *fulvamacula*, fig. 5, *semilimbata*, fig. 3, *ornata*, fig. 6, p. 24, *podorina*, *serrula*, Senegal, p. 25, MABILLE, Ann. Soc. Ent. Fr. (6) x ; *L. phiala*, p. 366, pl. xxi, fig. 4, *dschagatai*, p. 370, *tomyris*,

p. 377, pl. vii, fig. 5, *hunza*, p. 397, pl. xv, fig. 2, GROUM-GRSHIMAÏLO, in Rom. Mem. iv ; *L. arcana*, *nebulosa*, China, LEECH, Ent. xxiii, p. 43 ; *L. canescens*, Tasmania, *mackayensis*, Mackay, p. 35, *nigra*, Cardwell, p. 36, *gracilis*, *sulpitius*, Queensland, p. 37, *mathewi*, Sidney, *hobartensis*, Tasmania, p. 38, MISKIN, P. Linn. Soc. N.S.W. (2) v ; *L. attenuata*, Queensland, LUCAS, *op. cit.* iv, p. 1066 ; *L. pelorias*, p. 121, pl. iv, fig. 2, *ludicra*, fig. 3, *titicaca*, fig. 6, p. 122, Bolivia, WEYMER, in Stübel Reise ; *L. patago*, Patagonia, MABILLE, N. Arch. Mus. (3) i, p. 144, pl. x, figs. 1 & 2 : n. spp.

Lycanesthes lycænina, figured, pl. xxvi, fig. 178 ; NICÉVILLE, Butt. Ind. iii.

L. lithas, W. Africa, DRUCE, Ann. N. H. (6) v, p. 24 ; *L. volta*, Africa, SHARPE, *op. cit.* vi, p. 105, figured, Tr. E. Soc. 1890, pl. xviii, fig. 6 ; *L. turneri*, Cape York, p. 39, *tasmanicus*, Tasmania, p. 40, MISKIN, P. Linn. Soc. N.S.W. (2) v : n. spp.

Makathala ameria, figured, pl. xxvii, fig. 200 ; NICÉVILLE, Butt. Ind. iii.

✓ *Maneca*, n. g., for *Pratapa bhotea*, Moore (figured, pl. xxviii, fig. 216) ; NICÉVILLE, p. 344, Butt. Ind. iii.

Megisba malaya, figured, pl. xxvi, fig. 165 ; NICÉVILLE, Butt. Ind. iii.

Mimacræa apicalis, p. 41, figs. 6 & 7, *charmian*, p. 42, figs. 8 & 9, Cameroons, SMITH & KIRBY, Rhop. ex. African *Lycænida*, pl. x, n. spp.

Mota, n. g., for *Myrina massyla*, Hew. (figured, pl. xxviii, fig. 210) ; NICÉVILLE, p. 345, Butt. Ind. iii.

Nacaduba pavana, fig. 182, *viola*, fig. 183, *caelestis*, fig. 184, pl. xxvi, *ardates*, fig. 185, pl. xxvii, figured ; NICÉVILLE, Butt. Ind. iii. *N. kerriana*, pl. xxxiii, fig. 3, *azureus*, figs. 1 & 2, figured ; SEMPER, Reisen Philipp. ii, v.

N. smaragdina, Philippines, SEMPER, Reisen Philipp. ii, v, p. 178, pl. xxxiii, fig. 4, n. sp.

✓ *Neolycæna*, n. g., for *Lycæna sinensis*, Alph. ; NICÉVILLE, p. 64, Butt. Ind. iii.

Neopithecops zalmora, Butl., figured, pl. xxvi, fig. 162 ; NICÉVILLE, Butt. Ind. iii.

Niphanda cymbia, figured, frontispiece, figs. 130 & 131 ; NICÉVILLE, Butt. Ind. iii.

Ogyris : revision of the Australian species ; MISKIN, P. Linn. Soc. N.S.W. (2) v, p. 23.

O. barnardi, Queensland, MISKIN, P. Linn. Soc. N.S.W. (2) v, p. 27, n. sp.

✓ *Orthomiella*, n. g., p. 125, for *Chitades ? pontis*, Elwes (figured, pl. xxvi, fig. 177) ; NICÉVILLE Butt. Ind. iii.

Paragerydus horsfieldi, figured, pl. xxvi, fig. 156 ; NICÉVILLE, Butt. Ind. iii.

Phytala elais, Db., ♀ described ; HOLLAND, p. 425, Psyche, v.

Pithecops hylax, figured, pl. xxvi, fig. 161 ; NICÉVILLE, Butt. Ind. iii.

P. steirema, Solomon Is., DRUCE, Ann. N. H. (6) v, p. 25, n. sp.

Polyommatus solskyi var. *fulminans*, pl. vi, fig. 4, *alpherakii*, pl. xiv, fig. 2, *sultan*, pl. vi, fig. 6, *sarthus*, pl. vi, fig. 5, *dimorphus*, pl. vi, fig. 7, figured; GROUM-GRSHIMAILO, in Rom. Mem. iv.

Poritia pleurata, figured, pl. xxvi, fig. 160; NICÉVILLE, Butt. Ind. iii.

Pratapa plateni, p. 206, *P. ? manata*, p. 208, Philippines, SEMPER, Reisen Philipp. ii, v, n. spp.

Pseudaletis trifasciata, Sierra Leone, SHARPE, Ann. N. H. (6) vi, p. 103; figured, Tr. E. Soc. 1890, pl. xviii, fig. 8 : n. sp.

Pseuderesia helena, figured; SMITH & KIRBY, Rhop. ex. African *Lycænidæ*, pl. ix, figs. 1 & 2.

P. zoraida, W. Africa, SMITH & KIRBY, Rhop. ex. African *Lycænidæ*, figs. 9-12, p. 36; *P. o-rubrum*, p. 425, *latruncularia*, *despecta*, p. 426, W. Africa, HOLLAND, Psyche, v. *P. cellularis*, p. 262, *paucipunctata*, *turbata*, p. 263, *similis*, *debora*, p. 264, *dinora*, p. 265, Cameroons, KIRBY, Ann. N. H. (6) vi, : n. spp.

Rapala deliochus, Hew., ♀ described, p. 212, figured, pl. E, fig. 6; NICÉVILLE, J. Bomb. N. H. Soc. v. *R. phranga*, Hew., pl. xxxiii, fig. 22, *alcetas*, figs. 23 & 24, figured, *alcetas* n. var. *alcetina*, p. 225; SEMPER, Reisen Philipp. ii, v.

R. scintilla, Sikkim, NICÉVILLE, p. 461, Butt. Ind. iii, ♂ described, p. 212, figured, pl. E, fig. 5, J. Bomb. N. H. Soc. v; *R. repercussa*, *subpurpurea*, China, LEECH, Ent. xxiii, p. 42; *R. damona*, Andaman Is., SWINHOE, Ann. N. H. (6) v, p. 450; *R. nemana*, Philippines, SEMPER, p. 223, Reisen Philipp. ii, v : n. spp.

√*Ritra*, n. g., for *Sithon aurea*, Druce; NICÉVILLE, p. 411, Butt. Ind. iii. *Satsuma chalybeia*, p. 43, *pratti*, p. 44, China, LEECH, Ent. xxiii, n. spp. *Sinthusia virgo*, figured, frontispiece, fig. 134; NICÉVILLE, Butt. Ind. iii. *Spalgis epius*, figured, pl. xxvi, fig. 163; NICÉVILLE, Butt. Ind. iii.

S. lemolea, p. 26, *pilos*, p. 27, W. Africa, DRUCE, Ann. N. H. (6) v; *S. s-signata*, W. Africa, HOLLAND, p. 426, Psyche, v; *S. latimarginata*, Senegambia, SHARPE, Ann. N. H. (6) vi, p. 347 : n. spp.

√*Suasa*, n. g., for *Myrina lisides*, Hew. (figured pl. xxviii, fig. 220); NICÉVILLE, p. 386, Butt. Ind. iii.

Surendra quercetorum figured, pl. xxvii, figs. 194 & 195, NICÉVILLE, Butt. Ind. iii.

Tajuria maculata, pl. xxviii, fig. 219, *donatana*, pl. xxv, fig. 154, *istroidea*, fig. 153, figured; NICÉVILLE, Butt. Ind. iii.

T. illurgioides, Sikkim, p. 375, pl. xxviii, fig. 218, NICÉVILLE, Butt. Ind. iii; *T. vergara*, Philippines, SEMPER, p. 210, Reisen Philipp. ii, v : n. spp.

Talicauda nyseus, Guér., figured, pl. xxvi, fig. 179; NICÉVILLE, Butt. Ind. iii.

√*Taraka*, n. g., near *Spalgis*, p. 57, for *Miletus hamada*, Druce, and *T. mahanetra*, n. sp., Perak, p. 59; NICÉVILLE, Butt. Ind. iii.

Tarucus venosus figured, pl. xxvii, fig. 189; NICÉVILLE, Butt. Ind. iii.

Teriomima leucostola, *xanthostola*, *xanthis*, W. Africa, HOLLAND, p. 429,

Psyche, v ; *T. decipiens*, p. 268, *delicatula*, *serena*, p. 269, *modesta*, *cordelia*, p. 270, *dubia*, p. 271, Trop. Africa, KIRBY, Ann. N. H. (6) vi : n. spp.

Thaduka multicaudata figured, pl. xxvii, fig. 196 ; NICÉVILLE, Butt. Ind. iii.

Thamala miniata figured, pl. xxviii, figs. 212 & 213 ; NICÉVILLE, Butt. Ind. iii.

Thecla: notes on habits of some Brazilian species ; SEITZ, S. E. Z. li, pp. 3-5. *T. sassanides* figured, pl. xxvii, p. 202 ; NICÉVILLE, Butt. Ind. iii. *T. w-album*, n. var. *bullerowi* ; KRULIKOVSKI, Bull. Soc. Mosc. 1890, p. 216. *T. rubi*, var. noticed ; BREIGNET, Bull. Soc. Ent. Fr. (6) x, p. xxix. *T. arata*, seasonal dimorphism in ; FRITZE, Zool. Anz. xiii, p. 13. *T. roboris*, metamorphoses ; CHRÉTIEN, Le Nat. xii, p. 102. *T. sassanides*, Koll., = (*mirabilis*, Ersch.) ; GROUM-GRSHIMAÏLO, in Rom. Mem. iv, p. 354.

T. elvesi, p. 39, *ornata*, *rubicundula*, p. 40, *cælestis*, p. 191, China, LEECH, Ent. xxiii ; *T. ion*, *eronos*, *stiktos*, p. 151, *teleontes*, *stigmatos*, *cydonia*, *lemnos*, p. 152, Interior of Colombia, DRUCE, Ent. M. M. (2) i ; *T. oribata*, Bolivia, WEYMER, in Stübel Reise, p. 123, pl. iv, fig. 8 : n. spp.

Thestor fedtschenskoi, n. var., *alpina*, GROUM-GRSHIMAÏLO, in Rom. Mem. iv, p. 357.

Ticherra acte, wet-season form figured, pl. xxviii, fig. 225 ; NICÉVILLE, Butt. Ind. iii.

Tingra lavinia, *laura*, p. 267, *fatima*, p. 268, Trop. Africa, KIRBY, Ann. N. H. (6) vi, n. spp.

√ *Una*, n. g., for *Zizera* ? *usta*, Dist. ; NICÉVILLE, p. 51, Butt. Ind. iii.

Virachola isocrates, habits ; NICÉVILLE, Ind. Mus. Notes, i, p. 193.

√ *Yasoda*, n. g., for *Loxura tripunctata*, Hew. (figured, pl. xxix, figs. 233 & 234) ; NICÉVILLE, p. 438, Butt. Ind. iii.

√ *Zarona*, n. g., p. 34, with *Z. zanella*, Burma, p. 35, *bradamante*, Siam, p. 36, n. spp. ; NICÉVILLE, Butt. Ind. iii.

Z. pharygoides, Malay Penins., NICÉVILLE, p. 208, pl. e, fig. 3, J. Bomb. N. H. Soc. v, n. sp.

√ *Zeltus*, n. g., for *P. etolus*, Fab. (figured, pl. xxviii, fig. 221) ; NICÉVILLE, p. 399, Butt. Ind. iii.

Zephyrus khasia, E. India, NICÉVILLE, p. 301, Butt. Ind. iii : ♂ described, p. 210, pl. e, fig. 4, J. Bomb. N. H. Soc. v : n. sp.

Zeritis leonina, *fallax*, p. 104, *latifimbriata*, p. 105, Sierra Leone, SHARPE, Ann. N. H. (6) vi (figured, Tr. E. Soc. 1890, figs. 4-6, pl. xviii) : n. spp.

Zesius chrysomallus, figured, pl. xxviii, figs. 208 & 209 ; NICÉVILLE, Butt. Ind. iii.

√ *Zinaspa*, n. g., for *Surendra todara* and *Rapala distorta* (pl. xxix, fig. 239) ; NICÉVILLE, p. 451, Butt. Ind. iii.

Zizera maha, fig. 172, *lysimon*, fig. 173, *gaika*, fig. 174, *otis*, fig. 175, figured, pl. xxvi ; NICÉVILLE, Butt. Ind. iii.

HESPERIIDÆ.

Abarat̄ha ransonetti, larva and pupa figured, pl. F, figs. 1 & 1a, p. 374 ; DAVIDSON & AITKEN, J. Bomb. N. H. Soc. v.

√ *Æromachus*, n. g., for a part of *Thanaos* ; NICÉVILLE, p. 214, J. Bomb. N. H. Soc. v.

Antigonus jamesoni, Trop. Africa, SHARPE, Ann. N. H. (6) vi, p. 348, n. sp.

Baoris sikkima, E. India, SWINHOE, Ann. N. H. (6) v, p. 362, n. sp.

Carterocephalus biseriatus, Bolivia, WEYMER, in Stübel Reise, p. 128, pl. iv, fig. 7, n. sp.

Carystus evander, Sierra Leone, pl. iii, fig. 4, *thersander*, Mozambique, fig. 5, MABILLE, p. 30, Ann. Soc. Ent. Fr. (6) x, n. spp.

Celanorrhinus consertus, Khasi Hills, p. 222, pl. E, fig. 12, *cacus*, Rangoon, p. 223, fig. 11, NICÉVILLE, J. Bomb. N. H. Soc. v, n. spp.

√ *Ctenoptilum*, n. g. ; type, *Achlyodes vasava*, Moore, p. 220, with *C. multiguttata*, n. sp., Burma, p. 221, pl. E, fig. 10 ; NICÉVILLE, J. Bomb. N. H. Soc. v.

Cyclopides chinensis, p. 48, *nanus*, p. 49, China, LEECH, Ent. xxiii, n. spp.

Erycides urania described ; AARON, Ent. News, i, p. 23. *E. batatabano*, Lef., metamorphoses ; DYAR, Canad. Ent. xxii, p. 211.

Eudamus hesus described ; AARON, Ent. News, i, p. 25. *E. stylites*, figs. 2 & 3, *undulatus*, figs. 4 & 5, *virescens*, figs. 6 & 7, pl., figured and described, pp. 11-15 ; MABILLE, Nov. Lep.

Halpe submacula, China, LEECH, Ent. xxiii, p. 48, n. sp.

Hesperia micacea, pl. iv, fig. 5, *fulvangula*, fig. 1, Ecuador, p. 126, *kirschi*, fig. 4, *biforis*, fig. 9, Colombia, p. 127, WEYMER, in Stübel Reise : n. spp.

Hesperilla munionga, p. 623, *monticola*, p. 624, Mount Kosciusko, OLLIFF, P. Linn. Soc. N.S.W. (2) iv, n. spp.

Ismene brussauwi, Congo, MABILLE, p. ccxxi, Bull. Soc. Ent. Fr. 1890, n. sp.

Isoteinon iapis, Burma, NICÉVILLE, p. 213, pl. E, fig. 9, J. Bomb. N. H. Soc. v, n. sp.

Leucochitonea umvulensis, Trop. Africa, SHARPE, Ann. N. H. (6) vi, p. 348, n. sp.

Matapa aria, larva and pupa figured, pl. F, figs. 3 & 3a ; DAVIDSON & AITKEN, J. Bomb. N. H. Soc. v.

√ *Odontoptilum*, n. g. ; type, *Achlyodes sura*, Moore ; NICÉVILLE, p. 217 J. Bomb. N. H. Soc. v.

Pamphila rega, fig. 6, *heterochrus*, fig. 7, *xylos*, fig. 8, figured pl. 3 ; Ann. Soc. Ent. Fr. (6) x. *P. ormuzd* figured, pl. xviii, fig. 5 ; GROUM-GRSHIMAILO, in Rom. Mem. iv. *P. panoquin*, early stages ; SKINNER, p. 8, Ent. News, i.

P. murga, Caffraria, MABILLE, p. 31, Ann. Soc. Ent. Fr. (6) x ; *P. virgata*, p. 47, *maga*, *similis*, p. 48, China, LEECH, Ent. xxiii ; *P. aaroni*, New Jersey, SKINNER, p. 6, Ent. News, i ; *P. slossonæ*, Florida, SKINNER, Ent. Am. vi, p. 138 : n. spp.

- Pardaleodes festus*, W. Africa, MABILLE, p. 33, pl. iii, fig. 2, Ann. Soc. Ent. Fr. (6) x, n. sp.
- Parnara astigmata*, Nilgiri Hills, SWINHÖE, Ann. N. H. (6) v, p. 363 ;
P. watsonii, Upper Burma, NICÉVILLE, p. 223, J. Bomb. N. H. Soc. v :
n. spp.
- Plesioneura proxima* figured, pl. iii, fig. 1 ; Ann. Soc. Ent. Fr. (6) x.
- P. grandis*, China, LEECH, Ent. xxiii, p. 47, n. sp.
- Proteides capronnieri*, Plötz, figured, pl. iii, fig. 3 ; noticed, p. 33 ;
MABILLE, Ann. Soc. Ent. Fr. (6) x.
- P. shelleyi*, Trop. Africa, SHARPE, Ann. N. H. (6) vi, p. 349 ; *P. margaritata*, p. 155, *iricolor*, *laterculus*, p. 156, W. Africa, HOLLAND, Ent. News, i : n. spp.
- Pterogospidea diversa*, China, LEECH, Ent. xxiii, p. 46, n. sp.
- Pyrgus proteus* n. var. *prometheus*, p. 499, pl. xviii, fig. 1, *nobilis*, fig. 3, *antonia* var. *gigantea*, fig. 2, *alpina* n. var. *darwazica*, p. 502, pl. xxi, fig. 5, *poggei*, larva, fig. 4, *lutulentus*, pl. xxi, fig. 6, p. 504, figured and described ;
GROUM-GRSHIMAILO, in Rom. Mem. iv. *P. spio*, L., figured, pl. iii, fig. 9 ;
Ann. Soc. Ent. Fr. (6) x.
- Pyrrhopyge telassa*, Hew., varietal note ; WEYMER, in Stübel Reise, p. 64.
- Sapca*, Plötz, note on its characters and composition ; MABILLE, p. 31, Ann. Soc. Ent. Fr. (6) x.
- S. elegantula*, *leucogaster*, Sierra Leone, MABILLE, p. 32, Ann. Soc. Ent. Fr. (6) x, n. spp.
- Suasus bipunctus*, Nilgiri Hills, SWINHÖE, Ann. N. H. (6) v, p. 364, n. sp.
- Tagiades atticus*, larva and pupa figured, pl. f, figs. 5 & 5a, p. 373 ;
DAVIDSON & AITKEN, J. Bomb. N. H. Soc. v.
- Teligonus lara*, Nicobar I., SWINHÖE, Ann. N. H. (6) v, p. 365, n. sp.

HETEROCERA.

Correlation of large antennæ of male *Lepidoptera* with small powers of flight in ♀ ; ALPILÉRAKY (7).

SPHINGIDÆ.

[Cf. AUSTAUT (23), DRUCE (185), FRENCH (282), LEECH (477), OLLIFF (581), PACKARD (592), SCHAUS (730).]

Note on the larval ornamentation of the N. American *Sphingidæ* ; GROTE, Canad. Ent. xxii, p. 15.

Ampelophaga myron, life-history ; PACKARD, Psyche, v, p. 400.

Calliomma germen, Mexico, SCHAUS, Ent. Am. vi, p. 20, n. sp.

Cautethia grotei, Edw., noticed ; SKINNER, p. 52, Ent. News, i.

Cœquosa triangularis figured, pl. x ; SCOTT, Austr. Lep. ii.

Cressonia juglandis, n. var. *hyperbola* ; SLOSSON, Ent. Am. vi, p. 59.

Deidamia inscriptum, life-history ; PACKARD, Psyche, v. pp. 397-399.

Dilophonota edwardsii and *ello*, preparatory stages ; DYAR, Ent. Am. vi, pp. 141-146.

Enyo lugubris, synonymy discussed ; MÖSCHLER, Abh. Senck. Ges. xvi, p. 106.

Enyo tadium, p. 19, *riscus*, p. 20, Mexico, SCHAUS, Ent. Am. vi, n. spp.

Hemaris staudingeri, China, LEECH, Ent. xxiii, p. 81 ; *H. brucei*, Colorado, FRENCH, Canad. Ent. xxii, p. 134 : n. spp.

Macroglossa ducalis figured, pl. xviii, fig. 6, Rom. Mem. iv.

Macrosila edwardsi, Australia, OLLIFF, P. Linn. Soc. N.S.W. (2) v, p. 516, n. sp.

Oryba imperialis, Panama, DRUCE, Ann. N. H. (6) v, p. 213, n. sp.

Pergesa mexicana, Paso de San Juan, SCHAUS, Ent. Am. vi, p. 20, n. sp.

Smerinthus astylus, larva noticed ; JONES, Ent. News. i, p. 21.

S. kindermanni, n. var. *orbata* ; GROOM-GRSHIMAÏLO, in Rom. Mem. iv, p. 512.

S. atlanticus, with var. *æstivalis*, Marocco, AUSTAUT, Le Nat. xii, p. 190, n. sp.

ÆGERIIDÆ.

[*Cf.* BRANDT (79), FAILLA-TEDALDI (237), GROOM-GRSHIMAÏLO (712), MABILLE (496), OBERTHUR (575), SWINHOE (838).]

Ægeria rangoonensis, Burma, SWINHOE, Tr. E. Soc. 1890, p. 165, n. sp.

Melittia iridisquama, W. Africa, MABILLE, Ann. Soc. Ent. Fr. (6) x, p. 34 ; *M. notabilis*, p. 168, pl. vi, fig. 1, *pellecta*, fig. 2, *congruens*, fig. 4, p. 169, *M. (?) volatilis*, fig. 3, p. 170, Burma, SWINHOE, Tr. E. Soc. 1890 : n. spp.

Pramila minuta, Burma, SWINHOE, p. 171, pl. vi, fig. 5, Tr. E. Soc. 1890, n. sp.

Sciapteron noblei, p. 166, *jucunda*, p. 167, *gracilis*, p. 168, Burma, SWINHOE, Tr. E. Soc. 1890, n. spp.

Sesia ceiformis figured, pl. xviii, fig. 8, Rom. Mem. iv. *S. lahayeï*, pl. viii, fig. 91, *euglossæformis*, fig. 90, *ceriæformis*, figs. 93 & 94, figured ; OBERTHUR, Études d'Ent. xiii.

S. staudingeri, Sicily, FAILLA-TEDALDI, Nat. Sicil. x, p. 28, pl. i, fig. 1 ; *S. flavida*, p. 24, pl. viii, fig. 95, *agnes*, p. 26, fig. 92, N. Africa, OBERTHUR, Études d'Ent. xiii ; *S. senilis*, Central Asia, GROOM-GRSHIMAÏLO, in Rom. Mem. iv, p. 515, pl. xviii, fig. 7 : n. spp.

CASTNIIDÆ, URANIIDÆ, AGARISTIDÆ, CHALCOSIIDÆ,

HIMANTOPTERIDÆ.

[*Cf.* DRUCE (186), ELWES (218, 219), LEECH (477), MABILLE (497, 498), MÖSCHLER (558), PAGENSTECHER (594), SCHAUS (730, 731), SNELLEN (824), SWINHOE (838), WEYMER & MAASSEN (911).]

Agarista noctuiformis, Portorico, MÖSCHLER, Abh. Senck. Ges. xvi, p. 112, n. sp.

Atossa nelcinna, synonymy, variation, and neuration noticed ; ELWES, P. Z. S. 1890, p. 380, pl. xxxiv, fig. 1.

A. moorei, pl. xxxiv, fig. 2, *nagaensis*, fig. 3, E. India, ELWES, p. 382, P. Z. S. 1890 ; *A. nelcymna*, n. var. *chinensis*, LEECH, Ent. xxiii, p. 83, n. sp. (*sic*) : n. spp.

Campylotes histrionicus, variation, p. 383, n. var. *altissima*, p. 384, pl. xxxiii, fig. 1, *C. desgodinsi*, n. var. *splendida*, fig. 3, p. 384 ; ELWES, P. Z. S. 1890.

C. sikkimensis, E. India, ELWES, P. Z. S. 1890, p. 384, pl. xxxiii, fig. 3 ; *C. pratti*, China, LEECH, Ent. xxiii, p. 109 : n. spp.

Castniidæ : notes on the habits of some Brazilian species ; SEITZ, S. E. Z. li, pp. 258-260.

Castnia amalthea, Brazil, *pelopia*, Colombia, p. 69, *pellonia*, *melessus*, Up. Amazons, p. 70, DRUCE, Ent. M. M. (2) i, n. spp.

Chalcosia imitans, Butl., var. described ; PAGENSTECHEK, Deutsche e. Z. Lep. iii, p. 5.

C. analis, Billiton, SNELLEN, p. 307, Tijdschr. Ent. xxxiii, n. sp.

Codane neoterica, Rangoon, SWINHOE, Tr. E. Soc. 1890, p. 177, n. sp.

Composia olympia, noticed and figured ; FRENCH, Ent. News, i, p. 153.

Coronis abbreviata, Ecuador, MAASSEN, in Stübel Reise, p. 129, n. sp.

Cyclosia ? *ochrea*, Naga Hills, ELWES, p. 385, pl. xxxiii, fig. 4, P. Z. S. 1890, n. sp.

Doropteryx, note on the genus and species ; ELWES, Tr. E. Soc. 1890, pp. 334 & 335.

Elcysma dohertyi, Naga Hills, ELWES, p. 386, pl. xxxiv, fig. 4, P. Z. S. 1890, n. sp.

Eterusia urania, Assam, SCHAUS, Ent. Am. vi, p. 39, n. sp.

Eusemia novemmaculata, Caffraria, MABILLE, p. 54, Ann. Soc. Ent. Fr. (6) x ; *E. eoa*, *mozambica*, *nigridorsa*, p. cxxiii, *xanthopyga*, p. cxxiv (no locality mentioned, but it is probably Africa), MABILLE, Bull. Soc. Ent. Fr. 1890 ; *E. vithoroides*, China, LEECH, Ent. xxiii, p. 110 : n. spp.

Herpa subhyalina n. var. *primulina* ; ELWES, p. 382, P. Z. S. 1890.

Himantopteridæ : the position of the family, the validity of the genera discussed ; ELWES, Tr. E. Soc. 1890, pp. 329-332.

Himantopterus ?, vel *Thymara dohertyi*, Naga Hills, ELWES, p. 332, pl. x, figs. 1-7, Tr. E. Soc. 1890, n. sp.

Pais (?) *illuminata*, Bolivia, MAASSEN, in Stübel Reise, p. 129, pl. iv, fig. 20, n. sp.

Pedoptila nemopteridia, *staudingeri*, notes on ; ELWES, Tr. E. Soc. 1890, pp. 335 & 336. *P. staudingeri*, Rog., figured and described ; MABILLE, Nov. Lep. p. 4, pl. i, fig. 1.

Retina ? *flavicosta*, E. India, ELWES, p. 386, pl. xxxii, fig. 1, P. Z. S. 1890, n. sp.

Semioptila torta, noticed and neuration figured ; ELWES, Tr. E. Soc. 1890, p. 337.

Soritia ? *mölleri*, Sikkim, ELWES, P. Z. S. 1890, p. 385, pl. xxxii, fig. 13, n. sp.

Seudyra dissimilis, Mandalay, SWINHOE, Tr. E. Soc. 1890, p. 174 ; *S. subalba*, *mandarina*, *flavida*, China, LEECH, Ent. xxiii, p. 110 : n. spp.

Tascina metallica, Paláwan, PAGENSTECHER, Deutsche e. Z. Lep. iii, p. 3, n. sp.

Thymara zaida, figs. 8 & 10, *caudata*, figs. 9 & 11, figured, pl. x, noticed, p. 333 ; ELWES, Tr. E. Soc. 1890.

ZYGÆNIDÆ.

[*Cf.* DOGNIN (177), DRUCE (184), ELWES (219), GROUM-GRSHIMAÏLO (712), HEYLAERTS (364, 365), LEECH (477), LUCAS (494), MABILLE (496), MÖSCHLER (558), NEUMOEGEN (562), OBERTHUR (575), SWINHOE (838), WEYMER & MAASSEN (911).

Artona sikkimensis, pl. xxxii, fig. 17, *zebra*, fig. 11, *postalba*, fig. 16, Sikkim, ELWES, p. 379, P. Z. S. 1890, n. spp.

Charidia similis, Brazil, HEYLAERTS, C.R. Ent. Belg. 1890, p. xv, n. sp.

Chloropsinus elongatus, Loja, DOGNIN, Le Nat. xii, p. 91, n. sp.

Cydosia and *Gnophæla*, systematic position noticed ; GROTE, Canad. Ent. xxii, p. 19.

Dasysphinx (?) *leuce*, Colombia, MAASSEN, in Stübel Reise, p. 129, pl. iv, fig. 18, n. sp.

Dinia laudamia, Colombia, DRUCE, P. Z. S. 1890, p. 494, n. sp.

Eupyra gigantea, Colombia, DRUCE, P. Z. S. 1890, p. 493, n. sp.

Glaucopides: cases of mimicry in this family noticed ; SEITZ, S. E. Z. li, pp. 260, &c.

Glaucopis pelidne, Sierra Leone, MABILLE, p. 35, Ann. Soc. Ent. Fr. (6) x, n. sp.

Hæmaterion dycladioides, Brazil, HEYLAERTS, C.R. Ent. Belg. 1890, p. xiv, n. sp.

Histiæa boliviana, Bolivia, DRUCE, P. Z. S. 1890, p. 493, n. sp.

Horama jalapensis, Mexico, NEUMOEGEN, Ent. Am. vi, p. 63, n. sp.

Homœocera rodriguezii, Guatemala, DRUCE, P. Z. S. 1890, p. 494, n. sp.

Hydrusa angustipenna, Brisbane, LUCAS, P. Linn. Soc. N.S.W. (2) iv, p. 1087, n. sp.

Ira, n. g. (*Syntomidæ*), p. 63, for *I. gundlachiana*, n. sp., Cuba, p. 64 ; NEUMOEGEN, Ent. Am. vi.

Læmocharis latifica, Bolivia, MAASSEN, in Stübel Reise, p. 129, pl. iv, fig. 19 ; *L. quinquepunctata*, p. xiii, *nigripes*, p. xiv, Brazil, HEYLAERTS, C.R. Ent. Belg. 1890 : n. spp.

Lycomorpha fumata, Portorico, MÖSCHLER, Abh. Senck. Ges. xvi, p. 114, n. sp.

Macrocnema alesa, Bolivia, DRUCE, P. Z. S. 1890, p. 493, n. sp.

Phauda pratti, China, LEECH, Ent. xxiii, p. 81, n. sp.

Pseudocharis translucida, Loja, DOGNIN, Le Nat. xii, p. 91, n. sp.

Scopsis edwardsii, metamorphoses ; DYAR, *Ins.* Life, ii, p. 361.

Sontia aliena, Colombia, MAASSEN, in Stübel Reise, p. 130, pl. iv, fig. 26, n. sp.

Syntomeida epilais, metamorphoses ; DYAR, Ins. Life, ii, p. 360.

Syntomis parvipuncta, *curtiplaga*, *interniplaga*, Congo, MABILLE, p. 35, Ann. Soc. Ent. Fr. (6) x ; *S. volans*, Burma, SWINHOE, p. 173, pl. vi, fig. 6, Tr. E. Soc. 1890 ; *S. claremontii*, Java, HEYLAERTS, C.R. ent. Belg. 1890, p. xvi : n. spp.

Thyretes melinos, W. Africa, MABILLE, Ann. Soc. Ent. Fr. (6) x, p. 37, n. sp.

Trichura aliararia, Amazons, DRUCE, P. Z. S. 1890, p. 494, n. sp.

Zygena : the following are figured by OBERTHUR, Études d'Ent. xiii, and noticed, pp. 19-24—*zuleima*, pl. viii, fig. 81, *loyselii*, figs. 76-80, *favonia*, figs. 74, 75, & 82-89, *seriziati*, figs. 71-73, *marcuna*, pl. vii, fig. 58, *algira*, figs. 59-62, *felix*, figs. 57 & 63-70, *orana*, figs. 52-56. *Z. sogdiana* var. *separata*, larva figured, pl. xix, fig. 2, described, p. 521 ; *Z. kawringi*, pl. xviii, fig. 9, figured ; Rom. Mem. iv.

Z. hissariensis, Central Asia, p. 520, pl. xix, fig. 1, GROUM-GRSHIMAÏLO, Rom. Mem. iv, n. sp.

ARCTIIDÆ.

[Cf. DOGNIN (177), DRUCE (184), FRENCH (281, 282), GROUM-GRSHIMAÏLO (712), HEYLAERTS (365), LUCAS (494), NEUMOEGEN (562, 563), OBERTHUR (575), SWINHOE (838), WEYMER & MAASSEN (911).]

Preliminary catalogue of the *Arctiidae* of temperate North America, with notes by SMITH, continued in Canad. Ent. xxii, pp. 9, &c.

Catalogue of the *Arctiidae* of temperate North America, with notes, a synopsis of genera, and plate of neuration, pp. 233-236, &c. ; SMITH, Canad. Ent. xxii.

Arachnis picta, metamorphoses ; DYAR, Ent. Am. vi, p. 73.

A. zuni, N. Mexico, NEUMOEGEN, Ent. Am. vi, p. 173, n. sp.

Arctia intercalaris, pl. xix, fig. 3, *glaphyra* n. var. *gratiosa*, pl. xix, fig. 5, p. 533, figured and described ; Rom. Mem. iv.

Arctia pallida, note on ; SKINNER, Ent. News, i, p. 51. *A. docta*, preparatory stages ; DYAR, Ent. Am. vi, pp. 117.

A. rupicola, Central Asia, GROUM-GRSHIMAÏLO, in Rom. Mem. iv, p. 535, pl. xix, fig. 6 ; *A. brunnea*, Sumatra, HEYLAERTS, C.R. ent. Belg. 1890, p. xxix ; *A. dieckii*, British Columbia, NEUMOEGEN, Ent. Am. vi, p. 62 ; *A. favorita*, Colorado, *id. t. c.* p. 173 ; *A. rodriguezii*, Guatemala, DRUCE, p. 498, P. Z. S. 1890 : n. spp.

Automolis latania, Colombia, DRUCE, p. 495, pl. xlii, fig. 2, P. Z. S. 1890, n. sp.

Charidea amata, Colombia, DRUCE, p. 494, P. Z. S. 1890, n. sp.

Chelonia bieti n. var. *pratti* ; LEECH, Ent. xxiii, p. 111. *C. oberthuri* figured, pl. vii, figs. 47 & 48 ; OBERTHUR, Études d'Ent. xiii.

Crocota rosa, N. America, FRENCH, Canad. Ent. xxii, p. 133, n. sp.

Dionychopus rubidus, China, LEECH, Ent. xxiii, p. 111, n. sp.

Erchia latera, Ecuador, DRUCE, p. 496, pl. xlii, fig. 7, P. Z. S. 1890, n. sp.

Euarctia proserpina figured, Rom. Mem. iv, pl. xix, figs. 7a-c ; described p. 530.

Euchætes conspicua, Colorado, NEUMOEGEN, Ent. Am. vi, p. 173 ; *E. nivea*, Ecuador, MAASSEN, in Stübel Reise, p. 131, pl. iv, fig. 28 : n. spp.

Euhalisidota agelia, Mexico, DRUCE, Ann. N. H. (6) v, p. 214, n. sp.

Eulepia cribrum, food-plants ; BAKER & GOSS, Ent. M. M. (2) i, p. 298.

Halisidota caryæ, list of food-plants ; BEUTENMÜLLER, Ent. Am. vi, p. 16. *H. tessellaris*, Hb., var. = (*cinctipes*, Grt.) ; MÖSCHLER, Abh. Senck. Ges. xvi, p. 115.

H. occidentalis, p. 46, *subalpina*, p. 47, Colorado, FRENCH, Canad. Ent. xxii ; *H. labaca*, Mexico, DRUCE, Ann. N. H. (6) v, p. 214, n. spp.

Helioira lelex, Ecuador, DRUCE, p. 495, P. Z. S. 1890, n. sp.

Hyppethyna numida, N. Africa, OBERTHUR, p. 27, pl. vi, fig. 41, Études d'Ent. xiii, n. sp.

Idalus citrina, p. 495, pl. xlii, fig. 4, *lamba*, *larissa*, fig. 5, Amazons, *lavinia*, fig. 6, British Guiana, DRUCE, P. Z. S. 1890, n. spp.

Lophocampa erebella, Ecuador, pl. iv, fig. 29, *L. (Phæoptera) conspicua*, Peru, fig. 31, MAASSEN, in Stübel Reise, p. 131, n. spp.

Nemeophila hospita, variation noticed ; RÄTZER, MT. Schw. ent. Ges. viii, p. 223.

Neritos orbicularis, Colombia, MAASSEN, in Stübel Reise, p. 131, pl. iv, fig. 17, n. sp.

Numenes disparilis n. var. *separata* ; LEECH, Ent. xxiii, p. 112.

Ocnogygna diva = (*Arctia haberhaueri*, Alph.), p. 536, figured, pl. xx, fig. 1 ; Rom. Mem. iv.

Opharus gigas, Loja, DOGNIN, Le Nat. xii, p. 176, n. sp.

Phæoptera lerica, Ecuador, *leda*, *alsa*, Dominica, *laudia*, Trinidad, *almopia*, Antioquia, p. 497, *ambrosia*, Antioquia, p. 498, DRUCE, P. Z. S. 1890, n. spp.

Phragmatobia modesta, Bolivia, MAASSEN, in Stübel Reise, p. 131, pl. iv, fig. 30, n. sp.

Purilus plectoides, Colombia, MAASSEN, in Stübel Reise, p. 131, pl. v, fig. 2, n. sp.

Sallæa lacipea, Guatemala, DRUCE, Ann. N. H. (6) v, p. 215, n. sp.

Scoliacma iridescens, *cervina*, Brisbane, LUCAS, p. 1068, P. Linn. Soc. N.S.W. (2) iv, n. spp.

Serraretia echo, life-history ; PACKARD, Psyche, v, pp. 351-353 : larval habits ; SLOSSON, Ent. Am. vi, p. 8.

Spilosoma lubricipeda, L., varietal note ; KALLENBACH, Tijdschr. Ent. xxxiii, p. cxxiv. *S. fuliginosa*, in N. America ; LUGGER, Ins. Life, ii, p. 236.

S. brisbanensis, p. 1084, *quinquefascia*, p. 1085, Australia, LUCAS, P. Linn. Soc. N.S.W. (2) iv, n. spp.

Tigriodes splendens, p. 1068, *transcripta*, *pulverulenta*, p. 1069, Queensland, LUCAS, P. Linn. Soc. N.S.W. (2) iv, n. spp.

Tinolius zingha, Burma, SWINHOE, p. 185, Tr. E. Soc. 1890, n. sp.

MELAMERIDÆ, LITHOSIIDÆ, HYP SIDÆ.

[Cf. DOGNIN (177), DRUCE (184, 185), ELWES (219), LEECH (477), LUCAS (494), MABILLE (496), MÖSCHLER (558), OBERTHUR (575), SCHAUS (730), SWINHÖE (838), WEYMER & MAASSEN (911).]

Anestia inquinata, Brisbane, LUCAS, P. Linn. Soc. N.S.W. (2) iv, p. 1083, n. sp.

Areva amourelæ, Loja, DOGNIN, Le Nat. xii, p. 128, n. sp.

Bizone: revision of the genus, with observations on synonymy and characters; ELWES, P. Z. S. 1890, pp. 389-401.

B. fasciola, China, *plateni*, North Celebes, p. 391, *puer*, E. India, p. 392, pl. xxxii, fig. 8, *ariadne*, *pratti*, China, p. 394, *dohertyi*, p. 394, fig. 4, *molleri*, *silkimensis*, pl. xxxii, figs. 5 & 6, p. 395, *candida* (Feld.), figs. 2 & 3, p. 396, E. India, *harterti*, Assam, p. 398, ELWES, P. Z. S. 1890; *B. cruenta*, China, LEECH, Ent. xxiii, p. 49: n. spp.

Brunia repleta, *fragilis*, *intersecta*, Queensland, LUCAS, P. Linn. Soc. N.S.W. (2) iv, p. 1070, n. sp.

† *Cephalospargeta*, n. g., *Lithosiidæ*, p. 119, for *C. elongata*, n. sp., Portorico, p. 120; MÖSCHLER, Abh. Senck. Ges. xvi.

Chiriphe anguliscrupta, Brisbane, LUCAS, p. 1079, P. Linn. Soc. N.S.W. (2) iv, n. sp.

Clelea nigroviridis, Naga Hills, ELWES, p. 380, P. Z. S. 1890, n. sp.

Comarchis equidistans, p. 1080, *gradata*, p. 1081, *irregularis*, *obliquata*, p. 1082, *lanata*, p. 1083, Australia, LUCAS, P. Linn. Soc. N.S.W. (2) iv, n. spp.

Cymopsis albipes, Ecuador, MAASSEN, in Stübel Reise, p. 130, pl. iv, fig. 23, n. sp.

Delphyre pallida, Portorico, MÖSCHLER, Abh. Senck. Ges. xvi, p. 118, n. sp.

Devara lassippa, Colombia, DRUCE, P. Z. S. 1890, p. 499, pl. xlii, fig. 13, n. sp.

Eudule bada, Mexico, DRUCE, Ann. N. H. (6) v, p. 215, n. sp.

Flavinia jalapæ, Mexico, SCHAUS, Ent. Am. vi, p. 45; *F. ulcidamea*, Centr. and S. America, p. 498, *lemonia*, Ecuador, p. 499, pl. xlii, fig. 8, DRUCE, P. Z. S. 1890: n. spp.

Gnophria limpida, Portorico, MÖSCHLER, Abh. Senck. Ges. xvi, p. 117, n. sp.

Hectobrocha multilinea, *subnigra*, Brisbane, LUCAS, p. 1072, P. Linn. Soc. N.S.W. (2) iv: n. spp.

Hemonia dulcicula, Rangoon, SWINHÖE, p. 183, Tr. E. Soc. 1890, n. sp.

Hypsa sippia, Plötz, characters of; MABILLE, p. 37, Ann. Soc. Ent. Fr. (6) x.

Josia austria, Peru, MAASSEN, in Stübel Reise, p. 130, pl. iv, fig. 21, n. sp.

Katha? semifusca, Sikkim, ELWES, p. 388, pl. xxxii, fig. 9, P. Z. S. 1890; *K. moorei*, China, LEECH, Ent. xxiii, p. 81: n. spp.

Lithosia imparepunctata, Comoro Is.?, OBERTHUR, p. 15, pl. iv, figs. 19

& 20, *Études d'Ent.* xiii; *L. ? anomala*, Himalaya, ELWES, p. 388, pl. xxxii, fig. 14, P. Z. S. 1890; *L. lenta*, p. 81, *costipuncta*, p. 82, China, LEECH, *Ent.* xxiii; *L. unicolor*, Brisbane, LUCAS, P. Linn. Soc. N.S.W. (2) iv, p. 1071; *L. argentea*, pl. iv, fig. 25, *molybdenalis*, fig. 24, Colombia, MAASSEN, in Stübel Reise, p. 130 : n. spp.

Lyclene simplifascia, E. India, ELWES, p. 389, pl. xxxii, fig. 19, P. Z. S. 1890, n. sp.

Mieza galactina, Ecuador, MAASSEN, in Stübel Reise, p. 131, pl. iv, fig. 27, n. sp.

Microgiton larissa, *latona*, *alea*, Ecuador, DRUCE, p. 499, P. Z. S. 1890, n. spp.

Miltochrista, *rivalis*, *rufa*, China, LEECH, *Ent.* xxiii, p. 82, n. spp.

Mosoda bancrofti, p. 1077, *venusta*, *lineata*, p. 1078, Brisbane, LUCAS, P. Linn. Soc. N.S.W. (2) iv, n. spp.

Nola sexmaculata, larva described; DYAR, *Ins. Life*, iii, p. 61.

N. portoricensis, Cuba and Portorico, MÖSCHLER, *Abh. Senck. Ges.* xvi, p. 118, n. sp.

Nudaria ? dudgeoni, Darjeeling, ELWES, p. 388, pl. xxxii, fig. 10, P. Z. S. 1890, n. sp.

✓ *Paniasis*, n. g., *Melameridæ*, for *P. aleopetra*, n. sp., Colombia; DRUCE, p. 500, pl. xlii, fig. 9, P. Z. S. 1890.

✓ *Paraxia*, n. g., p. 120, resembling *Sarrothripa*, for *P. chameleon*, n. sp., Portorico, p. 121; MÖSCHLER, *Abh. Senck. Ges.* xvi.

Pentacitrotus æneus, China, LEECH, *Ent.* xxiii, p. 83, n. sp.

Ræselia fragilis, Rangoon, SWINHOE, *Tr. E. Soc.* 1890, p. 184, n. sp.

Sarothroceras (Noctuidæ) referred to *Hypsidæ*; cf. *Noctuidæ*.

Sarotricha demiota, p. 1074, *punctata*, p. 1075, Brisbane, LUCAS, P. Linn. Soc. N.S.W. (2) iv, n. spp.

Scavodora rava, Brisbane, LUCAS, p. 1079, P. Linn. Soc. N.S.W. (2) iv, n. sp.

Setina ? punctata, E. India, ELWES, p. 389, pl. xxxii, fig. 18, P. Z. S. 1890; *S. unipunctata*, *rubricans*, China, LEECH, *Ent.* xxiii, p. 82 : n. spp.

Sinna, cf. *Noctuidæ*.

Sorocostia mesozona, p. 1075, *argentea*, *interspersa*, p. 1076, Brisbane, LUCAS, P. Linn. Soc. N.S.W. (2) iv, n. spp.

↓ *Stenola*, n. g. near *Nola*, for *S. bistriga*, n. sp., Portorico; MÖSCHLER, *Abh. Senck. Ges.* xvi, p. 119.

Tegulata fimbriata, China, LEECH, *Ent.* xxiii, p. 81, n. sp.

Thallarcha phalarota, Meyr., ♀ = (*phædropa*, Meyr.); LUCAS, p. 1080, P. Linn. Soc. N.S.W. (2) iv.

T. aurantiacea, Brisbane, LUCAS, p. 1080, P. Linn. Soc. N.S.W. (2) iv, p. sp.

Thirmida dimidiata, Wlk.; figured, pl. xlii, fig. 11, DRUCE, P. Z. S. 1890.

T. superba, Upp. Amazons, DRUCE, P. Z. S. 1890, p. 498, pl. xlii, fig. 10, n. sp.

Thrypticodes xyloglypta, Brisbane, LUCAS, p. 1073, P. Linn. Soc. N.S.W. (2) iv, n. sp.

NYCTEOLIDÆ, NYCTEMERIDÆ, EUSCHEMIDÆ.

[Cf. DRUCE (405), ELWES (219), FRENCH (282), HEYLAERTS (365), OBERTHUR (575), SNELLEN (823), SWINHOE (838).]

Chionomera pulchella, Himalaya, ELWES, p. 387, pl. xxxii, fig. 15, P. Z. S. 1890, n. sp.

Euschema ludifica, Rangoon, SWINHOE, Tr. E. Soc. 1890, p. 202, n. sp.

Hylophila magnifica, China, LEECH, Ent. xxiii, p. 83, n. sp.

Nyctemera pallescens, Comoro Is.; OBERTHUR, p. 15, pl. iv, fig. 21, Études d'Ent. xiii; *N. vollenhovii*, Flores, &c., SNELLEN, p. 276, pl. xi, fig. 4, Tijdschr. Ent. xxxiii; *N. sumatrensis*, *tritoides*, Sumatra, HEYLAERTS, p. xvii, C.R. Ent. Belg. 1890 : n. spp.

Pitthea agenoria, Congo, DRUCE, in Jameson Story Rear Column, p. 451, n. sp.

Tyana superba, Moore, systematic position discussed; SNELLEN, Notes Leyd. Mus. xii, p. 177.

LIPARIDÆ, ANAPHIDÆ.

[Cf. BEUTENMÜLLER (51), DOGNIN (177), DRUCE (184), GROUM-GRSHIMAÏLO (712), LEECH (477), LUCAS (494), MABILLE (496, 500), MABILLE & VUILLOT (502), PAGENSFECHER (594), RASPAIL (639), SHARPE (784), WEYMER & MAASSEN (911).]

Artaxa charmetanti, Algeria, MABILLE, p. cciv, Bull. Soc. Ent. Fr. 1890; *A. montis*, China, LEECH, Ent. xxiii, p. 111 : n. spp.

Birnara nubila, Butl., figured, Tijdschr. Ent. xxxiii, pl. xii, fig. 3.

Carama jaromillo, Loja, DOGNIN, Le Nat. xii, p. 73, n. sp.

Chelepteryx collesi, Gray, metamorphoses figured; MCCOY, Prodr. Zool. Vict. pl. cxcvii.

↓ *Cænostegia*, n. g. (*Cnethocampides*, n. fam.), for *Bombyx rhadama*, and *diego*, Coq., and the following n. spp. from Madagascar, viz., *barrei* and *flavens*; MABILLE, pp. cxlvi & cxlvii, Bull. Soc. Ent. Fr. 1890.

Crinola flavicollis, China, LEECH, Ent. xxiii, p. 111, n. sp.

Dasychira (*Dasorgyia*) *selenophora* figured (as *D. pumila*); Rom. Mem. iv, pl. xix, fig. 4.

D. fidjiensis, Fiji Is., MABILLE & VUILLOT, Nov. Lep. pl. i, fig. 2, p. 5, n. sp.

Genussa altaba, Ecuador, DRUCE, P. Z. S. 1890, p. 500; *G. albifascia*, Peru, MAASSEN, in Stübel Reise, p. 132, pl. v, fig. 3 : n. spp.

Gynaphora pluto, China, LEECH, Ent. xxiii, p. 111, n. sp.

Hebena? *bicolor*, Ecuador, MAASSEN, in Stübel Reise, p. 132, pl. v, fig. 1, n. sp.

↓ *Heteranaphe*, n. g. (*Anaphidæ*), p. 442, for *H. jacksoni*, n. sp., E. Africa, p. 443; SHARPE, Ann. N. H. (6) v.

Hylemera luteipes, W. Africa, MABILLE, p. 38, Ann. Soc. Ent. Fr. (6) x, n. sp.

Jana mandarina, China, LEECH, Ent. xxiii, p. 112, n. sp.

Leucoma macrocera, E. Africa, SHARPE, Ann. N. H. (6) v, p. 443 ; *L. pasaleuca*, Colombia, MAASSEN, in Stübel Reise, p. 132, pl. v, fig. 9, n. spp.

Liparis dispar, eggs destroyed by an *Acarus* ; RASPAIL, Bull. Soc. Z. Fr. xv, p. 94. *L. auriflua*, nature of the colouring-matter of its cocoon ; FRENZEL, Zool. Anz. xiii, p. 580.

Melanothrix alternans, Palawan, PAGENSTECHE, Deutsche e. Z. Lep. iii, p. 13, n. sp.

Ocneria dispar, its parasites and occurrence in N. America ; HOWARD, P. E. Soc. Wash. i, p. 264 ; habits and list of parasites of ; RILEY & HOWARD, Ins. Life, ii, pp. 208-211.

Orgyia tristis, Central Asia, GROUM-GRSHIMAÏLO, in Rom. Mem. iv, p. 554, pl. xx, fig. 6 ; *O. prisca*, China, LEECH, Ent. xxiii, p. 111 ; *O. inornata*, Florida, BEUTENMÜLLER, p. 300, Psyche, v : n. spp.

Porthesia (Euphrostis) collucens, Brisbane, LUCAS, P. Linn. Soc. N.S.W. (2) iv, p. 1090, n. sp.

Teara barnardi, p. 1088, *argentosa*, p. 1089, *protrahens*, p. 1090, Queensland, LUCAS, P. Linn. Soc. N.S.W. (2) iv, n. spp.

PSYCHIDÆ.

[Cf. HEYLAERTS (362, 363, 366, 367), MABILLE (497), MEYRICK (537), MOORE (552), WEYMER & MAASSEN (911).]

Acanthopsyche (Amicta) grummi figured, pl. xx, figs. 9a-f ; Rom. Mem. iv.

Babula, n. g., for *B. grotei*, n. sp., Calcutta ; MOORE, p. 262, J. A. S. B. lix, pt. 2.

Bijugis silklimensis, E. India, HEYLAERTS, C.R. Ent. Belg. 1890, p. xi, n. sp.

Chalia staudingeri figured ; Rom. Mem. iv, p. 551.

C. emilie, Mozambique, HEYLAERTS, p. clxxx, C.R. Ent. Belg. 1890 ; *C. elwesi*, E. India, HEYLAERTS, t. c. p. x : n. spp.

Eumeta junodi, Natal, HEYLAERTS, p. cxxx, C.R. Ent. Belg. 1890, n. sp.

Kophene weyersi, noticed as distinct from *Perina bipars* ; HEYLAERTS, C.R. Ent. Belg. 1890, p. xii.

K. moorei, E. India, p. xi, *snelleni*, Assam, p. xii, HEYLAERTS, C.R. Ent. Belg. 1890, n. spp.

✓ *Moffatia*, n. g., p. 263, for *M. plumicauda*, n. sp., Himalaya, p. 264 ; MOORE, J. A. S. B. lix, pt. 2.

Monda rogenhoferi, p. clxxxii, *major*, p. clxxxii, E. Africa, HEYLAERTS, C.R. Ent. Belg. 1890, n. spp.

Eceticus saclavus, Madagascar, MABILLE, p. 52, Ann. Soc. Ent. Fr. (6) x, n. sp.

Perina bipars, Wlk., referred to *Chalia* ; HEYLAERTS, C.R. Ent. Belg. 1890, p. xii.

Psyche calberlae, Pyrenees and Tyrol, HEYLAERTS, p. cxxxii, C.R. Ent. Belg. 1890 ; *P. ? nebullella*, Ecuador, MAASSEN, in Stübel Reise, p. 132, pl. v, fig. 8 : n. spp.

† *Rasicota*, n. g., for *R. albescens*, n. sp., Calcutta ; MOORE, p. 263, J. A. S. B. lix, pt. 2.

NOTODONTIDÆ, CNETHOCAMPIDÆ.

[Cf. BEHR (42), BEUTENMÜLLER (51), CHAPMAN (128), DOGNIN (177), DRUCE (184), DYAR (208), ELWES (219), FRENCH (282), GRAESER (322), MABILLE (499), PACKARD (590), PAGENSTECHER (594), SCHAUS (730), SWINHOE (838).]

Anodonta fascis, Jalapa, SCHAUS, Ent. Am. vi, p. 47, n. sp.

Apatelodes torrefacta, life-history ; PACKARD, P. Bost. Soc. xxiv, p. 520.

Apatelodes, n. sp., cf. *Saturniidae*, &c.

Cecrita (Heterocampa) guttivitta, Wlk., life-history ; PACKARD, P. Bost. Soc. xxiv, p. 544.

Ceira junctura, figured ; WATERHOUSE, Aid, pl. clxxxvii, fig. 4.

Celeia sikkima, auritracta, figured ; WATERHOUSE, Aid, pl. clxxxvii, figs. 1 & 2.

Cerura borealis, p. 553, *occidentalis*, p. 555, *cinerea*, p. 556, life-histories ; PACKARD, P. Bost. Soc. xxiv. *C. multiscripta*, metamorphoses ; DYAR, Psyche, v, p. 393 : pupa noticed ; CHAPMAN, Ent. xxiii, p. 203. *C. prasana* figured ; WATERHOUSE, Aid, pl. clxxxvii, fig. 3. *C. vinula*, larva and birds ; BUTLER, Ann. N. H. (6) vi, p. 326.

C. cinereoides, California, DYAR, Canad. Ent. xxii, p. 253, n. var. or n. sp.

† *Cnethocampa* and *Cænostegia*, [n. g. *Liparidæ*, *suprà*] to be a distinct family, *Cnethocampides* ; MABILLE, p. cxlvi, Bull. Soc. Ent. Fr. 1890. *Cnethocampa*, n. sp., cf. *Dryocampa, Saturniidae*, &c.

Dasylophia anguina, life-history ; PACKARD, P. Bost. Soc. xxiv, p. 529.

Datana : characters and table of the N. American species ; DYAR, Ent. Am. vi, pp. 127-132. *D. integerrima*, life-history ; PACKARD, P. Bost. Soc. xxiv, p. 518. *D. palmii*, preparatory stages ; DYAR, Ent. Am. vi, p. 181. *D. angusii*, preparatory stages ; BEUTENMÜLLER, t. c. p. 219. *D. major, drexelii*, life-histories ; DYAR, Psyche, v, pp. 414-420. *D. contracta*, preparatory stages ; BEUTENMÜLLER, Ent. News, i, p. 144.

D. californica (Riley), California, DYAR, Ent. Am. vi, p. 127 ; *D. modesta*, Florida, *palmii*, Pennsylvania, BEUTENMÜLLER, p. 299, Psyche, v : n. spp.

Dicranura platea, Jalapa, SCHAUS, Ent. Am. vi, p. 46, n. sp.

Diloba cæruleocephala, food plant, BUTLER, Ent. xxiii, p. 263.

Drymonia dodonæa, food-plants ; JEFFREY, Ent. M. M. (2) i, p. 256.

Edema albifrons, metamorphoses ; BEUTENMÜLLER, Ent. Am. vi, p. 75 : life-history ; PACKARD, P. Bost. Soc. xxiv, p. 526.

E. lanassa, p. 509, *alata*, p. 510, Panama, DRUCE, P. Z. S. 1890, n. spp.

Hemiceras lissa, ania, Ecuador, p. 511, *losa*, Trinidad, *levana*, Ecuador, p. 512, DRUCE, P. Z. S. 1890, n. spp.

Heterocampa pulvereæ, mature larva, p. 549, *unicolor*, life-history, p. 550

marthesia, life-history, p. 551, PACKARD, P. Bost. Soc. xxiv. *H. subrotata*, preparatory stages; DYAR, Ent. Am. vi, p. 209.

H. gamarra, Loja, DOGNIN, Le Nat. xii, p. 128, n. sp.

Hybocampa milhauseri, notes on metamorphoses; CHAPMAN (128).

Hypereschna annulata, Burma, SWINHÖE, Tr. E. Soc. 1890, p. 189, n. sp.

Ichthyura inclusa, Hb., partial life-history; PACKARD, P. Bost. Soc. xxiv, p. 516.

Janassa lignicolor, life-history; PACKARD, P. Bost. Soc. xxiv, p. 542.

Lirimiris veltini, Loja, DOGNIN, Le Nat. xii, p. 128, n. sp.

Lochmæus manteo, life-history; PACKARD, P. Bost. Soc. xxiv, p. 546.

Natada lutea, Palawan, PAGENSTECHEK, Deutsche e. Z. Lep. iii, p. 14, n. sp.

Nerice bidentata, larva described; DYAR, Ins. Life, iii, p. 62.

Notodonta stragula, mature larva noticed; PACKARD, P. Bost. Soc. xxiv, p. 525.

N. P. gigantea, E. India, ELWES, p. 399, P. Z. S. 1890, n. sp.

Edenasia concinna, life-history; PACKARD, P. Bost. Soc. xxiv, p. 532.

Æ ? alcimede, S. & Centr. America, DRUCE, p. 510, P. Z. S. 1890, n. sp.

Phalera amphissa, British Guiana, DRUCE, p. 509, P. Z. S. 1890, n. sp.

Pheosia rimosa, partial life-history; PACKARD, P. Bost. Soc. xxiv, p. 523.

P. costalis figured; WATERHOUSE, Aid, pl. clxxxvii, fig. 5.

Platyceyura gigantea, N. America, FRENCH, p. 134, Canad. Ent. xxii, n. sp.

Pygerra troglodyta, Amurland, GRAESER, B. E. Z. xxxv, p. 72, n. sp.

Rosema sciritis, Ecuador, *simois*, Argentine Rep., DRUCE, p. 511, P. Z. S. 1890, n. spp.

Schizura ipomeæ, Db., life-history; PACKARD, P. Bost. Soc. xxiv, p. 535, pl. iv: larva described; DYAR, Ins. Life, iii, p. 62. *S. leptinoides*, preparatory stages; DYAR, Ent. Am. vi, p. 230.

LIMACODIDÆ, DREPANULIDÆ.

[Cf. DOGNIN (177), DRUCE (184, 185), HEYLAERTS (365), LEECH (477), MABILLE (497), PACKARD (591), SCHAU (730), SWINHÖE (838).]

Cania ? minutissima, Rangoon, SWINHÖE, p. 195, pl. vi, fig. 11, Tr. E. Soc. 1890, n. sp.

Dalcera leberna, Ecuador, *ampela*, Bolivia, p. 505, *laxta*, Ecuador, p. 506, DRUCE, P. Z. S. 1890, n. spp.

Drepana arcuata, larval ontogeny and seasonal dimorphism; PACKARD, P. Bost. Soc. xxiv, pp. 482-489. *D. hamula* referred to *Dryopteris*; PACKARD, t. c. p. 484.

D. parvula, p. 112, *acuminata*, *bidens*, *flavilinea*, p. 113, China, LEECH, Ent. xxiii, n. spp.

Dryopteris rosea, larva described, seasonal dimorphism; PACKARD, P. Bost. Soc. xxiv, pp. 490-493.

Echedorus infernalis, Jalapa, SCHAU, Ent. Am. vi, p. 46, n. sp.

Heterogenea obliqua, China, LEECH, Ent. xxiii, p. 83, n. sp.

- Limacodes inferna*, Burma, SWINHOE, Tr. E. Soc. 1890, p. 194, n. sp.
Miresa fumifera, Rangoon, SWINHOE, Tr. E. Soc. 1890, p. 195, pl. vi, fig. 13; *M. sanguineo-maculata*, p. xxvii, *nigriplaga*, p. xxviii, Sumatra, HEYLAERTS, C.R. Ent. Belg. 1890; *M. ? amisena*, Ecuador, DRUCE, p. 506, P. Z. S. 1890 : n. spp.
Monema ocellata, figured; WATERHOUSE, Aid, pl. clxxxvii, fig. 6.
Narosa lacteola, Burma, SWINHOE, Tr. E. Soc. 1890, p. 193, n. sp.
Oxytenis ? ecuadorensis, Loja, DOGNIN, Le Nat. xii, p. 50 (cf. also *Oxytenus*, *Lasiocampidæ*), n. sp.
Pamea pallida, pl. v, fig. 4, *excisa*, fig. 5, Ecuador, MAASSEN, in Stübel Reise, p. 133, n. spp.
Parasa affinis, p. 52, *humilis*, p. 53, Madagascar, MABILLE, Ann. Soc. Ent. Fr. (6) x; *P. mirza*, Burma, SWINHOE, Tr. E. Soc. 1890, p. 192 : n. spp.
Parnia, n. g., near *Parasa*, for *P. cambouei*, n. sp., Madagascar; MABILLE, p. liii, Ann. Soc. Ent. Fr. (6) x.
Perola lacepea, Mexico, DRUCE, Ann. N. H. (6) v, p. 218, n. sp.
Perophora inscita, Mexico, SCHAUS, Ent. Am. vi, p. 46, n. sp.
Phobetron pithecium, mode of moulting; DYAR, Ent. News, i, p. 160.
Proneca, n. g. *Limacodidæ*, p. 193, for *P. fola*, n. sp., Burma, p. 194, pl. vi, fig. 8; SWINHOE, Tr. E. Soc. 1890.
Scyrtolopteryx, n. n. for *Phyllopteryx*, Snell. (habits of *S. elongata*, noticed); RITSEMA, p. 260, Tijdschr. Ent. xxxiii.
Semyra agemytha, Mexico, DRUCE, p. 218, Ann. N. H. (6) v, n. sp.
Setora neutra, Burma, SWINHOE, Tr. E. Soc. 1890, p. 195; *S. divisa*, China, LEECH, Ent. xxiii, p. 83 : n. spp.
Susica ? cepphica, Burma, SWINHOE, Tr. E. Soc. 1890, p. 192, n. sp.
Thosea lutea, Sumatra, HEYLAERTS, C.R. Ent. Belg. 1890, p. xxix, n. sp.
Varina ornata, sexes noticed; SLOSSON, Ent. Am. vi, p. 136.

SATURNIIDÆ, CERATOCAMPIDÆ, BOMBYCIDÆ, LASIOCAMPIDÆ.

[Cf. BEHR (42), COTES (153), DOGNIN (177), DRUCE (184, 185, 186, 405), FRENCH (281), LEECH (477), LUCAS (494), NEUMOEGEN (562), OBERTHUR (575), SCHAUS (730), SWINHOE (838), WEYMER (910), WEYMER & MAASSEN (911).]

Notes on silk-producing and other *Bombyces*; WAILLY, Ent. xxiii, pp. 119-122.

Antheraea thespis, China, LEECH, Ent. xxiii, p. 112; *A. intermedia*, Queensland, LUCAS, p. 1091, P. Linn. Soc. N.S.W. (2) iv : n. spp.

Anthrocroca lebethra, *ampea*, *amycla*, Ecuador, DRUCE, p. 507, P. Z. S. 1890, n. spp.

Apatelodes anava, Ecuador, DRUCE, p. 504, P. Z. S. 1890, n. sp.

Arsenura richardsoni, Mexico, DRUCE, Ann. N. H. (6) v, p. 217, n. sp.

Asthenidia buckleyi, p. 507, *amphira*, p. 508, Ecuador, DRUCE, P. Z. S. 1890, n. spp.

Automeris jivaros, Zamora, DOGNIN, Le Nat. xii, p. 10, n. sp.

Bombyx mori, cutaneous excretory organs ; VERSON (861) : development of unfertilised eggs ; VERSON (865) : its original country ; MUKERJI (560). *B. arbuscula* noticed ; FALLOU, Bull. Soc. Ent. Fr. (6) x, p. xlvi. *B. philopalus*, fig. 34, *staudingeri*, ♀, fig. 37, figured, pl. vi, OBERTHUR, Études d'Ent. xiii. *B. callunæ*, early stages of ; YOUNG, Ent. xxiii, p. 259.

B. vallantini, p. 28, pl. vi, fig. 33, *datini*, p. 29, figs. 31 & 32, *lutea*, figs. 35 & 36, *brunnea*, fig. 39, p. 29, N. Africa, OBERTHUR, Etudes d'Ent. xiii, n. spp.

Bunæa jamesoni, Congo, DRUCE, in Jameson Story Rear Column, p. 448, n. sp.

Carthara amisenæ, Ecuador, DRUCE, p. 506, P. Z. S. 1890, n. sp.

Cæculia fibra, Mexico, SCHAUS, Ent. Am. vi, p. 45, n. sp.

Coloradia lepta, Paraguay, DRUCE, P. Z. S. 1890, p. 501, n. sp.

Crateronyx surdanapalus figured, pl. xx, fig. 8 ; Rom. Mom. iv.

Cricula burmana, Burma, SWINHOE, Tr. E. Soc. 1890, p. 198, n. sp.

Dirphia laverna, pl. xliii, fig. 1, *latemediæ*, Ecuador, DRUCE, p. 501, P. Z. S. 1890 ; *D. nata*, pl. v, fig. 12, *famula*, fig. 14, *erythropus*, fig. 10, Ecuador, MAASSEN, in Stübel Reise, p. 134 : n. spp.

Draconipteris gigantea, Ecuador, DRUCE, p. 502, pl. xliii, fig. 4, P. Z. S. 1890, n. sp.

Dryocampa riversii, California, BEHR, P. Cal. Ac. Sci. (2) ii, p. 94, n. sp.

D. riversii referred to *Cnethocampa* ; BEHR, Zoe, i, p. 106.

Eacles leona, Paraguay, DRUCE, P. Z. S. 1890, p. 500, n. sp.

Eriogaster aleria, Ecuador, DRUCE, p. 503, P. Z. S. 1890, n. sp.

Gastropacha modulata, Burma, SWINHOE, Tr. E. Soc. 1890, p. 197, pl. vi, fig. 18, n. sp.

Hemileuca maia, larva noticed ; PACKARD, p. 327, Psyche v.

Hydrias deformis, Mexico, SCHAUS, Ent. Am. vi, p. 45 ; *H. nebulosa*, Colombia, MAASSEN, in Stübel Reise, p. 135, pl. v, fig. 13 ; *H. amathuria*, *lascoria*, pl. xlii, fig. 12, *laudia*, p. 503, *ampira*, fig. 14, *amida*, fig. 15, *lecca*, p. 504, Ecuador, DRUCE, P. Z. S. 1890 : n. spp.

Hyperchiria nyetimena, Walk., larva noticed ; MAASSEN, in Stübel Reise, p. 50.

Lasiocampa demissa, Ecuador, MAASSEN, in Stübel Reise, p. 135, pl. v, fig. 15, n. sp.

Lebeda lineata, Ecuador, MAASSEN, in Stübel Reise, p. 135, pl. v, fig. 11, n. sp.

Lenodora semihyalina, Burma, SWINHOE, Tr. E. Soc. 1890, p. 196, pl. vi, figs. 10 & 16, n. sp.

Norasuma richteri, Celebes, WEYMER, Deutsche e. Z. Lep. iii, p. 34, pl. i, figs. 4 & 5, n. sp.

Ocha macerra, Mexico, SCHAUS, Ent. Am. vi, p. 45, n. sp.

Œcelostera amoria, Ecuador, DRUCE, p. 505, P. Z. S. 1890, n. sp.

Oxytenus laverna, Ecuador, DRUCE, p. 502, pl. xliii, fig. 5, P. Z. S. 1890, n. sp.

Platysamia cecropia, sexual difference in cocoons ; SKINNER, Ent. News, i, p. 19.

- Prismoptera aminula*, S.E. Brazil, DRUCE, p. 506, P. Z. S. 1890, n. sp.
Pseudohazis eglanterina, life-history; PACKARD, p. 325, Psyche, v.
Samia cynthia, preparatory stages; BEUTENMÜLLER, Ent. Am. vi, p. 216.
Saturnia io, variation, habits of larva; HINCKLEY, Psyche, v, p. 318.
S. pavonia, food plant; WINKLEY, Ent. xxiii, p. 261.
S. olivacea, Thibet, OBERTHUR, p. 44, pl. x, fig. 107, Études d'Ent. xiii;
S. oberthuri, China, LEECH, Ent. xxiii, p. 49; *S. medea*, Ecuador, MAASSEN, in Stübel Reise, p. 133, pl. v, fig. 7 : n. spp.
Sphingicampa bisecta n. var. *nebulosa*; NEUMOEGEN, Ent. Am. vi, p. 63.
Tolyte vellela, metamorphoses; FRENCH, Canad. Ent. xxii, p. 255.
T. distincta, Colorado, FRENCH, Canad. Ent. xxii, p. 45, n. sp.

COSSIDÆ, HEPIALIDÆ.

[Cf. DRUCE (184), FRENCH (281), GROUM-GRSHIMAÏLO (712), HEYLAERTS (365), MEYRICK (535, 537), SCHAUS (730), SWINHOE (838), TEICH (845), WEYMER & MAASSEN (911).]

The Australian *Hepialidæ* revised; MEYRICK, P. Linn. Soc. N.S.W. (2) iv, pp. 1117-1136.

Arbela ? dea, Rangoon, SWINHOE, Tr. E. Soc. 1890, p. 199, pl. vi, fig. 7, n. sp.

Charagia eximia figured, pl. xi; SCOTT, Austr. Lep. ii.

Cossus cadambæ, tessellatus, figured; WATERHOUSE, Aid, pl. clxxxvii, figs. 7 & 8.

C. brucei, Colorado, FRENCH, Canad. Ent. xxii, p. 44; *C. amundasa*, Ecuador, DRUCE, p. 508, pl. xlii, fig. 16, P. Z. S. 1890 : n. spp.

Endagria monticola, Central Asia, GROUM-GRSHIMAÏLO, in Rom. Mem. iv, p. 544, p. xx, fig. 5, n. sp.

Hectomanes, n. g., *Hepialidæ*, for *Fraus*, Wlk., p. 1125, with *H. noserodes*, p. 1126, *polyspila*, p. 1127, n. spp., Australia; MEYRICK, P. Linn. Soc. N.S.W. (2) iv.

Hepialus paropus, momus, pl. xliii, fig. 3, p. 508, *metellus*, fig. 2, p. 509, Ecuador, DRUCE, P. Z. S. 1890, n. spp.

Holcocerus sericeus, Central Asia, GROUM-GRSHIMAÏLO, in Rom. Mem. iv, p. 541, pl. xx, fig. 3, n. sp.

Langsdorfia marmorata, Ecuador, MAASSEN, in Stübel Reise, p. 136, pl. iv, fig. 15, n. sp.

✓ *Perissectis*, n. g., for *Hepialus australasic*, Don.; MEYRICK, p. 1119, P. Linn. Soc. N.S.W. (2) iv.

Phassus basirei, Mexico, SCHAUS, Ent. Am. vi, p. 46, n. sp.

Phragmatacia cinerea, Baltic, TEICH, Arb. Ver. Riga (n.s.) vi, p. 19; *P. furia*, Centr. Asia, GROUM-GRSHIMAÏLO, in Rom. Mem. iv, p. 542, pl. xx, fig. 4 : n. spp.

Pielus hyalinatus, Schäffer, = (*imperialis*, Olliff); LUCAS, P. Linn. Soc. N.S.W. (2) iv, p. 604, but cf. OLLIFF, t. c. pp. 641 & 642.

Porina niphadias, Australia, p. 1122, *sphragidias*, p. 1123, Tasmania,

MEYRICK, P. Linn. Soc. N.S.W. (2) iv ; *P. dinodes*, New Zealand, *id.* Tr. N. Z. Inst. xxii, p. 206 : n. spp.

↓ *Saalmulleria*, n. g., for *Cossus stumpfi*, Saal. ; MABILLE, p. cxlviii, Bull. Soc. Ent. Fr. 1890.

↓ *Squamura*, n. g. (*Cossidae*), for *S. maculata*, n. sp., Java ; HEYLAERTS, p. xxvi, C.R. Ent. Belg. 1890.

↓ *Trictena*, n. g., for *Cossus labyrinthicus*, Don. ; MEYRICK, p. 1135, P. Linn. Soc. N.S.W. (2) iv.

Triodia monticola, p. 136, pl. iv, fig. 14, *lucicola*, p. 137, fig. 16, Ecuador, MAASSEN, in Stübel Reise, n. spp.

Zelotypia stacyi, Scott, referred to *Leto*, Hb. ; MEYRICK, p. 1133, P. Linn. Soc. N.S.W. (2) iv.

Zeuzera pyrina, Fab., early stages of ; MACHESNEY, Ent. Am. vi, p. 31, woodcuts.

Z. oblita, Rangoon, SWINHOE, Tr. E. Soc. 1890, p. 198, pl. vi, fig. 9, n. sp.

CYMATOPHORIDÆ.

[*Cf.* DOGNIN (177), GROTE (325), SMITH (813).]

Bombycia candida, Florida, SMITH, Ent. Am. vi, p. 179, n. sp.

Thyatira batis, L., var. described and figured ; REUTER, Ent. Tidskr. xi, p. 201. *T. trimaculata*, n. varr. *chinensis*, p. 113, *albomaculata*, p. 114, LEECH, Ent. xxiii.

T. staphyla, Loja, DOGNIN, Le Nat. xii, p. 155, n. sp.

NOCTUIDÆ.

[*Cf.* BUTLER (101, 102), CHAPMAN (127), DOGNIN (177), DRUCE (184, 317), DUURLOO (196), EDWARDS (211), ELWES (219), FAILLA-TEDALDI (237), GRAESER (322), GROTE (325), HEYLAERTS (365), LUCAS (494), MABILLE (476, 496), MABILLE & VUILLOT (502), MÖSCHLER (558), OBERTHUR (575, 577), PAGENSTECHEER (593, 594), SMITH (804, 805, 806, 807, 808, 809, 811, 812, 814, 815), STANDFUSS (829), SWINHOE (838), WEYMER & MAASSEN (911).]

For extensive synonyms of species of *Noctuidæ* and remarks on genera, &c., see BUTLER (101).

Abagrotis, n. g. for part of *Agrotis* ; SMITH, p. 49, Bull. U. S. Nat. Mus. No. 38.

Acantholipes maculifera, Mab., redescribed and figured ; MABILLE, Nov. Lep. p. 7, pl. 1, fig. 5.

Achæa quadrilunata, Java, PAGENSTECHEER, JB. Nassau Ver. xliii, p. 109 ; *A. schausi*, Mexico, DRUCE, p. 380, pl. xxxii, fig. 5, Biol. Centr. Am. Heter. i : n. spp.

Acontia, its composition discussed ; MÖSCHLER, p. 153, Abh. Senck. Ges. xvi.

A. chloromelana, W. Africa, MABILLE, p. 39, Ann. Soc. Ent. Fr. (6) x ;

A. splendens, Panama, DRUCE, p. 516, P. Z. S. 1890; *A. mixta*, p. 154, *unipunctata*, p. 155, Portorico, MÖSCHLER, Abh. Senck. Ges. xvi : n. spp.

Acronycta: the genus discussed, classified, and divided, with remarks on and figures of the earlier stages; CHAPMAN, Ent. Rec. pp. 1, &c., pls. i, ii, & v. See *Bisulcia*, *Cuspidia*, *Viminia*.

Acronycta præclara, Amurland; GRAESER, B. E. Z. xxxv, p. 74; *A. jucunda*, Colombia, MAASSEN, in Stübel Reise, p. 137, pl. vi, fig. 24 : n. spp.

Adelphagrotis, n. g., for part of *Agrotis*; SMITH, p. 38, Bull. U. S. Nat. Mus. No. 38.

Agrotis, and allied genera, monograph of the N. American species; SMITH, Bull. U. S. Nat. Mus. No. 38. *A. tritici* and *cursoria*, varietal note; SOUTH, Ent. xxiii, pp. 145-148. *A. ashworthii*, notes on; GARDNER, Ent. xxiii, p. 5. *A. pææa*, Berg, = (*ingoufi*, Mab.), *pesonii*, Gn., = (*digramma*, Mab.); BERG, pp. clxix & clxx, Bull. Soc. Ent. Fr. 1890. *A. spina*, habits; LENDENFELD, Zool. Gart. xxxi, p. 240.

A. aurulenta, p. 215, *ingeniculata*, p. 216, N. America, SMITH, Bull. U. S. Nat. Mus. No. 38; *A. abnormis*, *erratica*, p. 41, *planifrons*, p. 42, *congrua*, *inelegans*, p. 43, *clemens*, p. 44, *satiens*, *insertans*, p. 45, *cogitans*, p. 46, *atomaris*, *remota*, p. 47, *annulipes*, p. 48, *murdocki*, *quinquelinea*, p. 49, *incallida*, *lutulenta*, p. 50, *alticola*, p. 51, *basiflava*, p. 52, *rena*, p. 53, *spectanda*, p. 54, *nostra*, p. 55, *furtivus*, p. 56, *infelix*, p. 57, N. America, SMITH, Tr. Am. Ent. Soc. xvii; *A. atristrigata*, British Columbia, SMITH, Ent. Am. vi, p. 76; *A. lamptera*, p. 513, *A. ? limenia*, p. 514, Guatemala, DRUCE, P. Z. S. 1890; *A. interposita*, pl. vi, fig. 19, *bistrigata*, fig. 13, p. 142, *præstans*, fig. 16, Colombia, *tresignata*, fig. 21, *obscurella*, fig. 20, p. 143, *extincta*, fig. 23, *interrupta*, fig. 25, *unicolora*, fig. 27, *plectina*, fig. 28, Ecuador, p. 144, MAASSEN, in Stübel Reise; *A. ingouffi*, pl. x, fig. 9, *digramma*, pl. xi, fig. 2, p. 146, *dianthæciæ*, pl. x, fig. 8, p. 147, *aethes*, pl. x, fig. 7, p. 149, Patagonia, MABILLE, N. Arch. Mus. (3) i : n. spp.

Alamis rufomixta, W. Africa, MABILLE, p. 41, Ann. Soc. Ent. Fr. (6) x, n. sp.

Aletia ? erigida, Burma, SWINHOE, Tr. E. Soc. 1890, p. 221, n. sp.

Anarta agonaæ, Mexico, DRUCE, p. 515, P. Z. S. 1890, n. sp.

Anateinoma, n. g., placed next *Thalpocharæ*, p. 169, for *A. affabilis*, n. sp., Portorico, p. 170, pl., fig. 14; MÖSCHLER, Abh. Senck. Ges. xvi.

Annaphila casta, Oregon, EDWARDS, Ent. Am. vi, p. 114, n. sp.

Anomis prærupta, Portorico, MÖSCHLER, Abh. Senck. Ges. xvi, p. 173, n. sp.

Anophia oligomelas, W. Africa, MABILLE, p. 43, Ann. Soc. Ent. Fr. (6) x; *A. longinquua*, p. 233, *undara*, p. 234, Rangoon, SWINHOE, Tr. E. Soc. 1890 : n. spp.

Apamea ophiogramma and *leucostigma*, variation in Britain; TUTT, Ent. xxiii, pp. 12 & 13.

A. lebruni, Patagonia, MABILLE, N. Arch. Mus. (3) i, p. 150, pl. x, fig. 10, n. sp.

Aramuna lutosa, Rangoon, SWINHOE, p. 225, pl. vii, fig. 11, n. sp.

Arasada lycaugesaria, Rangoon, SWINHOE, Tr. E. Soc. 1890, p. 232, n. sp.

Ardisura grandis, Mexico, DRUCE, p. 516, P. Z. S. 1890, n. sp.

Argidia calus, Guen., = (*subrubra*, Feld.) ; DRUCE, p. 398, Biol. Centr. Am. Heter. i.

A. subnebulosa, Ecuador, MAASSEN, in Stübel Reise, p. 151, pl. vii, fig. 6, n. sp.

Arsiloncha roseana, Burma, SWINHOE, Tr. E. Soc. 1890, p. 220, pl. vi, fig. 17, n. sp.

Athyryma trispila, W. Africa, p. 45, *subangularis*, Mayotte, p. 46, MABILLE, Ann. Soc. Ent. Fr. (6) x, n. spp.

Axylia abstracta, Burma, SWINHOE, Tr. E. Soc. 1890, p. 221, pl. vii, fig. 13 ; *A. bucephalina*, Patagonia, MABILLE, N. Arch. Mus. (3) i, p. 151, pl. xi, fig. 30 : n. spp.

Bagada diffisa, Burma, SWINHOE, Tr. E. Soc. 1890, p. 224, pl. vii, fig. 17, n. sp.

Baniana significans, ♀ = (*bifida*, H. S.) ; MÖSCHLER, p. 200, Abh. Senck. Ges. xvi.

Barathra, Hb., = (*Copimamestra*, Grt.) ; *Mamestra brassicæ* referred to it ; SMITH, p. 457, P. U. S. Nat. Mus. xii.

Bendis magdalia, Gn., fully described ; MÖSCHLER, Abh. Senck. Ges. xvi, p. 206.

B. æzica, *æmylia*, pl. xxxii, fig. 8, Panama, *anaria*, Mexico, fig. 6, DRUCE, p. 378, Biol. Centr. Am. Heter. i, n. spp.

✓ *Bisulcia*, n. subg. of *Acronycta* ; CHAPMAN, p. 28, Ent. Rec. i.

Bolina : notes on the variation, synonymy, and characters of *contorta*, *leucomelana*, *fasciolaris*, *januaris*, *nigrescens*, *rectifascia*, *russaris* ; MÖSCHLER, pp. 185-193, Abh. Senck. Ges. xvi.

B. nebulosa, Colombia, MAASSEN, in Stübel Reise, p. 149, pl. vii, fig. 13, n. sp.

Brujas circe figured, pl. xxxi, fig. 11, Biol. Centr. Am. Heter. i.

Bryophila impar, note on characters of ; FARREN, Ent. M. M. (2) i, p. 303.

B. conjecturalis, Burma, SWINHOE, Tr. E. Soc. 1890, p. 222, pl. vii, fig. 10, n. sp.

Callierges divisa, H. S., fully described ; MÖSCHLER, Abh. Senck. Ges. xvi, p. 138.

C. recondita, Portorico, MÖSCHLER, Abh. Senck. Ges. xvi, p. 140, n. sp.

Callopietria carrioni, Ecuador, DOGNIN, Le Nat. xii, p. 155 ; *C. agyra*, p. 517, *langia*, p. 518, Panama, DRUCE, P. Z. S. 1890 : n. spp.

Calophasia bicolor, Patagonia, MABILLE, N. Arch. Mus. (3) i, p. 153, pl. xi, fig. 8, n. sp.

Calymnia penicillata, Amurland, GRAESER, B. E. Z. xxxv, p. 75, n. sp.

Capnodes fabularis, Rangoon, SWINHOE, Tr. E. Soc. 1890, p. 257 ; *C. lara*, Panama, p. 414, pl. xxxiii, fig. 23, *laranda*, Centr. America, p. 415, *alceste*, fig. 24, *alcinoe*, fig. 25, *lappa*, fig. 26, p. 417, *C. (?) argina*, fig. 27, p. 418, Panama, DRUCE, Biol. Centr. Am. Heter. i ; *C. astyla*, p. 215,

- prisca*, *priscilla*, p. 216, Portorico, MÖSCHLER, Abh. Senck. Ges. xvi ; *C. maculifera*, Peru, MAASSEN, in Stübel Reise, p. 152, pl. vii, fig. 17 : n. spp.
- Caradrina calberlae*, Sicily, FAILLA-TEDALDI, Nat. Sicil. x, p. 29 ; *C. alana*, Panama, DRUCE, p. 513, P. Z. S. 1890 ; *C. promiscua*, Portorico, MÖSCHLER, Abh. Senck. Ges. xvi, p. 144 ; *C. tolima*, pl. vi, fig. 15, *C. ? dubitata*, fig. 22, Colombia, p. 141, *C. mendica*, fig. 17, *bilineata*, fig. 18, Ecuador, p. 142, MAASSEN, in Stübel Reise : n. spp.
- Carneades atristrigata*, p. 150, *misturata* (Morr.), p. 156, *neomexicana*, p. 218, *teleboa*, *lineifrons*, p. 219, *pedalis*, p. 220, *xyliniformis*, *conjuncta*, p. 221, *perturbata*, p. 222, N. America, SMITH, Bull. U. S. Nat. Mus. No. 38, n. spp.
- Carthara reissi*, Colombia, MAASSEN, in Stübel Reise, p. 132, pl. v, fig. 6, n. sp.
- Catephia melanis*, W. Africa, MABILLE, p. 43, Ann. Soc. Ent. Fr. (6) x, n. sp.
- Catocala electilis* figured, pl. xxxi, fig. 8, Biol. Centr. Am. Heter. i. *C. frazini*, larva described ; PORRITT, Ent. M. M. (2) i, p. 125.
- C. ixion*, Mexico, DRUCE, p. 360, pl. xxxi, fig. 2, Biol. Centr. Am. Heter. i, n. sp.
- ✓ *Cecharismena*, n. g., placed near *Thalpochares*, p. 164, for *T. nectared*, p. 165, *cara*, p. 166, n. spp., Portorico ; MÖSCHLER, Abh. Senck. Ges. xvi.
- Celœna ? lilacina*, Panama, DRUCE, p. 512, P. Z. S. 1890, n. sp.
- Chamina (?) lamponia*, Panama, DRUCE, p. 422, pl. xxxiv, fig. 2, Biol. Centr. Am. Heter. i, n. sp.
- Chasmina alcidamea*, Guatemala, DRUCE, P. Z. S. 1890, p. 512, n. sp.
- ✓ *Chorizagrotis*, n. g., for part of *Agrotis* ; SMITH, p. 98, Bull. U. S. Nat. Mus. No. 38.
- Cleophana jubata*, Gabès, OBERTHUR, p. 31, pl. vi, fig. 40, Études d'Ent. xiii, n. sp.
- Cletthora mirabilis*, *bilinea*, Rangoon, SWINHÖE, Tr. E. Soc. 1890, p. 237, n. spp.
- Cœnipeta dimidiata*, Butl., figured, pl. xxxi, fig. 10, Biol. Centr. Am. Heter. i.
- C. œolia*, Central America, DRUCE, t. c. p. 350, pl. xxxi, fig. 9 ; *C. zenobina*, p. 148, pl. vii, fig. 5, *ocellata*, p. 149, fig. 9, Colombia, MAASSEN, in Stübel Reise : n. spp.
- ✓ *Collomena*, n. g., position doubtful, for *C. elota*, n. sp., Portorico, pl., fig. 17 ; MÖSCHLER, p. 145, Abh. Senck. Ges. xvi.
- Copipanolis stigma*, Florida, SMITH, Ent. Am. vi, p. 220, n. sp.
- Cosmia laoripa*, Panama, DRUCE, P. Z. S. 1890, p. 514, n. sp.
- Crymodes exulis*, Icelandic varr. noticed ; WALKER, P. E. Soc. 1890, p. xxxiii.
- ✓ *Cuspidia*, n. subg. of *Acronycta* ; CHAPMAN, Ent. Rec. i, p. 27.
- Daxata multifasciata*, Rangoon, SWINHÖE, Tr. E. Soc. 1890, p. 256, pl. vii, fig. 14, n. sp.
- Decalea infusa*, Wlk., fully described ; MÖSCHLER, p. 203, Abh. Senck. Ges. xvi.

- Declana floccosa*, life-history; HUDSON, Ent. xxiii, p. 241.
- Dianthæcia carpophaga* and *capsophila*, identity of; BLANDFORD, Ent. M. M. (2) i, p. 89; SOUTH, Ent. xxiii, p. 132.
- D. magellana*, Patagonia, MABILLE, N. Arch. Mus. (3) i, p. 152, n. sp.
- Dlasterna*, F. & R., described; MÖSCHLER, Abh. Senck. Ges. xvi, p. 161.
- D. flavicapilla*, Antilles and S. America, MÖSCHLER, p. 162, Abh. Senck. Ges. xvi, n. sp.
- Diatenes merulina*, Madagascar, MABILLE, p. 42, Ann. Soc. Ent. Fr. (6) x, n. sp.
- Dyomyx juno*, Portorico, MÖSCHLER, p. 197, Abh. Senck. Ges. xvi, n. sp.
- Dyschorista*, synonymical observations; BUTLER, p. 96, Ann. N. H. (6) vi.
- D. crenulata*, N. America, *lanaris*, Brazil, BUTLER, p. 97, Ann. N. H. (6) vi, n. spp.
- Egnasia igneola*, Burma, SWINHOE, Tr. E. Soc. 1890, p. 254, n. sp.
- Emmelia variegata*, Portorico, MÖSCHLER, Abh. Senck. Ges. xvi, p. 156, n. sp.
- ↓ *Encalypta*, n. g., position doubtful, p. 147, for *E. schillei*, n. sp.; Portorico, p. 148, pl., fig. 23; MÖSCHLER, Abh. Senck. Ges. xvi.
- Ephyrodes similis*, pl. xxxiii, fig. 17, *læna*, fig. 18, Centr. America, DRUCE, Biol. Centr. Am. Heter. i, p. 409, n. spp.
- Epidromia pannosa*, Gn., = (*rotundata*, H. S.); MÖSCHLER, p. 211, Abh. Senck. Ges. xvi.
- Episema hispana*, pl. vi, fig. 42, with var. *albida*, fig. 43, figured; OBERTHUR, Études d'Ent. xiii.
- E. datini*, N. Africa, OBERTHUR, p. 30, pl. vi, fig. 38, Études d'Ent. xiii, n. sp.
- Eriopus elegantulus*, H. S., full description; MÖSCHLER, Abh. Senck. Ges. xvi, p. 132.
- Euclidia annexa*, Oregon, EDWARDS, Ent. Am. vi, p. 115, n. sp.
- √ *Eueretagrotis*, n. g., for part of *Agrotis*; SMITH, p. 47, Bull. U. S. Nat. Mus. No. 38.
- √ *Eulaphygma*, n. g., for a part of *Laphygma*; BUTLER, Tr. E. Soc. 1890, p. 668.
- Euperia nagaloo*, Fiji Is.; MABILLE & VUILLOT, Nov. Lep. p. 8, pl. i, fig. 7.
- Eurhipia rosea*, Congo, MABILLE, Nov. Lep. p. 6, pl. i, fig. 4, n. sp.
- Eustrotiini*, notes on the N. American; GROTE, Ent. Am. vi, pp. 161-165.
- Exophila flexuaris*, W. Africa, MABILLE, p. 40, Ann. Soc. Ent. Fr. (6) x, n. sp.
- Feltia pectinicornis*, p. 114. *longidens*, p. 217, N. America, SMITH, Bull. U. S. Nat. Mus. No. 38, n. spp.
- Feralia major*, Washington, SMITH, Ent. Am. vi, p. 26, n. sp.
- Focilla recurva* figured, pl. xxxiii, fig. 2, Biol. Centr. Am. Heter. i.
- F. (?) laba*, 392, pl. xxxiii, fig. 3, *labecia*, fig. 4, Guatemala, *maxima*,

fig. 5, p. 393, *agava*, fig. 6, Panama, *locana*, *lala*, fig. 7, p. 394, Guatemala, DRUCE, Biol. Centr. Am. Heter. i, n. spp.

✓*Freilla*, n. g. (*Thermesiidæ*, near *Ephyrodes*), for *F. variabilis*, pl. xxxiii, fig. 19, *humeralis*, fig. 20, n. spp., Centr. America; DRUCE, p. 410, Biol. Centr. Am. Heter. i.

Galapha ageta, Centr. America, DRUCE, p. 396, pl. xxxiii, fig. 8, Biol. Centr. Am. Heter. i, n. sp.

Glæa spadicea and *vaccinii*, larvæ of; CHAPMAN, Ent. M. M. (2) i, p. 86.

Gonitis brunnea, Moore, referred to *Rusicada*, ♀ described, p. 230; figured, pl. viii, fig. 2; SWINHOE, Tr. E. Soc. 1890.

G. virida, Java, HEYLAERTS, C.R. Ent. Belg. 1890, p. xxx, n. sp.

Gortyna nitela, larva described; BLAKE, Ent. News, i, p. 136.

Hadena chalconia, Hb., = (*Alibama mutata*, Möschl.); MÖSCHLER, p. 127, Abh. Senck. Ges. xvi. *H. trita*, *pupula*, referred to *Perigea*, characters of allies; MÖSCHLER, Abh. Senck. Ges. xvi, p. 134.

H. engelhartii, Jutland, DUURLOO, Ent. Med. ii, p. 86; *H. disgrega*, p. 128, *ligata*, p. 130, Portorico, MÖSCHLER, Abh. Senck. Ges. xvi; *H. juvenilis*, pl. vi, fig. 30, *ignitincta*, fig. 26, Ecuador, p. 145, *mun*, pl. vii, fig. 7, *albispinata*, fig. 11, Bolivia, p. 146, MAASSEN, in Stübel Reise: n. spp.

Hamodes unilinea, Burma, SWINHOE, Tr. E. Soc. 1890, p. 243, n. sp.

✓*Haplostola*, n. g., placed before *Mesostrota*, p. 163, for *H. aphelioides*, n. sp., Portorico, p. 163; MÖSCHLER, Abh. Senck. Ges. xvi.

Hecatera læta, Ecuador, MAASSEN, in Stübel Reise, p. 145, pl. vi, fig. 29, n. sp.

Helia lampetia, Panama, DRUCE, p. 403, pl. xxxiii, fig. 11, Biol. Centr. Am. Heter. i, n. sp.

Heliophobus hispidus, varietal note; RICHARDSON, Ent. xxiii, p. 60; larva described; BROWN, Ent. Rec. i, p. 43.

Heliothis variabilis, W. Africa, MABILLE, p. 39, Ann. Soc. Ent. Fr. (6) x, n. sp.

✓*Hemicephalis*, n. g., for *Glottula characteria*, Wlk.; MÖSCHLER, p. 174, Abh. Senck. Ges. xvi.

Hemiceras carmelita, Colombia, pl. vii, fig. 4, *postica*, Ecuador, fig. 3, MAASSEN, in Stübel Reise, p. 148; cf. also *Notodontidæ*: n. spp.

Herrichia cervina, N. America, EDWARDS, Ent. Am. vi, p. 114, n. sp.

✓*Heteromorpha*, n. g., near *Orrhodia*, for *H. ragusæ*, n. sp., Sicily, pl. i, fig. 6; FAILLA-TEDALDI, Nat. Sicil. x, p. 30.

Homoptera fictilis, Gn., = (*guadalupensis*, Gn.); MÖSCHLER, p. 205, Abh. Senck. Ges. xvi.

H. amata, Panama, DRUCE, p. 345, pl. xxxi, fig. 4, Biol. Centr. Am. Heter. i, n. sp.

Hypatra ocularia, Burma, SWINHOE, Tr. E. Soc. 1890, p. 246, pl. viii, fig. 4, n. sp.

Hypenaria augusta, variation and numerous synonyms noticed; DRUCE, p. 420, Biol. Centr. Am. Heter. i.

H. (?) umbrigena, Panama, DRUCE, p. 421, pl. xxxiv, fig. 1, Biol. Centr. Am. Heter. i, n. sp.

Ingura elegans, p. 170, *vittata*, p. 171, Portorico, MÖSCHLER, Abh. Senck. Ges. xvi, n. spp.

Isogona æolia, Centr. America, DRUCE, p. 390, pl. xxxiii, fig. 1, Biol. Centr. Am. Heter. i, n. sp.

✓*Krugia*, n. g., placed next *Mesostrota*, p. 163, for *K. operata*, n. sp., Portorico, p. 164, MÖSCHLER, Abh. Senck. Ges. xvi.

Laphygma angustipennis n. var. *divida*; MÖSCHLER, Abh. Senck. Ges. xvi, p. 124.

✓*Leianophera*, n. g., near *Gortyna*, for *L. transfossa*, n. sp., Portorico, pl., fig. 16; MÖSCHLER, p. 136, Abh. Senck. Ges. xvi.

Lepidodes (?) *ænryra*, Panama, DRUCE, p. 348, pl. xxxi, fig. 6, Biol. Centr. Am. Heter. i, n. sp.

Letis vultura, p. 370, pl. xxxii, figs. 1 & 2, *orcynia*, p. 371, figs. 4 & 7, Centr. America, DRUCE, Biol. Centr. Am. Heter. i; *L. caligula*, Ecuador, MAASSEN, in Stübel Reise, p. 150, pl. vii, fig. 10: n. spp.

Leucania conmoides, Gn., = (*secta*, H. S.); MÖSCHLER, Abh. Senck. Ges. xvi, p. 141.

L. albivenata, p. 217, pl. vii, fig. 7, *subnitens*, p. 218, fig. 1, *nefasta*, *homopterana*, fig. 12, p. 219, *basilinea*, p. 220, fig. 6, Burma, SWINHOE, Tr. E. Soc. 1890; *L. aureola*, p. 1097, *fumata*, p. 1098, Brisbane, LUCAS, P. Linn. Soc. N.S.W. (2) iv; *L. senescens*, p. 142, *clarescens*, p. 143, Portorico, MÖSCHLER, Abh. Senck. Ges. xvi; *L. strigata*, p. 137, pl. vi, fig. 5, *arcupunctata*, fig. 1, *kirschii*, fig. 2, *lineolata*, fig. 4, *lucentia*, fig. 12, p. 138, *badia*, fig. 6, p. 139, Ecuador, *bilinea*, fig. 9, p. 139, Bolivia, MAASSEN, in Stübel Reise: n. spp.

Luperina (*Hadena*) *stipata*, Morr., habits of larva; WEBSTER, p. 47, Bull. Dep. Agric. Ent. xxii.

Lygniodes plateni, Palawan, PAGENSTECHE, Deutsche e. Z. Lep. iii, p. 18, n. sp.

Magusa apicimacula, Ecuador, MAASSEN, in Stübel Reise, p. 147, pl. vii, fig. 2, n. sp.

Mamestra parvula var. = (*distributa*, Möschl.); MÖSCHLER, p. 135, Abh. Senck. Ges. xvi. *M. brassica* var. *straminea*; FAILLA-TEDALDI, Nat. Sicil. x, p. 30. *M. confusa*, larva described; DYAR, Ins. Life, iii, p. 63. *M. lorea*, larva described; BEUTENMÜLLER, Canad. Ent. xxii, p. 16.

M. renati, Pyrenees, OBERTHUR, Bull. Soc. Ent. Fr. 1890, p. clxxxvii; *M. calographa*, p. 140, pl. vi, fig. 8, *imitata*, fig. 31, Ecuador, *scripta*, fig. 14, Bolivia, p. 141, MAASSEN, in Stübel Reise: n. spp.

Marmorinia curviluna, Centr. America, DRUCE, p. 411, pl. xxxiii, fig. 1, Biol. Centr. Am. Heter. i, n. sp.

Massala larina, Guatemala, DRUCE, p. 413, pl. xxxiii, fig. 22, *t. c.*, n. sp.

Mecyna polygonalis, habits in New Zealand; SMITH, Ent. M. M. (2) i, p. 51; MEYRICK, *t. c.* p. 87; SMITH, *t. c.* p. 218. *M. deprivalis*, habits in New Zealand; SMITH, Ent. M. M. (2) i, p. 218.

Melipotis imparallela, fig. 13, *marmoraris*, fig. 15, figured, pl. xxxi, Biol. Centr. Am. Heter. i.

Mesostrota imprimata, Portorico, MÖSCHLER, p. 163, Abh. Senck. Ges. xvi, n. sp.

Metalectra agathia, Centr. America, pl. xxxiii, fig. 12, *aglaia*, p. 404, *lacerta*, *lineata*, Mexico, *lampea*, Costa Rica, *M. (?) agilaria*, Guatemala, p. 405, DRUCE, Biol. Centr. Am. Heter. i, n. spp.

Metapopneumata, n. g. (position not mentioned), for *M. rogenhoferi*, n. sp., Portorico; MÖSCHLER, p. 159, Abh. Senck. Ges. xvi.

Metopoceras maritima, Sicily, FAILLA-TEDALDI, Nat. Sicil. x, p. 31, pl. i, fig. 8, n. sp.

Moma equatoria figured and described; MABILLE & VUILLOT, Nov. Lep. p. 6, pl. i, fig. 3.

M. hieroglyphera, Ecuador, MAASSEN, in Stübel Reise, p. 137, pl. v, fig. 17, n. sp.

Morrisonia rileyana, Florida, SMITH, Ent. Am. vi, p. 212, n. sp.

Nagadeba ianthina, Rangoon, SWINHÖE, Tr. E. Soc. 1890, p. 255, n. sp.

Nonagria lineosa, p. 139, pl. vi, fig. 3, *monilis*, p. 140, fig. 10, Ecuador, MAASSEN, in Stübel Reise, n. spp.

Oncocnemis extremis, British Columbia, SMITH, Ent. Am. vi, p. 30, n. sp.

Ophideres princeps, Guen., = (*benacus*, Plötz); MABILLE, p. 44, Ann. Soc. Ent. Fr. (6) x. *O. salamina*, Cr., figured, pl. xi, SCOTT, Austr. Lep. ii. *O. serpentifera* figured, pl. xxxi, fig. 14, Biol. Centr. Am. Heter. i.

Ophisma ablunaris n. var. *hilaris*; MÖSCHLER, p. 202, Abh. Senck. Ges. xvi. *O. aolida*, Panama, DRUCE, p. 380, pl. xxxii, fig. 9, Biol. Centr. Am. Heter. i, n. sp.

Ophiusa orthæa, W. Africa, MABILLE, p. 44, Ann. Soc. Ent. Fr. (6) x, n. sp.

Orsa (?) agola, Panama, DRUCE, p. 423, pl. xxxiv, fig. 3, Biol. Centr. Am. Heter. i, n. sp.

Orthogramma (?) lamida, Centr. America, p. 399, pl. xxxiii, fig. 10, Biol. Centr. Am. Heter. i, n. sp.

Orthosia witzemannii, Basses Alpes, STANDFUSS, MT. Schw. ent. Ges. viii, p. 233; *O. purilinea*, Patagonia, MABILLE, N. Arch. Mus. (3) i, p. 152: n. spp.

Orthosoma valdiviesoi, Loja, DOGNIN, Le Nat. xii, p. 193, n. sp.

Pachnobia ferruginoides, N. America; SMITH, p. 56, Bull. U. S. Nat. Mus. No. 38, n. sp.

Palindia variabilis, p. 194, *hebe*, p. 195, *devitzii*, p. 196, Portorico, MÖSCHLER, Abh. Senck. Ges. xvi, n. spp.

Penicillaria subrubens, W. Africa, MABILLE, p. 40, Ann. Soc. Ent. Fr. (6) x; *P. cuprea*, Portorico and Surinam; MÖSCHLER, p. 179, Abh. Senck. Ges. xvi: n. spp.

Peosina numeria, Dr., fully described; MÖSCHLER, p. 207, Abh. Senck. Ges. xvi.

Peridroma tenuescens, Nebraska, SMITH, p. 73, Bull. U. S. Nat. Mus. No. 38, n. sp.

Perigea agnonia, Centr. and S. America, DRUCE, p. 513, P. Z. S. 1890, n. sp.

√ *Perigonica*, n. g., near *Tæniocampa*, p. 123, for *P. angulata*, California, *fulminans*, Colorado, p. 124, n. spp.; SMITH, Ent. Am. vi.

Phosphila exonia, Panama, DRUCE, p. 349, pl. xxxi, fig. 7, Biol. Centr. Am. Heter. i, n. sp.

Phurys enervis, Rangoon, SWINHOE, p. 231, pl. viii, fig. 8, n. sp.

Placodes decolor, Ecuador, MAASSEN, in Stübel Reise, p. 147, pl. vii, fig. 8, n. sp.

Plagiomimicus triplagiatus, Mexico, SMITH, Ent. Am. vi, p. 139, n. sp.

√ *Platagrotis*, n. g., for part of *Agrotis*; SMITH, p. 43, Bull. U. S. Nat. Mus. No. 38.

† *Pleurasympieza*, n. g., position doubtful, p. 146, for *P. smithii*, n. sp., Portorico, p. 147, pl., fig. 18; MÖSCHLER, Abh. Senck. Ges. xvi.

Plusia rogationis, Gn., = (*pertusa*, Mösch.); MÖSCHLER, Abh. Senck. Ges. xvi, p. 181. *P. moneta*, notes on distribution; FALLOU, Bull. Soc. Ent. Fr. 1890, p. cccxii. *P. californica*, preparatory stages; DYAR, Ent. Am. vi, p. 14. *P. iota*, food-plants; SOUTH, Ent. xxiii, p. 204.

Plusia sica, Amurland, GRAESER, B. E. Z. xxxv, p. 77; *P. anda*, Guatemala, DRUCE, P. Z. S. 1890, p. 518 : n. spp.

Plusiodes ? *laronia*, p. 518, *agenoria*, *alesia*, p. 520, Centr. and S. America, *laodamia*, Mexico, p. 520, DRUCE, P. Z. S. 1890, n. spp.

Poaphila erubescens, Ecuador, MAASSEN, in Stübel Reise, p. 150, pl. vii, fig. 12, n. sp.

Polia humilis, Bl., probably = (*Agrotis dianthæciæ*, Mab.); BERG, p. clxx, Bull. Soc. Ent. Fr. 1890.

P. ? lorina, Mexico, *ameria*, Guatemala, DRUCE, p. 515, P. Z. S. 1890, n. spp.

Polydesma exarata, W. Africa, MABILLE, p. 42, Ann. Soc. Ent. Fr. (6) x, n. sp.

Polyphaenis nona, Portorico, MÖSCHLER, Abh. Senck. Ges. xvi, p. 131, n. sp.

√ *Porosagrotis*, n. g., for part of *Agrotis*, p. 123, with *P. daedalus*, n. sp., N. America, SMITH, p. 217, Bull. U. S. Nat. Mus. No. 38.

Prodenia pulchella, H. S., = (*exquisita*, Mösch.), p. 125, *testaceoides*, Gn., redescribed, p. 126; MÖSCHLER, Abh. Senck. Ges. xvi.

P. uncifera, Ecuador, MAASSEN, in Stübel Reise, p. 140, pl. vi, fig. 11, n. sp.

Prometopus, Gn., referred to *Cymatophoridae*, *P. inassueta*, Gn., = (*Bryophila dorsivaria*, Wlk.); BUTLER, Tr. E. Soc. 1890, p. 653.

P. equiguereni, Loja, DOGNIN, Le Nat. xii, p. 176, n. sp.

√ *Pseudepunda*, n. g., for *Epunda bicolor*, Moore; BUTLER, Tr. E. Soc. 1890, p. 672.

√ *Pseudocalpe*, n. g., placed next *Penicillaria*, for genus ? *tristriga*, H. S.; MÖSCHLER, p. 179, Abh. Senck. Ges. xvi.

√ *Pseudohemiceras*, n. g., placed near *Eurhipia*, for *P. krugii*, n. sp., Portorico; MÖSCHLER, p. 176, Abh. Senck. Ges. xvi.

Pseudophia tungusa, Amurland, GRAESER, B. E. Z. xxxv, p. 78, n. sp.

Ramphia albizona and *evinga* treated as sexes of one species; DRUCE, p. 368, Biol. Centr. Am. Heter. i.

- R. dæmon*, Peru, MAASSEN, in Stübel Reise, p. 149, pl. vii, fig. 15, n. sp.
Remigia diffluens, variation and synonymy noticed; DRUCE, p. 388, Biol. Centr. Am. Heter. i.
 †*Rhizagrotis*, n. g., for part of *Agrotis*; SMITH, p. 103, Bull. U. S. Nat. Mus. No. 38.
Rhosologia porrecta figured, pl. xxxii, fig. 11, Biol. Centr. Am. Heter. i.
 †*Rhynchagrotis*, n. g., for part of *Agrotis*, including *R. distracta*, n. sp., N. America, p. 36; SMITH, p. 13, Bull. U. S. Nat. Mus. No. 38.
Safia ania, Panama, DRUCE, p. 347, pl. xxxi, fig. 5, Biol. Centr. Am. Heter. i, n. sp.
Sarothroceras alluaudi figured and described; MABILLE, Nov. Lep. p. 4, pl. i, fig. 6: referred to *Hypsida*; *id.* p. 37, Ann. Soc. Ent. Fr. (6) x.
Scopelosoma, revision of the N. American species; SMITH, Ent. Am. vi, pp. 146-153.
Scotogramma phoca, Mösch., = (*M. promulsa*, Morr.); SMITH, P. U. S. Nat. Mus. xii, p. 463.
Selenis portoricensis, Portorico, MÖSCHLER, p. 214, Abh. Senck. Ges. xvi; *S. agarrha*, pl. xxxiii, fig. 13, *agna*, fig. 14, p. 407, *lacia*, fig. 15, *laonome*, fig. 16, p. 408, Centr. America, DRUCE, Biol. Centr. Am. Heter. i; *S. vittata*, Colombia, MAASSEN, in Stübel Reise, p. 151, pl. vii, fig. 18: n. spp.
Selepa curiosa, Rangoon, SWINHOE, p. 236, Tr. E. Soc. 1890, n. sp.
 †*Setagrotis*, n. g., for part of *Agrotis*, SMITH, p. 59, Bull. U. S. Nat. Mus. No. 38.
Sinna dohertyi, Naga Hills, ELWES, p. 400, pl. xxxiii, fig. 5, P. Z. S. 1890, n. sp.
Spalotis uniformis, Burma, SWINHOE, Tr. E. Soc. 1890, p. 226, n. sp.
Stilbia anomala, var. or n. sp.?, described, FAILLA-TEDALDI, Nat. Sicil. x, p. 29, pl. i, fig. 3.
Syllectra lucifer, Portorico, MÖSCHLER, Abh. Senck. Ges. xvi, p. 210, n. sp.
Symitha punctata, Rangoon, SWINHOE, Tr. E. Soc. 1890, p. 236, pl. vii, fig. 15, n. sp.
Sympis agnita, Panama, DRUCE, Biol. Centr. Am. Heter. i, p. 398, pl. xxxiii, fig. 9, n. sp.
 †*Synvaleria*, n. g., for *Valeria jaspidea*, Vill.; BUTLER, Tr. E. Soc. 1890, p. 672.
Sypna axonia, Mexico, DRUCE, p. 367, pl. xxxii, fig. 3, Biol. Centr. Am. Heter. i, n. sp.
Tæniocampa and allied N. American genera, revision of, with figs. of the male characters; SMITH, P. U. S. Nat. Mus. xii, pp. 455-496, pls. xxii & xxiii.
T. modifica, Morr., = (*consopita*, Grt.), p. 480, *alia* and *incerta* distinguished, p. 487; SMITH, P. U. S. Nat. Mus. xii. *T. opima*, notes on; ARKLE, Ent. xxiii, p. 307.
T. carminata, Colorado, p. 121, *curtica*, *addenda*, California, p. 122, *venata*, N. York, p. 123, EDWARDS, Ent. Am. vi, n. spp.

- Tarache bætica, optiva*, Rangoon, SWINHOE, Tr. E. Soc. 1890, p. 224, n. spp.
- Tautobriga euspila*, Wlk., = (*Amphigonina erythropus*, Feld.) ; DRUCE, Biol. Centr. Am. Heter. i, p. 395.
- Thalera chlorosaria*, Amurland, GRAESER, B. E. Z. xxxv, p. 81, n. sp.
- Thalpocharis rosea*, n. var. *schernhammeri*, RÜHL, Soc. Ent. v, p. 34.
- T. albipectus, grapholithoides*, p. 167, *putnami*, p. 168, *basalis*, p. 169, Portorico, MÖSCHLER, Abh. Senck. Ges. xvi ; *T. laronia*, p. 516, *lagore*, p. 517, Centr. America, DRUCE, P. Z. S. 1890 ; *T. partitella*, Peru, MAASSEN, in Stübel Reise, p. 147, pl. ix, fig. 27 ; n. spp.
- Thermesia gemina*, Colombia, MAASSEN, in Stübel Reise, p. 151, pl. vii, fig. 14, n. sp.
- Thysania tiasa*, Costa Rica, DRUCE, p. 374, pl. xxxii, fig. 10, Biol. Centr. Am. Heter. i, n. sp.
- Toxocampa limosa* n. var. *nigricostata* ; GRAESER, B. E. Z. xxxv, p. 80.
- T. lupina*, Amurland, GRAESER, B. E. Z. xxxv, p. 79, n. sp.
- ↓ *Toxonprucha*, n. g., near *Hypogramma*, for *T. amœna*, n. sp., Portorico, pl., fig. 1 ; MÖSCHLER, p. 198, Abh. Senck. Ges. xvi.
- Trigonodes hemidelta*, Zanzibar, MABILILE, p. 46, Ann. Soc. Ent. Fr. (6) x, n. sp.
- Vespolia cæruleifera* figured, pl. xxxi, fig. 12, Biol. Centr. Am. Heter. i.
- ↓ *Viminia*, n. subg. of *Acranycta* ; CHAPMAN, Ent. Rec. i, p. 26.
- Xanthia gilvago* var. described ; FAILLA-TEDALDI, Nat. Sicil. x, p. 29.
- X. alala*, p. 514, *alcandra*, p. 515, Mexico, DRUCE, P. Z. S. 1890, n. spp.
- Xanthoptera laphyra*, Centr. America, DRUCE, p. 517, P. Z. S. 1890 ; *X. tripuncta*, Portorico, MÖSCHLER, Abh. Senck. Ges. xvi, p. 158 ; n. spp.
- Xylina violascens*, Ecuador, MAASSEN, in Stübel Reise, p. 146, pl. vii, fig. 1, n. sp.
- Xylis setipes*, Gn., fully described ; MÖSCHLER, Abh. Senck. Ges. xvi, p. 202.
- Xylophasia offuscata*, Berg, = (*Calophasia bicolor*, Mab.) ; BERG, p. clxx, Bull. Soc. Ent. Fr. 1890.
- Ypsia lineata*, Centr. America, DRUCE, p. 346, Biol. Centr. Am. Heter. i, n. sp.
- Zethes mopsa, compactilis*, pl. vii, fig. 16, p. 251, *palliolata*, pl. viii, fig. 10, p. 252, *umbriifera, exigualis*, pl. vii, fig. 8, p. 253, Burma, SWINHOE, Tr. E. Soc. 1890, n. spp.

DELTOIDÆ.

- [Cf. DRUCE (317), MÖSCHLER (558), SNELLEN (821), SOUTH (825), SWINHOE (838), WEYMER & MAASSEN (911).]
- ↓ *Aglaonice*, n. g., p. 226, for *A. snelleni*, n. sp., Portorico, p. 227 ; MÖSCHLER, Abh. Senck. Ges. xvi.
- Anagoa limatalis, nigromaculalis*, p. 218, *placidalis*, p. 219, Portorico, MÖSCHLER, Abh. Senck. Ges. xvi, n. spp.
- Apphadana plana*, Burma, SWINHOE, Tr. E. Soc. 1890, p. 261, n. sp.

✓ *Armana*, n. g. (*Remigiidæ*), for *A. nigrærieta*, n. sp., Burma, pl. viii, fig. 1; SWINHOE, p. 250, Tr. E. Soc. 1890.

Bertula agrestis, p. 262, *ethnica*, pl. viii, fig. 1, *factitia*, *analis*, fig. 5, p. 263, Burma, SWINHOE, Tr. E. Soc. 1890, n. spp.

Bleptina subjecta, Portorico, MÖSCHLER, p. 226, Abh. Senck. Ges. xvi, n. sp.

Bocana nigella, Rangoon, SWINHOE, Tr. E. Soc. 1890, p. 265, n. sp.

Dyrzela bosca, Burma, SWINHOE, Tr. E. Soc. 1890, p. 266, n. sp.

Gustiana libitina, p. 425, pl. xxxv, fig. 1, *limæa*, fig. 2, p. 426, Mexico, DRUCE, Biol. Centr. Am. Heter. i, n. spp.

Hadenia ignicomæ, Rangoon, SWINHOE, p. 264, pl. viii, fig. 12, Tr. E. Soc. 1890, n. sp.

Hipoëpa ? *opacaria*, Burma, SWINHOE, Tr. E. Soc. 1890, p. 264, pl. viii, fig. 3, n. sp.

✓ *Homoschista*, n. g., for *H. pagenstecheri*, n. sp., Portorico, pl., fig. 3; MÖSCHLER, Abh. Senck. Ges. xvi, p. 221.

Hypena manalis, pl. xxxiv, fig. 5, *pilosalis*, fig. 6, *vetustalis*, fig. 23, *dispunctalis*, fig. 24, *securalis*, fig. 25, *pacificalis*, fig. 26, *exceptalis*, pl. xxxv, fig. 6, *jactatalis*, fig. 21, figured; Biol. Centr. Am. Heter. i.

H. invenustalis, Rangoon, SWINHOE, Tr. E. Soc. 1890, p. 260; *H. conditalis*, p. 222, Portorico, *cervinalis*, p. 223, Jamaica, *vinculalis*, p. 224, *incertalis*, p. 225, Portorico, MÖSCHLER, Abh. Senck. Ges. xvi; *H. franciscalis*, p. 152, pl. vii, fig. 20, *amicalis*, p. 153, fig. 19, Ecuador, MAASSEN, in Stübel Reise; *H. andraca*, pl. xxxiv, fig. 7, *lua*, fig. 8, p. 428, *variabilis*, figs. 9–20, *livia*, fig. 21, *anemosa*, fig. 22, p. 429, *lanassa*, fig. 27, p. 430, *andria*, pl. xxxv, fig. 4, *levana*, fig. 5, *andrapana*, fig. 7, *lebonia*, fig. 8, *ammonia*, fig. 9, p. 432, *ancara*, fig. 10, *lipara*, fig. 11, p. 433, *androna*, fig. 12, *anicina*, fig. 13, p. 434, *leuctra*, fig. 14, *loxo*, fig. 15, *anda*, fig. 16, *lollia*, fig. 17, p. 435, *locusta*, fig. 18, *muscosa*, fig. 19, *H. (P) angitia*, fig. 20, p. 436, Centr. America, DRUCE, Biol. Centr. Am. Heter. i : n. spp.

Hypenodes costæstrigalis and *tænialis*, figured, pl. vii, with larva of latter described with full synonymy, pp. 163–177; SNELLEN, Tijdschr. Ent. xxxiii.

H. pudicalis, pl. vii, fig. 9, *minimalis*, fig. 10, p. 178, *obliquialis*, fig. 11, p. 179, Java, SNELLEN, Tijdschr. Ent. xxxiii : n. spp.

✓ *Lophoditta*, n. g., p. 230, near *Physula*, for *L. perspicillaris*, n. sp., Portorico, p. 231, and *Physula tuberculata*, H. S.; MÖSCHLER, Abh. Senck. Ges. xvi.

✓ *Lophophora*, n. g., near *Clanyma*, p. 227, for *L. clanymoides*, n. sp., Antilles, p. 228, pl., fig. 4; MÖSCHLER, Abh. Senck. Ges. xvi.

Macrodes leyna, Panama, DRUCE, p. 424, pl. xxxiv, fig. 4, Biol. Centr. Am. Heter. i, n. sp.

Mastigophora demissalis, Portorico, MÖSCHLER, p. 233, Abh. Senck. Ges. xvi, n. sp.

✓ *Metallata*, n. g., p. 219, for *M. variabilis*, n. sp., Antilles and Centr. America, p. 220; MÖSCHLER, Abh. Senck. Ges. xvi.

✓ *Metina*, n. g., near *Hypena*, for *Bleptina hirtipalpis*, Wlk.; DRUCE, p. 437, Biol. Centr. Am. Heter. i.

- Oglasa costipannosa*, Burma, SWINHÖE, Tr. E. Soc. 1890, p. 266, n. sp.
 ✓ *Ogoas*, n. g. (*Hypenidæ*), for *O. albipuncta*, n. sp., Guatemala, pl. xxxv, fig. 24; DRUCE, p. 439, Biol. Centr. Am. Heter. i.
 ✓ *Phlyctaina*, n. g., near *Aristaria*, p. 228, for *P. irrigualis*, n. sp., Portorico, p. 229; MÖSCHLER, Abh. Senck. Ges. xvi.
Physula peckii, Portorico, MÖSCHLER, p. 232, Abh. Senck. Ges. xvi, n. sp.
Pseudoglossa modesta, Rangoon, SWINHÖE, Tr. E. Soc. 1890, p. 261, n. sp.
Pterhemia ameriola, Panama, DRUCE, p. 426, pl. xxxv, fig. 3, Biol. Centr. Am. Heter. i, n. sp.
Rivula pusilla, Portorico, MÖSCHLER, Abh. Senck. Ges. xvi, p. 234, n. sp.
 ✓ *Scelescepon*, n. g., for *S. mutatalis*, n. sp., Portorico; MÖSCHLER, p. 230, Abh. Senck. Ges. xvi.
Simplicia (?) *monacha*, Colombia, MAASSEN, in Stübel Reise, p. 153, pl. vii, fig. 16, n. sp.
 ✓ *Sisputa*, n. g., for *S. gracilis*, n. sp., Antilles and S. America, pl., fig. 10; MÖSCHLER, p. 222, Abh. Senck. Ges. xvi.
 ✓ *Sotigena*, n. g., near *Hypena*, p. 437, for *S. notodontoides*, pl. xxxv, fig. 22, *dulcis*, fig. 23, n. spp., Mexico, p. 438; DRUCE, Biol. Centr. Am. Heter. i.
 ✓ *Tomyris*, n. g. (*Hypenidæ*), for *T. nigropuncta*, n. sp., Centr. America, pl. xxxv, fig. 25; DRUCE, p. 440, Biol. Centr. Am. Heter. i.
Zanclognatha invenustua, Rangoon, SWINHÖE, Tr. E. Soc. 1890, pl. viii, fig. 9, n. sp.
Z. oculatalis, Portorico, MÖSCHLER, p. 225, Abh. Senck. Ges. xvi, n. sp.

GEOMETRIDÆ.

[Cf. CALVERT (108), DOGNIN (177), GRAESER (322), GUMPENBERG (336), LUCAS (493, 494), MABILLE (476, 496), MERRIFIELD (528), MEYRICK (535, 537), MÖSCHLER (558), OBERTHUR (575), PAGENSTECHE (594), RÄTZER (641), SNELLEN (822), SWINHÖE (838), WEYMER & MAASSEN (911).]

List of *Geometridæ* of the Campagna, Rome, with many descriptions of varieties; CALBERLA, Deutsche e. Z. Lep. iii, pp. 47-94.

- Abraxas perampla*, Burma, SWINHÖE, Tr. E. Soc. 1890, p. 211, n. sp.
Acidalia amœnaria, Sumatra, SNELLEN, Tijdschr. Ent. xxxiii, p. 222;
A. tortuosaria, *flavomarginata*, *opulentaria*, p. 237, *offendata*, p. 238, Portorico, MÖSCHLER, Abh. Senck. Ges. xvi; *A. quinquelineata*, p. 10, *nigromarginata*, p. 19, *adela*, p. 38, *jerana*, p. 73, Zamora, *concolaria*, Loja, p. 19, DOGNIN, Le Nat. xii : n. spp.
Angerona figlina, Burma, SWINHÖE, Tr. E. Soc. 1890, p. 205, pl. vii, fig. 5, n. sp.
Anisodes rapistriaria, Rangoon, SWINHÖE, Tr. E. Soc. 1890, p. 210, pl. vii, fig. 9, n. sp.
 ✓ *Apallacta*, n. g., placed next *Syllexis*, p. 241, for *A. pyrrhularia*, n. sp., Portorico, p. 242; MÖSCHLER, Abh. Senck. Ges. xvi.

(*Argia*, n. subg. of *Acidalia*; GUMPPENBERG, p. 492, N. Acta Ac. L.-C. Nat. cur. liv.

Aspilates chordota, Melbourne, MEYRICK, p. 1196, P. Linn. Soc. N.S.W. (2) iv; *A. ? niveipennaria*, Bolivia, MAASSEN, in Stübel Reise, p. 162, pl. ix, fig. 16 : n. spp.

Azelina jimenezaria, Loja, DOGNIN, Le Nat. xii, p. 193; *A. griseata*, Colombia, p. 156, pl. viii, fig. 7, *tabitha*, Ecuador, fig. 8, p. 157, MAASSEN, in Stübel Reise : n. spp.

Biston hirtaria, habits noticed; BARRETT, Ent. M. M. (2) i, p. 157.

Boarmia crassestrigata n. var. *discreparata*; GRAESER, B. E. Z. xxxv, p. 82.

B. phantomaria, Amurland, GRAESER, B. E. Z. xxxv, p. 83; *B. basilaria*, W. Africa, *obsilaria*, Africa, p. 47, *monogrammaria*, Zanzibar, p. 48, MABILLE, Ann. Soc. Ent. Fr. (6) x; *B. hilararia*, Portorico, MÖSCHLER, p. 266, Abh. Senck. Ges. xvi; *B. tristaria*, p. 157, pl. viii, fig. 9, *commotaria*, fig. 10, Ecuador, *reissi*, fig. 13, Peru, p. 158, MAASSEN, in Stübel Reise; *B. astrapia*, New Zealand, MEYRICK, Tr. N. Z. Inst. xxii, p. 218 : n. spp.

↓ *Bryodis*, n. g., for *Lobophora viretata*, auct.; GUMPPENBERG, p. 463, N. Acta Ac. L.-C. Nat. cur. liv.

Caberodes snellenaria, Loja, DOGNIN, Le Nat. xii, p. 38, n. sp.

Carsia uniformata, Berg., = (*Symmeuria virgellata*, Mab.); BERG, p. clxx, Bull. Soc. Ent. Fr. 1890.

Celerena palawanica, Palawan, PAGENSTECHEK, Deutsche e. Z. Lep. iii, p. 31, n. sp.

↓ *Cerasympiasta*, n. g., placed before *Erosia*, p. 260, for *C. marsitata*, p. 261, *sanata*, p. 262, n. spp., Portorico; MÖSCHLER, Abh. Senck. Ges. xvi.

Cherodes ? umbrosa, Rangoon, SWINHOE, Tr. E. Soc. 1890, p. 203, n. sp.

√ *Chartographa*, n. g., for *Lygris*, Hb. pt.; GUMPPENBERG, p. 310, N. Acta Ac. L.-C. Nat. cur. liv.

Cheimatobia brumata, note on habits and winged female; CHIRÉTIEN, Le Nat. xii, p. 126 : list of 63 parasites of; Ins. Life, iii, p. 76.

Chrysocestis fimbriaria, Cr., fully described; MÖSCHLER, p. 244, Abh. Senck. Ges. xvi.

Cidaria truncata and *immanata*, synonymy and variation of; SOUTH, P. S. Lond. Ent. Soc. 1888-89, pp. 145-148. *C. immanata*, variation in Iceland; WALKER, Ent. xxiii, p. 66. *C. soldaria*, *turati*, *kollararia*, *lataria*, noticed; RÄTZER, MT. Schw. ent. Ges. viii, p. 226. *C. deltoidata*, larva noticed; MEYRICK, p. 220, Tr. N. Z. Inst. xxii.

C. vallantinaria, Bône, OBERTHUR, p. 31, pl. vii, fig. 49, Études d'Ent. xiii; *C. vimaceata*, *chloronotata*, Portorico, MÖSCHLER, p. 273, Abh. Senck. Ges. xvi; *C. cerasii*, Colombia, pl. ix, fig. 5, *maculataria*, Bolivia, fig. 7, *vireonaria*, fig. 9, p. 166, *famularia*, fig. 12, *passerata*, fig. 14, *nubilaria*, fig. 11, *kirschi*, fig. 10, p. 167, *persectata*, fig. 13, Ecuador, *anguliferata*, Bolivia, fig. 15, p. 168, MAASSEN, in Stübel Reise : n. spp.

Cimicodes nebulata, Peru, MAASSEN, in Stübel Reise, p. 154, pl. viii, fig. 2, n. sp.

Cnemodes perletaria, p. 240, *malefidaria*, p. 241, Portorico, MÖSCHLER, Abh. Senck. Ges. xvi, n. spp.

Collix illævigata, Colombia, MAASSEN, in Stübel Reise, p. 163, pl. viii, fig. 26, n. sp.

Corycia sulphurata, Colombia, MAASSEN, in Stübel Reise, p. 161, pl. viii, fig. 18, n. sp.

Dichromodes anelictis, p. 1172, *odontias*, p. 1173, *compsotis*, p. 1174, *paratacta*, p. 1176, *liospada*, p. 1178, *orthotis*, p. 1180, *pæcilotis*, p. 1181, *ioneura*, *steropias*, p. 1182, *orectis*, p. 1183, *euscia*, p. 1185, *ophiucha*, p. 1186, *ischnota*, p. 1189, Australia, MEYRICK, P. Linn. Soc. N.S.W. (2) iv, n. spp.

Digonis philippii, Chili, CALVERT, Nuev. Lep. p. 10, pl., fig. 1, n. sp.

Drepanodes ephyrata, Gn., = (*absconditata*, Wlk.); MÖSCHLER, p. 253, Abh. Senck. Ges. xvi.

↓ *Europhila*, n. g., for *Scotosia*, Steph.; GUMPPENBERG, p. 457, N. Acta Ac. L.-C. Nat. cur. liv.

Ellopia aurantiata, Colombia, MAASSEN, in Stübel Reise, p. 156, pl. viii, fig. 3, n. sp.

Endropia polythroaria, *convexaria*, Congo, MABILLE, p. 48, Ann. Soc. Ent. Fr. (6) x; *E. imitata*, Peru, MAASSEN, in Stübel Reise, p. 155, pl. viii, fig. 19 : n. spp.

Ennomos autumnaria, effects of temperature on colour and vitality of, MERRIFIELD (528).

↓ *Epicaste*, n. g., for *Eupithecia fenestrata*, Mill.; GUMPPENBERG, N. Acta Ac. L.-C. Nat. cur. liv, p. 480.

Epidesmia oxyderces, Sydney, MEYRICK, p. 1165, P. Linn. Soc. N.S.W. (2) iv, n. sp.

Epinecis ? *medine*, Chili, CALVERT, Nuev. Lep. p. 11, pl., fig. 3, n. sp.

Epione exaridaria, Amurland, GRAESER, B. E. Z. xxxv, p. 82, n. sp.

Epirrhya parisignata, n. n. for *parinotata*, Packd.; GUMPPENBERG, p. 380, N. Acta Ac. L.-C. Nat. cur. liv.

Erosia ineptaria, *excludaria*, p. 262, *obvallataria*, p. 263, Portorico, MÖSCHLER, Abh. Senck. Ges. xvi, n. spp.

Eubolia malcata, varr. figured, pl. vii, figs. 45 & 46, noticed, p. 32; OBERTHUR, Études d'Ent. xiii.

E. datinaria, Kef, OBERTHUR, p. 32, pl. vi, fig. 44, Études d'Ent. xiii, n. sp.

Eulepidotus paradoxata, Gn., and allies, characters discussed; MÖSCHLER, Abh. Senck. Ges. xvi, n. sp.

Eupithecia dodoneata, food-plant; BARRETT, Ent. M. M. (2) i, p. 215.

E. idalia, Loja, DOGNIN, Le Nat. xii, p. 73; *E. affinitata*, pl. viii, fig. 25, *cidariata*, fig. 23, Colombia, *adspersata*, fig. 24, Ecuador, MAASSEN, in Stübel Reise, p. 163, n. spp.

Euschemidæ, cf. *antea*, p. 231.

Fidonia vinosa, Zamora, DOGNIN, Le Nat. xii, p. 19; *F. argentilinearia*,

- pl. viii, fig. 17, *auripunctaria*, Ecuador, MAASSEN, in Stübel Reise, p. 161, n. spp.
- Fulgurodes* (?) *diaphanata*, Colombia, MAASSEN, in Stübel Reise, p. 162, pl. viii, fig. 28, n. sp.
- Geometra attendaria*, Portorico, MÖSCHLER, Abh. Senck. Ges. xvi, p. 243, n. sp.
- Gynopteryx rubedinaria*, W. Africa, MABILLE, p. 46, Ann. Soc. Ent. Fr. (6) x, n. sp.
- Hemioplisis amœnaria*, Palawan, PAGENSTECHEER, Deutsche e. Z. Lep. iii, p. 28, n. sp.
- Hyperetis pullaria*, Loja, DOGNIN, Le Nat. xii, p. 58, n. sp.
- Hyperythra lala*, Rangoon, SWINHOE, Tr. E. Soc. 1890, p. 205, n. sp.
- Hypochroma viridicata*, p. 1094, *maculata*, p. 1095, *turneri*, p. 1096, Queensland; LUCAS, P. Linn. Soc. N.S.W. (2) iv, n. spp.
- Hypographa hiracopis*, p. 1211, *atmoscia*, p. 1213, Australia, MEYRICK, P. Linn. Soc. N.S.W. (2) iv, n. spp.
- Icerodes sparsa*, n. n. for *I. conspersa*, Butl. (Ill. Lep. Het. vii); BUTLER, Ent. xxiii, p. 316.
- Idiodes aspilataria*, Palawan, PAGENSTECHEER, Deutsche e. Z. Lep. iii, p. 25, n. sp.
- Iodis illidgei*, Brisbane, p. 603, *speciosa*, Queensland, p. 1094, LUCAS, P. Linn. Soc. N.S.W. (2) iv, n. spp.
- ✓ *Leptostales*, n. g., near *Acidalia*, p. 238, for *L. oblinataria*, *devolutaria*, *præpeditaria*, *matuataria*, p. 239, *tumidaria*, *insutaria*, p. 240, n. spp., Portorico, MÖSCHLER, Abh. Senck. Ges. xvi.
- ✓ *Leucochesias*, n. g., for *L. mesargyrate*, n. sp., Patagonia, pl. xi, fig. 4; MABILLE, p. 158, N. Arch. Mus. (3) i.
- Lignyopectera monticolata*, Colombia, MAASSEN, in Stübel Reise, p. 163, pl. viii, fig. 27, n. sp.
- ✓ *Limonophila*, n. g., for *Ortholitha*, Hb., GUMPENBERG, p. 435, N. Acta Ac. L.-C. Nat. cur. liv.
- Lobophora polycommata*, habit of larva; WEBB, Ent. M. M. (2) i, p. 49.
- Lycauges annularia*, Rangoon, SWINHOE, Tr. E. Soc. 1890, p. 214, pl. vii, fig. 18, n. sp.
- Lygris hyroglyphicata*, Colombia, MAASSEN, in Stübel Reise, p. 165, pl. ix, fig. 8, n. sp.
- Lyrcaea alectoraria*, *hemipteraria*, larvæ described; MEYRICK, p. 220, Tr. N. Z. Inst. xxii.
- Macaria radiata*, Ecuador, MAASSEN, in Stübel Reise, p. 161, pl. viii, fig. 20, n. sp.
- Melinodes bobaria*, Loja, DOGNIN, Le Nat. xii, p. 58, n. sp.
- Mesotype albilinaria*, Ecuador, MAASSEN, in Stübel Reise, p. 168, pl. viii, fig. 22, n. sp.
- Metrocampa* (?) *sulphuraria*, Colombia, MAASSEN, in Stübel Reise, p. 156, pl. viii, fig. 5, n. sp.

Microgoma dositheata, Gn., = (*Sabulodes arenulata*, Snell.); MÖSCHLER, p. 251, Abh. Senck. Ges. xvi.

Micronia sparsaria, Wlk., figured, pl. vii, fig. 3, noticed, p. 215; SWINHOE, Tr. E. Soc. 1890.

Microniodes, n. g. (placed after *Phorodesma*) for *M. amanda*, n. sp., Ecuador, pl. viii, fig. 21, MAASSEN, in Stübel Reise, p. 160.

Monocteniadæ, n. n. for *Ænochromidæ*, the characters and phylogeny discussed, the Australian species described; MEYRICK, P. Linn. Soc. N.S.W. (2) iv, pp. 1136-1216.

Möschleria, n. g., placed next *Urapteryx*, p. 252, for *M. hulstii*, n. sp., Portorico, p. 253, MÖSCHLER, Abh. Senck. Ges. xvi.

Nearcha, n. g. (*Monocteniadæ*), p. 1152, for some species of *Panagra* and *Tephрина*, and the following n. spp. from Australia, *Staurotis*, p. 1153, *paraptila*, p. 1156, *atyla*, p. 1157; MEYRICK, P. Linn. Soc. N.S.W. (2) iv.

Nedusia excavata, Portorico and Surinam, MÖSCHLER, Abh. Senck. Ges. xvi, p. 244, n. sp.

Nephodia (?) *monacharia*, Ecuador, MAASSEN, in Stübel Reise, p. 162, pl. v, fig. 16, n. sp.

Nolera, n. g. (♀ *Macarides*) for *Endropia packardi*, Dew., and *zeneraria*, Mab., = (*nachtigalli*, Dew.); MABILIE, p. 50, Ann. Soc. Ent. Fr. (6) x.

Ænone, n. g. (*Monocteniadæ*), p. 1194, for *Æ. solaris*, *lunaris*, n. spp., Tasmania, p. 1195; MEYRICK, P. Linn. Soc. N.S.W. (2) iv.

Oporabia ? *arenosa*, Chili, CALVERT, Nuev. Lep. p. 9, n. sp.

Oxydia duciata, Ecuador, p. 154, pl. vii, fig. 22, *geminata*, Peru, p. 155, fig. 21, MAASSEN, in Stübel Reise, n. spp.

Panagra: for synonymy, and reference of many of Walker's species to other genera, see *Monocteniadæ* Monograph of Australian, by MEYRICK.

Panagra idea, Burma, SWINHOE, Tr. E. Soc. 1890, p. 211, pl. vii, fig. 2, n. sp.

Pero rectisectaria, variation described; MÖSCHLER, Abh. Senck. Ges. xvi, p. 249.

Phibalapteryx partitaria, Ecuador, MAASSEN, in Stübel Reise, p. 165, pl. ix, fig. 4, n. sp.

Phorodesma latimarginaria, Peru, MAASSEN, in Stübel Reise, p. 160, pl. viii, fig. 12, n. sp.

Pleuroprucha, n. g., placed next *Acidalia*, for *P. molitaria*, n. sp., Portorico; MÖSCHLER, p. 238, Abh. Senck. Ges. xvi.

Polla rufolinearia, Palawan, PAGENSFECHEER, Deutsche e. Z. Lep. iii, p. 28, n. sp.

Problepsis clemens, Brisbane, LUCAS, p. 1093, P. Linn. Soc. N.S.W. (2) iv, n. sp.

Psodos bentelii, Switzerland, RÄTZER, MT. Schw.-ent. Ges. viii, p. 224; *P. gemina*, pl. viii, fig. 14, *splendens*, fig. 15, *delicatula*, fig. 16, Ecuador, MAASSEN, in Stübel Reise, p. 169; n. spp.

Racheospila confundaria, p. 242, *anomalaria*, p. 243, Portorico, MÖSCHLER, Abh. Senck. Ges. xvi, n. spp.

Rheumatoptera sagittifera, Europe, GUMPPENBERG, p. 292, N. Acta Ac. L.-C. Nat. cur. liv, n. sp. ♀.

Rumia inquietaria, Ecuador, MAASSEN, in Stübel Reise, p. 155, pl. vii, fig. 23, n. sp.

Sabulodes rusticata, Ecuador, pl. viii, fig. 1, *combustaria*, Colombia, fig. 4, p. 153, *confusata*, Peru, fig. 6, p. 154, MAASSEN, in Stübel Reise, n. spp.

Salpis albipunctaria, p. 155, pl. xi, fig. 6, *scodionota*, fig. 5, p. 156, MABILLE, N. Arch. Mus. (3) i, n. spp.

♂ *Satraparchis*, n. g. (*Monocteniadæ*), for *Panagra bijugata*, Wlk.; MEYRICK, p. 1158, P. Linn. Soc. N.S.W. (2) iv.

Scordylia brunonaria, Ecuador, pl. viii, fig. 29, *preciosa*, Peru, pl. ix, fig. 2, *subangulata*, Bolivia, fig. 1, MAASSEN, in Stübel Reise, p. 164, n. spp.

Scotopteryx ? *graphicus*, Chili, CALVERT, Nuev. Lep. p. 12, n. sp.

Scotosia flavolimbaria, Colombia, MAASSEN, in Stübel Reise, p. 165, pl. ix, fig. 6, n. sp.

Selenia illustraria, effects of temperature on colour and vitality of; MERRIFIELD (528).

Semiocosma platyptera, larva noticed; MEYRICK, p. 220, Tr. N. Z. Inst. xxii.

Semiolitha bisignata, Portorico, MÖSCHLER, Abh. Senck. Ges. xvi, n. sp.

Siona triangularia, Chili, CALVERT, Nuev. Lep. p. 8, n. sp.

Spargania præcurraria, Portorico, MÖSCHLER, p. 269, Abh. Senck. Ges. xvi, n. sp.

Syllexis intamiataria, Portorico, MÖSCHLER, p. 241, Abh. Senck. Ges. xvi, n. sp.

Syngria reticularia, *ramosaria*, Portorico, MÖSCHLER, Abh. Senck. Ges. xvi, p. 256, n. spp.

♂ *Taxeotis*, n. g. (*Monocteniadæ*), p. 1140, for some species of *Panagra* and the following n. spp. from Australia: *endela*, *stereospila*, p. 1142, *oraula*, p. 1143, *isomeris*, p. 1144, *anthracopa*, p. 1145, *delogramma*, p. 1146, *epigyrsa*, p. 1149, *isophanes*, p. 1150, *philodora*, p. 1151; MEYRICK, P. Linn. Soc. N.S.W. (2) iv.

Tephрина inæquivirgaria, W. Africa, MABILLE, p. 49, Ann. Soc. Ent. Fr. (6) x, n. sp.

Terenodes aureocapitaria, Portorico, MÖSCHLER, p. 274, Abh. Senck. Ges. xvi, n. sp.

Tetracis ianthinus, Chili, CALVERT, Nuev. Lep. p. 7, n. sp.

Thalassodes virescentaria, Bolivia, MAASSEN, in Stübel Reise, p. 160, pl. viii, fig. 11, n. sp.

♂ *Thyrinteina*, n. g., for — *quadricostaria*, H. S.; MÖSCHLER, p. 268, Abh. Senck. Ges. xvi.

Thysanopyga apicitruncaria, H. S., = (*Cimicodes illectata*, Mösch.); MÖSCHLER, p. 260, Abh. Senck. Ges. xvi.

Timandra burmana, Rangoon, SWINHÖE, Tr. E. Soc. 1890, p. 214, n. sp.

Triphosa directaria, Patagonia, MABILLE, N. Arch. Mus. (3) i, n. sp.

Trochiodes melaleucata, Ecuador, MAASSEN, in Stübel Reise, p. 169, pl. ix, fig. 3, n. sp.

√ *Xenomusa*, n. g. (*Monocteniade*), for *X. monoda*, n. sp., Melbourne ; MEYRICK, p. 1198, P. Linn. Soc. N.S.W. (2) iv.

Zerene tricoloraria, Zanzibar, MABILLE, p. 50, Ann. Soc. Ent. Fr. (6) x, n. sp.

Zonosoma punctaria, varr. described and figured ; REUTER, Ent. Tidskr. xi, p. 202.

Z. delectabiliaria, Portorico, MÖSCHLER, p. 236, Abh. Senck. Ges. xvi, n. sp.

PYRALIDÆ, PHYCITIDÆ, SICULODIDÆ, EPIPASCHIDÆ, CRAMBIDÆ.

[*Cf.* DISQUÉ (169), EPPELSHEIM (230), FORBES (271), HULST (389), LUCAS (494), MABILLE (496), MEYRICK (533, 536), MÖSCHLER (558), OLLIFF (584), RAGONOT (634, 635, 636, 637, 638), SMITH (810), SNELLEN (818), SOUTH (825), SWINHOE (838), TEICH (845), WARREN (879), WEYMER & MAASSEN (911).]

Classification of the Tribe *Pyralidina*, admitting 2 families, viz., *Pyralidæ* and *Crambidæ*, the former with 12, the latter with 13, subfamilies ; this work includes much synonymy, which it would be superfluous to reproduce in detail below ; RAGONOT, Ann. Soc. Ent. Fr. (6) x, pp. 435, &c.

The *Pyralidina* of the European fauna classified, the genera—82 in number—fully described, and the species referred to them catalogued. Eight families adopted, viz., *Pyraustidæ*, *Musotimidæ*, *Pyralididæ*, *Phycitidæ*, *Galleriædæ*, *Crambidæ*, *Pterophoridæ*, and *Orneodidæ* ; *Epipaschidæ* being merged in *Pyralididæ* ; MEYRICK, Tr. E. Soc. 1890.

√ *Acallis*, n. g. (*Endotrichiinae*), for *A. fernaldi*, n. sp., California ; RAGONOT, p. 540, Ann. Soc. Ent. Fr. (6) x.

Acentropus niveus, habits and larva noticed ; DISQUÉ, S. E. Z. li, pp. 57–59.

Acharana otreusalis, Wlk., = (*Botys*? *tridentalis*, Sn.) ; SNELLEN, Tr. E. Soc. 1890, p. 594.

Acrobasis sodalella, larva noticed ; EPPELSHEIM, S. E. Z. li, p. 54.

A. nigrosignella, p. 123, *comptoniella*, *betulella*, p. 125, *hebescella*, *gulosella*, p. 126, N. America, HULST, Tr. Am. Ent. Soc. xvii, n. spp.

√ *Acrodegmia*, n. g., *Chrysauginæ*, p. 472, for *A. pselaphialis*, n. sp., Surinam, p. 473 ; RAGONOT, Ann. Soc. Ent. Fr. (6) x.

√ *Acropentias*, n. g., for *Sparagmia obtusalis*, Christ. ; MEYRICK, Tr. E. Soc. 1890, p. 470.

√ *Acropteryx*, n. g. (*Chrysauginæ*), p. 469, for *A. herbacealis*, n. sp., Chiriqui, p. 470 ; RAGONOT, Ann. Soc. Ent. Fr. (6) x.

Acrospila concordalis, *gastralis*, distinctive characters ; MÖSCHLER, p. 294, Abh. Senck. Ges. xvi.

A. ? phellinoidalis, Colombia, MAASSEN, in Stübel Reise, p. 170, pl. ix, fig. 26, n. sp.

√ *Acutia*, n. g. (*Endotrichiinae*), p. 539, for *A. falciferalis*, n. sp., Petropolis, p. 540 ; RAGONOT, Ann. Soc. Ent. Fr. (6) x.

✓ *Adenopteryx*, n. g. (*Chrysauginae*), p. 507, for *A. conchyliatalis*, n. sp., Algeria, p. 508; RAGONOT, Ann. Soc. Ent. Fr. (6) x.

Agathodes (?) *dubitalis*, Ecuador, MAASSEN, in Stübel Reise, p. 170, pl. ix, fig. 21, n. sp.

Agrotera nemoralis, larva noticed; HEYLAERTS, Tijdschr. Ent. xxxiii, p. xxiv.

✓ *Alpheias*, n. g. (*Endotrichiinae*), p. 543, for *A. baccalis*, *gitonalis*, n. spp., Sonora, p. 544; RAGONOT, Ann. Soc. Ent. Fr. (6) x.

Alpherakia, n. g. (*Endotrichiinae*), for *Paraponyx obnubilalis*, Chv.; RAGONOT, p. xcii, Bull. Soc. Ent. Fr. 1890.

✓ *Amestria*, n. g. (*Endotrichiinae*), p. 545, for *A. oculiferalis*, n. sp., Texas, p. 546; RAGONOT, Ann. Soc. Ent. Fr. (6) x.

✓ *Anisothrix*, n. g. (*Chrysauginae*), p. 478, for *A. adustalis*, n. sp., Chanchamayo, p. 478; RAGONOT, Ann. Soc. Ent. Fr. (6) x.

✓ *Anthophilopsis*, n. g. (*Pyraustinae*), for *moeschleri*, Chr., and *baphialis*, Led.; RAGONOT, Ann. Soc. Ent. Fr. (6) x, p. 449.

✓ *Aplomastix*, n. g.; type, *Asopia moninalis*, Wlk.; WARREN, p. 478, Ann. N. H. (6) vi.

✓ *Area*, n. g. (*Chrysauginae*), p. 483, for *A. diaphanalis*, n. sp., Goya, p. 484; RAGONOT, Ann. Soc. Ent. Fr. (6) x.

Arta epicænalis, p. 536, N. America, *bichordalis*, Pernambuco, *encaustalis*, Petropolis, p. 537, RAGONOT, Ann. Soc. Ent. Fr. (6) x, n. spp.

Asciodes titubalis, Portorico, MÖSCHLER, p. 303, pl., fig. 6, Abh. Senck. Ges. xvi, n. sp.

Asopia glaucinalis, larva noticed; DISQUÉ, S. E. Z. li, p. 85.

A. subresectalis, Sikkim, SNELLEN, Tr. E. Soc. 1890, n. sp.

✓ *Atascosa*, n. g., near *Poujadia*, for *A. bicolorella*, *foscella*, n. spp., Texas; HULST, p. 210, Tr. Am. Ent. Soc. xvii.

Aucomitia mirificalis, Led., this genus and species sunk as being a var. of *Filodes fulvodorsalis*; SNELLEN, Tr. E. Soc. 1890, p. 602.

Balanotis arctandalis, Brisbane, LUCAS, p. 1098 (is probably a var. of *didymalis*, Wlk., p. 1099), P. Linn. Soc. N.S.W. (2) iv, n. sp.

Botys silhetalis, Gn., var. = (*Porphyritis siklisma*, Moore), SNELLEN, Tr. E. Soc. 1890, p. 572; *iopasalis*, Wlk., = (*Botyodes leopardalis*, Moore), ELWES, p. 586, t. c. *B. arbiter*, Butl., referred to *Pagyda*; SNELLEN, t. c. p. 615. *B. tristrialis*, Br., referred to *Hedylepta*; SNELLEN, t. c. p. 619.

B. fissalis, larva described; BEUTENMÜLLER, Canad. Ent. xxii, p. 16. *B. crocealis*, food-plant; BREIGNET, Bull. Soc. Ent. Fr. 1890, p. lxxiv.

B. trigonalis, W. Africa, MABILLE, p. 51, Ann. Soc. Ent. Fr. (6) x; *B. præpandalis*, p. 573, *plumbociliaris*, p. 576, *rubellalis*, *coactalis*, p. 577, *arsonialis*, p. 578, *subargentalis*, p. 579, *octonalis*, p. 581, *cænostolalis*, p. 582, *restrictalis*, p. 584, *angustalis*, p. 585, *demeter*, p. 586, *ouustalis*, p. 587, *credulalis*, *attemptalis*, p. 590, Sikkim, SNELLEN, Tr. E. Soc. 1890; *B. nelumbialis*, N. America, SMITH, Ent. Am. vi, p. 88, woodcuts; *B. citrinalis*, *oculatalis*, p. 282, *pertentalis*, pl., fig. 7, *albifrontalis*, p. 284, *principaloides*, *placentalis*, *viscendalis*, p. 285, *intricatalis*, p. 286, *evincalis*, *concinialis*, p. 287, *fortificalis*, *secernalis*, p. 288, *flammeolalis*, p. 289,

Portorico, MÖSCHLER, Abh. Senck. Ges. xvi ; *B. rhodophyllalis*, pl. ix, fig. 20, *impeditalis*, fig. 22. *perlalis*, fig. 23, p. 169, Ecuador, *helvolalis*, Bolivia, fig. 26, p. 170, MAASSEN, in Stübel Reise : n. spp.

Bradina ? *pionealis*, Sikkim, SNELLEN, Tr. E. Soc. 1890, p. 624, n. sp.

Calamochrous brevipalpis, Sikkim, SNELLEN, Tr. E. Soc. 1890, p. 599, n. sp.

↓ *Callasopia*, n. g., near *Asopia*, for *C. rosealis*, n. sp., Portorico, MÖSCHLER, Abh. Senck. Ges. xvi, p. 275.

↓ *Callinaias*, n. g. (*Hydrocampides*), p. 286, for *C. gracilentalis*, n. sp., Rangoon, p. 287, pl. viii, fig. 6, SWINHÖE, Tr. E. Soc. 1890.

↓ *Canarsia*, n. g., type *Nephopteryx ulmiarrosorella*, Clem. ; HULST, p. 179, Tr. Am. Ent. Soc. xvii.

Cataclysta vestigiális, Snell., referred to *Paraponyx* ; MÖSCHLER, p. 318, Abh. Senck. Ges. xvi.

C. sumptuosalis, miralis, Portorico, MÖSCHLER, p. 319, Abh. Senck. Ges. xvi, n. spp.

↓ *Catacteniza*, n. g., near *Conchylodes*, p. 313, for *C. euvexalis*, n. sp., Portorico, p. 314, pl., fig. 13 ; MÖSCHLER, Abh. Senck. Ges. xvi.

↓ *Cataonia*, n. g. (*Pyraustinae*), for *C. monocerialis*, n. sp., Asia Minor ; RAGONOT, p. 450, Ann. Soc. Ent. Fr. (6) x.

Cayuga bisriatella, California ; HULST, Tr. Am. Ent. Soc. xvii, p. 209, n. sp.

↓ *Centropseustis*, n. g., near *Hypotia*, p. 1105, for *C. astrapora*, n. sp., Sydney, p. 1106 ; MEYRICK, P. Linn. Soc. N.S.W. (2) iv.

Ceratoclasia metatalis, Portorico, MÖSCHLER, p. 307, Abh. Senck. Ges. xvi, n. sp.

Chabula, Moore, = (*Heterocnephes*, Led.) ; SNELLEN, Tr. E. Soc. 1890, p. 616.

Chalcoëla discedalis, Portorico, MÖSCHLER, p. 320, Abh. Senck. Ges. xvi, n. sp.

↓ *Chalinitis*, n. g. (*Endotrichiinae*), p. 528, for *C. olealis*, n. sp., N. America, p. 529 ; RAGONOT, Ann. Soc. Ent. Fr. (6) x.

Chilo ? *ambiguellus*, Sikkim, SNELLEN, Tr. E. Soc. 1890, p. 642, pl. xx, fig. 4, n. sp.

Circobotys ? *phycidalis*, Sikkim, SNELLEN, Tr. E. Soc. 1890, p. 599, n. sp.

Cliniodes semilunalis, Portorico, MÖSCHLER, p. 297, Abh. Senck. Ges. xvi, n. sp.

Cnaphalocrocis perpersalis, Portorico, MÖSCHLER, Abh. Senck. Ges. xvi, p. 293, n. sp.

↓ *Celoma*, n. g. (*Pyralididae*), p. 276, for *C. tortricalis*, n. sp., Portorico, p. 277, MÖSCHLER, Abh. Senck. Ges. xvi.

Conchylodes paucipunctalis, p. 633, pl. xix, fig. 2, *C. ? marginalis*, p. 635, Sikkim, SNELLEN, Tr. E. Soc. 1890, n. spp.

Conogethes haemactalis, Sikkim, SNELLEN, Tr. E. Soc. 1890, p. 592, n. sp.

Cordylopezu aenochroalis, Merida, RAGONOT, p. 509, Ann. Soc. Ent. Fr. (6) x, n. sp.

√ *Crambostenia*, n. g., p. 292, near *Cirrhocrista*, for *C. angustifimbrialis*, n. sp., p. 293, and *C. acciusalis*, Wlk.; WARREN, Tr. E. Soc. 1890.

Crambus latellus, p. 644, *dividellus*, p. 645, Sikkim, SNELLEN, Tr. E. Soc. 1890; *C. delomatellus*, p. 322, *discludellus*, *gestatellus*, p. 323, Portorico, MÖSCHLER, Abh. Senck. Ges. xvi; *C. psychellus*, Ecuador, pl. ix, fig. 24, *angustatellus*, Bolivia, fig. 28, MAASSEN, in Stübel Reise, p. 171: n. spp.

√ *Critonia*, n. g. (*Anerastini*), near *Lodiana*, for *C. subconcinella*, n. sp., Burma; RAGONOT, Bull. Soc. Ent. Fr. 1890, p. cexiv.

Crocidophora? *flavinctalis*, p. 595, *flaviciliialis*, p. 596, pl. xx, fig. 5, *lutusalis*, p. 597, *amœnalis*, p. 598, Sikkim, SNELLEN, Tr. E. Soc. 1890, n. spp.

√ *Crossophora*, n. g., placed after *Ceratoclasia*, for *C. miscellalis*, n. sp., Portorico; MÖSCHLER, Abh. Senck. Ges. xvi, p. 308.

√ *Cyclocena*, n. g., near *Microthyris*, for *C. gestatalis*, n. sp., Portorico, pl. fig. 20; MÖSCHLER, p. 309, Abh. Senck. Ges. xvi.

Cydatima elwesialis, N. India, SNELLEN, Tr. E. Soc. 1890, p. 607, pl. xix, fig. 1, n. sp.

√ *Dannemora*, n. g., near *Peoria*, for *D. edentella*, n. sp., Florida; HULST, p. 212, Tr. Am. Ent. Soc. xvii.

√ *Dasynemina*, n. g. (*Chrysauginæ*), p. 489, for *D. depressalis*, n. sp., Peru, p. 490; RAGONOT, Ann. Soc. Ent. Fr. (6) x.

Desmia viduatalis, Portorico, MÖSCHLER, p. 311, Abh. Senck. Ges. xvi, n. sp.

Deuterollyta infectalis, p. 279, *ragonoti*, p. 280, Portorico, MÖSCHLER, Abh. Senck. Ges. xvi, n. spp.

√ *Diaphantania*, n. g., placed near *Spilomela*, for *D. conspicualis*, n. sp., Portorico; MÖSCHLER, p. 314, Abh. Senck. Ges. xvi.

Diasemia inabsconsalis, Portorico, MÖSCHLER, p. 305, Abh. Senck. Ges. xvi, n. sp.

Dichogama krugii, pl., fig. 2, *amabilis*, p. 296, *fernaldi*, *bergii*, p. 297, Portorico, MÖSCHLER, Abh. Senck. Ges. xvi, n. spp.

Diplotyla exuvialis, Sikkim, SNELLEN, Tr. E. Soc. 1890, p. 627, n. sp.

√ *Donucaula*, n. g., near *Schœnobius*, for *mucronella*, Schiff.; MEYRICK, Tr. E. Soc. 1890, p. 466.

Ebulea dichroma, Moore, referred to *Calamochrous*; SNELLEN, Tr. E. Soc. 1890, p. 599.

Eclipsiodes (sub *Botys*) *pangialis*, Feld., = (*Pyralis cuprealis*, Moore); SNELLEN, Tr. E. Soc. 1890, p. 571.

E. marmaropa, New South Wales, MEYRICK, P. Linn. Soc. N.S.W. (2) iv, p. 1111, n. sp.

Elasmopalpus melanellus, p. 157, *floridellus*, p. 158, Florida, HULST, Tr. Am. Ent. Soc. xvii, n. spp.

Endotricha flammealis = (*Dothta similata*, Moore); ELWES, Tr. E. Soc. 1890, p. 569.

E. serratalis, Sikkim, SNELLEN, Tr. E. Soc. 1890, p. 570; *E. vino-*

lentalis, Senegal, p. 525, *fuscobasalis*, E. India, p. 526, RAGONOT, Ann. Soc. Ent. Fr. (6) x : n. spp.

† *Endotrichodes*, n. g. (*Endotrichiinae*), p. 521, for *E. perustalis*, n. sp., Shanghai, p. 522 ; RAGONOT, Ann. Soc. Ent. Fr. (6) x.

Ephestia interpunctella and *kulniella* noticed as one species ; PATTON, Ins. Life, iii, p. 158 ; cf. RILEY, *t. c.* p. 134. *E. kulniella* in N. America ; FLETCHER, Canad. Ent. xxii, pp. 41-44 : in Canada ; BELL, Am. Nat. xxiv, pp. 200-204.

E. nigrella, Texas, HULST, Tr. Am. Ent. Soc. xvii, p. 200, n. sp.

Epicrocis terebrans, N.S. Wales, OLLIFF, Rec. Austr. Mus. i, p. 32, pl. ii, n. sp.

√ *Episemnia*, n. g. (*Chrysauginae*), p. 481, for *E. subauritalis*, n. sp., Brazil ?, p. 482, and *Sennia josialis*, Feld. & Rog. ; RAGONOT, Ann. Soc. Ent. Fr. (6) x.

√ *Epitamyra*, n. g., for *Tamyra albomaculalis* and *minusculalis*, Mösch. ; RAGONOT, p. 503, Ann. Soc. Ent. Fr. (6) x.

√ *Erioptycha*, n. g. (*Chrysauginae*), p. 496, for *E. umbrivittalis*, n. sp., Santarem, p. 497 ; RAGONOT, Ann. Soc. Ent. Fr. (6) x.

Eschata percandida, Rangoon, SWINHÖE, Tr. E. Soc. 1890, p. 293, n. sp.

Etiella rubribasella, Florida, HULST, Tr. Am. Ent. Soc. xvii, p. 170, n. sp.

Euclasta torquillalis, Portorico, MÖSCHLER, p. 302, Abh. Senck. Ges. xvi, n. sp.

Eudorea dubitalis, habits of larva ; MACHIN, Ent. M. M. (2) i, p. 22.

√ *Euxeppe*, n. g. (*Endotrichiinae*), p. 538, for *E. bistrialis*, n. sp., Pernambuco, p. 539 ; RAGONOT, Ann. Soc. Ent. Fr. (6) x.

√ *Eurycraspeda*, n. g. (*Steniides*), p. 284, for *E. burmanalis*, Burma, n. sp., p. 285, pl. vii, fig. 19, SWINHÖE, Tr. E. Soc. 1890.

Eurycreon collucidalis, Portorico ; MÖSCHLER, p. 290, Abh. Senck. Ges. xvi, n. sp.

Euryptia atridorsalis, Espirito Santo, RAGONOT, Ann. Soc. Ent. Fr. (6) x, p. 481, n. sp.

Euzophera semifuneralis = (*impletella*, Zell., = *Stenoptycha pallulella*, Hulst), p. 298, life-history, p. 295 ; FORBES, Psyche, v.

E. ostricolorella, p. 175, *francoielliella*, p. 177, N. America, HULST, Tr. Am. Ent. Soc. xvii, n. spp.

Filodes octomaculalis, Moore, = (*Rhagoba bimaculata*, Moore), referred to *Botys* ; SNELLEN, Tr. E. Soc. 1890, p. 589.

F. sexpunctalis, p. 603, pl. xx, fig. 6, *F. ? striolalis*, p. 604, Sikkim ; SNELLEN, Tr. E. Soc. 1890, n. spp.

Galleria cereana, habits ; BARRETT, Ent. M. M. (2) i, p. 19, and BALDING, *t. c.* p. 157.

√ *Girtecta*, n. g. (*Hydrocampides*), p. 285, for *G. argentuosalis*, n. sp., Burma, p. 286 ; SWINHÖE, Tr. E. Soc. 1890.

Glyphodes microta, Brisbane, MEYRICK, P. Linn. Soc. N.S.W. (2) iv, p. 1108, n. sp.

√ *Glyptocera*, n. g. (*Phycites* ; type, *Eph. consobrinella*, Z.) ; RAGONOT, p. 7, Bull. Soc. Ent. Fr. (6) x.

Gonocausta ? *vestigialis*, Sikkim, SNELLEN, Tr. E. Soc. 1890, p. 628, n. sp.

Hapalia? *albicostalis*, pl. viii, fig. 14, *H. cascalis*, pl. viii, fig. 18, p. 271, *perbonalis*, fig. 17, p. 272, Burma, SWINHÖE, Tr. E. Soc. 1890, n. spp.

√*Haritalodes*, n. g.; type, *Botys multilinealis*, Wlk.; WARREN, p. 476, Ann. N. H. (6) vi.

√*Heliades*, n. g. (*Endotrichiinae*), for *Pempelia mulleolella*, Hulst; RAGONOT, p. 534, Ann. Soc. Ent. Fr. (6) x.

√*Hemiscopsis*, n. g.; type, *Scopula suffusalis*, Wlk.; WARREN, p. 475, Ann. N. H. (6) vi.

Heosphora virginella, p. 1115, *chlorogramma*, p. 1116, Queensland, MEYRICK, P. Linn. Soc. N.S.W. (2) iv, n. spp.

Heterocnephes reniferalis, Sikkim, SNELLEN, Tr. E. Soc. 1890, p. 616, n. sp.

Heterographis tenuigranella, *costistrigella*, Biskra, RAGONOT, p. cxi, Bull. Soc. Ent. Fr. 1890; *H. umbrilimbella*, E. India, RAGONOT, p. cxxiii, t. c. : n. spp.

Hileithia ductalis, Portorico, MÖSCHLER, Abh. Senck. Ges. xvi, p. 292, n. sp.

Homæosoma cretacella, larva noticed; EPPELSHEIM, S. E. Z. li, p. 54.

Homophysa dolatatis, Portorico, MÖSCHLER, p. 321, Abh. Senck. Ges. xvi, n. sp.

√*Homosassa*, n. g.; type, *Ephestia ella*, Hulst; HULST, p. 214, Tr. Am. Ent. Soc. xvii.

Hoterodes cinerealis, Moore, genus queried, SNELLEN; sexes noticed, ELWES, p. 606, Tr. E. Soc. 1890.

Hydrocampa colonialis, Brem., referred to *Musiotima*; MEYRICK, Tr. E. Soc. 1890, p. 469. *H. pulchralis*, Moore, referred to *Botys* as a subgenus; SNELLEN, t. c. p. 583. *H. sacadusalis*, Wlk., redescribed as *Hydreuretis sacadalis*; MEYRICK, p. 1110, P. Linn. Soc. N.S.W. (2) iv.

H. simplalis, Sikkim, SNELLEN, Tr. E. Soc. 1890, p. 638; *H. palliolatilis*, Rangoon, SWINHÖE, t. c. p. 287; *H. nitidalis*, Ecuador, MAASSEN, in Stübel Reise, p. 171, pl. ix, fig. 25 : n. spp.

√*Hypocosmia*, n. g. (*Chrysauginæ*), p. 504, for *H. definitalis*, n. sp., Ceylon, p. 505; RAGONOT, Ann. Soc. Ent. Fr. (6) x.

√*Hypographia*, n. g. (*Phycitidæ*), for *H. uncinatella*, n. sp., Lambessa; RAGONOT, p. xc, Bull. Soc. Ent. Fr. 1890.

√*Hypogryphia*, n. n. for *Hypographia*, Rag.; RAGONOT, p. cxix, Bull. Soc. Ent. Fr. 1890.

√*Imerina*, n. g. (*Endotrichiinae*), for *I. mabillalis*, n. sp.?, Madagascar; RAGONOT, p. 530, Ann. Soc. Ent. Fr. (6) x.

√*Latilia*, n. g. (*Phycites*); type, *Dakrura coccidivora*, Comst.; RAGONOT, p. viii, Bull. Soc. Ent. Fr. (6) x.

√*Laodamia*, n. g., near *Salebria*; type, *Pemp. fæcella*, Z.; RAGONOT, p. vii, Bull. Soc. Ent. Fr. (6) x.

√*Lepidogma*, n. g., near *Hypotia*, for *tamaricialis*, Mn.; MEYRICK, Tr. E. Soc. 1890, p. 472.

- ✓ *Leucocraspēda*, n. g.; type, *Botys illectalis*, Wlk.; WARREN, p. 475, Ann. N. H. (6) vi.
- Lineodes triangulalis, metagrammalis*, Portorico, MÖSCHLER, p. 305, Abh. Senck. Ges. xvi, n. spp.
- Lipocosma hebescalis*, Portorico, MÖSCHLER, p. 316, Abh. Senck. Ges. xvi, n. sp.
- ✓ *Lophopleura*, n. g. (*Chrysaugine*), for *L. xanthotentialis*, n. sp., Amazons; RAGONOT, p. 506, Ann. Soc. Ent. Fr. (6) x.
- ✓ *Loxoscia*, n. g.; type, *Botys scinialis*, Wlk.; WARREN, p. 476, Ann. N. H. (6) vi.
- ✓ *Macrotheca*, n. g. (*Endotrichiinae*), p. 544, for *M. interalbicalis*, n. sp., Sonora, p. 545; RAGONOT, Ann. Soc. Ent. Fr. (6) x.
- ✓ *Manhatta*, n. n. to replace *Hornigia*, Rag.; HULST, p. 196, Tr. Am. Ent. Soc. xvii.
- Margaronia nigropunctalis*, Br., *quinquepunctalis*, Boisd., *neomera*, Butl., note on characters of; SNELLEN, Tr. E. Soc. 1890, p. 610.
- M. fallacialis*, Sikkim, SNELLEN, Tr. E. Soc. 1890, p. 609, n. sp.
- ✓ *Maricota*, n. g.; type, *Ragonotia lativella*, Rag.; HULST, p. 205, Tr. Am. Ent. Soc. xvii.
- Megasis atrella*, Colorado, HULST, p. 166, Tr. Am. Ent. Soc. xvii, n. sp.
- Meroptera canescentella*, Texas, HULST, p. 149, Tr. Am. Ent. Soc. xvii, n. sp.
- ✓ *Microstega*, n. g., near *Pyrausta*, for *pandalis*, Hb.; MEYRICK, Tr. E. Soc. 1890, p. 450.
- Microthyris prolongalis*, Gn., = (*sectalis*, Gn.); MÖSCHLER, p. 309, Abh. Senck. Ges. xvi.
- ✓ *Mimorista*, n. g.; type, *Samea botydalis*, Gn.; WARREN, p. 476, Ann. N. H. (6) vi.
- ✓ *Mineola*, n. g. (*Phycitidae*), for a part of *Acrobasis*; type, *indiginella*, Z.; HULST, p. 126, Tr. Am. Ent. Soc. xvii.
- ✓ *Mnesicena*, n. g., near *Hypotia*, for seven previously described species; MEYRICK, Tr. E. Soc. 1890, p. 472.
- ✓ *Moodna*, n. g., p. 193, near *Ephestia*, for *M. pelviclella*, n. sp., New York, p. 194; HULST, Tr. Am. Ent. Soc. xvii.
- Myelois grossipunctella*, Rag., habitat of; RAGONOT, Ent. Am. vi, p. 64.
- M. nivosella*, Algeria, RAGONOT, p. cix, Bull. Soc. Ent. Fr. 1890; *M. immundella*, Texas, p. 117, *obnupsella*, N. America, p. 118, HULST, Tr. Am. Ent. Soc. xvii : n. spp.
- Nephoptyx gilvibasella*, Texas, HULST, Tr. Am. Ent. Soc. xvii, p. 145, n. sp.
- Nosophora albiguttalis*, Rangoon, SWINHOE, Tr. E. Soc. 1890, p. 273, pl. viii, fig. 16, n. sp.
- Nyctegretis achatinella*, larva noticed; DISQUÉ, S. E. Z. li, p. 85.
- ✓ *Ocesia*, n. g. (*Chrysaugine*), p. 485, for *O. bisinualis*, n. sp., Petropolis, p. 486; RAGONOT, Ann. Soc. Ent. Fr. (6) x.
- Oligostigma saturatalis*, p. 639, *papulalis*, p. 640, Sikkim, SNELLEN, Tr. E. Soc. 1890, n. spp.

- Omiodes*, = (*Charema*, Moore); SNELLEN, Tr. E. Soc. 1890, p. 619.
O. palliventralis, Sikkim, SNELLEN, p. 620, Tr. E. Soc. 1890; *O. insolualis*, Portorico, MÖSCHLER, Abh. Senck. Ges. xvi, p. 301, n. spp.
Omphisa repetitalis, Sikkim, SNELLEN, Tr. E. Soc. 1890, p. 621, pl. xix, fig. 6, n. sp.
 ✓ *Ophias*, n. g. (*Endotrichiinae*), p. 517, for *A. albiundalis*, n. sp., Pernambuco, p. 518; RAGONOT, Ann. Soc. Ent. Fr. (6) x.
 ✓ *Opisthedeicta*, n. g.; type, *Oligostigma poritalis*, Wlk.; WARREN, p. 478, Ann. N. H. (6) vi.
 ✓ *Opsibotys*, n. g., for *Botys*, auct.: WARREN, p. 474, Ann. N. H. (6) vi.
Orobena implicitalis, Portorico, MÖSCHLER, Abh. Senck. Ges. xvi, p. 292, n. sp.
 ✓ *Orphanostigma*, n. g.; type, *Asopia? abruptalis*, Wlk.; WARREN, p. 478, Ann. N. H. (6) vi.
 ✓ *Orthospila*, n. g.; type, *Zebronia plutusalis*, Wlk.; WARREN, p. 477, Ann. N. H. (6) vi.
Oryba conspicalis, Sikkim, SNELLEN, Tr. E. Soc. 1890, p. 562, n. sp.
 ✓ *Oryctopleura*, n. g. (*Chrysauginae*), p. 495, for *O. arcuatalis*, n. sp., Brazil, p. 496, RAGONOT, Ann. Soc. Ent. Fr. (6) x.
 ✓ *Pachymorphus*, n. g. (*Crambidae*), for *P. subductellus*, n. sp., Portorico; MÖSCHLER, p. 324, Abh. Senck. Ges. xvi.
Pachyzancla mellealis, Burma, SWINHOE, Tr. E. Soc. 1890, p. 282, n. sp.
Pagyda lustralis, Sikkim, SNELLEN, Tr. E. Soc. 1890, p. 615; *P. rubricatalis*, Rangoon, SWINHOE, Tr. E. Soc. 1890, p. 282: n. spp.
Paliga leucanalis, Rangoon, SWINHOE, Tr. E. Soc. 1890, p. 276, pl. viii, fig. 15, n. sp.
 ✓ *Palmitia*, n. g., for *Hypotia massilialis*, Dup.; RAGONOT, Bull. Soc. Ent. Fr. 1890, p. xciii.
Pannucha vicinalis, p. 567, pl. xix, fig. 2, *asopialis*, *dimidialis*, p. 568, Sikkim, SNELLEN, Tr. E. Soc. 1890, n. spp.
 ✓ *Paracymoriza*, n. g.; type, *Oligostigma vagalis*, Wlk.; WARREN, p. 479, Ann. N. H. (6) vi.
Paraponyx rugosalis, Portorico, MÖSCHLER, p. 318, Abh. Senck. Ges. xvi, n. sp.
 ✓ *Parasamera*, n. g.; type, *Locastra cuproviridialis*, Moore; WARREN, p. 474, Ann. N. H. (6) vi.
 ✓ *Parasopia*, n. g., near *Asopia*, p. 275, for *P. dissimilalis*, n. sp., Portorico, p. 276, MÖSCHLER, Abh. Senck. Ges. xvi.
 ✓ *Paratalanta*, n. g., near *Omiodes*, for *ussuriulis* and *heterogenalis*, Brem.; MEYRICK, Tr. E. Soc. 1890, p. 440.
Paravetta flexuosa, Sikkim, SNELLEN, Tr. E. Soc. 1890, p. 558, n. sp.
 ✓ *Pardomima*, n. g.; type, *Botys amyntus*, Wlk.; WARREN, p. 477, Ann. N. H. (6) vi.
 ✓ *Pelagis*, n. g. (*Chrysauginae*), for *P. hypogryphalis*, n. sp., Petropolis; RAGONOT, p. 487, Ann. Soc. Ent. Fr. (6) x.

Pempelia petrella, Z., = (*Trachonitis erectalis*, Wlk.) ; RAGONOT, Ent. Am. vi, p. 64.

† *Penestola*, n. g., placed next *Ommatospila*, for *P. praficalis*, n. sp., Portorico and Surinam ; MÖSCHLER, p. 316, Abh. Senck. Ges. xvi.

† *Peuthesilea*, n. g. (*Chrysauginæ*), for *P. sacculalis*, n. sp., N. America ? RAGONOT, p. 493, Ann. Soc. Ent. Fr. (6) x.

† *Perseis*, n. g. (*Endotrichiinae*), for *Asopia culiculalis*, Hulst ; RAGONOT, p. 538, Ann. Soc. Ent. Fr. (6) x.

Phacellura elegans, p. 299, *infernalis*, p. 300, Portorico, MÖSCHLER, Abh. Senck. Ges. xvi ; *P. terminalis*, pl. ix, fig. 17, *grisealis*, fig. 18, Ecuador, MAASSEN, in Stübel Reise, p. 170 : n. spp.

Phalangiodes rivulalis, Sikkim, SNELLEN, p. 637, pl. xx, fig. 1, Tr. E. Soc. 1890, n. sp.

† *Phædropsis*, n. g. ; type, *Asopia chromalis*, Gn. ; WARREN, p. 476, Ann. N. H. (6) vi.

Phycitide : HULST gives a monograph of the N. American species, with tables, and a systematic catalogue ; two subfamilies, *Phycitinae* and *Peoriinae*, based on the genitalia, are adopted : Tr. Am. Ent. Soc. pp. 93, &c.

Phycis rubifasciella; larva described ; BEUTENMÜLLER, Canad. Ent. xxii, p. 16. *P. dilutella*, Hb., = (*adornatella*, Tr., and *subornatella*, Dup.) ; BARRETT, Ent. M. M. (2) i, p. 20.

Piesmopoda steniella, Burma, RAGONOT, p. ccxiii, Bull. Soc. Ent. Fr. 1890, n. sp.

Pinipestis albovittella, New Mexico, HULST, p. 138, Tr. Am. Ent. Soc. xvii, n. sp.

Pionea nobilis, Moore, referred to *Botys* ; SNELLEN, Tr. E. Soc. 1890, p. 575.

Pitama lativitta, Moore, referred to *Margaronia* ; SNELLEN, Tr. E. Soc. 1890, p. 611.

† *Pleuroptya*, n. g., near *Notarcha*, for *aurantiacalis*, F. R. ; MEYRICK, p. 443, Tr. E. Soc. 1890.

Pramadea denticulata, Moore, referred to *Coptobasis* ; SNELLEN, Tr. E. Soc. 1890, p. 627.

P. carbatinalis, Rangoon, SWINHÖE, Tr. E. Soc. 1890, pl. viii, fig. 13, n. sp.

Pristophora nigrigranella, Biskra, RAGONOT, p. cx, Bull. Soc. Ent. Fr. 1890, n. sp.

† *Prochoristis*, n. g., near *Cybolomia*, for *rupicapralis*, Ld., *capparidis*, Christ., *simplicialis*, Brem. ; MEYRICK, Tr. E. Soc. 1890, p. 458.

† *Protonoceras*, n. g. ; type, *Botys tropicalis*, Wlk. ; WARREN, p. 475, Ann. N. H. (6) vi.

Psammotis pulveralis, larva noticed ; DISQUÉ, S. E. Z. li, p. 57.

† *Psectrodes*, n. g. (*Ohrysauginæ*), for *P. herminialis*, n. sp., Brazil ; RAGONOT, p. 488, Ann. Soc. Ent. Fr. (6) x.

† *Pseudanalthes*, n. g. ; type, *Botys idyalis*, Wlk. ; WARREN, p. 477, Ann. N. H. (6) vi.

Pygospila tyres, Cr., sexual distinctions noticed ; SNELLEN, Tr. E. Soc. 1890, p. 617.

Pyralis pictalis, note on locality of ; BARRETT, Ent. M. M. (2) i, pp. 138 & 243, *P. angulifascia*, Moore, referred to *Cledeobia* and redescribed ; SNELLEN, Tr. E. Soc. 1890, p. 561.

√*Pyraustodes*, n. g. (*Chrysauginæ*), p. 484, for *P. flavicostalis*, n. sp., Brazil, p. 485 ; RAGONOT, Ann. Soc. Ent. Fr. (6) x.

Ragonotia saganella, Colorado, HULST, p. 205, Tr. Am. Ent. Soc. xvii, n. sp.

√*Rhectothyris*, n. g., for *Samea*? *gratiosalis*, Wlk. ; WARREN, p. 474, Ann. N. H. (6) vi.

Rhodophea duplicella, Burma, RAGONOT, p. cexiii, Bull. Soc. Ent. Fr. 1890, n. sp.

√*Saccopleura*, n. g. (*Chrysauginæ*), p. 502, for *S. catocalis*, n. sp., Chiriqui, p. 503 ; RAGONOT, Ann. Soc. Ent. Fr. (6) x.

Salbia preformatalis, Portorico, MÖSCHLER, p. 291, Abh. Senck. Ges. xvi, n. sp.

Salebria contatella, p. 16, *celtella*, p. 17, larvæ described ; BEUTENMÜLLER, Canad. Ent. xxii.

S. cirtensis, *numidella*, N. Africa, RAGONOT, p. cx, Bull. Soc. Ent. Fr. 1890 ; *S. semiobscura*, p. 151, *celtidella*, p. 155, N. America ; HULST, Tr. Am. Ent. Soc. xvii : n. spp.

Samea conjunctalis, Portorico, MÖSCHLER, p. 290, Abh. Senck. Ges. xvi, n. sp.

√*Satanastra*, n. g., for *Conchylodes argyria*, Butl. ; MEYRICK, Tr. E. Soc. 1890, p. 442.

√*Schistoneura*, n. g. (*Endotrichiinae*), p. 527, for *S. flavitinctalis*, n. sp., Colombia, p. 528, RAGONOT, Ann. Soc. Ent. Fr. (6) x.

√*Sciorista*, n. g. ; type, *Botys signatalis*, Wlk. ; WARREN, p. 475, Ann. N. H. (6) vi.

Scirpophaga longicornis, Portorico, MÖSCHLER, p. 321, Abh. Senck. Ges. xvi, n. sp.

√*Sclerocona*, n. g., near *Phlyctænia*, for *acutella*, Ev. ; MEYRICK, Tr. E. Soc. 1890, p. 445.

Scoparia ambigualis, var. = (*atomalis*), p. 7, *S. angustea*, broods of, p. 8 ; BANKES, Ent. M. M. (2) 1. *S. mercurella* and *cratægella*, characters of ; *id. t. c.* pp. 98 & 210. *S. basistrigalis* and *ambigualis*, characters discussed ; PORRITT, *t. c.* p. 88.

S. signella, p. 72, *tæniatella*, p. 73, Baltic, TEICH, Arb. Ver. Riga (n.s.) vi (? n. spp. or varr. of *S. ambigualis*) ; *S. pulveralis*, p. 570, *medinella*, p. 571, Sikkim, SNELLEN, Tr. E. Soc. 1890 : n. spp.

Scopocera variegata, Moore, referred to *Cerasphora* ; SNELLEN, Tr. E. Soc. 1890, p. 569.

√*Seneca*, n. g., for *Cateremna tumidulella*, Rag. ; HULST, p. 177, Tr. Am. Ent. Soc. xvii.

√*Sisyracera*, n. g., for *Leucinodes*? *preciosalis*, Mösch. ; MÖSCHLER, p. 313, Abh. Senck. Ges. xvi.

↓ *Somatania*, n. g., placed next *Omiodes*, for *S. pellucidalis*, n. sp., Portorico, pl., fig. 22 ; MÖSCHLER, p. 301, Abh. Senck. Ges. xvi.

Statina gaudiella, N. America, HULST, p. 216, Tr. Am. Ent. Soc. xvii, n. sp.

Staudingeria fractifusciella, Biskra, RAGONOT, p. cxi, Bull. Soc. Ent. Fr. 1890, n. sp.

Stemmatophora merged in *Pyralis*, MEYRICK, Tr. E. Soc. 1890, p. 476.

S. tactilis, denticulata, pl. viii, fig. 7, Burma, SWINHÖE, p. 290, Tr. E. Soc. 1890, n. spp.

↓ *Sthenobœa*, n. g. (*Endotrichiinae*), for *S. abnormalis*, n. sp., Ecuador ; RAGONOT, Am. Soc. Ent. Fr. (6) x, p. 541.

Striglina scallula, n. var., *immaculata* ; MÖSCHLER, Abh. Senck. Ges. xvi, p. 123.

Sybrida inordinata, ♀ described ; ELWES, Tr. E. Soc. 1890, p. 559.

↓ *Syntonarcha*, n. g., near *Cledeobia*, for *S. iriastis*, n. sp., Brisbane ; MEYRICK, p. 1107, P. Linn. Soc. N.S.W. (2) iv.

Tamyra albomaculalis, minusculalis, Portorico, MÖSCHLER, Abh. Senck. Ges. xvi, p. 278, n. spp.

↓ *Tamyrodes*, n. g. (*Chrysauginæ*), p. 476, for *T. papulalis*, n. sp., Cayenne, p. 477 ; RAGONOT, Ann. Soc. Ent. Fr. (6) x.

Taurica sikkima, Moore, referred to *Stericta* and redescribed ; SNELLEN, Tr. E. Soc. 1890, p. 563.

↓ *Tephris*, n. g., near *Salebria*, for *T. ephippella*, n. sp., Burma ; RAGONOT, p. cccxiii, Bull. Soc. Ent. Fr. 1890, n. sp.

Tetralopha insularella, Portorico, MÖSCHLER, p. 325, Abh. Senck. Ges. xvi, n. sp.

↓ *Tetraphana*, n. n. to replace *Singamia*, Möschl. ; RAGONOT, p. 471, Ann. Soc. Ent. Fr. (6) x.

↓ *Tetreria*, n. g. (*Hydrocampidæ*), for *T. teminitis*, n. sp., Queensland ; MEYRICK, p. 1109, P. Linn. Soc. N.S.W. (2) iv.

↓ *Tetridia*, n. g. ; type, *Botys vinacealis*, Moore ; WARREN, p. 477, Ann. N. H. (6) vi.

↓ *Treptopteryx*, n. n. to replace *Eurrrhysis*, Gn., nec Hb. ; RAGONOT, p. xciii, Bull. Soc. Ent. Fr. 1890.

↓ *Therapne*, n. g., for *Stemmatophora obsoletalis*, Mn. ; RAGONOT, p. xciii, Bull. Soc. Ent. Fr. 1890.

↓ *Thylacophora*, n. g. (*Chrysauginæ*), p. 490, for *T. tortricoidalis*, Cayenne, p. 491, and *hepaticalis*, Pebas, p. 492, n. spp. ; RAGONOT, Ann. Soc. Ent. Fr. (6) x.

↓ *Thliptoceras*, n. g. (*Hapaliides*), for *T. variabilis*, p. 274, *calvatalis* [cf. ELWES, t. c. p. 601], *epicrocalis*, p. 275, n. spp., Burma ; WARREN, Tr. E. Soc. 1890 (the two last species by SWINHÖE).

↓ *Tlascalala*, n. g. ; type, *Nephopteryx reductella*, Wlk. ; HULST, p. 146, Tr. Am. Ent. Soc. xvii.

Tocolosida, position and characters ; SNELLEN, Tr. E. Soc. 1890, p. 559.

T. ? pallifrons, Sikkim, SNELLEN, Tr. E. Soc. 1890, p. 560, n. sp.

Tosale = (*Siparocera*, Grote) *moritzi*, St. Thomas, RAGONOT, Ann. Soc. Ent. Fr. (6) x, p. 500, n. sp.

√ *Turania*, n. g. (*Pyraustinae*); type, *pentodontalis*, Ersch.; RAGONOT, p. 449, Ann. Soc. Ent. Fr. (6) x.

√ *Ulophora*, n. g. (*Phycites*), for *U. grotei*, n. sp., North Carolina; RAGONOT, p. vii, Bull. Soc. Ent. Fr. (6) x.

√ *Unadilla*, n. g. (*Phycitidæ*), for *U. nasutella*, n. sp., New Mexico; HULST, p. 197, Tr. Am. Ent. Soc. xvii.

√ *Volusia*, n. g. (*Peoriinae*), for *V. roseopennella*, n. sp., Florida; HULST, p. 206, Tr. Am. Ent. Soc. xvii.

√ *Wekiva*, n. g. (*Phycitidæ*), for *W. nodosella*, n. sp., Florida; HULST, p. 215, Tr. Am. Ent. Soc. xvii.

√ *Xantippe*, n. g. (*Endotrichiinae*), p. 532, for *X. auropurpuralis*, n. sp., Petropolis, p. 533; RAGONOT, Ann. Soc. Ent. Fr. (6) x.

√ *Zanclodes*, n. g. (*Chrysauginæ*), p. 74, for *Z. fulcalalis*, n. sp., Brazil, p. 475; RAGONOT, Ann. Soc. Ent. Fr. (6) x.

Zebronia, Hb.; to be used instead of *Ledereria*, Sn.: *Pycnarmon zebraalis*, Moore, referred to it; SNELLEN, Tr. E. Soc. 1890, p. 631.

Z. rigidalis, Sikkim, SNELLEN, p. 631, Tr. E. Soc. 1890, n. sp.

TORTRICIDÆ.

[*Cf.* BREIGNET (83), CALVERT (108), DISQUÉ (169), EPPELSHEIM (230), MÖSCHLER (558), WALSHINGHAM (838), WEYMER & MAASSEN (911).]

WALLENGREN continues his work on Scandinavian *Tortricida*; Ent. Tidskr. xi, pp. 145-194.

Antithesia montana, Chili, CALVERT, Nuev. Lep. p. 15, pl., fig. 4, n. sp.

√ *Apinoglossa*, n. g., near *Tortrix*, for *A. comburana*, n. sp., Portorico; MÖSCHLER, p. 331, Abh. Senck. Ges. xvi.

Carpocapsa saltitans, note on; ASCHERSON, SB. nat. Fr. 1889, p. 189.

Caloptria scopoliiana, var. = (*parvulana*, Wilk.); BARRETT, Ent. M. M. (2) i, p. 70.

Cochylis prolectana, *tectoniana*, p. 332, *vicinitana*, p. 333, Portorico, MÖSCHLER, Abh. Senck. Ges. xvi, n. spp.

Conchylis aeneana, larva noticed; DISQUÉ, S. E. Z. li, p. 56.

Ctenopseustis obliquana, destructive in New Zealand; BARRETT, Ent. M. M. (2) i, p. 217.

Eupacilia notulana, variation of; RICHARDSON, Ent. M. M. (2) i, p. 299.

Grapholitha (Semasia) swinhoeiana, Rangoon, WALSHINGHAM, Tr. E. Soc. 1890, p. 294, pl. viii, fig. 19; *G. longipalpata*, *excitata*, Portorico, MÖSCHLER, p. 333, Abh. Senck. Ges. xvi : n. spp.

Halonota cirsiiana, habits of; RICHARDSON, Ent. M. M. (2) i, p. 299.

Penthina rivulana, Scop., n. var. *stangeana*, *lucunana*, Scop., n. var. *hoffmanniana*; TEICH, S. E. Z. li, p. 49. *P. arcuella*, metamorphoses; CHRÉTIEN, Le Nat. xii, p. 66.

Phoxopteryx upupana, food-plant; BOWER, Ent. M. M. (2) i, p. 192 : larva described; *id. t. c.* p. 328.

P. virididorsana, Portorico, MÖSCHLER, p. 334, Abh. Senck. Ges. xvi, n. sp.

Retinia resinella, habits; ADKIN, Ent. xxiii, p. 76, and P. S. Lond. E. Soc. 1888-89, pp. 160-163, pl., fig. 12 & 13.

Sericoris buoliana, metamorphoses; PISSOT, Le Nat. xii, p. 245.

Teras fimbrianum, lubricanum, larvæ noticed; DISQUÉ, S. E. Z. li, p. 86.

Tortrix transitana, habits; FENN, Ent. M. M. (2) i, p. 216.

T. labatiana, Gironde, BREIGNET, Bull. Soc. Ent. Fr. 1890, p. cxlii [*cf.* CONSTANT, t. c. p. clv]; *T. effætana, insignitana*, Portorico, MÖSCHLER, p. 330, Abh. Senck. Ges. xvi; *T. staudingerana*, Colombia, MAASSEN, in Stübel Reise, p. 171, pl. ix, fig. 29 : n. spp.

TINEIDÆ.

[*Cf.* CALVERT (108), CONSTANT (140), FYLES (288), HOFMANN (371), MEYRICK (534, 537), MÖSCHLER (558), MURTFELDT (561), RICHARDSON (682, 683), SCUDDER (754), STAINTON (827, 828), TEICH (845), WALSHINGHAM (876, 877), WEYMER & MAASSEN (911), WOOD (923).]

Acrolophus walsinghamsi, Portorico, MÖSCHLER, p. 336, Abh. Senck. Ges. xvi, n. sp.

Adela; synonymy of the N. American species; WALSHINGHAM, *Ins. Life*, ii, pp. 284 & 285.

Adela punctiferella, Los Angeles, p. 284, *æruinosella*, Louisiana, p. 285; WALSHINGHAM, *Ins. Life*, ii, n. spp.

Agriocoma mimulina, n. var. *araucanus*; CALVERT, *Nuev. Lep.* p. 15.

Agriophara gravis, horridula, capnodes, p. 77, *axesta*, p. 79, *fascifera*, p. 80, Australia, MEYRICK, *Tr. R. Soc. S. Austr.* xiii, n. spp.

Anaphora popeanella injuring Indian corn; *Ins. Life*, iii, p. 27.

Argyresthia cupressella, p. 118 (larva, COQUILLET, p. 116), *freyella, plicipunctella*, p. 119, N. America; WALSHINGHAM, *Ins. Life*, iii, n. spp.

Batrachedra albistrigella, Portorico, MÖSCHLER, Abh. Senck. Ges. xvi, p. 345, n. sp.

Bucculatrix helichrysellæ, p. 13, pl. i, fig. 10, *alaternella*, p. 14, fig. 11, S. France; CONSTANT, *Ann. Soc. Ent. Fr.* (6) x, n. spp.

Butalis parvella, seliniella, senescens, p. 207, *palustris, fallacella*, p. 208, pl. 1, fig. 1, *fuscocuprea*, p. 209, *fuscoænea*, p. 210, external characters of ♀ described; HOFMANN, S. E. Z. li.

Cacochroa permixtella, metamorphoses; CONSTANT, *Ann. Soc. Ent. Fr.* (6) x, p. 8, pl. i, fig. 5.

Cenogenes? ochracea, Portorico, MÖSCHLER, p. 337, Abh. Senck. Ges. xvi, n. sp.

Ctortryctis, n. g., *Xyloryctidæ*, p. 42, for *Æcophora subparallelæ, subnæxellæ*, Wlk., and *C. eugramma*, p. 43, *tricrena*, p. 44, n. spp., Australia; MEYRICK, *Tr. R. Soc. S. Austr.* xiii.

Chalarotona, n. g., *Xyloryctidæ*, p. 64, for *C. intabescens, melipnoa*, p. 65, *melitoleuca*, Australia, *insincera*, Tasmania, *craspedota*, S. Australia, p. 66, n. spp.; MEYRICK, *Tr. R. Soc. S. Austr.* xiii.

✓*Clerarcha*, n. g., *Xyloryctidæ*, for *C. grammatistis*, p. 53, *agana*, *dryinopa*, p. 54, n. spp., Australia; MEYRICK, Tr. R. Soc. S. Austr. xiii.

Coleophora, notes on larvæ and cases; SCHMID, Soc. Ent. iv, pp. 160, &c.

C. santolinella, Corsica; CONSTANT, p. 11, pl. i, fig. 8, Ann. Soc. Ent. Fr. (6) x, n. sp.

✓*Compsotorna*, n. g., *Xyloryctidæ*, for *C. oligarchica*, n. sp., Queensland; MEYRICK, p. 41, Tr. R. Soc. S. Austr. xiii.

✓*Coptotriche*, n. g., for *Tischeria complanoides*, F. & B.; WALSHINGHAM, Ins. Life, ii, p. 322.

✓*Crypsicharis*, n. g., *Xyloryctidæ*, for *C. neocosma*, n. sp., Queensland; MEYRICK, p. 45, Tr. R. Soc. S. Austr. xiii.

✓*Cryptophaga*, n. n. for *Cryptophasa*, Lw.; MEYRICK, p. 27, Tr. R. Soc. S. Austr. xiii.

Cryptophaga hierastis, *dolerastis*, *stochastis*, W. Australia, p. 30, *epigramma*, *proleuca*, S. Australia, p. 31, *phaëthontia*, *epadelpha*, p. 36, Queensland, *rubra*, *lurida*, S. Australia, *sarcinota*, Queensland, p. 37, *deļocentra*, Sydney, p. 38, MEYRICK, Tr. R. Soc. S. Austr. xiii, n. spp.

✓*Euarne*, n. g., *Hyponomeutidæ*, for *E. obligatella*, n. sp., Portorico; MÖSCHLER, Abh. Senck. Ges. xvi.

Gelechia portlandicella, Portland, RICHARDSON, Ent. M. M. (2) i, p. 29; *G. tristella*, Baltic, TEICH, Arb. Ver. Riga (n.s.), vi, p. 108; *G. gallædiplopappi*, N. America, FYLES, Canad. Ent. xxii, p. 248; *G. exclarella*, p. 343, *costipunctella*, *rivulella*, p. 344, Portorico, MÖSCHLER, Abh. Senck. Ges. xvi; *G. xanthosomella*, Bolivia, MAASSEN, in Stübel Reise, p. 172, pl. ix, fig. 30 : n. spp.

Gracilaria syringella, metamorphoses; PISSOT, Le Nat. xii, p. 141. *G. populætorum*, *elongella*, *falconipennella*, larvæ described; WOOD, Ent. M. M. (2) i, pp. 133-137.

✓*Hypertricha*, n. g., *Xyloryctidæ*, for *H. ephelota*, n. sp., Adelaide; MEYRICK, p. 74, Tr. R. Soc. S. Austr. xiii.

Hyponomeuta triangularis, Portorico, MÖSCHLER, Abh. Senck. Ges. xvi, p. 339; *H. rutila*, Chili, CALVERT, Nuev. Lep. p. 14, n. spp.

✓*Lichenaula*, n. g., *Xyloryctidæ*, p. 46, for *L. laniata*, p. 47, *arisema*, *calligrapha*, p. 48, *lichenæa*, *lithina*, p. 49, *choriodes*, *tuberculata*, p. 50, New South Wales, *musica*, Australia, p. 51, *mochlias*, Melbourne, p. 52, n. spp.; MEYRICK, Tr. R. Soc. S. Austr. xiii.

Lita (Gelechia) junctella, characters noticed; TUTT, Ent. Rec. i, p. 7.

L. crespusculella, Baltic, TEICH, Arb. Ver. Riga (n.s.), vi, p. 111; *L. cistiflorella*, p. 5, pl. i, fig. 1, *delphinatella*, fig. 2, *behenella*, fig. 3, p. 6, S. France, CONSTANT, Ann. Soc. Ent. Fr. (6) x : n. spp.

Lithocolletis endryella, Mann., = (*caudiferella*, Rag.); *L. endryella* and *ilicifoliella*, distinctive characters of; WALSHINGHAM, Bull. Soc. Ent. Fr. (6) x, p. viii.

L. joviella, S. France, CONSTANT, p. 12, pl. i, fig. 9, Ann. Soc. Ent. Fr. (6) x, n. sp.

Maroga setiotricha, Queensland, p. 40, *mythica*, Sydney, p. 41, MEYRICK, Tr. R. Soc. S. Austr. xiii, n. spp.

Menesta melanella, N. America, MURTFELDT, *Ins. Life*, ii, p. 304, n. sp.

Micropteryx, oviposition and life-history of some species of; WOOD, *Ent. M. M.* (2) i, pp. 148-150. *M. unimaculella*, *purpurella*, *semipurpurella*, *kaltenbachii*, *salopiella*, *sparmanella*, larvæ described; WOOD, *t. c.* pp. 1-6.

Nepticula gei, Wk., and *fragariella*, Heyd., characters of discussed; EPPELSHEIM, *S. E. Z.* li, pp. 229-235.

N. torminalis, England, WOOD, *Ent. M. M.* (2) i, p. 209; *N. auromarginella*, Weymouth, RICHARDSON, *t. c.* p. 30 : n. spp.

↓ *Notosara*, n. g., *Xyloryctidæ*, for *N. nephelotis*, n. sp., W. Australia; MEYRICK, p. 52, *Tr. R. Soc. S. Austr.* xiii.

Opostega salaciella, habits; BANKES, *Ent. M. M.* (2) i, p. 8.

Æcophora temperatella, larva and its ravages in Cyprus described; SHIPLEY, *Kew Bull.* No. 30, p. 133. *Æ. scholæa*, larva noticed; MEYRICK, p. 220, *Tr. N. Z. Inst.* xxii.

Æ. ardosiella, Corsica, pl. i, fig. 6, *Æ. ? incolorella*, fig. 7, S. France, CONSTANT, p. 10, *Ann. Soc. Ent. Fr.* (6) x; *Æ. nycteris*, New Zealand, MEYRICK, p. 219, *Tr. N. Z. Inst.* xxii : n. spp.

↓ *Pexicnemidia*, n. g., p. 337, position doubtful, possibly a distinct family, for *P. mirella*, n. sp., Portorico, p. 338; MÖSCHLER, *Abh. Senck. Ges.* xvi.

↓ *Phthonerodes*, n. g., *Xyloryctidæ*, p. 44, for *P. scotarcha*, n. sp., S. Australia, p. 45; MEYRICK, *Tr. R. Soc. S. Austr.* xiii.

↓ *Phylomictis*, n. g., *Xyloryctidæ*, p. 74, for *P. maligna*, n. sp., Melbourne, p. 75; MEYRICK, *Tr. R. Soc. S. Austr.* xiii.

↓ *Pilostibes*, n. g., *Xyloryctidæ*, p. 26, for *P. stigmatias*, *enchidias*, n. spp., N. S. Wales, p. 27; MEYRICK, *Tr. R. Soc. S. Austr.* xiii.

↓ *Plectophila*, n. g., *Xyloryctidæ*, for *Æcophora electella* and *Acontia discalis*, Wlk.; MEYRICK, p. 54, *Tr. R. Soc. S. Austr.* xiii.

↓ *Procometis*, n. g., *Xyloryctidæ*, for *P. bisulcata*, p. 71, *monocalama*, *lipara*, *hylonoma*, p. 72, *genialis*, *diplocentra*, p. 73, n. spp., Australia; MEYRICK, *Tr. R. Soc. S. Austr.* xiii.

Psecadia aureoapicella, p. 341, *kirbyi*, p. 342, *ingricella*, p. 343, pl., fig. 19, Portorico; MÖSCHLER, *Abh. Senck. Ges.* xvi. *P.* fossil sp., see Palæontology.

Scieropepla polyæsta, Australia and Tasmania, p. 67, *acrates*, *liophanes*, p. 68, *rimata*, *silvicola*, p. 69, *serina*, *oxyptera*, p. 70, Australia, MEYRICK, *Tr. R. Soc. S. Austr.* xiii, n. spp.

Simaethis combinatana, Wlk., life-history; HUDSON, *Ent. M. M.* (2) i, p. 22. *S. pariana*, hibernation of; BOWER, *t. c.* p. 271.

Stathmopodu caminora, New Zealand, MEYRICK, *Tr. N. Z. Inst.* xxii, p. 219, n. sp.

Swammerdamia lutarea, larva of; WOOD, *Ent. M. M.* (2) i, p. 102.

Symmoca signatella, larva noticed; DISQUÉ, *S. E. Z.* li, p. 88.

Tachyptilia trifoliella, S. France, CONSTANT, p. 7, pl. i, fig. 4, *Ann. Soc. Ent. Fr.* (6) x, n. sp.

↓ *Telecrates*, n. g., *Xyloryctidæ*, p. 61, for the following n. spp. from Australia: *melanula*, p. 62, *calligramma*, *micraema* (Tasmania), p. 64; also

some species of *Æcophora* and *Cryptolechia*, Wlk. ; MEYRICK, Tr. R. Soc. S. Austr. xiii.

Tinagma betulæ, England, STANTON, Ent. M. M. (2) i, p. 264 ; life-history, WOOD, t. c. p. 261, n. sp.

Tinea pellionella, *tapetzella*, *biselliella*, in N. America ; RILEY, Ins. Life, ii, pp. 211-213.

Tischeria : notes on the N. American species ; *T. citripennella*, Clem., = (*badiella*, Chamb.), *quercitella*, Clem., = (*quercivorella*, Chamb.), *heliopsiella*, Chamb., = (*notckenii*, F. & B.) ; WALSINGHAM, Ins. Life, ii, pp. 323-326.

T. ceanothi, N. America, WALSINGHAM, Ins. Life, ii, p. 325, n. sp.

√ *Tymbophora*, n. g., *Xyloryctidæ*, for *T. peltastis*, n. sp., Australia ; MEYRICK, p. 56, Tr. R. Soc. S. Austr. xiii.

Xyloryctidæ: *Cryptolechiidæ* to be replaced by this name ; MEYRICK, Tr. R. Soc. S. Austr. xiii, p. 24 ; tabulation of the genera, pp. 24 & 25.

√ *Xylorycta*, n. g., *Xyloryctidæ*, p. 57, for *X. ophiogramma*, p. 58, *synaula*, p. 59, *orectis*, *cosmopis*, p. 60, n. spp., Australia, and including *Cryptophasa strigata*, Lw., and *Cryptolechia argentella* and *luteotactella*, Wlk. ; MEYRICK, Tr. R. Soc. S. Austr. xiii.

Ypsolophus manellus, Portorico, MÜSCHLER, p. 344, Abh. Senck. Ges. xvi, n. sp.

PTEROPHORIDÆ and ALUCITIDÆ.

[Cf. MEYRICK (533, 536), MÜSCHLER (558).]

Notes on the synonymy of Haworth's *Pterophoridaæ* ; TUTT, Ent. Rec. i, pp. 90-94.

Alucita xanthodes, *pygmæa*, Queensland, MEYRICK, p. 1112, P. Linn. Soc. N.S.W. (2) iv, n. spp.

√ *Crasimetis*, n. g., for *brachydactyla*, Tr., and *amurensis*, Christ. ; MEYRICK, Tr. E. Soc. 1890, p. 489.

√ *Gypsocheres*, n. g., for *baptodactyla*, Z. ; MEYRICK, Tr. E. Soc. 1890, p. 488.

Eldematophorus basalis, Portorico, MÜSCHLER, p. 345, Abh. Senck. Ges. xvi, n. sp.

Platyptilia ochrodactyla and *bertrami* are one species ; HEYLAERTS, Tijdschr. Ent. xxxiii, p. xxiii.

Pterophorus bipunctatus, *participatus*, *præustus*, Portorico, MÜSCHLER, Abh. Senck. Ges. xvi, n. spp.

Trichoptilus pyrrhodes, Queensland, MEYRICK, p. 1113, P. Linn. Soc. N.S.W. (2) iv, n. sp.

(D.) *DIPTERA.*

[*Cf.* BECKER (39, 40), BIDENKAP (54), BIGOT (55, 56, 57), BRAUER (80, 81), BRAUER & BERGENSTAMM (82), COCKERELL (135, 136), COQUILLET (146), FICALBI (255, 256, 257), FOCKEU (270), GEHUCHTEN (298), GERCKE (299), GIGLIO-TOS (304, 305, 306, 307), GILLETTE (310), GRABER (321), HAMILTON (346), HUDSON (386), HURST (390), KIEFFER (423-427), KUSNETZOV (463), LAMPA (474), LANGHOFFER (475), LÉON (481), LOWNE (492), MEINERT (521, 522, 523, 524, 527), MIK (538-542), RASPAIL (640), RITTER (702), RÖDER (707) RÜBSAAMEN (714, 715, 716), SCHNABL (743, 744, 745), SCHOCK (748), SENTENIS (787, 788), SKUSE (791, 792), SMITH (803, 816), STEIN (835, 836), THOMAS (849), VERRALL (860), WEINLAND (899), WHEELER (914, 915), WILHELM (918), WULF (317).]

Anatomy of mouth; LANGHOFFER (475).

SMITH (803) gives a fresh interpretation of the structure and homologies of the mouth parts, stating that the proboscis and its labellate development are maxillary, &c.

Note on the nomenclature of the venation; OSTEN-SACKEN (quoted by Skuse), *P. Linn. Soc. N.S.W.* (2) v, pp. 596-598.

Note on the connecting-links between different groups of *Diptera*, and on their palæontological succession; BRAUER (80).

Anatomy and functions of the *Halteres*; WEINLAND (899).

Embryology; GRABER (321).

Fossil *Diptera*; SCUDDER (754).

Bigot's classification discussed; BECKER, *Wien. ent. Z.* ix, p. 32.

Summary of dipterological papers in vols. i-ix of *Wien. ent. Z.*; *op. cit.* ix, pp. 281-308.

For a new insect supposed to be intermediate between *Diptera* and *Hemiptera*, *cf. Rhynchota* and LÉON (481).

CECIDOMYIIDÆ.

Galls of *Cecidomyiida*, notes on; HARKER (351).

Cecidomyid galls on *Phyteuma hemisphaericum*, *Veronica saxatilis*, and *Campanula rotundifolia*, figured and described; MIK, *Wien. ent. Z.* ix, pp. 233-238, pls. i & ii.

Asphondylia mikii, note on; KIEFFER, *Wien. ent. Z.* ix, p. 31.

- A. melanopus*, Germany, KIEFFER, Wien. ent. Z. ix, p. 31, n. sp.
Campylomyza grandiuscula, Sydney, SKUSE, P. Linn. Soc. N.S.W. (2) v, p. 388, n. sp.
Cecidomyia bryoniæ, p. 203, *raphanistri, strobi*, p. 204, descriptive notes ; *trifolii, viscaria*, habits, &c., p. 206 ; KIEFFER, Verh. z.-b. Wien, xl. *C. rigida*, O.-S., p. 278, *salicis-batatas*, Walsh, p. 279, *salicis-brassicoides*, p. 280, descriptive notes on ; COCKERELL, Ent. xxiii. *C. buxi*, habits ; DECAUX, Bull. Soc. Ent. Fr. 1890, p. lxxviii. *C. rosaria*, Löw, noticed ; MEIJERE, Tijdschr. Ent. p. xxvii. *C. syngenesiæ*, Lw., redescribed ; KIEFFER, Ent. Nachr. xvi, p. 29.
C. pseudococcus, Ohrdruf, THOMAS & RÜBSAAMEN, Verh. z.-b. Wien, xl, pp. 301-310, pl. vi, and t. c. p. 65, SB. ; *C. florum*, Bitsch, KIEFFER, Ent. Nachr. xvi, p. 37 ; *C. flosculorum*, p. 200, *iteobia*, p. 201, Bitsch, *id.* Verh. z.-b. Wien, xl ; *C. sanguisorbæ*, p. 26, *peinei*, p. 27, Germany, RÜBSAAMEN, Wien. ent. Z. ix ; *C. lathyricola*, p. 26, *lathyrina*, p. 28, Germany, *id.* Verh. Ver. Rheinl. xlvii ; *C. acaciæ-longifoliæ*, p. 374, *nubilipennis*, p. 375, Australia, SKUSE, P. Linn. Soc. N.S.W. (2) v ; *C. negundinis*, N. America, GILLETTE, p. 392, Psyche, v ; *C. bigelovici*, Colorado, COCKERELL, Ent. M. M. (2) i, p. 109 ; *C. frater*, p. 280, *alticola*, p. 281, Colorado, *id.* Ent. xxiii : n. spp.
Clinorrhyncha chrysanthemii, Lw., redescribed ; KIEFFER, Ent. Nachr. xvi, p. 30.
Diplosis scoparii and *pulsatillæ*, habits noticed ; KIEFFER, Verh. z.-b. Wien, xl, p. 203. *D. liriodendri*, habits, Ins. Life, ii, p. 362.
D. barbichi, galls on *Lotus* in Germany, KIEFFER, Wien. ent. Z. ix, p. 29 ; *D. dryophila*, p. 197, *ruderalis*, p. 198, Bitsch, KIEFFER, Verh. z.-b. Wien, xl ; *D. tiliarum*, p. 193, *pallescens*, p. 196, Centr. Europe, KIEFFER, Ent. Nachr. xvi ; *D. pulchripes*, p. 133, *anthonoma*, p. 135, Bitsch, in galls on *Sarothamnus*, KIEFFER, Wien. ent. Z. ix ; *D. incana*, p. 20, *quercina*, p. 21, Germany, RÜBSAAMEN, Verh. Ver. Rheinl. xlvii ; *D. frenelæ*, p. 377, *albulipennis*, p. 378, *helmsi*, p. 379, *eucalypti*, p. 381, Australia, SKUSE, P. Linn. Soc. N.S.W. (2) v : n. spp.
Epidosis helveola, Germany, RÜBSAAMEN, Verh. Ver. Rheinl. xlvii, p. 18 ; *E. grandipennis*, Sydney, SKUSE, P. Linn. Soc. N.S.W. (2) v, p. 384 : n. spp.
Hormomyia rubra, Bitsch, KIEFFER, Verh. z.-b. Wien, xl, p. 199 ; *H. palarum*, Bitsch, KIEFFER, Ent. Nachr. xvi, p. 28 ; *H. omalanthi*, N. S. Wales, SKUSE, P. Linn. Soc. N.S.W. (2) v, p. 383 : n. spp.
Lasioptera sarothamni, Bitsch, KIEFFER, Wien. ent. Z. ix, p. 136 ; *L. virgata*, p. 386, *wildi*, p. 387, Australia, SKUSE, P. Linn. Soc. N.S.W. (2), v : n. spp.
Lestremia sydneyensis, Australia, SKUSE, P. Linn. Soc. N.S.W. (2) v, p. 380, n. sp.
Schizomyia galiorum, note on habits ; KIEFFER, Verh. z.-b. Wien, xl, p. 202.
Spaniocera australis, N. S. Wales, SKUSE, p. 385, P. Linn. Soc. N.S.W. (2) v, n. sp.

MYCETOPHILIDÆ.

Acrodicrania angustifurca, Australia, SKUSE, P. Linn. Soc. N.S.W. (2) v, p. 616, n. sp.

Brachydicrania fascipennis, Australia, SKUSE, P. Linn. Soc. N.S.W. (2) v, p. 628, n. sp.

Ceroplatus pentophthalmus, Italy, GIGLIO-TOS, Boll. Mus. Tor. No. 84, pl. ii, figs. 1 & 2, and Riv. Ital. Sci. Nat. x, p. 142, n. sp.

†*Clastobasis*, n. g., near *Leia*, p. 617, for *C. tryoni*, n. sp., Queensland, p. 619, SKUSE, P. Linn. Soc. N.S.W. (2) v.

†*Delopsis*, n. g., near *Mycetophila*, p. 623, for *D. flavipennis*, n. sp., Australia, p. 624; SKUSE, P. Linn. Soc. N.S.W. (2) v.

Ditomyia pallida, Turin, *zonata*, *mexicana*, Mexico, GIGLIO-TOS, Boll. Mus. Tor. No. 84, and pp. 142 & 143, Riv. Ital. Sci. Nat. x, n. spp.

Dynatosoma sydneyensis, Australia, SKUSE, P. Linn. Soc. N.S.W. (2) v, p. 627, n. sp.

Heteropterna affinis, N. S. Wales, SKUSE, P. Linn. Soc. N.S.W. (2) v, p. 601, n. sp.

†*Lygistorrhina*, n. g., p. 598, for *L. insignis*, n. sp., N. S. Wales, p. 600; SKUSE, P. Linn. Soc. N.S.W. (2) v.

Mycetophila nigriventris, Australia, SKUSE, P. Linn. Soc. N.S.W. (2) v, p. 622, n. sp.

Neoempheria signifera, N. S. Wales, SKUSE, P. Linn. Soc. N.S.W. (2) v, p. 611, n. sp.

Platyura minima, Italy, GIGLIO-TOS, Riv. Ital. Sci. Nat. x, p. 143; *P. contingens*, p. 602, *gracilis*, p. 603, *richmondensis*, p. 604, Australia, SKUSE, P. Linn. Soc. N.S.W. (2) v : n. spp.

Sceptonia ornatithorax, Sydney, SKUSE, P. Linn. Soc. N.S.W. (2) v, p. 621, n. sp.

Sciara recondita, p. 390, *tryoni*, p. 391, *tepperi*, p. 393, *promiscua*, p. 394, *contermina*, p. 395, *flavicoxis*, p. 396, *exposita*, p. 397, *adjuncta*, p. 398, *marginata*, p. 399, *infixa*, p. 400, *consanguinea*, p. 401, *serenipennis*, p. 402, *conjuncta*, p. 403, *præcellens*, p. 404, *crassicornis*, p. 407, *helmsi*, p. 408, *exsequialis*, p. 409, Australia, SKUSE, P. Linn. Soc. N.S.W. (2) v, n. spp.

Sciophila mecoyi, p. 606, *picthorax*, p. 607, *richmondensis*, p. 608, *humeralis*, p. 609, *sylvicola*, p. 610, Australia; SKUSE, P. Linn. Soc. N.S.W. (2) v, n. spp.

†*Stenophragma*, n. n. for *Homaspis*, Sk., nec Först., with *S. picticornis*, p. 613, *kirtipennis*, p. 614, n. spp., Australia; SKUSE, P. Linn. Soc. N.S.W. (2) v.

†*Synplasta*, n. g., near *Brachydicrania*, p. 629, for *S. annuliventris*, n. sp., p. 630, Australia; SKUSE, P. Linn. Soc. N.S.W. (2) v.

Zygoneura maculipennis, Australia, SKUSE, P. Linn. Soc. N.S.W. (2) v, p. 411, n. sp.

SIMULIIDÆ.

Simulium ornatipes, Australia, SKUSE, P. Linn. Soc. N.S.W. (2) v, p. 632, n. sp.

BIBIONIDÆ.

Bibio albipennis, note on its times of appearance ; TOWNSEND, P. E. Soc. Wash. i, p. 260. *B. anglicus*, nomenclatorial note ; RÖDER, Ent. Nachr. xvi, p. 313.

Dilophus serotinus, time of appearance ; TOWNSEND, P. E. Soc. Wash. i, p. 262.

D. graciosus, Dharmasala, Btgot, p. 265, J. A. S. B. lix, pt. 2 ; *D. varipes*, p. 635, *lecticollis*, p. 637, Australia, SKUSE, P. Linn. Soc. N.S.W. (2) v : n. spp.

Scatopse richmondensis, Australia, SKUSE, P. Linn. Soc. N.S.W. (2) v, p. 639, n. sp.

BLEPHAROCERIDÆ.

√ *Agathon*, n. g., p. 230, for *A. elegantulus*, n. sp., California, p. 232 ; RÖDER, Wien. ent. Z. ix.

CULICIDÆ.

Culex sp., anatomy of pupa described ; HURST (390). *C. argyropus*, swarm of ; SMITH, Ent. M. M. (2) i, p. 320. *C. spathipalpis*, Rond., described at length ; FICALBI, Bull. Ent. Ital. xxi, pp. 86–92. *C. pipiens*, the supposed intestinal parasitism of larva ; FICALBI (255, 256).

C. modestus, p. 93, *elegans*, p. 95, *phytophagus*, p. 126, Italy, FICALBI, Bull. Ent. Ital. xxi ; *C. impudicus*, Sardinia, *id. op. cit.* xxii, p. 81 : n. spp.

CHIRONOMIDÆ.

Chironomus, oviposition, embryology ; RITTER (702) : notes on a halophilous species ; MONIEZ, Rev. Biol. ii, p. 404–408.

Tanyppus steinenii, South Georgia Is., GERCKE, JB. Hamb. Aust. vi, p. 153, n. sp.

TIPULIDÆ.

√ *Acracantha*, n. g., *Tipulina*, p. 109, for *A. sydneyensis*, p. 111, *monticola*, p. 112, *inornata*, p. 113, n. spp., Australia, SKUSE, P. Linn. Soc. N.S.W. (2) v.

Amalopsis nigratarsis, Sydney, SKUSE, p. 888, P. Linn. Soc. N.S.W. (2) iv, n. sp.

√ *Amphineurus*, n. subg. of *Rhypholophus* ; SKUSE, p. 800, P. Linn. Soc. N.S.W. (2) iv.

Bitacomorpha sackenii, California, RÖDER, Wien. ent. Z. ix, p. 230, n. sp.

Chionea araneoides, abundant occurrence of ; THOMAS, Ent. Nachr. xvi, p. 306.

√ *Clytocosmus*, n. g. (*Ctenophorina*), p. 74, for *C. helmsi*, n. sp., Australia, p. 76, pl. iv, fig. 5 ; SKUSE, P. Linn. Soc. N.S.W. (2) v.

Dicranomyia punctipennis, p. 761, *saxatilis*, p. 762, *helmsi*, p. 763, *obscura*, p. 764, *marina*, p. 765, *remota*, p. 766, *dorsalis*, p. 767, *obscuripennis*, p. 768, *auripennis*, p. 769, *zonata*, *incisuralis*, p. 770, *viridiventris*, *cuneata*, p. 772, *annulipes*, p. 773, Australia, SKUSE, P. Linn. Soc. N.S.W. (2) iv, n. spp.

Dolichopeza annulipes, p. 61, *niveitarsis*, p. 62, *monticola*, p. 63, *planidigitalis*, *longifurca*, pl. iv, fig. 1, p. 65, *brevifurca*, p. 66, *varipes*, fig. 2, p. 67, Australia, SKUSE, P. Linn. Soc. N.S.W. (2) v, n. spp.

Erioptera ochracea, Australia, SKUSE, p. 819, P. Linn. Soc. N.S.W. (2) iv, n. sp.

Geranomyia picta, p. 778, *G. (Triphana) lutulenta*, p. 779, *annulata*, *G. (Tetraphana) fusca*, p. 780, Australia, SKUSE, P. Linn. Soc. N.S.W. (2) iv, n. spp.

Gonomyia leucophæa, Sydney, SKUSE, p. 826, P. Linn. Soc. N.S.W. (2) iv, n. sp.

Gnophomyia (sub *Limnobia*) *fascipennis*, Th., = (*cordialis*, O.-S.); SKUSE, p. 824, P. Linn. Soc. N.S.W. (2) iv.

Gynoplistia obscurivena, p. 867, *westwoodi*, p. 871, Australia, *howensis*, Lord Howe I., p. 872, *bimaculata*, p. 875, *flavipennis*, p. 877, *macquarti* = (*cyanea*, Macq.), p. 881, *viridithorax*, p. 882, *chalybeia*, p. 884, Australia, SKUSE, P. Linn. Soc. N.S.W. (2) iv, n. spp.

♂ *Habromastix*, n. g., *Tipulina*, p. 93, for *H. cinerascens*, p. 94, *ornatipes*, p. 95, n. spp., Australia, and *Tipula remota*, Wlk.; SKUSE, P. Linn. Soc. N.S.W. (2) v.

Holorusia conspicabilis, Queensland, SKUSE, P. Linn. Soc. N.S.W. (2) v, 120, n. sp.

✓ *Ischnotoma*, n. g., *Tipulina*, for *Tip. serricornis*, *rubriventris*, Macq., and *Ptilogyne par*, Wlk.; SKUSE, P. Linn. Soc. N.S.W. (2) v, p. 114.

✓ *Lechria*, n. g., near *Gonomyia*, p. 830, for *L. singularis*, n. sp., Australia, p. 831, SKUSE, P. Linn. Soc. N.S.W. (2) iv.

✓ *Leiponeura*, n. g., near *Antocha*, O.-S., p. 795, for *L. gracilis*, p. 796, *brevivena*, p. 797, n. spp., Australia, SKUSE, P. Linn. Soc. N.S.W. (2) iv.

Leptotarsus scutellaris, p. 107, *trivittata*, p. 108, Australia, SKUSE, P. Linn. Soc. N.S.W. (2) v, n. spp.

Limnobia microcephala, Thoms., referred to *Trimicra*; SKUSE, p. 822, P. Linn. Soc. N.S.W. (2) iv.

L. bidentata, Australia, SKUSE, P. Linn. Soc. N.S.W. (2) iv, p. 782, n. sp.

Limnophila leucophæata, p. 840, *obscuripennis*, p. 841, *disposita*, *aureola*, p. 843, *ocellata*, p. 845, *rostrifera*, p. 846, *imitatrix*, p. 847, *antiqua*, p. 849, *interventa*, p. 850, *inordinata*, p. 851, *luctuosa*, p. 854, *levidensis*, p. 855, *lausonensis*, p. 856, *australasiae*, p. 858, Australia, SKUSE, P. Linn. Soc. N.S.W. (2) iv, n. spp.

Macromastix helmsi, p. 132, *mastersi*, p. 133, *constricta*, p. 134, *obscurirostris*, p. 135, *humilis*, p. 136, Australia, SKUSE, P. Linn. Soc. N.S.W. (2) v, n. spp.

Molophilus ruficollis, p. 804, *femoratus*, *helmsi*, p. 805, *notatipennis*, p. 806,

froggatti, p. 807, *montivagus*, *gracilis*, p. 808, *annulipes*, p. 809, *flavonotatus*, p. 810, *translucens*, *canus*, p. 811, *pulchripes*, p. 812, *pervagatus*, *lucidipennis*, p. 813, *longicornis*, p. 814, Australia, SKUSE, P. Linn. Soc. N.S.W. (2) iv, n. spp.

Orimarga australis, p. 793, *inornata*, p. 794, Australia, SKUSE, P. Linn. Soc. N.S.W. (2) iv, n. sp.

Pachyrrhina sp., habits in Indiana; WEBSTER, Ins. Life, iii, p. 12.

P. australasice, Queensland, SKUSE, P. Linn. Soc. N.S.W. (2) v, p. 126, n. sp.

† *Phymatopsis*, n. g., *Tipulina*, p. 97, for *P. nigrirostris*, n. sp., Sydney, p. 98; SKUSE, P. Linn. Soc. N.S.W. (2) v.

† *Platyphasia*, n. g. (*Tipulina*), p. 84, for *P. princeps*, n. sp., Australia, p. 85; SKUSE, P. Linn. Soc. N.S.W. (2) v.

† *Plusiomyia*, n. g. (*Tipulina*), p. 86, for *P. olliffi*, p. 89, *spectabilis*, p. 90, *lineata*, p. 91, *inornata*, p. 92, n. spp., Australia, and including *Pedicia gracilis*, Wlk.; SKUSE, P. Linn. Soc. N.S.W. (2) v.

Ptychoptera contaminata, alimentary canal of; GEHUCHTEN (298).

† *Rhabdomastix*, n. g., near *Gonomyia*, p. 828, for *R. osten-sackeni*, n. sp., Australia, p. 829; SKUSE, P. Linn. Soc. N.S.W. (2) iv.

Rhamphidia communis, p. 788, *fulvithorax*, p. 789, *venusta*, p. 790, *niveitarsis*, p. 791, Australia, SKUSE, P. Linn. Soc. N.S.W. (2) iv, n. spp.

Rhypholophus (*Amphineurus*) *umbraticus*, p. 801, *maculosus*, p. 802, Australia, SKUSE, P. Linn. Soc. N.S.W. (2) iv, n. spp.

Tanyppremna fastidiosa, Australia, SKUSE, p. 69, pl. iv, fig. 3, P. Linn. Soc. N.S.W. (2) v, n. sp.

† *Tasiocera*, n. g., near *Molophilus*, p. 815, for *T. tenuicornis*, p. 816, *gracilis*, p. 817, n. spp., Australia; SKUSE, P. Linn. Soc. N.S.W. (2) iv.

† *Tetraphana*, n. subg. of *Geranomyia*; SKUSE, P. Linn. Soc. N.S.W. (2) iv, p. 778.

Teucholabis meridiana, Australia, SKUSE, p. 798, P. Linn. Soc. N.S.W. (2) iv, n. sp.

† *Thrypticomyia*, n. g., near *Dicranomyia*, p. 774, for *T. aureipennis*, n. sp., Sydney, p. 775; SKUSE, P. Linn. Soc. N.S.W. (2) iv.

Tipula subserricornis, Zett., is *Prionocera turcica*, F., not *T. serricornis*, Zett.; MIK, Wien. ent. Z. ix, p. 154. *T. novaræ*, swarm of; SMITH, Ent. M. M. (2) i, p. 321.

Trentepohlia, notes on the genus and species; SKUSE, pp. 831-833, P. Linn. Soc. N.S.W. (2) iv.

T. australasice, Queensland, SKUSE, p. 834, P. Linn. Soc. N.S.W. (2) iv, n. sp.

Trichocera maculipennis found in mines; notes on the habits and characters of the Swedish *Trichocera*; LAMPA, Ent. Tidskr. xi, pp. 89-94.

† *Triphana*, n. subg. of *Geranomyia*; SKUSE, p. 777, P. Linn. Soc. N.S.W. (2) iv.

Trocholoba australis, Sydney, SKUSE, p. 784, P. Linn. Soc. N.S.W. (2) iv, n. sp.

LEPTIDÆ.

Atherix unicolor, Curt., and *Ptiolina wodzickii*, Frfld., are synonymous ; VERRALL, Ent. xxiii, p. 153.

Hilarimorpha is a *Leptid* ; OSTEN-SACKEN, B. E. Z. xxxv, p. 303.

Leptis funebris, M., characters of ; BECKER, Wien. ent. Z. ix, p. 65.

Ptiolina (sub *Eurytion*) *paradoxa*, Jänn., = (*wodzickii*, Frn.) ; MIK, Wien. ent. Z. ix, p. 154.

ASILIDÆ.

Asilus fasciatus, Fab., note on ; RÖDER, Ent. Nachr. xvi, p. 109.

Ommatius (sub *Asilus*) *chinensis*, Fab., = (*A. flavescens*, Fab.) ; RÖDER, Ent. Nachr. xvi, p. 89.

BOMBYLIIDÆ.

Anthrax hypomelas, larval habits ; *Ins. Life*, ii, pp. 353 & 354, woodcuts. *A.* sp. parasitic on *Agrotis herilis* ; WEBSTER, p. 44, Bull. Dep. Agric. Ent. xxii.

CYRTIDÆ.

Acrocera sp. parasitic on spiders, noticed and figured ; EMERTON, Psyche, v, p. 404.

EMPIDÆ.

Rhamphomyia dispar, Curt., and *Ocydromia glabricula*, Fln., are synonymous ; VERRALL, Ent. xxiii, p. 153.

R. setigera, Saxony, STEIN, Wien. ent. Z. ix, p. 108, n. sp.

Symballophthalmus and *Phoneutisca*, distinctive characters ; BECKER, Wien. ent. Z. ix, p. 35.

Tachista ornatipes, Tyrol, BECKER, Wien. ent. Z. ix, p. 69, n. sp.

Tachydromia mikhii, Gastein, BECKER, Wien. ent. Z. ix, p. 67, n. sp.

DOLICHOPODIDÆ.

Dolichopodidæ : new classification of, with tables of genera in analytical form, suppressing many names and proposing others ; BIGOT (55).

√ *Amblypsilopus*, n. g. ; type, *Psilopus psittacinus*, Lw. ; BIGOT, p. 269, Ann. Soc. Ent. Fr. (6) x.

√ *Aphantotimus*, n. g., p. 375, for *A. willistoni*, *fraterculus*, n. spp., Wisconsin, p. 376 ; WHEELER, Psyche, v,

√ *Calyzochetus*, n. g. ; type, *Sympicnus notatus*, Lw. ; BIGOT, p. 282, Ann. Soc. Ent. Fr. (6) x.

Chrysotimus pusio, ♂ described ; WHEELER, p. 374, Psyche, v.

Chrysotus femoratus, Chili, *rostratus*, Ceylon, BIGOT, p. 295, Ann. Soc. Ent. Fr. (6) x; *C. wisconsinensis*, p. 356, *pratimcola*, *choricus*, p. 357, N. America, WHEELER, Psyche, v : n. spp.

Diaphorus satrapa, p. 359, *palpiger*, *rauterbergi*, p. 360, N. America, WHEELER, Psyche, v, n. spp.

Dolichopus albiciliatus, *incongruus*, p. 338, *flagellitenens*, p. 339, *henshawii*, p. 340, *germanus*, p. 341, N. America, WHEELER, Psyche, v, n. spp.

√ *Eudasypus*, n. g.; type, *Psilopus senegalensis*, Macq.; BIGOT, p. 268, Ann. Soc. Ent. Fr. (6) x.

√ *Gymnoceromyia*, n. g., for *G. andicola*, n. sp., Chili; BIGOT, p. 293, Ann. Soc. Ent. Fr. (6) x.

Gymnopternus poenitens, Wisconsin, WHEELER, p. 355, Psyche, v, n. sp.

Hydrophorus philombrius, Wisconsin, WHEELER, p. 378, Psyche, v; *H. infuscatus*, Chili, BIGOT, p. 294, Ann. Soc. Ent. Fr. (6) x : n. spp.

Mesorhaga torquata, Ceylon, BIGOT, p. 294, Ann. Soc. Ent. Fr. (6) x, n. sp.

Neurigona picticornis, New Caledonia, BIGOT, p. 293, Ann. Soc. Ent. Fr. (6) x, n. sp.

√ *Oariopherus*, n. g.; type, *Psilopus tuberculicornis*, Macq.; BIGOT, p. 270, Ann. Soc. Ent. Fr. (6) x.

√ *Paragymnopternus*, n. g., for part of *Gymnopternus*; BIGOT, p. 281, Ann. Soc. Ent. Fr. (6) x.

√ *Peloroopedes*, n. g., p. 373, for *P. salax*, n. sp., Wisconsin, p. 374, WHEELER, Psyche, v.

Peodes dichromatus, Chili, BIGOT, p. 295, Ann. Soc. Ent. Fr. (6) x, n. sp.

Pacilobothrus mexicanus, redescribed; BIGOT, p. 294, Ann. Soc. Ent. Fr. (6) x.

√ *Psilopodinus*, n. g., near *Psilopus*, p. 289, for the following n. spp., viz.: *polychroma*, Haity, p. 289, *gemma*, Java, p. 290, *dialithus*, Celebes, p. 291, BIGOT, Ann. Soc. Ent. Fr. (6) x.

Psilopus lacteitarsis, Becker, is distinct from *lesinensis*, Mik; MIK, Wien. ent. Z. ix, p. 157. *P. costæ*, n. n. for *eximius*, Costa, *nec* Wlk.; *id. t. c.* p. 158.

P. atereus, Ternate, p. 283, *setipes*, Indian Archipelago, *armipes*, Bahia, p. 284, *trichosoma*, Brazil, *angulosus*, Australia, *armillatus*, Ceylon, p. 285, *appendiculatus*, Burma, p. 286, *fuscopennatus*, Borneo, *albilimbatus*, W. Africa, p. 287, *noumeanus*, New Caledonia, *chromatipes*, New Guinea, p. 288, BIGOT, Ann. Soc. Ent. Fr. (6) x, n. spp.

√ *Spathichira*, n. g., for *S. pulchrimanus*, n. sp., N. America; BIGOT, p. 292, Ann. Soc. Ent. Fr. (6) x.

√ *Spathiopsilopus*, n. g., for *S. papuasinus*, n. sp., New Guinea; BIGOT, p. 283, Ann. Soc. Ent. Fr. (6) x.

√ *Spathitarsus*, n. g.; type, *Dolichopus discipes*, Ahr.; BIGOT, Ann. Soc. Ent. Fr. (6) x, p. 276.

Xyphandrium discolor, Chili, BIGOT, p. 292, Ann. Soc. Ent. Fr. (6) x, n. sp.

LONCHOPTERIDÆ.

Lonchoptera scutellata, Saxony, STEIN, Wien. ent. Z. ix, p. 109, n. sp.

SYRPHIDÆ.

Eristalis tenax, habits noticed; Ent. Am. vi, p. 126: habits in N. America; HAMILTON (346): in New Zealand; HUDSON, Tr. N. Z. Inst. xxii, p. 187, and SMITH, Ent. M. M. (2) i, p. 240.

Pipizella biguttata, Curt., and *flavitaris*, Mg., are synonymous; VERRALL, Ent. xxiii, p. 153.

Volucella bombylans, its two varr.; BLATHWAYT, Ent. M. M. (2) i, p. 109.

CESTRIDÆ.

Hypoderma bovis attacking man: CALANDRUCCIO, Atti Acc. Gioen. (4) ii, p. 135: larval habits; CURTICE, Ins. Life, ii, p. 207. *H. lineata*, notes on; BRAUER, Verh. z.-b. Wien, xl, pp. 509-515.

TACHINIDÆ, MUSCIDÆ, and SARCOPHAGIDÆ.

Embryology of *Muscidæ*; GRABER (321).

↓ *Anisia*, n. g., p. 186, for the following new species, viz.: *inflexa*, p. 188, *rubripes*, *cineraria*, p. 189, *pallidipalpis*, *fulvipennis*, pl. iv, fig. 15, *ruficoxa*, p. 190, *pulicaria*, *neglecta*, p. 191, *stolida*, *trifilata*, *ægrotæ*, p. 192, *intrusa*, *signata*, *nigella*, p. 193, *candicans*, *congerens*, p. 194, *morionella*, *pullata*, *inepta*, p. 195, *accedens*, *peregrina*, p. 196, *futua*, *nigrithorax*, *obscurifrons*, p. 197, *aberrans*, *macroptera*, p. 198, *mucorea*, *conspersa*, p. 199, *niveo-marginata*, *umbrina*, *opaca*, p. 200, *gagatina*, *nicrocincta*, *remissa*, p. 201, *approximata*, *palposa*, p. 202, *ciliata*, *ophthalmica*, *similis*, p. 203, *misella*, *infima*, p. 204, all from Mexico; WULP, Biol. Centr. Am. Dipt. ii.

Baumhaueria discrepans, Mexico; WULP, p. 115, Biol. Centr. Am. Dipt. ii, n. sp.

Brachycoma laticeps, *afra*, p. 92, *foveata*, pl. iii, fig. 12, *robusta*, p. 93, *ruficauda*, *trifida*, p. 94, *pygmaea*, *biseriata*, *pallidula*, p. 95, *sublucens*, *subtilipalpis*, p. 96, *fimbriata*, *irregularis*, p. 97, *nigripalpis*, *barbatula*, p. 98, *incompta*, *longicornis*, p. 99, *striatella*, *cineracea*, p. 100, *spuria*, p. 101, Mexico, WULP, Biol. Centr. Am. Dipt. ii, n. spp.

Calliphora erythrocephala, anatomy and development; LOWNE (492).

↓ *Celatoria*, n. g., near *Baumhaueria*, for *C. crawii*, n. sp., N. America on *Diabrotica soror*; COQUILLET, p. 235, Ins. Life, ii.

↓ *Cenosoma*, n. g., p. 166, for *C. signifera*, n. sp., Mexico, p. 167, pl. iv, fig. 13; WULP, Biol. Centr. Am. Dipt. ii.

Clista muscaformis, Mexico, WULP, p. 207, pl. iv, fig. 18, Biol. Centr. Am. Dipt. ii, n. sp.

Cephalia onusta, pl. iii, fig. 4, *obesula*, fig. 3, p. 46, *ochriventris*, p. 47, Mexico, WULP, Biol. Centr. Am. Dipt. ii, n. spp.

✓ *Crossocosmia*, n. g., for *Ugimyia sericariae*, Rond.; MIK, Wien. ent. Z. ix, p. 313.

Degeeria nigrocostalis, pl. iv, fig. 10, *nitidiuscula*, p. 151, *basalis*, *hyalini-pennis*, p. 152, *nigricans*, *magnicornis*, *compressa*, pl. iv, fig. 9, p. 153, Mexico, *monochroma*, *leuccocyca*, p. 154, *nervosa*, *albomarginata*, *longipes*, p. 155, Mexico, WULP, Biol. Centr. Am. Dipt. ii, n. spp.

✓ *Didyma*, n. g., near *Degeeria*, p. 156, for the following n. spp. from Mexico, viz., *mæsta*, *nigricolor*, *ambulatrica*, p. 158, *otiosa*, *basilaris*, p. 159, *modesta*, *exigua*, p. 160, *timida*, *vagabunda*, *prompta*, p. 161, *pullula*, *albomicans*, p. 162, *inconspicua*, *commixta*, p. 163, *fuliginipennis*, *validinervis*, p. 164, *pavida*, *volucris*, p. 165, WULP, Biol. Centr. Am. Dipt. ii.

✓ *Distichona*, n. g., for *D. varia*, n. sp., Mexico, pl. iii, fig. 2; WULP, p. 44, Biol. Centr. Am. Dipt. ii.

Echinomyia magna, p. 457, *bellardii*, p. 458, *rondanii*, p. 459, *autumnalis*, p. 460, Italy, GIGLIO-TOS, Atti Acc. Tor. xxv, and Boll. Mus. Tor. No. 78 : n. spp.

Exorista (sub *Masipoda*) *geminata*, Br. & Berg., = (*latimana*, Wulp); WULP, Tijdschr. Ent. xxxiii, p. cxxix.

E. obscurata, p. 62, *unicolor*, *ochracea*, p. 63, *cæruleiventris*, *ordinaria*, *brevis*, p. 64, Mexico, *elongata*, Costa Rica, *hispida*, p. 65, *rubricornis*, *latevittata*, p. 66, *tricolor*, pl. iii, fig. 9, *latimana*, fig. 10, p. 67, *consobrina*, *sororcula*, p. 68, *flavirostris*, fig. 7, *interstincta*, p. 69, *trivittata*, *nigricauda*, *angustata*, p. 70, *exilis*, *ignobilis*, p. 71, *humilis*, *naura*, p. 72, *glabricula*, *tenuipalpis*, p. 73, *flavicans*, *griseomicans*, p. 74, Mexico, WULP, Biol. Centr. Am. Dipt. ii, n. spp.

Fabricia nigripalpis, N. Italy, GIGLIO-TOS, Atti Acc. Tor. xxv, p. 460, and Boll. Mus. Tor. No. 78, n. sp.

Gonia foersteri, note on; SIEBECK, Ent. Nachr. xvi, p. 206.

Hematobia, structure of mouth, &c.; SMITH, Psyche, v, pp. 343-347.

Hypostena leucophæa, p. 141, *blandita*, pl. iv, fig. 4, *concinna*, p. 142, *elegans*, *obumbrata*, p. 143, *pilosa*, fig. 7, *umbripennis*, p. 144, *melaleuca*, fig. 6, *cylindriventris*, p. 145, *quadristriata*, fig. 5, *tubinata*, *strigosa*, p. 146, Mexico, *flavocalyptrata*, fig. 8, *deplanata*, p. 147, Costa Rica, *immunda*, *minima*, Mexico, *albocingulata*, Costa Rica, p. 148, *subtilis*, *nubilosa*, p. 149, Mexico, WULP, Biol. Centr. Am. Dipt. ii, n. spp.

Labidigaster furcata, Mexico, WULP, p. 131, Biol. Centr. Am. Dipt. ii, n. sp.

✓ *Lasiona*, n. g., near *Exorista*, p. 127, for *L. multisetosa*, n. sp., Costa Rica, p. 128, pl. iii, fig. 20; WULP, Biol. Centr. Am. Dipt. ii.

Leucostoma gravipes, Mexico, WULP, p. 207, Biol. Centr. Am. Dipt. ii, n. sp.

Lucilia sp., larva in orbit of *Bufo vulgaris* described; MEINERT, Ent. Med. ii, pp. 89-96, woodcuts.

Macquartia setiventris, p. 129, pl. iii, fig. 21, *acuminata*, *venusta*, *versicolor*, p. 130, Mexico, WULP, Biol. Centr. Am. Dipt. ii, n. spp.

Masicera luctuosa, *strigata*, p. 105, *sodalis*, *abdominalis*, *tantilla*, p. 106, *inquinata*, *impedita*, p. 107, *pumila*, *picta*, pl. iii, fig. 13, p. 108, *bistrigata*,

normula, p. 109, *fraudentula*, *piliseta*, *subpilosa*, p. 110, *trichoneura*, p. 111, *flavescens*, *bilineata*, *curta*, p. 112, *dejecta*, *sordida*, p. 113, *calcarata*, p. 114, Mexico, WULP, Biol. Centr. Am. Dipt. ii, n. spp.

Meigenia albidula, pl. iii, fig. 6, *flaviventris*, p. 59, *gratiosa*, p. 60, Mexico, WULP, Biol. Centr. Am. Dipt. ii, n. spp.

Metopia perpendicularis, Mexico, WULP, p. 115, pl. iii, fig. 18, Biol. Centr. Am. Dipt. ii, n. sp.

Miltogramma trilineata, *fulvicornis*, *erythrura*, p. 89, *sarcophagina*, p. 90, Mexico, WULP, Biol. Centr. Am. Dipt. ii, n. spp.

Musca vomitoria in New Zealand; HUDSON, Tr. N. Z. Inst. xxii, p. 188. *M. alliorum*, habits, &c.; RASPAIL, Bull. Soc. Z. Fr. xv, p. 147 (n. sp.?).

Myobia: *Deacia diadema*, Wied., figured, pl. iv, fig. 2, described and referred to this genus; WULP, p. 137, Biol. Centr. Am. Dipt. ii.

M. flavicornis, pl. iv, fig. 1, *succincta*, p. 133, *grata*, *scurra*, p. 134, *lepida*, *argenteiceps*, p. 135, *opima*, *angulata*, p. 136, *longipalpis*, p. 138, Mexico, WULP, Biol. Centr. Am. Dipt. ii, n. spp.

†*Myothyria*, n. g., for *M. trichosoma*, *majorina*, *degeeroides*, n. spp., Centr. America, WULP, p. 208, Biol. Centr. Am. Dipt. ii.

†*Mystacella*, n. g., near *Nemoræa*, p. 51, for *M. rubriventris*, p. 52, *lugubris*, *violacea*, p. 53, *lineata*, p. 54, *solita*, *adjuncta*, p. 55, *tessellata*, *postera*, p. 56, *fuscicostalis*, pl. iii, fig. 5, *flavifrons*, fig. 27, *subcyanæa*, *setulosa*, p. 58, n. spp., Mexico; WULP, Biol. Centr. Am. Dipt. ii.

Nemoræa variegata, *obscurælla*, p. 48, *förreri*, p. 49, pl. ii, fig. 21, *smithi*, *intermedia*, p. 50, Mexico, WULP, Biol. Centr. Am. Dipt. ii, n. spp.

†*Neoptera*, n. g., p. 165, for *N. rufa*, n. sp., Mexico, p. 166, pl. iv, fig. 11; WULP, Biol. Centr. Am. Dipt. ii.

†*Philornis*, n. g., for *P. molesta*, n. sp. (larva living on young birds in Brazil); MEINERT, Vid. Medd. 1889, pp. 304–317, pl. vi.

Phorocera tenebricosa, Mexico, *nigrita*, pl. iii, fig. 11, Costa Rica, p. 77, *carbonaria*, *parvula*, p. 78, *atriceps*, *rufilabris*, p. 79, *xanthura*, *fulviceps*, p. 80, *nigrifrons*, *cinerea*, p. 81, *cylindrata*, *immaculata*, p. 82, *flavicauda*, *muscaria*, p. 83, *sobrina*, *setigera*, *macra*, p. 84, *appendiculata*, *scutellaris*, p. 85, *linearis*, p. 86, Mexico, WULP, Biol. Centr. Am. Dipt. ii, n. spp.

Plagia setifrons, p. 101, *americana*, pl. iii, fig. 19, *rigidirostris*, p. 102, *incognita*, p. 103, Mexico, WULP, Biol. Centr. Am. Dipt. ii, n. spp.

†*Polygaster*, n. g., for *P. egregia*, n. sp., Mexico, pl. iv, fig. 3, WULP, p. 139, Biol. Centr. Am. Dipt. ii.

†*Prospheya*, n. g., near *Phorocera*, p. 116, for the following n. spp. from Mexico, viz.: *æmulans*, p. 117, pl. iii, fig. 14, *ochricauda*, *trifasciata*, p. 118, *ingloria*, *comosa*, p. 119, *contigua*, *crebra*, p. 120, *ruffrons*, *vilis*, *albifacies*, p. 121, *macilenta*, *apicalis*, p. 122, *rectinervis*, *minuta*, fig. 16, p. 123, *serotina*, *parvipalpis*, fig. 15, *balteata*, p. 124, *plagioides*, p. 125; WULP, Biol. Centr. Am. Dipt. ii.

Rhinophora levigata, Mexico, WULP, p. 205, pl. iv, fig. 17, Biol. Centr. Am. Dipt. ii, n. sp.

Rhynchista (sub *Macquartia*) *monticola*, Egg., and *prolixa*, Meig., distinguished, the former = (*longipes*, Rond.); MIK, Wien. ent. Z. ix, p. 156.

Sarcophaga clathrata, hæmorrhœa, biological note on ; MIK, Wien. ent. Z. ix, p. 153. *Sarcophaga*, sp. reared from bot-fly-like larvæ in the box-turtle ; WHEELER (915).

Siphona futilis, p. 125, *diluta*, p. 126, Mexico, WULF, Biol. Centr. Am. Dipt. ii, n. spp.

√*Sphærina*, n. g., near *Clytia*, for *S. nitidula*, n. sp., Mexico, pl. iv, fig. 16 ; WULF, p. 205, Biol. Centr. Am. Dipt. ii.

√*Telothyria*, n. g., near *Mystacella* and *Brachycoma*, p. 167, for the following n. spp., viz. : *nubecula*, *adscripta*, p. 170, *disgrega*, *relicta*, p. 171, *rufo-striata*, *fimbriocrura*, p. 172, *connexa*, *humeralis*, *hamata*, p. 173, *pollens*, *forticula*, p. 174, *trifurca*, *rasisis*, p. 175, *vaciva*, *dissepta*, *recondita*, p. 176, *comata*, *curva*, *lugens*, p. 177, *costalis*, *rava*, p. 178, *striolata*, *fasciata*, p. 179, *ochrifrons*, *murina*, *assimulata*, p. 180, *remota*, *sublineata*, p. 181, *ovata*, *cupreiventris*, pl. iv, fig. 14, *placida*, p. 182, *illucens*, *argenti-frons*, p. 183, *occulta*, *carinata*, *vicina*, p. 184, *refuga*, *pacata*, p. 185, all from Mexico, WULF, Biol. Centr. Am. Dipt. ii.

Trixa obsoleta, p. 87, *differens*, p. 88, Mexico, WULF, Biol. Centr. Am. Dipt. ii, n. sp.

Ugimya : habits and structure of larva discussed ; MEINERT (522, 523), and Ent. Med. ii, p. 162 [cf. also *Crossocosmia*].

The following are the new genera and species contained in BRAUER & BERGENSTAMM'S work, arranged in the order thereof :—

√*Dexodes*, n. g., *Masiceratidæ*, for *spectabilis*, Meig. ; BRAUER & BERGENSTAMM, p. 87, Denk. Ak. Wien, lvi.

√*Chrysotachina*, n. g., *Masiceratidæ*, for *T. rheinwarti*, Wied. ; BRAUER & BERGENSTAMM, p. 161, Denk. Ak. Wien, lvi.

√*Megalochæta*, n. g., *Masiceratidæ*, p. 87, for *M. eggeri*, n. sp., Europe, p. 164 ; BRAUER & BERGENSTAMM, Denk. Ak. Wien, lvi.

√*Paruexorista*, n. g., *Masiceratidæ*, for *chelonæ*, Rdi. ; BRAUER & BERGENSTAMM, p. 87, Denk. Ak. Wien, lvi.

√*Hemimasicera*, n. g., *Masiceratidæ*, for *ferruginea*, Rdi. ; BRAUER & BERGENSTAMM, p. 87, Denk. Ak. Wien, lvi.

√*Pezopsis*, n. g., *Masiceratidæ*, for *tibialis*, Mg. ; BRAUER & BERGENSTAMM, p. 88, Denk. Ak. Wien, lvi.

√*Pelmatomyia*, n. g., *Masiceratidæ*, for *Exorista phalanaria*, Rdi. ; BRAUER & BERGENSTAMM, p. 88, Denk. Ak. Wien, lvi.

√*Bavaria*, n. g., *Masiceratidæ*, p. 88, for *B. mirabilis*, n. sp., Bavaria, p. 164 ; BRAUER & BERGENSTAMM, Denk. Ak. Wien, lvi.

√*Lophyromyia*, n. g., *Masiceratidæ*, p. 89, for *L. clausa*, n. sp., Europe, p. 164, BRAUER & BERGENSTAMM, Denk. Ak. Wien, lvi.

√*Thelyconychia*, n. g., *Masiceratidæ*, p. 89 ; type, *solivaga*, Rdi. ; BRAUER & BERGENSTAMM, Denk. Ak. Wien, lvi.

√*Ptychomyia*, n. g., *Phoroceratidæ*, for *selecta*, Mg. ; BRAUER & BERGENSTAMM, Denk. Ak. Wien, lvi, p. 89.

√*Pentamyia*, n. g., *Phoroceratidæ*, p. 90, for *P. parva*, n. sp., Europe, p. 164, BRAUER & BERGENSTAMM, Denk. Ak. Wien, lvi.

↓ *Prosopodes*, n. g., *Phoroceratidae*, for *fugax*, Rdi. ; BRAUER & BERGENSTAMM, p. 90, Denk. Ak. Wien, lvi.

↓ *Staurochata*, n. g., *Phoroceratidae*, for *gracilis*, Egg. ; BRAUER & BERGENSTAMM, p. 90, Denk. Ak. Wien, lvi.

↓ *Paraphorocera*, n. g., *Phoroceratidae*, p. 90, for *P. tincta*, n. sp., Europe, p. 165, BRAUER & BERGENSTAMM, Denk. Ak. Wien, lvi.

↓ *Paraerynnia*, n. g., *Phoroceratidae*, for *vibrissata*, Rdi. ; BRAUER & BERGENSTAMM, p. 91, Denk. Ak. Wien, lvi.

✓ *Amphichata*, n. g., *Phoroceratidae*, for *bicincta*, Mg. ; BRAUER & BERGENSTAMM, p. 91, Denk. Ak. Wien, lvi.

↓ *Tritochata*, n. g., *Phoroceratidae*, p. 92, for *T. prosopoides*, n. sp., Europe, p. 165 ; BRAUER & BERGENSTAMM, Denk. Ak. Wien, lvi.

↓ *Pseudoperichata*, n. g., *Phoroceratidae*, p. 92, for *P. major*, n. sp. (not described) ; BRAUER & BERGENSTAMM, Denk. Ak. Wien, lvi.

✓ *Ceratochata*, n. g., *Phoroceratidae*, p. 92, for *C. prima*, n. sp., Austria, p. 165 ; BRAUER & BERGENSTAMM, Denk. Ak. Wien, lvi.

↓ *Pseudophorocera*, n. g., *Phoroceratidae*, p. 92, for *P. setigera*, n. sp., Europe, p. 165 ; BRAUER & BERGENSTAMM, Denk. Ak. Wien, lvi.

✓ *Hypochata*, n. g., *Phoroceratidae*, for *longicornis*, Schin. ; BRAUER & BERGENSTAMM, p. 93, Denk. Ak. Wien, lvi.

✓ *Myiopharus*, n. g., *Phoroceratidae*, for *M. metopia*, n. sp., Mexico ; BRAUER & BERGENSTAMM, p. 161, Denk. Ak. Wien, lvi.

↓ *Diplostichus*, n. g., *Phoroceratidae*, p. 93, for *D. tenthredinum*, n. sp., Europe, p. 165 ; BRAUER & BERGENSTAMM, Denk. Ak. Wien, lvi.

✓ *Leptochata*, n. g., *Phoroceratidae*, p. 95, for *L. ptilopareia*, n. sp., Europe, p. 165 ; BRAUER & BERGENSTAMM, Denk. Ak. Wien, lvi.

✓ *Podomyia*, n. g., *Blepharipoda*, for *Eurygaster setosa*, Dol. ; BRAUER & BERGENSTAMM, p. 96, Denk. Ak. Wien, lvi.

✓ *Blepharipoda*, n. g., for *scutellata*, R. D. ; BRAUER & BERGENSTAMM, p. 96, Denk. Ak. Wien, lvi.

✓ *Masipoda*, n. g., *Blepharipoda*, for *M. geminata*, n. sp., Mexico ; BRAUER & BERGENSTAMM, p. 162, Denk. Ak. Wien, lvi.

✓ *Argyrophylax*, n. g., *Blepharipoda*, for *T. albincisa*, Wd. ; BRAUER & BERGENSTAMM, p. 163, Denk. Ak. Wien, lvi.

✓ *Trixomorpha*, n. g., *Blepharipoda*, for *T. indica* (Wied.), n. sp. ; BRAUER & BERGENSTAMM, p. 163, Denk. Ak. Wien, lvi.

↓ *Crypsina*, n. g., *Blepharipoda*, for *C. prima*, n. sp., Australia, not described ; BRAUER & BERGENSTAMM, p. 97, Denk. Ak. Wien, lvi.

✓ *Sisyropa*, n. g., *Blepharipoda*, for *thermophila*, Wd. ; BRAUER & BERGENSTAMM, p. 163, Denk. Ak. Wien, lvi.

↓ *Willistonina*, n. g., *Willistonidae*, for *esuriens*, F. Wd. ; BRAUER & BERGENSTAMM, p. 97, Denk. Ak. Wien, lvi.

↓ *Goniophana*, n. g., *Willistonidae*, for *Gonia heterocera*, Mcq. ; BRAUER & BERGENSTAMM, p. 97, Denk. Ak. Wien, lvi.

↓ *Eutachina*, n. g., *Eutachinidae*, for *larvarum*, Rdi. ; BRAUER & BERGENSTAMM, p. 98, Denk. Ak. Wien, lvi.

- ✓ *Chatotachina*, n. g., *Eutachinidæ*, for *rustica*, Fall. ; BRAUER & BERGENSTAMM, p. 98, Denk. Ak. Wien, lvi.
 ✓ *Lomatucantha*, n. n. for *Lomachantha*, Rdi. ; BRAUER & BERGENSTAMM, p. 98, Denk. Ak. Wien, lvi.
 ✓ *Stomatomyia*, n. g., *Rhinometopiidæ*, for *filipalpis*, Rdi. ; BRAUER & BERGENSTAMM, p. 98, Denk. Ak. Wien, lvi.
 ✓ *Chatomera*, n. g., *Germariidæ*, p. 99, for *C. fumipennis*, n. sp., Austria, p. 165 ; BRAUER & BERGENSTAMM, Denk. Ak. Wien, lvi.
 ✓ *Atractochata*, n. g., *Germariidæ*, for *A. græca*, n. sp. (not described) ; BRAUER & BERGENSTAMM, p. 100, Denk. Ak. Wien, lvi.
 ✓ *Dolichocolon*, n. g., *Germariidæ*, p. 100, for *D. paradoxum*, n. sp., Dalmatia, p. 165 ; BRAUER & BERGENSTAMM, Denk. Ak. Wien, lvi.
 ✓ *Pseudogonia*, n. g., *Goniidæ*, for *cinerascens*, Rdi. ; BRAUER & BERGENSTAMM, p. 100, Denk. Ak. Wien, lvi.
 ✓ *Onychogonia*, n. g., *Goniidæ*, for *interrupta*, Rdi. ; BRAUER & BERGENSTAMM, p. 100, Denk. Ak. Wien, lvi.
 ✓ *Ptilopareia*, n. g., *Plagiidæ*, for *marginata*, Meig. ; BRAUER & BERGENSTAMM, p. 101, Denk. Ak. Wien, lvi.
 ✓ *Gymnopareia*, n. g., *Thryptoceratidæ* (cf. MIK, Wien. ent. Z. ix, p. 155), for *crassicornis*, Mg. ; BRAUER & BERGENSTAMM, p. 103, Denk. Ak. Wien, lvi.
 ✓ *Trichopareia*, n. g., *Thryptoceratidæ* (cf. MIK, Wien. ent. Z. ix, p. 155), for *seria*, Mg. ; BRAUER & BERGENSTAMM, p. 103, Denk. Ak. Wien, lvi.
 ✓ *Admontia*, n. g., *Thryptoceratidæ*, p. 104, for *A. podomyia*, n. sp., S. E. Europe, p. 166 ; BRAUER & BERGENSTAMM, Denk. Ak. Wien, lvi.
 ✓ *Urophylla*, n. g., *Thryptoceratidæ*, p. 104, for *U. leptotricha*, n. sp., Austria, p. 166, and *hemichata*, Sicily, p. 104 ; BRAUER & BERGENSTAMM, Denk. Ak. Wien, lvi.
 ✓ *Discochæta*, n. g., *Thryptoceratidæ*, for *muscaria*, Fl. ; BRAUER & BERGENSTAMM, p. 104, Denk. Ak. Wien, lvi.
 ✓ *Ptychoneura*, n. g., *Thryptoceratidæ*, for *Tachina ruftarsis*, Mg. ; BRAUER & BERGENSTAMM, p. 104, Denk. Ak. Wien, lvi.
 ✓ *Arrhinomyia*, n. g., *Thryptoceratidæ* ; type, *separata*, Mg. ; BRAUER & BERGENSTAMM, p. 105, Denk. Ak. Wien, lvi.
 ✓ *Blepharomyia*, n. g., *Thryptoceratidæ*, for *amplicornis*, Zett. ; BRAUER & BERGENSTAMM, p. 105, Denk. Ak. Wien, lvi.
 ✓ *Stauferia*, n. g., *Thryptoceratidæ*, p. 105, for *S. diaphana*, n. sp., Austria, p. 166, BRAUER & BERGENSTAMM, Denk. Ak. Wien, lvi.
 ✓ *Anachatopsis*, n. g., *Thryptoceratidæ*, for *ocyppterina*, Zett. ; BRAUER & BERGENSTAMM, Denk. Ak. Wien, lvi, p. 106.
 ✓ *Amedoria*, n. g., forming the group *Amedoriidæ*, for *medorina*, Schin. ; BRAUER & BERGENSTAMM, p. 106, Denk. Ak. Wien, lvi.
 ✓ *Thelymorpha*, n. g., *Baumheriidæ*, for *vertiginosa*, Fall. ; BRAUER & BERGENSTAMM, Denk. Ak. Wien, lvi, p. 107.
 ✓ *Thrixion*, n. g., *Baumheriidæ*, for *aberrans*, Schin. ; BRAUER & BERGENSTAMM, Denk. Ak. Wien, lvi.

√ *Macroprosopa*, n. g., *Lowiidae*, for *atrata*, Fall.; BRAUER & BERGENSTAMM, Denk. Ak. Wien, lvi.

√ *Epolia*, n. g., *Miltogrammidae*, p. 113, for *E. velox*, n. sp., E. Africa, p. 166, BRAUER & BERGENSTAMM, Denk. Ak. Wien, lvi.

√ *Hesperomyia*, n. g., *Miltogrammidae*, p. 114, for *H. erythrocerata*, n. sp., Texas, not described; BRAUER & BERGENSTAMM, Denk. Ak. Wien, lvi.

√ *Eumetopia*, n. g. (cf. MIK, Wien. ent. Z. ix, p. 155), *Miltogrammidae*, for *fastuosa*, Mg.; BRAUER & BERGENSTAMM, Denk. Ak. Wien, lvi, p. 114.

√ *Brachymera*, n. g., *Paramacronychiidae*, for *letocha*, Mik; BRAUER & BERGENSTAMM, p. 116, Denk. Ak. Wien, lvi.

√ *Rhaphiocheta*, n. g., *Paramacronychiidae*, for *brevisetata*, Zett.; BRAUER & BERGENSTAMM, p. 116, Denk. Ak. Wien, lvi.

√ *Paramacronychia*, n. g., *Paramacronychiidae*, for *flavipalpis*, Girsch.; BRAUER & BERGENSTAMM, p. 116, Denk. Ak. Wien, lvi.

√ *Pachyophthalmus*, n. g., *Paramacronychiidae*, for *signatus*, Mg.; BRAUER & BERGENSTAMM, p. 117, Denk. Ak. Wien, lvi.

√ *Pododexia*, n. g., *Macronychiidae*, p. 117, for *P. arachna*, n. sp., Madagascar, p. 166; BRAUER & BERGENSTAMM, Denk. Ak. Wien, lvi.

√ *Macrometopa*, n. g., *Macronychiidae*, p. 117, for *M. mexicana*, n. sp., Mexico, p. 166; BRAUER & BERGENSTAMM, Denk. Ak. Wien, lvi.

√ *Angiorhina*, n. g., *Macronychiidae*, for *F. crudelis*, Wied; BRAUER & BERGENSTAMM, p. 163, Denk. Ak. Wien, lvi.

√ *Dolichodexia*, n. g., *Dexiidae*, p. 118, for *D. rufipes*, n. sp., Amasia, p. 167; BRAUER & BERGENSTAMM, Denk. Ak. Wien, lvi.

√ *Homalostoma*, n. g., *Dexiidae*, for *forte*, Rdi.; BRAUER & BERGENSTAMM, p. 118, Denk. Ak. Wien, lvi.

√ *Atropidomyia*, n. g., *Dexiidae*, for *parvula*, Port.; BRAUER & BERGENSTAMM, p. 118, Denk. Ak. Wien, lvi.

√ *Clinoneura*, n. g., *Dexiidae*, for *D. rubriventris*, Mcq.; BRAUER & BERGENSTAMM, p. 119, Denk. Ak. Wien, lvi.

√ *Sardiocera*, n. g., *Dexiidae*, p. 119, for *S. valida*, n. sp., N. America, p. 167; BRAUER & BERGENSTAMM, Denk. Ak. Wien, lvi.

√ *Tropidomyia*, n. g., *Dexiidae*, p. 119, for *T. macronychia*, n. sp., Syria, p. 167; BRAUER & BERGENSTAMM, Denk. Ak. Wien, lvi.

√ *Ptilodexia*, n. g., *Dexiidae*, p. 119, for *P. carolinensis*, n. sp., N. America, p. 167; BRAUER & BERGENSTAMM, Denk. Ak. Wien, lvi.

√ *Myiomima*, n. g., *Dexiidae*, p. 119, for *M. sarcophagina*, n. sp., Centr. America, p. 167; BRAUER & BERGENSTAMM, Denk. Ak. Wien, lvi.

Hystrisiphona pseudohystricia, Mexico, BRAUER & BERGENSTAMM, p. 167, Denk. Ak. Wien, lvi, n. sp.

√ *Eudexia*, n. g., *Dexiidae*, p. 120, for *E. goliath*, n. sp., Venezuela, p. 167; BRAUER & BERGENSTAMM, Denk. Ak. Wien, lvi.

√ *Gymnobasis*, n. g., *Dexiidae*, for *microcera*, Rdi.; BRAUER & BERGENSTAMM, p. 120, Denk. Ak. Wien, lvi.

√ *Peyritschia*, n. g., *Sarcophagidae*, for *nigricornis*, Egg.; BRAUER & BERGENSTAMM, p. 121, Denk. Ak. Wien, lvi.

√ *Tapinomyia*, n. g., *Sarcophagidæ*, p. 121, for *T. piliseta*, n. sp., Austria, p. 168, BRAUER & BERGENSTAMM, Denk. Ak. Wien, lvi.

√ *Rhinomorinia*, n. g., *Sarcophagidæ*, for *sarcophagina*, Schin.; BRAUER & BERGENSTAMM, p. 123, Denk. Ak. Wien, lvi.

√ *Ptilozeucia*, n. g., *Sarcophagidæ*, for *brevicornis*, Egg.; BRAUER & BERGENSTAMM, p. 123, Denk. Ak. Wien, lvi.

√ *Wohlfahrtia*, n. g., *Sarcophagidæ*, for *magnifica*, S., &c.; BRAUER & BERGENSTAMM, p. 123, Denk. Ak. Wien, lvi.

√ *Angiometopa*, n. g., *Sarcophagidæ*, for *ruralis*, Fll.; BRAUER & BERGENSTAMM, p. 123, Denk. Ak. Wien, lvi.

Enggops macronyx, Europe, BRAUER & BERGENSTAMM, p. 168, Denk. Ak. Wien, lvi, n. sp.

√ *Heteronychia*, n. g., *Sarcophagidæ*, p. 124, for *H. chaetoneura*, n. sp., Austria, p. 168; BRAUER & BERGENSTAMM, Denk. Ak. Wien, lvi.

√ *Sarcophilodes*, n. g., *Sarcophagidæ*, for *S. pusilla*, Wied.; BRAUER & BERGENSTAMM, p. 164, Denk. Ak. Wien, lvi.

√ *Stomatodezia*, n. g., *Paradexiidæ*, for *cothurnata*, Wd.; BRAUER & BERGENSTAMM, p. 125, Denk. Ak. Wien, lvi.

√ *Chatogyne*, n. g., *Paradexiidæ*, for *vexans*, Wd.; BRAUER & BERGENSTAMM, p. 125, Denk. Ak. Wien, lvi.

√ *Pseudoformosia*, n. g., *Paradexiidæ*; type, *Formosia obscuripennis*, Big., litt.; BRAUER & BERGENSTAMM, p. 126, Denk. Ak. Wien, lvi.

√ *Mochlosoma*, n. g., *Paradexiidæ*, p. 126, for *M. validum* (Say), n. sp., N. America and Mexico, p. 168; BRAUER & BERGENSTAMM, Denk. Ak. Wien, lvi.

√ *Rhynchodinera*, n. g., *Paradexiidæ*, p. 126, for *R. cinerascens*, n. sp., Sicily, p. 168; BRAUER & BERGENSTAMM, Denk. Ak. Wien, lvi.

√ *Paraprosena*, n. g., *Paradexiidæ*, p. 127, for *P. wallii*, n. sp., Spain, p. 169; BRAUER & BERGENSTAMM, Denk. Ak. Wien, lvi.

√ *Dexides*, n. g., *Pseudodexiidæ*, p. 128, for *D. eggeri*, n. sp., Europe, p. 169; BRAUER & BERGENSTAMM, Denk. Ak. Wien, lvi.

√ *Micronychia*, n. g., *Polideidæ*, for *punctum* coll., Winth.; BRAUER & BERGENSTAMM, p. 131, Denk. Ak. Wien, lvi.

√ *Babylomyia*, n. g., *Hystriciidæ*, p. 131, for *flavipalpis*, Mcq.; BRAUER & BERGENSTAMM, Denk. Ak. Wien, lvi.

√ *Tropidopsis*, n. g., *Hystriciidæ*, for *pyrrhaspis*, Wd.; BRAUER & BERGENSTAMM, p. 132, Denk. Ak. Wien, lvi.

√ *Hexamera*, n. g., *Hystriciidæ*, p. 132, for *H. orientalis*, n. sp., New Zealand, p. 169; BRAUER & BERGENSTAMM, Denk. Ak. Wien, lvi.

√ *Jurinella*, n. g., *Hystriciidæ*, for *cæruleonigra*, Mcq.; BRAUER & BERGENSTAMM, p. 132, Denk. Ak. Wien, lvi.

√ *Pseudohystricia*, n. g., *Hystriciidæ*, for *ambigua*, Mcq.; BRAUER & BERGENSTAMM, p. 132, Denk. Ak. Wien, lvi.

√ *Homæonychia*, n. g., *Micropalpidæ*; type, *lithiosiphaga*, Rdi.; BRAUER & BERGENSTAMM, p. 133, Denk. Ak. Wien, lvi.

√ *Plagiopsis*, n. g., *Pyrrhosiidæ*, for *soror*, Egg.; BRAUER & BERGENSTAMM, p. 134, Denk. Ak. Wien, lvi.

- ✓ *Arthrochaeta*, n. g., *Pyrrhosiidae*, p. 134, for *A. demoticooides*, n. sp., Venezuela, p. 169; BRAUER & BERGENSTAMM, Denk. Ak. Wien, lvi.
- ✓ *Rhinotachina*, n. g., *Pyrrhosiidae*, for *sybarita*, Mg.; BRAUER & BERGENSTAMM, p. 135, Denk. Ak. Wien, lvi.
- ✓ *Hystrichoneura*, n. g., *Pyrrhosiidae*, for *frontata*, Schin.; BRAUER & BERGENSTAMM, p. 135, Denk. Ak. Wien, lvi.
- ✓ *Pseudolowia*, n. g., *Pyrrhosiidae*, for *sycophanta*, S.; BRAUER & BERGENSTAMM, p. 136, Denk. Ak. Wien, lvi.
- Clista ignota*, Europe, BRAUER & BERGENSTAMM, p. 169, Denk. Ak. Wien, lvi, n. sp.
- ✓ *Pseudomintho*, n. g., *Pseudominthoideae*, p. 136, for *P. brevipennis*, n. sp., Amasia, p. 169; BRAUER & BERGENSTAMM, Denk. Ak. Wien, lvi.
- ✓ *Minthodes*, n. g., *Pseudominthoideae*, p. 136, for *M. pictipennis*, n. sp., Brussa, p. 170; BRAUER & BERGENSTAMM, Denk. Ak. Wien, lvi.
- ✓ *Actinochaeta*, n. g., *Minthoideae*, p. 137, for *A. columbiae*, n. sp., Venezuela, p. 170; BRAUER & BERGENSTAMM, Denk. Ak. Wien, lvi.
- ✓ *Myiomintho*, n. g., *Myiominthoideae*, for *M. elata*, n. sp., Venezuela, not described; BRAUER & BERGENSTAMM, p. 138, Denk. Ak. Wien, lvi.
- ✓ *Pseudoredtenbacheria*, n. g., *Myiominthoideae*, for *brasiliensis*, Schin.; BRAUER & BERGENSTAMM, p. 138, Denk. Ak. Wien, lvi.
- ✓ *Atylostoma*, n. g., *Peteinidae*, for *tricolor*, Mik.; BRAUER & BERGENSTAMM, p. 138, Denk. Ak. Wien, lvi.
- ✓ *Paralophosia*, n. g., *Ocypteridae*, for *T. imbuta*, Wied.; BRAUER & BERGENSTAMM, p. 164, Denk. Ak. Wien, lvi.
- ✓ *Beskia*, n. g., *Ocypteridae*, p. 139, for *B. cornuta*, n. sp., Brazil, p. 170; BRAUER & BERGENSTAMM, Denk. Ak. Wien, lvi.
- ✓ *Argyromima*, n. g., *Ocypteridae*, p. 140, for *A. mirabilis*, n. sp., S. America, p. 170; BRAUER & BERGENSTAMM, Denk. Ak. Wien, lvi.
- ✓ *Clara*, n. g., *Schineriidae*, p. 141, for *C. dimidiata*, n. sp., E. India?, p. 171; BRAUER & BERGENSTAMM, Denk. Ak. Wien, lvi.
- ✓ *Paraphania*, n. g., *Schineriidae*, for *Phania diabolus*, S.; BRAUER & BERGENSTAMM, p. 141, Denk. Ak. Wien, lvi.
- ✓ *Gymnophania*, n. g., *Phaniidae*, p. 143, for *G. nigripennis*, n. sp., Tyrol, p. 170; BRAUER & BERGENSTAMM, Denk. Ak. Wien, lvi.
- ✓ *Cercomyia*, n. g., *Phaniidae*, for *curvicauda*, Fall.; BRAUER & BERGENSTAMM, p. 143, Denk. Ak. Wien, lvi.
- ✓ *Labidogyne*, n. g., *Phaniidae*, type, *forcipata*, Mg., with *L. grandis*, n. sp., Austria; BRAUER & BERGENSTAMM, p. 144, Denk. Ak. Wien, lvi.
- ✓ *Phaniomyia*, n. subg. of *Labidogyne*, for *biguttata*, Mg.; BRAUER & BERGENSTAMM, p. 144, Denk. Ak. Wien, lvi.
- ✓ *Anurogyna*, n. g., *Anurogynidae*, for *A. dispar*, n. sp., Austria; BRAUER & BERGENSTAMM, p. 145, Denk. Ak. Wien, lvi.
- ✓ *Æstrophasia*, n. g., *Æstrophasiidae*, p. 145, for *Æ. clausa*, Colorado, *aperta*, S. America, n. spp., p. 146; BRAUER & BERGENSTAMM, Denk. Ak. Wien, lvi.
- ✓ *Phasiopteryx*, n. g., *Æstrophasiidae*, for *P. bilimekii*, n. sp., Mexico; BRAUER & BERGENSTAMM, p. 147, Denk. Ak. Wien, lvi.

✓ *Bibionima*, n. g., *Phasiidæ*, for *B. handlirschi*, n. sp., Brazil; BRAUER & BERGENSTAMM, p. 148, Denk. Ak. Wien, lvi.

✓ *Androphana*, n. g., *Phasiidæ*, p. 149, for *A. grandis* (Schin.), n. sp., Aústria, p. 171; BRAUER & BERGENSTAMM, Denk. Ak. Wien, lvi.

✓ *Paramenia*, n. g., *Ameniidæ*, p. 151, for *P. semiauriceps*, n. sp., New Zealand, p. 171; BRAUER & BERGENSTAMM, Denk. Ak. Wien, lvi.

✓ *Chrysopasta*, n. g., *Roderiidæ*, p. 152, for *C. versicolor*, n. sp., New Holland, p. 171; BRAUER & BERGENSTAMM, Denk. Ak. Wien, lvi.

✓ *Idiopsis*, n. g., *Rhynchomyidæ*, p. 153, for *I. prasina* (Lw.), n. sp., Egypt, p. 171; BRAUER & BERGENSTAMM, Denk. Ak. Wien, lvi.

✓ *Idiella*, n. g. (*Rhiniidæ*), for *Idia mandarina*, Wd.; BRAUER & BERGENSTAMM, p. 154, Denk. Ak. Wien, lvi.

✓ *Reinwardtia*, n. g., *Muscidæ*, p. 158, for *R. tachinina*, n. sp., Venezuela, p. 171; BRAUER & BERGENSTAMM, Denk. Ak. Wien, lvi.

ANTHOMYIIDÆ.

Note on characters of subfamilies; VERRALL, Ent. xxiii, p. 153.

Allæostylus and subgenera defined; SCHNABL, p. 496, Hor. Ent. Ross. xxiv.

Anthomyia dignota, Scandinavia, BIDENKAP, Ent. Tidskr. xi, p. 199, n. sp.

Aricia: its characters and subgenera; SCHNABL, pp. 493-495, Hor. Ent. Ross. xxiv.

Caricea, notes on; SCHNABL, pp. 263, &c., Hor. Ent. Ross. xxiv.

Hera, defined; SCHNABL, p. 497, Hor. Ent. Ross. xxiv.

Hydrotaea similis, Meade, = (*eximia*, Stein); STEIN, Wien. ent. Z. ix, p. 35.

Hylemyia criniventris, Zett., p. 299, *penicillaris*, Rond., p. 300, *cardui*, Meade, p. 301, *brunnescens*, Zett., p. 302, distinguished and described; STEIN, Ent. Nachr. xvi.

Limnophora, its characters and subgenera; SCHNABL, pp. 495 & 496, Hor. Ent. Ross. xxiv.

Spilogaster duplicata, hermaphrodite described; SCHNABL, Wien. ent. Z. ix, pp. 177-181.

Trichopticus and subgenera defined; SCHNABL, p. 497, Hor. Ent. Ross. xxiv.

ORTALIDÆ.

Pyrgotinen: the composition of the group discussed; MIK, Wien. ent. Z. ix, p. 249.

Rivellia persica, E. India, BIGOT, Ind. Mus. Notes, i, p. 192, n. sp.

Toxotrypana = (*Mikimyia*, Big.), and *T. curvicauda*, Gerst., = (*M. furcifera*, Big.): the genus should be placed in *Trypetidæ*; MIK, Wien. ent. Z. ix, pp. 249-254.

TRYPETIDÆ.

Note on ovipositor of ; RILEY, P. E. Soc. Wash. i, p. 263.

Ceratitis capitata, habits and life-history in Bermuda ; *Ins. Life*, iii, pp. 5-8 & 80, woodcuts.

Toxotrypana, Gerst., referred to this family ; MIK, Wien. ent. Z. ix, p. 253.

Trypeta bigeloviae, Colorado, COCKERELL, Ent. M. M. (2) i, p. 324, n. sp.

EPHYDRIDÆ.

Ilythea spilota, supposed migration ; SCUDDER, Psyche, v, p. 402.

Ochthera, Berg., changed to *Ochtherus* ; BERGROTH, Psyche, v, p. cxix.

Pterennis nivalis, Rond., noticed ; GERCKE, JB. Hamb. Austr. vi, p. 154.

Teichomyza fusca, notes on in Stuttgart ; HOFMANN, JH. Ver. Württ. xlvi, p. 239.

OSCINIDÆ.

Oscinis pusilla, natural history, ravages, &c. ; WILHELM (918).

AGROMYZIDÆ, PHYTOMYZIDÆ, PHORIDÆ.

Agromyza nigripes, habits and ravages ; DECAUX, p. ccvi, Bull. Soc. Ent. Fr. 1890.

Conicera atra, larva attacking corpse ; WEBSTER, *Ins. Life*, ii, pp. 356-358.

Phora cleghorni, E. India, BIGOT, p. 191, Ind. Mus. Notes, i, n. sp.

Phytomyza obscurella, habits of larva ; DOGNIN, Le Nat. xii, p. 85.

P. ursula, Dorpat, SINTENIS, Wien. ent. Z. ix, p. 103, n. sp.

† *Ænigmatias*, n. g., for *Æ. blattoides*, n. sp., Denmark ; MEINERT, Ent. Med. ii, pp. 212-226, pl. iv. The position of this insect appears very problematical : it is myrmecophilous.

PUPIPARA.

Braula cæca, noticed, p. 216, figured, pl. iv ; MEINERT, Ent. Med. ii : it possesses eyes, habits ; BOISE, Bull. Soc. Ent. Fr. 1890, p. cc.

Ornithomyia turdi, Latr., and allies, distinctive characters and synonymy ; RÖDER, Ent. Nachr. xvi, p. 311.

(APHANIPTERA.)

Habits of an uncertain species in Florida ; JOHNSON, P. E. Soc. Wash. i, pp. 203-205.

Ceratophyllus talpæ and other species, habits ; DALE, Ent. M. M. (2) i, p. 161.

Pulex tuberculiceps on *Ursus arctos* in Valtellina ; BEZZI, Bull. Ent. Ital. xxii, p. 30, n. sp.

(E.) *RHYNCHOTA.*

HEMIPTERA-HETEROPTERA.

[Cf. ATKINSON (19, 20, 21), BERGROTH (45, 46, 47), DISTANT (170, 172, 175, 317), GODING (316), HORVATH (381), JAKOWLEFF (399, 400, 403), LÉON (481, 482), LOENS (489), MONTANDON (550), PACKARD (588), PÉDESCHENCO (598), PUTON (624), REUTER (671, 672, 673, 674, 675, 676, 677, 678), REY (679), SAUNDERS (724), SCUDDER (754), SHARP (780).]

BERGROTH dissents from some of the changes of names of species effected by Reuter in the Rev. Syn. Het. Pal., and gives a list of the names that should be rejected; Bull. Soc. Ent. Fr. 1890, pp. lxx & lxxi.

Catalogue of British *Hemiptera*; SAUNDERS & EDWARDS (724).

Fossil *Heteroptera*; SCUDDER (754, 759).

✓ *Hemidiptera haeckelii*, n. g. & sp., ? Ceylon, ? maritime, LÉON, Jen. Z. Nat. xviii, pp. 13-16, pl. i. (Supposed to be intermediate between *Diptera* and *Hemiptera*.)

The Recorder has failed to trace a genus of the name following; it is not stated to what order the insect described belongs, so that even the reference to *Rhynchota* is not certain:

✓ *Empoasca birdii*, Illinois, GODING, p. 123, Ent. News, i, n. sp.

PENTATOMIDÆ.

Structure of the ♂ terminal segment and nomenclature of the parts; SHARP (780).

Agræcus griseus, figured, pl. xxxi, fig. 8; Biol. Centr. Am. Rhynch. Heter.

Arocera schumanni, Mexico, pl. xxxi, fig. 17, p. 336, *altivola*, fig. 18, *chiriquensis*, pl. xxx, fig. 19, Panama, *jalapensis*, fig. 18, Mexico, p. 337, DISTANT, Biol. Centr. Am. Rhynch. Heter., n. spp.

Aspavia ingens, Centr. Africa, DISTANT, p. 475, P. Z. S. 1890; *A. calatata*, Niam-Niam, DISTANT, p. lvi, C.R. Ent. Belg. 1890: n. spp.

Spongopus xanthopterus, *remipes*, *sepulcralis*, variation and synonymy noticed; DISTANT, p. lviii, C.R. Ent. Belg. 1890. *A. obscurus*, ♂ characters described; SHARP, Tr. E. Soc. 1890, p. 404.

A. cyclopeltus, *cruralis*, Niam-Niam, DISTANT, p. lviii, C.R. Ent. Belg. 1890, n. spp.

Atelocera malleata, Niam-Niam, DISTANT, p. lv, C.R. Ent. Belg. 1890, n. sp.

Banana stigmosa, Panama, DISTANT, p. 340, pl. xxx, fig. 24, Biol. Centr. Am. Rhynch. Heter., n. sp.

Basicryptus bohndorffi, Niam-Niam, DISTANT, p. lviii, C.R. Ent. Belg. 1890, n. sp.

Boea costaricensis, Costa Rica, DISTANT, p. 338, pl. xxx, fig. 23, Biol. Centr. Am. Rhynch. Heter., n. sp.

Brachyplatys spp. ?, male characters described and figured; SHARP, Tr. E. Soc. 1890, p. 414, pl. xiv, figs. 26 & 27.

Brachystethus parvus, Panama, DISTANT, p. 342, pl. xxxi, fig. 23, Biol. Centr. Am. Rhynch. Heter., n. sp.

Calidea baro, male characters described; SHARP, Tr. E. Soc. 1890, p. 414.

Calliphara obscura, ♂ characters described and figured; SHARP, p. 412, pl. xiv, fig. 25, Tr. E. Soc. 1890.

Cantao ocellata, male characters described; SHARP, Tr. E. Soc. 1890, p. 411.

Capnoda batesoni, Turkestan, JAKOWLEFF, p. 324, Hor. Ent. Ross. xxiv, n. sp.

Cappæa taprobanensis, male characters described; SHARP, Tr. E. Soc. 1890, p. 409.

Carbula bohndorffi, Niam-Niam, DISTANT, p. lvi, C.R. Ent. Belg. 1890, n. sp.

Carridophthalmus scapinosus, Assm., referred to *Allocotus*, Mayr, and redescribed; BERGROTH, Ent. M. M. (2) i, p. 132.

Cutacanthus incarnatus, male characters described and figured; SHARP, Tr. E. Soc. 1890, pl. xiii, fig. 20, p. 411.

✓*Ceratocranum*, n. n. for *Ceratocephala*, Jak.; REUTER, p. 248, Rev. d'Ent. ix.

Chlorochroa, Stål, = (*Pitedia*, Reut.); BERGROTH, Bull. Soc. Ent. Fr. 1890, p. lxvi.

C. montivaga, Panama, DISTANT, p. 333, pl. xxxi, fig. 13, Biol. Centr. Am. Rhynch. Heter., n. sp.

Chlorocoris rufopictus figured, pl. xxxi, fig. 15; noticed, p. 334; DISTANT, Biol. Centr. Am. Rhynch. Heter.

C. usitatus, Guatemala, pl. xxx, fig. 20, *hebetatus*, Mexico, pl. xxxi, fig. 16, DISTANT, p. 335, Biol. Centr. Am. Rhynch. Heter., n. spp.

Coptosoma semiflavum, Sze-tschuan, JAKOWLEFF, p. 541, Hor. Ent. Ross. xxiv; *C. tripolitanum*, N. Africa, BERGROTH, Rev. d'Ent. ix, p. 355 : n. spp.

Cyclogastridea equatoria, Niam-Niam, DISTANT, p. lvii, C.R. Ent. Belg. 1890, n. sp.

Dalpada oculata, male characters described; SHARP, Tr. E. Soc. 1890, p. 408.

Dichelops bicolor, Panama, DISTANT, p. 332, pl. xxxi, fig. 12, Biol. Centr. Am. Rhynch. Heter., n. sp.

Diploxys niamensis, Niam-Niam, DISTANT, p. lvi, C.R. Ent. Belg. 1890, n. sp.

Edessa tauriformis, pl. xxx, fig. 25, *pictiventris*, pl. xxxii, fig. 3, *fusci-*

spina, fig. 10, *junia*, var. fig. 13, figured; Biol. Centr. Am. Rhynch. Heter. *E. rufomarginata*, *cornuta*, male characters described and figured; SHARP, Tr. E. Soc. 1890, p. 410, pl. xii, figs. 6 & 7, pl. xiii, figs. 8, 9, & 15.

E. intorta, pl. xxxii, fig. 2, *bulbacea*, fig. 4, Panama, p. 343, *gentilitia*, fig. 5, *tribuaria*, fig. 6, Mexico, *bugabensis*, fig. 7, p. 344, *projecta*, fig. 8, Panama, *pennata*, Guatemala, fig. 9, p. 345, *jansoni*, Nicaragua, fig. 11, *præfracta*, Guatemala, fig. 12, p. 346, *metata*, Panama, fig. 14, p. 347, *celsa*, fig. 15, *expolita*, fig. 16, *polymita*, fig. 17, p. 348, Panama, *indigena*, Mexico, fig. 18, *caldaria*, fig. 19, Panama, p. 349, *densata*, pl. xxxi, fig. 24, *abdita*, pl. xxxii, fig. 20, p. 350, *picata*, pl. xxxi, fig. 25, p. 351, Mexico, DISTANT, Biol. Centr. Am. Rhynch. Heter., n. spp.

Elasmostethus rufescens, Sze-tschuan, JAKOWLEFF, p. 548, Hor. Ent. Ross. xxiv, n. sp.

Eurostus grossipes, male characters described; SHARP, Tr. E. Soc. 1890, p. 404.

Eusarcoris potanini, China, JAKOWLEFF, p. 542, Hor. Ent. Ross. xxiv, n. sp.

Euschistus zopilotensis, pl. xxxi, fig. 9, p. 330, *capitatus*, fig. 10, *teapensis*, fig. 11, p. 331, Mexico, DISTANT, Biol. Centr. Am. Rhynch. Heter., n. spp.

Eusthenes eurytus, p. 402, *pratti*, p. 403, pl. xii, fig. 4, ♂ characters described; SHARP, Tr. E. Soc. 1890.

E. pratti, China, DISTANT, Ent. xxiii, p. 160, n. sp.

Gellia rugulosa, Niam-Niam, DISTANT, p. lx, C.R. Ent. Belg. 1890, n. sp.

Glypsus erubescens, Niam-Niam, DISTANT, p. lv, C.R. Ent. Belg. 1890, n. sp.

Gonopsis maura, Niam-Niam, DISTANT, p. lx, C.R. Ent. Belg. 1890, n. sp.

Lobostoma: this name to be replaced by *Discostoma* (cf. Palæontology, p. 83).

Mecosoma florida, Niam-Niam, DISTANT, p. liv, C.R. Ent. Belg. 1890, n. sp.

Megarhynchus limatus, ♂ characters described and figured; SHARP, Tr. E. Soc. 1890, p. 406, pl. xiii, fig. 18.

Mimula, n. g., near *Dolycoris*, p. 320, for *M. nigrita*, p. 321, *maureri*, p. 322, n. spp., Ferghana; JAKOWLEFF, Hor. Ent. Ross. xxiv.

Mozena gaumeri, Mexico, DISTANT, p. 352, Biol. Centr. Am. Rhynch. Heter., n. sp.

Mustha: synopsis of the species; REUTER, Rev. d'Ent. ix, p. 262.

M. longispinis, Asia Minor, REUTER, Rev. d'Ent. ix, p. 264, n. sp.

Neoglypsus opulentus, China, DISTANT, Ent. xxiii, p. 159, n. sp.

Nezara, sp., p. 406, pl. xiii, figs. 11 & 12, *viridula*, fig. 16, *marginata*, fig. 17, p. 408, male characters described; SHARP, Tr. E. Soc. 1890.

N. breviceps, Transcaucasus, JAKOWLEFF, p. 323, Hor. Ent. Ross. xxiv; *N. orbiculata*, Centr. Africa, DISTANT, p. 476, P. Z. S. 1890; *N. rubri-*

pennis, Sze-tschuan, JAKOWLEFF, p. 544, Hor. Ent. Ross. xxiv; *N. canadensis*, pl. xxxi, fig. 19, *majuscula*, fig. 20, Mexico, *scutellata*, fig. 21, *panamensis*, pl. xxxii, fig. 1, Panama, DISTANT, p. 339, Biol. Centr. Am. Rhynch. Heter. : n. spp.

Pallantia macula figured, pl. xxx, fig. 22; Biol. Centr. Am. Rhynch. Heter.

Peribalus ovatus, Siberia, JAKOWLEFF, p. 319, Hor. Ent. Ross. xxiv; *P. capitatus*, Centr. Asia, JAKOWLEFF, p. 236, *t. c.* : n. spp.

✓*Periphima*, n. g., near *Polyphima*, p. 312, for *P. batesoni*, n. sp., Turkestan, p. 314, JAKOWLEFF, Hor. Ent. Ross. xxiv.

Pharypia pulchella, male characters described and figured; SHARP, Tr. E. Soc. 1890, p. 410, pl. xiii, fig. 13.

Phimodera collina, Irkutsk, JAKOWLEFF, p. 317, Hor. Ent. Ross. xxiv, n. sp.

Piezodorus martini, Caucasus, PUTON, Rev. d'Ent. ix, p. 227; *P. tinctus*, Panama, DISTANT, p. 341, pl. xxxi, fig. 22, Biol. Centr. Am. Rhynch. Heter. : n. spp.

Piezosternum subulatum, male characters described and figured, pl. xiii, fig. 10, p. 404; SHARP, Tr. E. Soc. 1890.

Platynopus silvaticus, Centr. Africa, DISTANT, p. 475, P. Z. S. 1890, n. sp.

Pæcilochroma lata, male characters described and figured, pl. xiv, figs. 21 & 22, *hardwicki*, p. 413, fig. 23; SHARP, Tr. E. Soc. 1890, p. 412.

Polyphima kænigi, Transcaspian region, JAKOWLEFF, p. 315, Hor. Ent. Ross. xxiv, n. sp.

Prionochilus, Dall : *Lelia*, Wlk., to be used in place of this; REUTER, p. 248, Rev. d'Ent. ix.

Procilia bonnyi, Centr. Africa, DISTANT, p. 474, P. Z. S. 1890, n. sp.

Psacasta transcaspica, Askhabad, JAKOWLEFF, p. 311, Hor. Ent. Ross. xxiv, n. sp.

Rubiconia peltata, Amdo, JAKOWLEFF, Hor. Ent. Ross. xxiv, p. 543, n. sp.

↓*Sandehana*, n. g. (*Phyllocephalinae*, near *Basicryptus*), for *S. labiosa*, n. sp., Niam-Niam; DISTANT, p. lix, CR. Ent. Belg. 1890.

Schismatops gelei, Congo, DISTANT, p. lx, CR. Ent. Belg. 1890, n. sp.

Stilida indecora, Stål, male characters described and figured; SHARP, Tr. E. Soc. 1890, p. 409, pl. xii, fig. 5.

Taricha nitens, male characters described and figured; SHARP, Tr. E. Soc. 1890, p. 415, pl. xiv, fig. 28.

Tesseratoma nigripes, p. 401, pl. xii, fig. 2, *papillosa*, fig. 3, *malaya*, fig. 1, p. 402, male characters described and figured; SHARP, Tr. E. Soc. 1890.

T. nemorivaga, p. 476, *indicta*, p. 477, Centr. Africa, DISTANT, P. Z. S. 1890, n. spp.

Thyanta maculata figured, pl. xxx, fig. 21, Biol. Centr. Am. Rhynch. Heter.

Trichopepla dubia, Mexico, DISTANT, p. 333, pl. xxxi, fig. 14, Biol. Centr. Am. Rhynch. Heter., n. sp.

- † *Trochiscocoris*, n. n. for *Trochiscus*, Jak.; REUTER, p. 249, Rev. d'Ent. ix.
Tropicoris illuminatus, China, DISTANT, Ent. xxiii, p. 159, n. sp.
Urostylus pallescens, p. 545, *musivus*, p. 547, Ganssu, JAKOWLEFF, Hor.
 Ent. Ross. xxiv, n. spp.
Veterna mimica, Niam-Niam, DISTANT, p. lv, CR. Ent. Belg. 1890, n. sp.
Zangis niamensis, Niam-Niam, DISTANT, p. lvii, CR. Ent. Belg. 1890,
 n. sp.

COREIDÆ.

- Agraphopus mongolicus*, Central Asia, JAKOWLEFF, p. 237, Hor. Ent.
 Ross. xxiv, n. sp.
Alydus calcaratus var. *hirsutus*, Kol., = (*stratus*, Motsch.); REUTER,
 p. 249, Rev. d'Ent. ix.
Haploprocta semenovi, Gobi, JAKOWLEFF, p. 550, Hor. Ent. Ross. xxiv,
 n. sp.
Phyllomorpha algerica and *lacerata* distinctive characters; REUTER,
 p. 249, Rev. d'Ent. ix.
Protenor belfragei = (*Tetrarrhinus quebecensis*, Prov.); BERGROTH,
 Ent. Am. vi, p. 217.
Syromastes potanini, China, JAKOWLEFF, p. 551, Hor. Ent. Ross. xxiv,
 n. sp.

LYGÆIDÆ and PYRRHOCORIDÆ.

- † *Anorthus*, n. subg. of *Nysius*; HORVATH, Rev. d'Ent. ix, p. 190.
Arocatus fasciatus, Transbaikal, JAKOWLEFF, p. 328, Hor. Ent. Ross.
 xxiv, n. sp.
Brachyplax palliata, Costa, = (*linearis*, Scott); REUTER, p. 249,
 Rev. d'Ent. ix.
 † *Bycanistellus*, n. n., for *Bycanistes*, Stål, REUTER, p. 249, Rev. d'Ent. ix.
Dieuches armipes, Fab., = (*raguseæ*, Put.); PUTON, p. 234, Rev.
 d'Ent. ix.
Diomphalus annulicornis, Transbaikal, JAKOWLEFF, p. 332, Hor. Ent.
 Ross. xxiv, n. sp.
Emblethis parvus, p. 174, *angustus*, p. 175, Algeria, MONTANDON, Rev.
 d'Ent. ix, n. spp.
 † *Esuridea*, n. g., near *Hyalochilus*, Fieb., p. 260, for *E. maculata*, n. sp.,
 Madeira, p. 261; REUTER, Rev. d'Ent. ix.
Geocoris albipennis and *ater*, distinctive characters; REUTER, p. 249,
 Rev. d'Ent. ix.
G. turkestanicus, Turkestan, JAKOWLEFF, p. 329, Hor. Ent. Ross. xxiv;
G. tuberculifrons, p. 554, *variabilis*, p. 555, Mongolia, JAKOWLEFF, Hor.
 Ent. Ross. xxiv : n. spp.
Gonianotus barbarus, N. Africa, MONTANDON, Rev. d'Ent. ix, p. 178,
 n. sp.
Heterogaster affinis, n. var. *rubricatus*; PUTON, p. 228, Rev. d'Ent. ix.

Hyalocoris longicollis, Transcaspian region, JAKOWLEFF, p. 332, Hor. Ent. Ross. xxiv, n. sp.

Lygæus belogolowi, China, JAKOWLEFF, p. 327, Hor. Ent. Ross. xxiv ; *L. teraphoides*, Sze-tschuan, *id.* p. 552, *t. c.* : n. spp.

Macropterna ornata, Transcaspian region, JAKOWLEFF, p. 331, Hor. Ent. Ross. xxiv, n. sp.

Nysius : catalogue, tabulation, and synonymy of the palæarctic species ; HORVATH, Rev. d'Ent. ix, pp. 185-191.

N. stalianus, Europe and Mediterranean reg., &c., p. 189, *N. (Anorthus) atlantidum*, Azores, p. 190, HORVATH, Rev. d'Ent. ix, n. spp.

Oxycaenus hyalinipennis, Costa, = (*Cymus cineticornis*, Wlk.) ; PUTON, p. 234, Rev. d'Ent. ix.

Paresuris, n. g. (*Lethæaria*), for *P. helmsi*, n. sp., New Zealand ; REUTER, Rev. d'Ent. ix, p. 192.

Piezoscelis punctata, Luc., = (*putoni*, Reut.) ; REUTER, p. 249, Rev. d'Ent. ix.

Pyrrhocoris apterus, winged and intermediate forms noticed ; LOENS, Ent. Nachr. xvi, p. 10.

Scolopostethus abdominalis, Sze-tschuan, JAKOWLEFF, p. 557, Hor. Ent. Ross. xxiv, n. sp.

Taphropeltus hamulatus, Th., = (*obscurior*, Rey) ; REUTER, p. 249, Rev. d'Ent. ix.

TINGITIDÆ and ARADIDÆ.

Aradus nemtschinowi, p. 334, *morio*, p. 336, Amurland, JAKOWLEFF, Hor. Ent. Ross. xxiv ; *A. abnormis*, p. 730, *candidatus*, p. 732, Tenasserim, BERGROTH, Ann. Mus. Genov. (2) vii : n. spp.

Artabanus atkinsoni, p. 734, *breviscutum*, p. 735, Tenasserim, BERGROTH, Ann. Mus. Genov. (2) vii, n. spp.

Brachyrrhynchus triangulus, p. 736, *feanus*, p. 737, *montanus*, p. 738, Tenasserim, BERGROTH, Ann. Mus. Genov. (2) vii, n. spp.

Monanthia platyoma, Fieb., characters noticed ; REUTER, Rev. d'Ent. ix, p. 250. *M. cardui* n. var. *maderensis* ; REUTER, p. 262, Rev. d'Ent. ix.

M. (Catoplatus) fulvicornis, Askhabad, JAKOWLEFF, p. 334, Hor. Ent. Ross. xxiv, n. sp.

Serenthia leta and *femoralis*, forms and characters noticed ; REUTER, p. 249, Rev. d'Ent. ix.

✓ *Odonia*, n. g., for *Aradus truncatus*, Wlk. ; BERGROTH, p. 733, Ann. Mus. Genov. (2) vii.

CAPSIDÆ.

Catalogue of the family, with references and localities ; ATKINSON (19).

A paper on N. American *Capsidæ*, with descriptions of new species, in Tr. Maryland Ac. Sci. 1890, pp. 73-88, has not been seen by the Recorder. Cf. Ent. News, i, p. 113.

Agalliastes fulvicornis, Mongolia, JAKOWLEFF, p. 348, Hor. Ent. Ross. xxiv, n. sp.

Anapus longicornis, Jak., = (*Labops arenarius*, Horv.) ; REUTER, p. 254, Rev. d'Ent. ix.

Brachycoleus triangularis, Goeze, *bimaculatus*, Ramb., &c., synonymy noticed ; REUTER, p. 252, Rev. d'Ent. ix.

Brachytropis pilosa, Centr. Asia, JAKOWLEFF, p. 243, Hor. Ent. Ross. xxiv, n. sp.

Calocoris clavicornis, Ganssu, JAKOWLEFF, p. 558, Hor. Ent. Ross. xxiv, n. sp.

Campptobrochis pallidus, Egypt, REUTER, p. 255, Rev. d'Ent. ix, n. sp.
 ✓ *Campylognathus*, n. g., near *Asciodema*, p. 258, for *C. nigrigenis*, n. sp., Algeria, p. 259 ; REUTER, Rev. d'Ent. ix.

Capsus ater, Irkutsk, p. 344, *quadrimaculatus*, Transcaucasus, p. 345, *nebulosus*, E. Siberia, p. 346, JAKOWLEFF, Hor. Ent. Ross. xxiv, n. spp.

Cytorrhinus parviceps, Egypt, REUTER, p. 258, Rev. d'Ent. ix, n. sp.

Derwocoris flavilinea, Costa, redescribed ; REUTER, Nat. Sicil. x, p. 2.

↓ *Dimorphocoris*, n. g., for a part of *Labops* ; REUTER, Rev. d'Ent. ix, p. 253.

D. gracilis, Ramb., = (*Orthocephalus signatus*, Fieb.) ; REUTER, p. 254, Rev. d'Ent. ix.

Diplacus, Stål, to be replaced by *Myrmecophyes*, Fieb. ; REUTER, p. 252, Rev. d'Ent. ix.

Ethelustia, Reut., position near *Phylus* suggested ; REUTER, p. 254, Rev. d'Ent. ix.

Ialticus luteicollis, Panz., = (*bicolor*, Germ.) ; *H. henschi* and *pusillus*, distinctive characters ; REUTER, p. 252, Rev. d'Ent. ix.

Hyoidea horvathi, Algeria, MONTANDON, Rev. d'Ent. ix, p. 178, n. sp.

Irbisia, Reut., systematic position noticed ; REUTER, Rev. d'Ent. ix, p. 253.

Læmocoris costæ, Egypt, REUTER, p. 257, Rev. d'Ent. ix, n. sp.

✓ *Lamprella*, n. g., for *Labops punctatipennis*, Reut. ; REUTER, Rev. d'Ent. ix, p. 253.

Lopus gothicus n. var. *marginalis* ; REY, Rev. d'Ent. ix, p. 29.

Lygus fuscus, Egypt, REUTER, p. 255, Rev. d'Ent. ix ; *L. monachus*, N. America, UHLER, Fifth Rep. U. S. Ent. Comm. p. 421 : n. spp.

Macrocoleus (Amblytylus) lunula, Fieb., redescribed ; *krueperi*, n. var. described ; REUTER, p. 4, Nat. Sicil. x.

M. ragusæ, Sicily, REUTER, p. 3, Nat. Sicil. x, n. sp.

✓ *Megalocoleus*, n. n. for *Macrocoleus*, Fieb. ; REUTER, p. 254, Rev. d'Ent. ix.

Mimocoris coarctatus, M. & R., = (*Myrmecomimus pæderoides*, Costa) ; REUTER, p. 252, Rev. d'Ent. ix.

Nasocoris platycranoïdes, Algeria, MONTANDON, Rev. d'Ent. ix, p. 179, n. sp.

Orthocephalus proserpinæ, M. & R., = (*coracinus*, Fieb.) ; *mutabilis*, Fall., = (*C. stygialis*, M. & R.) ; REUTER, p. 254, Rev. d'Ent. ix.

↓ *Pachytomella*, n. n. for *Pachytoma*, Costa ; REUTER, p. 253, Rev. d'Ent. ix. *P. passerinii*, Costa, = (*minor*, Costa) ; REUTER, p. 254, t. c..

Piezocranum simulans and *Orthocephalus punctatipennis*, distinctive characters ; REUTER, p. 253, Rev. d'Ent. ix.

Pithanus ragusæ, Sicily, REUTER, Nat. Sicil. x, p. 1, n. sp.

Plagiognathus albipennis, Fall., = (*Phytocoris betuleti*, Hahn) ; REUTER, p. 254, Rev. d'Ent. ix.

Plagiorrhamma concolor, Caucasus, REUTER, Rev. d'Ent. ix, p. 246, n. sp.

↓ *Platyporus*, n. g., near *Euryopocoris*, p. 246, for *P. dorsalis*, Transcaucasus, p. 247 ; REUTER, Rev. d'Ent. ix.

Platypsallus, Sahlb., characters and position noticed ; REUTER, r. 253, Rev. d'Ent. ix.

Psallus ancorifer var. *fuscinervis* = (*puberulus*, Mont.), *limbatellus*, Put., systematic characters noticed ; REUTER, p. 254, Rev. d'Ent. ix.

↓ *Saundersiella*, n. n. for *Saundersia*, Reut. ; REUTER, p. 252, Rev. d'Ent. ix.

↓ *Schænocoris*, n. g., for *Labops flavomarginatus*, Costa ; REUTER, Rev. d'Ent. ix, p. 253.

↓ *Sartietellus*, n. g., for *Labops brevipennis*, Reut. ; REUTER, Rev. d'Ent. ix, p. 253.

Systemonotus albofasciatus, Luc., = (*micelii*, Fer.) ; *unifasciatus*, Fieb., = (*venustissimus*, Costa) ; REUTER, p. 252, Rev. d'Ent. ix.

S. putoni, Tunis, REUTER, p. 256, Rev. d'Ent. ix, n. sp.

Strongylocoris obscurus, Ramb., = (*Capsus obesus*, M. & R., and *Stiphrosoma livida*, Fieb.) ; REUTER, p. 253, Rev. d'Ent. ix.

Tuponia brevicornis, Sarepta, REUTER, Rev. d'Ent. ix, p. 248, n. sp.

ANTHOCORIDÆ and SALDIDÆ.

Acanthia amoena, Reut., redescribed, p. 250 ; distinctions of *A. saltatoria* and *pallipes*, *laticollis*, Reut., and *palustris*, D. & S., are varr. of the latter ; *pilosella*, Th., and *arenicola*, Scholz, characters of, p. 251 ; REUTER, Rev. d'Ent. ix.

Ectemnus magnicornis, Tauria, JAKOWLEFF, p. 344, Hor. Ent. Ross. xxiv, n. sp.

Leptopus assouanensis, Costa, = (*niloticus*, Reut.) ; PUTON, p. 234, Rev. d'Ent. ix.

Microphysa abeillei, Hyères, PUTON, p. 229, Rev. d'Ent. ix, n. sp.

Montandoniella dacica, Put., = (*Ectemnus magnicornis*, Jak., *supra*) ; REUTER, p. 252, Rev. d'Ent. ix.

Salda suturalis, Amurland, JAKOWLEFF, p. 342, Hor. Ent. Ross. xxiv ; *S. roborowskii*, Central Asia, JAKOWLEFF, p. 242, t. c. : n. spp.

REDUVIDÆ, NABIDÆ.

Acanthonabis, n. subg. of *Nabis* ; REUTER, p. 305, Rev. d'Ent. ix.

Allæorrhynchus güssfeldtii, Stein, = *puerilis*, Stål ; REUTER, p. 291, Rev. d'Ent. ix.

Arachnocoris, Scott, noticed as forming a subfamily ; REUTER, p. 292, Rev. d'Ent. ix.

√*Callistodema*, n. n. for *Callidema*, Jak. ; REUTER, p. 250, Rev. d'Ent. ix.

Centroselicoris, systematic position of ; REUTER, p. 250, Rev. d'Ent. ix.

C. przewalskii, Centr. Asia, JAKOWLEFF, p. 239, Hor. Ent. Ross. xxiv, n. sp.

Coranus arenaceus, Wlk., characters of ; PUTON, p. 235, Rev. d'Ent. ix.

C. lativentris, Schansi, JAKOWLEFF, Hor. Ent. Ross. xxiv, p. 559, n. sp.

√*Halonabis*, n. subg. of *Nabis* ; REUTER, p. 304, Rev. d'Ent. ix.

Harpactor analis, p. 340, *flavolimbatus*, p. 341, Transcaucasus, JAKOWLEFF, Hor. Ent. Ross. xxiv ; *H. rubricoxa*, Persia, BERGROTH, Rev. d'Ent. xii, p. 56 : n. spp.

√*Hoplistoscelis*, n. subg. of *Nabis* ; REUTER, p. 295, Rev. d'Ent. ix.

√*Lasiomerus*, n. subg. of *Nabis* ; REUTER, p. 305, Rev. d'Ent. ix.

Mecistocoris, Reut., systematic position of ; REUTER, Rev. d'Ent. ix, p. 250.

Nabis propinquus, Reut., = (*vicarius*, Reut.), *roseipennis*, Reut., = (*punctipes*, Reut.) ; REUTER, p. 308, Rev. d'Ent. ix.

N. punctatissimus, Centr. Asia, JAKOWLEFF, p. 240, Hor. Ent. Ross. xxiv ; *N. (Aptus) maracandicus*, p. 302, *curvipennella*, Turkestan, *hottentotta*, Caffraria, p. 303, *N. (Acanthonabis) spinicrus*, Brazil, p. 305, *N. persimilis*, Biskra, p. 308, REUTER, Rev. d'Ent. ix : n. spp.

Nagusta simonis, Cairo, PUTON, p. 228, Rev. d'Ent. ix, n. sp.

Oncocephalus jakowleffi, Armenia, BERGROTH, Rev. d'Ent. ix, p. 56, n. sp.

Opsicetus tenuicornis, Transcaspiian region, JAKOWLEFF, p. 338, Hor. Ent. Ross. xxiv, n. sp.

Phorticus parvulus, Marocco, REUTER, p. 290, Rev. d'Ent. ix, n. sp.

Polytozus, Spin., to be used in place of *Acanthothorax*, Costa ; REUTER, p. 250, Rev. d'Ent. ix.

Prostemma krueperi, Stein, macropterous form described ; REUTER, p. 289, Rev. d'Ent. ix. *P. flavum*, characters of ; REUTER, p. 291, Rev. d'Ent. ix.

P. lugubris, Amurland, JAKOWLEFF, p. 338, Hor. Ent. Ross. xxiv, n. sp.

Reduvius yambuya, Centr. Africa, DISTANT, p. 478, P. Z. S. 1890, n. sp.

Santosia luteola, Centr. Africa, DISTANT, p. 478, P. Z. S. 1890, n. sp.

√*Scelotrichia*, n. subg. of *Prostemma* ; REUTER, p. 291, Rev. d'Ent. ix.

√*Stenonabis*, n. subg. of *Nabis* ; REUTER, p. 306, Rev. d'Ent. ix.

HYDROMETRIDÆ.

Aëpophilus bonnairii, habits ; KEYS, Ent. M. M. (2) i, p. 247.

Gerris aegyptiaca, Suez, PUTON, Rev. d'Ent. ix, p. 228, n. sp.

Hydrometra jankowskii, E. Siberia, JAKOWLEFF, p. 337, Hor. Ent. Ross. xxiv, n. sp.

HYDROCORISÆ.

Corixa atomaria, n. var. *conglomerata* ; REY, Rev. d'Ent. ix, p. 29.

C. infusata, Portugal, REY, Rev. d'Ent. ix, p. 30 ; *C. algirica*, Oran, PUTON, p. 230, Rev. d'Ent. ix : n. spp.

Notonecta glauca, embryology ; PÉDASCHENCO (598).

✓ *Ochthera*, n. n., in place of *Pelogonus*, Reut., = *Ochtherus*, auct ; BERGROTH, Bull. Soc. Ent. Fr. 1890, p. lxvi.

✓ *Sigara distans*, France, REY, Rev. d'Ent. ix, p. 31, n. sp.

HEMIPTERA-HOMOPTERA.

[Cf. ASHMEAD (16), BUCKTON (99), DISTANT (171, 172, 173, 174), DUZEE (203, 204, 205, 206), EDWARDS (724), FALLOU (240), HANSEN (350), KARSCH (409, 410, 411), LETHIERRY (483), MASKELL (511), PROVANCHER (620), PUTON (624), RILEY (588), WOODWORTH (927), also APHIDIDÆ and COCCIDÆ.]

New genera and species are described by UHLER in a paper in the Tr. Maryland Ac. Sci. 1888-1889, not seen by the Recorder. Cf. Ent. News, i, p. 61.

Synonymical list of *Homoptera* described by Say, Harris, and Fitch ; DUZEE, Psyche, v, pp. 387-391.

Structural characters in antennæ, legs, spiracles, &c., described, and classification of the early groups discussed ; HANSEN, Ent. Tidskr. xi, pp. 19-76, pls. i & ii.

Fossil *Homoptera* ; SCUDDER (754, 757, 759).

CICADIDÆ.

✓ *Angamiana*, n. g., near *Polyneura*, p. 234, for *A. ætherea*, n. sp., Naga Hills, p. 235 ; DISTANT, Ann. N. H. (6) v.

✓ *Callipsaltria nigra*, Cape Good Hope, KARSCH, B. E. Z. xxxv, p. 115, n. sp.

Cicada septendecim, notes on in 1889 ; SCHWARZ, P. E. Soc. Wash. i, p. 230.

C. leechi, *sinensis*, China, DISTANT, Ent. xxiii, p. 90, n. spp.

Karenia celatata, China, DISTANT, Ent. xxiii, p. 91, n. sp.

✓ *Lacetas*, n. g. (*Tibiceninæ*), for *L. annulicornis*, n. sp., Accra ; KARSCH, B. E. Z. xxxv, p. 113.

✓ *Ligymolpa*, n. g. (*Tibiceninæ*), for *L. madegassa*, n. sp., Madagascar ; KARSCH, B. E. Z. xxxv, p. 122.

Malagasia, Dist., = (*Epora*, Stål) ; KARSCH, B. E. Z. xxxv, p. 122.

M. distanti, Madagascar, KARSCH, B. E. Z. xxxv, p. 123, n. sp.

Melampsalta tunisiaca, Tunis, KARSCH, B. E. Z. xxxv, p. 125, n. sp.

✓ *Musoda*, n. g. (*Tibiceninæ*), for *M. flavida*, n. sp., W. Africa ; KARSCH, p. 128, B. E. Z. xxxv.

✓ *Pæctira*, n. g., p. 127 (*Tibiceninæ*), for *P. dulcis*, n. sp., Zanzibar, p. 128 ; KARSCH, B. E. Z. xxxv.

Perissoneura paradoxa, Port Moresby, p. 191, *acutipennis*, Thursday I., p. 192, KARSCH, Ent. Nachr. xvi, n. spp.

Platypleura : *Pycna*, Am., *Oxypleura*, Am., *Pæcilopsaltria*, Stål, merged in this ; KARSCH, B. E. Z. xxxv, p. 87 ; the African species monographed, pp. 88-105.

Platypleura antiopa, Madagascar, p. 88, *membranacea*, C. Good Hope, *horizontalis*, p. 92, *clypealis*, p. 93, *confusa*, p. 95, *limbalis*, p. 96, *limpida*, p. 97, Trop. Africa, *rudis*, Madagascar, *laticeps*, Senegal, p. 98, *hirta*, Trausvaal, p. 100, *bombifrons*, Zanzibar, p. 102, *radiata*, *virescens*, p. 104, *plagiata*, p. 105, Trop. Africa, KARSCH, B. E. Z. xxxv, n. spp.

Quintilia, note on its composition, with classification and notes on species; KARSCH, B. E. Z. xxxv, pp. 116-121.

Q. vitripennis, *conspersa*, p. 118, *frontalis*, p. 119, S. Africa, KARSCH, B. E. Z. xxxv, n. spp.

Stagira segmentaria, Caffraria, KARSCH, B. E. Z. xxxv, p. 127, n. sp.

↓ *Talainga*, n. g., near *Gaana*, p. 166, for *T. binghami*, n. sp., Burma, p. 167; DISTANT, Ann. N. H. (6) v.

Tibiceninae, classification and tabulation of the African genera of; KARSCH, B. E. Z. xxxv, pp. 108-112.

Tympanoterpes gigas recorded from Madagascar, p. 107, and figured, pl. iv, fig. 12; KARSCH, B. E. Z. xxxv.

FULGORIDÆ.

↓ *Anecphora*, n. g. (*Fulgorinae*, near *Aphana*), for *A. aurantiaca*, n. sp., Sierra Leone; KARSCH, B. E. Z. xxxv, p. 63.

Aphana basiflava, Congo, KARSCH, B. E. Z. xxxv, p. 62, pl. ii, fig. 5, n. sp.

Arcopus conspersinervis, Venezuela, LETHIERRY, Ann. Soc. Ent. Fr. (6) x, p. 151, n. sp.

Asiraca insignicornis, Venezuela, LETHIERRY, p. 150, Ann. Soc. Ent. Fr. (6) x, n. sp.

↓ *Aulophorus*, n. g. (*Flatinae*), for *A. canaliculatus*, n. sp., Delagoa Bay; KARSCH, B. E. Z. xxxv, p. 69.

√ *Conoprosthilus*, n. g. (*Flatinae*), p. 68, for *C. limbipunctatus*, n. sp., Trop. Africa, p. 69; KARSCH, B. E. Z. xxxv.

Conosimus ochaninei, Turkestan, PUTON, p. 232, Rev. d'Ent. ix, n. sp.

Cyorda granulata, Venezuela, LETHIERRY, Ann. Soc. Ent. Fr. (6) x, p. 150, n. sp.

Dascalua lurida, Venezuela, LETHIERRY, Ann. Soc. Ent. Fr. (6) x, p. 148, n. sp.

Delphax bifasciata, Canada, PROVANCHER, Faune Can. Hem. p. 337; *D. maidis*, Florida, ASHMEAD, Psyche, v, p. 323: n. spp.

↓ *Dichoneura*, n. g., near *Delphax*, p. 151, for *D. simoni*, n. sp., Venezuela, p. 152; LETHIERRY, Ann. Soc. Ent. Fr. (6) x.

Dictyophora anatina, Algeria, PUTON, p. 231, Rev. d'Ent. ix, n. sp.

√ *Euryprosthilus*, n. g. (*Flatinae*, near *Ormenes*), for *E. latifrons*, n. sp., Madagascar; KARSCH, B. E. Z. xxxv, p. 67.

Flata crassivenosa, pl. ii, fig. 7, *nigritarsis*, Trop. Africa, KARSCH, B. E. Z. xxxv, p. 65, n. spp.

Frutis sinensis, N. China, DISTANT, Ent. xxiii, p. 160, n. sp.

Hyalesthes basalis, Venezuela, LETHIERRY, p. 149, Ann. Soc. Ent. Fr. (6) x, n. sp.

Hysteropterum apterum, Fab., = (*limbatum*, Costa); PUTON, p. 234, Rev. d'Ent. ix.

H. corniculatum, Herzegovina, PUTON, p. 232, Rev. d'Ent. ix, n. sp.

Issus ovifrons, Derbent, p. 232, *jakowleffi*, Shahrud, p. 233, PUTON, Rev. d'Ent. ix; *I. longulus*, Venezuela, LETHIERRY, Ann. Soc. Ent. Fr. (6) x, p. 149 : n. spp.

Ityrcæ wissmanni, Centr. Africa, KARSCH, B. E. Z. xxxv, p. 65, pl. ii, fig. 6, n. sp.

Latois bicoloripes, Madagascar, KARSCH, B. E. Z. xxxv, p. 68, n. sp.

✓*Metoponitys*, n. g. (*Eurybrachydinae*, near *Olonia*), p. 59, for *M. morgeni*, p. 60, *rudimentarius*, p. 61, pl. ii, fig. 3, n. spp., Trop. Africa; KARSCH, B. E. Z. xxxv.

✓*Paramotus*, n. g. (*Flatinae*), for *P. trivirgatus*, n. sp., Trop. Africa; KARSCH, B. E. Z. xxxv, p. 66.

✓*Paropioxys*, n. g. (*Eurybrachydinae*, near *Loxocephala*, Schaum), p. 57, for *P. opulentus*, pl. ii, fig. 2, *sublimis*, fig. 1, p. 58, *fortunatus*, p. 59, Trop. Africa, n. spp.; KARSCH, B. E. Z. xxxv.

↓*Phædolos*, n. g. (*Flatinae*), p. 67, for *P. quadripunctatus*, n. sp., Madagascar, p. 68; KARSCH, B. E. Z. xxxv.

Phantia viridula and *viridipennis*, distinctive characters; PUTON, p. 230, Rev. d'Ent. ix.

Pintalia discoidalis, Venezuela, LETHIERRY, Ann. Soc. Ent. Fr. (6) x, p. 148, n. sp.

Pyrops claviceps, Loango, KARSCH, B. E. Z. xxxv, p. 62, pl. ii, fig. 4, n. sp.

Ricania vitripennis, Venezuela, LETHIERRY, Ann. Soc. Ent. Fr. (6) x, p. 147, n. sp.

CERCOPIDÆ.

Aphrophora cribrata, Venezuela, LETHIERRY, Ann. Soc. Ent. Fr. (6) x, p. 152, n. sp.

Tomuspis equestris, Venezuela, LETHIERRY, Ann. Soc. Ent. Fr. (6) x, p. 152, n. sp.

MEMBRACIDÆ.

Acutalis flaviventris, *retrofasciata*, Venezuela, LETHIERRY, p. 154, Ann. Soc. Ent. Fr. (6) x, n. spp.

Carynota, Fitch, its validity asserted; DUZEE, Psyche, v, p. 391.

Cyphonia furcispina, Venezuela, LETHIERRY, p. 155, Ann. Soc. Ent. Fr. (6) x, n. sp.

Ennya rufo-maculata, Ecuador, FALLOU, Rev. d'Ent. ix, p. 353, n. sp.

Gargara davidi, Pekin, FALLOU, Rev. d'Ent. ix, p. 354, n. sp.

Heliria gounellei, Bahia, FALLOU, Rev. d'Ent. ix, p. 354, n. sp.

Heteronotus trinodosus, Venezuela, LETHIERRY, Ann. Soc. Ent. Fr. (6) x, p. 154, n. sp.

- Hyphinoe marginalis*, Guatemala, FALLOU, Rev. d'Ent. ix, p. 353, n. sp.
Nicomia inermis, retrospinosa, Venezuela, LETHIERRY, p. 155, Ann. Soc. Ent. Fr. (6) x, n. spp.
Oxygonia fasciata, Ecuador, FALLOU, p. 353, Rev. d'Ent. ix, n. sp.
Sphongophorus brunneus, Brazil, FALLOU, Rev. d'Ent. ix, p. 354, n. sp.
Tolania cristata, Venezuela, LETHIERRY, Ann. Soc. Ent. Fr. (6) x, p. 155, n. sp.

JASSIDÆ.

- Notes on the habits and ravages of various species in N. America ; OSBORN, Bull. Dep. Agric. Ent. xxii, pp. 20-32.
Agallia limbata, Fieb., = (*dimorpha*, Löw) ; PUTON, p. 234, Rev. d'Ent. ix.
A. oculata, California, VAN DUZEE, Ent. Am. vi, p. 38 ; *A. major*, Venezuela, LETHIERRY, Ann. Soc. Ent. Fr. (6) x, p. 156 : n. spp.
Allygus inscriptus, California, VAN DUZEE, Ent. Am. vi, p. 92, n. sp.
Athysanus striatulus, Fall, ? described ; VAN DUZEE, Ent. Am. vi, p. 134, woodcut.
Bythoscopus pruni, Canada, PROVANCHER, Faune Can. Hem. p. 290, n. sp. ? ; *B. distinctus*, p. 225, *cognatus*, p. 226, N. America, VAN DUZEE, Ent. Am. vi : n. spp.
Deltocephalus chlamidatus, superbus, Canada, PROVANCHER, Faune Can. Hem. p. 339 ; *D. coquilletti*, p. 95, *minutus*, p. 96, California, VAN DUZEE, Ent. Am. vi : n. spp.
Erythroneura mali, Canada, PROVANCHER, Faune Can. Hem. p. 298, n. sp.
Gypona bipunctulata, p. 30, *nigra, albimarginata*, p. 31, *bimaculata*, p. 32, Illinois, WOODWORTH, Bull. Illin. Lab. N. H. iii, n. spp.
Idiocerus nubilus, England, BUCKTON, Mon. Brit. Cic. p. 118, pl. xxxv, fig. 4 ; *I. crategi*, Canada, DUZEE, Canad. Ent. xxii, p. 110 : n. spp.
Jassus lactipennis, California, VAN DUZEE, Ent. Am. vi, p. 49, n. sp.
Macropsis pubipennis, Venezuela, LETHIERRY, Ann. Soc. Ent. Fr. (6) x, p. 156, n. sp.
Monecphora limbata, Mexico, *marginata*, Madagascar, *ruficollis, rufomaculata*, Ecuador, p. 351, *rugosa*, Madagascar, p. 352, FALLOU, Rev. d'Ent. ix, n. spp.
Pediopsis nubila, California, VAN DUZEE, Ent. Am. vi, p. 37 ; *P. tristis*, Iowa, DUZEE, Canad. Ent. xxii, p. 249 : n. spp.
Platymetopius frontalis, N. America, DUZEE, Canad. Ent. xxii, p. 112 ; *P. elegans*, California, VAN DUZEE, Ent. Am. vi, p. 94 : n. spp.
Scaphoideus scalaris, California, VAN DUZEE, Ent. Am. vi, p. 51, n. sp.
Sphenorhina sipolisi, Brazil, *bicolor*, New Britain, p. 352, *humeralis*, Madagascar, p. 353, FALLOU, Rev. d'Ent. ix, n. spp.
Tettigonia similis, Illinois, WOODWORTH, Bull. Illin. Lab. N. H. iii, p. 25 ; *T. atrovirens*, p. 157, *novemnotata, inflatoseta*, Venezuela, LETHIERRY, Ann. Soc. Ent. Fr. (6) x : n. spp.

Thamnotettix lurida, Iowa, VAN DUZEE, *Canad. Ent.* xxii, p. 250 ; *T. atropunctata*, p. 91, *limbata*, p. 92, California, *T. fitchii*, New Jersey, p. 133, *T. subvenea*, *coquilletti*, p. 77, *geminata*, p. 79, *flavocapitata*, p. 80, California, VAN DUZEE, *Ent. Am.* vi ; *T. alterninervis*, Venézuela, LETHIERRY, *Ann. Soc. Ent. Fr.* (6) x, p. 160 : n. spp.

Typhlocyba unica, Canada, PROVANCHER, *Faune Can. Hem.* p. 340, n. sp.

PSYLLIDÆ.

Fossil *Psyllidæ* ; SCUDDER (754).

Diraphia quadricornis, p. 306, *sanguinea*, p. 307, Canada, PROVANCHER, *Faune Can. Hem.*, n. spp.

Livia saltatrix, *bifasciata*, Canada, PROVANCHER, *Faune Can. Hem.*, p. 307, n. spp.

Pachypsylla celtidis-vesiculum, *celtidis-astericus*, p. 618, *celtidis-umbilicus*, p. 619, *celtidis-pubescentis*, p. 620, *celtidis-globulus*, *celtidis-cucurbita*, p. 621, N. America, RILEY, in 5th Rep. U. S. Ent. Comm., n. spp.

Psylla recticeps, Canada, PROVANCHER, *Faune Can. Hem.* p. 305, n. sp.

Rhinocola eucalypti, p. 160, pl. x, figs. 3-16, *fuchsie*, p. 162, pl. xii, figs. 13-25, New Zealand, MASKELL, *Tr. N. Z. Inst.* xxii, n. spp.

Trioza pellucida, p. 164, pl. xi, *panacis*, p. 167, pl. xii, figs. 1-12, MASKELL, *Tr. N. Z. Inst.* xxii, n. spp.

APHIDIDÆ.

[*Cf.* CHOLODKOVSKY (129, 130), ECKSTEIN (210), KRASSILSTCHIK (448), SMITH (797), SMITH (817), WEED (897), WESTWOOD (908).]

Notes on the minute structure of antennæ, &c. ; SMITH, *Psyche*, v, pp. 409-414, woodcuts.

Aphididæ infested by *Bacilli* ; KRASSILSTCHIK (448).

Fossil *Aphididæ* ; SCUDDER (754).

Aphis dianthi, excessive abundance near Manchester ; CAMERON, *Mem. Manch. Soc.* (4) ii, p. 9.

A. persicæ-niger, N. America, SMITH, *Ent. Am.* vi, pp. 101 & 201, n. sp.

Chermes, biological notes on ; CHOLODKOVSKY (129, 130). *C. abietis*, pp. 392-399, *strobilobius* = (*coccineus*, Ratz. part., = *lapponicus*, Chol.), pp. 399-407, *coccineus*, Ratz. part., pp. 408-412, *sibiricus*, pp. 413-419, life-histories, cycles and migrations ; CHOLODKOVSKY, *Hor. Ent. Ross.* xxiv. *C. strobilobius*, *viridis*, *geniculatus*, *corticalis*, notes on life-histories of ; ECKSTEIN, *Zool. Anz.* xiii, pp. 86-90.

C. sibiricus, CHOLODKOVSKY, *Rev. Sci. Nat. Pet.* i, p. 310, n. sp. ? [*cf.* *Zool. Rec.* xxvi, *Ins.* p. 298].

Lachnus strobi, *dentatus*, *pini*, forms of, described, pp. 116-118, figured pls. vi & vii ; WEED, *Bull. Ohio Exp. Stat. Tech. ser.* i.

Melanoxanthus salicti, forms described and figured, pp. 113 & 114, pl. iv, figs. 1-4, *salicis*, p. 115, pl. v, figs. 1-3 ; WEED, *Bull. Ohio Exp. Stat. Tech. ser.* i.

Myzus cerasi, L., forms of, described and figured ; WEED, pp. 111-113, pl. iii, figs. 1-5, Bull. Ohio Exp. Stat. Tech. ser. i.

Pemphigus alni, Canada, PROVANCHER, Faune Can. Hem. p. 320, n. sp.

Schizoneura corni, observations on, concluding that it, *S. venusta*, Pass., *panicola*, Thos., *Eriosoma fungicola* and *cornicola*, Walsh, are all one species ; OSBORN, pp. 32-40, Bull. Dep. Agric. Ent. xxii.

Siphonophora avenæ, Fab., notes on it and its parasites ; WEBSTER, pp. 64-72, Bull. Dep. Agric. Ent. xxii, and RILEY, Rep. 1889, pp. 348-355, pls. i & vi.

S. artocarp, Ceylon, WESTWOOD, Tr. E. Soc. 1890, p. 649, pl. xxi, n. sp.

ALEURODIDÆ, COCCIDÆ.

[Cf. DOUGLAS (183), HUDSON (388), KOEBELE (436), MASKELL (512, 513, 514, 515), MORGAN (556), RILEY & HOWARD (696), TARGIONI-TOZZETTI & FRANCESCHINI (844), WARD (878).]

Note on habits of *Coccidæ* ; MASKELL, Ent. M. M. (2) i, p. 277.

Fossil *Coccidæ* ; SCUDDER (754).

Aleurodes sacchari, Fiji Is., p. 171, pl. xiii, figs. 1-10, *papillifer*, figs. 11-17, *asplenii*, figs. 18-20, p. 173, *melicyti*, fig. 21-24, p. 174, *fagi*, figs. 25 & 26, *simplex*, fig. 27, p. 175, New Zealand, MASKELL, Tr. N. Z. Inst. xxii, n. spp.

Aspidiotus aurantii, *rossi*, &c., noticed ; KOEBELE, Bull. Dep. Agric. Ent. xxi, pp. 10 & 11.

Chionaspis dysoxyli, food plants and apterous male noticed ; MASKELL, Tr. N. Z. Inst. xxii.

Cælostoma australe, Sydney, MASKELL, P. Linn. Soc. N.S.W. (2) v, p. 280, pl. xv ; *C. assimile*, New Zealand, MASKELL, p. 153, pl. ix, figs. 19-24, Tr. N. Z. Inst. xxii : n. spp.

√ *Crossotosoma*, n. g., for *C. ægyptiacum*, Alexandria, n. sp. ; DOUGLAS, p. 79, Ent. M. M. (2) i.

Crossotosoma is not distinct from *Icerya* ; RILEY & HOWARD, Ins. Life, iii, p. 97.

↓ *Cryptococcus*, n. g., next *Xylococcus* for *Coccus fagi*, Baer. ; DOUGLAS, Ent. M. M. (2) i, p. 155.

Diaspis, synonymical and biological notes on *D. ostreaformis* and other species ; MORGAN, Ent. M. M. (2) i, pp. 42-44. *D. pentagona* described and figured ; TARGIONI-TOZZETTI & FRANCESCHINI, Bull. Ent. Ital. xxi, pp. 58-66, pl. i.

D. zamia, on *Zamia villosa*, in a conservatory at Oporto ; MORGAN, Ent. M. M. (2) i, p. 44, n. sp.

Dactylopius ephedre, California, COQUILLETT, West Am. Scientist, vii, p. 43 ; *D. cocotis*, Fiji Is., p. 149, pl. iv, fig. 16-24, *areca*, pl. viii, figs. 1-6, *aurilanatus*, p. 151, figs. 7-18, *obtectus*, p. 152, pl. vi, figs. 12-21, New Zealand, MASKELL, Tr. N. Z. Inst. xxii : n. spp.

Eriococcus raithbyi, New Zealand, MASKELL, Tr. N. Z. Inst. xxii, p. 145, pl. ix, figs. 1-18, n. sp.

Gossyparia and *Eriococcus*, generic distinctions discussed; MASKELL, p. 146, Tr. N. Z. Inst. xxii.

G. cavellii, New Zealand, MASKELL, Tr. N. Z. Inst. xxii, p. 147, pl. vii, figs. 13-22, n. sp.

Icerya, monograph of; RILEY & HOWARD, *Ins. Life*, iii, pp. 92-106. *I. purchasi*, observations on, in Australia; KOEBELE (436): in Tasmania, association with ants and destruction by *Coccinella*, sp.; HUDSON, Tr. N. Z. Inst. xxii, p. 176: destruction of in New Zealand; MASKELL, Ent. M. M. (2) i, p. 17.

I. rosa, Florida, p. 93, *montserratensis*, W. India, pp. 99-101, *palmeri*, Mexico, p. 104, RILEY & HOWARD, *Ins. Life*, iii, n. spp.

Lecanium fuscum, descriptive note; DOUGLAS, Ent. M. M. (2) i, p. 318.

L. robiniarum, Hungary, DOUGLAS, Ent. M. M. (2) i, p. 318; *L. chirimoliae*, Fiji Is., MASKELL, Tr. N. Z. Inst. xxii, p. 137, pl. iv, figs. 5-15: n. spp.

Monophloeus crawfordi noticed and figured; KOEBELE (436), pp. 20 & 21.

Mytilaspis linearis, p. 226, *buxi*, *pinnaeformis*, p. 229, *ficus*, p. 230, descriptive and synonymical notes on; MORGAN, Ent. M. M. (2) i.

M. grisea, p. 133, pl. iv, fig. 1, *pallens*, p. 134, figs. 2-4; MASKELL, Tr. N. Z. Inst. xxii, n. spp.

Pseudococcus aceris, adult ♀ described; DOUGLAS, Ent. M. M. (2) i, p. 153.

P. quercus on *Quercus robur* at Hereford; DOUGLAS, Ent. M. M. (2) i, p. 154; *P. yuccae*, California, COQUILLET, West Am. Scientist, vii, p. 44: n. spp.

Pulvinaria ribesiae, notes on, with description of ♂; DOUGLAS, Ent. M. M. (2) i, p. 238.

Rhizococcus totarae, p. 142, pl. vi, figs. 1-11, *pulchellus*, p. 143, pl. vii, figs. 1-5, *maculatus*, p. 144, pl. vii, figs. 6-12, New Zealand, MASKELL, Tr. N. Z. Inst. xxii, n. spp.

† *Solenophora*, n. g., *Acanthococcidae*, for *S. fagi*, pl. v, figs. 1-18, p. 139; *corokiae*, p. 141, pl. v, figs. 19-24, n. spp., New Zealand; MASKELL, Tr. N. Z. Inst. xxii.

(F). *NEUROPTERA.*

Closure of the tracheal system in the early stages discussed ; DEWITZ (166, 167).

TRICHOPTERA.

[Cf. KLAPÁLEK (433, 434), MORTON (557), SCUDDER (754), WALLEN-
GREN (874), WOOD-MASON (926).]

Wallengren's classification and synonymy of Scandinavian *Trichoptera* noticed ; MACLACHLAN, Ent. M. M. (2) i, pp. 212-214.

Fossil *Trichoptera* ; SCUDDER (754).

Beraea maurus, metamorphoses ; MORTON, Ent. M. M. (2) i, p. 231, woodcuts.

Beraodes minuta, L., metamorphoses ; MORTON, Ent. M. M. (2) i, p. 233, woodcuts.

Hydroptila maclachlani, Bohemia, KLAPÁLEK, p. 177, SB. Ak. Wien, 1890, n. sp.

Tinodes wæneri and *aureola*, metamorphoses ; MORTON, Ent. M. M. (2) i, pp. 38-42, woodcuts.

Molanna angustata, larva and case ; MORTON, Ent. M. M. (2) i, pp. 128-131, woodcuts.

Notanatica vivipara, E. India (a viviparous species) ; WOOD-MASON, Ann. N. H. (6) vi, pp. 139-141, woodcut, n. sp.

Odontocerum albicorne, metamorphoses ; MORTON, Ent. M. M. (2) i, pp. 181-184, woodcuts.

Oxyethira costalis, Curt., metamorphoses ; KLAPÁLEK, SB. Böhm. Ges. 1890, pp. 204-208, pl. ix.

O. friei, Bohemia, KLAPÁLEK, p. 182, SB. Böhm. Ges. 1890, n. sp.

Phryganea flavilatera, L., and other Linnæan names discussed ; WALLEN-
GREN, Ent. Tidskr. xi, pp. 10-17.

NEUROPTERA-PLANIPENNIA.

New fossil forms ; SCUDDER (754).

PSEUDO-NEUROPTERA.

THYSANURA and COLLEMBOLA.

[Cf. CASEY (122), FERNALD (253), GRASSI & ROVELLI (324), MONIEZ (548, 549), OUDEMANS (586), UZEL (857).]

Classification of the *Thysanura* proper, adopting two groups, *Entotrophi* and *Ectotrophi*, and four families, *Campodeidae*, *Japygidae*, *Machilidae*, *Lepismatidae*; GRASSI & ROVELLI (324).

Note on the habits of marine *Thysanura*; MONIEZ (549).

Fossil *Thysanura*; SCUDDER (754).

Achorutes socialis, p. 69, *sigillatus*, p. 70, Bohemia, UZEL, SB. Böhm. Ges. 1890; *A. crassus*, Sumatra, OUDEMANS, in Weber Ergeb. i, p. 90 : n. spp.

Anura fortis, Java, OUDEMANS, in Weber Ergeb. i, p. 91, n. sp.

Anurida maritima, anatomy of; FERNALD (253).

Cyphodeirus albinus, habits; MONIEZ, Rev. Biol. iii, p. 64.

Entomobrya dorsalis, p. 60, pl. i, fig. 6, *puncteola*, p. 61, pl. i, fig. 5, Bohemia, UZEL, SB. Böhm. Ges. 1890; *E. florensensis*, Flores, p. 86, pl. vii, fig. 15, *longicornis*, Java, fig. 14, p. 87, OUDEMANS, in Weber Ergeb. i : n. spp.

† *Gastrotheus*, n. g., indicating a new family of *Thysanura*, with *G. termitarius* for type; CASEY, p. 503, Ann. N. York Ac. v.

Isotoma pulchella, Croisic, MONIEZ, Rev. Biol. ii, p. 431; *I. palliceps*, pl. ii, figs. 1-3, *voraginum*, Bohemia, UZEL, SB. Böhm. Ges. 1890, p. 65 : n. spp.

Japyx indicus, Malay Arch., OUDEMANS, in Weber Ergeb. i, p. 77, pl. vi, figs. 3-5, n. sp.

† *Lepidocampa*, n. g. (*Campodeidae*), for *L. weberi*, n. sp., Malay Arch.; OUDEMANS, in Weber Ergeb. i, p. 76, pl. vii, figs. 6-13.

Lepidocyrtus neglectus, Croisic, MONIEZ, Rev. Biol. ii, p. 430; *L. paradoxus*, p. 50, *fucatus*, p. 52, Bohemia, UZEL, SB. Böhm. Ges. 1890; *L. variabilis*, p. 84, *javanicus*, p. 85, Java, OUDEMANS, in Weber Ergeb. i : n. spp.

Lepisma saccharina, anatomy of; FERNALD (253). *L. aurea*, Duf., note on; WASMANN, Deutsche e. Z. 1890, p. 300.

L. cincta, p. 80, pl. vi, fig. 1, *nigra*, p. 82, pl. vi, fig. 2, Java, OUDEMANS, in Weber Ergeb. i, n. spp.

Lipura tuberculata, France, MONIEZ, Rev. Biol. iii, pp. 66 & 67, n. sp.

Macrotoma montana, Sumatra, OUDEMANS, in Weber Ergeb. i, p. 84, n. sp.

Orchesella alticola, Bohemia, UZEL, p. 45, pl. i, fig. 4, SB. Böhm. Ges., n. sp.

Sira trouessarti, Croisic, MONIEZ, Rev. Biol. ii, p. 429; *S. annulicornis*, Java, p. 87, *sumatrana*, Sumatra, p. 88, OUDEMANS, in Weber Ergeb. i : n. spp.

Smynthurus aquaticus, notes on; BROWNE, J. Quek. Club (2) iv, pp. 62-64, pl. v.

S. rex, pl. i, fig. 2, *frontalis*, fig. 3, p. 37, Bohemia, UZEL, SB. Böhm. Ges. 1890, n. spp.

† *Thermobia*, n. n. for *Thermophila*, Gr.; *Lepisma domestica*, Pack., referred to it; BERGROTH, Ent. Am. vi, p. 233.

Thermophila furnorum, ROV., note on its characters; OUDEMANS, Nat. Sicil. ix, pp. 253-255.

Xenylla longispina, Bohemia, UZEL, p. 71, SB. Böhm. Ges. 1890, n. sp.

MALLOPHAGA.

[Cf. BEZZI (53), PIAGET (604, 605).]

Mallophaga adhering to a fly parasitic on birds; SHARP, P. E. Soc. 1890, p. xxx.

Colpocephalum temporale on *Macroglossus aterrimus*, p. 252, pl. x, fig. 6; *pungens* on *Calorais panayensis*, p. 253, fig. 7; *patellatum* on *Numenius arquatus*, p. 254, fig. 8; *ciliatum* on *Tetraogallus cuvieri*, p. 256, fig. 9; *nanum* on *Larus canus*, p. 257, fig. 10; *pachypus* on *Prionites brasiliensis*, p. 258, fig. 11; PIAGET, Tijdschr. Ent. xxxiii, n. spp.

Docophorus piageti = (*bisignatus*, Piag., nec N. & G.), on *Ara macao*, BEZZI, Bull. Ent. Ital. xxii, pp. 33-36; *D. duplicatus* on *Ceryla rudis*, p. 223, pl. viii, fig. 1; *paraboliceps* on *Menura lyra*, p. 224, fig. 2; *hamatofasciatus* on *Penelopides manilla*, p. 225, fig. 3; PIAGET, Tijdschr. Ent. xxxiii : n. spp.

Goniocotes haplogonus, Nitzsch, figured, pl. ix, fig. 1, described p. 236; PIAGET, Tijdschr. Ent. xxxiii.

G. pallidiflavus on *Megacephalum maleo*, PIAGET, p. 235, pl. viii, fig. 11, Tijdschr. Ent. xxxiii, n. sp.

Goniodes suborbiculatus on *Goura victoria*, PIAGET, p. 237, pl. ix, fig. 2, Tijdschr. Ent. xxxiii, n. sp.

Lipeurus porrectus on *Buceros bicornis*, p. 239, pl. ix, fig. 3; *latifasciatus* on *Megapodium freycineti*, p. 240, fig. 4; *tsade* on *Megacephalum calao*, p. 241, fig. 5; *breviceps* on *Diomedea exulans*, p. 243, fig. 6; *gracilentus* on *Ibis rubra*, p. 244, fig. 7; *saturatior* on *Tochus erythrorhynchus*, p. 246, pl. x, fig. 1; *unguiculatus* on *Herodias novæ hollandiæ*, p. 247, fig. 2, PIAGET, Tijdschr. Ent. xxxiii, n. spp.

Menopon affine on *Diomedea exulans*, p. 248, pl. x, fig. 3; *circinatum* on *Stercorarius pomarinus*, p. 249, fig. iv; *popellus* on *Podoa senegalensis*, p. 251, fig. 5; PIAGET, Tijdschr. Ent. xxxiii, n. spp.

Nirmus assimilis on *Ægialitis asiatica* in Norfolk, PIAGET, P. E. Soc. 1890, p. xxiii; *N. albescens* on *Sarcorhamphus gryphus*, p. 226, pl. viii, fig. 4; *trinoton* on *Macrocerus macao*, p. 227, fig. 5; *temporalis* on *Buceros manillensis*, p. 228, fig. 6; *immaculatus* on *Ædicnemus crepitans*, p. 230, fig. 7; *semicingulatus* on *Strepsilas collaris*, p. 231, fig. 8; *castaneus* on *Sula piscatrix*, p. 232, fig. 9; PIAGET, Tijdschr. Ent. xxxiii : n. spp.

Nitzchia pulicare, its period of development; OSBORN, Ins. Life, iii, p. 115.

Docophorus turbinatus on *Mycteria senegalensis*, PIAGET, p. 233, pl. viii, fig. 10, Tijdschr. Ent. xxxiii, n. spp.

Trichodectes sp. found on *Erinaceus europæus*; BEZZI, Bull. Ent. Ital. xxii, p. 36.

TERMITIDÆ, EMBIIDÆ, THYSANOPTERA.

Thysanoptera, structure of the head and mouth ; GARMAN, *Canad. Ent.* xxii, p. 215.

Termites of Panama ; DUDLEY (191).

Embia, systematic position discussed ; GRASSI (323).

PSOCIDÆ.

[*Cf.* LOENS (487, 488, 489), MACLACHLAN (503).]

Dimorphism in females of several genera and species noticed ; LOENS, *Ent. Nachr.* xvi, p. 11.

Fossil *Psocidæ* ; SCUDDER (754).

Amphigerontia, note on characters of ; MACLACHLAN, *Ent. M. M.* (2) i, p. 288.

Elipsocus consimilis, England, MACLACHLAN, *Ent. M. M.* (2) i, p. 269, n. sp.

Psocus quadrimaculatus, Latr., = (*subnebulosus*, Steph.) ; MACLACHLAN, *Ent. M. M.* (2) i, p. 287. *P. sexpunctatus*, albinism in ; LOENS, *Ent. Nachr.* xvi, p. 49.

Psyllipsocus ramburii, injurious in houses ; BERTKAU, *Verh. Ver. Rheinl.* xlvii, p. 64.

EPHEMERIDÆ.

Fossil *Ephemeridæ* ; SCUDDER (754).

Hexagenia albivitta, Wlk., *bilineata*, Say, *limbata*, Pict., notes on ; HAGEN, *S. E. Z.* li, pp. 11-13.

Prosopistoma foliaceum, anatomy of larva, with some notes on *P. variegatum* ; VAYSSIÈRE (858).

ODONATA.

[*Cf.* CALVERT (107), HAGEN (339, 340, 341, 342), KARSCH (412, 413, 414), KIRBY (428, 430), RODZIANKO (708), SELYS (768, 769).]

Synonymic catalogue of *Odonata* ; KIRBY (428).

Catalogue of the Sumatran *Odonata*, with remarks on characters, descriptions of some imperfectly known species, and other observations ; SELYS, *Ann. Mus. Genov.* (2) vii, pp. 444, &c.

Notes on the oviposition of some species of *Libellula* and *Platythemis* ; BEUTENMÜLLER, *Ent. Am.* vi, pp. 165 & 166.

Notes on swarms of *Libellula quadrimaculata* ; Tijdschr. *Ent.* xxxiii, pp. xviii-xxii.

Fossil *Odonata* ; SCUDDER (754).

The paper recorded, *Zool. Rec.* xxvi, *Ins.* Titles 91, BORRE, alphabetical list of specific names of *Libellulinae* appeared in *Mém. Liège*, xvi, *Mém.* 4.

Acanthagyna, n. n., to replace *Gynacantha*, Selys, *nec* Ramb. ; KIRBY, *Cat.* p. 94.

Æschna sitchensis, septentrionalis, redescribed ; HAGEN, Psyche, v, pp. 353 & 354.

Æshna, Æschna, Gomphus, synonymical discussion ; *Gomphus* to be retained ; SELYS, p. clxi, C.R. Ent. Belg. 1890.

Agrion to be used for *Calopteryx*, auct. ; KIRBY, Cat. p. 96.

Aino, n. g., = (*Nannophya*, Kirby, nec Ramb.), for *A. puella*, n. sp., Malay Arch. ? ; KIRBY, Ann. N. H. (6) v, p. 113.

Amphicnemis ecornuta, Sumatra, SELYS, Ann. Mus. Genov. (2) vii, p. 482, n. sp.

Anax, characters and synonymy of the N. American species ; HAGEN, Psyche, v, pp. 303-307.

† *Archibasis*, n. n., to replace *Stenobasis*, Selys ; KIRBY, Cat. p. 156.

√ *Caconeura*, n. n., to replace *Alloneura*, Selys ; KIRBY, Cat. p. 134.

√ *Cænoneura*, n. n., to replace *Neoneura*, Selys ; KIRBY, Cat. p. 136.

Calopteryx, notes on the species of ; SELYS, C.R. Ent. Belg. 1890, pp. cxvi-cxviii.

Celithemis, notes on the N. American species ; HAGEN, Psyche, v, pp. 383 & 384.

† *Cæliccia*, n. n., to replace *Trichocnemis*, Selys ; KIRBY, Cat. p. 128.

√ *Cænagrion*, n. n., to replace *Agrion* (Fab.), Leach, KIRBY, Cat. p. 148, but the name to be suppressed ; SELYS, p. clxii, C.R. Ent. Belg. 1890.

√ *Copera*, n. n., to replace *Psilocnemis*, Selys ; KIRBY, Cat. p. 129.

Cordulia lintneri redescribed, appendages figured ; HAGEN, p. 371, pl. i, figs. 10-17.

√ *Devadatta*, n. n., to replace *Tetraneura*, Selys ; KIRBY, Cat. p. 111.

Diastatomma to be used in place of *Longchampia*, Kirby ; SELYS, p. clxi, C.R. Ent. Belg. 1890.

Diplax rubicundula, madida, flavicosta, redescribed ; HAGEN, pp. 385 & 386, Psyche, v.

Epitheca walshii, ♀ described ; CALVERT, Tr. Am. Ent. Soc. xvii, p. 33.

E. yamaskanensis and *obsoleta*, described and distinguished ; HAGEN, pp. 367-371, Psyche, v.

Gomphides : notes on the classification, with tabular characters of the genera, and some species of Africa and Madagascar ; KARSCH, Ent. Nachr. xvi, pp. 370 & 382.

Gomphus, Leach, auct., to be called *Æshna* ; KIRBY, Cat. p. 64.

Lepthemis gravis, N. America, CALVERT, Tr. Am. Ent. Soc. xvii, p. 35, n. sp.

Leucorhinia hudsonica, Sel., = (*hageni*, Calvert) ; CALVERT, Ent. News, i, p. 73.

L. frigida, borealis, p. 231, *glacialis*, p. 234, N. America, HAGEN, Tr. Am. Ent. Soc. xvii ; *L. hageni*, Nova Scotia, p. 36, *proxima* (Hagen), p. 38, N. America, CALVERT, Tr. Am. Ent. Soc. xvii : n. spp.

Libellula incesa redescribed ; HAGEN, p. 384, Psyche, v : ♀ described ; CALVERT, Tr. Am. Ent. Soc. xvii, p. 34.

Lindenia to be used instead of *Vandera*, Kirby ; SELYS, p. clxi, C.R. Ent. Belg. 1890.

- † *Longchampia*, n. n., to replace *Diastatomma*, Burm.; KIRBY, Cat. p. 76.
Mecistogaster lucretia, Dr., and *marchali*, Ramb., synonymical note;
 SELYS, pp. cxix and clxiv, C.R. Ent. Belg. 1890.
Micrathyria hemimelena, Sarayacu, KARSCH, S. E. Z. li, p. 296, n. sp.
 † *Microdiplox*, n. subg. of *Brachydiplox*, p. 457, for *M. delicatula*, n. sp.,
 Sumatra, p. 459; SELYS, Ann. Mus. Genov. (2) vii.
 † *Micronympha*, n. n., to replace *Ischnura*, Charp.; KIRBY, p. 140.
 † *Neurogomphus*, n. g., for *N. fuscifrons*, n. sp., Cameroons; KARSCH,
 Ent. Nachr. xvi, p. 380.
 † *Oligoæschna*, Selys, n. subg., *Æshnina*, p. 470, for *O. modiglianii*, n. sp.,
 Nias I., p. 471; SELYS, Ann. Mus. Genov. (2) vii.
Onychogomphus lacustris, Tanganyika, p. 377, *madegassus*, Madagascar,
abnormis, Cameroons, p. 378, KARSCH, Ent. Nachr. xvi, n. spp.
 † *Pentathemis*, n. g. (*Corduliinae*), p. 33, for *P. membranulata*, n. sp., Torres
 Straits, p. 34, KARSCH, Ent. Nachr. xvi.
 † *Philoganga*, n. n., to replace *Anisoneura*, Selys; KIRBY, Cat. p. 111.
 † *Podogomphus*, n. g., for *P. spinosus*, n. sp., W. Africa; KARSCH, Ent.
 Nachr. xvi, p. 381.
 † *Pseudophæa*, n. n., to replace *Euphæa*, Ramb.; KIRBY, Cat. p. 109.
Rhyothemis fulgens, p. 450, *curiosa*, p. 451, Sumatra, SELYS, Ann. Mus.
 Genov. (2) vii, n. spp.
 † *Steropoides*, n. n., for *Sterope*, Heer; KIRBY, Cat. p. 176.
 † *Teinobasis*, n. n., to replace *Telebasis*, Selys; KIRBY, Cat. p. 157.
Thermochoria, Kirby, characters of; KARSCH, S. E. Z. li, p. 295.
 † *Umma*, n. n., to replace *Cleis*, Selys; KIRBY, Cat. p. 100.
 † *Vanderia*, n. n., to replace *Lindenia*, Selys; KIRBY, Cat. p. 78.
 † *Zonothrasys*, n. g., near *Sympetrum*, Newm., for *Z. partitus*, n. sp.;
 Benué; KARSCH, p. 297, S. E. Z. li.
 † *Zoræna*, n. n., to replace *Thecaphora*, Selys; KIRBY, Cat. p. 79.
Zyxomma atlanticum, W. Africa, SELYS, Ann. Mus. Genov. (2) vii,
 p. 449, n. sp.

(G.) ORTHOPTERA.

[Cf. BOLIVAR (70, 71, 72), BRONGNIART (91, 93), BRUNNER (97), CONTE-JEAN (141, 142), COSTA (147), COTES (150, 151), FINOT (258), GODING (315), HAASE (338), HALJ (344), HENNEGUY (355), JAMMES (406), KARSCH (415, 416, 417, 418), KIRBY (429), KRAUSS (449, 450, 451), KÜNCKEL (461, 462), LAMEERE (469), MINCHIN (543), PANTEL (596), RODZIANKO (708), SABATIER (717), SAJO (718), SCUDDER (754, 756, 757, 761), TEPPER (847), VIALLANES (867), VOSSELER (869), WASMANN (883), WHEELER (912, 913), WOOD-MASON (924, 925).]

New family of fossil *Orthoptera*, see BRONGNIART (91), and Palæontology, p. 92.

FORFICULIDÆ.

Bibliographic revision of names of genera proposed previous to 1840 ; KIRBY, P. R. *Dubl. Soc.* vi, pp. 558 & 559.

Fossil *Forficulidæ* ; SCUDDER (754).

The stink-glands of *Forficulidæ* described ; VOSSELER (869).

BLATTIDÆ.

Bibliographic revision of the names of genera proposed previous to 1840 ; KIRBY, P. R. *Dubl. Soc.* vi, pp. 560-563.

Fossil *Blattidæ* ; SCUDDER (754, 756, 757).

Blatta sp., parts of the mouth in ; HOWARD, P. E. *Soc. Wash.* p. 216.

B. germanica, dorsal gland of ; MINCHIN (543).

Derocalymma brunneriana, C. Good Hope, COSTA, *Rend. Acc. Nap.* (2) iv, p. 174, n. sp.

Homalopteryx capucina, ♀ described ; BOLIVAR, *Ann. Soc. Ent. Fr.* (6) x, p. 137.

Ochrophlebia ? *savignyi*, Egypt, KRAUSS, *Verh. z.-b. Wien*, xl, p. 261 ; figured in Savigny *Descr. de l'Égypte Orthop.* pl. vi, fig. 15, : n. sp.

Panchloria brazze, Congo, BOLIVAR, p. 303, *An. Soc. Esp.* xix, n. sp.

Periplaneta orientalis and *americana*, dorsal gland of ; MINCHIN (543).

P. savignyi, Egypt, KRAUSS, *Verh. z.-b. Wien*, xl, p. 242, figured in Savigny *Descr. de l'Égypte Orthop.* pl. i, fig. 13, n. sp.

Phyllodromia germanica in N. America ; RILEY, *Ins. Life*, ii, p. 267.

Stilopyga nitida, Philippines, BOLIVAR, p. 302, *An. Soc. Esp.* xix, n. sp.

Temnopteryx dimidiatipes, Philippines, p. 300, pl. i, fig. 1, *brachyptera*, N. Africa, p. 301, fig. 2, BOLIVAR, An. Soc. Esp. xix, n. spp.

Thyrsocera lineaticollis, Sumatra, BOLIVAR, p. 302, An. Soc. Esp. xix, n. sp.

MANTIDÆ.

Ootheca of a Madagascar species noticed ; LUCAS, p. cxxxi, Bull. Soc. Ent. Fr. 1890.

Bibliographic revision of the names of genera proposed previous to 1840 ; KIRBY, P. R. Dubl. Soc. vi, pp. 564-569.

√ *Blepharodes*, n. g., *Empusides*, p. 305, for *B. candelarius*, n. sp., Mogadixo, p. 306, pl. i, fig. 4 ; BOLIVAR, An. Soc. Esp. xix.

Compsomantis tumidiceps, Philippines, BOLIVAR, p. 303, An. Soc. Esp. xix, n. sp.

Harpax ocellata in confinement, notes on ; THOMSON, P. Z. S. 1890, p. 95.

√ *Otomantis*, n. g., near *Acromantis*, p. 304, for *O. scutigera*, n. sp., Lourenço Marques, p. 305, pl. i, fig. 3 ; BOLIVAR, An. Soc. Esp. xix.

√ *Parymenopus*, n. g., near *Hymenopus*, for *P. davisoni*, n. sp., Singapore ; WOOD-MASON, p. 437, Ann. N. H. (6) v.

√ *Triænocorypha*, n. g., near *Oxypilus*, p. 439, for *P. dohertii*, n. sp., Perak, p. 440, pl. xviii ; WOOD-MASON, Ann. N. H. (6) v.

PHASMATIDÆ.

Bibliographic revision of the names of genera proposed previous to 1840 ; KIRBY, P. R. Dubl. Soc. vi, pp. 569-574.

Fossil *Phasmatidæ* ; SCUDDER (754).

Revision of the *Phasmides* of Europe and neighbouring countries ; PANTEL, An. Soc. Esp. xix, pp. 371-422.

Bacillus algericus, Oran, PANTEL, An. Soc. Esp. xix, p. 394, n. sp. (? = *gallicus* var.).

Diapheromera femorata in confinement ; THOMSON, P. Z. S. 1890, p. 96.

√ *Leptynia*, n. g., p. 385, for *L. attenuata*, n. sp., Iberia, p. 402, pl. iv, figs. 20, &c., and *Bacillus hispanicus*, Bolivar ; PANTEL, An. Soc. Esp. xix.

Obrimus quadratipes, Philippines, BOLIVAR, p. 307, An. Soc. Esp. xix, n. sp.

Phyllium crurifolium, minute structure of egg-shell ; HENNEGUY (355).

Pygrrhynchus iphicles, Westw., referred to *Caulonia* ; BOLIVAR, p. 138, Ann. Soc. Ent. Fr. (6) x.

Tisamenus cervicornis, p. 307, pl. i, fig. 5, *asper*, p. 308, Philippines, BOLIVAR, An. Soc. Esp. xix, n. spp.

GRYLLIDÆ.

Bibliographic revision of the names of genera proposed previous to 1840 ; KIRBY, P. R. Dubl. Soc. vi, pp. 574-577.

- Fossil *Gryllidæ* ; SCUDDER (754).
Brachytrypus megacephalus, Serv., habits described ; FOREL, MT. Schw. ent. Ges. viii, pp. 247-250.
B. politus, Centr. Africa, BOLIVAR, p. 328, An. Soc. Esp. xix, n. sp.
Gryllomorpha, revision of ; PANTEL, An. Soc. Esp. xix, pp. 335-370.
G. kruperi, Greece, p. 362, pl. iii, fig. 4, *uclensis*, Spain, p. 364, figs. 5a, b, PANTEL, An. Soc. Esp. xix, n. spp.
Laranda annulata, Brazil, BOLIVAR, p. 331, An. Soc. Esp. xix, n. sp.
Myrmecophila salomonis, N. Africa, WASMANN, Deutsche e. Z. 1890, p. 303, n. sp.
 ✓ *Nemobiopsis*, n. g., near *Pentacenthrus*, p. 329, for *N. gundlachi*, n. sp., Cuba, p. 330, pl. i, fig. 10 ; BOLIVAR, An. Soc. Esp. xix.
Phæophyllacris semialata, *angolensis*, Angola, BOLIVAR, p. 231, J. Sci. Lisb. (2) i, n. spp.
 ✓ *Posus*, n. g., near *Homæogryllus*, for *P. mictiformis*, n. sp., Madagascar ; BOLIVAR, p. 332, An. Soc. Esp. xix.
 ✓ *Xenogryllus*, n. g., near *Encopterus*, for *X. encopteroïdes*, n. sp., Trop. Africa ; BOLIVAR, J. Sci. Lisb. (2) i, p. 232.

LOCUSTIDÆ.

- Bibliographic revision of the names of genera proposed previous to 1840 ; KIRBY, P. R. Dubl. Soc. vi, pp. 577-586.
 Fossil *Locustidæ* ; SCUDDER (754).
 ✓ *Acilacris*, n. g., *Meconemides*, near *Cyrtaspis*, p. 219, for *A. tridens*, Angola, p. 220, n. sp. ; BOLIVAR, J. Sci. Lisb. (2) i.
Amytta and allies, corrected characters ; KARSCH, Ent. Nachr. xvi, p. 264.
A. occidentalis, W. Africa, KARSCH, Ent. Nachr. xvi, p. 264 ; *A. mutilata*, W. Africa, KARSCH, t. c. p. 367 : n. spp.
Arantia latifolia, p. 356, *orthocnemis*, p. 357, *leptocnemis*, p. 358, W. Africa, KARSCH, Ent. Nachr. xvi, n. spp.
Borborothis brunneri, Angola, BOLIVAR, p. 227, J. Sci. Lisb. (2) i, n. sp.
 ✓ *Catoptropteryx*, n. g. (*Ephippithytæ*), p. 361, for *C. guttatipes*, n. sp., W. Africa ; KARSCH, Ent. Nachr. xvi.
Cædicia punctulata, W. Africa, KARSCH, Ent. Nachr. xvi, p. 260, n. sp.
 ✓ *Ceratopompa*, n. g. (*Phaneropteridæ*, near *Zulpha*), p. 57, for *C. festiva*, n. sp., Java, p. 58 ; KARSCH, Ent. Nachr. xvi.
 ✓ *Chondrodera*, n. g. (*Pseudophyllidæ*, near *Cymatomera*), p. 266, for *C. notatipes*, n. sp., W. Africa, p. 267 ; KARSCH, Ent. Nachr. xvi.
 ✓ *Cloanthella*, n. g., near *Conocephalus*, for *C. clypeata*, n. sp., Trop. Africa ; BOLIVAR, p. 226, J. Sci. Lisb. (2) i.
Conocephalus lineatipes, Angola, BOLIVAR, p. 225, J. Sci. Lisb. (2) i, n. sp.
Corycus, Sauss. : systematic position, habitat, stridulation, &c., discussed ; KRAUSS, Zool. Jahrb. Abth. f. Syst. v, pp. 344, &c.
C. abruptus, Gaboon, p. 354, pl. xxx, fig. 2, *karschi*, fig. 8, *præmorsus*,

fig. 4, p. 355, Cameroons, *greeffi*, p. 356, figs. 5, 5a-j, islands off the coast of Guinea, KRAUSS, Zool. Jahrb. v ; *C. paradoxus*, Trop. Africa, BOLIVAR, p. 220, J. Sci. Lisb. (2) i : n. spp.

Dapanera irregularis, W. Africa, KARSCH, Ent. Nachr. xvi, p. 258, n. sp.

Decticus, respiration of : detachment of hind legs by shock ; CONTEJEAN (141, 142).

D. japonicus, Yezo, BOLIVAR, p. 327, An. Soc. Esp. xix, n. sp.

↓ *Dithela*, n. g. (*Pyrrhicidae*), p. 354, for *D. rectiloba*, n. sp., W. Africa, p. 355, fig. 1 ; KARSCH, Ent. Nachr. xvi.

↓ *Drepanophyllum*, n. g. (*Otiaphyse*), p. 358, for *D. marmoratum*, n. sp., W. Africa, p. 360, fig. 2 ; KARSCH, Ent. Nachr. xvi.

Ephippigera crucigera and *vitium*, synonymy queried, habits of former ; SCHUCH, MT. Schw. ent. Ges. viii, pp. 236-238.

Eurycorypha ornatipes, p. 260, *canaliculata*, p. 261, W. Africa, KARSCH, Ent. Nachr. xvi, n. spp.

Gryllacris barombica, W. Africa, KARSCH, Ent. Nachr. xvi, p. 368, n. sp.

↓ *Habrocomes*, n. g. (*Pseudophyllidae*) : KARSCH, Ent. Nachr. xvi, p. 275.

↓ *Hectoria*, n. g., near *Phaneroptera* and *Phylloptera*, p. 21, for *H. pontoni*, n. sp., S. Australia, p. 22 ; TEPPER, Tr. R. Soc. S. Austr. xii.

↓ *Ivensia*, n. g., near *Pardalota*, for *I. uncinata*, n. sp., Quango ; BOLIVAR, p. 218, J. Sci. Lisb. (2) i.

↓ *Lagarodes*, n. g. (*Pseudophyllidae*) ; KARSCH, Ent. Nachr. xvi, p. 272.

↓ *Lanista*, n. g., for *Conocephalus annulicornis*, Wlk. ; BOLIVAR, p. 223, J. Sci. Lisb. (2) i.

↓ *Lichenochrus*, n. g. (*Pseudophyllidae*, near *Pleminia*), p. 268, for *L. crassipes*, n. sp., W. Africa, p. 269 ; KARSCH, Ent. Nachr. xvi.

↓ *Liocentrum*, n. g. (*Pseudophyllidae*) ; KARSCH, Ent. Nachr. xvi, p. 272 (no species).

↓ *Mataeus*, n. g. (*Pseudophyllidae*, near *Mustius*), p. 264, for *M. granulicollis*, n. sp., W. Africa, p. 265 ; KARSCH, Ent. Nachr. xvi.

Megalodon blanchardi, Borneo, BROGNIART, p. clxxiii, Bull. Soc. Ent. Fr. 1890 ; described and figured, Le Nat. xii, p. 287 : n. sp.

Mimetica simoni, Venezuela, BOLIVAR, p. 142, Ann. Soc. Ent. Fr. (6) x, n. sp.

Mimnermus cephalotes, Africa, BOLIVAR, p. 228, J. Sci. Lisb. (2) i, n. sp.

↓ *Morgenia*, n. g. (*Phaneropteridae*), p. 261, for *M. hamuligera*, n. sp., W. Africa, p. 263, figs. 3 & 4 ; KARSCH, Ent. Nachr. xvi.

↓ *Mormotus*, n. g. (*Pseudophyllidae*, near *Meronicidius*), p. 269, for *M. nigri-spinosus*, n. sp., W. Africa, p. 270 ; KARSCH, Ent. Nachr. xvi.

Morsimus serraticollis, Waigiou, BOLIVAR, p. 325, An. Soc. Esp. xix, n. sp.

Mustius bocagei, Africa, BOLIVAR, p. 221, J. Sci. Lisb. (2) i, n. sp.

↓ *Nastonotus*, n. g., near *Cocconotus*, p. 143, for *N. tarsatus*, n. sp., Venezuela, p. 144 ; BOLIVAR, Ann. Soc. Ent. Fr. (6) x.

↓ *Opisthodicrus*, n. g. (*Pseudophyllidae*) ; KARSCH, Ent. Nachr. xvi, p. 272.

↓ *Pantephyllus*, n. g. (*Pseudophyllidae*) ; KARSCH, Ent. Nachr. xvi, p. 274.

Plangia nebulosa, n. sp., W. Africa, KARSCH, Ent. Nachr. xvi, p. 366,

n. sp.

- Platycleis bonneti*, Japan, BOLIVAR, p. 326, An. Soc. Esp. xix, n. sp.
Pæcilimon sp., notes on; RODZIANKO, Trudui Kharkoff Univ. xxii, pp. 260, &c.
 ✓ *Polyglochis*, n. g. (*Pseudophyllidæ*); KARSCH, Ent. Nachr. xvi, p. 275.
Pomatonota dregii, Burm., = (*Stilpnothorax loricatus*, Pict.); KARSCH, Ent. Nachr. xvi, p. 59.
Poreomena africana, ♀ noticed; KARSCH, Ent. Nachr. xvi, p. 262.
P. tenuipes, W. Africa, KARSCH, Ent. Nachr. xvi, p. 363, n. sp.
 ✓ *Preussia*, n. g. (*Preussia*), near *Symmetropleura*, p. 364, for *P. lobatipes*, n. sp., W. Africa, p. 365, fig. 4; KARSCH, Ent. Nachr. xvi.
Pseudophyllidæ, table of the characters of the African genera; KARSCH, Ent. Nachr. xvi, pp. 271-276.
Pyrgocorypha hastata, Africa?, BOLIVAR, p. 222, J. Sci. Lisb. (2) i, n. sp.
Rhaphidophora baeri, Manilla, BOLIVAR, p. 328, An. Soc. Esp. xix, n. sp.
Saga serrata, absence of males in; RODZIANKO, Rev. Sci. Nat. Pet. i, pp. 317-320.
 ✓ *Stenampyx*, n. g. (*Pseudophyllidæ*); KARSCH, Ent. Nachr. xvi, p. 273.
 ✓ *Tetraconcha*, n. g. (*Phaneropterides*, near *Otiaphysa*), p. 61, for *T. fenestrata*, n. sp., Cameroons, p. 62; KARSCH, Ent. Nachr. xvi.
T. stichyrata, W. Africa, KARSCH, Ent. Nachr. xvi, p. 360, fig. 3, n. sp.
 ✓ *Tomias*, n. g. (*Pseudophyllidæ*); KARSCH, Ent. Nachr. xvi, p. 272.
 ✓ *Tovaria*, n. subg. of *Typpophyllum*; BOLIVAR, p. 141, Ann. Soc. Ent. Fr. (6) x.
Typpophyllum (*Tovaria*) *chlorophyllum*, *siccifolium*, p. 139, *T. geminum*, p. 140, *cinnamum*, p. 141, Venezuela, BOLIVAR, Ann. Soc. Ent. Fr. (6) x, n. spp.
Zeumeria, structure and systematic position discussed; KARSCH, Ent. Nachr. xvi, p. 60.
Xiphidium ensiferum, oviposition and embryology; WHEELER, Ins. Life, ii, p. 222.

ACRIDIIDÆ.

- Bibliographic revision of the genera proposed previous to 1840; KIRBY, P. R. Dubl. Soc. vi, pp. 586-593.
 Note on the stridulating area of the male and the marginal line of the female; HAIJ, Wien. ent. Z. ix, p. 18.
 Fossil *Acridiida*; SCUDDER (754).
 ✓ *Acrophyllum*, n. g. (*Cladonotæ*, near *Xerophyllum*), p. 21, for *A. undulatum*, n. sp., W. Africa, p. 22; KARSCH, Ent. Nachr. xvi.
Acridium prasinum, W. Africa, BOLIVAR, J. Sci. Lisb. (2) i, p. 160, n. sp.
 ✓ *Acridoderes*, n. g., near *Coptacra*, for *A. crassus*, n. sp., W. Africa; BOLIVAR, p. 163, J. Sci. Lisb. (2) i.
 ✓ *Acrocara*, n. g., p. 436, for *Pedioscirtetes pulchella*, Bruner, and *A. maculipenne*, n. sp., Mexico, p. 437; SCUDDER, Psyche, v.
Acrolophitina, new group of *Truxalidæ*; SCUDDER, p. 432, Psyche, v.
Acrolophitus, Thom., recharacterised; SCUDDER, p. 435, Psyche, v.

- ✓ *Anchotatus*, n. g., *Proscopides*, p. 110, for *A. peruvianus*, fig. 8, *subapterus*, n. spp., Upp. Amazons, p. 111; BRUNNER, Verh. z.-b. Wien, xl.
- Anthermus violaceus*, p. 156, *grammicus*, *cephalicus*, p. 157, *vittatus*, p. 158, Portuguese Africa, BOLIVAR, J. Sci. Lisb. (2) i, n. spp.
- ✓ *Apioscelis*, n. g., *Proscopides*, p. 99, for *A. gracilis*, p. 99, fig. 3, *verrucosa*, Upp. Amazons, *columbica*, Colombia, p. 100, *compacta*, Santa Fé de Bogota, p. 101, n. spp.; BRUNNER, Verh. z.-b. Wien, xl.
- Arcyptera carvalhoi*, E. Africa, BOLIVAR, p. 316, An. Soc. Esp. xix, n. sp.
- Astroma compactum*, fig. 12, p. 120, *granulosum*, *foliatum*, p. 121, Chili, BRUNNER, Verh. z.-b. Wien, xl, n. spp.
- ✓ *Bocagella*, n. g., p. 161, near *Teratodes* and *Coptacra*, for *B. lanuginosa*, n. sp., W. Africa; BOLIVAR, J. Sci. Lisb. (2) i.
- Bolivarella acuminata*, W. Africa, BOLIVAR, J. Sci. Lisb. (2) i, p. 155, n. sp.
- Caloptenus obesus*, *cicatricosus*, p. 170, *vittatus*, *nigrovariegatus*, p. 171, *calcaratus*, *angusticeps*, p. 172, Trop. Africa, BOLIVAR, J. Sci. Lisb. (2) i, n. spp.
- Camoensia insignis*, characters of ♂; BOLIVAR, J. Sci. Lisb. (2) i, p. 153.
- ✓ *Cataloipus*, n. subg. of *Euprepcnemis*, for *E. (C.) oberthuri*, n. sp., Centr. Africa, pl. i, fig. 9; BOLIVAR, p. 321, An. Soc. Esp. xix.
- Catantops digitatus*, *cephalotes*, W. Africa, BOLIVAR, p. 166, J. Sci. Lisb. (2) i, n. spp.
- Cephalocoema multispinosa*, Porto Allegre, p. 116, *teretiuscula*, Matto Grosso, p. 117, *lineata*, Mendoza, fig. 11, p. 118, BRUNNER, Verh. z.-b. Wien, xl, n. spp.
- Choroetypus curtithorax*, W. Africa, KARSCH, Ent. Nachr. xvi, p. 258, n. sp.
- Chrotogonus blanchardi*, Egypt, KRAUSS, Verh. z.-b. Wien, xl, p. 257; figured in Savigny Desc. de l'Égypte Orthopt. pl. vi, fig. 2; : n. sp.
- ✓ *Comacris*, n. g., near *Duronia*, p. 312, for *C. sansibaricus*, n. sp., E. Africa, p. 313, BOLIVAR, An. Soc. Esp. xix.
- ✓ *Compsacris*, n. g., near *Orphula*, p. 314, for *C. pulcher*, n. sp., Peru, p. 315; BOLIVAR, An. Soc. Esp. xix.
- Coptacra annulipes*, Philippines, BOLIVAR, An. Soc. Esp. xix, p. 320, n. sp.
- Coptotettix annulipes*, W. Africa, KARSCH, Ent. Nachr. xvi, p. 25, n. sp.
- ✓ *Corynorhynchus*, n. g., p. 101, for *Proscopia radula* and *hispida*, *spinus*, Kl., and *C. hispidulus*, *latirostris*, n. spp., Bahia, p. 103; BRUNNER, Verh. z.-b. Wien, xl.
- Coscineuta cicatricosa*, Amazons, BOLIVAR, p. 323, An. Soc. Esp. xix, n. sp.
- Dissosteira (Edipoda) carolina*, habits; TOWNSEND, P. E. Soc. Wash. i, p. 266.
- Duronia fracta*, p. 260, *savignyi*, p. 259, and figured in Savigny Desc. de l'Égypte Orthopt. pl. vi, fig. 9, 1, Egypt, KRAUSS, Verh. z.-b. Wien, xl, p. 259; *D. virgula*, p. 310, *gerstaeckerii*, p. 311, *tricarinata*, p. 312, W. Africa, BOLIVAR, An. Soc. Esp. xix : n. spp.

Elæochlora fruhstorferi, Santa Catharina, BOLIVAR, p. 318, An. Soc. Esp. xix, n. sp.

√ *Epigrypa*, n. g., *Proscopides*, for *E. variegata*, Santa Fé de Bogota, p. 112, *curvicollis*, Guayaquil, p. 113, fig. 9A, B, n. spp.; BRUNNER, Verh. z.-b. Wien, xl.

√ *Epistaurus*, n. g., near *Coptacra*, for *E. crucigerus, signatus*, n. spp., W. Africa, BOLIVAR, J. Sci. Lisb. (2) i, p. 164.

Euryphymus adpersus, E. Africa, BOLIVAR, p. 320, pl. i, fig. 8, An. Soc. Esp. xix; *E. brachypterus*, p. 167, *sigmoidalis, eremobioides*, p. 168, *tricornatus, stolidus*, p. 169, Trop. Africa, *id.* J. Sci. Lisb. (2) i : n. spp.

Gonyacantha lanceolata, Trop. Africa, BOLIVAR, J. Sci. Lisb. (2) i, p. 215, n. sp.

√ *Gymnes*, n. g. (*Acrolophitinae*), for *G. punctatus*, n. sp., California; SCUDDER, p. 440, Psyche, v.

Gymnbothrus oberthuri, Unyanyembe, BOLIVAR, p. 315, An. Soc. Esp. xix, n. sp.

Heteropternis? savignyi, Egypt, KRAUSS, Verh. z.-b. Wien, xl, p. 262, figured in Savigny Desc. de l'Égypte Orthopt. pl. vi, fig. 16, 1, n. sp.

Hippacris picticornis, Upper Amazons, SCUDDER, p. 441, Psyche, v, n. sp.

√ *Hippodes*, n. g. (*Cladonota*, near *Diotarus*, Stål), for *H. vicarius*, n. sp., W. Africa; KARSCH, Ent. Nachr. xvi, p. 24.

Hypsæus æqualis, W. Africa, KARSCH, Ent. Nachr. xvi, p. 257, n. sp.

Ischnacrida monteiroi, p. 214, *kraussii*, p. 215, Trop. Africa, BOLIVAR, J. Sci. Lisb. (2) i, n. spp.

Mastusia spectabilis, Amazons, BOLIVAR, p. 325, An. Soc. Esp. xix, n. sp.

Mesops filum, Trop. Africa, BOLIVAR, J. Sci. Lisb. (2) 1, p. 216, n. sp.

√ *Odontomelus*, n. g., for *Opomala brachyptera*, Gerst.; BOLIVAR, p. 309, An. Soc. Esp. xix.

Pantelia (sub *Cladonotus*) *horrenda*, Wlk., = (*crisulata*, Bol.); KARSCH, Ent. Nachr. xvi, p. 27.

P. uncinata, Trop. Africa, BOLIVAR, J. Sci. Lisb. (2) i, p. 217, n. sp.

Parasphena nigropicta, W. Africa, BOLIVAR, J. Sci. Lisb. (2) i, p. 150, n. sp.

Paratettix simoni, Venezuela, BOLIVAR, Ann. Soc. Ent. Fr. (6) x, p. 138, n. sp.

Pedioscirtetes, Th., characters of; SCUDDER, p. 438, Psyche, v.

√ *Peruvia*, n. g., for *Macharocera nigromarginata*, Sc.; SCUDDER, p. 439, Psyche, v.

Pezotettix fauriei, Japan, BOLIVAR, p. 322, An. Soc. Esp. xix, n. sp.

Phleoba lata, Madagascar, BOLIVAR, p. 310, An. Soc. Esp. xix, n. sp.

Phlaonotus humilis, Gerst., and *Tettix jugata*, Wlk., noticed; KARSCH, Ent. Nachr. xvi, p. 26.

Prionacris cærulescens, Amazons, BOLIVAR, p. 319, An. Soc. Esp. xix, n. sp.

↓ *Prosarthria*, n. g., *Proscopides*, for *P. teretirostris*, n. sp., S. America, pl. iii, fig. 1; BRUNNER, p. 93, Verh. z.-b. Wien, xl.

Proscopides, monograph of, with 8 new genera; BRUNNER, Verh. z.-b. Wien, xl, pp. 87, &c.

Proscopia latirostris, *ingens*, p. 96, *soror*, *pyramidalis*, p. 98, Upp. Amazons, BRUNNER, Verh. z.-b. Wien, xl, n. spp.

Stauronotus maroccanus, metamorphosis; KÜNCKEL, Bull. Soc. Ent. Fr. (6) x, p. xxxvii: habits; SAJÓ, Term. Közl. xxii, pp. 225-256.

Stenocroblytus fumosus, Angola, BOLIVAR, J. Sci. Lisb. (2) i, p. 166, n. sp.

Stetheophyma doranii, Tennessee, GODING, Ent. Am. vi, p. 13, n. sp.

↓ *Stiphra*, n. g., p. 107, for *Proscopia gibbosa*, Guer., and *lobata*, fig. 6, *tuberculata*, n. spp., Brazil, p. 108; BRUNNER, Verh. z.-b. Wien, xl.

↓ *Sygrus*, n. g., near *Pamphagus*, for *S. sepositus*, n. sp., Angola, BOLIVAR, J. Sci. Lisb. (2) i, p. 156.

↓ *Taxiarchus*, n. g., *Proscopides*, p. 109, for *T. superbus*, n. sp., Upper Amazons, p. 110, fig. 7; BRUNNER, Verh. z.-b. Wien, xl.

↓ *Tetanorhynchus*, n. g., p. 104, for *Proscopia punctata*, Kl., and the following new species:—*sublaevis*, p. 105, fig. 5, *propinquus*, *incertus*, p. 106, *longirostris*, Brazil, *angustirostris*, Argentine Rep., p. 107; BRUNNER, Verh. z.-b. Wien, xl.

Tetratania nitidula, Amazons, BOLIVAR, p. 324, An. Soc. Esp. xix, n. sp.

Tettix bipunctata, notes on; RODZIANKO, Trudui Kharkoff Univ. xxii, pp. 257, &c.

↓ *Toxopterus*, n. g., near *Orphula* and *Gomphocerus*, p. 313, for *T. miniatus*, n. sp., Peru, p. 314; BOLIVAR, An. Soc. Esp. xix.

Tristria discoidalis, p. 212, *angolensis*, p. 213, Trop. Africa, BOLIVAR, J. Sci. Lisb. (2) i, n. spp.

Tropidonotus laufferi, Peru, BOLIVAR, An. Soc. Esp. xix, p. 317, n. sp.

↓ *Trypophyllum*, n. g. (*Cladonotæ*, near *Xerophyllum*), p. 22, for *T. glabrifrons*, n. sp., W. Africa, p. 23; KARSCH, Ent. Nachr. xvi.

Xerophyllum, Bol., and *X. fuscum*, Bol., discussed; KARSCH, Ent. Nachr. xvi, p. 19.

X. galeatum, W. Africa, KARSCH, Ent. Nachr. xvi, p. 20, n. sp.

Xiphocera saussurei, Quango, BOLIVAR, J. Sci. Lisb. (2) i, p. 153, n. sp.

ECHINODERMATA.

BY

E. A. MINCHIN.

I.—INTRODUCTION.	V.—PHYSIOLOGY, p. 17.
II.—LIST OF PUBLICATIONS, p. 2.	VI.—BIOLOGY, p. 18.
III.—ANATOMY, HISTOLOGY, &c.,	VII.—DISTRIBUTION, p. 20.
IV.—EMBRYOLOGY, p. 17. [p.11.]	VIII.—SYSTEMATIC, p. 20.

I.—INTRODUCTION.

THE number of papers this year is somewhat large, and there are amongst them some important additions to our knowledge of Echinoderms. In morphology the most important contributions are those of CUÉNOT (1, 2) and STÜRTZ; besides which must be mentioned the observations of CARPENTER (2) on the *Cystidea*, BELL (1) on the anatomy of *Phormosoma*, and FEWKES (3) on the brachial skeleton of starfish. In the sole embryological paper of the year, SEMON (1) corrects his former statements as to the origin of the preoral ciliated band of the *Bipinnaria* larva. CUÉNOT (1) gives a number of physiological facts, while LUDWIG (2) decides the much disputed question of the currents through the stone canal and madreporite. Very interesting observations as to the habits and mode of life of Echinoderms are to be found in the works of CUÉNOT (1), FEWKES (2), and PROUHO (1, 2). The principal systematic works are those of COTTEAU, LAMPERT, SCHLUMBERGER, and STÜRTZ. Perhaps the most interesting novelty is the new living stalked Crinoid, belonging to the family *Apiocrinidæ*, described by AGASSIZ. In palæontology must be mentioned the works of BATHER, COTTEAU, GAUDRY, SCHLUMBERGER, SENNES, and STÜRTZ.

CUÉNOT (1) describes in a very detailed manner the anatomy and histology of *Asteroidea*, and his statements as to the blood-vascular system are specially noteworthy, as giving a very different conception from that given by the well-known works of Ludwig and Hamann. Of considerable morphological and phylogenetic, as well as systematic and palæontological interest, is STÜRTZ's new group of the *Ophioencrinasteriæ*, as also many of his discoveries in the anatomy of palæozoic Asteroids and Ophiuroids. Thus his statement, that in all palæozoic Ophiuroids oral shields are wanting, would, if found universally true, be

not without bearing on the question whether these oral shields are homologous with the oral plates of Crinoids, as often supposed.

Finally, attention must be drawn to the statement of CUÉNOT (2) as to the existence of an antambulacral nervous system in other Echinoderms besides Crinoids.

II.—LIST OF PUBLICATIONS.*

AGASSIZ, ALEX. (1) Notice of *Calamocrinus diomedea*, a new stalked Crinoid from the Galapagos, dredged by the U. S. Fish Commission Steamer 'Albatross,' Lieut.-Commander G. L. Tanner, U. S. N., Commanding. Bull. Mus. C. Z. xx, No. 6 (Dec. 1890), pp. 165-167.

*— (2) Ueber einen neuen Tiefsee-Crinoiden aus der Familie der Apiocriniden. JB. Mineral. (1890), Bd. I, Heft i, pp. 94 & 95.

Calamocrinus diomedea.

ANON. U. S. Fish Commission. *Anthozoa and Echinodermata* of the Gulf Stream Slope of the New England Coast. Am. Nat. xxiv, No. 278 (Feb., 1890), pp. 183-186.

BATESON, WILLIAM. On some Cases of Abnormal Repetition of Parts in Animals. P. Z. S. 1890, pt. iii, pp. 579-588 (4 woodcuts). [Abstr. in J. R. Micr. Soc. 1890, pt. 6, No. 79, p. 704.]

An abnormal *Antedon rosacea*, pp. 584-586, figs. 4a & b; a description of it by Dr. P. H. CARPENTER, pp. 584-586. [*Vide infra*, Anatomy, &c.]

BATHER, F. A. (1) British Fossil Crinoids. I. & II. Ann. N. H. (6) v (1890), pp. 307-334, 373-388, 485, & 486, pls. xiv & xv. [Abstr. in J. R. Micr. Soc. 1890, pt. 3, No. 76, p. 334.]

I. Historical introduction. II. Classification of the *Inadunata Fistulata*. Terminology, pp. 312-315. Differential characters, pp. 315-331 & 373-376. Principles of classification, pp. 376 & 377. Geological history, pp. 377-382, with a table of the distribution of the *Fistulata*. Classification: a genealogical tree, followed by a classification of the *Fistulata*. Corrigenda, pp. 485 & 486 [*vide infra*, Systematic].

— (2) British Fossil Crinoids. III. *Thenarocrinus callipygus*, n. g. & sp., Wenlock Limestone. Ann. N. H. (6) vi (1890), pp. 222-235, pl. x.

— (3) The Natural History of the *Crinoidea*. Proc. London Amateur Sci. Soc. i, Nos. 1 & 2, July, 1890, pp. 32 & 33.

An account of their habits and relations to their environment (abstract).

BELL, F. J. (1) Report of a Deep-Sea Trawling Cruise off the S.W. Coast of Ireland, under the direction of the Rev. W. Spotswood Green, M.A., F.R.G.S. *Echinodermata*. Ann. N. H. (6) iv (1889), pp. 432-445, pls. xviii & xix. [Abstr. in J. R. Micr. Soc. 1890, pt. 1, No. 74, pp. 44 & 45.]

Antedon phalangium, J. Müller, from 250 fath. *Astropecten irregularis*,

* An asterisk prefixed to a quotation indicates that the Recorder has not seen the Journal or Work referred to.

Penn, from 250, 500, and 1000 fath. *Astrogonium greeni*, n. sp., from 1000 fath. *Asterias rubens*, L., from 100 fath. *Phormosoma placenta*, Wyv.-Th., from 1000 fath. *Holothuria aspera*, n. sp., from 1000 fath. [*Vide infra*, Anatomy and Systematic.]

[BELL, F. J.] (2) Notes on the Echinoderms collected by Mr. Bourne in Deep Water off the South-West of Ireland, in H.M.S. 'Research.' J. Mar. Biol. Ass. (n.s.) i, No. 3, pp. 324-327. [Abstr. in J. R. Micr. Soc. 1890, pt. 4, No. 77, p. 464.]

Stichaster roseus, O. F. M., from 200 fath. *Asterias rubens*, L., from 200 fath. *Asterias glacialis*, O. F. M., from 90 fath. *Spatangus purpureus*, O. F. M., from 200, 400, 217, 90, & 70 fath. Note appended by BOURNE on *Pentagonaster subspinosus*, Perrier, = *Nymphaster protentus*, Sladen, with description by SLADEN.

— (3) Is *Asterias tenuispina* a British Species? Ann. N. H. (6) vi (1890), pp. 424, *et seq.*

[*Vide sub* NORMAN.]

— (4) On the Generic Name of *Asterias sanguinolenta*, O. F. Müller. T. c. pp. 472, *et seq.*

Commonly called *Cribella*; called *Linckia* by Agassiz. *Henricia*, Gray, has the priority, and the name *Cribella* must be dropped.

LO BIANCO, S. Metodi usati nella Stazione Zoologica per la Conservazione degli Animali Marini. MT. z. Stat. Neap. ix, Heft iii, pp. 435, *et seq.*

Echinoderms, p. 458. Abstr. by PLAYFAIR McMURRICH, in Am. Nat. xxiv, No. 285 (Sept., 1890), pp. 856-865; Echinoderms, p. 862.

BOURNE, G. C. Note on Three Specimens of Asterids. See BELL (2).

BROAN, R. Exhibit of *Rotula rumphii*, from Sierra Leone. P. N. H. Soc. Glasg. ii (n.s.), pt. 2, 1890, p. xxxiv.

CAMERANO, LOZ. Osservazioni intorno al Dimorfismo Sessuale degli Echinodermi. Boll. Mus. Zool. Anat. Comp. Torino, v, No. 91.

CARPENTER, P. H. (1) On Certain Points in the Anatomical Nomenclature of Echinoderms. Ann. N. H. (6) vi (1890), pp. 1, *et seq.* [Abstr. in J. R. Micr. Soc. 1890, pt. 5, No. 78, p. 610.]

The points discussed are: (1) the use of the word "water tube," which should be used for the rudiment of the stone canal in the larva; (2) centrodorsal and dorsocentral; (3) basals and under-basals—the "parasals" of dicyclic Crinoids are the true basals, the plates below the radials are the under-basals, or "infrabasals" (Zittel); (4) radial plates—the plates called second and third radials in Crinoids belong really to the arms; (5) the use of the term "axillary"; (6) interambulacral and adambulacral.

— (2) Notes on the Morphology and Anatomy of the *Cystidea*. Rep. Brit. Ass. 1890, p. 821.

[*Vide infra*, Anatomy, &c.]

[CARPENTER, P. H.] (3) *Comatulæ* of Mergui Archipelago. J. R. Micr. Soc. 1890, pt. 1, No. 74, p. 45. [Abstr. of paper in J. L. S. xxi (1889), pp. 304-316, 2 pls.]

— (4) Description of Abnormal *Antedon rosacea*. See BATESON.

— (5) The Early Stages in the Development of *Antedon rosacea*. J. wiss. Mikr. vii, 1890, p. 499.

An account of the methods used by Bury in preserving *Antedon* larvæ, as published in his paper in the Phil. Tr. clxxix. (Wrongly attributed to Dr. P. H. Carpenter.)

COTTEAU, G. (1) Description de trois Echinides vivants recueillis par le Dr. J. Julien sur les Côtes de Guinée (Libéria). Congrès International de Zoologie; Comptes Rendus des Séances, Paris, 1889, pp. 281-292, pls. ii-v.

Rhabdobrissus juliæni, n. g. & sp., from Cape Palmas, 20 mètres. *Schizaster edwardsi*, n. sp., Port Victoria, Cape Palmas. *Echinolampas blanchardi*, n. sp., Garraway, Cape Palmas.

— (2) Sur les Echinides cretacés du Mexique. C.R. cx, No. 12 (24 Mars, 1891), p. 621.

6 species, 3 as yet peculiar to Mexico, and 2 new [*vide* COTTEAU (4)].

— (3) Echinides recueillis dans la province d'Aragon (Espagne) par M. Maurice Gourdon. Bull. Soc. Géol. xviii (1890) No. 3, pp. 178-182.

32 species of 22 genera. 6 species from the Cretaceous, 2 of them new (*Micraster gourdoni*, *Coraster margaritæ*); 26 from the Eocene, 5 new (*Maretia aragonensis*, *Holcopneustes gourdoni*, *Cyclaster gourdoni*, *Leiosoma gourdoni*, *Micropsis frossardi*).

— (4) Notes sur quelques Echinides du terrain Cretacé du Mexique. T. c. pp. 292-299, pls. i & ii.

2 new species described [*vide infra*, Systematic].

CUÉNOT, L. (1) Contributions à l'Étude Anatomique des Asterides. Arch. Z. expér. v *bis*, suppl. (1887-1890), Mém. ii.

[*Vide infra*, Anatomy, &c., Physiology and Biology.]

— (2) Le Système Nerveux Enterocœlien des Echinodermes. C.R. cxi, No. 22 (1^{er} Decembre, 1890), p. 836.

[*Vide infra*, Anatomy, &c.]

— (3) Sur le Systeme Madreporique des Echinodermes. Zool. Anz. xiii (1890), No. 337, pp. 315-318.

Replies to Hartog's complaints of misquotation, &c., and gives reasons against considering the madreporic system as a left nephridium. [*Vide infra* Anatomy, &c.; *vide* also LUDWIG (2).] [Abstr. in J. R. Micr. Soc. 1890, pt. 5, No. 78, p. 611.]

DALLA TORRE, v. Fauna von Helgoland. Zool. Jahrb. Suppl.-Heft ii, 1889.

Gives a list of Echinoids, Asteroids, and Ophiuroids occurring there.

- DUNCAN, P. M. Revision of Genera and Great Groups of *Echinoidea*. J. R. Micr. Soc. 1890, pt. 2, No. 75, p. 188. [Abstr. of paper in J. L. S. xxiii (1889) pp. 1-311.]
- DUNCAN, P. M., & SLADEN, W. PERCY. *Echinoidea* of Mergui Archipelago. J. R. Micr. Soc. 1890, pt. 1, No. 74, p. 45. [Abstr. of paper in J. L. S. xxi (1889) pp. 316-319.]
- FEWKES, J. W. (1) On a New Parasite of *Amphiura squamata*. P. Bost. Soc. xxiv, pp. 31-33.
[*Vide infra*, Biology.]
- (2) On Excavations made by Sea Urchins. Am. Nat. xxiv, No. 277 (Jan., 1890) pp. 1-21, pls. i & ii. [An abstract by W. C. M. in Ann. N. H. (6) v (1890), p. 416; also in J. R. Micr. Soc. 1890, pt. 3, No. 76, p. 336.
[*Vide infra*, Biology.]
- (3) On the Serial Relationship of the Ambulacral and Adambulacral Calcareous Plates of the Starfishes. P. Bost. Soc. xxiv, pp. 96-117, with 1 fig.
[*Vide infra*, Anatomy, &c.]
- FILHOL, H. Des Liens qui rattachent la Zoologie à la Palæontologie. Congrès International de Zoologie; Comptes Rendus des Séances, Paris, 1889, pp. 209-224.
Discovery of recent *Echinothurida* and their relations to fossil forms discussed (pp. 215 & 216). Questions to be solved by Palæontology (Origin of Crinoids and their relations, pp. 223 & 224).
- FORSTRAND, CARL. Metoder för preparering och konservering af Hafsdjur samt några biologiska iakttagelser fram Bermudas Korallfauna. Biol. Fören. ii, Häft 8 (1890) pp. 108-111.
Occurrence of *Cidaris tribuloides*, *Echinometra subangularis*, *Hipponoë esculenta*, and *Diadema setosa* (p. 111).
- *GAUDRY, —. Les Enchainements du Monde Animal dans les temps géologiques fossiles secondaires. Paris: 1890.
Echinoderms, pp. 49-74. For a *résumé*, see Arch. Z. expér. 1890, (2nd ser.), viii, pt. 2, p. xxiv (Notes and Revue, vii); for an illustrated review by M. BOULE, see Le Nat. (2nd ser.), 15th July, 1890, No. 81, pp. 165-167.
- *GAUTHIER, —. Description des Echinides recueillis par M. Thomas en Tunisie. Bull. Soc. Géol. xviii (1890) No. 2, pp. 136-144.
106 species collected. 4 only below the Cenomanian, 37 belonging to the Cenomanian, 9 Turonian, 46 Senonian, 11 Eocene, and 2 Miocene. 4 new genera. [*Vide infra*, Systematic.]
- GREENWOOD, M. On the Action of Nicotin upon certain Invertebrates. J. Physiol. xi (1890), pp. 573-605.
Experiments on *Asteridea*, *Ophiuridea*, and *Crinoidea*, pp. 590-597 & 604. [*Vide infra*, Physiology.]

GREGORY, J. W. *Rhynchopygus woodi*, Forbes sp., from the English Pliocene. Geol. Mag. vii (1890), pp. 300-303, 1 fig. [Abstr. in J. R. Micr. Soc. 1890, pt. 5, No. 78, p. 612.]

[*Vide infra*, Systematic.]

HARTOG, M. M. On the Madreporic Systems of Echinoderms. Zool. Anz. xiii, 1890, No. 330, pp. 136 & 137. [Abstr. in J. R. Micr. Soc. 1890, pt. 3, No. 76, p. 337.]

Complains that M. Cuénot, in his "Études Anatomiques sur les Ophiures," had first ignored, and then misquoted, his note at the British Association, at Manchester, on the madreporic system of *Echinodermata*.

HENSEN, —. Das Plankton der Östlichen Ostsee, v. Larven von Muscheln, Schnecken, Sagitten, und Wurm-larven, *Oikopleura*, und Larven von *Ophioglypha*. Ber. Komm. wiss. Unters. deutsch. Meere, vii, 2, pp. 115 & 116.

Occurrence of larva of *Ophioglypha*, p. 116.

HÉROUARD, M. E. French Holothurians. J. R. Micr. Soc. 1890, pt. 3, No. 76, pp. 335 & 336. [Abstr. of paper in Arch. Z. expér. vii, 1889, pp. 535-704, 8 pls.]

HERTWIG, O. Experimentelle Studien am tierischen Ei vor, während, und nach der Befruchtung. Jen. Z. Nat. xxiv, pp. 268, *et seq.*, taf. viii-x.

Eggs experimented on: *Strongylocentrotus lividus*, *Echinus microtuberculatus*, *Sphaerechinus granularis*, *Asterias glacialis*, and *Astropecten* sp. Chapter I. Over-ripeness of the ova, and the phenomena occasioned by it. Chapter II. Relation of the sexual products to cold. Chapter III. Staining the living cell substance with methyl blue. Chapter IV. Parthenogenesis in Starfish. [See below, Anatomy, &c.]

IVES, J. E. Echinoderms from the Northern Coast of Yucatan and the Harbour of Vera Cruz. P. Ac. Philad. 1890, pt. ii (April-September), pp. 317-340, pl. viii.

From Yucatan—*Holothuria heilprini*, n. sp., *H. silamensis*, n. sp., *H. nitida*, n. sp., *Toxopneustes variegatus*, Lam., *Echinaster braziliensis*, M. & Tr., *Luidia alternata*, Say. From Vera Cruz—*Diadema setosum*, Gray, *Echinometra subangularis*, Leske, *Mellita pentapora*, Gmelin, *Thyraster serpentarius*, M. & Tr., *Astropecten articulatus*, Say, *Ophiura cinerea*, M. & Tr., *Ophiothrix angulata*, Say. [*Vide infra*, Systematic.]

JANET, A. Note sur un *Echinocorys carinatus*, presentant neuf pores genitaux. Bull. Soc. Géol. (3) xviii, No. 2, pp. 158-160, with fig.

[*Vide infra*, Anatomy.]

JOHN, GEORG. Ueber bohrende Seeigel. Arch. f. Nat. i, Heft 3, 1889, pp. 268-302, pl. xv. [See Zool. Rec. 1889, Echinoderms, p. 7.]

Criticism and review by SIMROTH in Z. Naturw. lxiii, Heft 1 & 2, p. 224. [Abstr. in Am. Nat. xxiv, No. 279, March, 1890, p. 280.]

JULIEN, A. Resultats generaux d'une étude d'ensemble du Carbonifère marin du Plateau central. C.R. cx, No. 13, p. 736.

Archæocidaris nereis, Munst., *A. urii*, Flem., *Palæechinus gigas*, McCoy, *P. lacazei*, n. sp., *Melonites gaudryi*, n. sp.

JULIN, CH. Culture of the Larvæ of Ascidians, Worms, Echinoderms, &c. Am. Nat. xxiv, No. 288, Dec. 1890, pp. 1217 & 1218. [Extracted from a letter from Dr. Ch. Julin to Dr. Minot, dated Sept. 3rd, 1889.]

KEYES, C. R. (1) Genesis of the *Actinocrinidæ*. *Op. cit.* No. 279, March, 1890, pp. 243-254, pls. vii-ix. [Abstr. in J. R. Micr. Soc. 1890, pt. 3, No. 76, pp. 334 & 335.]

Introduction (pp. 243 & 244); Geological Distribution (p. 244, pl. vii); Greatest development in Carboniferous, but it is evident that a large proportion of the genera date further back than actual observation shows; Elements of Classification (pp. 244 & 245); General Morphological Changes (pp. 245 & 246); Generic Considerations (pp. 246-248); Geologic Development (pp. 248 & 249); Generic Relationships (pp. 249-253); Summary (pp. 253 & 254). [*Vide infra*, Biology.]

— (2) Synopsis of American *Calyptroidæ*. P. Ac. Philad. 1890, pt. ii, pp. 150-181, pl. ii.

Connection between *Calyptroidæ* and *Crinoidea*, pp. 153-159, pl. ii, figs. 7, 8, 10, & 13a.

— (3) The *Echinodermata* of the Carboniferous. Am. Nat. xxiv, No. 284 (August, 1890), p. 767. [Abstr. of paper, Am. J. Sci., Sept., 1889; see Zool. Rec. xxvi, *Echinodermata*, p. 7.]

— (4) Review of the Progress of American Invertebrate Palæontology for the year 1889. Am. Nat. xxiv, No. 278 (Feb., 1890), pp. 131-138.

Echinoderms included.

KINGSLEY, J. S. Record of American Zoology. Am. Nat. xxiv, No. 285 (Sept., 1890), pp. 811-816, Echinoderms, p. 813; and *op. cit.*, No. 280 (April, 1890), pp. 351-357, Echinoderms, p. 353.

KIMPOWITSCH, L. *Dendrogaster astericola*, nov. gen. et sp., une nouvelle form des Cirripèdes Ascothoracides parasite dans la cavité du corps chez *Solaster* et *Echinaster*. Rev. Sci. Nat. publ. par la Soc. des Nat. à St. Petersburg (Owsjannikow), 1890, No. 8, pp. 353-357 & 374.

LAMBERT, J. Observations sur quelques *Hemicidaris* (suite). Bull. Soc. Géol. (3) xviii, No. 3, pp. 161-164, 3 figs.

Some specimens with the anal plates preserved.

LAMPERT, K. (1) *Holothuroidea* of the 'Gazelle.' J. R. Micr. Soc. 1890, pt. 1, No. 74, p. 46. [Notice of paper in SB. Ak. Berlin, 1889, pp. 524-526.]

— (2) Verzeichniss der während der Reise S.M.S. 'Gazelle' gesammelten Holothurien. Forschungsreise S.M.S. 'Gazelle,' Bd. 4, pp. 301-309.

37 species, 6 new.

LUDWIG, H. (1) Bemerkungen über einige Ceylonische Echinodermen. SB. niederrhein. Ges. (7th July, 1890), pp. 98-105.

A collection of 15 species of Echinoderms made by Dr. Driesch and Dr. Herbst, of which 6 are new to Ceylon, viz. :—*Thyone rosacea*, Semp., *Holothuria vagabunda*, Sel., *Ophiopeza fallax*, Pet., *Amphiura* sp. (juv. ?), *Ophiocnida sexradia*, Dunc., *Ophiothrix ciliaris*, M. & Tr. In addition, the collection contained some indeterminable specimens of a *Cucumaria* sp. and *Colochirus* sp. [*Vide infra*, Systematic, Anatomy, &c.]

— (2) Ueber die Function der Madreporen platte und des Steincanals der Echinodermen. Zool. Anz. xiii (1890), No. 339, pp. 377-379. [*Vide infra*, Physiology.] [Abstr. in J. R. Micr. Soc. 1890, pt. 5, No. 78, p. 611.]

— (3) *Echinodermata*. J. R. Micr. Soc. 1890, pt. 2, No. 75, p. 188, & pt. 5, No. 78, p. 610.

Abstract of Bronn's Klassen und Ordnungen des Thierreich's, ii, 3. *Echinodermata*, pp. 129-240, pls. vi-xii. [See Zool. Rec. xxvi, *Echinodermata*, p. 8.]

LÜTKEN, CH. Nogle temmelig uventede Forgelser af den norske Havfauna. Vid. Medd. 1889 (pub. 1890) pp. 308-362.

The additions are *Goniaster acutus*, Heller (which is identical with *G. placentaeformis*), *Gonodactylus chiragra*, &c.

MARCHAL, PAUL. L'Acide Urique et la fonction renale chez les Invertébrés. Mém. Soc. Zool. iii, pt. 1, 1889, pp. 33-87.

Sponges, Coelenterates, and Echinoderms, pp. 42 & 43. A *résumé* of previous researches given. No new observation on Echinoderms.

MARENZELLER, E. v. (1) Deutsche Benennungen für Poriferen, Coelenteraten, Echinodermen, und Würmer. Verh. z.-b. Wien, xl, Qrt. ii, 1890, pp. 177-184.

Echinoderms, pp. 181 & 182.

MARENZELLER, E. v. (2) & GROBBEN, C. Vorläufiger Bericht über die zoologischen Arbeiten. Anz. Ak. Wien, 1890, No. xix, pp. 207-210.

Brisinga mediterranea, Perrier, in depths from 680-1770 m. lat. 35° 56' 0" N., long. 20° 54' 50" E.

MARSHALL, A. MILNES. The Shapes and Sizes of Animals. Tr. Manch. Micr. Soc. 1889, pp. 1-24.

Discusses radial symmetry of *Echinodermata*, pp. 12-24.

MCCOY, F. *Echinodermata* of Victoria. Prodr. Zool. Vict. xx, pl. cc, pp. 371-375.

[*Vide infra*, Systematic.]

NORMAN, A. M. Is *Asterias tenuispina* a British Species? Ann. N. H. (6) vi (1890), pp. 502, *et seq.*

No!

*NEUMAYR, M. Ueber *Palæechinus*, *Typhlechinus*, und die Echinothuriden. JB. Mineral. 1890, Bd. i, Heft 1, pp. 84-87.

- PFEFFER, GEORG. Die Fauna der Insel Jeretik, Port Wladimir, an der Murman-Küste, nach den Sammlungen des Herrn Kapitän Horn. J.B. Hamb. vii, 1889.
- Echinoderms, p. 33.
- PROUHO, H. (1) Du rôle des Pedicillaires Gemmiformes chez les Oursins. C.R. cxi, No. 1 (7th July, 1890), p. 62; Arch. Z. expér. 1890, viii, 2nd ser., No. 4, p. xlii (Notes et Revue, xiii). [Abstr. in J. R. Micr. Soc. 1890, pt. 5, No. 78, p. 611.]
[*Vide infra*, Biology.]
- . (2) Du sens de l'Odorat chez les Etoiles de Mer. C.R. cx, No. 25 (June 23rd, 1890), pp. 1343-1346. [Abstr. in J. R. Micr. Soc. 1890, pt. 5, No. 78, p. 612.]
[*Vide infra*, Biology and Physiology.]
- RAMSAY, E. P. (1) Report on a Zoological Collection from the Solomon Islands. Rec. Austral. Mus. i, No. 1, pp. 1-7.
1 Echinoderm, *Archaster typicus*, M. & Tr.
- . (2) Specimens obtained in a dredging trip in Port Jackson, Saturday, 30th May, 1890. *Op. cit.* No. 4, pp. 84-88.
1 Crinoid (*Antedon pumila*, Bell), 5 Ophiurids, 4 Asterids, 4 Echinids, 3 Holothurians.
- SABATIER, ARMAND. La Station Zoologique de Cette. Congrès International de Zoologie; Comptes Rendus des Séances, Paris, 1889, pp. 115-126.
A description of the fauna. *Strongylocentrotus lividus*, *Ophiothrix alopecurus*, *Amphiura squamata*, and *Antedon rosacea* abundant, p. 117.
- SAUVAGE, H. E. De la présence du *Cribella oculata* dans le Pas-de-Calais. Bull. Soc. Z. Fr. xv, Nos. 4 & 5 (April and May, 1890), p. 198.
- SCHLUMBERGER, —. Seconde Note sur les Holothuridées fossiles du Calcaire Grossier. Bull. Soc. Géol. xviii (1890), No. 3, pp. 191, *et seq.*
Corrects errors in his former note (9th March, 1888), and gives descriptions of a number of new species, together with those described in his former note. In the Eocene of Paris there are 11 species of *Apoda* and at least 14 of *Pedata*. [*Vide infra*, Systematic.]
- SEMON, R. (1) Zur Morphologie der bilateralen Wimperschnüre der Echinodermenlarven. Jen. Z. Nat. xxv, Heft 1, pp. 16, *et seq.* taf. ii.
[*Vide infra*, Embryology.]
- SEMON, R. (2) & LUDWIG, H. New Formation of Disc in broken arm of an Ophiurid. J. R. Micr. Soc. 1890, pt. 1, No. 74, p. 46.
Abstract of papers by SEMON in Jen. Z. Nat. xxiii (1889), pp. 585-594, 1 pl., and LUDWIG in Zool. Anz. xii (1889), pp. 454-457. [See Zool. Rec. xxvi.]
- *SENNES, J. Echinides Cretacés des Pyrénées Occidentales. Sér. II. Bull. Soc. Géol. (3) xvii, No. 3, pp. 804-824, 4 pls.
7 new species; 2 new genera—*Gibbaster*, *Galeaster*.

SIMROTH, —. [*Vide* JOHN.]

SLADEN, W. P. (1) Description of *Nymphaster protentus*. [*Vide sub* BELL (2).]

— (2) *Asteroidea* of Mergui Archipelago. J. R. Micr. Soc. 1890, pt. 1, No. 74, p. 46. [Abstr. of paper in J. L. S. xxi (1889), pp. 319–330, 1 pl.]

— (3) Report on the *Asteroidea* collected by H.M.S. 'Challenger' during the years 1873–1876. Am. Nat. xxiv, No. 278 (Feb. 1890), pp. 160 & 161.

Abstract and criticism of the 'Challenger' Report, vol. xxx (1889).

SLUITER, C. PH. (1) Ueber die Entstehung der Korallenriffe in der Javasee und Brantwoinbai, und über neue Korallenbildung bei Krakatau. Biol. Centralbl. ix, No. 24 (15th Feb., 1890), pp. 737–753.

Holothuria squamifera, Semper, living in the mud of the Bay of Batavia, between the two coral islands Enkhuizen and Leiden, p. 742. *Temnopleurus*, and numerous Ophiuroids and small *Synaptidae* abundant in young coral reefs, p. 742.

— (2) Die Evertebraten aus der Sammlung des königlichen naturwissenschaftlichen Vereins in Niederländischen Indien in Batavia. Tijdschr. Nederl. Ind. xlviii (1889), pp. 285–313.

A list of Echinoids and Asteroids, with the locality, depth, and nature of the surroundings in which each species lives. 3 new Asteroids. [*Vide infra*, Systematic.]

— (3) Nachträgliches über die Echinodermen-Fauna des Java-Meeress. Tijdschr. Nederl. Ind. xlix (1890), ser. 8, deel x, pp. 105–110, 1 pl.

Holothurians and Echinoids. 3 new species of the former. [*Vide infra*, Systematic.]

SOMERVILLE, ALEX. Dredging off Portincross, Ayrshire. P. N. H. Soc. Glasg. ii, (n. s.), pt. ii (1890), pp. 189–193.

Brissus lyrifer, Forbes, obtained, p. 193.

STÜRTZ, B. Neuer Beitrag zur Kenntniss paläozoischer Seesterne. Paläontogr. xxvi, Lief. 4–6 (March, 1890), pp. 203–247, taf. xxvi–xxxi.

1. Literature and Introduction (pp. 203–205). 2. Completion and Correction of Palæozoic Asterids already known (pp. 205–225). 3. Descriptions of new Asterids from Bundenbach; (a) Stellerids, (b) Ophiurids (pp. 225–233). 4. General part (pp. 233–244). [*Vide infra*, Anatomy, &c., Biology, and Systematic.]

SWAINSON, G. Among the Sea Urchins. Part I. J. Micr. & Nat. Sci. (n. s.) iii, No. 1 (Jan. 1890), pp. 9–18, pl. i, 2 woodcuts. Part II. *Op. cit.* No. 4 (Oct. 1890), pp. 260–268, pl. xviii, 3 woodcuts.

A popular article; nothing new.

TOUCAS, —. Étude de la Faune des Couches Tithoniques de l'Ardeche. Bull. Soc. Géol. xviii (1890), Nos. 7 & 8, pp. 560-629, pls. xiii & xviii.

Distribution of a number of Crinoids and Echinoids.

VÆLTZKOW, A. *Entovalva mirabilis*, eine schmarotzende Muschel aus dem Darm einer Holothurie. Zool. Jahrb. v (Abth. f. Syst. Geogr. und Biol. der Thiere), Heft 4, p. 619, taf. xlii.

[*Vide infra*, Biology.]

WELSCH, —. (1) Terrains Jurassiques dans les environs de Tiaret, Freuda, et Saida. Bull. Soc. Géol. xviii (1890), No. 6, pp. 428-440.

Distribution of a number of Echinoids and Crinoids.

— (2) Les terrains Cretacés du Seresson occidental et de Lihon (fin). *Op. cit.* No. 7, pp. 497-510.

Distribution of a number of Echinoids.

WHITELEGGE, TH. List of the Marine and Freshwater Invertebrate Fauna of Port Jackson and the neighbourhood. J. R. Soc. N.S.W. xxiii, pt. ii (1889), pp. 163-323.

Echinoderms, pp. 197-206. [*Vide infra*, Systematic.]

III.—ANATOMY, HISTOLOGY, MORPHOLOGY, AND PHYLOGENY.

BATESON & CARPENTER describe an abnormal specimen of *Antedon rosacea*, in which two arms, after being continued normally for a certain distance, break up into several secondary arms. These two abnormal arms are symmetrically placed with regard to the mouth and anus.

BELL (1) finds that in *Phormosoma placenta*, Wyv.-Th., the organs of Stewart may be present in a rudimentary condition, or may be absent. He could find no trace of their presence in *P. bursarium* or *P. tenue*. He also finds the longitudinal muscles described by Sarasin entirely absent in *Phormosoma*, and very feebly developed in *Asthenosoma pellucidum*. He points out that these facts militate against the statements which the Sarasins based on the anatomy of *Asthenosoma urens*, as to the characteristics of the *Echinothuridae*.

CAMERANO has observations on sexual dimorphism in Echinoderms.

According to CARPENTER (2), in many Cystids the plates of the calyx are as regular as in Crinoids. Many forms are dicyclic and hexamerous. *Echinoencrinus* has infrabasals, basals, radials, and interradials, which are perhaps homologous with the deltoids of Blastoids. In some genera the mouth is protected by five oral plates, that on the anal side being the largest, as in many Palæocrinoids. The "hydrophores palmés" of Barrande were rightly interpreted by Noumayr as the remains of subtegmina, and they were not at the dorsal pole. Where there was no genital pore the anus may have subserved genital functions. Many armoured forms of *Psolida* (Holothurians) have much

resemblance to *Cystidea*. The fourth opening near the peristome of *Aristocystites*, may have been nephridial, as perhaps also, on account of its position, the third opening in *Echinoencrinus*.

CUÉNOT (1) describes the anatomy and histology of the Asterids. Connective tissue (pp. 3-5). Calcareous tissue (p. 6). Muscle fibres (p. 6): never striated in any way, and never in communication with the cells of the ectoderm, as Hamann supposed. Yellow bodies (p. 7), probably vegetable cells, occur commonly in sections, especially of the ovoid gland. Integument (pp. 7, *et seq.*) with three layers: peritoneal epithelium (innermost layer) (p. 8); external epithelium (outermost layer) (pp. 8, *et seq.*) consists of indifferent cells, with two kinds of glandular cells, mucous cells, and "cellules mûriformes." Colours of starfish due to a pigment contained in the cells of the ectoderm. Between the bases of the ectoderm cells is a fibrous layer, the superficial nerve plexus. Fibrous dermis (middle layer) (p. 11). Between the dermis and the peritoneal epithelium is a muscular layer. In *Echinaster sepositus* there are true dermal glands (pp. 11, *et seq.*), the secretion of which is similar to that of the "cellules mûriformes." Skeleton and musculature (pp. 13 & 14); the name, "soutien interradaire," is proposed for the plate termed odontophore by Viguiet. Lymphatic gills (pp. 14 & 17): the circular lacune at the base is not a portion of the "schizocœle" (Hamann), but is a closed space. Vibratile radioles (p. 17): these are cylindrical rods, supported by a calcareous network in the interior, and covered by columnar ciliated epithelium; they occur on the lateral faces of the marginal plates in *Luidia* and *Astropecten*. Pedicellariæ (pp. 18, *et seq.*): *Luidia ciliaris* has both tridactyle and didactyle forms; the former in specimens from Roscoff, the latter in specimens from Banyuls. *Asterina gibbosa* has pedicellariæ scarcely differentiated from groups of spines, showing that there is no absolute distinction between these two kind of organs. The pedicellariæ of *Asterias glacialis* are then described in detail: (1) "Cross" pedicellariæ (pp. 20-22); (2) "Straight" pedicellariæ (pp. 22 & 23); (3) Tridactyle pedicellariæ (p. 23). In the development of the pedicellariæ (p. 24) the valves appear first, then the basal piece; the "cross" pedicellariæ run through a transitory "straight" stage. Digestive tract (pp. 31, *et seq.*): there are two kinds of glandular cells in the epithelium—mucous and granular. Hamann's flask-shaped cells do not exist. Nervous system (pp. 44, *et seq.*): nerve-ring and cords alike formed of an epithelium with elongated filamentous cells, between which are found the nervous elements, consisting of fibres and cells. The nerve-cells are only bipolar; the multipolar cells, often described, belong to the connective tissue. Sense organs (pp. 52, *et seq.*): there is no communication between the epithelial cells and the nervous layer, as Hamann described. The tentacle at the tip of the arm is a tactile organ, and some of the tube feet nearest to it are also modified for touch. Eye (pp. 55, *et seq.*). Blood (pp. 63, *et seq.*): all the internal fluids, whether of the body cavity, blood-vascular, or water-vascular system, have the same composition. This internal medium consists of a liquid (sea water) containing sus-

pended amoeboid corpuscles, of one kind only, which contain a substance allied to hæmoglobin, termed "hæmoxanthin" by the author. The corpuscles originate from lymphatic glands; these are the ovoid gland for the vascular system and body cavity, and Tiedemann's bodies and the Polian vesicles for the water-vascular system. All these lymphatic glands consist of a connective tissue stroma supporting cells, which multiply rapidly and wander away as amoeboid corpuscles. Ambulacral apparatus (pp. 73, *et seq.*). Tiedemann's bodies (p. 75). Polian vesicles (p. 76). Stone canal (p. 77): most of the pores of the madreporite open into the stone canal, the remainder into the peripheral cavity belonging to the blood-vascular system. Modifications of the water-vascular system in different groups (p. 78). Blood-vascular system (p. 86) (= perihæmal system of Ludwig, *vide infra*): the oral ring opens into the body cavity in each interradius. In each arm there are a radial, two marginal, and as many transverse vessels as there are feet on each side. The radial and marginal vessels send vessels to the feet. The marginal vessel also sends off a vessel opposite each tube foot, which opens into the body cavity of the arm, between the ambulacral and adambulacral pieces. The oral ring sinus and the radial sinuses are alike divided in half by a septum. In one interradius a large sinus rises from the ring sinus towards the aboral face, the "axial" or "glandular sinus," containing the stone canal and ovoid gland. The ovoid gland consists of lymphatic tissue, and has a prolongation which hangs free in the body cavity, but has no connection with the stomach, as Hamann supposed. The axial sinus communicates with the exterior by some of the madreporic tubules. Genital vascular apparatus (p. 94): in the young *Astropecten* there is, at first, no aboral blood ring. Then the axial sinus sends out on each side a prolongation containing a process from the ovoid gland—the genital rachis. These processes grow round the aboral face of the animal, forming the aboral blood ring, containing the annular genital rachis. From the ring arise in each interradius two outgrowths, into which the genital rachis is prolonged, and from the prolongations of the genital rachis sprout the ten gonads. The genital ducts arise as ingrowths of the ectoderm. The portion of the genital rachis not used to form gonads forms lymphatic tissue, like that of the ovoid gland, supplying the genital vascular apparatus with corpuscles.

All that the author describes as blood sinuses are, in Ludwig's terminology, "perihæmal spaces," and he finds that Ludwig's "blood-vascular system" has no existence as such. Ludwig's "radial blood-vessel" is a series of lymphatic spaces in the septum of the radial blood-vessel proper; his oral blood ring in the annular buccal septum does not exist; his aboral blood ring and genital vessels are lymphatic organs produced from the genital rachis.

Modifications of the blood-vascular system in different groups (pp. 100, *et seq.*). The blood-vascular system of Echinoderms is derived from the general body cavity, but is homologous with that of other Echinoderms.

Sexual Reproduction (p. 113). Gonads of different families described

(pp. 114, *et seq.*). Evolution of sexual elements (pp. 120, *et seq.*): after the spermatozoon is set free, its nucleolus travels to the periphery, projects, and is cast out. The ovum has no follicle, and its zona radiata is secreted by its own activity. The sexual cells originate from the same primitive cells as blood corpuscles. Successive hermaphroditism in *Asterina gibbosa* (pp. 126 & 127). Asexual reproduction (p. 128): two methods—(1) by median division, as in *Asterina wega*; (2) by radial division, as in *Linckiadae*, where the arms fall off, and each arm buds a new body, while the old body buds new arms.

The author concludes his observations by arranging the Asterids he has studied in what appears to him to be their natural order (p. 131). He finds nothing in the anatomy of Asterids to support Perrier's view that each starfish is a colony of six individuals, a central nutrient and five radial reproductive animals.

CUÉNOT (2) finds that the aboral nervous system of Crinoids is not an isolated formation, but that analogous, if not homologous, structures occur in Urchins, Ophiurids, and Asterids. In Asterids each arm is traversed on its aboral side by a strong muscular band; these bands converge to the centre to form a star-shaped figure. Over these bands there is a great thickening, of nervous nature, of the peritoneal epithelium. The histology of these thickenings is quite similar to that of the ambulacral nervous system. No connection was found between this enterocœlic nervous system and the superficial nerve plexus. In the same category with the enterocœlic nervous system in Crinoids and Asteroids must be placed the genital nervous ring found by Prouho in *Echinus acutus* and *Strongylocentrotus lividus*, and occurring also in *Arbacia pustulosa* and *Echinodiscus biforis*. In Ophiurids there is a nerve ring placed exactly like that of Urchins, in the aboral ring which goes from the axial sinus to the genital organs. It perhaps communicates with the peripheral branches of the ectodermal nervous system, but it appears to be of mesodermic origin, developed at the base of the enterocœlic epithelium.

CUÉNOT (3) disputes Hartog's theory that the madreporic system represents a left nephridium: (1) for embryological reasons; (2) because colouring matters injected into the body cavity do not escape by it, but by simple osmosis from the feet or lymphatic gills, and there is practically no communication between the body cavity and the exterior by the madreporite, from a physiological point of view; (3) because the communication between the body cavity and the exterior is frequently secondarily obliterated anatomically; and (4) because Hartog's experiments are not conclusive as to the presence of an outward current. The experiments of Perrier, Prouho, and Cuénot showed that no currents existed at all. [*Vide* LUDWIG (2).]

FEWKES (3) describes and figures a single stage in the development of *Asterina gibbosa*, slightly older than the oldest stage described by Ludwig, *Asterina* being selected as a type of the *Asterie adambulacrarie*, and also because pentagonal, and therefore nearer to the Echinoids than the stellate genera. A comparison is instituted between this form and

the mouth plates of the young *Asterias*, and it is concluded that there is no difference in the way the mouth parts of a typical representative of the group of starfishes known as *Asterie ambulacrariae* and *Asterie adambulacrariae* form in the development of the two groups, but that they are built on essentially the same plan, and the division of starfishes into those with ambulacral and those with adambulacral mouths is not found in nature. The author supposes that the arm of a starfish is made up of somites or segments, and that, typically in Echinoderms, the calcification of each somite may be thought to surround the water-tube of the arm. This theoretical ring of calcification is most closely reproduced in its typical form in the plates surrounding the mouth, in both starfish and sea urchins. The ambulacrals and adambulacrals of a starfish are portions of the annular calcification of successive somites, and are serially homologous. In the ambulacrals the external part of the somite is aborted, while in the adambulacrals both the external and internal parts are missing, only the lateral portions remaining. In sea urchins the plates corresponding to the ambulacrals of a starfish are lost, appearing only round the mouth as the auriculæ. On the other hand, plates corresponding to the adambulacrals of a starfish remain, and meet below the water-vascular system, to form the so-called ambulacrals of the sea urchin. The marginals of starfish, which are most developed in pentagonal types, become the interambulacrals.

Incidentally the author notices that *Palmipes* lays its eggs in long yellow strings (footnote, p. 102). The author passes on to discuss the primary spines of Echinoderms. In the young stages of many Echinoderms the animal is often provided with embryonic spines, relatively much larger, and of a different nature to those of the adult. Thus the young *Asterias* is provided with large spatulate spines, which the author compares to the modified fin-like spines of *Ophiopteron*, and which he believes may have been primitively swimming organs. There are two distinct kinds of spines in Asteroids, those which are simply outgrowths from a calcareous plate, and those produced from separate calcifications and afterwards articulated to a plate. To the latter category belong the embryonic spines of *Asterias*. Similar spatulate spines are found in the young *Arbacia*, which the author has frequently taken pelagic after absorption of the pluteus, though he has not actually seen it use its spines for swimming. He believes that this larval *Arbacia* represents an ancestral form (*Archiarbacia*), from which Echinoids and starfish have sprung, with a disc-like body, and marginal flappers supported by a calcareous axis, the organism resembling an *Ephyra*, except for the calcification. In many young Ophiurids, on the other hand, the embryonic spines are hooked. These spines are permanent in the adult *Ophiobranchion* and *Astrophyton*. In Ophiurids also there are two kinds of spines, the ordinary straight spines of the adambulacral side plates, and the embryonic hooked spines, both kinds movable. It is left an open question whether these embryonic hooked spines are homologous with the spatulate embryonic spines of *Asterias*.

HERTWIG describes the behaviour of the nucleus during the maturation of parthenogenetic ova of *Asterias* and *Astropecten*. After the first polar body is formed, a second nuclear spindle is formed beneath it, leading to a second division of the nucleus. Instead, however, of a second polar body being formed, the two halves of the nucleus travel to the centre of the ovum, and fuse to form a first segmentation nucleus, which soon commences to divide and the ovum to segment.

JANET describes a specimen of *Echinocorys carinatus*, in which three of the four genital plates have two pores each, the fourth plate three.

LUDWIG (1) observes that *Ophiocnida sexradia*, Dunc., can increase by transverse division like *Ophiactis virens* (Sars), Lütken.

According to STÜRTZ, the five oral shields of recent Ophiuroids are always wanting in palæozoic forms, in which respect the recent *Astrophiuura permira*, Sladen, with only one oral shield present as the madreporite, is perhaps intermediate between palæozoic and recent forms. The oral angle shields, lateral oral shields, jaws, jaw-plates, and oral papillæ are normally developed in palæozoic forms, but the radial shields have never been observed in any of them. The arm skeleton of palæozoic Ophiuroids shows various stages of development:—(1) In *Ophioencrinasteriæ* the hard parts were enveloped in a soft skin; ventral and dorsal shields were wanting; the vertebræ seen from below consist of unconnected alternating halves, and the ambulacral pores are either in the vertebræ or between these and the lateral shields; (2) in *Ophiura lymani* the dorsal shields are wanting; the inner arm skeleton consists of rod-like bodies, but those of each pair are opposite to one another and fixed at the ends; (3) forms such as *Furcaster*, &c., which resemble (4), but in which ventral shields are doubtfully present; (4) palæozoic Ophiuroids similar to recent forms, but without dorsal shields; the ambulacral vertebræ are normal. Radial and oral shields wanting. The author supports Ludwig in homologizing the vertebræ of Ophiuroids, and not their ventral shields, with the ambulacrals of Stellerids, since in the oldest Ophiuroids the halves of the vertebræ are disconnected and often alternating, while the ventral shields are often wanting.

In several *Encrinasteriæ*, as well as in some palæozoic *Stelleridæ vereæ*, the madreporite is on the ventral surface, while in other *Encrinasteriæ* it is dorsal, as in recent forms. The mouth structure of palæozoic starfish seems to be similar to that of recent forms. *Encrinasteriæ* with alternating ambulacral plates are to be distinguished from *Stelleridæ* with the ambulacral plates of each pair opposite to one another; but, apart from this peculiarity, the *Encrinasteriæ* stand as close to recent *Stelleridæ* as do the palæozoic *Stelleridæ vereæ*.

The author looks upon the *Cystidea* as ancestors of the *Asteroidea*, through such forms as *Edrioaster*, *Agelacrinus*, and *Hemicystites*. He considers the third opening of many Cystids to have been perhaps that of the stone canal. If an originally spherical or oval Cystid spreads out to a flat or disc-shaped form, with the three openings on the upper side, we get a transitional form like *Agelacrinus*. At the same time the external hard

parts of the lower part of the body become replaced by a soft membrane, as the author has found to be the case in *Agelacrinus* and *Hemicystites*, by applying the method of thin sections. The author institutes a detailed comparison of the structure of his transitional Cystid genera with Asteroids, and concludes that they might be grouped either with Asteroids or Cystids. The ancestor of Asteroids was sessile.

IV.—EMBRYOLOGY.

SEMON (1) finds that the preoral band of starfish larvæ is not produced from the adoral band, as he formerly stated (*Entwicklung der Synapta digitata*; see Zool. Rec. xxv, Echinoderms, p. 8); but is nipped off from a continuous postoral band, and its connection with the adoral band is secondary: hence the preoral area in *Auricularia* and *Bipinnaria* are homologous. All Echinoderm larva have a circumoral and an adoral band of cilia. The Echinoderm *Dipleurula* cannot be compared with a Trochosphere; its circumoral ciliated band is without a homologue in other larvæ, and has been probably independently acquired.

Although the *Bipinnaria* passes through an *Auricularia* stage, no trace of the nerve streaks of the latter were found, though they are probably present.

V.—PHYSIOLOGY.

CUÉNOT (1) finds that the "cellule mûrifformes" in the epidermis of Asterids secrete little vesicles, which appear to be venomous, and act as defensive organs. The dermal glands of *Echinaster sepositus* produce a similar secretion. The function of the vibratile radioles in *Luidia* and *Astropecten* is to direct currents of water to the lymphatic gills. The function of the pedicellariæ is purely defensive, to keep off parasites [*vide* Biology, *infra*]. In feeding, nutritious substances never enter the radial or stomachal cœca of starfish. The function of the anus is very limited, and waste matters are often ejected from the mouth. The granular cells of the digestive tract secrete an important digestive ferment. The stomach of a starfish is evaginated by compression of the cœlomic fluid, and drawn in again by the muscles of the mesenteries. In the nervous system of starfish, the radial cords serve each as the co-ordinating centres of their respective arms, while the oral ring acts as the co-ordinating centre for all the arms. The function of respiration is carried on by the hæmoxanthin of the blood corpuscles, acting similarly to hæmoglobin. Excretory matters pass into the body cavity and escape by osmosis through the lymphatic gills; there are no organs of excretion. The products of digestion also pass into the body cavity by osmosis; they are then probably taken up by the amœboid corpuscles and stored up in a form similar to albumen, to be distributed to the tissues. The stone canal of Asterids has no current either inwards or outwards. It appears

to be quite functionless in the adult. The Polian vesicles are lymphatic glands, and contract in order to send the blood corpuscles they produce into the water-vascular system. The blood-vascular system has no currents in definite directions, but the liquid is simply kept in motion by the cilia of the epithelium. It serves for the nutrition of the organs it traverses.

GREENWOOD describes the action of nicotin upon Asterids, Ophiurids, and Crinoids. In the two latter groups the paralyzing action of nicotin is preceded by a phase of stimulation.

LUDWIG (2) contradicts the statements of Hartog as to there being an outward current from the madreporite of Echinoderms. As the result of experiments on *Holothuria tubulosa*, *Stichopus regalis*, *Sphærechinus granulatis*, *Asterina gibbosa* and *pancerii*, *Antedon rosacea*, and on *Auricularia*, he finds that the current is always from without inwards, both in the pore canals of the madreporite, the calyx pores of *Antedon*, the dorsal pore of *Auricularia*, and in the stone canal.

PROUHO (2) finds that the sense of smell in starfishes is localized in the anterior non-locomotory tube feet of each arm, situated just behind the ocular plate. He proposes for these feet, or tentacles, the name "palps." [*Cf. Biology, infra.*]

VI.—BIOLOGY.

BATHIER (3) gives an account of the habits of Crinoids and their relation to their environment.

CUÉNOT (1) describes the method in which a starfish uses its pedicellariæ for defence. A worm falling on the skin is seized and held by them, assisted by the spines. At the same time, the glandular cells of the skin pour out their poisonous excretion. The animal is held till it is dead. There is a relation between the abundance of pedicellariæ in specimens of a given species from different localities and the richness of the fauna; and the species with pedicellariæ in the ambulacral groove never have commensal worms in this part. The most vulnerable parts of the body are the lymphatic glands; in *Astropecten* these are protected by the paxillæ, which act like the pedicellariæ in seizing animals. Another method of defence in starfish is autotomy. The author describes the method in which starfish feed (pp. 40, *et seq.*).

FEWKES (1) describes a Crustacean parasitic in the brood cavities of *Amphiura squamata*. It causes the ovaries of the *Amphiura* to degenerate into an amorphous mass, in which no ova were recognisable, and the brood cavities become filled with the eggs and young of the Crustacean.

FEWKES (2) describes the manner in which *Strongylocentrotus dröbachiensis*, on the coast of Grand Manan, makes excavations in solid rock. The excavations are effected by the teeth and spines, combined with motions of the animal produced by waves and tide. The object is primarily protection, but secondarily a sufficient amount of water is retained in this way to cover the animal at half-tide. The coralline accompanying

the urchin, generally found at the rim of the excavation, takes no part in the formation of the recess, though its presence may be necessary to the urchin. Sea-urchins appear to play some part in the formation of the pot-holes with a central style in which they are found at Biarritz, France, though they are assisted by the movements of stones under the action of tides and waves.

According to KEYES (1), the study of the *Actinocrinidæ* (for example, *Batocrinus*, *Dorycrinus*, and *Dichocrinus*) shows that at times in the phylogenetic history of a group variations appear to go on with broad and rapid strides, and the organisms survive through rapidly changing physical conditions. When the changes of environment became too rapid, the forms either ceased to exist or retrograded, and became depauperate and extinct. *Actinocrinus* and others show that variation may go on in one part without affecting another. The *Actinocrinidæ* show a tendency during their existence to increase the distal extent of the rays by branching, by lateral expansion of the arms, or by radial extension of the calyx radials.

KEYES (2) describes the relations between *Calyptræidæ* and Crinoids.

KINPOWITSCH describes a Cirripede parasitic in the body cavity of *Solaster* and *Echinaster*.

PROUHO (1) finds the function of the gemmiform pedicellariæ of urchins is to repel the attacks of starfish. When a *Strongylocentrotus lividus* is attacked by an *Asterias glacialis*, as soon as it feels the contact of the tube feet of the starfish the little spines round the part attacked lie down flat, thus unmasking the gemmiform pedicellariæ, which are seen with their jaws widely open. The moment a tube foot touches one of them it is bitten, and the bite seems to cause the starfish sharp pain, since it at once withdraws. The head of the pedicellaria remains attached to the bitten tube foot; hence, after a time the urchins are unable to keep off the starfish, if the latter continue to attack them. If the urchin is pricked with a needle, or otherwise irritated, the movements of the spines are quite different from those performed when attacked by a starfish. In the first case they are all inclined towards the point of attack.

PROUHO (2) describes a number of experiments, proving that starfish (*Asterias glacialis*) in seeking their prey are not guided at all by sight, but by the sense of smell, localized in the non-locomotory tube feet which are situated behind the ocular plate.

STÜRTZ believes that no palæozoic Ophiuroid can be referred to any recent form inhabiting the shore, and that all palæozoic forms inhabited either deep sea or moderate depths. His investigations give no support to the view that the littoral fauna is older than that of the deep sea.

VÆLTZKOW describes a parasitic bivalve occurring in a species of *Synapta*. It lives in the œsophagus, and is visible externally as a whitish grey body, which moves without changing its place. The young animals enter their host by the mouth. In addition a parasitic snail occurs in the *Synapta*, both fixed to the wall of the stomach and creeping about on the exterior.

VII.—DISTRIBUTION.

IN SPACE AND TIME.

BATHER (1) : geological distribution of Fistulate Crinoids, with a table, pp. 377-382. BELL (1, 2). COTTEAU (1, 2, 3) : Echinoids. CUÉNOT, (1) p. 134 : Asterids. v. DALLA TORRE : Echinoids, Asteroids, and Ophiuroids of Helgoland. FORSTRAND : Echinoids of Bermuda Coral Reefs. GAUTHIER : Fossil Echinoids. IVES. JULIEN : Fossil Echinoids. LUDWIG (1) : Echinoderms new to Ceylon. LÜTKEN. v. MARENZELLER (2). NORMAN : *Asterias tenuispina* not British. PFEFFER. RAMSAY (1, 2). SABATIER. SAUVAGE. SCHLUMBERGER : Eocene Holothurians of Paris. SENNES : Cretaceous Echinids of the West Pyrenees. SLUITER (1, 2, 3) : Echinoderms of the Java Sea. SOMERVILLE. STÜRTZ : palæozoic Asteroids and Ophiuroids. TOUCAS : fossil Crinoids and Echinoids. WELSCH (1) : Jurassic Echinoids and Crinoids. WELSCH (2) : Cretaceous Echinoids. WHITELEGGE : Echinoderms of Port Jackson.

VIII.—SYSTEMATIC.

HOLOTHURIOIDEA.

Chirodota undulata, Schlumberger, to be *Théelia undulata*, p. 197, figs. 13 & 14 ; *C. lavigata*, n. sp., p. 196, fig. 11 ; *C. curriculum*, n. sp., p. 197, fig. 12 ; SCHLUMBERGER.

Cucumaria inconspicua, Bell, to be united with *Thyone rosacea*, Semper ; vide LUDWIG (1).

Holothuria aspera, n. sp., p. 455, pl. xviii, fig. 3 ; BELL (2). *H. heilprini*, n. sp., p. 318, pl. viii, figs. 1-6 ; *H. silamensis*, n. sp., p. 320, pl. viii, figs. 7-9 ; *H. nitida*, n. sp., p. 322, pl. viii, figs. 10-18 ; IVES. *H. lamperti*, n. sp., p. 106, figs. 1-3 ; SLUITER (3).

Myriotrochus opercularis, n. sp., SCHLUMBERGER, p. 199, figs. 18 & 19.

Myriotrochus elegans, for *Stueria elegans*, Schlumberger ; SCHLUMBERGER, pp. 198 & 199, figs 15-17.

Phyllophorus perspicillum, Selenka : the question raised by Théel ('Challenger' Reports), as to whether this form belongs to the genus *Phyllophorus* or the genus *Orcula*, is decided by WHITELEGGE in favour of the former genus.

Priscopodatus, n. g., Schlumberger, for *P. irregularis*, n. sp., p. 199, figs. 20 & 21, *P. marginatus*, n. sp., p. 200, fig. 22, *P. normani*, n. sp., p. 200, figs. 23 & 24, *P. pyramidalis*, n. sp., p. 201, figs. 25-29, *P. propinquus*, n. sp., p. 201, fig. 30, *P. multifloris*, n. sp., p. 202, figs. 31 & 32, *P. anceps*, n. sp., p. 202, fig. 33, *P. corolla*, n. sp., pp. 202 & 203, fig. 34, *P. eiffeli*, n. sp., p. 203, figs. 35-37, *P. echinatus*, n. sp., p. 203, fig. 38, *P. crassus*, n. sp., p. 204, fig. 39, *P. inæqualis*, n. sp., p. 204, fig. 40, *P. aspergillum*, n. sp., p. 205, figs. 41 & 42, *P. cribellum*, n. sp., p. 205, fig. 43 ; SCHLUMBERGER.

Stueria elegans, Schlumberger, to be *Myriotrochus elegans*; *id.* pp. 198 & 199, figs. 15-17.

Synapta eocena, Schlumberger, redescribed, p. 193, figs. 1-5; *S. stueri*, n. sp., p. 194, fig. 6; *S. renifera*, n. sp., p. 194, fig. 7; *S. circularis*, n. sp., p. 195, fig. 8; *S. levigata*, n. sp., p. 195, fig. 9; *S. truncata*, n. sp., p. 196, fig. 10; SCHLUMBERGER. *S. ludwigii*, n. sp., p. 108, figs. 4-9; *S. rodea*, n. sp., p. 108, figs. 10-14; SLUITER (3).

Théclia undulata, for *Chirodota undulata*, Schlumberger, p. 197, figs. 13 & 14; SCHLUMBERGER.

Thyone rosacea, Semper: with it are to be united *Thyone sargassi*, Lampert, and *Cucumaria inconspicua*; LUDWIG (1).

Vide also LAMPERT (2) for new species of Holothurians.

ECHINOIDEA.

Adelopneustes, n. g., GAUTHIER.

Coraster margaritæ, n. sp., COTTEAU (3).

Cyclaster gourdoni, n. sp., *id.* (3).

Echinarachnius woodi, Forbes, belongs to the genus *Rhynchopygus*; GREGORY.

Echinolampas blanchardi, n. sp., pp. 288-292, pl. v, figs. 1-12, COTTEAU (1).

Enallaster mexicanus, n. sp., pp. 296-298, pl. ii, *id.* (4).

✓ *Holcopneustes gourdoni*, n. g. & sp., *id.* (3).

✓ *Holcotypus castilloi*, n. sp., pp. 295 & 296, pl. i, *id.* (4).

✓ *Hypopygurus*, n. g., GAUTHIER.

Leiosoma gourdoni, n. sp., COTTEAU (3).

Maretia aragonensis, n. sp., *id.* (3).

Melonites gaudryi, n. sp., p. 736, JULIEN.

Micraster gourdoni, n. sp., COTTEAU (3).

Micropsis frossardi, n. sp., *id.* (3).

✓ *Opisopneustes*, n. g., GAUTHIER.

✓ *Orithechinus*, n. g., *id.*

✓ *Palæechinus lacazei*, n. sp., p. 736, JULIEN.

✓ *Rhabdобрissus julieni*, n. g. & sp., pp. 281-285, pls. ii, figs. 1-4, & iii, figs. 1-6, COTTEAU (1).

Rhynchopygus woodi, Gregory, = *Echinarachnius woodi*, Forbes.

Schizaster edwardsi, n. sp., pp. 286-288, pls. iii, figs. 7-12, & iv, figs. 1-12, COTTEAU (1).

Vide also GAUTHIER, NEUMAYR, and SENNES.

ASTEROIDEA.

STÜRTZ gives the following classification of palæozoic *Stelleridæ* (pp. 245-247):—

I. Suborder. ENCRINASTERIÆ.

Family. *Palæbrisingidæ*. *Loriolaster*, Stürtz, *Cheiroptaster*, Stürtz.

Family. *Palæchinasteridæ*. *Palasteriscus*, Stürtz.

Family. *Palægoniasteridæ*. *Aspidosoma*, Goldfuss, *Palæaster*, Hall.

Family. *Palasterinidæ*. *Palasterina*, McCoy.

Enerinasteriæ of uncertain position: *Aspidosoma*, J. Muller; *Urasterella*, comprising *Schenaster*, Meek & Worthen; *Ptilonaster*, Hall, *Palæocoma*, *Bdellacoma*, and *Rhopalocoma*, Salter.

II. Suborder. STELLERIDÆ VERÆ.

Family. *Palæasteroidea*. *Palasteracanthion*, Stürtz.

Family. *Palælinckiadæ* (?). *Roemeraster*, Stürtz, and perhaps *Lepidaster*, Forbes.

Family. *Palæchinasteridæ*. *Echinasterella*, Stürtz.

Family. *Palægoniasteridæ*. *Xenaster margaritatus*, Simonowitsch.

Family. *Palæastropectinidæ*. *Astropecten*, Stürtz.

Of uncertain position: *Xenaster simplex*, Simonowitsch; *Celaster*, Sandberger; *Archasterias*, Müller; *Asterias* auct.; *Palæostella* and *Medusaster*, Stürtz.

Asterina calcar, Lam., restr. Gray, described, pp. 371 & 372, pl. cc, fig. 1; *A. gunni*, Gray, described, pp. 372 & 373, pl. cc, fig. 2; MCCOY.

Astrogonium greeni, n. sp., p. 433, pl. xix, fig. 4, BELL (2).

Astropecten squamosus, n. sp., pp. 309 & 310; *A. pusillus*, n. sp., p. 311;

A. macer, n. sp., pp. 311 & 312; SLUITER (2).

↓ *Cheiroptaster giganteus*, n. g. & sp., pp. 228 & 229, taf. xxix, fig. 33, taf. xxx, fig. 32; STÜRTZ.

↓ *Echinasterella sladeni*, n. g. & sp., p. 225, taf. xxviii, figs. 26, 26a, & 27, *id.*

Goniaster acutus, Heller, identical with *Goniaster placentaformis*; LÜTKEN.

Henricia, Gray, has the priority over *Cribella*, for *Asterias sanguinolenta*, O. F. M.; BELL (4).

Lepidaster grayi, Forbes, redescribed, pp. 222 & 223, taf. xxviii, figs. 19 & 20; STÜRTZ.

Loriolaster mirabilis, Stürtz, redescribed, pp. 208-210, taf. xxvi, figs. 3b & 4a; *id.*

∨ *Medusaster rhenanus*, n. g. & sp., pp. 229 & 230, taf. xxxi, figs. 34 & 35; *id.*

Nymphaster protentus, Sladen; for description *vide* BELL (2).

Palæodiscus ferox, Salter, redescribed, pp. 220-222, taf. xxvi, fig. 16; STÜRTZ.

∨ *Palæostella solida*, n. g. & sp., pp. 230 & 231, taf. xxxi, figs. 42 & 43, *id.*

Palasterina follmanni, n. sp., pp. 226-228, taf. xxix, figs. 29, 30, 30a, 31, & 31a; *id.*

Palasteriscus devonicus, Stürtz, redescribed, pp. 223-225, taf. xxviii, figs. 23, 23a, & 23b; *id.*

Pentagonaster (Tosia) aurata, Gray, described, pp. 373-375, pl. cc, fig. 3; MCCOY.

Roemeraster asperula, Stürtz, redescribed, p. 220; STÜRTZ.

- Thyraster*, n. g., for *Echinaster serpentarius*, M. & Tr.; IVES.
Tropidaster, Stürtz, redescribed, pp. 205–208; STÜRTZ.
Urasterella, McCoy, redescribed, pp. 219 & 220; *id.*
Xenaster margaritatus, Simonowitsch, redescribed, p. 223; *id.*

OPHIUROIDEA.

STÜRTZ gives the following classification of palæozoic Ophiuroids (pp. 245–247):—

I. Suborder. EURYALIDÆ.

Eucladia, Woodward, *Onychaster*, Meek & Worthen, and perhaps *Helianthaster rhenanus*, Roemer, emend., Stürtz.

II. Suborder. OPHIUREÆ.

1. Family. *Ophioencrinasteriæ*.

Protaster, Forbes, &c.; *Tæniaster*, Billings; *Eugaster*, Hall;
Palæophiura, Stürtz; *Bundenbachia*, Stürtz.

2. Family. *Palæamphiuridæ* (*Protophiureæ*).

1st Group. *Ophiura lymani*, Stürtz.

2nd Group. *Protaster*, Salter; *Furcaster*, Stürtz;
Ophiura zitteli, Stürtz.

3rd Group. *Ophiura* (*Ophioscolex*) *primigenia*,
 Stürtz; *Ophiura decheni*, Stürtz.

Bundenbachia beneckeï, Stürtz, redescribed, pp. 216 & 217; STÜRTZ.

Furcaster palæozoicus, Stürtz, redescribed, pp. 214 & 215, taf. xxxi, figs. 40 & 40a; *id.*

Helianthaster rhenanus, Roemer, emend. Stürtz, redescribed, pp. 218 & 219, taf. xxvi, figs. 14a, 15, 15a, taf. xxvii, fig. 14; *id.*

Ophiura primigenia, Stürtz, redescribed, pp. 210 & 211, taf. xxvi, figs. 6, 6a, & 7; *O. decheni*, Stürtz (= *Eoluidia decheni*), redescribed, pp. 211–213, taf. xxvi, figs. 10, 10a, & 11; *O. zitteli*, Stürtz (= *Palastropecten zitteli*), redescribed, pp. 213 & 214, taf. xxvi, figs. 12 & 13; STÜRTZ.

Ophiurina lymani, n. sp., p. 232, taf. xxxi, figs. 36, 36a, & 37; *id.*

Palæophiura solida, n. sp., p. 233, taf. xxxi, figs. 38, 38a, & 39; *id.*

Protaster miltoni, Salter, redescribed, pp. 215 & 216; *P. brisingoides*, Gregory, redescribed, pp. 217 & 218; *id.*

CRINOIDEA.

BATHER (1) gives the following classification of the *Inadumata Fistulata* :—

(?) Family *Hybocrinidæ*. *Hybocrinus*, *Hoplocrinus*, *Bærocrinus*.

Group A.—1. *Heterocrinidæ*.

2. *Calceocrinidæ*.

3. *Catillocrinidæ*.

Group B.—1. *Dendrocrinidæ*.Series 1. *Dendrocrinites*.Series 2. *Scaphocrinites*.2. *Carabocrinidæ*.3. *Euspirocrinidæ*.4. *Decadocrinidæ*.Series 1. *Botryocrinites*.Series 2. *Scytalecrinites*.Series 3. *Graphiocrinites*.Series 4. a. *Eriocrinites*.b. *Encrinites*.Series 5. *Cromyocrinites*.5. *Cyathocrinidæ*.Series 1. *Cyathocrinites*.Series 2. *Codiocrinites*.Series 3. *Actiradiocrinites*.6. *Belemnocrinidæ*.*Incertæ Sedis*—*Edriocrinus*.*Antedon pumila*, Bell, description corrected by WHITELEGGE.*Calamocrinus diomedæ*, n. g. & sp., pp. 165-167, AGASSIZ (1).↓ *Thenarocrinus callipygus*, n. g. & sp., BATHIER (2).

VERMES.

BY

P. CHALMERS MITCHELL, B.A., F.Z.S.

- I.—INTRODUCTION, p. 1.
II.—LIST OF TITLES, p. 2.
III.—REFERENCES. SYSTEMATIC CLASSIFICATION, p. 16.
IV.—REFERENCES. SUBJECT-MATTER CLASSIFICATION, p. 23.
-

I.—INTRODUCTION.

AGAIN this year there is a very large amount of Morphological and Zoological work on this large group. There is a valuable monograph by BOEHMIG on Turbellarians, and by JOYEUX-LAFFUIE on *Chaetopterus*. BENHAM has begun an attempt to classify the Earthworms, a group on which a very large amount of work has been published by different authors in recent years. BÜRGER has an important contribution to our knowledge of the structure of the Nemertines. HAMANN gives a number of very suggestive reasons for bringing together the *Nematoda* and the *Acanthocephala*. SCHIMKEWITSCH has summed up the results of his recent researches on *Balanoglossus*, and gives an interesting division of *Celomata*, based on the nervous system. WILSON has an important paper on the mesoblast of Annelids, and BERGH on Annelid embryology. MEYER treats of Annelid descent.

19 new genera and 148 new species have been described :—ROTIFERA : *Acanthodactylus*, new genus, and 21 new species. NEMERTEA : *Poliopsis* and *Prosadenophorus*, new genera, and 24 new species. ACANTHOCEPHALA : 4 new species. NEMATODA : 13 new species. OLIGOCHÆTA : *Anisochæta*, *Bilimba*, *Callidrilus*, *Chatobranchnus*, *Deodrilus*, *Digitibranchus*, *Diporochæta*, *Eudriloides*, *Heliodrilus*, *Hoplochæta*, *Nemertodrilus*, *Polyto-reutus*, *Pygmæodrilus*, *Siphonogaster*, *Stuhlmannia*, new genera, and 38 new

species. POLYCHÆTA : 2 new species. GEPHYREA : 1 new species. HIRUDINEA : 2 new species. TURBELLARIA : *Microplana*, new genus and 28 new species. CESTODA : 6 new species. TREMATODA : *Vallisia*, new genus and 9 new species.

II.—LIST OF PUBLICATIONS.

- ANDERSON, H. H. Notes on Indian Rotifers. J. A. S. B. lviii, pp. 345-358, pls. xix-xxi.
Many new species.
- ANDREWES, E. A. Notes on the Body-cavity Liquid of *Sipunculus gouldii*, Pourtalès. Johns Hopk. Univ. Circ. ix, p. 65.
- APÁTHY, STEFAN. (1) Die Lang'schen leeren Ringe, besonders bei *Hirudo medicinalis*. Zool. Anz. xiii, pp. 320-322. [Postscript to above, Zool. Anz. xiii, p. 351.]
In Lang's text-book the author has overlooked Apáthy's discovery that there are sense-papillæ on all the rings of the leech.
- . (2) A Pióczafélék Külső Alaktanáról. Ért. Term. Kör. xix, 3, 84 pp., 4 pls.
On the external morphology of the leeches. In Magyar only.
- BARROIS, J. Quelques mots ou sujet de ma nouvelle conception de l'Organisme Cestode. Rev. Biol. ii, p. 199.
- BAVAY, M. Sur la Présence du *Bothriocephalus latus* à Madagascar. Bull. Soc. Z. Fr. xv, p. 134.
- BEDDARD, F. E. (1) On the Structure of a Species of Earthworm belonging to the genus *Diuchæta*. Q. J. Micr. Sci. xxxi, pp. 159-173, pl. xx.
- . (2) On the Structure of a new Genus of *Oligochæta*, "*Deodrilus*," and on the Presence of Anal Nephridia in *Acanthodrilus*. Q. J. Micr. Sci. xxxi, pp. 467-488, pls. xxxiii & xxxiiia.
- . (3) Preliminary Note upon *Heliodrilus*, a new genus of *Eudrilidæ*. Zool. Anz. xiii, pp. 627-629.
- . (4) Preliminary Note on a new Earthworm belonging to the family *Eudrilidæ*. T. c. pp. 561-563.
Description of a new genus allied to *Stuhlmannia*.
- . (5) Contributions to the Natural History of an Annelid of the genus *Dero*. P. Z. S. 1889, pp. 440-444, with woodcuts.
Supports the affinity of *Dero* with *Nais*, and describes the genitalia.
- . (6) Observations upon an American species of *Perichæta*, and upon other Members of the Genus. *Op. cit.* 1890, pp. 52-69, pls. iv & v.
Account of *Perichæta indica*. Revision of *Perichætida* with *Diporo-chæta*, *Anisochæta* and *Hoplochæta*, new genera. An account of the spermathecæ and nephridia in *Perichæta*, and descriptions of new species.

[BEDDARD, F. E.] (7) Observations upon the Structure of a Genus of *Oligochaeta*, belonging to the Limicoline section. P. R. Soc. Edinb. xvii, pp. 5-7.

Notes on *Moniligaster*.

— (8) On the Homology between the Genital Ducts and the Nephridia in the *Oligochaeta*. P. R. Soc. xlviii, No. 295, pp. 452-455.

In *Acanthodrilus multiporus* the genital funnels and a portion at least of the ducts are formed out of nephridia.

— (9) On the Anatomy, Histology, and Affinities of *Phreoryctes*. Tr. R. Soc. Edinb. xxxv, pp. 629-640, 1 pl.

BENHAM, W. B. (1) "Atrium" or "Prostate." Zool. Anz. xiii, pp. 368-372, with woodcuts.

Holds, against Beddard, that the "prostates," so-called, of many Earthworms are not to be homologized with the "atria" of *Tubificidae*.

— (2) The Genera *Trigaster* and *Benhamia*. Ann. N. H. vi, pp. 414-417.

A comparison of the characters of these genera.

— (3) An Attempt to Classify Earthworms. Q. J. Micr. Sci. xxxi, pp. 201-315, with zincographs.

Outlines of the Classification:—

Subclass I. NAIDOMORPHA.

Order 1. *Naidina*.

Families. I. *Aphanoneura*; II. *Naididae*; III. *Chaetogastridae*; and the genus *Ctenodrilus*.

Small worms of relatively few somites. Blood uncoloured. Male genital pores in front of somite vii, or in this somite. Asexual as well as sexual reproduction occurs. The anterior few somites of the body are frequently different from the following somites, or the prostomium is pigmented and ciliated. Eye-spots are frequently present.

Subclass II. LUMBRICOMORPHA.

Reproduction only by sexual process. No "cephalization." Somites behind the peristomium all similar, and setæ are similar throughout the body, except in special regions, e.g., on clitellum. Male genital pores behind somite vii. No eye-spots.

Order 1. *Microdrili*.

"*Lumbricomorpha minora*." These are the "Water-worms." Order includes Vejdovsky's Families—*Discodrilidae*, *Enchytraeidae*, *Tubificidae*, *Phreoryctidae*, and *Lumbriculidae*.

Order 2. *Megadrili*.

"*Lumbricomorpha majora*." The Earthworms.

Branch 1. *Plectonephrica*.

Families. *Typhaeidae*, *Acanthodrilidae*, *Perichatidae*.

Branch 2. *Meganephrica*.

Families. *Moniligastridae*, *Eudrilidae*, *Perionycidae*, *Geoscolecidae*, *Rhinodrilidae*.

BERGENDAL, D. Studien ueber nordische Turbellarien und Nemertinen. Cfv. Ak. Förh. 1890, pp. 323-328.

A preliminary note. A new Triclad.

BERGH, R. S. (1) Die Schichtenbildung im Keimstreifen der Blutegel. Zool. Anz. xiii, pp. 658-660.

— (2) Neue Beiträge zur Embryologie der Regenwürmer. *T. c.* pp. 186-190.

A preliminary notice. The author criticizes many of E. B. Wilson's conclusions. He strongly supports the view he published in 1885, that in Annelids the mesoderm and ectoderm are closely bound together, so that the mesoderm must be taken as of ectodermal origin.

— (3) Neue Beiträge zur Embryologie der Anneliden. I. Zur Entwicklung und Differenzirung des Keimstreifens von *Lumbricus*. Z. wiss. Zool. I, pp. 469-526, pls. xix-xxi.

An elaborate paper on the germinal layers in *Lumbricus*.

BLANCHARD, R. (1) Anomalie des Organes Génitiaux chez un *Tania saginata*, Goeze. Bull. Soc. Z. Fr. xv, pp. 166-168, with woodcut.

— (2) Anomalie des Organes Génitiaux chez un *Tania saginata*, Goeze. C.R. Soc. Biol. 1890, pp. 403-404.

An abnormality due to the fusion of two or more segments.

BOEHMIG, L. Untersuchungen ueber Rhabdocœle Turbellarien. II. *Plagiostomina* und *Cylindrostomina*, Graff. Z. wiss. Zool. ii, pp. 167-479, pls. xii-xxi, 21 woodcuts.

An elaborate monograph on the *Rhabdocœla*. Anatomy, pp. 171-346. Special descriptive part, pp. 346-464. Systematic, pp. 464-470.

Plagiostomina

1. Genus *Plagiostoma*.

Plagiostomina without a tentacle at anterior end.

2. *Vorticeros*.

Plagiostomina with two tentacles at the cephalic end of the body.

Allostomina.

1. *Allostoma*.

Allostomina with a circular furrow, with long cilia about the brain.

2. *Enterostoma*.

Allostomina without special cilia or furrow.

Cylindrostomina.

1. *Cylindrostoma*.

Cylindrostomina, with cylindrical forwardly-directed pharynx. The small penis is similarly directed; the atrium runs beneath the gullet, and both form a short common external opening.

2. *Monosporum*, n. g.

Cylindrostomina with a common opening for pharynx and genitalia towards the posterior end of the body. Penis is directed towards the anterior, the pharynx towards the posterior extremity.

BOLSIVS, H. S. J. Recherches sur la Structure des Organes Segmentaires des Hirudinées. Cellule, v, pp. 369-430, 3 pls. & index.

In all the leeches the cavities of the nephridia are intracellular, except the vesicle at the inferior end. A full account of the histology of the nephridia in *Hirudo*, *Aulastomum*, *Nephelis*, and *Clepsine*, is given.

BOURNE, A. G. (1) *Rotifera*. Reprint from the Encycl. Brit. Zool. articles. London (A. & C. Black): 1891.

——. (2) On *Chaetobranchnus*, a new genus of Oligochaetous *Chaetopoda*. Q. J. Micr. Sci. xxxi, pp. 83-89, pl. xii.

Each of the anterior segments, from the second segment backwards, bears a pair of dorso-laterally directed processes, which include some or all of the setæ in the dorsal bundle. The worm is a Naid.

BOURNE, G. C. Report of a Trawling Cruise in H.M.S. 'Research' off the S.W. Coast of Ireland. J. Mar. Biol. Ass. (n.s.) i, pp. 306-323.

Vermes, p. 317.

BRAUN, M. (1) Ueber *Temnocephala*. CB. Bakt. Parasit. vii, pp. 84-90 & 125-128.

A review of our knowledge of *Temnocephala*.

——. (2) Notiz über Auswanderung von Distomen. T. c. p. 568.

A number of examples of *Distomum cylindraceum* left the frogs by the nostrils; they all died in a few hours, and their eggs sank to the bottom of the vessel.

——. (3) Einige Bemerkungen über die Körperbedeckung ektoparasitischer Trematoden. T. c. pp. 594-597.

BUCHANAN, F. *Hekaterobranchnus shrubsolii*, a new Genus and Species of the Family *Spionidae*. Q. J. Micr. Sci. xxxi, pp. 175-200, pls. xxi & xxii.

An account of the anatomy of this form. In a postscript it is stated to be probably not a new genus, but a new species of *Streblospio*, Werster.

BÜRGER, O. (1) Untersuchungen ueber die Anatomie und Histologie der Nemertinen nebst Beiträge zur Systematik. Z. wiss. Zool. 1, pp. 1-279, pls. i-x, many woodcuts.

An elaborate anatomical and histological study on the Nemertines. Systematic part, pp. 6-31, with tables of the genera and species; description of 18 new species, and *Prosadenophorus*, new genus. Anatomical and histological part, pp. 32-248. Conclusions, pp. 248-260.

[BÜRGER, O.] (2) Summary of Researches into the Anatomy and Histology of the Nemertines, with Contributions to their Classification. *Ann. N. H.* vi, pp. 394-409.

A translation of BÜRGER (1).

CAMERANO, L. (1) Primi Momenti della Evoluzione dei *Gordii*. *Mem. Acc. Tor.* xl, pp. 1-19, 2 pls.

On the early stages of the development of *Gordius*.

— (2) Nuove osservazioni intorno ai *Gordii* Italiani. III. *Gordii* di Sardegna. *Boll. Mus. Zool. Anat. Comp. Torino*, v, No. 83, 2 pp. *Gordii* from Sardinia.

CERFONTAINE, PAUL. Recherches sur le Système Cutané et sur le Système Musculaire du Lombric terrestre. *Arch. Biol.* x, pp. 327-428, pls. xi-xiv (also in *Mém. Cour. Ac. Belg.* 4to, t. lii, 108 pp., 4 pls., and preliminary account in *Bull. Ac. Belg.* xviii, pp. 604-619).

An important memoir on the anatomy and histology of the skin and muscles.

CHATIN, J. (1) Présence de l'*Heterakis maculosa* chez le Faisan. *Bull. Soc. Philom.* ii, p. 26.

— (2) Sur l'Enkystement préature de l'*Heterodera schachtii*. *T. c.* pp. 26-28.

— (3) Le Mouton peut-il propager l'*Heterodera schachtii*? *C.R. Soc. Biol.* 1890, pp. 17 & 18.

The sheep is apparently unable to aid the dissemination of this beet-root enemy.

CLAUS, C. On the Morphology and Phylogeny of the Organization of the *Cestoda*. *Ann. N. H.* v, pp. 416-429.

Translation of memoir cited in *Zool. Rec.* 1889.

COBB, N. A. (1) Arabian Nematodes. *P. Linn. Soc. N.S.W.* v, pp. 449-467.

Describes a formula to be used in describing *Nematoda*, e.g. :—

	Pharynx.	Nerve-ring.	Base of Neck.	Vulva.	Anus.	
Lengths . . .	1	8.2	17.3	52	93.3	
Diameters9	1.5	1.6	1.7	.8	1.77.
	Pharynx.	Nerve-ring.	Base of Neck.	Vulva.	Anus.	

1.77, the number to the right, represents the length of the Nematode in millimetres. All the other numbers are percentages of the length. The upper numbers give, in percentages of the total length, the distances from the anterior end to the bottom of the pharynx, to the centre of the nerve-ring, to the posterior end of the oesophagus, to the vulva, and to the anus. The numbers on the lower side of the line similarly relate to the diameters of the animal at these points. Several species are described, some new, and their formulæ are given.

[CORB, N. A.] (2) *Oxyuris* Larvæ hatched in the Human Stomach under abnormal conditions. P. Linn. Soc. N.S.W. v, pp. 168-185, pl. viii.

As the result of experiments concludes that this parasite normally hatches on introduction to the human stomach, but a certain amount of the development may go on outside the host, as is usual in parasitic *Nematoda*. Observations on the structure of the adult and the larva are given.

CRETY, C. (1) Contribuzione all' anatomia del Sistema Muscolare e Nervoso del *Dibothriohynchus benedenii*, Crety (*Tetrarhynchus tenuis*, van Beneden). Boll. Soc. Nat. Napoli, iv, pp. 39-44.

A preliminary note on the muscular and nervous system.

— (2) Sopra alcuni Cisticerchi di una Foca (*Monachus albiventer*, Gray). T. c. pp. 106-108.

CUÉNOT, M. L. Formation des Produits Génitaux par les Glandes Lymphatiques (invertébrés). C.R. Ass. Fr. Sci. 1889, ii, pp. 581-586.

Annelids and Gephyreans, pp. 583 & 584. Concludes that the lymphatic cells develop into ova and spermatozoa.

DADAY, E. (1) Ein interessanter Fall der Heterogenesis bei den Rädertieren. Math. Nat. Ber. Ung. vii, pp. 140-156, pl. i.

Aplanchna sieboldii.

— (2) A Nápolyi öböl Rotatoriái. Ért. Term. Kör. xix, 7, 52 pp. 2 pls.

On Rotifers, with many new species. In Magyar only.

DAWSON, SIR J. W. On Burrows and Tracks of Invertebrate Animals in Palæozoic Rocks, and other Markings. Q. J. Geol. Soc. xlvi, pp. 595-698, with many woodcuts.

Sabellarites, n. g., p. 605. Combination of worm-tracks with ripple-marks and shrinkage cracks, pp. 610-612.

— (2) Notes on a Fossil Fish and Marine Worm found in the Pleistocene Nodules of Green's Creek on the Ottawa. Can. Rec. iv, pp. 86-88.

The worm is a *Nereis*.

DENDY, A. The Anatomy of an Australian Land-Planarian. Tr. R. Soc. Vict. ii, pp. 50-94, pls. vii-x.

On *Geoplana spenceri*, n. sp. An account of the habits, anatomy, and histology.

DEWITZ, JOH. Bericht ueber die Rotatorien-Literatur der Jahre 1887 und 1888. Arch. f. Nat. 1888, ii, pp. 43-62.

ERLANGER, R. v. Der Geschlechtsapparat der *Tania echinococcis*. Z. wiss. Zool. i, pp. 555-559, pl. xxiv.

ETHERIDGE, R. On the Occurrence of the Genus *Turrilepas* and Annelid Jaws in the Upper Silurian (? Wenlock) Rocks of New S. Wales. Geol. Mag. 1890, pp. 337-340, pl. xi.

3 new species of Annelids, from jaws.

FIorentini, A. Sull' Ossiuride vivipara (*Oxyuris vivipara*, Probstmayer),
Boll. scient. xii, pp. 21-25, with pl.

FLETCHER, J. J. Notes on Australian Earthworms. vi. P. Linn. Soc.
N.S.W. iv, pp. 986-1019.

Many new species.

FORBES, S. A. (1) An American Terrestrial Leech. Am. Nat. 1890,
pp. 646-649.

On *Semiscolea terrestris*, n. sp., from Illinois. Feeds on Earthworms,
which it swallows entire.

— (2) On an American Earthworm of the Family *Phreoryctida*.
Bull. Illin. Lab. N. H. iii, pp. 106-118, pls. vi-viii.

Anatomy of *Phreoryctes emissarius*, n. sp. v

— (3) An American Terrestrial Leech. T. c. pp. 118-122.

On *Semiscolea terrestris*, n. sp.

GIARD, A. Sur la parenté des Annelides et des Mollusques. C.R. cx,
pp. 90-93.

Suggests a phylum *Gymnotoca*.

<i>Gymnotoca</i>	- - -	{	1. <i>Mollusca</i> .
			2. <i>Annelida</i> .
			3. <i>Brachiopoda</i> .
			4. <i>Ciliata</i> , incl. <i>Rotifera</i> , <i>Gasterotricha</i> , and <i>Bryozoa</i> .

GRAFF, L. Planarians. Reprint from Encycl. Brit. Zool. articles.
London (A. & C. Black) : 1891.

GRASSI, B., & CALANDRUCCIO, S. Ueber *Hæmatozoon lewisi*. Entwick-
lungscyklus einer *Filaria* (*F. recondita*, Grassi) des Hundes. C.B.
Bakt. Parasit. vii, pp. 18-26, with woodcuts.

HALLEZ, P. Catalogue des Turbellariés (Rhabdocœlides et Dendro-
cœlides) du Nord de la France et de la Côte Boulonnaise récoltés
jusqu' à ce jour. Rev. Biol. ii, pp. 160-163, 200-206, 227-234, 312-
320, & 393-402.

HAMANN, O. (1) Die Lemniscen der Nematoden. Zool. Anz. xiii, pp.
210-212.

The lemnisci of *Echinorhynchus* have homologues in *Nematoda*.

— (2) Monographie der Acanthocephalen (Echinorhynchen). Ihre
Entwicklungsgeschichte, Histogenie, u. Anatomie. Jen. Z. Nat. xxv,
pp. 113-231, pls. v-xiv.

Embryology, segmentation, &c., pp. 117-124. Larval forms, pp. 124-
131. Anatomy, etc., of adult, pp. 132-202. The lemnisci are compared
to the ampullæ of starfish. They act as part of the force-pump appa-
ratus for ejecting the proboscis, and as a reservoir for the fluid of the
lacunar system when the proboscis is withdrawn. Systematic and bio-
logical part, pp. 202-215, with 2 new species. General part, pp. 215-221.
Echinorhynchus claviceps is a paidogenetic form.

- HARMER, S. F. On Living Specimens of a Land Planarian found in Cambridge. P. Cambr. Phil. Soc. vii, p. 83.
Rhynchodemus terrestris.
- HERTWIG, O. Vergleich der Ei- und Samenbildung bei Nematoden. Eine Grundlage für celluläre Streitfragen. Arch. mikr. Anat. xxxvi, pp. 1-138, pls. i-iv.
- HORST, R. Descriptions of Earthworms. Notes Leyd. Mus. xii, pp. 231-237, pl. x.
 Two new *Perichæta*.
- HUBRECHT, A. A. W. Nemertines. Reprint from the Encycl. Brit. Zool. articles. London (A. & C. Black): 1891.
- IMHOF, O. E. (1) Notizen ueber die pelagische Thierwelt der Seen in Kärnthen und in der Krain. Zool. Anz. xiii, pp. 261-263, 347-349, & 372-377.
 List of pelagic fauna, including Rotifers, of these lakes.
- (2) Notiz ueber das Vorkommen von *Pedalion mirum*, Hudson. T. c. pp. 609-611.
 Account of its occurrence.
- IVES, J. E. On *Arenicola cristata* and its allies. P. Ac. Philad. 1890, pp. 73 & 74.
- JAMMES, J. Sur la Constitution Histologique de quelques Nematodes du genre *Ascaris*. C.R. cxi, pp. 65 & 66.
- JOUBIN, L. (1) Recherches sur les Turbellariés des Côtes de France (Némertes). Arch. Z. expér. viii, pp. 461-602, pls. xxv-xxxii.
 An account of the occurrence and distribution. Systematic, with descriptions of species. *Poliopsis*, n. g., of *Palæonemertina*.
- (2) Recherches sur la Faune des Turbellariés des Côtes de France. C.R. Ass. Fr. Sci. 1889, ii, pp. 520-579.
- JOURDAN, E. Sur un Tissu Epithelial Fibrillaire des Annelides. C.R. cxi, pp. 825 & 826.
- JOYEUX-LAFFUIE. Étude monographique du Chétoptère (*Chatopterus variopedatus*, Réniés) suivie d'une Revision des espèces du genre *Chatopterus*. Arch. Z. expér. viii, pp. 245-360, pls. xv-xx.
 An elaborate monograph.
- KELLCOTT, D. S. A New Rotiferon. P. Am. Micr. Soc. xi, pp. 32 & 33, with woodcut.
Cephalosiphon furcillatus, n. sp.
- KINGSLEY, J. S. Record of American Zoology. Am. Nat. 1890, pp. 351-357.
Vermes, p. 354.
- KULAGIN, N. Zur Anatomie der in Russland vorkommenden Regenwürmer. Zool. Anz. xiii, pp. 404-406.
 Additions to paper in Zool. Anz. 1888.
 1890. [VOL. XXVII.]

LEIDY, J. Notices of *Entozoa*. P. Ac. Philad. 1890, pp. 410-418.

With many new species.

LEVINSEN, G. M. R. Om to nye Regnormslægter fra Ægypten. Vid. Medd. 1889, pp. 318-322, pl. vii.

On two new earthworms from Egypt: *Siphonogaster ægyptiacus*, n. g. & sp., and *Digitibranchus niloticus*, n. g. & sp.

LINDENFELD, H., & PIETRUSZYNSKI, J. Przyczynek do Fauny Pijawek Krajowych (*Hirudinea*). Pam. Fizjogr. ix, pp. 237-248, pl. viii; *op. cit.* x, pp. 399-437, pl. xiv, and woodcuts.

On Polish leeches. In Polish only. Several new varieties and a new *Clepsine*.

LINDNER, DR. Ueber Biologie und hygienische Bedeutung der in Essig lebenden Fadenwürmer oder Nematoden (*Anguillula aceti*, Ehrenbg., *A. oxophila*, Schneider). Ber. Ver. Cassel, xxxvi & xxxvii, pp. 41-45.

LINSTOW, DR. V. (1) *Grus viridirostris* getödtet durch den Parasitismus von *Syngamus sclerostomum*, Molin. CB. Bakt. Parasit. viii, pp. 259-261, with woodcuts.

— (2) Ueber *Allantonema* und *Diplogaster*. *T. c.* pp. 489-493, with woodcuts.

— (3) Beitrag zur Kenntniss der Vogel-Tænien, nebst Bemerkungen ueber neue u. bekannte Helminthen. Arch. f. Nat. 1890, i, pp. 171-188, pl. x.

— (4) Ueber den Bau und die Entwicklung des *Distomum cylindraceum*, Zed. Arch. mikr. Anat. xxxvi, pp. 173-191, pls. vii & viii.

LOEB, J. Weitere Untersuchungen ueber den *Heliotropismus* der Thiere und seine Uebereinstimmung mit den *Heliotropismus* der Pflanzen. Arch. ges. Phys. xlvii, pp. 391-416, pl. ix.

Pp. 393-403 are on Heliotropism in *Spirographis spallanzanii*.

LOENNINGER, E. Ueber *Amphiptyches* Wagener oder *Gyrocotyle urna* (Grube et Wagener), Diesing. Biol. Fören. ii, pp. 55-61.

A preliminary note.

LOMAN, J. C. C. Ueber neue Land-Planarien von den Sunda-Inseln. Zool. Ergebnisse einer Reise in Niederländisch Ost-Indien von Max Weber. Leiden: 1890. Verlag von Brill. Heft. 1, pp. 131-158, pls. xii & xiii.

Many new species, and an account of the anatomy.

LORD, J. E. Notes on the Genus *Distyla*. Tr. Manch. Micr. Soc. 1890, pp. 40-43, 1 pl.

MALAQUIN, A. Les Annélides Polychètes des Côtes du Boulonnais. Rev. Biol. ii, pp. 175-185, 275-285, 380-392, & 435-439 (with a new species of *Procerastea*); *op. cit.* iii, pp. 97-105.

MARK, E. L. *Trichinæ* in Swine. From the 28th Annual Report Mass. State Board of Health for 1888, pp. 113-134.

Tabular statistics of the trichinous hogs found at Boston and Chicago are given. It is suggested that the source of infection is sometimes trichinous rats, but more often offal containing pieces of trichinous flesh.

MAUPAS, E. (1) Sur la Multiplication et la Fécondation de l'*Hydatina senta*. J. Microgr. 1890, pp. 242-245.

———. (2) Sur la Multiplication et la Fécondation de l'*Hydatina senta*. C.R. cx, pp. 310-312.

MÉYER, E. (1) Die Abstammung der Anneliden. Der Ursprung der Metamerie und die Bedeutung des Mesoderms. Biol. Centralbl. x, pp. 296-308.

———. (2) Annelid Descent. Am. Nat. xxiv, pp. 1143-1156.
Translation of paper in Biol. CB.

MICHAELSEN, W. (1) Die Lumbriciden Norddeutschlands. JB. Hamb. vii, pp. 1-19.

Several new species and a synoptic table (p. 18).

———. (2) Beschreibung der von Herrn Dr. Franz Stuhlmann im Mündungsgebiet des Sambesi gesammelten Terricolen. T. c. pp. 21-50, 4 pls.

Pygmaëodrilus, n. g., *Eudriloides*, n. g., *Nemertodrilus*, n. g., *Callidrilus*, n. g., *Polytoreutus*, n. g., *Stuhlmannia*, n. g., and many new species.

———. (3) Die Lumbriciden Mecklenburg's. Arch. Ver. Mecklenb. xlv, pp. 48-54.

With *Allolobophora studiosa*, n. sp.

———. (4) Oligochæten des Naturhistorischen Museums in Hamburg. III. JB. Hamb. vii, pp. 51-62.

M'INTOSH, W. C. Notes from the St. Andrew's Marine Laboratory (under the Fishery Board for Scotland), No. XII. I. Preliminary note on the occurrence of Pelagic Annelids and Chætognaths in St. Andrew's Bay throughout the year. Ann. N. H. vi, pp. 174-182, 1 woodcut.

MONIEZ, R. (1) Sur les Constructions d'un Ver de Terre, l'*Enterion rubellum*, Hoffm. Rev. Biol. ii, pp. 207 & 208.

———. (2) Sur un Parasite (*Distoma acutum*, F. S. Lkt.), qui vit dans l'Os Ethmoïde et dans les Sinus Frontaux du Putois. T. c. p. 243.

———. (3) Sur la Larve du *Tænia grimaldii*, n. sp., parasite du Dauphin. T. c. pp. 243-245.

———. (4) Sur les Differences Extérieures que peuvent présenter les *Nematothrium*, a propos d'une espèce nouvelle *N. guernei*. C.R. cxi, pp. 833-836.

MONTICELLI, F. S. (1) Di una Forma Teratologica di *Bothriocephalus microcephalus*, Rud. Boll. Soc. Nat. Napoli, iv, pp. 128-130, with woodcuts.

A bifurcated form.

— (2) Note Elmintologiche. *T. c.* pp. 189-208, taf. viii, with woodcuts.

Contains—*Trematoda* :—I. Nota preliminare sul genere *Acanthocotyle*, Montic. II. Breve descrizione del *Pseudocotyle minor*, n. sp. III. Alcune considerazioni sul *Tetraonchus torpedinis*, Chatin. IV. Appunti critici su di una specie del genere *Exacotyle*, Blainv. *Cestoda* :—I. Di due forme di *Dibothridæ* del *Centrolophus pompilius*. II. Intorno ad un Cestode del *Polypterus bichir*. III. Sul *Pyramidocephalus anthrocephalus*, Rud. IV. Di una nuova specie del genere *Diplocotyle*, Krabbe, *D. rudolphi*, n. sp.

— (3) Alcune considerazioni biologiche sul genere *Gyrocotyle*. Atti Soc. Ital. xxxii, pp. 327-329.

— (4) Elenco degli Elminti studiati a Wimereux nella primavera del 1889. Bull. Sci. Fr. Belg. xxii, pp. 417-444, pl. xxii.

MRÁZEK, AL. O cysticerkoidech našich Korýsů sladkovodních. Príspevek k. biologii a morfologii cestodů. SB. Böhm. Ges. 1890, i, pp. 226-248, 2 pls.

On the cysticerus of *Tania fasciata*, from *Cyclops agilis*, and of *Tania coronula* from *Cypris ovum* and *C. compressa*. Czech only.

NEUMANN, M. E. Sur l'Homologie de la Tête des Cestodes. Bull. Soc. Toulouse, xxiii, pp. 82-97.

Supports against recent criticisms the homology of the *Cysticerus* with the head of the Cestode.

OSTERTAG, R. Ueber eine neue *Strongylus*-Art im Labmagen des Rindes. CB. Bakt. Parasit. viii, pp. 457-460.

S. convolutus, n. sp.

PARONA, C. Elmintologia italiana : Bibliografia, Sistematica e Storia. Boll. scient. xi, pp. 113-119, xii, pp. 29-32, 63, 64, 96, & 150-152.

PARONA, A., & PERUGIA, C. Nuove Osservazioni sull' *Amphibdella torpedinis*, Chatin. Ann. Mus. Genov. ix, pp. 363-367, with woodcut.

PERUGIA, A., & PARONA, E. Di alcuni Trematodi Ectoparassiti di Pesci adriatiche. *T. c.* pp. 16-32, pls. i & ii.

Vallisia, n. g.

PETR, F. Vírničei (*Rotatoria*) vysočiny českomoravské. SB. Böhm. Ges. 1890, ii, pp. 215-225, with woodcuts.

On Rotifers from the highlands of Bohemia. In Czech only. One new species.

PIHISALIX, C. Sur un Nématode nouveau Parasite du Poumon chez le Dauphin. *Filaria semi-inclusa*, n. sp. C.R. Soc. Biol. 1890, pp. 661-664, with a woodcut.

PINTNER, TH. Neue Beiträge zur Kenntniss des Bandwurmkörpers. Arb. z. Inst. Wien. ix, pp. 57-83, 2 pls.

II. Copulation in *Cestoda*, pp. 1-17. III. On the female genitalia of *Tetrabothria*.

RALLIET, A. Une Expérience propre à établir le mode d'Alimentation du Distome Hépatique. Bull. Soc. Z. Fr. xv, pp. 88-91.

— (2) Sur le prétendu *Monostoma leporis*, Kuhn. T. c. pp. 132 & 133.

Certainly a *Cysticercus*.

RIDLEY, H. N. Notes on the Zoology of Fernando Noronha. J. L. S. xx, pp. 473-503.

BENHAM, W. B., *Oligochata*, pp. 560-563. Notes on worms belonging to the genus *Urochæta*.

ROSA, D. (1) I Lombrichi raccolti nell' isola Nias dal Signor E. Modigliani e descritti dal Dott. Daniele Rosa, Assistente al R. Museo Zoologico di Torino. Ann. Mus. Genov. vii, pp. 125-136.

With a new *Perichæta*.

— (2) I Lombrichi della spedizione Antartica italiana del 1882. T. c. pp. 137-146.

— (3) Viaggio di Leonardo Fea, in Birmania e regioni vicine. xxv. *Moniligastridi*, *Geoscolicidi*, ed *Eudrilidi* (12). *Op. cit.* ix, pp. 368-400, pl. xii.

Desmogaster, n. g. of *Moniligastrida*; *Bilimba*, n. g. of *Geoscoleida*; and several new species.

ROULE, L. Sur le Developpement des Feuilletts Blastodermiques chez les Gephyréens tubicoles. C.R. cx, pp. 1147-1149.

SAINT-REMY, G. (1) Sur une espèce nouvelle de Polystomien du genre *Onchocotyle*, Dies. Rev. Biol. iii, pp. 41-43.

O. prenanti, n. sp.

— (2) Recherches sur la structure des Organes Génitaux du *Caryophyllæus mutabilis*, Rud. *Op. cit.* ii, pp. 249-260, woodcut.

SANGALLI, G. Note Elmintologiche. Cisti da Echinococco del Rene sinistro di straordinario grandezza. *Pseudostrongili* nel Rene sinistro d'altro uomo adulto. Rend. Ist. Lombardo, xxiii, pp. 270-280.

SCHIMKEWITSCH, WLADIMIR. Ueber die morphologische Bedeutung der Organ-Systeme der Enteropneusten. Anat. Anz. v, pp. 29-32.

A résumé of his already published conclusions of the relations between *Enteropneusta*, *Echinodermata*, and *Chordata*. Following the nervous system, he divides all *Bilateralia* into:—

Gastroneura: Ganglion in head and two ventral chords.

Tetraneura (*Mollusca*): Ganglion in head, and two ventral and two lateral chords.

Cycloneura (Echinodermata): No head ganglion; œsophageal ring and five radial branches.

Notoneura (Enteropneusta and Chordata): No head ganglion, but with dorsal nerve tube.

SHIPLEY, A. E. (1) On *Phymosoma varians*. Q. J. Micr. Soc. xxxi, pp. 1-27, pls. i-iv.

An account of the anatomy. Author supports the relationship of *Phoronis* with the unarmed Gephyreans, through *Phymosoma*.

— (2) On a New Species of *Phymosoma*. P. Cambr. Phil. Soc. vii, pp. 77 & 78.

Phymosoma weldonii, n. sp., from the Bahamas.

SONSINO, P. Recherche sugli Ematozoi del Cane e sul ciclo vitale della *Tenia cucumerina*. Mem. Soc. Tosc. x, pp. 20-65, 1 pl.

SPENCER, W. B. The Anatomy of *Amphiptyches urna* (Grube & Wagener). Tr. R. Soc. Vict. ii, pp. 138-151, pls. xi-xiii.

SPENCER, T. On a new Rotifer. J. Quek. Club, iv, p. 59, pl. v.

Polyarthra fusiformis, n. sp., Hayes Common.

STEDMAN, J. M. Researches on the Anatomy of *Amphistomum fabaceum*, Diesing. P. Am. Micr. Soc. xi, pp. 85-100, pls. i-iii.

STOSSICH, M. (1) Il Genere *Trichosoma*, Rudolphi. Lavoro monographico. Boll. Soc. Adr. xii, pp. 3-38.

A monograph on the systematic of this form, an index of species, and a list of the animals in which they occur is given.

— (2) Brani di Elmintologia Tergestina. Serie Settimo. T. c. pp. 39-47, pl. xvi.

— (3) Elminti Veneti raccolti dal Dr. Alessandro Conti de Ninni. T. c. pp. 50-56.

TESSIN, G. Rotatorien der Umgebung von Rostock. Arch. Ver. Mecklenb. xliii, pp. 133-174, pls. i & ii.

Acanthodactylus, n. g. of *Macroductylea*.

VALLENTIN, R. Some Remarks on the Anatomy of *Stephanoceras eichornii*. Ann. N. H. v, pp. 1-11, pls. i & ii.

A considerable number of interesting observations on the anatomy and development.

VEJDOVSKY, F. (1) Note sur une nouvelle Planaire terrestre (*Microplana humicola*, n. g. & sp.) suivie d'une liste des Dendrocoles observés jusqu'à présent en Bohême. Rev. Biol. ii, pp. 129-148, pls. ii & iii.

— (2) O embryonálním vývoji dvojčát. SB. Böhm. Ges. 1890, i, pp. 100-118, 1 pl.

On double embryos; chiefly worms. Czech only.

[VEJDOVSKY, F.] (3) Příspěvky k nance o vývoji srdce annulatův.
SB. Böh. Ges. 1890, ii, pp. 154-164, 1 pl.

On the development of the bloodvessels in *Annulata*. Czech only.

WAGNER, F. v. Zur Kenntniss der ungeschlechtlichen Fortpflanzung von *Microstoma*, nebst allgemeinen Bemerkungen ueber Theilung und Knospung im Thierreich. Zool. Jahrb. Abth. für Anatomie, iv, pp. 350-423, pls. xxii-xxv.

WATSON, A. T. The tube-building habits of *Terebella littoralis*. J. R. Micr. Soc. 1890, pp. 685-689, pl. xiv.

WEBER, MAX. Ueber *Temnocephala*, Blanchard. Zool. Ergebnisse einer Reise in Niederländisch Ost-Indien. Leiden: 1890, Verlag von Brill. Heft 1, pp. 1-29, pls. i-iii.

WESTERN, G. (1) Note on *Asplanchna amphora*. J. Quek. Club, iv, pp. 65 & 66, pl. vi.

— (2) Notes on *Philodina macrostila* and *Rotifer citrinus*. T. c. pp. 87-91, pl. viii.

WHITELEGGE, T. (1) Report on the Worm Disease affecting the Oysters on the Coast of New South Wales. Rep. Aus. Mus. i, pp. 41-55, pls. iii-vi.

An account of the ravages caused by *Polydora (Leucodora) ciliata*. The young worms do not bore through the shell of the oyster, but, as free-swimming larvæ, are carried inside the oyster by the inhalent currents. The remedies are—(1) removal to fresh water, which kills the parasite, but is sometimes fatal to the oyster; (2) careful drying of the oysters.

— (2) List of the Marine and Freshwater Invertebrate Fauna of Port Jackson and the neighbourhood. J. R. Soc. N.S.W. xxiii, pp. 163-330.

Vermes, pp. 206-212.

WILSON, E. B. The Origin of the Mesoblast-bands in Annelids. J. Morph. iv, pp. 205-219, woodcuts.

Work done chiefly on *Nereis limbata* and *N. megalops*. In them the mesoblast arises from a ventral plate, and is apparently ectoblastic, as in *Lopadorhynchus*. But in reality all the ventral plate is segregated at the anterior end from two pro-teloblasts homologous with those in *Clepsime*. One of these teloblasts gives rise to the anterior part of the ventral plate, and is the origin of the mesoblast; the other gives rise to the posterior part, from which come the neural plates, setæ sacs, &c. In this way the discrepancies of *Lopadorhynchus* come into relation with the usual teloblasts of Annelid development.

- ZSCHOKKE, F. (1) Ueber Bothriocephalen-Larven in *Trutta salar*. CB. Bakt. Parasit. vii, pp. 393-396 & 435-439, woodcuts.
- (2) Faunistische Studien an Gebirgsseen. Verh. Ges. Basel, ix, pp. 1-62.
- (3) Erster Beitrag zur Parasiten-Fauna von *Trutta salar*. *Op. cit.* viii, pp. 761-793, pl. ix.

III.—REFERENCES. SYSTEMATIC CLASSIFICATION.

GENERAL.

- Vermes*, Italian Bibliography ; PARONA.
- Vermes* from off S.W. Coast of Ireland ; BOURNE, G. C.
- Fossil *Vermes* : *Sabellarites*, n. g. ; *S. trentonensis*, pp. 605-607, figs. 11 & 12 ; tracks from Silurian of Canada ; worm-trails and ripple-marks ; DAWSON (1).

ROTIFERA.

- Account of the group ; BOURNE, A. G. (1).
- Review of literature from 1887-1888 ; DEWITZ.
- Rotifera* from India ; ANDERSON.
- List from Rostock ; TESSIN.
- Pelagic *Rotifera* of Carinthian Lakes ; IMHOF (1).
- Acanthodactylus*, n. g. of *Macroductylea* ; *A. tigris*, = *Diurella tigris* ; TESSIN.
- Actinurus ovatus*, n. sp., p. 351, pl. xx, figs. 6 & 6a ; ANDERSON.
- Asplanchna amphora*, description, with figs. ; WESTERN (1).
- A. sieboldii* : heterogenesis ; DADAY (1).
- Bothriocerca longicauda*, n. sp., p. 20, pl. ii, fig. 14 ; *id.* (2).
- Brachionus longipes*, n. sp., p. 357, pl. xxi, fig. 12 ; *B. bidentata*, n. sp. p. 357, pl. xxi, fig. 13 ; ANDERSON.
- Cephalosiphon furcillatus*, n. sp., KELLICOTT.
- Colurus rotundatus*, n. sp., p. 24, pl. i, figs. 23-26, & pl. ii, figs. 3-7 ;
- C. truncatus*, n. sp., p. 25, pl. i, figs. 16 & 30, & pl. ii, figs. 17-19 ; DADAY (2).
- Distyla*, with figs. ; LORD.
- Diurella marina*, n. sp., p. 16, pl. i, figs. 2, 3, 9, & 10 ; *D. brevidactyla*, n. sp., p. 19, pl. ii, fig. 13 ; DADAY (2).
- Floscularia tenuilobata*, n. sp., p. 346, pl. xix ; ANDERSON.
- Furcularia neapolitana*, n. sp., p. 14, pl. i, figs. 2, 6, 12, 22, 33, & 34, DADAY (2).
- Hydatina senta* : multiplication and impregnation ; MAUPAS (1, 2).
- Monommata grandis*, n. sp., p. 152, fig. 12, TESSIN.

- Metopidia torquata*, n. sp., p. 356, pl. xxi, figs. 9 & 9a; *M. angulata*, n. sp., p. 356, pl. xxi, fig. 10; ANDERSON.
Oechistes stephanion, n. sp., p. 347, pl. xx, fig. 2, *id.*
Pedalion minor: distribution; IMHOF (2).
Placiognatha gracilis, n. sp., p. 150, fig. 10, TESSIN.
Polyarthra fusiformis, n. sp., pl. v, SPENCER, T.
Pterodina intermedia, n. sp., p. 356, pl. xxi, fig. 11, ANDERSON.
Ptilodina hirsuta, pl. xx, fig. 4, ANDERSON.
P. macrostyla: description, with figs.; WESTERN (2).
Rattulus antilopæus, n. sp., with woodcut, p. 221, PETR.
Rctifer citrinus: description, with figs.; WESTERN (2); *R. mento*, n. sp., p. 350, pl. xx, figs. 5 & 5a; ANDERSON.
Salpina, sp., pl. xxi, figs. 8 & 8a, *id.*
Stephanoceras eichornii: remarks on anatomy, with figs.; VALLENTIN.
Stephanops dichthaspis, n. sp., p. 353, pl. xx, fig. 7, ANDERSON.

NEMERTEA.

General account; HUBRECHT.

Nemertea from coast of France: anatomy, with many figs.; JOUBIN (1).

Nemertea: systematic and anatomy; BÜRGER.

Amphiporus vittatus, n. sp., p. 570, JOUBIN (1). *A. amboiensis*, n. sp., p. 26, BÜRGER.

Carinella banyulensis, n. sp., p. 488, pl. xxv, fig. 1; *C. aragoi*, n. sp., p. 494, pl. xxvii, fig. 2; JOUBIN (1).

Cerebratulus albovittatus (Stimps.), Bürger, syn. *Meckilia albovittatus*, p. 11, fig. 1; *C. psittacinus*, n. sp., p. 13, fig. 2; *C. glaucus*, Bürger, syn. *Nemertes collaris*? (Schmrd.), p. 15, fig. 3; *C. galbanus*, n. sp., p. 16, fig. 4; *C. tigrinus*, n. sp., p. 16, fig. 5; *C. spadix*, n. sp., p. 17, fig. 6; *C. pullus*, n. sp., p. 18; *C. luteus*, n. sp., p. 19; *C. rubens*, n. sp., p. 20, fig. 7; *C. aurostrigatus*, n. sp., p. 21, fig. 8; *C. coloratus*, n. sp., p. 22, fig. 9; BÜRGER.

Drepanophorus latus, n. sp., p. 27, figs. 12, 13, & 13a; *D. cerinus*, n. sp.; *id.*

Eupolia brockii, n. sp., p. 22, fig. 10; *E. marmorata*, n. sp., p. 24, fig. 11; *E. ascophora*, n. sp., p. 24; *id.*

Nemertes duossi, n. sp., p. 587, pl. xxv, fig. 10, JOUBIN (1).

[†]*Poliopsis*, n. g. of *Palæonemertines*; *P. lacazei*, n. sp., p. 521, pl. xxv, figs. 3 & 4; *id.*

[‡]*Prosadenophorus*, n. g., p. 29; *P. arenarius*, n. sp., p. 30; *P. badiogagatus*, n. sp., p. 31, fig. 14; *P. janthinus*, n. sp., p. 31, figs. 15 & 15a; *P. oleaginus*, n. sp., p. 32; *id.*

Tetrastemma marionis, n. sp., p. 581; *T. rustica*, n. sp., p. 583; JOUBIN (1).

ACANTHOCEPHALA.

Monograph of the group; HAMANN (2).

Systematic, pp. 203-215; *id.* (2).

Echinorhynchus claviceps: pædogogenesis; *id.* (1). *E. linstowi*, n. sp., pp. 207 & 208; *E. lutzii*, n. sp., p. 208; *id.* (2). *E. paucihamutus*, n. sp., LEIDY. *E. taniaformis*, n. sp., p. 179, fig. 4, LINSTOW (3).

NEMATODA.

Existence of lemnisci: relations with *Acanthocephala*; HAMANN (1).
 Formation of ovum and spermatozoa; HERTWIG.
 Formula for describing Nematodes; COBB (1).
Nematoda from Arabia; *id.* (1).
Allantonema, LINSTOW (2).
Angiostomum nigrovenosum, Rud., p. 185, figs. xviii-xx; *id.* (3).
Anguillula aceti: biology; LINDNER.
Ascaris: histology; JAMMES. *A. gracillima*, n. sp., p. 184, fig. 18, LINSTOW (3). *A. diacis*, n. sp., p. 411, LEIDY.
Atractis (Ascaris) opeatura, n. sp., p. 411, *id.*
Dacnitis globosa, Duj., p. 183, figs. xii-xvii; LINSTOW (3).
Desmodora nudicapitata, n. sp., COBB (1).
Diplogaster, LINSTOW (2).
Filaria hyalina, n. sp., p. 182, fig. 9, *id.* (3). *F. primana*, n. sp., p. 410, LEIDY. *F. semi-inclusa*, n. sp., PHISALIX.
Gordius: early stages; CAMERANO (1).
Hamatozoon lewisi, GRASSI & CALANDRUCCIO.
Heterodera schachtii not transmitted by sheep; CHATIN (3). Premature encystment, *id.* (2).
Heterakis maculosa in the pheasant; *id.* (1).
Hypodontolaimus arabicus, n. sp., COBB (1).
Oxysoma terdentatum, n. sp., p. 182, figs. x & xi, LINSTOW (3).
Oxyuris vermicularis: life-history, anatomy, development, with figs.; COBB (2). *O. vivipara*: anatomy, with figs.; FIORENTINI.
Spilophora ceylonensis, n. sp., COBB (1).
Strongylus convolutus, n. sp., OSTERTAG.
Syngamus sclerostomum, LINSTOW (1).
Trichinæ in American hogs; MARK.
Trichosoma, Rud.: monograph; STOSSICH (1). *T. spinulosum*, n. sp., p. 185, LINSTOW (3). *T. tenuissimum*, n. sp., p. 417, LEIDY.

ENTEROPNEUSTA.

SCHIMKEWITSCH.

ANNELIDA.

Parentage, GIARD. Descent, MEYER.
 Formation of Gonads in lymphatic tissue; CUÉNOT.
 Epithelial tissue; JOURDAN (2).
 Origin of metamerism and meaning of the mesoderm; MEYER.

- Development of blood-vessels ; VEJDOVSKY (3).
 Origin of mesoblast ; WILSON, BERGH (2).
 Pelagic *Annelida* in St. Andrew's Bay ; M'INTOSH.
 Annelid tracks in Carboniferous shales of Rhode I. ; DAWSON (1).
 Fossil *Annelida* : *Eunicites mitchelli*, n. sp. ; *Arabellites bourningensis*, n. sp. ; *Ænonites hebes*, n. sp. ; ETHERIDGE.

CHÆTOPODA.

I. OLIGOCHÆTA.

- Attempt to classify Earthworms ; BENHAM (3).
 Homology between genital duct and nephridia ; BEDDARD (8).
 Homologies between atria and prostates ; BENHAM (1).
 Points in Earthworm anatomy ; KULAGIN.
 Earthworms from Australia ; FLETCHER.
Acanthodrilus macleayi, n. sp., p. 999, FLETCHER. *A. georgianus*, Mich., p. 57, MICHAELSEN (4).
Acanthodrilus : anal nephridia ; BEDDARD (2).
Allolobophora : *A. georgii*, n. sp., p. 53, MICHAELSEN (4) *A. limicola*, n. sp., p. 10 ; *A. hermanni*, n. sp., p. 13 ; *id.* (1). *A. studiosa*, n. sp., *id.* (3).
Allurus dubius, n. sp., p. 7 ; *A. hercynius*, n. sp., p. 7 ; *id.* (1).
 ✓ *Anisochaeta*, n. g. of *Perichætidae* ; BEDDARD (6).
 ✓ *Bilimba*, n. g. ; *B. papillata*, n. sp., p. 386 ; ROSA (3).
Benhamia : characters of genus ; BENHAM (2). *B. affinis*, n. sp., p. 29, pl. iv, fig. 19 ; MICHAELSEN (2). *B. godeffroyi*, n. sp., p. 55 ; *id.* (4). *B. stuhlmanni*, n. sp., p. 25, pl. i, figs. 5-9 ; *id.* (2).
 ✓ *Callidrilus*, n. g. ; *C. scrobifer*, n. sp., pl. iii, fig. 16, pl. iv, fig. 18 ; *id.* (2).
Chaetobranchnus, n. g. ; *C. semperi*, n. sp. ; BOURNE, A. G. (2).
Cryptodrilus fasciatus, n. sp., p. 988 ; *C. semicinctus*, n. sp., p. 997 ; *C. simulans*, n. sp. ; *C. smithi*, n. sp., p. 992 ; *C. tryoni*, n. sp., p. 994 ; *C. saccarius*, n. var. *montanus*, p. 1011 ; *id.* n. var. *robustus*, p. 1012 ; FLETCHER.
 ✓ *Deodrilus*, n. g., Ceylon ; *D. jacksoni*, n. sp. ; BEDDARD (2).
Dero : genitalia ; *id.* (5).
 ✓ *Desmogaster*, n. g. ; *D. doriae*, n. sp., p. 369 ; ROSA (3).
Diachaeta : anatomy and relations to *Urochaeta* ; BEDDARD (6).
 ✓ *Digitibranchus*, n. g. ; *D. ægyptiacus*, n. sp. ; LEVINSEN.
 ✓ *Diporochoeta*, n. g. of *Perichætidae* ; BEDDARD (6).
Enterion rubellum : tubes ; MONIEZ (1).
Eudrilida : chyle pouches, p. 45 ; MICHAELSEN (2). New genus from Africa ; BEDDARD (4).
 ✓ *Eudriloides*, n. g. ; *E. parvus*, n. sp., p. 35, pl. i, figs. 1 & ii ; *E. gypsatus*, n. sp., p. 43, from Zanzibar ; MICHAELSEN (2).
 ✓ *Heliodrillus*, n. g. from Lagos ; BEDDARD (3).
 ✓ *Hoplochaeta*, n. g. of *Perichætidae*, *id.* (6).

- Lumbricida* of N. Germany ; MICHAELSEN (1).
Lumbricus: germinal layers ; BERGH (3). *L. agricola*: anatomy and histology of skin and muscles ; CERFONTAINE.
Mandane bovei, n. sp., p. 143 ; ROSA (2).
Moniligaster: notes ; BEDDARD (7). *M. beddardi*, n. sp., p. 379, ROSA (3).
Nemertodrilus, n. g. ; *N. griseus*, n. sp., p. 37, pl. ii, fig. 11, pl. iii, fig. 17, pl. iv, figs. 21 & 22 ; MICHAELSEN (2).
Perichæta: subdivisions ; BEDDARD (6). *P. indica*: colour, anatomy ; *id.* (6). *P. ringeana*, n. sp., p. 60, MICHAELSEN (4). *P. modiglianii*, n. sp., p. 134, ROSA (1). *P. biserialis*, p. 63 ; *P. forbesi*, n. sp., p. 65 ; *P. vaillanti*, n. sp., p. 66 ; BEDDARD (6). *P. macquariensis*, n. sp., p. 1000 ; *P. ? terræ-reginæ*, n. sp., p. 1002 ; *P. fecunda*, n. var., p. 1007 ; FLETCHER. *P. vordermanni*, n. sp., p. 231, pl. x, figs. 1-3 ; *P. sluiteri*, n. sp., p. 234 ; HORST.
Phreoryctes: anatomy, histology, and affinities ; BEDDARD (9). *P. emissarius*, n. sp. ; FORBES (2).
Polytoreutus, n. g. ; *P. cœruleus*, n. sp., p. 44, MICHAELSEN (2).
Pygmeodrilus, n. g. ; *P. quilimanensis*, n. sp., p. 32 ; *id.* (2).
Siphonogaster, n. g. ; *S. aegyptiacus*, n. sp., LEVINSSEN.
Stuhlmannia, n. g. ; *S. variabilis*, n. sp., p. 44, MICHAELSEN (2).
Trigaster: characters ; BENHAM (2).
Typhaeus levis, n. sp., p. 388 ; *T. foveatus*, n. sp., p. 389 ; ROSA (3).
Urochæta from Fernando Noronha ; BENHAM, *vide* RIDLEY.

II. POLYCHÆTA.

- List from the coast of the Boulonnais ; MALAQUIN.
Arenicola cristata and its allies ; IVES.
Chaetopterus: revision of species, p. 345 ; *C. variopedatus*, Renier: monograph ; JOYEUX-LAFFUIE.
Hekaterobranchus, n. g. ; *H. shrubsoleii*, n. sp., anatomy, with figs. ; afterwards referred to *Streblospio*, Webster ; BUCHANAN.
Polydora (Leucodora) ciliata causing an oyster disease ; WHITELEGGE (1).
Procerastea, n. sp., MALAQUIN.
Spirographis spalanzanii: heliotropism ; LOEB.
Terebellu littoralis: tube-building habits ; WATSON.

GEPHYREA.

- Development, ROULE.
 Formation of Gonads in lymphatic system ; CUÉNOT.
Phymosoma varians, with figs. ; SHIPLEY (1). *P. weldonii*, n. sp., from the Bahamas ; *id.* (2).
Sipunculus gouldii: liquid of the body cavity ; ANDREWES.

HIRUDINEA.

External morphology; APÁTHY (2).

Polish leeches; LINDENFELD & PIETRUSZYNSKI.

Aulastomum: nephridia; BOLSIUS.

Clepsine: nephridia; BOLSIUS. *C. polonica*, n. sp., p. 423; LINDENFELD & PIETRUSZYNSKI.

Hirudo: nephridia; BOLSIUS: germinal layers; BERGH (1): distribution of sense-organs; APÁTHY (1).

Nephelis: histology of nephridia; BOLSIUS.

Semiscolea terrestris, n. sp., FORBES (1).

TURBELLARIA.

Planarians; GRAFF.

List of Bohemian forms; VEJDOVSKY (1).

List of N. France forms; HALLEZ.

Turbellarians from the coast of France; JOUBIN (2).

Land-Planaria from Sunda; LOMAN.

Anatomy of Land-Planarians; *id.*

Bipalium ephippium, n. sp., p. 139, pl. xii, fig. 1*a-c*; *B. sexcinctum*, n. sp., p. 140, pl. xii, fig. 2; *B. quadricinctum*, n. sp., p. 140, pl. xii, fig. 3; *B. nigri-lumbe*, n. sp., p. 140, pl. xii, fig. 4; *B. claviforme*, n. sp., p. 141, pl. xii, fig. 5; *B. weberi*, n. sp., p. 141, pl. xii, fig. 6; *B. kuhlii*, n. sp., p. 142, pl. xii, fig. 7; *B. hasseltii*, n. sp., pl. xii, fig. 8; *B. gracilis*, n. sp., p. 142, pl. xii, fig. 9; *B. dubium*, n. sp., p. 142, pl. xii, fig. 10; LOMAN.

Cylindrostoma klottermanni, pp. 447-457; *C. quadrioculatum*, pp. 457-464; BOEHMIG.

Geoplana nasuta, n. sp., p. 133, pl. xii, fig. 11; *G. sondaica*, n. sp., p. 133, pl. xii, fig. 13; LOMAN. *G. spenceri*, n. sp., anatomy; DENDY.

Microplana, n. g.; *M. humicola*, n. sp., with figs.; VEJDOVSKY (1).

Microstoma: asexual reproduction; WAGNER.

Monoophorum, Boehm., *M. striatum*, n. n. for *Enterostoma striatum*, v. Graff; BOEHMIG, pp. 435-447.

Plagiostoma girardi, v. Graff., var. maj., pp. 347-359; *P. girardi*, var. min., n. var., pp. 359 & 360; *P. sulphureum*, pp. 360-369; *P. reticulatum*, v. Graff, pp. 370-379; *P. siphonophorum*, v. Graff, pp. 379-386; *P. maculatum*, v. Graff, pp. 386-396; *P. bimaculatum*, v. Graff, pp. 396-406; *P. dioicum*, v. Graff, pp. 407-412; *P. lemani*, v. Graff, pp. 412-421; BOEHMIG.

Rhynchodemus megalophthalmus, n. sp., p. 135, pl. xiii, fig. 15; *R. nematoides*, n. sp., p. 135, pl. xii, fig. 17; LOMAN. *R. terrestris* alive in Cambridge; HARMER.

Vorticeros: *V. auriculatum*, v. Graff, BOEHMIG, pp. 421-435.

Uteroporus vulgaris, n. sp., p. 323, BERGENDAL.

CESTODA.

- Morphology ; BARROIS.
 Homology of the head ; NEUMANN.
 Copulation ; PINTNER.
 Morphology and phylogeny ; CLAUS.
Cestode from *Polypterus bichir* ; MONTICELLI (2).
Cestodes of *Monachus albiventer* ; CRETY (2).
Cestodes from Wimereux ; MONTICELLI (4).
Bothriocephalus larvæ in *Trutta salar* ; ZSCHOKKE (1, 3). *B. microcephalus* : abnormality ; MONTICELLI (1).
Caryophyllæus mutabilis : genitalia ; SAINT REMY (2).
Dibothride from *Centrolophus pompilius* ; MONTICELLI (2).
Dibothriorhynchus benedenii : muscular and nervous systems ; CRETY (1).
Diplocotyle rudolphi, n. sp., MONTICELLI (2).
Diplostomum coritidis, n. sp., LINSTOW (3).
Echinococcus of large size from a human kidney ; SANGALLI.
Nematobothrium guernii, n. sp., MONIEZ (4).
Phyllobothrium inchoatum, n. sp., LEIDY.
Pyramidocephalus anthocephalus, MONTICELLI (2).
Spiropterina inflata, n. sp., p. 180, figs. 5-8 ; LINSTOW (3).
Tenia cucumerina : life-history ; SONSINO. *T. decipiens*, p. 178 ; *T. crassiscolex*, n. sp., p. 178 ; LINSTOW (3). *T. echinococcus* : genitalia ; ERLANGER. *T. fasciata* and *T. coronula* : cysticerci ; MRÁZEK. *T. grimaldii* larva ; MONIEZ (3). *T. mediocanellata* : pathological anatomy, with fig. ; LINSTOW (3). *T. nematosoma*, n. sp., LEIDY. *T. saginata* : abnormal genitalia : BLANCHARD.
Tetrabothria : female genitalia ; PINTNER.
Tetrarhynchus tenuis : muscular and nervous systems ; CRETY (1).

TREMATODA.

- Ectoparasitic Trematodes ; PERUGIA & PARONA. Outer surface ; BRAUN (3).
Acanthocotyle, MONTICELLI (2).
Amphibdella torpedinis, PARONA & PERUGIA.
Amphiptyches, Wagener, LOENNINGER. *A. urna* ; anatomy ; W. B. SPENCER.
Amphistomum fabaceum : anatomy ; STEDMAN.
Cercaria platyura, n. sp., LEIDY.
Distomidæ : migration from host ; BRAUN (2).
Distoma acutum, MONIEZ (2). *D. antarum*, n. sp. ; *D. gastrocolum*, n. sp. ; *D. ischuum*, n. sp. ; *D. lasicum*, n. sp. ; *D. trapezium*, n. sp. ; LEIDY. *D. cylindraceum* : structure and development ; LINSTOW (4). *D. hepaticum* : nutrition ; RAILLET. *D. niescheri*, n. sp., with figs. ; ZSCHOKKE (3).
Exacotyle, MONTICELLI (2).
Gyrocotyle ; *id.* (3).

- Monocotyle myliobatis* : description, with figs. ; PERUGIA & PARONA.
Monostoma leporis : existence denied ; RAILLET.
Onchocotyle prenanti, n. sp., SAINT-REMY (1).
Pseudocotyle minor, n. sp., MONTICELLI (2).
Temnocephala ; BRAUN (1), WEBER.
Tetraonchus torpedinis, MONTICELLI (2).
Tristomum pelamydis : description, with figs. ; PERUGIA & PARONA.
 ↓ *Vallisia*, n. g. ; *V. striata*, n. sp., p. 21, pl. i, figs. 8 & 9, pl. ii, figs. 10 & 11 ; *id.*

IV.—REFERENCES : SUBJECT - MATTER CLASSIFICATION.

BIOLOGY AND BIONOMICS: STRAY NOTES.

- Chaetopterus* : habits and luminosity, p. 245 ; JOYEUX-LAFFUIE.
 Habits of Australian Land-Planarians ; DENDY.
Distoma : nutrition ; RAILLET : migration ; BRAUN (2).
Heterodera schachtii not disseminated by sheep ; CHATIN (3).
Polydora the cause of an oyster disease ; WHITELEGGE (1).
 Tubes of *Enterion rubellum* ; MONIEZ (1).
 Heliotropism in *Spirographis* ; LOEB.
 Commensalism in *Chaetopterus*, pp. 335-338 ; JOYEUX-LAFFUIE.
 Pædogensis in *Echinorhynchus*, p. 219 ; HAMANN (2).

TERATOLOGY.

- Bothriocephalus*, MONTICELLI (1). Abnormal genitalia due to fusion of segments in *Tenia* ; BLANCHARD. Various Annelids ; VEJDovsky (2).
 Supposed intercalary growth of segments in *Diacheta* ; BEDDARD (1).

PHYLOGENY.

- Relation of Annelids and Rotifers to other groups ; GIARD. Relation of Earthworms to other groups ; BENHAM (3). *Cestoda*, CLAUS.

MORPHOLOGY.

- Cestoda* : BARROIS, CLAUS. *Chaetopterus*, JOYEUX-LAFFUIE. Metamerism in Annelids ; MEYER. External morphology of leeches ; APÁTHY (2).

HISTOLOGY.

- Ascaris*, JAMMES. Cell-division in *Acanthocephala*, p. 216 ; HAMANN (2). *Lumbricus* : skin and muscles ; CERFONTAINE.

GENERAL ANATOMY.

- Amphityches urna*, SPENCER, W. B.
Amphistomum, STEDMAN.

- Asplancha amphora*, WESTERN (1).
Cestoda : homology of head ; NEUMANN.
Chaetobranchus, BOURNE, A. G. (2).
Chaopterus, JOYEUX-LAFFUIE.
Deodrilus, BEDDARD (2).
Diacheta, *id.* (1).
Distomum cylindraceum, LINSTOW (4).
 Earthworms, KULAGIN.
Eudrilida, BEDDARD (3, 4).
Geoplana spenceri, DENDY.
Helaterobranchus, BUCHANAN.
Heliodrilus, BEDDARD (3).
 Nemertines ; HUBRECHT, JOUBIN (1).
Ocyuris, FIORENTINI.
Perichæta, BEDDARD (6), HORST.
Phreocytes emissarius, FORBES (2).
P. smithii, BEDDARD (9).
Phymosoma varians, SHIPLEY (1).
P. weldonii, *id.* (2).
 Planarians ; GRAFF, LOMAN.
Rotifera ; BOURNE, A. G. (1), WESTERN (1, 2), TESSIN, VALLENTIN.
Semiscolea terrestris, FORBES (3).
Tanias of birds ; LINSTOW (3).
 Trematodes, PERUGIA & PARONA.
Temnocephala ; BRAUN (1), WEBER.

INTEGUMENT.

- Acanthocephala* : function of lemnisci, pp. 132-151 ; HAMANN (2)
Lumbricus, CERFONTAINE.
Nematoda : existence of lemnisci ; HAMANN (1).
 Setæ in *Perichæta* ; BEDDARD (6).
Phymosoma, SHIPLEY (1, 2).
Rhabdocæla : epithelium, pigment, &c. ; BOEHMIG.
Stephanoceras : VALLENTIN.
Terebella : tube-building ; WATSON.

MUSCLES AND BODY-CAVITY.

- Acanthocephala*, HAMANN (2).
Acanthocephala : proboscis, sheath muscles, &c. ; *id.* (2).
Anopla, *Enopla*, BÜRGER.
Cestodes ; CRÉTY (1).
Lumbricus : histology ; CERFONTAINE.
Sipunculus : body cavity liquid ; ANDREWES.
Stephanoceras eichornii ; VALLENTIN.

VASCULAR SYSTEM.

Annulata : development ; VEJDOVSKY (3).
Anopla, p. 82 ; *Enopla*, p. 205 ; BÜRGER.
Chaetopterus, pp. 311-318 ; JOYEUX-LAFFUIE.

ALIMENTARY CANAL.

Anopla, p. 63 ; *Enopla*, p. 185 ; BÜRGER.
Chaetopterus, p. 305 ; JOYEUX-LAFFUIE.
Eudrilidæ : chyle-pouches ; MICHAELSEN (2).
Rhabdocæla, p. 216 ; BOEHMIG.

NERVOUS SYSTEM.

Acanthocephala, p. 175 ; HAMANN (2).
Cerebratulus, p. 96 ; *Eupolia*, p. 138 ; *Enopla*, p. 208 ; BÜRGER.
 Cestodes ; CRETY (1).
Chaetopterus, p. 283 ; JOYEUX-LAFFUIE.
Phymosoma ; SHIPLEY (1, 2).
Rhabdocæla, p. 247 ; BOEHMIG.
Temnocephala ; WEBER.
 Cephalic pits in *Nemertines*, pp. 155 & 235 ; BÜRGER.
 Sense-organs : *Chaetopterus*, p. 301 ; JOYEUX-LAFFUIE.
Hirudo ; APÁTHY (1).
Rhabdocæla, p. 259 ; BOEHMIG.
Stephanoceras : eyes ; VALLENTIN.
Enteropneusta ; SCHIMKEWITSCH.

EXCRETORY ORGANS.

Acanthodrilus : anal nephridia ; BEDDARD (2).
Anopla, p. 90 ; *Enopla*, p. 205 ; BÜRGER.
Chaetopterus, p. 321 ; JOYEUX-LAFFUIE.
Hirudinea : histology of nephridia ; BOLSIUS.
Oligochæta : homology between genital ducts and nephridia ; BEDDARD (8).
Perichæta : nephridia ; *id.* (6).
Phymosoma, SHIPLEY (1, 2).
Rhabdocæla, p. 240 ; BOEHMIG.
Temnocephala, WEBER.

REPRODUCTIVE ORGANS.

Formation of Gonads in lymphatic system ; CUÉNOT.
Acanthocephala, pp. 185-202 ; HAMANN (2).
Caryophyllæus mutabilis, SAINT-REMY (2).
 1890. [VOL. XXVII.]

- Cestoda* : copulation ; PINTNER.
Chaetobranchus : fissiparous reproduction ; BOURNE, A. G. (2).
Chaetopterus, p. 318 ; JOYEUX-LAFFUIE.
Dero, with figs. ; BEDDARD (5).
Nemertines, BÜRGER.
Oligochata : homology of ducts and nephridia ; BEDDARD (8). Homologies of atria and prostates ; BENHAM (1).
Perichata, HORST.
Rhabdocela, BOEHMIG.
Tænia echinococcus, ERLANGER.
Temnocephala, WEBER.
Tetrabothria, PINTNER.

EMBRYOLOGY.

- Annulata* ; blood-vessels ; VEJDOVSKY (3).
Annelida : mesoderm ; MEYER, WILSON, BERGH (2).
Acanthocephala, HAMANN (2).
Acanthodrilus multiporus, BEDDARD (8).
Bothriocephalus : larva, with woodcuts ; ZSCHOKKE (1).
 Larval Cestodes in trout ; *id.* (2).
Distomum cylindraceum, LINSTOW (4).
Echinorhynchus : various species ; HAMANN (2).
Gephyrea, ROULE.
Gordius : early stages ; CAMERANO (1).
Hydatina senta, MAUPAS.
 Leech : germinal layers ; BERGH (1).
Lumbricus : germinal layers ; *id.* (3).
Nematoda : formation of ova and spermatozoa ; HERTWIG.
Oxyuris vermicularis, COBB (2).
Stephanoceras eichornii, VALLENTIN.
Tænia cucumerina, SONSINO.
Tænia : cysticerci in *Cyclops* and *Cypris* ; MRÁZEK. *T. grimaldii* : larva ; MONIEZ (3).
Temnocephala, WEBER.
 Teratological development ; VEJDOVSKY (2).

GEOGRAPHICAL DISTRIBUTION.

- Fauna of mountain lakes ; ZSCHOKKE (2).
Pedalion mirum, IMHOF (2).
 EUROPE.—Land-Planarian at Cambridge ; HARMER. Pelagic *Annelids* and *Chaetognatha* of St. Andrew's Bay ; M'INTOSH. *Vermes* of S.W. of Ireland ; BOURNE, G. C. Coast of France : *Turbellaria* ; JOUBIN (2) : *Nemertines* ; *id.* (1). N. France Coast : *Turbellarians* ; HALLEZ. Boulonnais Coast : *Polychæta* ; MALAQUIN. Wimereux : faunal list ; MONTICELLI (4). Rostock : *Rotifers* ; TESSIN. Mecklenberg : Earthworms ;

MICHAELSEN (3). N. Germany: *Lumbricidæ*; *id.* (1). Carinthian Lakes: *Rotifera*; IMHOF (1). Poland: leeches; LINDENFELD & PIETRUSZYNSKI. Bohemia: *Rotifera*; PETR: Planariaus; VEJDOVSKY (1).

INDIA.—*Rotifera*; ANDERSON.

SUMATRA.—Isle of Nias: Earthworms; ROSA (1).

EGYPT.—2 new Earthworms; LEVINSEN.

ARABIA.—*Nematoda*; COBB (1).

ZANZIBAR.—Earthworms; MICHAELSEN (2).

ZAMBESI.—Earthworms; *id.*

MADAGASCAR.—*Bothriocephalus latus*; BAYAY.

AUSTRALIA.—Earthworms; FLETCHER.

PORT JACKSON, N. S. WALES.—*Vermes*; WHITELEGGE (2).

Antarctic Worms; ROSA (2).

FERNANDO NORONHA.—Earthworms; BENHAM, *vide* RIDLEY.

BERMUDAS.—A *Diachata*; BEDDARD (1).

CŒLEENTERATA.

BY

DR. SYDNEY J. HICKSON.

- | | |
|--------------------------|----------------------------------|
| I.—LIST OF PAPERS, p. 1. | III.—REVIEWS AND NOTICES, p. 12. |
| II.—MORPHOLOGY, p. 7. | IV.—DISTRIBUTION, p. 12. |
| V.—SYSTEMATIC, p. 13. | |

I.—LIST OF PAPERS.

1. AGASSIZ, A. On the rate of Growth of Corals. Bull. Mus. C. Z. xx, pp. 61-64, 4 pls. Notice in Nature, xliii, p. 65. Abstr. in J. R. Micr. Soc. 1891, pt. 1, p. 51.
2. BASSETT-SMITH, P. W. Report on the Corals from the Tizard and Macclesfield Banks, China Sea. Ann. N. H. vi, pp. 353-374 & 443-458, 3 pls. Abstr. in J. R. Micr. Soc. 1891, pt. 1, p. 51.
3. ——. Drowned Atolls. Nature, xlii, p. 222.
———. [Vide MOORE, U. W.]
4. BELL, F. J. Contributions to our Knowledge of the Antipatharian Corals. P. Z. S. 1890, p. 361.
5. BENEDEN, E. VAN. Les Anthozoaires pelagiques recueillis par M. le Prof. Hensen dans son expedition du Plankton. I. Une Larve voisine de la Larve de Semper. Arch. Biol. x, pp. 485-522, 1 pl. Communication préliminaire in Bull. Ac. Belg. xx, pp. 55-99, 1 pl.
6. BERANECK. Études sur les Corpuscules Marginaux des Actinies. Bull. Soc. Neuchatel, xvi, pp. 1-39, pl. i.
7. BIGELOW, R. P. Notes on the Physiology of *Caravella maxima*. Johns Hopk. Univ. Circ. ix, No. 80, pp. 61 & 62. Abstr. in J. R. Micr. Soc. 1890, pt. 4, p. 467.
8. ——. The Marginal Sense Organs in the *Pelagidæ*. Johns Hopk. Univ. Circ. ix, No. 80, pp. 65-67. Abstr. in J. R. Micr. Soc. 1890, pt. 4, pp. 466 & 467.

9. BONNEY, T. G. Coral Reefs : Fossil and Recent. *Nature*, xlii, pp. 53 & 148.
10. BOURNE, G. C. Notes on the Hydroids of Plymouth. *J. Mar. Biol. Ass.* i (n.s.), pp. 391-398, 1 pl. Abstr. in *J. R. Micr. Soc.* 1891, pt. 1, p. 53.
11. —. Report of a Cruise in H.M.S. 'Research,' off the South-West Coast of Ireland. *J. Mar. Biol. Ass.* i (n.s.), *Anthozoa*, p. 318, *Hydrozoa*, p. 319.
12. BÖTTGER, L. Geschichtliche Darstellung unsere Kenntnisse und Meinungen von den Korallenbauten. *Z. Naturw.* lxiii, pp. 241-304.
13. BOVERI, TH. Zellen Studien. Ueber das Verhalten der Chromatischen Kernsubstanz bei der Bildung der Richtungskörper und bei der Befruchtung. *Jen. Z. Nat.* xxiv (*Tiara*, pp. 339-342, *Cæl.* p. 352).
14. BRAUER, A. Zur Entwicklungsgeschichte der *Hydra*. *Zool. Anz.* xiii, p. 457.
15. CHATIN, J. Sur les cellules initiales de l'Ovaire chez les Hydres d'eau douce. *C.R.* cx, No. 8, pp. 414-416.
16. CLAUS, C. Ueber die Entwicklung der *Cotylorhiza* u. verwandter Scyphomedusen. *Verh. z.-b. Wien*, xl, stz. 4, pp. 54 & 55.
17. —. Ueber die Entwicklung des *Scyphostoma* von *Cotylorhiza aurelia* und *Chrysaora* sowie über die systematische Stellung der Scyphomedusen. *Arb. z. Inst. Wien*, ix, Heft 1, pp. 85-128, 3 pls. Separately published by A. Holder, Wien, 1890. Abstr. in *J. R. Micr. Soc.* 1891, pt. 2, p. 203.
18. DANA, J. D. Corals and Coral Islands. New Edition. New York (Dodd, Mead, & Co.) : 1890, 8vo, 440 pp.
19. DANIELSEN, D. C. *Actinida* (Norske Nordhavs-Exped. xix). Christiania : 1890, 4to, 184 pp., 25 pl., 1 map. Abstr. in *J. R. Micr. Soc.* 1890, pt. 4, pp. 464-466. Review in *Nature*, xlii, pp. 367 & 368.
20. DARWIN, C. Structure and Distribution of Coral Reefs, with a Critical Introduction by J. W. JUDD. London : 1890.
21. DIXON, A. F., & G. Y. Note on *Tealia tuberculata* and *T. crassicornis*. *Ann. N. H.* v, pp. 66-69.
22. DRIESCH, H. Die Stockbildung bei den Hydroidpolpen und ihre theoretische Bedeutung. *Biol. Centralbl.* ii, No. 1, pp. 14-21.
23. —. Tektonische Studien an Hydroidpolpen. *Jen. Z. Nat.* xxiv, Heft 1, pp. 189-226. [*Vide Zool. Rec.* 1889.] Abstr. in *J. R. Micr. Soc.* 1890, pt. 6, p. 729.
24. —. Heliotropismus bei Hydroidpolpen. *Zool. JB.* v, pp. 147-156. Abstr. in *J. R. Micr. Soc.* 1890, pt. 4, p. 470.
25. —. Die Tektonik von *Plumularia catharina*. *Zool. Anz.* xiii, pp. 660-662.

26. FAUROT, L. Sur la disposition des Cloisons chez la *Peachia hastata*. Bull. Soc. Z. Fr. xv, No. 1, pp. 21 & 22 ; No. 2, pp. 23 & 24.
27. ——. Sur la disposition des Cloisons Mésentéroïdes chez la *Peachia hastata*. C.R. cx, No. 1, pp. 52-54. Abstr. in J. R. Micr. Soc. 1890, pt. 2, p. 189.
28. ——. Développement de l'*Halcampa chrysantellum* d'après la disposition des Cloisons. C.R. cx, No. 5, pp. 249-251.
29. FEWKES, J. W. Report on the *Medusa* collected by the U. S. Fish. Commission Steamer 'Albatross' in the Region of the Gulf Stream, in 1885-1886. Rep. U. S. Fish. Comm. xiv, 1886, pp. 513-536, 1 pl.
30. FOWLER, G. H. The Anatomy of *Madreporaria*. Part v. Q. J. Micr. Sci. xxx, pt. 4, pp. 405-419, 1 pl. Abstr. in J. R. Micr. Soc. 1890, pt. 3, p. 339.
31. ——. Notes on the Hydroid Phase of *Limnocodium sowerbyi*. Q. J. Micr. Sci. xxx, pt. 4, pp. 507-514, 1 pl. Abstr. in J. R. Micr. Soc. 1890, pt. 3, pp. 341 & 342.
32. FRECH, F. Die Korallenfauna der Trias. Palæontogr. xxxvii, lief. i-iv, pp. 1-116, taf. i-xxi.
33. ——. Ueber die Korallenfaunen der nordalpinen Trias. JB. geol. Reichsanst. 1889, xxxix, 4 Heft, pp. 489-496.
34. GUPPY, H. B. The Coral Reefs of the Java Sea and its Vicinity. Nature, xli, No. 1057, p. 300.
35. HADDON, A. C. The Affinities of *Heliopora cœrulea*. Op. cit. xlii, p. 463.
36. ——. Report on the *Actinia* dredged off the S.W. Coast of Ireland. P. R. Irish Ac. (3) i, p. 370-374. Abstr. in J. R. Micr. Soc. 1890, pt. 5, p. 612.
37. HAECKEL, E. Plankton Studien. Jena (Fischer).
Calenterata of the Plankton, pp. 40-44.
38. HARDY, A. E. G. Out of the Depths. National Review, February, 1890.
39. HASSE, C. Fossile Alcyonarien. JB. Mineral. 1890, ii, 1 Heft, pp. 59-65, 1 pl.
- HEIDER, K. [*Vide* KORSCHULT.]
40. HEILPRIN, A. The Corals and Coral Reefs of the Western Waters of the Gulf of Mexico. P. Ac. Philad. 1890, pp. 303-316, 2 maps.
41. HICKSON, S. J. The Affinities of *Heliopora cœrulea*. Nature, xlii, p. 370.
42. ——. On the Maturation of the Ovum and the Early Stages in the Development of *Allopora*. Q. J. Micr. Sci. xxx, pt. 4, pp. 579-598, 1 pl., 2 woodcuts. Abstr. in J. R. Micr. Soc. 1890, pt. 3, p. 340.

43. [HICKSON, S. J.] On the Male Gonangia of *Allopora* and *Distichopora*. Rep. Brit. Ass. 1890, p. 864.
44. ——. On the Meaning of the Ampullæ in *Millepora murrayi*. *T. c.* pp. 863 & 864; *Nature*, xlii, p. 579.
45. ——. Preliminary Report on a Collection of *Alcyonaria* and *Zoantharia* from Port Phillip. P. R. Soc. Vict. 1890, pp. 136-140. Abstr. in *J. R. Micr. Soc.* 1891, pt. 1, p. 51.
46. HINDE, G. J. Notes on the Palæontology of Western Australia. 2. Corals and *Polyzoa*. *Geol. Mag.* vii, 1890, pp. 194-204, 2 pls. Corals, pp. 194-199.
47. HOLM, G. Gotlands Graptolither. *Bih. Sv. Ak. Handl.* xvi, afd. iv, pp. 1-34, 2 pls.
IRVINE, R. [*Vide* MURRAY, J.]
48. JÆCKEL, H. O. Ueber das Alter des sogen. Graptolithen Gesteins mit besonderer Berücksichtigung der in demselben enthaltenen Graptolithen. *Z. geol. Ges.* 1889, pp. 653-716.
49. KENNEL, J. VON. Ueber eine Süßwassermeduse (*Halmonises lacustris*, n. g. & sp.). *SB. Ges. Dorp.* ix. Heft 2, pp. 282-288.
50. KIRKPATRICK, R. Report upon the *Hydrozoa* and *Polyzoa* collected by P. W. Bassett-Smith, Esq., Surgeon, R.N., during the Survey of the Tizard and Macclesfield Banks in the China Sea by H.M.S. 'Rambler,' Commander W. V. Moore. *Ann. N. H.* (6) v, Jan., pp. 11-24, 3 pls. *Hydrozoa*, pp. 11-15, pl. iii.
51. KOPY, F. Monographie des Polypiers Jurassiques de la Suisse. 9^e partie. *Abh. Schw. pal. Ges.* xvi, pp. 457-577, 10 pls.
52. KOCH, G. VON. Kleinere Mittheilungen über Anthozoen. *Morph. JB.* xvi, (1) Heft 2, pp. 396-400, 2 figs., (2) Heft 3, pp. 534-536, 4 figs., (3) Heft 4, pp. 686-688, 3 figs. in text. Abstr. in *J. R. Micr. Soc.* 1891, pt. 1, pp. 51 & 52.
53. ——. Die systematische Stellung von *Sympodium coralloides*. *Zool. Jahrb.* v, 1 Heft, pp. 76-92. Abstr. in *J. R. Micr. Soc.* 1890, pt. 4, p. 466.
54. ——. Ueber das Skelett der Steinkorallen. *Tag. Deut. Nat. Vers.* lxii, p. 265.
55. KORSCHULT, E., & HEIDER, K. Lehrbuch der vergleichenden Entwicklungsgeschichte der Wirbellosen Thiere. Jena: (Fischer) 1890. *Cnidaria*, pp. 18-85; *Ctenophora*, pp. 86-102.
56. LANGENBECK, R. Die Theorien über die Entstehung der Koralleninseln und Korallenriffe. Leipsig (Engelman): 8vo, 190 pp., with 5 figs. in the text.
57. LENDENFELD, R. VON. Die Koralleninseln der Sinai-halbinseln (by J. Walther). *Biol. Centralbl.* x, pp. 200-205. [*Vide* *Zool. Rec.* 1888.]

58. [LENDENFELD, R. VON.] Neuere Arbeiten über Anthozoen. *Op. cit.* ix, No. 24, pp. 755-759.
59. —. Neuere Arbeiten über Hydromedusen und Anthozoen. *Op. cit.* x, No. 23, p. 711-721; No. 24, pp. 744-754.
60. —. Neuere Arbeiten über Polypen und Medusen. *T. c.* pp. 525-550.
61. —. Verdauung bei *Hydra* (by M. Greenwood). *T. c.* pp. 209-213. [Vide *Zool. Rec.* 1888.]
62. —. Hertwig's Supplement to 'Challenger' *Actiniæ*. *T. c.* pp. 213-215.
63. —. Coral Reefs: Fossil and Recent. *Nature*, xlii, pp. 29-31, 100, & 148.
64. LO BIANCO, S., & MAYER, P. *Spongicola* and *Nausithoë*. *Zool. Anz.* xiii, p. 687.
65. LOMAN, J. C. C. Composite Cœnosarcal Tubes of Hydroids. [Vide *Zool. Rec.* xxvi.] Abstr. in *J. R. Micr. Soc.* 1890, pt. 3, p. 341.
66. MARENZELLER, E. v. Deutsche Benennungen für Poriferen Cœlenteraten, Echinodermen und Würmer. *Verh. z.-b. Wien*, xl, pp. 177-184.
MAYER, P. [Vide LO BIANCO, S.]
67. MCINTOSH, W. C. Notes from St. Andrew's Marine Laboratory. No. x. *Ann. N. H.* (6) v, Jan.-April. 3 papers. (1) On abnormal *Hydromedusa*, p. 40; (2) On the occurrence of Ctenophores throughout the year, p. 43; (3) On the occurrence of *Hydromedusa* and *Scyphomedusa* throughout the year, p. 296; (4) On *Arachnactis*, p. 306.
68. McMURRICH, J. P. Contributions on the Morphology of the *Actinozoa*. i. The Structure of *Cerianthus americanus*. *J. Morph.* iv, pp. 131-150, 2 pls.
69. MITCHELL, P. C. *Thelaceros rhizophoræ*, n. g. & sp., an Actinian from Celebes. *Q. J. Micr. Sci.* xxx, pt. 4, pp. 551-563, 1 pl. Abstr. *J. R. Micr. Soc.* 1890, pt. 3, p. 339.
70. MOORE, W. U., & BASSETT-SMITH, P. W. Reports of the Results of an Examination of the Slopes and Zoological Conditions of the Tizard and Macclesfield Banks. Hydrographic Department, Admiralty.
71. MURRAY, J., & IRVINE, R. Coral Reefs and other Carbonate of Lime Formations in Modern Seas. *Nature*, xlii, No. 1076, pp. 162-166.
72. NICHOLSON, A. H. Notes on the Palæontology of Western Australia. (1) *Stromatoporoidea*. *Geol. Mag.* vii, 1890, p. 193.
73. NUSSBAUM, M. Die Umstülpung der Polypen. Erklärung und Bedeutung dieses Versuchs. *Arch. mikr. Anat.* xxxv, 1 Heft, pp. 111-120. Abstr. in *J. R. Micr. Soc.* 1890, pt. 3, p. 343.

74. ORTMANN, A. Bericht über die Leistungen in der Naturgeschichte der Anthozoen in den Jahren 1883 u. 1884. Arch. f. Nat. liii, Bd. 3, Heft 3, pp. 219-237; im Jahre 1885, pp. 238-246. Auch in Ber. ü. d. wiss. Leistungen in d. Naturgesch. d. nied. Thiere, iii.
75. —. Bericht über die Leistungen in der Naturgeschichte der Anthozoen in den Jahren 1886 u. 1887. Arch. f. Nat. liv, Bd. 2, Heft 3, pp. 149-165.
76. —. Die Morphologie des Skelettes der Steinkorallen in Beziehung zur Koloniebildung. Z. wiss. Zool. 1, Heft 2, pp. 278-316, 1 pl. Abstr. in J. R. Micr. Soc. 1890, pt. 5, pp. 612-614.
77. ROBERTSON, D. On the Local Distribution of *Penmutula phosphorea*, *Virgularia mirabilis*, and *Pavonaria quadrangularis*. Tr. Glasg. Nat. Hist. Soc. ii, p. 211.
78. SAVILLE-KENT, W. The Zoological Affinities of *Heliopora cœrulea*. Nature, xlii, pp. 340 & 341.
79. SCHIMKEWITSCH, W. [Sketch of the present position of the question of the Development of the *Hydrozoa*.] Rev. Sc. Nat. Soc. Nat. St. Petersburg, i, No. 1, pp. 31-35; No. 3, pp. 122-148; No. 4, pp. 171-176; No. 5, pp. 220-256. In Russian.
80. SCHNEIDER, K. C. Histologie von *Hydra fusca* mit besonderer Berücksichtigung des Nervensystems der Hydropolyphen. Arch. mikr. Anat. xxxv, 3 Heft, pp. 321-379, 3 pls. Abstr. in J. R. Micr. Soc. 1890, pt. 4, pp. 468-470.
81. STUDER, TH. Note preliminaire sur les Alcyonaires provenant des campagnes du yacht l'Hirondelle, 1886, 1887, 1888. Part 1. *Gorgonaceæ*, in Mém. Soc. Zool. iii, pt. 4, pp. 551-559.
82. SPENCER, W. B. A new family of *Hydroidea*, together with a description of the structure of a new species of *Plumularia*. Tr. R. Soc. Vict. 1890, pp. 121-140, 7 pls.
83. THURSTON, E. On the habits of *Virgularia*. P. Z. S. 1890, p. 462.
84. —. Notes on the Pearl and Shank Fisheries and Marine Fauna of the Gulf of Manaar. Madras Government Press, 1890.
85. TORNIQUIST, S. L. Undersökningar öfver Siljansområdets Graptoliten. Lunds Univ. Årsskrift. xxvi, pp. 1-33, 2 pls.
86. TURNERETSCHER, M. Die Hydroiden des k. k. naturhistorischen Hofmuseums. Anu. Hofmuseum Wien, v, No. 2, pp. 195-286, 5 pls.
87. VANHÖFFEN, D. E. Jahresbericht für 1884-1887 über die Coelenteraten mit Ausschluss der Spongien und Anthozoen. Arch. f. Nat. liv, Bd. 2, Heft 3, pp. 82-148.
88. VIGUIER, C. Études sur les Animaux Inferieurs de la baie d'Alger. Arch. Z. expér. viii, 1890, pp. 101-142, 3 pls. Abstr. in J. R. Micr. Soc. 1890, pt. 4, p. 467.

89. WAGNER, J. Recherches sur l'Organisation de *Monobrachium parasiticum*. Arch. Biol. x, pp. 273-310, 2 pls. Abstr. in J. R. Micr. Soc. 1891, pt. 1, pp. 52 & 53.
90. WEBSTER, C. L. Description of a New Genus of Corals (*Macgeea*) from the Devonian Rocks of Iowa. Am. Nat. xxiii, pp. 710-712.
91. WEISMANN, A. Bemerkungen zu Ischikawa's Umkehrungsversuchen an *Hydra*. Arch. mikr. Anat. xxxvi, 4 Heft, pp. 627-638. Abstr. in J. R. Micr. Soc. 1891, pt. 2, pp. 203 & 204.
92. WENTZEL, J. Ueber fossile Hydrocorallinen (*Stromatopora* und ihre Verwandten). Lotos, ix, pp. 1-24, 3 pls.
93. WHARTON, W. J. L. (1) Coral Reefs: Fossil and Recent. Nature, xlii, p. 81; (2) p. 172.
— (3) Drowned Atolls. T. c. p. 222.
94. WILSON, H. V. On a new Actinia, *Hoplophoria coralligena*. Stud. Biol. Lab. J. Hopkins Univ. iv, No. 6, pp. 379-387, pl. xliii. Abstr. in J. R. Micr. Soc. 1890, pt. 3, p. 338.
95. ZACHARIAS, O. Ueber neuere Umkehrungsversuche an *Hydra* [ISCHIKAWA, vide Zool. Rec. 1889.] Biol. Centralbl. x, No. 3, pp. 92-95. Humboldt (Dammer): 9 Jhrg., 5 Heft, pp. 174 & 175.
96. —. Ueber ein interessantes Kapitel der Seenkunde. Biol. Centralbl. x: *Cœlenterata* in fresh water, p. 124.

II.—MORPHOLOGY.

GENERAL.

A concise and well illustrated account of the developmental history of the *Cœlenterata* will be found in the first part of KORSCHOLT & HEIDER's text book (55).

VON MARENZELLER (66) gives a very useful list of the popular German names of many of the genera of *Cœlenterata*.

HYDROZOA.

BRAUER (14), in a preliminary note on the development of *Hydra aurantiaca*, states that the polar bodies are normally formed on the side of the egg turned away from the parent before the ectoderm sheath is ruptured. The molecules in the polar bodies are not yolk spherules, but nuclear fragments. A blastula is formed by total and regular segmentation of the ovum. The blastocoel is formed at the stage with eight segments. The endoderm is formed by mixed delamination. The ectodermic sheath is not lost on the formation of the ectoderm of the embryo. The eggshell is a cuticular structure.

NUSSBAUM (73), and WEISMANN (91) discuss Ischikawa's investigations on the artificial introversion of *Hydra* [vide Zool. Rec. 1889].

SCHNEIDER (80) gives an account, illustrated by numerous figures, of a detailed investigation of the histological structure of *Hydra fusca*. He describes the nerve-cells and nerve-fibrils found in the ectoderm, and considers that the epithelio-muscular cells should no longer be termed "neuro-muscular" cells, since the nerve cells and fibrils probably perform the same functions as the nervous tissues of other *Metazoa*. Although an organic connection between the nerve-fibrils and nematocysts has not yet been demonstrated, it seems probable on physiological grounds that such a connection does exist. Important details concerning the minute structure of the three different kinds of nematocysts and of the endoderm are given.

In *Tubularia larynx* and *Eudendrium ramosum* a system of ganglion cells and nerve-fibrils was found, answering in structure and position to those of *Hydra*.

BOVERI (13) finds two polar bodies are protruded from the ovum of *Tiara* (sp. ?).

CHATIN (15) denies the existence of free nuclei in the ovary of *Hydra*. Each nucleus is surrounded by a delicate layer of protoplasm.

DRIESCH (22) continues the account of his investigations on the formation of the hydroid colonies. He finds (25) that in *Sertularella polyzonius*, the stolons produced in unfavourable positions are at first positively, and—after the production of daughter-stolons—negatively, heliotropic.

MCINTOSH (67, 1) describes some *Medusæ* that are apparently abnormal forms of *Thamantias melanops*. The reproductive bands form a conspicuous cross over the disc. There is no mouth and no manubrium.

FOWLER (31) found two specimens of the hydroid polyp of *Limnocoedium sowerbyi* throwing off *Medusæ*. The bud of a new hydroid polyp differs from the parent only in the uniform cubic shape of the ectoderm cells, in the absence of a mouth, of nematocysts, and of the little mass of cells probably answering to the "Glockenkern" that is present in the parent, and in the non-differentiation of the endoderm into two regions. The medusa, in the only specimen examined, was found at the apex of the polyp. At the apex, the ectoderm grows inwards to form a solid plug of cells, which probably represents the præumbrel lid, and a somewhat globular mass of more vacuolated cells, which forms the sub-umbrella cavity. These two masses of cells represent probably the "Glockenkern."

HICKSON (42) describes the lenticular mass of cells that supports the large telolecithal egg of *Allopora*, and proposes that it should be called the "trophodisc." The trophodisc is formed by the folding of one wall of a cœnosarcial canal that contains an ovum. It rapidly becomes more and more complicated as the ovum enlarges. Soon after the ovum is fertilized, the trophodisc atrophies. The ovum does not undergo a process of segmentation. The germinal vesicle, after fertilisation has taken place, fragments, and the ectoderm is formed by a process similar to free-cell formation. The embryo escapes from the colony as a solid planula.

HICKSON (44), in a preliminary note on the meaning of the ampullæ of *Millepora murrayi*, states that they are occupied by modified dactylozooids

bearing the male sexual products. The same author gives a preliminary note (43) on the male gonangia of *Allopora* and *Distichopora*. (A more complete description, with illustrations of these structures, has been published in the Q. J. Micr. Sci. 1891.)

VIGUIER (88) gives an elaborate account of the remarkable Hydro-medusan *Tetraplatia volitans*, and asserts that it is impossible to give it its proper position in classification until the whole of its life-history is known.

BIGELOW (8) finds that in *Pelagia*, *Chrysaora*, and *Dactylometra*, with increased complexity in the general characters, there is, both phylogenetically and ontogenetically, an increase in the complexity of the marginal organs, but the steps in the ontogeny are not strictly identical with the conditions at the corresponding points in the phylogeny of the species.

The same author (7), in describing some physiological experiments on *Caravella*, states that there was no rhythm observed in the contractions of the tentacles, but the cormidia contracted at the rate of eight contractions a minute. Exposure to unfavourable conditions causes the appendages to become detached, even while still alive. The cormidia may be cut into small pieces, and each piece retain its vitality. The food consists of small fish.

CLAUS (16, 17) finds that the embryonal development of *Cotylorhiza*, up to the gastrula stage, takes place within the egg-membrane. There is no irregular immigration of cells into the blastula cavity, which is formed by invagination. The young *Scyphostoma* forms the proboscis very early, and before the formation of the four periradial tentacles. In distinction to Hydroid polyps, the young *Scyphostoma* is characterised not only by the ectodermal nature of the proboscis, but also by the production of four diverticula of the stomach and an even number of tæniolæ. The four septal muscles originate by the immigration of ectoderm cell-knobs from the peristom, and come secondarily into relation with the tæniolæ. The multiplication by strobilisation is a form of "alternation of generations."

WAGNER (89) gives some further details of the structure of the interesting Hydrozoon, *Monobrachium parasiticum*. In the centre, the colony is almost entirely composed of sexual individuals; between the centre and the periphery these are mixed with hydranths, and at the periphery itself there are some special forms called pseudo-nematophores. The pseudo-nematophores represent probably the spiral zooids of *Podocoryne* and *Hydractinia*. The ectoderm shows signs of degeneration due to parasitism; in the absence of a sub-epithelium there is an absence of nervous system and an almost complete want of differentiation of the cells. The endoderm of the tentacles shows a condition intermediate between that of solid and hollow tentacles.

The Keimstätte is the hydrorhiza. The sexual cells pass along the endoderm to the ventral ectoderm of the radial canals. This is, then, one of the rare cases of the migration of the sexual cells in a form with a fully developed medusa.

LO BIANCO & PAUL MAYER (64) announce that they have been able to

prove that Metschinkoff's view that *Nausithoë* is a stage in the life-history of *Stephanoscyphus mirabilis*, Allm., = *Spongicola fistularis*, F. E. Schultze, is true. This is of great importance, as it places beyond doubt the fact that *Spongicola* belongs not to the *Hydroidea*, but to the *Acalephæ*.

SPENCER (82) describes the remarkable new hydroid *Clathroozoon*, and proposes that it should be placed in a new family, *Hydroceratinida*. The family, by a combination of remarkable characters, seems to be distinct from any known family of Hydroids.

ANTHOZOA.

ZOANTHARIA.

DANIELSSEN's important monograph (19) contains a full description of several new families, genera, and species, of Sea Anemones. Of special interest is the full description of the genera *Fenja* and *Aegir*, illustrated by numerous figures.

FAUROT (26, 27) states that there are ten distinct pairs of mesenterial septa in *Peachia hastata*. Twelve are large, eight are small and not attached to the stomodæum, and there are two pairs of directive septa. The septa of the third order are sterile. The same author (28) describes the order of development of the septa of *Halacampa chrysantellum*. The smaller septa, twelve in number, are all sterile.

The curious larva described by VAN BENEDEN (5) probably belongs to the *Zoanthinae*. The general form of the body is characterised by considerable elongation, by the existence of six well-developed sarcosepta, the total absence of any trace of tentacles round the mouth, and principally by the presence of a median vibratile fringe.

BERANECK (6) remarks that the marginal corpuscles of the *Actinia* are not eyes, but batteries of nematocysts.

McMURRICH (68) describes the structure of *Cerianthus americanus*. The largest specimens were 20 cm. long, and 1.5 to 2 cm. in diameter at the middle. Twenty-three out of a total of ninety-two mesenteries are well developed. The ventral directives are very short, and hardly extend below the level of the lower opening of the stomodæum. There are four grades of mesenteries. Three grades are gonophoric, the fourth is not. The specimen described was female, and showed no signs of being hermaphrodite. The endodermal musculature of the mesenteries consists of a flat layer on each side of the mesogloea. No mesenterial stomata were found.

FOWLER (30) describes the anatomy of *Duncania*, which he finds to be a true Madreporarian, differing in no point of importance from the ordinary type. He gives a good figure of the soft parts of a species of *Madrepora*, and describes the anatomy of *Galaxea esperi*, *Heteropsammia multilobata*, and *Bathyaectis symmetrica*.

AGASSIZ examined (1) four specimens of corals taken in 1888 from the cable between Havanna and Key West, that was laid in 1881, in six to seven fathoms of water. The specimens were in average thickness about

2½ inches, and they must have attained this size in less than seven years. The species were *Orbicella annularis* (two specimens), *Manicina areolata*, and *Isophyllia dipsacea*.

BELL (4) gives a preliminary note on two Antipatharians, *Gerardia savalia* and *Antipathes robillardii*.

VON KOCH (54) gives a demonstration of the relation between the hard and soft parts of *Flabellum*, *Galaxea*, and other corals. The same author (52, 1) remarks that in *Astroides calicularis* the tentacles are greatly contracted and withdrawn during retraction. They are surrounded by an annular rim of the body-wall, but occasionally a portion of the basal part of the tentacles telescopically protects them.

In a note (52, 2) on septal budding in *Madreporaria*, VON KOCH asserts that this phenomenon does occur in *Madreporaria*, notwithstanding Neumayr's assertion to the contrary. There is also a note (52, 3) on the true and false synapticulæ of *Fungia*.

ORTMANN (76) gives a systematic account of the skeleton, and mode of gemmation in several species of corals.

ALCYONARIA.

VON KOCH (52, 1) gives a note on the terminal polype and siphonozoid of *Pennatula* and *Pteroides*, and remarks that in *Rhizowenia rosea* a partial invagination of the base of the tentacle takes place during retraction.

The same author (53) remarks that *Sympodium coralloides* is a true Alcyonid adapted to live on a *Gorgonia* stem; he proposes to change the name to *Alcyonium coralloides*.

THURSTON (83, 84) and GATHORNE HARDY (37) give some notes on the habits of *Virgularia*.

SAVILLE KENT (78) considers that it is possible that *Heliopora cœrulea* may be a tubicolous Annelid.

HICKSON (41) and HADDON (35) maintain that *Heliopora* is undoubtedly an Alcyonarian.

HASSE (39) describes two species of fossil corals from the Middle Lias of Gotha that he considers to be fossil Alcyonaria, possibly allied to *Duca* and *Drifa*.

CORAL REEF PROBLEMS.

BÜTTGER (12) gives a historical account of our knowledge of coral reefs and islands, and an elaborate list of books and papers referring to the subject.

LANGENBECK'S important work (56) contains full discussions of many of the most important problems concerning the formation of coral reefs and islands. It contains an elaborate discussion of the supposed coral reef origin of the Dolomites.

VON LENDENFELD (63, 1), in giving a general support to the Dar-

winian theory of coral reefs, maintains that the Dolomites afford an instance of fossil reefs that have been formed during subsidence.

WHARTON (93, 1), in referring to Von Lendenfeld's letter, asks where in modern seas there are to be found atolls rising 10,000 feet from the sea bottom; and points out (2), in further reply to Von Lendenfeld, that neither Keeling, Diego Garcia, nor Bermudas are certainly instances of this. He further asks if anyone can explain, on the subsidence theory, why atolls have usually such shallow lagoons.

WHARTON (93, 3) and BASSET-SMITH (3) agree that "drowned atoll" is not a good term to apply to the Macclesfield bank.

MOORE & BASSET SMITH (70) give an account, illustrated by some excellent charts and sections, of the Macclesfield and Tizard banks in the China Sea.

MURRAY & IRVINE (71) give an elaborate account of the carbonate of lime formations in modern seas.

HEILPRIN (49) points out that coral reefs do occur in the western waters of the Gulf of Mexico. They belong to that group recognized by Darwin as being built upon shoals and beds of sediment. They give no evidence in favour of or against the subsidence theory.

III.—REVIEWS AND NOTICES.

GUPPY (34) gives an account of Sluiter's researches on the coral reefs of the Java seas.

VON LENDENFELD (57) reviews Walther's book on the corals of the Sinai peninsula.

VON LENDENFELD (58, 59, 60), ORTMANN (74, 75), and VANHÖFFEN (87) review the recent literature on *Cœlenterata*.

VON LENDENFELD also gives special notices of (61) Miss Greenwood's paper on the Digestion of *Hydra*, and (62) Hertwig's Supplement to 'Challenger' *Actinia*.

SCHIMKEWITSCH (79) gives, in Russian, a critical review of recent papers on the development of the *Hydrozoa*.

IV.—DISTRIBUTION.

1. GENERAL.

HAECKEL (37) describes the *Cœlenterata* of the Plankton.

2. EUROPEAN WATERS.

BOURNE describes a collection of Hydroids (10) from the neighbourhood of Plymouth, and (11) from the South-west coast of Ireland.

HADDON (36) describes a collection of *Actinia* from the South-west coast of Ireland.

DANIELSSEN (19) describes a collection of Sea Anemones made in the North German ocean.

ROBERTSON (77) found *Pennatula* and *Virgularia* in the Clyde sea area, but not *Pavonaria*. *Pavonaria* occurs in 10-12 fathoms, off Oban.

McINTOSH (67) refers to the existence of Ctenophores and certain *Hydromedusæ* and *Scyphomedusæ*, at all seasons of the year, in Scottish waters.

3. AMERICAN WATERS.

FEWKES (29) describes a collection of *Medusæ* made by the naturalists of the 'Albatross' in the Gulf Stream.

VON KENNEL (49) describes a new fresh-water *Medusa* from the West Indies.

4. AZORES.

STUDER (81) describes a number of Gorgonians collected by the Prince of Monaco, principally in the neighbourhood of the Azores.

5. AUSTRALIAN WATERS.

SPENCER (82) reports upon some *Hydroidea*, and HICKSON (45) upon some *Anthozoa*, from Victoria.

6. MALAY ARCHIPELAGO.

MITCHELL (69) reports upon a new Sea Anemone from North Celebes.

V. SYSTEMATIC.

HYDROZOA.

HYDROIDEA.

CALYPTOBLASTEÆ.

HYDROCERATINIDÆ, new family, SPENCER (82). Hydrophyton consisting of a mass of entwined hydrorhiza, with a skeleton in the form of anastomosing chitinous tubes; the surface is studded with tubular hydrothecæ, into which the hydranths can be completely retracted. Hydranths sessile, and connected with more than one hydrorhizal tube, claviform, with a single vertical filiform tentacle. Defensive zooids present, with a solid endodermal axis and nematocysts borne at the distal end. *Clathrozoön wilsoni*, n. g. & sp., near Port Phillip Heads, Victoria, p. 123.

† *Haloikema*, n. g., family *Haleciidæ*. Stems erect, simple or sparingly branched, ringed. Hydrothecæ pedicellate, hydranths large, non-retractile. BOURNE (10). *H. lankesterii*, Plymouth, p. 395.

MARKTANNER TURNERETSCHER (86) describes the following new species:—

Campanularia chinensis, Tschifu, p. 204. *C. thyroscyphiformis*, Cebu, p. 206. *C. borealis*, Deevie Bay, p. 206. *C. integriformis*, Trieste, p. 206,

- Obelia chinensis*, Yellow Sea, p. 210. *O. aruensis*, Aru Is., p. 210.
Thyrosocyphus vitiensis, Viti Is., p. 210.
Hypanthis atlantica, 60° S., 38° W., p. 211.
Halisiphonia dumosa, Rovigno, p. 212.
Hebella cylindrata, Rovigno, p. 214. *H. contorta*, Singapore, p. 215.
Clytia elongata, Auckland, p. 215.
Sertularella novaræ, St. Paul, p. 226. *S. annulata*, Kiama, p. 227. *S. arboriformis*, Indian Ocean, p. 228.
Sertularia huttoni, New Zealand, p. 233.
Pasythia philippina, Cebu, p. 234.
Symplectoscyphus australis, Australia, p. 235.
Dynamena tubuliformis, Dschidda, p. 238. *D. mediterranea*, p. 242.
√ *Calyptothuiaria*, n. g. This genus stands between *Sertularella* and *Thuiaria*; with the former it has relations in its much folded perisarc, with the latter in the arrangement of the hydrothecæ. *C. clarkii*, Indian Ocean, p. 243. *C. magellanica*, Magellan Straits, p. 344.
√ *Monopoma*, n. g. This genus has relations to the genus *Abietinaria*, but differs from it in the possession of an operculum. *M. variabilis*, Yellow Sea, p. 246.
Plumularia hians, Naples, p. 253. *P. californica*, Puget Sound, p. 255.
P. ventriculiformis, Rovigno, p. 256. *P. leichtensternii*, Rovigno, p. 257.
√ *Acladia*, n. g., allied to *Antenella*, but differs from it in unjointed stem and numerous longitudinally striated stalked hydrothecæ. *A. africana*, Algoa, p. 261.
Aglaophenia tubiformis, Rovigno, p. 269. *A. helleri*, Rovigno, Naples, p. 271. *A. voretzii*, Japan, p. 261. *A. balii*, p. 272, Red Sea.
Halicornaria stubellata, Red Sea, p. 278.
SPENCER (82) describes *Plumularia procumbens*, Port Phillip, Victoria, p. 130.

GYMNOBLASTEÆ.

- Eudendrium novæ-zealandiæ*, Auckland, p. 201, TURNERETSCHER (86).

HYDROCORALLINÆ.

WENTZEL (92) describes the following fossil corals, which he believes to be Hydrocorallines, from the Sub-Permian:—

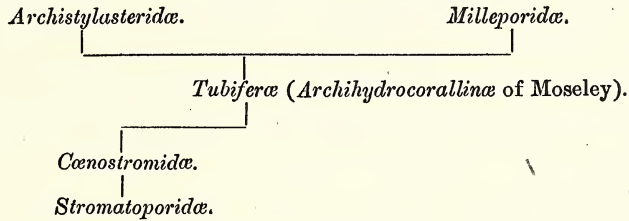
Family TUBIFERÆ.

- √ *Irregularatopora*, n. g. Calyx is section irregularly formed. Trabeculæ are present in the broader canals of the meshes of the cœnosarc. *I. undulata*, Bilote, p. 15.
√ *Disjectopora*, n. g. Calyces diverging from the middle to the outer surface of the stock, dispersedly arranged, provided with tabulæ. Outside the cœnosarcal meshwork there are present broad and smaller serpentine canals. *D. millæformis*, Morah, p. 16.

Family CÆNOSTROMIDÆ.

Arduorhiza, n. g. Astrorhiza with radial tube springing obliquely from the central canal. Central canal centrally placed in the middle of the stock. *A. pyramidata*, Chidroo, p. 17.

WENTZEL arranges these families in the following manner :—



Heterastridium pachystylum, FRECH, (32) p. 97.

Family LAMELLATÆ.

Of uncertain position, but probably belonging to *Hydrocorallinæ*. Lamellæ concentric, separated by interlaminar spaces or bound together by sharp septa. Lamellæ and septal walls perforated. *Circopora*, n. g. *C. multitubulosa*, Morah, p. 20. *C. faverlata*, Morah, p. 20. WENTZEL (92).

SIPHONOPHORA.

✓ *Pleurophysa*, n. g., FEWKES (29), destitute of nectocalyces and hydrophyllia. The axis is thick, and all the appendages arise from one side of the stem. *P. insignis*, Gulf Stream, p. 517.

ACRASPEDA.

✓ *Halmonises*, n. g., VON KENNEL (49). Without marginal knobs, cirrhi, or marginal vesicles. Sixteen to eighteen tentacles, with swollen bases and a simple pigment ring on the outer side. Velum thin, but broad. Manubrium quadrangular, without oral-lappets. Four radial canals, with gonads. 2-2½ mm. in diameter. *H. lacustris*, fresh water lagoon, W. Indies.

GRAPTOLITIDÆ.

HOLM (47) describes *Dictyonema cervicorne*, *D. abnorme*, *Retiolites geinitzianus*.

TORNQUIST (85) describes *Clonograptus robustus*, *Tetragraptus curvatus*, *Didymograptus gracilis*, *D. decens*, *Climacograptus internexus*, *Diplograptus bellulus*.

ANTHOZOA.

ACTINIARIA.

HEXACTINIÆ (Hertwig).

DANIELSSEN (19) describes the following :—

√ *Korenia*, n. g. The pedal disc is lanceolately expanded, embraces nearly completely a thin cylindrical foreign body (the stem of *Bathycrinus*). The body oblong, strongly ribbed, and furnished with hollow papillæ. The oral disc exposed. Many perfect septa. Mesodermal circular muscles. Few tentacles, placed in several series. *K. margaritacea*, p. 1, 1085–1333 fathoms.

√ *Kylindrosactis*, n. g. The pedal disc round, with thick undulating margin. The body cylindrical, smooth, with fine longitudinal stripes, suckers, and cinclides. Oral disc round, radiate. The tentacles retractile, long, not numerous, and in few series. Circular muscles distinctly endodermal. The principal and secondary septa perfect, but sterile. Numerous tertiary and quaternary imperfect septa, carrying reproductive organs and acontia. *K. elegans*, p. 4, 127 fathoms.

PARACTIDÆ (Hertwig).

√ *Kadosactis*, n. g. The pedal disc round, discoidally expanded. The body shaped like an urn, with broad transverse folds, and a prominent constriction immediately above the pedal disc; on its exterior surface a great multitude of minute suckers. The tentacles in few series, short and retractile. Numerous perfect septa. Mesodermal circular muscles. *K. rosea*, p. 8, 1215 fathoms. *K. hyalina*, p. 11, 146–416 fathoms.

New Family SIDERACTIDÆ. *Dan*

Actiniaria with numerous perfect septa. Few series of short, non-retractile tentacles, of which the innermost contains eight mesodermal circular muscles.

√ *Sideractis*, n. g. The pedal disc broad, furnished with extremely fine longitudinal stripes. The body smooth, with fine longitudinal furrows. The tentacles non-retractile in few series. The first inner series contains eight tentacles. Sixteen pairs of perfect septa. Mesodermal circular muscles. *S. glacialis*, p. 14, 263 fathoms.

SAGARTIDÆ.

√ *Stelidiactis*, n. g. The pedal disc membranaceously expanded, enclasp thin round objects (branches of *Mopsea borealis*). The body forms a round pillar, is longitudinally ribbed and furnished with cinclides. The oral disc covered by the margin of the body. The tentacles short, retrac-

tile, not numerous, placed in one or two series. Six pairs of perfect septa. Mesodermal circular muscles. *S. mopsiæ*, p. 17, 90 fathoms. *S. tubulariæ*, p. 19, 155 fathoms.

✓ *Allantactis*, n. g. The pedal disc embracing large objects, such as *Nepuntia curta*, with a thick margin, bent inwards. The column cylindrical, folded transversally, has a free, erect superior margin (parapét) and scattered cinclides. The tentacles not numerous, short, retractile, in a few series. Six perfect sterile septa. No acontia. Prominent mesodermal circular muscles. Hermaphroditic. *A. parasitica*, p. 20, 525 fathoms.

✓ *Anthosactis*, n. g. Pedal disc round, with thick margin, the column cylindrical, wall membranous, smooth, with longitudinal folds and cinclides. The oral disc round. The tentacles retractile, about uniform in size, short, few in number, in few series. Mesodermal circular muscles. Six pairs of completely sterile septa. No acontia. *A. jan mayeni*, p. 24, ? loc.

Sagartia repens, p. 27, 147 fathoms. *S. splendens*, p. 33, Sognefjord.

Calliactis krøyeri, p. 36, 109 & 60 fathoms.

Family BUNODIDÆ.

Bunodes abyssorum, p. 39, 127 & 672 fathoms.

Family TEALIDÆ.

✓ *Tealiopsis*, n. g. The pedal disc round, with indented margin. The body cylindrical, covered with a tough integument encrusted with grains of sand and fragments of shells; inside of this, on the integument proper, a multitude of distinct suckers, placed in longitudinal series. The oral disc folded. The tentacles retractile, placed in few series. Prominent endodermal circular muscles. Numerous perfect septa. *T. polaris*, p. 45, 223 fathoms.

New Family MADONIACTIDÆ. Dan.

Hexactinia, with few principal septa, acontia, and a prominent endodermal circular muscular system.

✓ *Madoniactis*, n. g. The pedal disc round, a little wider than the body. The latter is cylindrical, about the same in height as in breadth, smooth, furnished with dispersed cinclides. Parapet and fossa. The tentacles in several series, retractile, short. Both the tentacles and the oral disc covered by the margin of the body. Six pairs of perfect septa, sterile. Acontia. The circular muscles distinctly endodermal. *M. lofotensis*, p. 47, 90 fathoms.

Family PHELLIDÆ.

Phellia flexibilis, p. 51, 566 fathoms. *P. margaritacea*, p. 54, 1110-1333 fathoms. *P. arctica*, p. 57, 191 fathoms. *P. crassa*, p. 60, 191 fathoms.

P. bathybia, p. 64, 1163 fathoms. *P. norvegica*, p. 67, 127 fathoms. *P. violacea*, p. 70, 1287 fathoms. *P. spitzbergensis*, p. 74, 260 fathoms.

√ *Kodiodes*, n. g. The body encrusted, piriform, with a long bare stem terminating in a pedal disc. Two series, containing a few retractile tentacles. Twelve pairs of septa, of which six pairs perfect. Suckers on the encrusted portion of the body. No siphonoglyphe. Mesodermal annular muscles. Acontia. *K. pedunculata*, p. 77, 1081 fathoms.

Cactosoma. The body claviform, with an encrusted covering, the uppermost part bare. Distinct pedal disc. The surface of the body furnished with suckers. Two series of retractile tentacles. Six pairs of perfect septa, of which two pairs are directive septa, all of them carrying mesenterial filaments and reproductive organs. Six pairs of imperfect sterile septa. Two siphonoglyphes. Mesodermal circular muscles. *C. abyssorum*, p. 82, 457 fathoms.

New Family *ANDVAKIADÆ*. *Dan*

Hexactiniæ elongated, seated loose in the sand, without any real pedal disc, the greater part of the body encrusted; the uppermost base part of the body, the oral disc and the tentacles completely retractile; few septa.

Andvakia, n. g. *Andvakiadæ* with six pairs of perfect, sterile septa; six pairs of imperfect, almost rudimentary, septa, carrying acontia and reproductive organs; strongly developed endodermal circular muscles. Cinclides. *A. mirabilis*, p. 86, Sognefjord, 100-150 fathoms.

Subfamily HALCAMPIDÆ.

√ *Halcampoides*, n. g. The body elongate, cylindrical, terminating conically in a round caudal aperture, and furnished with a thin encrusted sheath. One tentacular series. Six pairs of perfect septa, carrying mesenterial filaments and reproductive organs. Distinct endodermal circular muscles. The stomodæum divided longitudinally. *H. abyssorum*, p. 93, 457 & 620 fathoms.

Tribe EDWARDSIÆ.

Family EDWARDSINÆ.

√ *Edwardsioides*, n. g. The body cylindrical, vermiform, furnished with eight longitudinal furrows, and intervals closely occupied by suckers. The scapus has a thin, transparent covering. The capitulum bare with a series of marginal retractile tentacles. The physa small and non-retractile. Eight septa. The circular muscles endodermal. Hermaphrodite. *E. vitrea*, p. 100, 457 fathoms.

Edwardsia andresi, p. 106, 263 fathoms. *E. fusca*, p. 112, 148 fathoms. *E. costata*, p. 115, 263 fathoms.

ZOANTHIDÆ.

New Family MARDOELLIDÆ.

Zoanthidæ forming colonies, which, by means of a common rounded basal part, live freely in or upon sand without attachment.

√ *Mardoella*, n. g. *Mardoellidæ* with firm, encrusted integument; endodermal circular muscles. Macrosepta perfect, carrying reproductive organs and mesenterial filaments. Microsepta imperfect, sterile. A siphonoglyphe. Diccious. *M. erdmanni*, p. 117, 191–870 fathoms.

Epizoanthus arborescens, p. 126, 135 fathoms. *E. glacialis*, p. 129, 457, & 620 fathoms. *E. roseus*, p. 134, 620 fathoms.

CERIANTHEÆ.

Cerianthus vogti, p. 137, 498 fathoms. *C. abyssorum*, p. 143, 634 fathoms.

Tribe AEGIREÆ.

Actinida with a perfect body cavity (cœlom), and a developed digestive apparatus consisting of œsophagus, intestine, and anus.

The two genera, *Fenja* and *Aegir*, belonging to this family were described two years ago [*vide* Zool. Rec. 1888], but in this monograph of Danielssen's they are more fully described and beautifully illustrated.

New family THELACERIDÆ.

MITCHELL (69). This family belongs to the *Corallimorphidæ*, and is defined as follows:—

Hexactinæ without a sphincter, cinclides, or acontia, with numerous accessory rudimentary tentacles, so that more than one tentacle communicates with a radial chamber, with the normal tentacles covered by small, compound, hollow protuberances. The accessory tentacle rudimentary. √ *Thelaceros rhizophoræ*, n. g. & sp., North Celebes, shallow water.

ANTHEADÆ (?).

√ *Hoplophoria*, n. g., WILSON (94). This anemone is distinguished by the presence of four large, conspicuous, finger-like organs just below the circlet of tentacles, provided with batteries of nematocysts. They are diverticula of the spaces included between mesenteries of the second order. They are probably homologous with the marginal sacs of *Actinia mesembryanthemum*. Further characters are, that six pairs of mesenteries are complete and only four of them bear generative organs. *H. coralligena*, found in a hole half-inch deep, in a piece of Asteroid coral, on fringing reef of the Bahamas.

MADREPORARIA.

BASSET-SMITH (2) describes the following new species from the Macclesfield and Tizard bank in the China Sea:—

- Stylophora guentheri*, Macclesfield, 22 & 32 fathoms, p. 362.
Seriatopora imbricata, Tizard, $\frac{1}{2}$ fathom, p. 363. *S. compacta*, Tizard, $5\frac{1}{2}$ fathoms, p. 364. *S. tenuis*, Tizard, 6 fathoms, p. 365. *S. armata*, Tizard, 7 fathoms, p. 365.
Galaxea equalis, Tizard, 6 fathoms, p. 368.
Symphyllia labyrinthica, Tizard, 5 fathoms, p. 369.
Pavonia pretiosa, Tizard, 27 fathoms, p. 444. *P. ramosa*, Macclesfield, 26 fathoms, p. 445,
Montipora porosa, Macclesfield, 35 fathoms, p. 451.
Madrepora dendrum, Macclesfield and Tizard, 20 & 27 fathoms, p. 452.
M. compressa, Tizard, 5 fathoms, p. 452. *M. fragilis*, Tizard, 27 fathoms, p. 455. *M. rambleri*, Macclesfield, 26 fathoms, p. 455.
Alveopora tizardi, Tizard, 27 fathoms, p. 458.

KOBY (51) brings to a conclusion his great monograph on the Jurassic corals of Switzerland, and adds the following new species:—

- Dendrohelia ursicina*, p. 457.
Psammohelia fromenteli, p. 458.
Heterocœnia rutimeyeri, p. 460. *H. mertani*, p. 461.
Stylina lorioli, p. 462.
Diplocœnia ursicina, p. 464. *D. decemradiata*, p. 465.
Cryptocœnia tenuistriata, p. 465. *C. bonanomii*, p. 467. *C. delemontana*, p. 468.
Convexastræa schardti, p. 469. *C. alveolata*, p. 470. *C. gillieronii*, p. 470,
Cyathophora thurmanni, p. 472.
Cladophyllia tenuis, p. 474.
Dermosmilia suberassa, p. 475. *D. alpina*, p. 476. *D. simplex*, p. 476,
D. pusilla, p. 477,
Baryphyllia rauracina, p. 478.
Diploria corallina, p. 479.
Latimæandru bonanomii, p. 481. *L. fringeliana*, p. 482.
Chorisastræa etalloni, p. 483,
Isastræa sulcata, p. 485.
Leptophyllia lobata, p. 485.
Thamnastræa thurmanni, p. 488. *T. stutzi*, p. 489.
Microsolena verdati, p. 489.
- FRECH (32) gives the following new genera and species of fossil corals from the Trias. [A preliminary account of some of these is given by the same author in (33)]:—
- Thecosmilia norica*, p. 9. *T. fenestrata* = *Cladophyllia fenestrata*, Reuss, p. 9. *T. charlyana*, p. 11. *T.? cyathophylloides*, p. 12. *T. bavarica*, p. 18. *T. rofanica*, p. 18.

- Rhabdophyllia delicatula*, p. 19.
Isastræa austriaca, p. 23. *I. oligocystis*, p. 24. *I. norica*, p. 25. *I. encystis*, p. 26.
Phyllocœnia incrassata, p. 30. *P. grandissima*, p. 31. *P. kokeni*, p. 32.
Stylina norica, p. 33.
Astrocœnia waltheri, p. 34. *A. ohmanni*, p. 34. *A. hexactis*, p. 35.
Stephanocœnia juvavica, p. 38.
Montivaltia norica = *M. cupuliformis*, p. 39. *M. fritschi*, p. 40. *M. marmorea*, p. 41. *M. gosaviensis*, p. 41.
[†]*Stylophylloopsis*, n. g. Simple or slightly-branched. Approximately similar to *Montivaltia* in transverse section, and *Stylophyllum* in longitudinal section. *S. polyactis*, p. 48. *S. zitteli*, p. 49. *S. rudis*, p. 50. *S. cœspitosa*, p. 52. *S. mojsvari*, p. 52. *S. lindstromi*, p. 53.
Stylophyllum paradoxum, p. 54. *S. tenuispinum*, p. 55. *S. pygmæum*, p. 56. *S. polyacanthum*, p. 57. Subgenus *Mœandrostylis*. *S. (M.) irregulare*, p. 58.
Thamnastræa norica, p. 63.

Subfamily ASTRÆOMORPHINÆ.

- [†]*Procycolites*, n. g. Consisting of single, or, more seldom, two fused individuals. Calyx deep. Inner structure somewhat similar to *Cyclolites*, but the septa soon coalesce into compact lamellæ. The number of pores that remain open is very small. *C. triadicus*, p. 64.

SPONGIOMORPHIDÆ, n. fam.

- [†]*Spongiomorpha*, n. g. A peculiar genus that is distinguished from *Astræomorpha* by the almost complete degeneration of the radial septa. *S. acyclica*, p. 77. *S. minor*, p. 78.
 Subgenus *Heptastylopsis*. *H. gibbosa*, p. 75. *H. ramosa*, p. 76.
Heptastylis stromatoporoides, p. 73.
Stromatomorpha stylifera, p. 79.

RUGOSA.

FRECH (32) describes the following new genera and species:—

CYATHAXONIDÆ.

New subfamily *Gigantostylinae*. Septa rudimentary. The elongated pali occupy the greater part of the calyx. Septal groove absent. No trace of endothelial structures.

- [†]*Gigantostylis epigonus*, n. g. & sp., p. 82.

ZAPHRENTIDÆ.

[†]*Pinacophyllum*, n. g. Septa short or medium in length, irregularly alternate, always toothed at the upper margin. Multiplication takes place by regular dichotomy. *P. parallelum*, p. 86.

- P. annulatum* = *Fletcheria annulata* (Reuss), = *Amplexus reussi* (Frech), p. 87.

Coccyphyllum acanthophorum, p. 89.

HINDE (46) describes, from Western Australia :—

Cyathophyllum virgatum, Devonian †, p. 194.

√ *Pterophyllum*, n. g. Simple conical, turbinate, or sub-cylindrical corals, with deep calyces. Five prominently developed septa, which reach nearly to the centre of the calyx, the other septa sub-equal. The outer surface exhibits either shallow annulations or longitudinal striae, or, more rarely, spinous projections. *P. australe*, Carboniferous, p. 196. *P. sulcatum*, Carboniferous, p. 197.

Pachypora tumida, Devonian.

WEBSTER (90) describes the new genus *Macgeea*, from the Devonian of Iowa.

Solitary cylindrical compressed cup-shaped cells, 5–47 mm. in length. Calyx 1½–18 mm. in diameter. Slightly curved; extremely irregular; evidence of attachment. Allied to *Pachyphyllum*.

M. solitaria = *Pachyphyllum solitarium*. *M. parva*, p. 711. *M. culmula*, p. 712.

ALCYONARIA.

HASSE (39) describes 2 species of fossil Alcyonarians (†):—

Alcyonaria langenhani and *A. hexabranchia*, allied to *Ceritopora striata* of Goldfuss.

STOLONIFERA.

HICKSON (45) describes *Clavularia australiensis*, p. 157, *C. ramosa*, p. 157, and *C. flava*, p. 140, from Victoria, Australia.

GORGONIDÆ.

STUDER (81) describes :—

√ *Chelidonisis*, n. g. This genus has close relations with the *Ceratoisidinae*, more particularly *Sclerisis*, but the spicules are analogous with those of a true *Isis*. *C. aurantiaca*, Azores, 454 metres, p. 553.

Acanthogorgia truncata, N. of Spain, 240 metres, p. 555. *A. verrilli*, 46° N., 49° E., 1267 metres, p. 555. *A. horrida*, N. Spain, 300 metres, p. 555.

Muriceides furcata, Azores, 454 metres, p. 556.

Clematissa sceptrum, Azores, 1135 metres, p. 556.

Eunicella dubia, Azores, p. 557.

Verrucella guernei, Azores, 318–354 metres, p. 559.

PENNATULIDÆ.

Prographularia, n. g., FRECH (32). Similar to *Graphularia*, but the surface is covered with strong longitudinal stripes, and connected by two symmetrically placed deep furrows. *P. triadica*, p. 90.

SPONGIÆ.

BY

E. A. MINCHIN, B.A.

INTRODUCTION.

THE amount of Sponge literature for this year is not very large, but contains some valuable additions to our knowledge of this group. Foremost amongst them may be mentioned the works of MAAS on the development of *Spongilla*, and TOPSENT (6),* on the structure, system, and biology of the *Clionidæ* and *Renierinæ*. Other papers of importance are: for anatomy and morphology, DENDY (2), on Sollas's membrane and the phylogeny of the *Keratosa*, and FOL, on the oft-discussed "filaments" of *Hircinia*; for embryology, VOSMAER (1), on the development of a Silicosponge, and DENDY (3), on the pseudogastrula stage of a Sycon; while the statements of YVES DELAGE as to the structure of the larva of *Esperella* are very remarkable. Works of systematic importance are: DENDY (1), VON LENDENFELD (10), POČTA, TOPSENT (1, 2, 6), and WEBER.

MAAS shows that the larva of *Spongilla* does not throw off its ectoderm, as supposed by GÖTTE, but that its ectoderm passes continuously into that of the adult, while VOSMAER makes the same observation on the larva of *Myxilla* sp. Other interesting points which may be noted in the development of *Spongilla* are: the morula stage; the curiously modified gastrulation; the closure of the blastopore; the free swimming larva, with all the structure of the adult Sponge, but without openings, the formation of which in a mechanical manner constitutes the metamorphosis; the fixation by the pole of the blastopore; and the derivation of the excurrent system and the chambers from the archeuteron, while the inhalent system is derived from the ectoderm.

* This work was published in 1888, but the volume of the Arch. Z. expér. in which it appeared did not reach English libraries until 1890, and the Zoological Record of 1888 contained merely the bare name of the paper, the Recorder not having been able to see it. Hence I have included it in this year.—E. A. M.

TOPSENT's statement [TOPSENT (6)], that the contractile cells in siliceous Sponges are the flattened ectoderm and endoderm, while the mesoderm forms only the connective tissue and the amœboid digestive cells, is very striking, and if confirmed would furnish a comment on the classification of the *Cœlentera* given by VON LENDENFELD (7) into *Mesodermalia* (Sponges), with mesodermal organs, and *Epithelaria* (*Cnidaria*), with epithelial organs.

LIST OF PUBLICATIONS.*

- ANON. Notizie Sulla Pesca delle Spugne nei Banchi di Lampedusa. Ministero della Marina. Tipografia Bencini, Rome and Florence, 1890. [Cf. Zool. Gart. xxxi, No. 1 (Jan., 1890), p. 28; Nature, xli, p. 284.]
- An account of the Sponge banks, and of the method of fishing and preparing the Sponges.
- BERTHOULE, AMÉDÉE. Les Lacs d'Auvergne. Bull. Soc. Acclim. xxxvii, No. 1, Jan. 5th, 1890, pp. 13-27.
- Euspongilla lacustris*, Vejdovsky, abundant in Lake Pavin (p. 25) : described by PAUL GIROD, Travaux du Laboratoire de Zoologie, 1877-78, i, pp. 1, et seq.
- Methods for the Preservation of Marine Organisms employed at the Naples Zoological Station. [Abstract by PLAYFAIR McMURRICH of the paper by LO BIANCO.] Am. Nat. xxiv, No. 285 (Sept., 1890), pp. 856-865.
- Sponges, p. 860.
- CHATIN, J. Contribution à l'étude du Noyeau chez les Spongiaires. C.R. cxi, No. 23 (8th Dec., 1890), p. 889.
- [*Vide infra*, Anatomy, &c.]
- DALLA TORRE, V. Fauna der Insel Helgoland. Zool. Jahrb., Suppl. ii, 1889.
- The following Sponges occur :—CALCAREA : *Sycandra ciliata*, *Leucandra nivea*, *Ascandra complicata*. SILICEA, &c. : *Vioa celata*, *Halichondria reticulata*, *H. aspera*, *Halisarca lobularis*, *H. dujardini*.
- DELAGE, YVES. Sur le Developpement des Éponges Silicieuses et l'homologation des feuilletts chez les Spongiaires. C.R. cx, No. 12, p. 654. Abstr. in J. R. Micr. Soc. 1890, pt. 3, No. 76, p. 344.
- [*Vide infra*, Embryology.]
- DENDY, ARTHUR. (1) Observations on the West Indian Chalinine Sponges, with Descriptions of New Species. Tr. Z. S. xii, pt. 10 (April, 1890), pp. 349-368, pls. lviii-lxiii. Abstr. in J. R. Micr. Soc. 1890, pt. 3, No. 76, p. 344.
- Following species described : *Pachychalina variabilis*, n. sp., Nassau,

* An asterisk prefixed to a quotation indicates that the Recorder has not seen the Journal or Work referred to.

Bahamas; *Siphonochalina spiculosa*, n. sp., Turk's I., Bahamas; *S. pro-cumbens*, Carter, West Indies, Grenada; *S. ceratosa*, n. sp., Nassau, Bahamas; *Spinosella sororia*, Duch. & Mich., West Indies; *S. sororia* n. var. *dilatata*, Bahamas; *S. sororia* n. var. *fruticosa*; *S. sororia* n. var. *elongata*; *S. plicifera*, Duch. & Mich., Bahamas; *S. maxima*, n. sp., Jamaica; *S. velata*, n. sp., Bahamas. [*Vide infra.*]

[DENDY, ARTHUR.] (2) Some Old and New Questions concerning Sponges. Zool. Anz. xiii (1890), No. 325, pp. 14-17. Abstr. in J. R. Micr. Soc. 1890, pt. 3, No. 76, p. 343.

The questions at issue are: (1) "Sollas's membrane"; (2) the true name of *Stelospongos flabelliformis*, Carter; (3) the relationship between *Homorhaphida* and *Ceratosa*. [*Vide infra.*]

— (3) On the Pseudogastrula Stage in the Development of Calcareous Sponges. P. R. Soc. Vict. Nov. 14th, 1889 (1890), pp. 93-101, pl. 1a. Abstr. in J. R. Micr. Soc. 1890, pt. 4, No. 77, p. 470.

[*Vide infra.*]

FAUROT, L. La pêche des Éponges dans le Golfe de Gabès. Rev. Sci. xlv, No. 14, pp. 428-431.

FOL, H. Sur l'Anatomie des Éponges Cornées du genre *Hircinia* et sur un genre nouveau. C.R. cx, No. 23, p. 1209. Transl. in Ann. N. H. (6) 1890, p. 172, et seq. Abstr. in J. R. Micr. Soc. 1890, pt. 4, No. 77, p. 470.

[*Vide infra.*]

*GAUDRY, —. Les Enchainements du Monde Animal dans les temps géologiques fossiles secondaires. Paris: 1891. Sponges, pp. 33-37.

GIARD, ALFRED. Le Laboratoire de Wimereux en 1889. (Recherches fauniques.) Bull. Sci. Fr. Belg. xxii, 1^{re} partie, 1890, pp. 60-87.

Sponges, pp. 70-72. The following species occur:—*Ascetta coriacea*, Montagne (*Tarrus*, *Auloplegma*, and *Ascometra* forms), *Ascandra variabilis*, Hæckel (*Soleniscus* and *Olythus* forms), *Leucandra nivea*, Grant, *Leucandra balearica*, Lac., n. var. *Linnaresi*, *Ohalina oculata*, Bwk., *Tethya lyncurium*, J., *Halichondria panicea*, J.

HÆCKEL, E. Deep-sea *Ceratosa* of the 'Challenger.' J. R. Micr. Soc. 1890, pt. 3, No. 76, p. 343. Abstr. 'Challenger' Report (Zoology) xxi, pt. lxxxii, 1889, 92 pp. & 8 pls.

HANITSCH, RICHARD Third Report on the *Porifera* of the L. M. B. C. District. P. Liverp. Biol. Soc. iv, 1890, pp. 192-238, pls. x-xv.

A list of all the Sponges found up to date in the district, showing the distribution of the species among the four parts in which they have been most carefully studied, viz., estuaries of Mersey and Dee, Isle of Man, North Wales, and Puffin Island. Total number of species, 56. Three new species are described; *Seiriola compacta* is redescribed; and the spiculation and skeleton of a number of other species are also described.

[*Vide infra.*]

HINDE, G. J. On a new genus of Siliceous Sponges from the Lower Calcareous Grit of Yorkshire. *Q. J. Geol. Soc.* xlvi, pt. 1, pp. 54-61, pl. vi. Abstr. in *Ann. N. H.* (6) v (March), pp. 254 & 255.

Rhaxella perforata, n. g. & sp.

HOPE, R. Two new British Sponges. *J. R. Micr. Soc.* 1890, pt. 1, No. 74, p. 48. Abstr. of paper in *Ann. N. H.* iv, 1889, pp. 333-342, 1 pl.

KELLER, C. Sponge Fauna of Red Sea. *J. R. Micr. Soc.* 1890, pt. 2, No. 75, pp. 192. Abstr. of paper in *Z. wiss. Zool.* xlvi, 1889, pp. 34-405, 6 pls.

KEYES, CHARLES R. Review of the progress of American Invertebrate Palæontology for the year 1889. *Am. Nat.* xxiv, No. 278 (Feb., 1890), pp. 131-138.

Sponges included.

KINGSLEY, J. S. Record of American Zoology. *T. c.* No. 280 (April, 1890), pp. 351-357, and No. 285 (Sept., 1890), pp. 811-816.

Contains record of papers relating to Zoology of N. America, beginning with the year 1889. Sponges, pp. 352 & 812.

LENDENFELD, R. VON. (1) Die Lebenserscheinungen des Badeschwammes. *Zool. Gart.* xxxi, No. 4 (April, 1890), pp. 97-104.

A popular account of the anatomy, histology, physiology, and embryology of the bath Sponge.

— (2) Eine Bemerkung über Synonomie und Nomenclatur. *Zool. Anz.* xiii, 1890, No. 329, pp. 115 & 116.

The author disputes Dendy's "accepted laws of priority," and explains the facts as to his genus and species *Thorecta exemplum*. Under *Thorecta exemplum*, var. *secunda*, he includes *Spongelia rectilinea*, var. *tenuis*, Hyatt, and *Stelospongia flabelliformis*, var. *lata*, Carter.

— (3) Fortschritt unsrer Kenntniss der Spongien. *Zool. Jahrb.* v, Heft 1, 1890, p. 169. [Abth. f. Syst. Geogr. u. Biol. der Thiere.]

— (4) Schlüssel zur Bestimmung der Spongiennadeln. *Biol. Centralbl.* x, Nos. 5 & 6 (1 May, 1890), pp. 131-135.

A key to the "Nomenclator Spicularum," published by F. E. Schulze & von Lendenfeld in the *Abh. Ak. Berl.* 1889. Abstr. in *J. R. Micr. Soc.* 1890, pt. 4, No. 77, pp. 470 & 471.

— (5) Bemerkung zu dem Schlüssel der Spongiennadeln. *Biol. Centralbl.* x, Nos. 17 & 18 (15 Oct., 1890), pp. 550 & 551.

A correction of some misprints in his "Schlüssel." *T. c.* pp. 131-135.

— (6) Experimentelle Untersuchungen über die Physiologie der Spongien. *Biol. Centralbl.* x, No. 3 (20 March, 1890), pp. 71-81, and No. 4 (1 April, 1890), pp. 102-110.

A preliminary account of the work published by him under the same

title in the Z. wiss. Zool. xlviii, pp. 407-700, Taf. 26-40. For Abstracts of this paper, see also J. R. Micr. Soc. 1890, pt. 2, No. 75, pp. 190-192; Z. wiss. Mikr. vii. 1890, pp. 204-206; Humboldt, ix, Heft 4, pp. 116-120; Nature, xli, p. 570.

[LENDENFELD, R. VON.] (7) Das System der Spongien. Abh. Senck. Ges. xvi, Heft 2, pp. 361-439.

The same as that published in the Biol. Centralbl. ix, 4, pp. 113-127. [Vide Zool. Rec. 1889, *Spongia*, pp. 4-6.]

— (8) Monograph of the Horny Sponges (Review). Ann. N. H. (6) vi, 1890, p. 418, *et seq.*

— (9) Sponges attached to Crabs. Nature, xli, p. 317.

— (10) Die Gattung *Stelletta*. Abh. Ak. Berl. 1889 (1890), p. 75, 10 pls. Abstr. in J. R. Micr. Soc. 1890, pt. 6, No. 79, p. 730.

Consists of an introduction containing a diagnosis of the genus and a historical account of it, followed by a list of all the species of earlier writers, which the author looks upon as belonging to the genus *Stelletta*. An analytical portion containing detailed descriptions of 4 species. A synthetical portion describing the characteristics of the genus *Stelletta*; and finally a diagnosis of the Adriatic species of *Stelletta*. [Vide *infra*, Systematic.]

LO BIANCO, S. Metodi usati nella Stazione Zoologica per la Conservazione degli animali marini. MT. z. Stat. Neap. ix, Heft. iii, pp. 435, *et seq.*

Porifera, p. 445.

MAAS, OTTO. Ueber die Entwicklung des Süßwasserschwammes. Z. wiss. Zool. l (1890), Heft. 4, p. 527, Taf. xxii & xxiii. Abstrs. in J. R. Micr. Soc. 1890, pt. 6, No. 79, pp. 730 & 731, and in Am. Nat. xxiv, No. 288 (Dec., 1890), p. 1200; see also *op. cit.* No. 278 (Feb., 1890), p. 186.

[Vide *infra*, Embryology.]

MACKAY, A. H. Freshwater Sponges of Canada and Newfoundland. J. R. Micr. Soc. 1890, pt. 5, No. 78, p. 614. Abstr. of paper in Tr. Soc. Canada, Sec. iv, 1889, pp. 85-95, 1 pl.

MARCHAL, PAUL. L'Acide Urique et la Fonction Renale chez les Invertébrés. Mém. Soc. Zool. iii, pt. 1 (1889), pp. 33-87.

Sponges, Cœlenterates, and Echinoderms, pp. 42 & 43. Uric acid has been sought for in these groups, but with negative results. [A *résumé* of all previous researches given. No new observations on Sponges.]

VON MARENZELLER, EMIL. Deutsche Benennungen für Poriferen, Cœlenteraten, Echinodermen, und Würmer. Verh. z.-b. Wien, xl, Qrt. ii, 1890, pp. 177-184.

Sponges, p. 179.

NOLL, F. C. Beiträge zur Naturgeschichte der Kieselschwämme.
I. *Desmacidon bosei*, Noll, mit Hinweisen auf *Craniella carnosa*,
Rüppel, und *Spongilla fragilis*, Leidy. Z. wiss. Mikr. vii, 1890,
pp. 497 & 498.

Account of the methods used and published in the paper in *Abh. Senck. Ges.* xv, 1888.

PERRIER, EDMOND. Sur les services que l'Embryogénie peut rendre à la
Classification. C.R. Congrès Internat. Zool. Paris : 1889, pp. 179-
203.

Embryology of Sponges and Echinoderms discussed, pp. 181 & 182.
Five zoological series are to be recognised :—(1) Sponges ; (2) Polyps ;
(3) Echinoderms ; (4) Arthropods ; (5) Nephridiata (Nephridiés), com-
prising Rotifers, *Bryozoa*, *Brachiopoda*, Annelids, Platyhelminthes,
Molluscs, *Tunicata*, and *Vertebrata* (p. 187). Sponges and Polyps not to
be united as *Cœlenterata*, p. 188.

*POCTA, PHIL. Ueber einige Spongien aus dem Cuvieri-Pläner von
Paderborn. J. Geol. Ges. xlii, Heft 2, pp. 217-232.

26 species described, 7 of them new.

POTTS, E. Freshwater Sponges of Florida. J. R. Micr. Soc. 1890, pt. i,
No. 74, pp. 47 & 48. Abstract of paper in Tr. Wagner Inst. ii, 3 pp.
(separate copy).

SCHIMKÉWITSCH, WLADIMIR. Essai de Classification du Règne Animal.
Revue des Sciences Naturelles, publiée par la Société des Naturalistes
à St. Petersbourg (Owsjannikow) 1890, No. 2, pp. 61-65 & 102.

The Sponges are classified with *Cœlenterata* as *Radiata*. Their middle
germ-layer is not comparable either with mesoderm or mesenchyme, but
is a formation *sui generis* (parenchyme).

SCHULZE, F. E. Ueber die Bezeichnung der Spongiennadeln. *Abh. Ak.*
Berl. 1889 (1890), ii, pp. 1-35.

After a short introductory account of Sponge spicules and of the rules
according to which a system of nomenclature should be drawn up, a list
is given of names of spicules in five columns. The first column contains
the names of the spicules ; the second their definitions ; the third, facts
as to their distribution ; the fourth illustrations of spicules from par-
ticular Sponges, as examples of the names ; while column 5 has the name
of the Sponge from which the example is taken.

SOVINSKY, W. Sur les Spongillidæ du Dnièpre. *Revue des Sciences*
Naturelles, publiée par la Société des Naturalistes at St. Petersbourg
(Owsjannikow), 1890, No. 4, pp. 153-163 & 199.

A detailed description of 5 species (*Euspongilla lacustris*, Auct. ;
Spongilla fragilis, Leidy ; *Ephydatia fluviatilis*, Auct. ; *Ephydatia mülleri*,
Lieberkühn ; *Trochospongilla erinaceus*, Ehrenberg), more or less character-
istic of the Dnièpre, near Kiev.

STEWART, WILLIAM. Exhibit of specimen of *Euspongia officinalis* var. ? from Florida. P. N. H. Soc. Glasg. ii (n.s.), pt. ii, 1890, p. 1.

TOPSENT, E. (1) Notice préliminaire sur les Spongiaires recueillis durant les campagnes de l'Hirondelle. 1^{er} Article. Bull. Soc. Z. Fr. xv, No. 2 (Feb., 1890), pp. 26-32.

In the three voyages, 163 species of Sponges were collected, of which 54 were new to science. In the expedition to the Azores, 118 Sponges were collected, of which 37 were new. The following are the Sponges found, which deserve special mention :—

HEXACTINELLIDA.—*Asconema setubalense*, S. K., coasts of Asturias, 300 mètres ; and not far from Terre Neuve, 1267 mètres. *Farrea occa*, Crtr., and *Aphrocallistes ramosus*, Schulze, near Azores, 927 mètres. At the Azores in 1888 were taken 12 species, among which were *Rhabdodictya delicatum*, O. S., and *Hertwigia falcifera*, O. S., besides 3 new species.

TETRACTINELLIDA.—*Stryphnus ponderosus*, Bwk., *Stelletta collingsii*, Bwk., and *Cydonium glariosium*, Soll., from coasts of Asturias. Also *Dragmastra normanni*, Soll., *Sphinctrella ornata*, Soll., *S. horrida*, O. S., *Calthropella simplex*, Soll., *Erylus transiens*, Crtr., *Isops globa*, O. S., *I. pachydermata*, Soll., *Stryphnus fortis*, Vosm., *Pæcillaster crassiusculus*, Soll. ; new species of *Thenea* and *Craniella*, and *Pachastrella abyssii*, O. S.

LITHISTIDA.—*Macandrewia azorica*, Crtr., 454 mètres ; *Azoria pfeifferæ*, Crtr., 454 mètres ; *Racodiscula clava*, O. S., 736 mètres ; *Siphonidium ramosum*, 736 mètres : all from Azores.

GUMMINEÆ.—*Chondrilla nucula*, O. S., *Chondrosia plebeia*, O. S., Azores, 736 mètres.

MONAXONIDÆ.—106 species, 45 new. Interesting forms are—*Esperella placoides*, Crtr., near Terre Neuve, 1267 mètres, = *E. murrayi*, R. & D., *Axinella egregia*, Ridl., from N. coast of Spain, 134 mètres. Numerous specimens of *Tentorium semisuberites*, O. S., *Esperella lingua*, Bwk., *Melonanchora elliptica*, Crtr., *Axinella erecta*, Crtr., *Trichostemma sarsii*, R. & D., *Suberites caminatus*, R. & D. From the Azores—*Rhizochalina fistulosa*, Bwk., *Desmacidon tunicata*, O. S., *Suberotelites mercator*, O. S., *Latrunculia cratera*, Boc., *Plocamia coriacea* var. *elegans*, R. & D., *Hymenaphia viridis*, Tops., &c.

The new genera and species of *Monaxonida* are then described [*vide infra*, Systematic].

— (2) Notice préliminaire sur les Spongiaires recueillis durant les campagnes de l'Hirondelle (2^{ième} Article). Bull. Soc. Z. Fr. xv, No. 2 (Feb., 1890), pp. 65-71.

Continues the description of new Sponges, *Monaxonida*, *Tetractinellida*, and *Hexactinellida* [*vide infra*, Systematic].

— (3) Éponges de la Manche. Mém. Soc. Zool. iii, pts. 2 & 3, 1890, pp. 195-205.

9 species to be added to his former lists : *Tethyspira spinosa*, n. g. (*Tethea spinosa*, Bwk.), *Axinella (Isodictya) dissimilis*, Bwk., *Reniera* 1890. [VOL. XXVII.]

peachii, Bwk., *Suberites sulphurea* (Bean), Gray, *S. tenuicula* (Bwk.), Crtr., *Microciona spinosus*, Crtr., *M. strepsitoxa*, Hope, *Spanioplon armatura*, Bwk., *Aplysilla sulphurea*, F. E. S. A general list is given of Sponges collected at the zoological station of Luc, pp. 200-202. This list, with Bowerbank's Sponges, makes up 111 species in the Channel; 44 of these have not been found since Bowerbank. To these species must be added others, known since Bowerbank's work to inhabit the Channel, which bring up the list to 144 species; to which must be added further several Mediterranean Sponges and others, altogether 25 more species.

[TOPSENT, E.] (4) Étude de Spongiaires. Rev. Biol. ii, No. 8 (May, 1890), pp. 289-298, 2 figs. in the text.

I. Observations on some species of the genus *Raspailia*, Nardo. II. Description of a soft Lithistid (*Kaliapsis permollis*, n. g. & sp.), from La Reunion (pp. 294-296, & woodcut). III. Frequent breaking away of the walls of the efferent canals of *Pachymatisma johnstonia*, Bwk. [Vide *infra*.]

— (5) Sur la Distribution Géographique de quelques *Microsclerophora*. Bull. Soc. Z. Fr. xv, No. 10 (Dec., 1890), pp. 231-233.

1. *Placina monolopha*, F. E. S., from Trieste, Lesina, Naples, and Roscoff. 2. *P. dilopha*, F. E. S., from Trieste and Baudol, Mediterranean Coast of France. 3. *P. trilopha*, F. E. S., Naples and Baudol. 4. *Corticium candelabrum*, O. S., at Sebenico, Lesina, Naples, Cébu, and Ponapé.

— (6) Contribution à l'Étude des Clionides. Arch. Z. expér. v bis, Supplémentaire (1887-1890), Mém. iv, pp. 1-165, pls. i-vii.

The work consists of a historical introduction and three parts. The first part treats of the Boring Sponges (*Clionidæ*) and is subdivided into three chapters, containing respectively: Anatomical and histological studies of certain *Clionæ*, observations on their biology, and a revision of the family *Clionidæ*, with descriptions of 5 new species. In the second part the *Renierinæ* are anatomically and systematically studied. In the third part the affinities of the *Clionidæ* are discussed. Finally, in an appendix, is given a list of the Sponges of the zoological station of Luc, with descriptions of 4 new species, and notes on the time of breeding. [Vide *infra*.]

— (7) Additions à la Faune des Spongiaires de Luc. Bull. Soc. L. Norm. (4) iii, pp. 53-60.

VOSMAER, G. C. J. (1) Note on the Metamorphosis of the Sponge larva. Tijdschr. Nederl. Dierk. Ver. (2) ii, Afl. 4, pp. 287-289, pl. xiv. Abstr. in J. R. Micr. Soc. 1890, pt. 2, No. 75, p. 193.

[Vide *infra*, Embryology.]

— (2) Notes on some Species of *Stelletta* and other Genera allied to it. Tijdschr. Nederl. Dierk. Ver. (2) iii, Afl. 1, pp. 35-37.

[Vide *infra*, Systematic.]

- WEBER, MAX. *Spongillida* des Indischen Archipels. Zool. Ergebnisse einer Reise in Niederländisch Ost-Indien, Heft. 1, pp. 30-47, 1 pl.
4 new species described.
- WHITELEGGE, THOMAS. List of the Marine and Freshwater Invertebrate Fauna of Port Jackson and the Neighbourhood. J. R. Soc. N.S.W. xxiii, pt. 2 (1889), pp. 163-323.
Sponges, pp. 178-187.
- WOOLMAN, LEWIS. Marine and Freshwater Diatoms and Sponge Spicules from the Delaware River Clays of Philadelphia. P. Ac. Philad. 1890, pt. 2 (April-Sept.), pp. 189-191.
Many of the spicules were "of the pin-head forms characteristic of salt water."
- ZYKOFF. (1) Einiges über die Spongilliden der Umgegend von Moskau. Zool. Anz. xiii (1890). No. 342.
- (2) Notice sur les Spongillides des Environs de Moscow. Bull. Mosc. 1890, No. 1, pp. 170-172.
Occurrence of *Spongilla lacustris*, Carter, and *Ephydatia fluviatilis*, auct., in the neighbourhood of Moscow.

ANATOMY, HISTOLOGY, MORPHOLOGY, AND PHYLOGENY.

CHATIN has studied the cell nucleus in *Leucosolenia coriacea*, *Ascandra variabilis*, *Sycandra ciliata*, *Pencillaria mammillaris*, and *Microciona armata*. The shape of the nucleus varies, but it is rarely branched. The nuclear membrane is often very visible. The interior of the nucleus is formed of a plasmatic substance, in which the nuclein is arranged either in fragments or in filaments aggregated towards the border of the nucleus, or in irregularly scattered nucleoli. In its morphographic character the Sponge nucleus resembles that of *Protozoa*.

DENDY (1) describes the anatomy of a number of Chalinine Sponges, and points out this family is interesting—(1) because they afford excellent illustrations of the great variability in external form to which Sponges living in shallow water, or comparatively shallow water, are subject; and (2) because they illustrate in a very striking way the manner in which the siliceous spicules gradually degenerate, and ultimately vanish as the horny skeleton becomes more and more strongly developed. Hence, it is impossible to draw a sharp line of distinction between *Chalininae* and the so-called *Keratosa*.

DENDY (2) asserts, against Von Lendenfeld, the existence of "Sollas's membrane," which he could easily distinguish in *Stelospongius stabelliformis*, Carter. The author then disputes Polejæff's view, that the idea of a close relationship between *Keratosa* and *Homorhaphidae*, esp. *Chalininae*, must be abandoned, and that the horny Sponges are a palæontologically ancient group. In the genus *Siphonochalina* there is a well marked

gradation, showing how a siliceous skeleton with scarcely any spongin may be replaced by a horny skeleton with only a trace of spicules. Hence, it can scarcely be doubted that some horny Sponges, at least, are descendants of siliceous *Chalininae*.

FOL finds that the filaments of *Hircinia* are an integral part of the Sponge. They arise from bands of fusiform cells, evidently belonging to the connective tissue of the Sponge, which atrophy after producing the fibril.

VON LENDENFELD (10) gives a description of the chones in the genus *Stelletta* (pp. 61 & 62).

PERRIER & SCHIMKÉWITSCH discuss the zoological position of Sponges as a class, arriving at very opposite conclusions.

TOPSENT (4) has found that in cutting specimens of *Pachymatisma johnstonia*, Bwk., it was often possible to dissect away and extract from the large efferent canals a ramified system of whitish tubes, opening to the interior by as many openings as the specimen had oscula. This was due to a partial breaking away of the walls of the efferent canals.

TOPSENT (6) describes very thoroughly the anatomy and histology of some species of the genus *Cliona*, and of a number of *Renierinae* belonging to the genera *Reniera*, *Amorphina*, and *Dendoryx*. In all these forms he finds four kinds of cellular elements:—(1) Contractile cells, under which category are to be included the elements which have been termed cells of the ectoderm and endoderm, fibrous cells, or contractile mesoderm cells. These cells clothe the walls of the canals and occupy all points where alternate contraction and relaxation is necessary. Where this is not the case they may be replaced by a cuticle. (2) Vibratile cells (collared cells); in *Cliona* the cells are united to one another by their collars. (3) Connective tissue cells, actively amœboid, and united to neighbouring cells by their pseudopodia. They often contain reserve material. (4) Pigmented digestive cells, which are amœboid and ingest food particles; these are also the reproductive cells, and become ova or spermatozoa. (1) and (2) constitute the ectoderm and endoderm, (3) and (4) the mesoderm. The author has also observed these four kinds of cell elements in other siliceous Sponges (p. 122), and believes that all Silicosponges have the same histological composition.

Cliona celata is investigated in its three forms, the boring, incrusting, and raphyroid (= *Raphyrus griffithsii*, Bwk.). The author finds in the genus *Cliona*, typically, three kinds of spicules, for which Bowerbank's terms, "essential skeletal spicula," "tension spicula," and "spicula of the membranes" are used. Only one or two of these three kinds may be present. Use is made of their modifications for sub-dividing the genus *Cliona*. [*Vide infra*, Systematic.]

After a summary of former views as to the affinities of the *Clionidæ*, the author concludes that they are true *Corticatæ*, and form in this group a natural family of equal importance with *Tethyadæ*, *Ancorinæ*, or *Geodiæ*.

The author considers pores and oscula as essentially similar structures, and disagrees with the view that in a Sponge with many oscula, each osculum is the sign of a *Spongozoon*. Description of spermatozoa of *Reniera simulans*, p. 103 ; of *Amorphina panicea* and *coalita*, p. 112.

EMBRYOLOGY.

DELAGÉ finds that in the larva of *Esperella* the ciliated cells do not constitute the superficial layer of the body, but they are covered by an external layer of cells, representing the ectoderm, which are much larger than the ciliated cells, and rounded. These ectoderm cells do not touch one another but form a discontinuous layer. The central mass of the larva is formed of scleroblasts, connective tissue cells, and large cells with a clear nucleus, the mother cells of the chambers. The ciliated cells represent the endoderm. They travel to the interior and clothe the canals. The chambers are not endodermic, but formed in the manner of schizocoelic lacunes, lined by mesoderm. The larva fixes itself by any point of the surface of the body.

The larva of a siliceous Sponge may be compared to that of a Sycon, in which the ectoderm, instead of being localized at one pole, is spread as a thin discontinuous layer over the ciliated cells. The endoderm cells, instead of being invaginated *en masse*, leave the surface singly.

DENDY (3) describes the pseudogastrula stage in *Grantia labyrinthica*, = *Teichonella labyrinthica*, Carter. The embryo lies in a cavity in the maternal tissues, which is lined by a distinct layer of flattened endothelium, and is situated in the thin layer of mesoderm between the ciliated chamber and the spicules. The embryo is so placed that the ovoid granular cells are turned towards the spicules, and the columnar endoderm towards the flagellated chamber. As the embryo grows, it causes the collared epithelium of the chamber to bulge out into the flagellated chamber, and form a kind of blister. The opposite side of the embryo, turned towards the layer of spicules, becomes flattened. In the youngest embryos (fig. 1) the ovoid granular cells form a single layer, and the segmentation cavity contains finely granular, gelatinous-looking tissue, in which are visible nuclei, probably mesodermal, but of uncertain origin. As development goes on, the granular cells proliferate rapidly, and occupy more space, and hence, as they cannot project outwards, owing to the rigid layer of spicules beneath them, they become invaginated, and give rise to the pseudogastrula. The pseudogastrula is thus due to a mechanical invagination of the layer of granular cells caused by their active growth, and the peculiar situation of the embryo. These cells now form a layer several cells thick. The embryo is now set free by the rupture of the wall of the flagellated chamber. The segmentation cavity is at this stage reduced to a mere slit, but when set free the embryo becomes nearly spherical, and the granular cells form a hemispherical mass composed of (1) an external single layer of clearer cubical cells ; (2) an internal mass of granular cells, more or less polygonal from mutual

pressure (fig. 5). The internal mass (2) is believed by the author to represent a supply of food enabling the larva to wander for a long distance without becoming fixed, and to have nothing to do with mesoderm, which arose much earlier, and though hidden by the later-formed food-yolk, is doubtless still there, giving rise to the spicules observed by Metschnikoff.

MAAS describes the development of the freshwater Sponge. The ovum is full of yolk granules. The segmentation, which takes place within the maternal follicle, is total and regular, leading to the formation of a morula of about sixty-four cells. The internal cavity of the embryo arises as a sinking-in at one pole of the morula, when its cells are still similar in structure to the ovum. Rapid cell division, accompanied by differentiation of the tissues, then takes place. The peripheral cells of the embryo become columnar ectoderm cells, arranged in an epithelium. The cavity of the embryo is lined by a distinct layer of cubical endoderm cells, heaped together in some places, and in others sending processes into the inner mass of mesoderm cells, to form the rudiments of the flagellated chambers. The mesoderm consists of (1) large cells still containing yolk; (2) cells without yolk, resembling later connective tissue cells; (3) scleroblasts. As the embryo grows, (1) gradually disappear, and the ground substance appears, perhaps secreted intracellularly. The flagellated chambers arise by further differentiation of the endoderm cells lining the cavity. The ectoderm cells acquire flagella, and the larva is set free. It swims with the pole of the cavity directed forwards. It has a well-differentiated mesoderm, and flagellated chambers lined by collar cells opening into the central cavity, but there are no pores or oscula.

The larva fixes by the pole of the cavity, and becomes flattened out into a crust. The ectoderm cells flatten out and lose their flagella, and then become amœboid, and throw out pseudopodia at the margins of the Sponge, but still remain perfectly continuous, with the general ectoderm covering all the tissues and the spicules. The play of the pseudopodia gradually ceases, and at the same time the inhalent canals arise by dipping of the ectoderm to meet the flagellated chambers, which have been brought near the surface by the flattening of the Sponge. The osculum arises as a breaking through of the primitive cavity of the embryo to the interior. The primitive cavity becomes the exhalent system.

TOPSENT (6) describes in *Cliona vastifica* a method of reproduction by means of gemmules (p. 52). The author also has observations on the embryos of *Reniera rosea* (pp. 99, *et seq.*), *R. simulans* (p. 104), *Amorphina panicea* (p. 112), *Dendoryx dujardini* (pp. 116, *et seq.*). In *Reniera* the embryos acquire, before the appearance of the cilia, a cap of pigment at one pole, which is wanting in the embryos of the genera *Amorphina* and *Dendoryx*. In the appendix, the author notes the breeding season of many of the Sponges to be found at the zoological station of Luc, and gives a list of the Sponges which set free their embryos in each month from June to October inclusive.

VOSMAER (1) has observed the larva and metamorphosis of a Sponge, probably belonging to the genus *Myxilla*. The larva consists of a "ceno-blastem" covered by flagellated epithelium, except on a region comprising about $\frac{1}{7}$ th to $\frac{1}{8}$ th of the surface, where it is covered by cubical non-ciliated cells. Under the flagellated cells are some layers of minute rounded cells. Under the cubical cells are gland cells, sending processes up between the epithelial cells. The larva fixes itself at the non-ciliated region by the help of the secretion of the gland cells. The flagellated epithelium changes into a flat pavement epithelium, and is not thrown off. Gland cells, similar to those which fixed the larva, secrete the slime covering the surface of the adult Sponge. Fissures arise in the central mass, forming the subdermal cavities and ciliated chambers. After this the spicules arrange themselves in bundles, and the first traces of spongin become visible.

PHYSIOLOGY.

MARCHAL (nothing new).

TOPSENT (6) finds that in *Clionida* and other Silicosponges, food-particles are ingested by amoeboid digestive cells, which emit lobose pseudopodia, and can take in even whole diatoms. When a *Cliona* is fed with suspended carmine, the digestive cells ingest a great quantity of granules; the vibratile (collared) cells ingest none.

The author also discusses the irritability and vitality of *Clionæ*. A lowering of temperature to 0° C., causes them to contract their papillæ energetically, to open them again when the temperature rises. Their vitality is very great.

BIOLOGY.

MAAS describes the swimming of larvæ of *Spongilla* in a screw-like manner through the water (p. 538), and their marked avoidance of light (p. 539).

TOPSENT (6) attacks the problem as to how a *Cliona* is able to perforate shells, stones, &c. To throw light on this question he makes a careful study of an oyster-shell perforated by the Sponge. He finds that the calcareous matter is removed in little pieces, of which the newly-exposed surface is rounded. Layers of conchiolin are no obstacle to the progress of the Sponge, which removes the conchiolin in little polygonal prisms, of the same height as the thickness of the layer if it be thin; but if the conchiolin form a thick layer, it is removed in the same manner as the calcareous matter. The fact that the Sponge perforates conchiolin as easily as lime leads the author to doubt the use of an acid in effecting the excavations. No indications of any special means of perforation could be found in the borings of the *Cliona*. The surface of the Sponge in contact with the excavations is bounded by a continuous layer of contractile (*i.e.*, ectoderm) cells in the normal manner, and the greenish-

yellow filaments in the calcareous matter, supposed by NASSONOW to be prolongations of the Sponge-body, are shown to be vegetable parasites, having no connection with the Sponge. The author then reviews and criticizes the hypotheses of earlier writers on this subject, arriving only at negative conclusions himself.

The author further discusses the harmful effects of the *Cliona* on oyster culture, and how oysters may be protected against them. Since the Sponge only attacks oysters of more than two years growth, it is suggested that a sort of filter of old shells should be placed at the entrance of the tanks in which the oysters are placed to ripen in the months of September and October, to attract and arrest Sponge-embryos. Further, that the oysters should be examined frequently, and infected specimens plunged into fresh water to kill the Sponge, care being taken to make the oyster close its shell first.

DISTRIBUTION

IN SPACE AND TIME.

See V. DALLA TORRE, DENDY (1) (*Chalininae*), GAUDRY, GIARD, HANITSCH, HINDE, POČTA, SOVINSKY (*Spongillidae*), TOPSENT (1), TOPSENT (2), TOPSENT (3), TOPSENT (4), TOPSENT (5) (*Microsclerophora*), TOPSENT (6), TOPSENT (7), WEBER (*Spongillidae*), WHITELEGGE, ZYKOFF (*Spongillidae*).

METHODS OF PRESERVATION, INVESTIGATION, ETC.

See LO BIANCO, pp. 445, *et. seq.*, CHATIN, p. 889, MAAS, pp. 529-531, NOLL, pp. 497 & 498, VOSMAER (1).

SYSTEMATIC.

I. CALCAREA.

New species :—

Leucaltis impressa, n. sp., HANITSCH, pp. 234-236, pl. xv, fig. 3.

Leucandra balearica, Lac., n. var. *Linaresi*, GIARD, p. 71, footnote.

DENDY (3) finds that *Teichonella labyrinthica*, Carter, is a true *Sycon*, and terms it provisionally *Grantia labyrinthica*.

GIARD finds that *Ascandra variabilis* is distinct from *A. contorta*, and not identical, as Barrois supposed.

II. HEXACTINELLIDA.

New species :—

Chonelasma schulzei, n. sp., TOPSENT (2) p. 70.

Hexactinella grimaldii, n. sp., *id.* (2) p. 71.

Periphragella lusitanica, n. sp., *id.* (2) p. 70.

III. TETRACTINELLIDA, MONAXONIDA, KERATOSA,
AND MYXOSPONGIÆ.

(a) New or emended genera :—

Ancorina to be retained provisionally ; VOSMAER (2).

Biemma, Gray, 1867, emend. TOPSENT, (1) p. 32, for *Halichondria inornata*, Bwk., *H. corrugata*, Bwk., and 3 new species.

Dendoryx, Gray, emend. TOPSENT (6), to include *Dendoryx incrustans*, Gray (type) ; *Hymeniacionon dujardini*, Bwk.

Euryphyllæ, Duch. & Mich. to be suppressed ; TOPSENT, (6) p. 90.

√ *Joyeuxia*, n. g., TOPSENT, (1) p. 29, for *J. viridis*, n. sp.

√ *Kaliapsis*, n. g., *id.* (4) pp. 294–296, with woodcut, for *K. permollis*, n. sp.

Penares, Gray, has the priority over *Papyrula*, O. S., to which Sollas referred *Stelletta helleri*, O. S. This Sponge must therefore stand as *Penares helleri*, O. S. ; VOSMAER (2).

√ *Pytheas*, n. g., TOPSENT, (1) p. 31, for *P. atra*, n. sp.

√ *Rhabderamia*, n. g., *id.* (1) p. 28, for *Microciona pusilla*, Carter, *M. interta*, Carter, and a new species [*vide infra*].

√ *Rhaxella*, n. g., HINDE, for a new fossil species, *R. perforata*.

√ *Sarcomus*, n. g., FOL, for *S. georgi*, n. sp.

√ *Spanioplou*, n. g., TOPSENT, (1) p. 31, for *Hymeniacionon armatura*, Bwk., *Isodictya trunca*, Bwk., and a new species, *S. fertilis*.

Stelletta, emend. VON LENDENFELD (10), to include :—

Ancorina fibrosa, O. S.

Ancorina simplicissima, O. S.

Anthastra æruginosa, Sollas.

Anthastra communis, Sollas.

Anthastra mammilliformis, Sollas.

Anthastra parvispicula, Sollas.

Anthastra pulchra, Sollas.

Anthastra pyriformis, Sollas.

Anthastra ridleyi, Sollas.

Anthastra vosmæri, Sollas.

Astrella anceps, Sollas.

Astrella pumex, Sollas.

Aurora globostellata, Sollas.

Aurora reticulata, Sollas.

Collingsia schmidtii, Gray.

Dragmastra normani, Sollas.

Ecionema coactura, Bwk.

Myriastra ? *Anthastra* ? *tethyopsis*,
Sollas.

Myriastra clavosa, Sollas.

Myriastra clavosa var. *quadrata*,
Sollas.

Myriastra crassicula, Sollas.

Myriastra simplicifurca, Sollas.

Myriastra simplicissima, Sollas.

Myriastra subtilis, Sollas.

Myriastra toxodonta, Sollas.

Pilochrota anancora, Sollas.

Pilochrota cingalensis, Sollas.

Pilochrota crassispicula, Sollas.

Pilochrota fibrosa, Sollas.

Pilochrota gigas, Sollas.

Pilochrota haeckelii, Sollas.

Pilochrota lactea, Sollas.

Pilochrota lendenfeldii, Sollas.

Pilochrota mosleyi, Sollas.

Pilochrota pachydermata, Sollas.

Pilochrota purpurea var. *longan-*
cora, Sollas.

Pilochrota tenuispicula, Sollas.

Tethya schmidtii, Bwk.

Together with numerous species of *Stelletta*, described by Schmidt, Ridley, Sollas, Carter, and Marenzeller.

Stryphnus, Sollas, emend. VOSMAER (2), to include *Stelletta mucronata*, O. S.

↓ *Tethyspira*, n. g., TOPSENT, (3) pp. 195-197, for *Tethea spinosa*, Bwk.

↓ *Thorecta*, Von Lndfld., see DENDY (2) and VON LENDENFELD (2).

↓ *Yvesia*, n. g., TOPSENT, (1) p. 29, for *Halichondria albula*, Bwk., *Sclerilla dura*, Hansen, *S. arctica*, Hansen, and 8 new species [*vide infra*].

VON LENDENFELD (10) gives a diagnosis of the genus *Stelletta* and its characteristics.

TOPSENT (6) gives definitions of the genera *Dendoryx*, *Amorphina*, and *Reniera* (pp. 120 & 121). He divides the genus *Cliona* into *Euclionæ* and *Paraclionæ*. In the former the three kinds of spicules, or as many of them as may be present, retain their typical form; in the latter, one of them is modified in form.

(b) New, emended, or redescribed species.

Amorphina connexa, ? n. sp., an *Amorphina angulata typica*; TOPSENT, (6) pp. 144 & 145, pl. vi, fig. 15. The author concludes that: (1) either there is a single species, *Amorphina angulata*, of which Bowerbank's two species (*Halichondria angulata* and *H. couchii*) are varieties; or, (2) there are three distinct species—*Amorphina angulata*, *A. couchii*, and *A. connexa*, n. sp.

Amphilectus incrustans, Johnston; for description of spiculation and skeleton, see HANITSCH, p. 205.

Artemisina transiens, n. sp., TOPSENT, (2) p. 66.

Azinella mammillata, n. sp., HANITSCH, pp. 209-212, pl. x, figs. 3-5.

Biemma grimaldii, n. sp., TOPSENT, (1) p. 32.

Biemma chevreuxii, n. sp., *id.* (1) p. 32.

Biemma dantzenbergi, n. sp., *id.* (1) p. 32.

Chalina gracilenta, Bwk., and *C. montagui*, Johnston; for descriptions of spiculation and skeleton, see HANITSCH, pp. 200 & 201.

Characella sollasii, n. sp., TOPSENT, (2) p. 70.

Clathria seriata, Johnston; for description of skeleton and spiculation see HANITSCH, p. 207.

Cliona carpenteri, Hancock; for description see TOPSENT, (6) p. 77, pl. vii, fig. 4.

Cliona celata, Grant; for full description see TOPSENT, (6) pp. 18-44, pl. vii, fig. 1, &c. For description of spicules and skeleton, see HANITSCH, pp. 217 & 218, pl. xi, fig. 2, and pl. xii.

Cliona euryphyllæ, n. sp., TOPSENT, (6) p. 82, pl. vii, fig. 5; perhaps identical with *Euryphyllæ latens*, Duch. & Mich.; *loc. cit.* p. 90.

Cliona gracilis, Hancock; for description see TOPSENT, (6) p. 77.

Cliona labyrinthica, Hancock; for description see TOPSENT, (6) p. 79.

Cliona leseurei, n. sp., TOPSENT, (6) p. 80, pl. vii, fig. 8.

Clionu lobata, Hancock; for description see TOPSENT, (6) pp. 57-59, pl. vii, fig. 2.

Cliona michelini, n. sp., TOPSENT, (6) p. 79, pl. vii, fig. 7.

Cliona millepunctata, Hancock; for description see TOPSENT, (6) p. 78.

Cliona quadrata, Hancock; for description see TOPSENT, (6) pp. 78 & 79.

- Cliona thoošina*, n. sp., TOPSENT, (6) p. 80, pl. vii, fig. 6.
- Cliona vastifica*, Hancock, emend. TOPSENT, (6) pp. 46-57, pl. vii, fig. 3 ; to include *C. vastifica*, Hancock, and *C. northumbrica*, Hancock.
- Cliona gorgonoides*, Hancock, and *Cliona linearis*, Sollas, to be classed as varieties of *Cliona celata*, Grant, see TOPSENT, (6) p. 76.
- Dendoryx pectinata*, n. sp., TOPSENT, (2) p. 66.
- Desmacella aberrans*, n. sp., *id.* (2) p. 67.
- Epallax incrustans*, n. sp., *id.* (2) p. 68.
- Ephydatia fluviatilis*, auct., and *E. mülleri*, Lieberkühn ; for description see SOVINSKY.
- Erylus nummulifer*, n. sp., TOPSENT, (2) p. 70.
- Esperella floream*, Bwk.; for description of spiculation and skeleton see HANITSCH, pp. 202 & 203.
- Esperiopsis columnata*, n. sp., TOPSENT, (2) p. 67.
- Esperiopsis polymorpha*, n. sp., *id.* (2) p. 67.
- Esperiopsis prædita*, n. sp., *id.* (2) p. 67.
- Euspongilla lacustris*, auct. ; for description see SOVINSKY.
- Forcepia versatilis*, n. sp., TOPSENT, (2) p. 66.
- Gellius macrosigma*, n. sp., *id.* (2) p. 65.
- Halichondria leuconoides*, n. sp., *id.* (2) p. 65.
- Halisarca rubra*, n. sp., HANITSCH, pp. 196 & 197, pl. x, figs. 1 & 2.
- Hymedesmia zetlandica*, Bwk. ; for description see TOPSENT, (6) pp. 142 & 143.
- Hymeraphia minax*, n. sp., *id.* (6) pp. 141 & 142, pl. vi, fig. 17.
- Hymeraphia tuberosocapitata*, n. sp., *id.* (2) p. 68.
- Joyeuxia viridis*, n. g. & sp., *id.* (1) p. 29.
- Kaliapsis permollis*, n. g. & sp., *id.* (4) pp. 294-296, with woodcut.
- Latrunculia insignis*, n. sp., *id.* (2) p. 69.
- Myxilla pecqueryi*, n. sp., TOPSENT, (2) p. 67.
- Pachastrella debilis*, n. sp., *id.* (2) p. 70.
- Pachychalina variabilis*, n. sp., DENDY, (1) p. 353, pl. lviii, fig. 3, pl. lx, fig. 2.
- Phakellia hirondelei*, n. sp., TOPSENT, (2) p. 65.
- Plumohalichondria atrasanguinea*, Bwk. ; for description of skeleton and spiculation see HANITSCH, pp. 209 & 210.
- Plumohalichondria dendyi*, n. sp., TOPSENT, (2) p. 68.
- Pytheas atra*, n. g. & sp., *id.* (1) p. 31.
- Raphiodesma aculeatum*, n. sp., *id.* (6) p. 152, pl. vi, fig. 14.
- Raspailia*. TOPSENT (4) finds that *R. viminalis*, O. S., is not identical with *L. ventilabrum*, Bwk., as supposed by Hanitsch, or with *R. hispida*, Bwk., as supposed by Schmidt ; but that the three species are quite distinct. Further, that *R. fascicularis*, Bwk., is quite distinct from *R. stelligera*, O. S., with which Oscar Schmidt had identified it. But *R. stelligera*, O. S., is identical with *R. stuposa*, Montague. Bowerbank confounded under *R. stuposa*, two quite distinct Sponges, viz., *R. stuposa*, Mont., and *R. rigida*, Mont. The latter name must be resuscitated for the Sponge

termed *R. stelligera*, O. S., by Hanitsch. The author gives the following list of species :—

R. stuposa, Mont., = *Dictyocylindrus stuposus*, Bwk.; *R. rigida*, Mont., = *R. stelligera*, Hanitsch; *R. fascicularis*, Bwk. (*Dictyocylindrus fascicularis*, Bwk.); *R. ventilabrum*, Bwk. (*Dictyocylindrus ventilabrum*, Bwk.), = *R. viminalis*, Hanitsch; *R. hispida*, Mont. (*Dictyocylindrus hispidus*, Bwk.); *R. viminalis*, O. S.

Raspailia (Syringella) falcifera, n. sp., TOPSENT, (6) p. 152, pl. vi, fig. 14.

Reniera filholi, n. sp., *id.* (2) p. 65.

Reniera ingalli, Bwk.; for description of skeleton and spiculation see HANITSCH, p. 199.

Reniera viscosa, n. sp., TOPSENT, (6) p. 149.

Rhabdercæmia guernei, n. g. & sp., *id.* (1) p. 28.

Rhaxella perforata, n. g. & sp., HINDE.

Sarcomus georgi, n. g. & sp., FOL, p. 1209.

Seiriola compacta, Hanitsch; for redescription see HANITSCH, pp. 221–227, pl. xiii, figs. 1–4. It turns out to be a Stellettid, which was incrustated by a Suberites, and belongs to the subfamily *Sanidasterinae* of the *Stellettidae*.

Siphonochalina ceratosa, n. sp., DENDY, (1) pp. 356 & 357, pl. lviii, figs. 1, 1a, & pl. lxii, fig. 2.

Siphonochalina procumbens, Carter; for description see *id.* (1) p. 355, pl. lviii, fig. 4, & pl. lxii, fig. 1.

Siphonochalina spiculosa, n. sp., *id.* (1) p. 354, pl. lviii, figs. 2, 2a, & pl. lxii, fig. 3.

Spanioplion fertilis, n. g. & sp., TOPSENT, (1) p. 31.

Spinoseella plicifera, Duch. & Mich.; for description see DENDY, (1) p. 363, pl. lviii, fig. 5, & pl. lx, fig. 1.

Spinoseella maxima, n. sp., *id.* (1) p. 365, pl. lxi.

Spinoseella sororia, Duch. & Mich.; for description see *id.* (1) p. 360, pl. lviii, fig. 7, & pl. lix, fig. 1.

Spinoseella sororia, Duch. & Mich.—

(a) n. var. *dilatata*, DENDY, (1) p. 361, pl. lviii, fig. 6, & pl. lxiii, fig. 2.

(b) n. var. *fruticosa*, *id.* (1) p. 361, pl. lix, fig. 3.

(c) n. var. *elongata*, *id.* (1) p. 362, pl. lxiii, fig. 1.

Spinoseella velata, n. sp., *id.* (1) p. 366, pl. lix, fig. 2.

Spirastrella aculeata, n. sp., TOPSENT, (2) p. 69.

Spongilla fragilis, Leidy; for description see SOVINSKY.

Stelletta :—

VON LENDENFELD (10) gives full descriptions of the following species :—

1. *S. grubei*, O. S., under which is included *S. grubei*, O. S., *S. collingsii*, (Bwk.), Sollas, *Tethya schmidtii*, Bwk., *Collingsia sarneensis*, Gray, *Stelletta anceps*, O. S. (*Astrella anceps*, Sollas).
2. *S. dorsigera*, O. S. (*Astrella dorsigera*, Sollas), including *Stelletta grubei*, Marenzeller.

3. *S. boglicii*, O. S., including *S. grubei*, Marenzeller, *Ecionema coactura*, Bwk.
4. *S. pumex*, O. S. (*Astrella pumex*, Sollas).
5. *S. hispida*, Buccich.

The author gives a diagnosis of the Adriatic species.

VOSMAER (2) agrees with Marenzeller as to the specific identity of *Stelletta dorsigera*, O. S., with *S. grubei*, O. S., and of *S. boglicii* with *S. anceps*. *S. mucronata*, O. S., may be identical with *S. carbonaria*, O. S.; but, in any case, it does not belong to the genus *Stelletta*, but to the genus *Stryphnus*, Sollas.

Suberites domuncula, Ndo.; for description of skeleton and spiculation see HANITSCH, p. 215.

Suberotelites demonstrans, n. sp., TOPSENT, (2) p. 69.

Tetilla truncata, n. sp. *id.* (2) p. 70.

Thoosa armata, n. sp., *id.* (6) pp. 89 & 90.

Thoosa hancocki, n. sp., *id.* (6) p. 89.

Thoosa radiata, n. sp., *id.* (6) pp. 89 & 90 (applied to one of the forms termed *T. bulbosa* by Hancock).

Trachyx hystrix, n. sp., *id.* (2) p. 69.

Tragosia fibrosa, n. sp., *id.* (2) p. 65.

Trochospongilla erinaceus, Ehrenberg; for description see SOVINSKY.

Yvesia guernei, n. sp., TOPSENT, (1) p. 30.

Yvesia pedunculata, n. sp. (1) p. 30.

Yvesia ridleyi, n. sp., *id.* (1) p. 30.

Yvesia hanseni, n. sp., *id.* (1) p. 30.

Yvesia pertusa, n. sp., *id.* (1) p. 31.

Yvesia richardi, n. sp., *id.* (1) p. 31.

Yvesia fallax, n. sp., *id.* (1) p. 31.

See also POČTA for descriptions of 26 species of fossil Sponges, 7 of which are new, and WEBER for descriptions of 4 new species of *Spongillida*.

PROTOZOA.

BY

CECIL WARBURTON, B.A.

I.—LIST OF PUBLICATIONS.*

- BALBIANI, E. G. (1) Sur la Structure intime du noyau du *Loxophyllum meleagris*. Zool. Anz. xiii, pp. 110-115 & 132-136, 9 figs. Abstr. in Arch. Z. expér. (2) viii, p. xv, and in J. R. Micr. Soc. 1890, p. 345.
- (2) Recherches expérimentales sur la mérotome des Infusoires ciliés. Rec. Z. Suisse, v, pp. 1-71.
- (3) Étude sur le Loxode. Ann. Micrograph. ii, pp. 401-431, 1 pl. Abstr. J. R. Micr. Soc. 1890, p. 615.
- BEDDARD, F. E. Abstract of his paper on a new Sporozoon parasitic in *Pericheta*. J. R. Micr. Soc. 1890, p. 52. [See Zool. Rec. xxvi, Prot., BEDDARD (1).]
- BERGH, R. S. Abstract of his paper on the nuclei of *Urostyla*. T. c. p. 345. [See Zool. Rec. xxvi, Prot., BERGH.]
- BORGERT, A. Ueber den Bau von *Distephanus (Dictyocha) speculum*, Ehrbg. Zool. Anz. xiii, pp. 227-231. Abstr. J. R. Micr. Soc. 1890, p. 471.
- BRADY, H. B. (1) Note on a new type of *Foraminifera*, of the Family *Chilostomellida*. [*Seabrookia*, n. g., *pellucida* n. sp.] J. R. Micr. Soc. 1890, pp. 567-571, 4 figs.
- , & PARKER, W. K. On some *Foraminifera* from the Abrolhos Bank. Tr. Z. S. xii, pp. 211-239, 8 pls.
124 species, 4 new.

* An asterisk prefixed to a quotation signifies that the Recorder has not seen the Journal or Work referred to.

- DE BRUYNE, C. Monadines et Chytridiacées, parasités des Algues du Golfe de Naples. *Arch. Biol.* x, pp. 43-104, 3 pls. *Abstr. J. R. Micr. Soc.* 1890, p. 616.
- BURROWS, H. W., SHERBORN, C. D., & BAILEY, G. *The Foraminifera of the Red Chalk of Yorkshire, Norfolk, and Lincolnshire.* *J. R. Micr. Soc.* 1890, pp. 549-566, 4 pls.
1 new species.
- *BUSCALEONI & DEMATEIS. Sul *Trichomonas intestinalis.* *Giorn. R. Accad. Med. Torino*, liii, pp. 57-62.
- BÜTSCHLI, O. (1) Ueber zwei interessante Ciliatenformen. [*Hastatella*, n. g., *radians*, n. sp. *Actinobolus radians.*] *Tag. Deut. Nat. Vers.* pp. 265 & 266.
- . (2) Weitere Mittheilungen über die Structur des Protoplasmas. *Verh. Ver. Heidelb.* iv, pp. 490-502.
The structure illustrated by reference to various Protozoan forms.
- °———. (3) Über den Bau der Bacterien und verwandten Organismen. Leipzig: 1890, 8vo, 1 pl.
- CALVIN, S. Note on some Gigantic Specimens of *Actinosphaerium eichornii.* *Am. Nat.* xxiv, p. 964.
Largest specimen measured had a diameter of 1.36 mm.
- CHATIN, J. Analysis of Maupas' paper, "Le rajeunissement karyogamique chez les Ciliés." *J. Microgr.* xiv, pp. 274-281. [See *Zool. Rec.* xxvi, *Prot.*, MAUPAS (1).]
- DANGEARD, P. A. (1) *Ophridium versatile* et ses *Zoochlorella.* *Le Botaniste* (2) i, pp. 1-14, 2 pls. *Abstr. J. R. Micr. Soc.* 1890, p. 615.
The *Zoochlorella* are true *Algae* of the *Protococcaceae.*
- . (2) Observations sur les Acinetines. *Le Botaniste* (2) i, pp. 14-29. *Abstr. J. R. Micr. Soc.* 1890, p. 615.
- . (3) Notes sur les Flagellates. *Le Botaniste* (2) i, pp. 29-33. *Abstr. J. R. Micr. Soc.* 1890, p. 615.
Flagella are homologous with *Pseudopodia.*
- . (4) Les Cryptomonadines et les Euglènes. *Le Botaniste*, i, pp. 1-38. *Abstr. J. R. Micr. Soc.* 1890, p. 615.
- DANILEWSKI, B. (1) German version of his work on the Parasites of the Blood of Birds and Tortoises. *Biol. Centralbl.* x, pp. 396-403. [See *Zool. Rec.* xxvi, *Prot.*, DANILEWSKI.]
- . (2) Abstract of his papers on Parasites of the Blood of Birds and Tortoises. *J. R. Micr. Soc.* 1890, p. 731. [See *Zool. Rec.* xxvi, *Prot.*]
- DERVIEUX, E. *La Cristellaria galea*, Fichtel e Moll. *Boll. Mus. Zool. Anat. Comp. Torino*, v, No. 81, 6 pp., 1 pl.

- DREYER, F. (1) Die Tripoli von Caltanissetta. Jen. Z. Nat. xxiv, pp. 471-548, 6 pls.
Radiolaria from Sicily, many new.
- * —. (2) Die Theorie der Biokrystallisation im Allgemeinen und die Skelett-bildungen der Polycystinen im Besonderen. Jena, B. Engau : 1890, 8vo, 40 pp.
- EISMOND, J. P. (1) Zur Frage über den Sangmechanismus bei Suctorien. Zool. Anz. xiii, pp. 721-723. See also Biol. Centralbl. x, p. 504.
- (2) Eine einfache Untersuchungsmethode für lebende Infusorien. Zool. Anz. xiii, pp. 723 & 724.
- (3) Ueber die Entwicklung der Saugröhren von *Dendrocometes paradoxus*. Biol. Centralbl. x, p. 505.
- (4) Ueber die Structur des Peristoms bei Vorticellinen. T. c. p. 255.
- ERLANGER, R. v. Zur Kenntniss einiger Infusorien. Z. wiss. Zool. xlix, pp. 649-662, 1 pl. Abstr. J. R. Micr. Soc. 1890, p. 466.
 1 new species ; new genus *Hastatella*.
- FABRE-DOMERGUE, —. (1) Sur le Système Vasculaire Contractile des Infusoires ciliés. C.R. Soc. Biol. 1890, p. 391.
- (2) Sur quelques particularités d'organisation du *Trachelius ovum*. T. c. p. 685.
- (3) Matériaux pour servir à l'histoire des Infusoires ciliés, I. Ann. Micrograph. iii, pp. 49-61.
- FENOGLIO, I. Entero-colite par *Amœba coli*. Arch. Ital. Biol. xiv, pp. 63-71.
- FIorentINI, A. (1) Intorno ai Protisti dello Stomaco dei Bovini. Pavia : 1889, 4to, 27 pp., 6 pls. [See Boll. scient. xi, pp. 87-91.]
 10 new species.
- (2) Intorno ai Protisti dell' Intestino degli Equini. Boll. scient. xii, pp. 7-17 & 51-60, 2 pls.
 4 new species ; new genera *Spirodinium*, *Triadinium*. 8 new species ; new genera *Didesmis*, *Paraisotricha*.
- (3) Sur les Protistes de l'Estomac des Bovidés. J. Microgr. xiv, pp. 23, 79, & 178, 3 pls.
- FRANZENAU, A. Die Foraminiferen-Fauna des Mergels neben dem Buda-Eörser-Weg. Math. Nat. Ber. Ung. vii, pp. 61-90.
 Several new species.
- GIARD, A. (1) Sur les Globules Polaires et les homologues de ces éléments chez les Infusoires ciliés. Bull. Sci. Fr. Belg. xxii, pp. 202-221, 5 figs.
 1890. [VOL. XXVII.]

- GOROSCHANKIN, —. Beiträge zur Kenntniss der Morphologie und Systematik der Chlamydomonaden. Bull. Mosc. 1890, pp. 498-524, 2 pls.
- GRASSI, B., & FELETTI, R. (1) Ancora sui Parassiti Malarici degli Uccelli. Boll. mens. Accad. Gioienna, Catania, Fasc. xiv; also CB. Bakt. Parasit. vii, pp. 396-401. Abstr. J. R. Micr. Soc. 1890, p. 732.
- , & —. (2) Di un' Ameba che si trova in vita libera e che potrebbe rapportarsi ai Parassiti Malarici. Boll. mens. Accad. Gioienna, Catania, Fasc. xiv; also CB. Bakt. Parasit. vii, pp. 430-435. Abstr. J. R. Micr. Soc. 1890, p. 732.
- GRUBER, A. Die Conjugation der Infusorien. Biol. Centralbl. x, pp. 136-150.
- HACHE, E. Les Coccidies dans les Cancers épithéliaux. CR. Soc. Biol. 1890, p. 637.
- HALKYARD, E. Recent *Foraminifera* of Jersey. Tr. Manch. Micr. Soc. 1889, pp. 55-72, 2 pls.
- HARTOG, M. M. *Monadina* parasitic on *Saprolegnia*. Ann. of Bot. iv, pp. 337-346. Abstr. in J. R. Micr. Soc. 1890, p. 732.
- Pseudospora* (?) *linstedtii*, n. sp.
- HENNEGUY, L. F. (1) Sur une Infusoire hétérotrophe *Fabrea salina*, n. sp. Ann. Micrograph. iii, pp. 118-136.
- (2) Contributions à l'étude de la Faune des Marais Salants. C.R. Soc. Biol. 1890, pp. 625-627.
- HENSCHER, J. Zur Naturgeschichte der Alpenseen. Ber. St. Gall. Ges. 1888-89, pp. 371-391.
- A few *Protozoa* on p. 391.
- HINDE, G. J. Notes on *Radiolaria* from the Lower Palæozoic Rocks (Llandeilo-Caradoc) of the South of Scotland. Ann. N. H. (6) vi, pp. 40-59, 2 pls.
- .23 new species.
- HOSIUS, A. Ueber die Verbreitung des Mitteloligocens westlich von der Westfälischen Kreideformation und nördlich von der Weserkette. Verh. Ver. Rheinl. xlv, pp. 51-95.
- Containing lists of *Foraminifera*; none new.
- HOWCHIN, W. The *Foraminifera* of the Older Tertiary of Australia. Tr. R. Soc. S. Austr. xii, pp. 1-21, 1 pl.
- IMHOF, O. E. (1) Notizen über die pelagische Thierwelt der Seen in Kärnthen und in der Krain. Zool. Anz. xiii, pp. 261, 347, & 372.
- (2) Notizen über die pelagische Thiere aus einem Teiche in Galizien. Zool. Anz. xiii, p. 284.
- Including *Ceratium hirundinella* and *Codonella cratera*.
- (3) Das Flagellatengenus *Dinobryon*. Zool. Anz. xiii, pp. 483-488.
- (4) Quelques représentants de la Faune Pelagique des bassins d'eau douce. Arch. Sci. Nat. xxiv, p. 522.

- ISSEL, A. Radiolaires fossiles contenus dans les cristaux d'albite. C.R. cx, pp. 420-424.
- LECLERCQ, E. Les micro-organismes intermédiaires aux deux règnes. Bull. Soc. Belg. Micr. xvi, pp. 70-131.
- MAINLAND, G. E. Note on *Actinosphaerium eichornii*. J. Quek. Club (2) iv, 25, p. 1.
- MARTIN, K. Eine neue *Orbitolina* von Santander (*O. andræci*, n. sp.). Neue Jahresb. f. Miner. Geol. Palæont. 1890, i, pp. 58-64, 1 pl.
- *MESSEA, A. Primo contributo allo studio dell' ambiente in rapporto alla vita degli Infusori ciliati. Ricerche sperimentali. Lo Spallanzani (2) xviii, pp. 174-183.
- MEUNIER, S. Recherches chimiques sur les tests fossiles de Foraminifères de Mollusques et de Crustacés. C.R. cx, pp. 597-599; Ann. N. H. (6) v, p. 487.
- MINGAZZINI, P. (1) Ricerche sulle Didymophyidæ. Atti (Rend.) Acc. Rom. (4) v, pp. 365-368. Abstr. in J. R. Micr. Soc. 1890, pp. 195 & 347.
- . (2) La Parentula dei Coccidi colle Gregarine. Boll. Soc. Nat. Napoli, iv, pp. 151-159, 7 woodcuts.
- . (3) Sullo sviluppo dei Myxosporidi. T. c. pp. 160-164.
- MÖBIUS, K. Verzeichnis der Rhizopoden der Kieler Bucht. Arch. f. Nat. 56 Jahrg. pp. 113-116.
- None new.
- MÜLLER, E. Ein Fund von *Cercomonas intestinalis* im Jejunum des Menschen. Biol. Fören. ii, pp. 42-54, 1 pl.
- *OVERTON, E. Beitrag zur Kenntniss der Gattung *Volvox*. Cassel: 1890, 8vo, 39 pp., 4 pls.
- PANETH, J. Ueber dem Verhalten von Infusorien gegen Wasserstoffsperoxyd. Biol. Centralbl. x, p. 95.
- PEARCEY, F. G. Notes on the *Foraminifera* of the Faroe Channel and Wyville Thomson Ridge, with a description of a new species of *Hyperammina*. Tr. Glasgow Nat. Hist. Soc. ii, p. 163.
- PENARD, E. (1) Die Heliozoen der Umgegend von Wiesbaden. JB. Nass. Ver. xliii, pp. 39-66, 2 pls.
- . (2) Ueber einige neue oder wenig bekannte Protozoen. T. c. pp. 73-91, 1 pl.
- . (3) Études sur les Rhizopodes d'eau douce. Geneva: H. Georg. 1890, 4to, 11 pls.; Mém. Soc. Phys. Genève. xxxi, No. 2.
- 49 new species.
- . (4) Abstract of his Notes on certain *Heliozoa*. J. R. Micr. Soc. 1890, p. 193. [See Zool. Rec. xxvi, *Prot.*, PENARD (1).]

- [PENARD, E.] (5) Abstract of his Studies of Freshwater *Heliozoa*. J. R. Micr. Soc. 1890, pp. 50 & 346. [See Zool. Rec. xxvi, *Prot.*, PENARD (2).]
- . (6) Translation of his notes on some *Heliozoa*. Ann. N. H. (6) v, pp. 144–155; Abstr. in J. R. Micr. Soc. 1890, p. 193. [See Zool. Rec. xxvi, *Prot.*, PENARD.]
- PFEIFFER, L. Die Protozoen als Krankheitserreger. Jena: G. Fischer, 1890, 8vo, 100 pp., 1 pl., 34 figures in the text.
- POUCHET, G. (1) Sur un Flagellé parasite viscéral des Copépodes. C.R. Soc. Biol. 1890, p. 312.
- . (2) Contribution à l'histoire des Noctiluques. J. de l'Anat. Phys. xxvi, pp. 104–125, 1 pl.
- . (3) Abstract of his paper on the Cytoplasm and Nucleus in *Noctiluca*. J. R. Micr. Soc. 1890, p. 52. [See Zool. Rec. xxvi, *Prot.*, POUCHET.]
- RAILLIET, A., & LUCET, A. Observations sur quelques Coccidies intestinales. C.R. Soc. Biol. 1890, p. 660.
- ROUSSELET, C. *Amphileptus flagellatus*, n. sp. J. Quek. Club, iv (1890), p. 114.
- SACCHI, M. I Protozoi terricoli, Nota preventiva. Boll. scient. xi, pp. 65–68; also J. Microgr. xiv, pp. 107–109. [See also J. R. Micr. Soc. 1890, p. 344.]
- SCHLUMBERGER, C. (1) Note sur l'*Adelosina polygona*. Bull. Soc. Z. Fr. xv, pp. 139–146, 10 figs.
- . (2) Note sur un Foraminifère nouveau de la côte occidentale d'Afrique. [*Julienella*, n. g.; *fetida*, n. sp.] Mém. Soc. Zool. Fr. iii, pp. 211–213.
- SCHUBERG, A. (1) Zur Kenntniss des *Stentor cœruleus*. Zool. Jahrb. Abth. f. Anat. iv, pp. 197–238, 1 pl.
- . (2) Abstract of his paper on the Genus *Conchophthirus*. J. R. Micr. Soc. 1890, p. 193. [See Zool. Rec. xxvi, *Prot.*, SCHUBERG.]
- SCHÜRMYER, C. B. Ueber den Einfluss äusserer Agentien auf einzellige Wesen. Jen. Z. Nat. xxiv, pp. 402–470, 1 pl.
- SCHÜTT, F. Colouring matter of *Peridinea*. Ber. deutsch. Bot. Ges. viii, pp. 9–32. Abstr. J. R. Micr. Soc. 1890, p. 473.
- SHERBORN, C. D. Notes on the *Foraminifera* with especial reference to variation in the Test, together with collected information as to their sex and reproduction. P. Tr. Croydon Nat. Hist. Club, pt. 3, p. 133.
- SIMMONS, W. J. Translation of his paper (into French) on *Infusoria* parasitic in White Ants. J. Microgr. xiv, pp. 302–306. [See Zool. Rec. xxvi, *Prot.*, SIMMONS (1).]

- STUMMER, R. v. Ueber Conjugation der Infusorien. Verh. z.-b. Wien, xl, pp. 31-36.
- THÉLOHAN, P. (1) Sur deux nouvelles espèces de Coccidies parasites de l'Épinoche et de la Sardine. C.R. Soc. Biol. 1890, p. 345; also C.R. cx, pp. 1214-1216. Abstr. J. Microgr. xiv, p. 239; Ann. N. H. (6) vi, p. 194; J. R. Micr. Soc. 1890, p. 616.
- . (2) Recherches sur le développement des spores chez les Myxosporidies. C.R. Soc. Biol. 1890, pp. 602-604.
- . (3) Sur la constitution des spores des Myxosporidies. C.R. cix, pp. 919-922. Abstr. J. R. Micr. Soc. 1890, p. 194.
- . (4) Contributions à l'étude des Myxosporidies. Ann. Micrograph. ii (1890), pp. 193-213. Abstr. in J. R. Micr. Soc. 1890, p. 346.
- . (5) Nouvelles recherches sur les spores des Myxosporidies. (Structure et développement.) C.R. cxi, pp. 692-695.
- VERWORN, M. Biologische Protisten-Studien. II. Z. wiss. Zool. I, pp. 443-468, 1 pl., woodcuts. [See Zool. Rec. xxv, Prot., VERWORN.]
- VINCENT, H. Les Psorospermies dans l'Épithélioma pavimenteux. Ann. Micrograph. iii, pp. 105-117.
- VISART, O. (1) Recherche sull' *Euglena sanguinea* di Ehrenberg. Atti Soc. Tosc. vii, p. 43. Abstr. J. R. Micr. Soc. 1890, p. 732.
- . (2) Contribuzione allo studio dei Flagellati. Atti Soc. Tosc. vii, pp. 92-99, 3 figs.
- WAGNER, W. Ob Infuzoriyakh v Polostnoi zhilkosti nyekotor'ikh zvyézlchat'ikh chervei. (Infusorians in the general body cavity of Gephyreans.) Vyestnik, &c., St. Petersburg. i, pp. 5-13.
- WAGNER, N. P. Ueber Rhizopoden-ähnliche Parasiten. Biol. Centralbl. x, p. 424.
- WAHRLICH, W. Abstract of his paper on an Anatomical Peculiarity in *Vampyrella*. J. R. Micr. Soc. 1890, p. 194. [See Zool. Rec. xxvi, Prot., WAHRLICH.]
- WETHERED, E. On the occurrence of the genus *Girvanella* in Oolitic Rocks, and Remarks on Oolitic structure. Q. J. Geol. Soc. xlvi, pp. 270-283, 1 pl. Abstr. in Ann. N. H. (6) v, p. 256.
- WHITELEGGE, T. List of the Marine and Freshwater Invertebrate Fauna of Port Jackson and Neighbourhood. J. R. Soc. N. S. W. xxiii, pp. 163-323.
- Protozoa*: Marine, pp. 171-178; Freshwater, pp. 296-305.
- WIERZEJSKI, A. Note préliminaire sur le *Blanchardia cypricola*, n. g. & sp. Bull. Soc. Z. Fr. xv, pp. 192-198, 6 figs.
- WOODWARD, A. Synopsis of the Cretaceous *Foraminifera* of New Jersey. I. Review of Previous Investigations. J. N. Y. Micr. Soc. vi, pp. 45-55.

WRIGHT, J. Deep-sea Trawling off the S.W. Coast of Ireland. Additional *Foraminifera*. Ann. N. H. (6) v, p. 124.

A few additions to the previous list given in Ann. N. H. 1889, pp. 447-449.

ZSCHOKKE, F. Faunistische Studien an Gebirgseen. Verh. Ges. Basel, ix, pp. 1-62.

An amplification of his Beitrag (see Zool. Rec. xxvi, *Prot.*, ZSCHOKKE). The results are given in a tabulated form on pp. 52-59.

II.—SYSTEMATIC.

A.—GYMNOMYXA.

Class 1.—PROTEOMYXA.

Pseudospora (?) *lindstedtii*, n. sp., HARTOG.

Vampyrella incolor, n. sp., DE BRUYNE, p. 83, pl. v. *V. radiosa*, *V. agilis*, n. spp., PENARD, (3) p. 121, pl. i.

Gloidium granuliferum, n. sp., *id.* p. 122.

Olpidium bryopsidis, n. sp., DE BRUYNE, p. 85, pl. v.

Class 3.—LOBOSA.

Amœba luteola, *A. undosa*, *A. geminata*, *A. striata*, *A. spatula*, *A. cirri-fera*, *A. gracilis*, n. spp., PENARD, (3) pp. 125-132, pl. ii. *A. vestita*, n. sp., *id.* p. 192. *A. ambulacralis*, n. sp., *id.* (2) p. 75.

Cochlipodium granulatum, *C. obscurum*, n. spp., *id.* (3) p. 134, pl. iii.

Diffugia saxicola, *D. elegans*, *D. bicornis*, *D. platystoma*, *D. avellana*, *D. fallax*, *D. lucida*, *D. lanceolata*, *D. bacillifera*, n. spp., *id.* pp. 138-148, pls. iii & iv.

Centropyxis lævigata, n. sp., *id.* p. 151, pl. v.

Arcella microstoma, *A. catinus*, *A. gibbosa*, *A. polypora*, n. spp., *id.* pp. 154-156, pls. v & vi.

Nebela longicollis, *N. lageniformis*, *N. tubulosa*, *N. galeata*, *N. bigibbosa*, *N. dentistoma*, *N. militaris*, n. spp., *id.* pp. 159-164, pls. vi & vii.

Heleopora rosea, *H. sylvatica*, n. spp., *id.* p. 166, pl. vii.

Cryptodiffugia oviformis, n. sp., *id.* p. 168.

Pseudodiffugia hemisphærica, n. sp., *id.* p. 169.

Plagiophrys gracilis, n. sp., *id.* p. 173, pl. viii.

Assulina scandinavica, *A. minor*, n. spp., *id.* p. 176, pl. ix.

Euglypha filifera, *E. heterospina*, n. spp., *id.* p. 179, pl. ix.

Sphenoderia fissirostris, *S. dentata*, n. spp., *id.* p. 184, pl. x.

Trinema spinosum, *T. complanatum*, *T. lineare*, n. spp., *id.* p. 186, pls. x & xi.

Corythion pulchellum, n. sp., *id.* p. 189.

Czenkowskia flava and *C. attenuata*, n. spp., WAGNER.

Class 5.—HELIOZOA.

- Ciliophrys hyalina*, n. sp., PENARD, (1) p. 49, figs. 1-3.
Actinolophus capitatus, n. sp., *id.* p. 54, fig. 11.
Heterophrys tenella, n. sp., *id.* p. 56, figs. 13 & 14.
Acanthocystis myriospina, n. sp., *id.* p. 61, figs. 30-32.
 ✓ *Diplocystis*, n. g., with n. sp. *gracilis*, *id.* p. 63.
 ✓ *Artodiscus*, n. g., with n. sp. *saltans*, *id.* p. 64.

Class 6.—RETICULARIA.

- Cassidulina inexculta*, n. sp., FRANZENAU, p. 66, pl. iii.
Nodosaria callidula, *N. commemorabile*, *N. egregia*, *N. facile*, n. spp.,
id. p. 70, pl. iii.
Cristellaria spoliata, n. sp., *id.* p. 76, pl. iv.
Sagrina clavata, n. sp., *id.* p. 78, pl. iv.
Anomalina obtenebrata, n. sp., *id.* p. 83, pl. iv.
Rotalia abstrusa, n. sp., *id.* p. 85, pl. iv.
Articulina multilocularis, n. sp., BRADY & PARKER, p. 215, pl. xl.
Truncatulina mundula, n. sp., *id.* p. 228, pl. xlv.
Nonionina exponens, n. sp., *id.* p. 230, pl. xliii.
Spiroloculina papyracea, n. sp., BURROWS, SHERBORN, & BAILEY, p. 551,
 pl. viii. *S. tateana*, n. sp., HOWCHIN, p. 3, figs. 4 & 5.
Miliolina excisa, n. sp., BRADY & PARKER, p. 215, pl. xl. *M. angularis*,
 n. sp., HOWCHIN, p. 2, figs. 1-3.
Uauerina intermedia, n. sp., *id.* p. 4, fig. 6.
Discorbina cruciformis, n. sp., *id.* p. 12, figs. 13 & 14.
Orbitoides stellata, n. sp., *id.* p. 17, figs. 9-11.
 ✓ *Jullienella*, n. g., *fatida*, n. sp., SCHLUMBERGER, (2) p. 213, pl. vii.
Orbitolina andræci, n. sp., MARTIN.
 ✓ *Seabrookia*, n. g., *pellucida*, n. sp., BRADY, (1) p. 570.
Hyperamina palmiformis, n. sp., PEARCEY.

Class 7.—RADIOLARIA.

- Pharyngosphæra sicula*, n. sp., DREYER, (1) p. 475.
Carposphæra waltheri, n. sp., *id.* p. 476.
Thecosphæra zittelli, n. sp., *id.* p. 477.
Haliomma hystrix, n. sp., *id.* p. 478. *H. vetustum*, *H. cornutum*, n. spp.,
 HINDE, p. 51.
Prunopyle longiseta, n. sp., DREYER, (1) p. 480.
Stylodictya armata, n. sp., *id.* p. 481.
Spongophacus stöhrii, *S. siculus*, n. spp., *id.* p. 491.
Dictyocoryne ovata, *D. triangulum*, n. spp., *id.* p. 495.
Ommatodiscus perichlamydium, n. sp., *id.* p. 498.
Spongopyle caltanissetæ, n. sp., *id.* p. 506.

- Spirema giltschii*, n. sp., *id.* p. 509.
Larcopele drieschii, *L. spongiosa*, *L. herbstii*, n. spp., *id.* p. 510.
Dictyocephalus rüsti, n. sp., *id.* p. 516.
Dictyomitra caltanissette, n. sp., *id.* p. 517.
Spongoplegma priscum, n. sp., HINDE, p. 48, pl. iii.
 ↓ *Diploplegma* n. g., *cinctum* n. sp., *id.* p. 48.
Staurodoras gracilis, n. sp., *id.* p. 49, pl. iv.
 ↓ *Stauroplegma* n. g., with n. spp. *brevispina*, *compressum*, *barbatum*, and *diffusum*, *id.* p. 50, pls. iii & iv.
Acanthosphæra antiqua, n. sp., *id.* p. 51.
 ↓ *Dorysphæra* n. g., with n. spp. *reticulata*, *nucula*, and *laxa*, *id.* p. 53.
 ↓ *Doryplegma* n. g., with n. spp. *nasutum* and *gracile*, *id.* p. 53.
 ↓ *Dorydictyum* n. g., *simplex* n. sp., *id.* p. 54.
 ↓ *Triosphæra* n. g., with n. spp. *peachii*, *hastata*, *densa*, and *armata*, *id.* p. 55.
Sphærozoum priscum, p. 57, *S. patulum*, n. spp., *id.* p. 57.

B.—CORTICATA.

Class 1.—SPOROZOA.

- ↓ *Blanchardia* n. g., *cypricola* n. sp., WIERZEJSKI.
Coccidium gasterostei, n. sp., THIÉHOLAN, (1) p. 1214: parasitic on *Gasterosteus aculeatus*. *C. sardinia*, n. sp., *id.* p. 1216: parasitic in testicles of sardines.

Class 2.—FLAGELLATA.

- Paranema granulifera*, n. sp., PENARD, (2) p. 80.
Petalomonas quadrilineata, n. sp., *id.* p. 82.
 ↓ *Pteridomonas* n. g., with n. sp. *P. pulex*, *id.* p. 85.
Dinobryon bavaricum, n. sp., IMHOF, (5) p. 523. *D. bütschlii*, n. sp., *id.*
Gymnococcus cladophoræ, *G. licomophoræ*, n. spp., DE BRUYNE, pp. 59-71.
Asphelidium lacerans, n. sp., *id.* p. 74, pl. v.

Class 5.—CILIATA.

- ↓ *Fabrea salina*, n. g. & sp. (intermediate between *Bursaria* and *Stentor*), HENNEGUY (1).
Glenodinium sociale: provisional name for a Peridinian probably undescribed; *id.*, (2) p. 627.
 ↓ *Spirodinium equi*, n. g. & sp., FIORENTINI, p. 15.
 ↓ *Triadinium caudatum*, n. g. & sp., *id.* p. 16.
 ↓ *Amphileptus flagellatus*, n. sp., ROUSSELET.
 ↓ *Didesmis*, n. g., with n. spp. *D. ovalis* and *D. quadrata*, FIORENTINI, (2) p. 51.

- ✓ *Paraisothricha*, n. g., with n. spp. *P. colpoidea*, *P. oblonga*, *P. ovalis*, *P. triangularis*, *P. ampulla*, *P. incisa*, *id.* p. 53.
 ✓ *Diplodinium*, n. g., FIORENTINI, (1) p. 87, n. spp., *D. vortex*, *D. maggii*, *D. bursa*, *D. dentatum*, *D. denticolatum*, *D. ecaudatum*, *D. rostratum*, *D. cattanei*, *id.* *D. uncinatum*, *D. unifasciculatum*; *id.* (2) pp. 11 & 12.
Eutodinium rostratum, n. sp., *id.* p. 89. *E. valvatum*, *id.* (2) p. 13.
Bütschlia lanceolata, n. sp., *id.* p. 89.
 ✓ *Hastatella radians*, n. g. & sp., ERLANGER, p. 65, pl. xxix.
 See also BÜTSCHLI, (1) p. 265.

Class 6.—ACINETARIA.

Trichophyra angulata, n. sp., DANGEARD (2).

III.—MORPHOLOGY AND LIFE-HISTORY.

General.

POUCHET (2) treats of the structure, duration of life, and artificial feeding (with white of egg) of *Noctiluca*.

PENARD (3) publishes a monograph on the freshwater *Rhizopoda*. A full account of their structure and life-phenomena is followed by a systematic portion, which includes the description of many new species.

HARTOG describes a Monadine parasitic in *Suprolegnieæ* and discusses its relation to organisms previously observed by Lindstedt, Pringsheim, and Zopf. The mastigopod stage had not been observed by these botanists. The zoospores always appear in the evening, about nine o'clock. They soon penetrate the hyphæ, piercing the wall with a long pseudopodium. A "Heliozoid" form is then assumed. The changes induced in infested hyphæ are described. The pseudopodia next are retracted, and the body becomes spherical, giving the "zoocyst" stage. The nuclei subdivide, and then the protoplasm breaks up into zoospores. One of these bores through the cyst wall, and the others follow through the same hole. It never attacks green algæ as *Pseudospora parasitica* does.

BALBIANI (1) has studied the nucleus of *Loxophyllum meleagris*. It consists of twenty or more distinct segments or joints inclosed in a common enveloping membrane. The segments each contain one or more convoluted nuclear cords, and a granular intermediate substance. The cords are finely striated.

POUCHET (1) has found granular protoplasmic masses parasitic in the females of Copepods, which when passed out at the anus develop into Peridinean-like biflagellate forms.

GRASSI & FELETTI believe that malaria is due to amœbiform parasitic *Rhizopoda*. Ordinary malaria seems to be caused by the genus *Hæmameba malariae*, while *Laverania malariae* seems to be responsible for an irregular form of the disease. The observed flagellate forms are probably the results of degeneration.

Contractile Vacuole.

From his researches on various *Infusoria*, FABRE-DOMERGUE (1) concludes :—(1) The contractile vacuole is only the reservoir for a system of canals which perforate the ectoplasm. (2) It may be considered as a dilatation of a contractile channel. It may be single, or represented by a variable number of dilatations along the course of the channel. (3) It may be entirely absent, as in *Opalina*, but the system of contractile tubes always exists, and is the essential part of the arrangement.

Reproduction.

GIARD (1) follows Maupas in finding homologues of the polar bodies of *Metazoa* in the reproductive processes of Infusorians. The homology is most marked in the group *Ciliata*, where the conjugating forms are frequently quite different. Maupas' figures are used and his deductions extended.

POUCHET (2) discusses the reproduction of *Noctiluca*.

GRUBER discusses the phenomena of conjugation among various Ciliate types, and criticises the views of Hertwig and Maupas.

VERWORN discusses the structure and reproduction of *Diffugia lobostoma*.

THÉLOHAN (2) has studied the *Myxosporidia*, and arrives at the following results :—(1) The nucleus divides by karyokinesis. (2) The polar capsules are formed at the expense of small masses of plasma which are differentiated in the sporoblast and possess a nucleus. (3) The plasmic mass of the spore is derived from another portion of the sporoblast. It contains two nuclei, and often a vacuole whose contents are stained red-brown by iodine.

See also STUMMER.

IV.—PHYSIOLOGY.

SCHÜTT obtained three distinct pigments from the chromatophores of the *Peridiniea*. The first, which he names "phycopyrrin," differs from chlorophyll chiefly in its solubility in water; the second he terms "peridin"; and the third is either identical with or closely related to chlorophyll.

The pigment of *Euglena sanguinea* is closely related to and is perhaps a derivative of chlorophyll. Its formation seems to be connected with the intensity of the sun's rays. Cohn has named it "hæmatochromin." VISART.

POUCHET (2) discusses the effect of reagents on *Noctiluca*.

SCHÜRMYER has an exhaustive paper on the effect of reagents upon *Protozoa*. After discussing the influence of heat and cold upon these

organisms, he details the effects of strychnin, antipyrin, cocain, anti-febrin, and chloralhydrate, exhibiting the results in each case in a tabular form.

MEUNIER finds nitrogenous matter in nummulitic rocks from Biarritz, which he therefore considers to contain an organic basis comparable to carbonaceous combustibles of vegetable origin.

The tentacles of *Suctorina* do not, as Hertwig supposes, play an active part in absorbing the prey. They are passive in the operation, and often remain quite motionless. The protoplasm of the body furnishes the real motive power, which is connected with the action of the contractile vacuoles. These are now known to be excretory in function. Their pumping motion induces a stream towards the interior of the animal, and is the real cause of suction. EISMOND (1).

See also PANETH.

V.—CLASSIFICATION.

BORGERT proposes to establish a special order of the *Mastigophora* to receive the *Dictyochidæ*. These forms are clearly separated from the *Radiolaria* by the absence of pseudopodia, and the occurrence of conjugation. A flagellum is present, but the siliceous skeleton distinguishes the group from other *Flagellata*. The name *Silicoflagellata* is suggested. Hertwig and Hæckel are mistaken in considering their tests isolated skeletal parts of *Phæodaria*. They are independent organisms.

VI.—GEOGRAPHICAL DISTRIBUTION.

For *Monadina* from the G. of Naples, see DE BRUYNE.

BURROWS treats of the red chalk *Foraminifera* from certain English localities.

For Scotch palæozoic *Radiolaria* see HINDE.

For Sicilian, DREYER (1).

FRANZENAU gives an account of some Hungarian *Foraminifera*.

For deep-sea *Foraminifera* from the Irish coast, see WRIGHT.

HALKYARD gives a list of 127 species and varieties of *Foraminifera* collected at Jersey. 35 genera and 8 families are represented. The *Rotalidæ* appear to be most numerous. Certain common British species, e.g., *Orbulina universa*, are entirely absent.

IMHOFF (1) concludes his list of the pelagic fauna of the mountain lakes of Carinthia. The *Flagellata* are represented by 3 species. *Dinobryon divergens* in six lakes, *D. elongatum* in two, and *D. bütschlii* in one. They were found in colonies, but not at the time of observation (July, August, and September) in such colossal numbers as always occur in spring and early summer. The *Dinoflagellata* were represented by *Cera-*

tium hirundinella and species of *Peridinium*. Among the Suctoria, *Podophrya cyclopum* was found in Lake Veldes.

IMHOF, O. E. (4) enumerates 10 hitherto known species of *Dinobryon*. Their geographical distribution is as follows :—

Germany.—*D. sertularia*, *D. divergens*, *D. elongatum*, *D. sociale*, *D. bavaricum*.

Russia.—*D. sertularia*, *D. divergens*, *D. elongatum*.

Gulf of Finland.—*D. sociale*, *D. sertularia*, *D. divergens*.

Sweden.—*D. elongatum* in the Harbour of Stockholm.

Austria.—*D. sertularia*, *D. sociale*, *D. divergens*, *D. elongatum*, *D. bütschlii*.

Italy.—*D. sociale*, *D. divergens*, *D. elongatum*, *D. petiolatum*.

Switzerland.—*D. sociale*, *D. sertularia*, *D. divergens*, *D. elongatum*, *D. cylindricum*.

The genus was only observed in two French lakes in Savoy.

PEARCEY gives a complete list of the *Foraminifera* hitherto found in the Faroe Channel. 180 species have been collected from the "warm," and 120 from the "cold" area.

See also HENSCHER, HENNEGUY, HOSIUS, WOODWARD, HOWCHIN, MÖBIUS, and PENARD.

INDEX TO
 GENERA AND SUBGENERA RECORDED AS NEW IN
 THIS VOLUME,

INCLUDING NEW NAMES FOR GENERA ALREADY CHARACTERIZED.

N.B.—A few genera omitted from the last volume are included in this Index.

- Abagrotis, *Smith*, Ins. 238
 Abeltera, *Heine*, Aves 33
 Abelterus, *Heine*, Aves 41
 Abrognathus, *Jakowleff*, Ins. 121
 Abryxis, *Raffray*, Ins. 109
 Acallis, *Ragonot*, Ins. 256
 Acampogorgia, *Wright and Studer*,
 Cœl. (1889) 23
 Acanthagyna, *Kirby*, Ins. 310
 Acanthodactylus, *Tessin*, Verm. 16
 Acanthoisis, *Wright and Studer*,
 Cœl. (1889) 21
 Acanthonabis, *Reuter*, Ins. 298
 Acentronichthys, *Eigenmann*, Pisces
 (1889) 22
 Achilia, *Reitter*, Ins. 109
 Achmonorhynchus, *Oates*, Aves 53
 Achrestocoris, *Scudder*, Ins. 84
 Acilacris, *Bolivar*, Ins. 315
 Acladia, *Turneretscher*, Cœl. 14
 Acmophyllum, *Karsch*, Ins. 317
 Acoloides, *Howard*, Ins. 200
 Acracantha, *Skuse*, Ins. 275
 Acridoderes, *Bolivar*, Ins. 317
 Acrocara, *Scudder*, Ins. 317
 Acrodegmia, *Ragonot*, Ins. 256
 Acropentias, *Meyrick*, Ins. 256
 Acropteryx, *Ragonot*, Ins. 256
 Acroria, *Cossmann*, Moll. 38
 Actia, *Heine*, Aves 30
 Actinochæta, *Brauer and Bergen-*
stamm, Ins. 288
 Actinophorus, *Newberry*, Pisces 15
 Acutia, *Ragonot*, Ins. 256
 Adelonetta, *Heine*, Aves 33
 Adelopneustes, *Gauthier*, Ech. 21
 Adelorhagus, *Horn*, Ins. 131
 Adelphagrotis, *Smith*, Ins. 239
 Adelphe, *Mocsáry*, Ins. 192
 Adenopteryx, *Ragonot*, Ins. 257
 Admontia, *Brauer and Bergen-*
stamm, Ins. 285
 Adoxinia, *Reitter*, Ins. 166
 Adrocerus, *Raffray*, Ins. 109
 Adrogaster, *Raffray*, Ins. 109
 Ægialodes, *Heine*, Aves 30
 Ænigmatias, *Meinert*, Ins. 290
 Æolesthes, *Gahan*, Ins. 158
 Æromachus, *Nicéville*, Ins. 222
 Æthalodes, *Kriechbaumer*, Ins. 193
 Æthiopsar, *Sharpe*, Aves 44
 Agathon, *Röder*, Ins. 275
 Agelosus, *Sharp*, Ins. (1889) 98
 Aglaonice, *Müschler*, Ins. 248
 Aino, *Kirby*, Ins. 311
 Aizyella, *Cossmann*, Moll. 55
 Alcicephalus, *Rodler and Weithofer*,
 Mamm. 43
 Alcirona, *Hansen*, Crust. 14
 Alectromorphnus, *Heine*, Aves 35
 Allantactis, *Danielssen*, Cœl. 17
 Allocorynus, *Sharp*, Ins. 148
 Alocaxis, *Cossmann*, Moll. 48
 Alpheias, *Ragonot*, Ins. 257
 Alpherakaia, *Ragonot*, Ins. 257
 Amalancon, *Scudder*, Ins. 89
 Amana, *Raffray*, Ins. 109
 Amauronematus, *Konov*, Ins. 202
 Amblyacrum, *Cossmann*, Moll. 42
 Amblypsilopus, *Bigot*, Ins. 278
 Amedoria, *Brauer and Bergenstamm*,
 Ins. 285
 Amestria, *Ragonot*, Ins. 257
 Amphichæta, *Brauer and Bergen-*
stamm, Ins. 284
 Amphilaphis, *Wright and Studer*,
 Cœl. (1889) 21
 Amphineurus, *Skuse*, Ins. 275
 Amphistylus, *Gahan*, Ins. 158
 Ampullonatica, *Sacco*, Moll. 54

- Anachætopsis, *Brauer and Bergenstamm*, Ins. 285
 Anaclaviger, *Raffray*, Ins. 109
 Anaplopus, *Blackburn*, Ins. 143
 Anarciarthrum, *Blackburn*, Ins. 148
 Anarmodius, *Raffray*, Ins. 109
 Anarnacus, *Cope*, Mamm. 47
 Anarosaurus, *Dames*, Rept. 21
 Anateinoma, *Möschler*, Ins. 239
 Anchetatus, *Brunner*, Ins. 318
 Androphana, *Brauer and Bergenstamm*, Ins. 289
 Andvakia, *Danielsen*, Cœl. 18
 Anephora, *Karsch*, Ins. 301
 Angamiana, *Distant*, Ins. 300
 Angiometopa, *Brauer and Bergenstamm*, Ins. 287
 Angiorhina, *Brauer and Bergenstamm*, Ins. 286
 Anidania, *Reitter*, Ins. 167
 Anisia, *Wulp*, Ins. 280
 Anisochæta, *Beddard*, Verm. 19
 Anisothrix, *Ragonot*, Ins. 257
 Anodontonyx, *Sharp*, Ins. 123
 Anodontopleura, *Felix*, Moll. 62
 Anœme, *Gahan*, Ins. 158
 Anomalochilus, *Lidth de Jeude*, Rept. 13
 Anomoedus, *Forir*, Pisces 16
 Anops, *Brendel*, Ins. 110
 Anorthorrhinus, *Blackburn*, Ins. 148
 Anorthus, *Horvath*, Ins. 295
 Anthomuricea, *Wright and Studer*, Cœl. (1889) 22
 Anthophilopsis, *Ragonot*, Ins. 257
 Anthosactis, *Danielsen*, Cœl. 17
 Antipathella, *Brook*, Cœl. (1889) 16
 Anurogyna, *Brauer and Bergenstamm*, Ins. 288
 Apallacta, *Möschler*, Ins. 250
 Apanthesis, *Scudder*, Ins. 82
 Apateolepis, *Woodward*, Pisces 15
 Apechoneura, *Kriechbaumer*, Ins. 193
 Aphanipathes, *Brook*, Cœl. (1889) 16
 Aphantaphis, *Scudder*, Ins. 89
 Aphantotimus, *Wheeler*, Ins. 278
 Apharinodes, *Raffray*, Ins. 110
 Aphidopsis, *Scudder*, Ins. 89
 Aphilenia, *Weise*, Ins. 167
 Aphnæomorpha, *Nicéville*, Ins. 215
 Aphthonella, *Jacoby*, Ins. 167
 Apinoglossa, *Möschler*, Ins. 267
 Apioscelis, *Brunner*, Ins. 318
 Aplomastix, *Warren*, Ins. 257
 Apoplectus, *Raffray*, Ins. 110
 Aporema, *Scudder*, Ins. 86
 Aprodon, *Gilbert*, Pisces 25
 Apterocolus, *Sharp*, Ins. 149
 Arachis, *Raffray*, Ins. 110
 Araštes, *Nicéville*, Ins. 215
 Archibasis, *Kirby*, Ins. 311
 Arduorhiza, *Wentzel*, Cœl. 15
 Area, *Ragonot*, Ins. 257
 Areortyx, *Heine*, Aves 24
 Argia, *Gumpfenberg*, Ins. 251
 Argyromina, *Brauer and Bergenstamm*, Ins. 288
 Argyrophana, *Semenow*, Ins. 138
 Argyrophylax, *Brauer and Bergenstamm*, Ins. 284
 Armana, *Swinhoe*, Ins. 249
 Armostus, *Sharp*, Ins. 104
 Arrhenothrix, *Nicéville*, Ins. 215
 Arrhinomyia, *Brauer and Bergenstamm*, Ins. 285
 Arthrochæta, *Brauer and Bergenstamm*, Ins. 288
 Articerodes, *Raffray*, Ins. 110
 Artodiscus, *Penard*, Prot. 9
 Asaromyia, *Scudder*, Ins. 83
 Aslauga, *Kirby*, Ins. 215
 Asphena, *Semenow*, Ins. 138
 Astratea, *Thorell*, Arachn. 12
 Atascosa, *Hulst*, Ins. 257
 Atelestodes, *Abeille*, Ins. 134
 Ateratocerus, *Blackburn*, Ins. 167
 Atoxon, *Simroth*, Moll. 31
 Atractochæta, *Brauer and Bergenstamm*, Ins. 285
 Atractyloides, *Fewkes*, Cœl. (1889) 14
 Atropidomyia, *Brauer and Bergenstamm*, Ins. 286
 Atylostoma, *Brauer and Bergenstamm*, Ins. 288
 Atyphella, *Olliff*, Ins. 135
 Aulastomatomorpha, *Alcock*, Pisces 32
 Aulonothroscus, *Horn*, Ins. 131
 Aulophorus, *Karsch*, Ins. 301
 Babrius, *Thorell*, Arachn. 15
 Babula, *Moore*, Ins. 232
 Badacara, *Moore*, Ins. 207
 Badymna, *Thorell*, Arachn. 11
 Baleiichthys, *Rohon*, Pisces 16
 Ballostoma, *Scudder*, Ins. 91
 Bangalia, *Duvivier*, Ins. 159
 Barada, *Raffray*, Ins. 110
 Barosaurus, *Marsh*, Rept. 17
 Barybaxis, *Schaufuss*, Ins. 79
 Bathygonus, *Gilbert*, Pisces 21

- Bathymyrus, *Alcock*, Pisces 33
 Bathypathes, *Brook*, Cœl. (1889) 17
 Bathyseriola, *Alcock*, Pisces 19
 Batrisodema, *Raffray*, Ins. 110
 Bavaria, *Brauer and Bergenstamm*,
 Ins. 283
 Benedenichthys, *Traquair*, Pisces
 14
 Beskia, *Brauer and Bergenstamm*,
 Ins. 288
 Botyla, *Cameron*, Ins. 200.
 Bibiomima, *Brauer and Bergen-*
stamm, Ins. 289
 Bilimba, *Rosa*, Verm. 19
 Bisulcia, *Chapman*, Ins. 240
 Blæospira, *Crosse*, Moll. 52
 Blanchardia, *Wierzejski*, Prot. 10
 Blepharipoda, *Brauer and Bergen-*
stamm, Ins. 284
 Blepharodes, *Bolívar*, Ins. 314
 Blepharomyia, *Brauer and Bergen-*
stamm, Ins. 285
 Bocagella, *Bolívar*, Ins. 318
 Bœckella, de *Guerne and Richard*,
 Crust. 17
 Bolbocephalus, *Whitfield*, Arachn.
 20
 Bombyliomyia, *Brauer and Bergen-*
stamm, Ins. 287
 Bothrocar, *Bean*, Pisces 25.
 Botrodus, *Casey*, Ins. 115
 Bovallia, *Pfeffer*, Crust. 14
 Brabaxys, *Raffray*, Ins. 110
 Brachagenius, *Kraatz*, Ins. 127
 Brachemys, *Abeille*, Ins. 135
 Brachymera, *Brauer and Bergen-*
stamm, Ins. 286
 Brachyphora, *Jacoby*, Ins. 167
 Brachypsalis, *Cope*, Mamm. 30
 Branconia, *Gagel*, Brach. 5
 Bremia, *Kriechbaumer*, Ins. 193
 Briantia, *Barrois*, Cœl. (1889) 19
 Bryodis, *Gumppenberg*, Ins. 251
 Bubalotragus, *Flach*, Ins. 159
 Buettneria, *Simroth*, Moll. 31
 Bunodella, *Pfeffer*, Cœl. (1889) 15
 Bycanistellus, *Reuter*, Ins. 295

 Cabobæmon, *Heine*, Aves 64
 Cacalydus, *Scudder*, Ins. 84
 Cacconia, *Sharp*, Ins. 116
 Caconeura, *Kirby*, Ins. 311
 Cacoschistus, *Scudder*, Ins. 83
 Cænoneura, *Kirby*, Ins. 311
 Calamocrinus, *Agassiz*, Ech. 24
 Calamodromas, *Reichenow*, Aves
 27
 Callasopia, *Möschler*, Ins. 258
 Callidrilus, *Michaelsen*, Verm. 19
 Callinaias, *Swinhoe*, Ins. 258
 Callinethis, *Thorell*, Arachn. 6
 Calliotectum, *Dall*, Moll. 42
 Callistephanus, *Wright and Studer*,
 Cœl. (1889) 23
 Callistodema, *Reuter*, Ins. 299
 Callognathus, *Newberry*, Pisces 17
 Callotrauglops, *Abeille*, Ins. 135
 Calotomus, *Gilbert*, Pisces 24
 Calotreron, *Heine*, Aves 25
 Calypterinus, *Wright and Studer*,
 Cœl. (1889) 21
 Calyptothüaria, *Turneretscher*,
 Cœl. 14
 Calyxocheatus, *Bigot*, Ins. 278
 Campylognathus, *Reuter*, Ins. 297
 Canarsia, *Hulst*, Ins. 258
 Catacteniza, *Möschler*, Ins. 258
 Cataloipus, *Bolívar*, Ins. 318
 Cataneura, *Scudder*, Ins. 89
 Cataonia, *Ragonot*, Ins. 258
 Catopamera, *Scudder*, Ins. 85
 Catopsylla, *Scudder*, Ins. 89
 Catoptropteryx, *Karsch*, Ins. 315
 Catoryctis, *Meyrick*, Ins. 268
 Cecharismena, *Möschler*, Ins. 241
 Cedemon, *Gahan*, Ins. 159
 Celatoria, *Coquillett*, Ins. 280
 Cenosoma, *Wulp*, Ins. 289
 Centropseustis, *Meyrick*, Ins. 258
 Cephalospargeta, *Möschler*, Ins. 229
 Cerasympiasta, *Möschler*, Ins. 251
 Ceratochæta, *Brauer and Bergen-*
stamm, Ins. 284
 Ceratocranium, *Reuter*, Ins. 292
 Ceratopompa, *Karsch*, Ins. 315
 Cercomyia, *Brauer and Bergen-*
stamm, Ins. 288
 Cercopites, *Scudder*, Ins. 88
 Cercopyllis, *Scudder*, Ins. 88
 Ceroderma, *Raffray*, Ins. 110
 Chætobranchus, *Bourne*, Verm. 19
 Chætogyne, *Brauer and Bergen-*
stamm, Ins. 287
 Chætomera, *Brauer and Bergen-*
stamm, Ins. 285
 Chætoprocta, *Nicéville*, Ins. 216
 Chætotachina, *Brauer and Bergen-*
stamm, Ins. 285
 Chalarotona, *Meyrick*, Ins. 268
 Chalcolema, *Jacoby*, Ins. 168
 Chalcoptar, *Sharp*, Aves 45
 Chalinites, *Ragonot*, Ins. 258
 Charana, *Nicéville*, Ins. 216
 Chartographa, *Gumppenberg*, Ins.
 251
 Cheiroptaster, *Stürtz*, Ech. 22

- Chelidonisis, *Studer*, Coel. 22
 Cheloniidum, *Pfeffer*, Crust. 13
 Chersophilus, *Sharpe*, Aves 50
 Chimæropsis, *Meinert*, Crust. 15
 Chirodiscus, *Tropéssart und Neumann*, Arachn. 18
 Chironophthya, *Wright and Studer*, Coel. (1889) 20
 Chondrodera, *Karsch*, Ins. 315
 Chorizagrotis, *Smith*, Ins. 241
 Chrysopasta, *Brauer and Bergenstamm*, Ins. 289
 Chrysotachina, *Brauer and Bergenstamm*, Ins. 283
 Cirrhospila, *Kruatz*, Ins. 127
 Cladopathes, *Brook*, Coel. (1889) 13
 Claosaurus, *Marsh*, Rept. 17
 Clara, *Brauer and Bergenstamm*, Ins. 288
 Clastobasis, *Skuse*, Ins. 274
 Clathroozon, *Spencer*, Coel. 13
 Clematissa, *Wright and Studer* (1889) 22
 Clerarcha, *Meyrick*, Ins. 269
 Clinoneura, *Brauer and Bergenstamm*, Ins. 286
 Cloanthella, *Bolivar*, Ins. 315
 Clydonochilus, *Fischer*, Moll. 56
 Clytocosmus, *Skuse*, Ins. 275
 Cnemophilus, *De Vis*, Aves 44
 Cnethocampa, *Mabille*, Ins. 233
 Cocyænas, *Heine*, Aves 25
 Cocyzus, *Heine and Reichenow*, Aves 40
 Coelicia, *Kirby*, Ins. 311
 Coeliopus, *Fluist*, Ins. 150
 Cœloma, *Möschler*, Ins. 258
 Cœnagrion, *Selys*, Ins. 311
 Cœnostegia, *Mabille*, Ins. 231
 Collomena, *Möschler*, Ins. 241
 Colodon, *Marsh*, Mamm. 40
 Colposcythis, *Reitter*, Ins. 138
 Colposphena, *Semenow*, Ins. 139
 Colpothorax, *Desbrochers*, Ins. 150
 Colymbetes, *Heine*, Aves 27
 Comacris, *Bolivar*, Ins. 318
 Commatoceropsis, *Raffray*, Ins. 111
 Compsacris, *Bolivar*, Ins. 318
 Compsortyx, *Heine*, Aves 24
 Compsotis, *Heine*, Aves, 31
 Compsotorna, *Meyrick*, Ins. 269
 Conibiosoma, *Casey*, Ins. 139
 Coniontellus, *Casey*, Ins. 139
 Conoprosthius, *Karsch*, Ins. 301
 Copera, *Kirby*, Ins. 311
 Cophocoris, *Scudder*, Ins. 85
 Coptochromus, *Scudder*, Ins. 86
 Coptotriche, *Walsingham*, Ins. 269
 Corynorhynchus, *Brunner*, Ins. 318
 Coryphænas, *Wardlaw - Ramsay*, Aves 25
 Coscinesthes, *Bates*, Ins. 160
 Crambostenia, *Warren*, Ins. 259
 Cranocephalus, *Bovallius*, Crust. 14
 Crasimetus, *Meyrick*, Ins. 271
 Cratna, *Raffray*, Ins. 111
 Crator, *Semenow*, Ins. 126
 Crephelochares, *Kuwert*, Ins. 105
 Crepilimnebius, *Kuwert*, Ins. 105
 Cricolepis, *Boulenger*, Rept. 10
 Critonia, *Ragonot*, Ins. 259
 Crocomorphus, *Hargitt*, Aves 42
 Crodalia, *Thorell*, Arachn. 5
 Crossocosmia, *Mik*, Ins. 281
 Crossophora, *Möschler*, Ins. 259
 Crossotosoma, *Douglas*, Ins. 305
 Crypsicharis, *Meyrick*, Ins. 269
 Crypsina, *Brauer and Bergenstamm*, Ins. 284
 Cryptaulia, *Pocla*, Moll. 63
 Cryptochromus, *Scudder*, Ins. 86
 Cryptococcus, *Douglas*, Ins. 305
 Cryptophaga, *Meyrick*, Ins. 269
 Cryptopithecus, *Schlosser*, Mamm. 23
 Cryptotrema, *Gilbert*, Pisces 23
 Ctenisis, *Raffray*, Ins. 111
 Ctenisomorphus, *Raffray*, Ins. 111
 Ctenistodes, *Schaufuss*, Ins. 80
 Ctenoptilum, *Nicéville*, Ins. 222
 Ctereacoris, *Scudder*, Ins. 85
 Carotreron, *Heine*, Aves 25
 Cuspidia, *Chapman*, Ins. 241
 Cybotus, *Casey*, Ins. 139
 Cyclocena, *Möschler*, Ins. 259
 Cymatobolus, *Heine*, Aves 28
 Cymbalizon, *Schaufuss*, Ins. 80
 Cymodocella, *Pfeffer*, Crust. 13
 Cyripeus, *Heine*, Aves 34
 Dalmoplectus, *Raffray*, Ins. 111
 Danneimora, *Hulst*, Ins. 259
 Dantiscanus, *Schaufuss*, Ins. 80
 Dasyncemia, *Ragonot*, Ins. 259
 Dasycottus, *Bean*, Pisces 21
 Delopsis, *Skuse*, Ins. 274
 Delturus, *Eigenmann*, Pisces (1889) 23
 Demophorus, *Thomson*, Ins. 194
 Dendrelaphis, *Boulenger*, Rept. 15
 Dendrobrachia, *Brook*, Coel. (1889) 18
 Dendrogaster, *Knipowitsch*, Crust. 17
 Dendrophilopsis, *Schmidt*, Ins. 115
 Dentella, *Bovallius*, Crust. 14
 Dentello, *Oppenheim*, Moll. 33
 Deodrilus, *Beddard*, Verm. 19

- Derelobus, *Faust*, Ins. 150
 Dermatorus, *Alcock*, Pisces 26
 Derobrochus, *Scudder*, Ins. 90
 Desmogaster, *Rosa*, Verm. 19
 Desmostoma, *Vanhöffen*, Coel. (1889)
 15
 Deuterotyrus, *Schaufuss*, Ins. 80
 Devadatta, *Kirby*, Ins. 311
 Dexides, *Brauer and Bergenstamm*,
 Ins. 287
 Dexodes, *Brauer and Bergenstamm*,
 Ins. 283
 Diaphantania, *Müschler*, Ins. 259
 Diaplegma, *Scudder*, Ins. 87
 Diastoparina, *Utrich*, Pol. 8
 Dichoneura, *Lethierry*, Ins. 301
 Dichora, *Scudder*, Ins. 214
 Didesmis, *Fiorentini*, Prot. 10
 Didimoprora, *Raffray*, Ins. 111
 Didyma, *Wulp*, Ins. 281
 Digitibranchus, *Levinson*, Verm. 19
 Dilobus, *Heine*, Aves 29
 Dimorphocoris, *Reuter*, Ins. 297
 Diuorhamphus, *Heine*, Aves 41
 Diphyes, *Kriechbaumer*, Ins. 194
 Diphytaxis, *Horn*, Ins. 131
 Dipilus, *Ameghino*, Mamm. 51
 Diplactis, *McMurrich*, Coel. (1889)
 15
 Diplectroides, *Champion*, Ins. 146
 Diploclonus, *Marsh*, Mamm. 42
 Diplocystis, *Penard*, Prot. 9
 Diplodinium, *Fiorentini*, Prot. 11
 Diploplegma, *Hinde*, Prot. 10
 Diplostichus, *Brauer and Bergen-*
 stamm, Ins. 284
 Dipodops, *Merriam*, Mamm. 37
 Diporochæta, *Beddard*, Verm. 19
 Discochæta, *Brauer and Bergen-*
 stamm, Ins. 285
 Discostoma, *Scudder*, Ins. 83
 Disjunctopora, *Wentzel*, Coel. 14
 Distichona, *Wulp*, Ins. 281
 Dithela, *Karsch*, Ins. 316
 Ditrochosaurus, *Gürich*, Rept. 21
 Docimus, *Scudder*, Ins. 89
 Docus, *Gahan*, Ins. 160
 Dolichaspis, *Gahan*, Ins. 160
 Dolichocolon, *Brauer and Bergen-*
 stamm, Ins. 285
 Dolichodexia, *Brauer and Bergen-*
 stamm, Ins. 286
 Dolichops, *Ashmead*, Ins. 194
 Donacaula, *Meyrick*, Ins. 259
 Donacias, *Heine*, Aves 26
 Donacophilus, *Reichenow*, Aves 26
 Doripomis, *Heine*, Aves 32
 Dorycephalus, *Bovallius*, Crust. 14
 Dorydictyum, *Hinde*, Prot. 10
 Doryplegma, *Hinde*, Prot. 10
 Dorysphaera, *Hinde*, Prot. 10
 Drepanophyllum, *Karsch*, Ins. 316
 Drina, *Nicéville*, Ins. 217
 Drydenius, *Traquair*, Pisces 14
 Dupetor, *Heine*, Aves 32
 Dyschœnium, *Blackburn*, Ins. 151
 Dyscolia, *Fischer and Oehlert*,
 Brach. 8
 Dyscolotaxia, *Horn*, Ins. 132
 Dyseidopus, *Kriechbaumer*, Ins. 194
 Earophila, *Gumppenberg*, Ins. 252
 Echeclus, *Thorell*, Arachn. 11
 Echinasterella, *Stürtz*, Ech. 22
 Echinocidaris, *Duncan*, Ech. (1889)
 17
 Echinophoria, *Sacco*, Moll. 46
 Echinosauro, *Boulenger*, Rept. 10
 Ecitophila, *Wasmann*, Ins. 108
 Ectroma, *Blackburn*, Ins. 100
 Edwardsioides, *Danielssen*, Coel. 18
 Einnalia, *Heine*, Aves 29
 Elasas, *Heine*, Aves 35
 Elasmogorgia, *Wright and Studer*,
 Coel. (1889) 23
 Elasmostoma, *Olliff*, Ins. 161
 Elathous, *Reitter*, Ins. 133
 Elytrocheilus, *Faust*, Ins. 151
 Embololimnebius, *Kuvert*, Ins. 105
 Emeryia, *Forel*, Ins. 189
 Empoasca, *Goding*, Ins. 291
 Empolis, *Blackburn*, Ins. 151
 Encalypta, *Müschler*, Ins. 242
 Encarsioneura, *Konow*, Ins. 202
 Endotrichodes, *Ragonot*, Ins. 260
 Enetia, *Thorell*, Arachn. 5
 Enochroides, *Kuvert*, Ins. 105
 Enosis, *Mabille*, Ins. (1889) 227
 Enygrothrerus, *Heine*, Aves 33
 Eoatlanta, *Cossmann*, Moll. 41
 Eooxylides, *Nicéville*, Ins. 217
 Eotarbus, *Kusta*, Arachn. (1889) 18
 Eothes, *Scudder*, Ins. 86
 Eotingis, *Scudder*, Ins. 86
 Epicaste, *Gumppenberg*, Ins. 252
 Epicercyon, *Kuvert*, Ins. 105
 Epigrypa, *Brunner*, Ins. 319
 Episemmia, *Ragonot*, Ins. 260
 Epistaurus, *Bolivar*, Ins. 319
 Epitamyræ, *Ragonot*, Ins. 260
 Epitomynis, *Schulze*, Pisces 31
 Epitrachys, *Schulze*, Pisces 18
 Epolia, *Brauer and Bergenstamm*,
 Ins. 286
 Eriocampoides, *Konow*, Ins. 202
 Eriopisa, *Stebbing*, Crust. 14

- Erioptycha, *Ragonot*, Ins. 260
 Erythrolimnas, *Heine*, Aves 26
 Esuridea, *Reuter*, Ins. 295
 Etirocoris, *Scudder*, Ins. 84
 Euarne, *Müschler*, Ins. 269
 Eubatrisus, *Raffray*, Ins. 111
 Eucalathis, *Fischer and Oehlert*,
 Brach. 8
 Eucamptodes, *Sharp*, Ins. 117
 Euchoreutes, *Slater*, Mamm. 38
 Eucnochœta, *Müller*, Crust. 16
 Eucorites, *Scudder*, Ins. 85
 Eudasyopus, *Bigot*, Ins. 279
 Eudexia, *Brauer and Bergenstamm*,
 Ins. 286
 Eudriloides, *Michaelsen*, Verm. 19
 Eueretagrotis, *Smith*, Ins. 242
 Euxippe, *Ragonot*, Ins. 260
 Eugerda, *Meinert*, Crust. 13
 Eulaphygma, *Butler*, Ins. 242
 Euliphyra, *Holland*, Ins. 217
 Eumathes, *Heine*, Aves 45
 Eumetopia, *Brauer and Bergen-*
 stamm, Ins. 286
 Euplectopsis, *Raffray*, Ins. 111
 Eurachis, *Horn*, Ins. 132
 Euranoxia, *Semenow*, Ins. 123
 Eurycraspeda, *Swinhoe*, Ins. 260
 Eurymera, *Pfeffer*, Crust. 14
 Euryprosthius, *Karsch*, Ins. 301
 Euspirocrommium, *Sacco*, Moll. 53
 Eutachina, *Brauer and Bergen-*
 stamm, Ins. 284
 Eutyctus, *Semenow*, Ins. 126
 Exitelus, *Scudder*, Ins. 86

 Fabrea, *Henneguy*, Prot. 10
 Farlowella, *Eigenmann*, Pisces(1889)
 23
 Feanus, *Bates*, Ins. 100
 Felicia, *Rochebrune and Mabile*,
 Moll. (1889) 70
 Ficarasites, *Scudder*, Ins. 88
 Florissantia, *Scudder*, Ins. 87
 Forbesium, *Weed*, Arachn. 15
 Freilla, *Druce*, Ins. 243
 Fulguoficus, *Sacco*, Moll. 47
 Fusoficula, *Sacco*, Moll. 47
 Fustigeropsis, *Raffray*, Ins. 111

 Galeaster, *Sennes*, Ech. 9
 Galeodocassis, *Sacco*, Moll. 46
 Galeodosconsia, *Sacco*, Moll. 46
 Galeolimnas, *Heine*, Aves 26
 Gastrotheus, *Casey*, Ins. 308
 Gaurotina, *Ganglbauer*, Ins. 161
 Geniates, *Heine*, Aves 41
 Gennadas, *Heine*, Aves 36

 Gennacochen, *Heine*, Aves 33
 Genyophryne, *Boulenger*, Rept. 25
 Geoprionus, *Lameere*, Ins. 161
 Gerallycosa, *Kusta*, Arachn. (1889)
 18
 Geranchon, *Scudder*, Ins. 89
 Geratarbus, *Scudder*, Arachn. 15
 Gibbaster, *Sennes*, Ech. 9
 Gigantostylis, *Frech*, Cœl. 21
 Gillellus, *Gilbert*, Pisces 23
 Girtexta, *Swinhoe*, Ins. 260
 Glaucerodius, *Heine*, Aves 31
 Glyptaspis, *Newberry*, Pisces 12
 Glyptocera, *Ragonot*, Ins. 260
 Glyptops, *Marsh*, Rept. 20
 Gnomulus, *Thorell*, Arachn. 15
 Goniodus, *Newberry*, Pisces 11
 Goniophana, *Brauer and Bergen-*
 stamm, Ins. 284
 Gosfordia, *Woodward*, Pisces 12
 Græophonus, *Scudder*, Arachn. 16
 Grananoxia, *Brenske*, Ins. 124
 Granatina, *Sharpe*, Aves 47
 Graphelochares, *Kuwert*, Ins. 105
 Grevys, *Schaufuss*, Ins. 79
 Gymnes, *Scudder*, Ins. 319
 Gymnobasis, *Brauer and Bergen-*
 stamm, Ins. 286
 Gymnoceromyia, *Bigot*, Ins. 279
 Gymnopareia, *Brauer and Bergen-*
 stamm, Ins. 285
 Gymnophania, *Brauer and Bergen-*
 stamm, Ins. 288
 Gypsocheres, *Meyrick*, Ins. 271

 Habrocomes, *Karsch*, Ins. 316
 Habromastix, *Skuse*, Ins. 276
 Hagiopsar, *Sharpe*, Aves 45
 Hagnometopias, *Schaufuss*, Ins.
 80
 Halcampoides, *Danielssen*, Cœl. 18
 Haliacris, *Pfeffer*, Crust. 13
 Halinertus, *Heine*, Aves 35
 Halistylus, *Dall*, Moll. 56
 Halmonises, *von Kennel*, Cœl. 15
 Haloikema, *Bourne*, Cœl. 13
 Halonabis, *Reuter*, Ins. 299
 Hammapteryx, *Scudder*, Ins. 88
 Haplœnas, *Heine*, Aves 25
 Haplosoma, *Semenow*, Ins. 126
 Haplosomoides, *Duvivier*, Ins. 171
 Haplostola, *Müschler*, Ins. 243
 Haritalodes, *Warren*, Ins. 261
 Harmosternus, *Gahan*, Ins. 161
 Hastatella, *Erlanger*, Prot. 11
 Hectomanes, *Meyrick*, Ins. 237
 Hectoria, *Tepper*, Ins. 316
 Heeria, *Scudder*, Ins. 84

- Hekaterobranchus, *Buchanan*, Verm. 20
 Helgia, *Vinciguerra*, Pisces 30
 Heliades, *Ragonot*, Ins. 261
 Helicopsoides, *Mocquard*, Rept. 15
 Heliocorys, *Sharpe*, Aves 51
 Heliodrillus, *Beddard*, Verm. 19
 Heliophilus, *Faust*, Ins. 152
 Heliostræma, *Reitter*, Ins. 142
 Helocharimorphus, *Kuwert*, Ins. 106
 Helocombus, *Horn*, Ins. 105
 Helvidia, *Thorell*, Arachn. 7
 Hemiaëgina, *Bovallius*, Crust. 15
 Hemicaridina, *Ortmann*, Crust. 13
 Hemicephalis, *Möschler*, Ins. 243
 Hemictenodus, *Jaekel*, Pisces 12
 Hemidiptera, *Léon*, Ins. 291
 Hemimasicera, *Brauer and Bergenstamm*, Ins. 283
 Hemiscopsis, *Warren*, Ins. 261
 Henecosoma, *Horn*, Ins. 132
 Henoehilus, *Garman*, Pisces 30
 Hercodera, *Gahan*, Ins. 162
 Hesperomyia, *Brauer and Bergenstamm*, Ins. 286
 Hetaurocaris, *de Man*, Crust. 12
 Heteracanthus, *Newberry*, Pisces 17
 Heteranaphe, *Sharpe*, Ins. 231
 Heteroeuplectus, *Schaufuss*, Ins. 80
 Heterhyphantes, *Sharpe*, Aves 47
 Heteromorpha, *Failla-Tedaldi*, Ins. 243
 Heteronychia, *Brauer and Bergenstamm*, Ins. 287
 Heteroplistodus, *Jakonleff*, Ins. 122
 Heteropsar, *Sharpe*, Aves 45
 Hexamera, *Brauer and Bergenstamm*, Ins. 287
 Hexarrhopala, *Gahan*, Ins. 162
 Hippodes, *Karsch*, Ins. 319
 Hiracospizias, *Heine and Reichenow*, Aves 36
 Hisonotus, *Eigenmann*, Pisces (1889) 23
 Holocneme, *Konow*, Ins. 203
 Holcopneustes, *Cotteau*, Ech. 21
 Holcopyge, *Champion*, Ins. 143
 Holonema, *Newberry*, Pisces 12
 Holophris, *Mocsáry*, Ins. 192
 Homalostoma, *Brauer and Bergenstamm*, Ins. 286
 Homœolacon, *Blackburn*, Ins. 133
 Homœonychia, *Brauer and Bergenstamm*, Ins. 287
 Homoporus, *Thomson*, Ins. 195
 Homosassa, *Hulst*, Ins. 261
 Homotherium, *Fabrini*, Mamm. 27
 Hoplistoscelis, *Reuter*, Ins. 299
 Hoplochæta, *Beddard*, Verm. 19
 Hoplocrepis, *Ashmead*, Ins. 199
 Hoplophoria, *Wilson*, Cœl. 19
 Hoplostines, *Blackburn*, Ins. 172
 Hornathus, *Gahan*, Ins. 162
 Hormoschista, *Möschler*, Ins. 249
 Huberia, *Forel*, Ins. 189
 Huddlestonia, *Buckman*, Moll. 28
 Hyatella, *Lendenfeld*, Spong. (1889) 15
 Hydaspes, *Bourgeois*, Ins. 135
 Hydranassa, *Heine*, Aves 31
 Hyetoceryx, *Heine*, Aves 29
 Hylexetastes, *Sclater*, Aves (1889) 55
 Hypargyra, *Gahan*, Ins. 162
 Hypertricha, *Meyrick*, Ins. 269
 Hypochæta, *Brauer and Bergenstamm*, Ins. 284
 Hypocosmia, *Ragonot*, Ins. 261
 Hypocytis, *Ortmann*, Pol. 5
 Hypographia, *Ragonot*, Ins. 261
 Hypogryphia, *Ragonot*, Ins. 261
 Hypopygurus, *Gauthier*, Ech. 21
 Hypothecla, *Semper*, Ins. 217
 Hystrichoneura, *Brauer and Bergenstamm*, Ins. 288
 Ideoroncus, *Balzan*, Arachn. 14
 Idiella, *Brauer and Bergenstamm*, Ins. 289
 Idiopsis, *Brauer and Bergenstamm*, Ins. 289
 Ilyodes, *Scudder*, Myr. 4
 Ilyonetta, *Heine*, Aves 33
 Imerina, *Ragonot*, Ins. 261
 Imerinus, *Gahan*, Ins. 162
 Imogala, *Keyserling*, Arachn. 12
 Ira, *Neumoegen*, Ins. 226
 Irregulatopora, *Wentzel*, Cœl. 14
 Ischnodactylus, *Cossmann*, Moll. 48
 Ischnogaster, *Kriechbaumer*, Ins. 195
 Ischnorrhada, *Ganglbauer*, Ins. 162
 Ischnostrangalis, *Ganglbauer*, Ins. 162
 Ischnotoma, *Skuse*, Ins. 276
 Ischyriodonta, *Ulrich*, Moll. 60
 Iveusia, *Bolivar*, Ins. 316
 Jassopsis, *Scudder*, Ins. 89
 Joyeuxia, *Topsent*, Spong. 15
 Jubomorphus, *Raffray*, Ins. 111
 Jullienella, *Schlumberger*, Prot. 9
 Jupiteria, *Scudder*, Ins. 82
 Jurinella, *Brauer and Bergenstamm*, Ins. 287

- Kadosactis, *Danielssen*, Cœl. 16
 Kaliopsis, *Topsent*, Spong. 15
 Kerœides, *Wright and Studer*, Cœl. (1889) 24
 Kodiodes, *Danielssen*, Cœl. 18
 Korenia, *Danielssen*, Cœl. 16
 Krugia, *Möschler*, Ins. 244
 Kunbir, *Lameere*, Ins. 162
 Kunthia, *Schlüter*, Cœl. (1889) 19
 Kustarachne, *Scudder*, Arachn. 16
 Kyliandrosactis, *Danielssen*, Cœl. 16

 Labidogyne, *Brauer and Bergens-
stamm*, Ins. 288
 Labiduromma, *Scudder*, Ins. 91
 Laccocenus, *Sloane*, Ins. 100
 Laceryzon, *Heine*, Aves 44
 Lacetas, *Karsch*, Ins. 300
 Lætilia, *Ragonot*, Ins. 261
 Lagarodes, *Karsch*, Ins. 316
 Lamprella, *Reuter*, Ins. 297
 Lamprophonus, *Bates*, Ins. 100
 Lanista, *Bolívar*, Ins. 316
 Lanocira, *Hansen*, Crust. 14
 Laodamia, *Ragonot*, Ins. 261
 Lapothus, *Casey*, Ins. 115
 Lasiomerus, *Reuter*, Ins. 299
 Lasiona, *Wulp*, Ins. 281
 Latirofusus, *Cossmann*, Moll. 44
 Latzelia, *Scudder*, Myr. 4
 Laurentia, *Costa*, Ins. 203
 Lechria, *Skuse*, Ins. 276
 Lechrioderus, *Paust*, Ins. 152
 Leianophora, *Möschler*, Ins. 244
 Leiponeura, *Skuse*, Ins. 276
 Leonardia, *Canefri*, Moll. 37
 Lepidocampa, *Oudemans*, Ins. 308
 Lepidogma, *Meyrick*, Ins. 261
 Lepidognathus, *Lidth de Jeude*, Rept. 15
 Lepidomenia, *Kowalevsky and Marion*, Moll. 58
 Leptobrochus, *Scudder*, Ins. 90
 Leptochæta, *Brauer and Bergens-
stamm*, Ins. 284
 Leptopelia, *Heine*, Aves 26
 Leptostales, *Möschler*, Ins. 253
 Leptynia, *Pantel*, Ins. 314
 Leucochesias, *Mabille*, Ins. 253
 Leucocraspeda, *Warren*, Ins. 262
 Leuroglossus, *Gilbert*, Pisces 32
 Lichenaula, *Meyrick*, Ins. 269
 Lichenochrus, *Karsch*, Ins. 316
 Ligymolpa, *Karsch*, Ins. 300
 Limaohyops, *Marsh*, Mamm. 42
 Limnophyes, *Sclater*, Aves (1889) 55
 Limnopsyche, *Scudder*, Ins. 90
 Limonophila, *Günppenbergl*, Ins. 253

 Limoxena, *Thorell*, Arachn. 6
 Lingulodiscina, *Whitfield*, Brach. 4
 Linnæa, *Scudder*, Ins. 85
 Liocentrum, *Karsch*, Ins. 316
 Liodaptus, *Bates*, Ins. 101
 Lioglossina, *Gilbert*, Pisces 26
 Liopeplum, *Dall*, Moll. 43
 Liropus, *Bovullius*, Crust. 15
 Lispothorium, *Paust*, Ins. 152
 Lithagrion, *Scudder*, Ins. 91
 Lithaphis, *Scudder*, Ins. 89
 Lithecephora, *Scudder*, Ins. 88
 Lithochromus, *Scudder*, Ins. 86
 Lithocoris, *Scudder*, Ins. 85
 Lithophysa, *Scudder*, Ins. 83
 Lithopsyche, *Scudder*, Ins. 82
 Lithotorus, *Scudder*, Ins. 81
 Litobrochus, *Scudder*, Ins. 90
 Lobibyxx, *Heine*, Aves 29
 Loborhiza, *Vanhöffen*, Cœl. (1889) 15
 Lochmophasis, *Heine*, Aves 23
 Locrites, *Scudder*, Ins. 88
 Loderus, *Konow*, Ins. 203
 Lomatacantha, *Brauer and Bergens-
stamm*, Ins. 285
 Longchampia, *Kirby*, Ins. 312
 Lophiomys, *Depéret*, Mamm. 37
 Lophoditta, *Möschler*, Ins. 249
 Lophophalaris, *Heine*, Aves 26
 Lophophora, *Möschler*, Ins. 249
 Lophopleura, *Ragonot*, Ins. 262
 Lophyromyia, *Brauer and Bergens-
stamm*, Ins. 283
 Loxogmus, *Sloane*, Ins. 101
 Loxoscia, *Warren*, Ins. 262
 Lucioblennius, *Gilbert*, Pisces 23
 Lycodapus, *Gilbert*, Pisces 25
 Lycoptis, *Casey*, Ins. 118
 Lygæonematus, *Konow*, Ins. 293
 Lygistorrhina, *Skuse*, Ins. 274
 Lysania, *Thorell*, Arachn. 9

 Macgeea, *Webster*, Cœl. 22
 Machærodes, *Brendel*, Ins. 112
 Machlostomus, *Heine*, Aves 41
 Macrometopa, *Brauer and Bergens-
stamm*, Ins. 286
 Macroprosopa, *Brauer and Bergens-
stamm*, Ins. 286
 Macrotheca, *Ragonot*, Ins. 262
 Macta, *Raffray*, Ins. 112
 Madoniactis, *Danielssen*, Cœl. 17
 Malacottus, *Bean*, Pisces 21
 Malvina, *Cameron*, Ins. 200
 Maneca, *Nicville*, Ins. 219
 Manhatta, *Hulst*, Ins. 262
 Mardoella, *Danielssen*, Cœl. 19

- Maricota, *Hulst*, Ins. 262
 Marmarochelus, *Desbrochers*, Ins. 153
 Masipoda, *Brauer and Bergenstamm*, Ins. 284
 Mataeschistus, *Scudder*, Ins. 84
 Mataeus, *Karsch*, Ins. 316
 Mazodus, *Newberry*, Pisces 10
 Medusaster, *Stüertz*, Ech. 22
 Megalochæta, *Brauer and Bergenstamm*, Ins. 283
 Megalocoleus, *Reuter*, Ins. 297
 Megataphrus, *Casey*, Ins. 118
 Melanolarus, *Heine*, Aves 29
 Melanonetta, *Heine*, Aves 33
 Melinospila, *Kraatz*, Ins. 128
 Mesides, *Heine*, Aves 37
 Mesobrochus, *Scudder*, Ins. 90
 Mesophyllum, *Barrois*, Cœl. (1889) 19
 Mesoplatus, *Raffray*, Ins. 112
 Mesopoma, *Traquair*, Pisces 14
 Mesostigmodera, *Etheridge and Olliff*, Ins. 81
 Mesotrochus, *Wasmann*, Ins. 108
 Messor, *Forel*, Ins. 190
 Metadoticus, *Olliff*, Ins. 158
 Metalcyonium, *Pfeffer*, Cœl. (1889) 20
 Metallata, *Möschler*, Ins. 249
 Metallites, *Schulze*, Pisces 30
 Metapopneumata, *Möschler*, Ins. 245
 Metaprotella, *Bovallius*, Crust. 14
 Metina, *Druce*, Ins. 249
 Metobrium, *Gahan*, Ins. 163
 Metoponitys, *Karsch*, Ins. 302
 Metoposaurus, *Lydekker*, Rept. 28
 Metoscelis, *Thorell*, Arachn. 6
 Microblemma, *Semenow*, Ins. 140
 Microbracon, *Ashmead*, Ins. 198
 Microcampa, *Fewkes*, Cœl. (1889) 14
 Microdiplax, *Selys*, Ins. 312
 Microferonia, *Blackburn*, Ins. 101
 Microjulistus, *Reitter*, Ins. 136
 Miconematus, *Konow*, Ins. 203
 Microniodes, *Maassen*, Ins. 254
 Microniscus, *Dollfus*, Crust. 14
 Mironychia, *Brauer and Bergenstamm*, Ins. 287
 Micronympha, *Kirby*, Ins. 312
 Micropelia, *Heine*, Aves 26
 Microphylla, *Kraatz*, Ins. 124
 Microplana, *Vejdovsky*, Verm. 21
 Microstega, *Meyrick*, Ins. 262
 Microstictus, *Hargitt*, Aves 42
 Minorista, *Warren*, Ins. 262
 Mimula, *Jakowleff*, Ins. 293
 Mipa, *Raffray*, Ins. 112
 Mineola, *Hulst*, Ins. 262
 Minthodes, *Brauer and Bergenstamm*, Ins. 288
 Miopsalis, *Thorell*, Arachn. 15
 Miösiren, *Dollo*, Mamm. 50
 Mitracephala, *Raffray*, Ins. 112
 Mitrolysis, *Cope*, Rept. 25
 Miuroglanis, *Eigenmann*, Pisces (1889) 23
 Mnematidium, *Ritsema*, Ins. (1889) 117
 Mnesixena, *Meyrick*, Ins. 262
 Mochlosoma, *Brauer and Bergenstamm*, Ins. 287
 Moffatia, *Moore*, Ins. 232
 Monomitopus, *Alcock*, Pisces 26
 Monopoma, *Turneretscher*, Cœl. 14
 Monoposthia, *von Linstow*, Verm. (1889) 25
 Monyx, *Schaufuss*, Ins. 79
 Moodna, *Hulst*, Ins. 262
 Morchelliopsis, *Lahille*, Tun. 6
 Morgenia, *Karsch*, Ins. 316
 Morimospasma, *Gunglbauer*, Ins. 163
 Morionassa, *Sacco*, Moll. 46
 Mormotus, *Karsch*, Ins. 316
 Morphelaphus, *Filhol*, Mamm. 46
 Möschleria, *Möschler*, Ins. 254
 Mota, *Nicéville*, Ins. 219
 Muriceides, *Wright and Studer*, Cœl. (1889) 22
 Musoda, *Karsch*, Ins. 300
 Myiomima, *Brauer and Bergenstamm*, Ins. 286
 Myiomintho, *Brauer and Bergenstamm*, Ins. 288
 Myiopharus, *Brauer and Bergenstamm*, Ins. 284
 Myoscalops, *Thomas*, Mamm. 37
 Myothyria, *Wulp*, Ins. 282
 Mystacella, *Wulp*, Ins. 282
 Mystrorhamphus, *Heine*, Aves 32
 Myxomygale, *Filhol*, Mamm. 26
 Nanorchestes, *Topsent and Trouesart*, Arachn. 17
 Narcetes, *Alcock*, Pisces 32
 Nassopsis, *Smith*, Moll. 45
 Nastonotus, *Bolívar*, Ins. 316
 Nauthacia, *Scudder*, Ins. 93
 Nearcha, *Meyrick*, Ins. 254
 Necrochromus, *Scudder*, Ins. 86
 Necrocrydnus, *Scudder*, Ins. 83
 Necropsylla, *Scudder*, Ins. 89
 Necrosorex, *Filhol*, Mamm. 26
 Necygonus, *Scudder*, Ins. 87
 Nemertodrilus, *Michaelsen*, Verm. 20

- Nemobiopsis, *Bolivar*, Ins. 315
 Nemuroglanis, *Eigenmann*, Pisces (1889) 22
 Neodalmus, *Raffray*, Ins. 112.
 Neoheteronyx, *Blackburn*, Ins. 124
 Neolarra, *Ashmead*, Ins. 185
 Neolepidiota, *Blackburn*, Ins. 124
 Neolycæna, *Nicéville*, Ins. 219
 Neoptera, *Wulp*, Ins. 282
 Neospades, *de Vis*, Rept. 16
 Neothanes, *Scudder*, Ins. 78
 Nephus, *Jacoby*, Ins. 173
 Nesacanthis, *Sharpe*, Aves 48
 Nesocitites, *Hargitt*, Aves 42
 Nettlelopes, *Heine*, Aves 33
 Neurogomphus, *Karsch*, Ins. 312
 Niasia, *Jacoby*, Ins. 173
 Ninetis, *Simon*, Arachn. 8
 Niteta, *Weise*, Ins. 178
 Notasellus, *Pfeffer*, Crust. 13
 Notera, *Mabille*, Ins. 254
 Nothippus, *Thorell*, Arachn. 15
 Notiomys, *Thomas*, Mamm. 36
 Notosara, *Meyrick*, Ins. 270
 Nugaculus, *Schaufuss*, Ins. 80
 Nugator, *Schaufuss*, Ins. 80
 Nuridius, *Sloane*, Ins. 101
 Nyctimene, *Heine*, Aves 37
 Nyctophylax, *Scudder*, Ins. 87
 Nymphalites, *Scudder*, Ins. 82

 Oriopherus, *Bigot*, Ins. 279
 Obricala, *Raffray*, Ins. 112
 Ochtarthrum, *Faust*, Ins. 153
 Ochthera, *Bergroth*, Ins. 300
 Ochtherus, *Bergroth*, Ins. 290
 Ocesia, *Ragonot*, Ins. 262
 Odonia, *Bergroth*, Ins. 296
 Odontolimnebius, *Kuwert*, Ins. 106
 Odontomelus, *Bolivar*, Ins. 319
 Odontoptilum, *Nicéville*, Ins. 222
 Oenone, *Meyrick*, Ins. 254
 Oestrophasia, *Brauer and Bergensstamm*, Ins. 288
 Ogoas, *Druce*, Ins. 250
 Oikomicon, *Swainson*, Tun. 6
 Oiharites, *Scudder*, Ins. 87
 Oligoæchna, *Selys*, Ins. 312
 Omophlina, *Reitter*, Ins. 142
 Onychogonia, *Brauer and Bergensstamm*, Ins. 285
 Ophelosia, *Riley*, Ins. 200
 Ophias, *Ragonot*, Ins. 263
 Ophthalmopoue, *Forel*, Ins. 190
 Opisopueustes, *Gauthier*, Ech. 21
 Opisorhyssa, *Kriechbaumer*, Ins. 196
 Opisthedeicta, *Warren*, Ins. 263

 Opisthodierus, *Karsch*, Ins. 316
 Opsibotys, *Warren*, Ins. 263
 Ornithomimus, *Marsh*, Rept. 17
 Oronertes, *Heine*, Aves 35
 Orphanostigma, *Warren*, Ins. 263
 Orsinome, *Thorell*, Arachn. 6
 Orthæa, *Jacoby*, Ins. 174
 Orthechinus, *Gauthier*, Ech. 21
 Orthochetus, *Cossmann*, Moll. 48
 Orthomiella, *Nicéville*, Ins. 219
 Orthopleurosaurus, *Lydekker*, Rept. 28
 Orthospila, *Warren*, Ins. 263
 Orthriocoris, *Scudder*, Ins. 84
 Ortygops, *Heine*, Aves 26
 Oryctaphis, *Scudder*, Ins. 89
 Oryctopleura, *Ragonot*, Ins. 263
 Othnonius, *Olliff*, Ins. 124
 Otomantis, *Bolivar*, Ins. 314
 Ortygonax, *Heine*, Aves 26
 Oxyomera, *Raffray*, Ins. 112
 Oxyropsis, *Eigenmann*, Pisces (1889) 23
 Ozaleus, *Thorell*, Arachn. 7

 Pachymorphus, *Möschler*, Ins. 263
 Pachynematus, *Konow*, Ins. 203
 Pachyophthalmus, *Brauer and Bergensstamm*, Ins. 286
 Pachytomella, *Reuter*, Ins. 298
 Paectira, *Karsch*, Ins. 300
 Paladicella, *Scudder*, Ins. 90
 Palæocervus, *Filhol*, Mamm. 46
 Palæochrysa, *Scudder*, Ins. 90
 Palæolycus, *Etheridge and Olliff*, Ins. 81
 Palæoniscinotus, *Rohon*, Pisces 14
 Palæosilpha, *Flach*, Ins. 80
 Palæospondylus, *Traquair*, Pisces 17
 Palæostella, *Stürtz*, Ech. 22
 Palæovelis, *Scudder*, Ins. 87
 Palaphrodes, *Scudder*, Ins. 88
 Palenarthrus, *Scudder*, Myr. 4
 Palimbolus, *Raffray*, Ins. 112
 Palmitia, *Ragonot*, Ins. 263
 Pammiges, *Schaufuss*, Ins. 80
 Panaque, *Eigenmann*, Pisces (1889) 23
 Paniasis, *Druce*, Ins. 230
 Pantcephylus, *Karsch*, Ins. 316
 Pantobatrachus, *Schaufuss*, Ins. 80
 Paophilus, *Faust*, Ins. 154
 Parabuthus, *Pocock*, Arachn. 13
 Paracaprella, *Bovallius*, Crust. 15
 Paracymoriza, *Warren*, Ins. 263
 Paracymorphus, *Kuwert*, Ins. 106
 Paradentella, *Bovallius*, Crust. 14

- Paradicrolene, *Alcock*, Pisces 26
 Paradoxodon, *Filhol*, Mamm. 46
 Paradoxomys, *Ameghino*, Mamm. (1889) 33
 Paradoxosoma, *Daday*, Myr. 3
 Paraerynnia, *Brauer and Bergenstamm*, Ins. 284
 Paraexorista, *Brauer and Bergenstamm*, Ins. 283
 Paragymnopternus, *Bigot*, Ins. 279
 Paraisothricha, *Fiorentini*, Prot. 11
 Paralophosia, *Brauer and Bergenstamm*, Ins. 283
 Paramacronychia, *Brauer and Bergenstamm*, Ins. 286
 Paramenia, *Brauer and Bergenstamm*, Ins. 289
 Paranephtya, *Wright and Studer*, Cœl. (1889) 20
 Paranothus, *Karsch*, Ins. 302
 Parantipathes, *Brook*, Cœl. (1889) 17
 Paraphania, *Brauer and Bergenstamm*, Ins. 288
 Paraphellia, *Haddon*, Cœl. (1889) 15
 Paraphorocera, *Brauer and Bergenstamm*, Ins. 284
 Paraprosena, *Brauer and Bergenstamm*, Ins. 287
 Parasamera, *Warren*, Ins. 263
 Parascombrops, *Alcock*, Pisces, 18
 Parasopia, *Möschler*, Ins. 263
 Parastrangalis, *Ganglbauer*, Ins. 163
 Paratalanta, *Meyrick*, Ins. 263
 Paraxia, *Möschler*, Ins. 230
 Parazygops, *Desbrochers*, Ins. 154
 Pardomima, *Warren*, Ins. 263
 Paresuris, *Reuter*, Ins. 296
 Parnia, *Mabille*, Ins. 235
 Parnoides, *Kuwert*, Ins. 120
 Parnopis, *Heine*, Aves 32
 Parodarmistus, *Scudder*, Ins. 84
 Paroneiroides, *Alcock*, Pisces 20
 Paropioxys, *Karsch*, Ins. 302
 Paropsocus, *Scudder*, Ins. 91
 Parotocinclus, *Eigenmann*, Pisces (1889) 23
 Parvipalpus, *Bovallius*, Crust. 14
 Parymenopus, *Wood-Mason*, Ins. 314
 Patranus, *Raffray*, Ins. 112
 Pavicia, *Brogniart*, Ins. 163
 Paxilloides, *Kuwert*, Ins. 121
 Pectunculopsis, *Ebert*, Moll. 60
 Pediuopsis, *Raffray*, Ins. 112
 Pelasgis, *Ragonot*, Ins. 263
 Pelecphora, *Scudder*, Ins. 88
 Pelmatomyia, *Brauer and Bergenstamm*, Ins. 283
 Peloropeodes, *Wheeler*, Ins. 279
 Pelturagonia, *Mocquard*, Rept. 9
 Pemelus, *Horn*, Ins. 106
 Pemptolasius, *Gahan*, Ins. 163
 Penestola, *Möschler*, Ins. 264
 Pentagonolepis, *Lohest*, Pisces 17
 Pentamyia, *Brauer and Bergenstamm*, Ins. 283
 Pentathemis, *Karsch*, Ins. 312
 Pentatomites, *Scudder*, Ins. 84
 Pentesilea, *Ragonot*, Ins. 264
 Penthetriopsis, *Sharpe*, Aves 46
 Perama, *Thorell*, Arachn. 8
 Perigonica, *Smith*, Ins. 246
 Periphima, *Jakowleff*, Ins. 294
 Perissectis, *Meyrick*, Ins. 237
 Perseis, *Ragonot*, Ins. 264
 Peruvia, *Scudder*, Ins. 319
 Petalodontia, *Poča*, Moll. 63
 Pexionemidia, *Möschler*, Ins. 270
 Pexopsis, *Brauer and Bergenstamm*, Ins. 283
 Peyritschia, *Brauer and Bergenstamm*, Ins. 286
 Phacelias, *Heine*, Aves 59
 Phacelodomus, *Sclater*, Aves 63
 Phædulus, *Karsch*, Ins. 302
 Phædropsis, *Warren*, Ins. 264
 Phænobolus, *Horn*, Ins. 132
 Phænotypus, *Horn*, Ins. 106
 Phalespoides, *Raffray*, Ins. 112
 Phaneropus, *Simroth*, Moll. 32
 Phanerotis, *Boulenger*, Rept. 25
 Phaniomyia, *Brauer and Bergenstamm*, Ins. 288
 Phasiopteryx, *Brauer and Bergenstamm*, Ins. 288
 Phassa, *Heine*, Aves 25
 Phialodoris, *Bergh*, Moll. 39
 Philanthocephalus, *Cameron*, Ins. 186
 Philoganga, *Kirby*, Ins. 312
 Philomastix, *Froggatt*, Ins. 203
 Philornis, *Meinert*, Ins. 282
 Phlyctænius, *Traquair*, Pisces 13
 Phlyctaina, *Möschler*, Ins. 250
 Phola, *Weise*, Ins. 174
 Pbrudopamera, *Scudder*, Ins. 85
 Phtegnomus, *Raffray*, Ins. 112
 Phtinocoris, *Scudder*, Ins. 84
 Phtthonerodes, *Meyrick*, Ins. 270
 Phtthorimus, *Thomson*, Ins. 197
 Phyllocephala, *Blackburn*, Ins. 126
 Phyllorhynchus, *Stejneger*, Rept. 14
 Phylomictis, *Meyrick*, Ins. 270

- Phymatopsis, *Skuse*, Ins. 277
 Physa, *Raffray*, Ins. 112
 Phyxioschema, *Simon*, Arachn. (1889) 13
 Pichipilus, *Ameghino*, Mamm. 51
 Piezocoris, *Scudder*, Ins. 84
 Pilostibes, *Meyrick*, Ins. 270
 Pinacophyllum, *Frech*, Cœl. 21
 Pionites, *Heine*, Aves 41
 Pirantillus, *Bates*, Ins. 102
 Piras, *Champion*, Ins. 146
 Pisynolymnas, *Heine*, Aves 26
 Placogorgia, *Wright and Studer*, Cœl. (1889) 22
 Plagiopsis, *Brauer and Bergens-
stamm*, Ins. 287
 Planismus, *Cusey*, Ins. 118
 Platagrotis, *Smith*, Ins. 246
 Platycaulos, *Wright and Studer*, Cœl. (1889) 23
 Platyoposaurus, *Lydekker*, Rept. 28
 Platyphasia, *Skuse*, Ins. 277
 Platypholis, *Boulenger*, Rept. 8
 Platyporus, *Reuter*, Ins. 298
 Plectobranchnus, *Gilbert*, Pisces 23
 Plectophila, *Meyrick*, Ins. 270
 Plectroperdix, *Heine*, Aves 24
 Plectroscapus, *Gahan*, Ins. 164
 Plerophyllum, *Frech*, Cœl. 22
 Pleurasympieza, *Möschler*, Ins. 246
 Pleurophysa, *Fewkes*, Cœl. 15
 Pleuroprucha, *Möschler*, Ins. 254
 Pleuroptya, *Meyrick*, Ins. 264
 Plexauroides, *Wright and Studer*, Cœl. (1889) 23
 Plusiomyia, *Skuse*, Ins. 277
 Podoctis, *Thorell*, Arachn. 15
 Pododexia, *Brauer and Bergens-
stamm*, Ins. 286
 Podogomphus, *Karsch*, Ins. 312
 Podomyia, *Brauer and Bergens-
stamm*, Ins. 284
 Pœcilotreron, *Heine*, Aves 25
 Pogonites, *Heine*, Aves 41
 Poliopsis, *Joubin*, Verm. 17
 Polioschistus, *Scudder*, Ins. 84
 Polygaster, *Wulp*, Ins. 282
 Polyglochis, *Karsch*, Ins. 317
 Polyodontophis, *Boulenger*, Rept. 14
 Polytoreutus, *Michaelsen*, Verm. 20
 Pomatochelidon, *Heine*, Aves 29
 Ponerodon, *Alcock*, Pisces 20
 Poroclinus, *Bean*, Pisces 23
 Porosagrotis, *Smith*, Ins. 246
 Porphyrocephalus, *Heine*, Aves 40
 Posus, *Boliviar*, Ins. 315
 Poteschistus, *Scudder*, Ins. 83
 Prussia, *Karsch*, Ins. 317
 Primnoides, *Wright and Studer*, Cœl. (1889), 22
 Primnoisis, *Wright and Studer*, Cœl. (1889) 21
 Prinecphora, *Scudder*, Ins. 88
 Priscopedatus, *Schlumberger*, Ech. 20
 Prister, *Heine*, Aves 33
 Pristisomus, *Woodward*, Pisces 15
 Probatrisus, *Raffray*, Ins. 112
 Prochoristis, *Meyrick*, Ins. 264
 Procometis, *Meyrick*, Ins. 270
 Procoris, *Scudder*, Ins. 85
 Procrophius, *Scudder*, Ins. 85
 Proctenius, *Reitter*, Ins. 142
 Procycololites, *Frech*, Cœl. 21
 Procydnus, *Scudder*, Ins. 83
 Prographularia, *Frech*, Cœl. 22
 Prohyæna, *Schlosser*, Mamm. 29
 Prolibythea, *Scudder*, Ins. 82
 Prolygæus, *Scudder*, Ins. 86
 Promethus, *Thomson*, Ins. 197
 Promyllantor, *Alcock*, Pisces 33
 Proneca, *Swinhoe*, Ins. 235
 Pronemobius, *Scudder*, Ins. 92
 Prophilus, *Raffray*, Ins. 112
 Proplectus, *Raffray*, Ins. 112
 Proputorius, *Wilhol*, Mamm. 30
 Prorhexius, *Raffray*, Ins. 112
 Prosadenophorus, *Joubin*, Verm. 17
 Prosarthria, *Brunner*, Ins. 320
 Prosigera, *Scudder*, Ins. 87
 Prosopodes, *Brauer and Bergens-
stamm*, Ins. 284
 Prospheysa, *Wulp*, Ins. 282
 Prothelidomus, *Oppenheim*, Moll. 34
 Protocatostomus, *Whitfield*, Pisces 29
 Protonoceras, *Warren*, Ins. 264
 Protosternum, *Sharp*, Ins. 107
 P'salidomyrmex, *André*, Ins. 191
 Psectrodes, *Ragonot*, Ins. 264
 Psectrogaster, *Eigenmann*, Pisces (1889) 26
 Pselaphophus, *Raffray*, Ins. 112
 Pselaphoxys, *Raffray*, Ins. 112
 Pselaptrichus, *Brendel*, Ins. 113
 Psettylis, *Alcock*, Pisces 27
 Pseudactenodes, *Kerremans*, Ins. 130
 Pseudadoretus, *Semenow*, Ins. 126
 Pseudæginella, *Bovallius*, Crust. 14
 Pseudanalthes, *Warren*, Ins. 264
 Pseudapharina, *Raffray*, Ins. 113
 Pseudepunda, *Butler*, Ins. 246
 Pseudocædius, *Blackburn*, Ins. 111
 Pseudocalpe, *Möschler*, Ins. 246

- Pseudocavonus, *Blackburn*, Ins. 126
 Pseudochoris, *Jacoby*, Ins. 175
 Pseudocypthagonus, *Desbrochers*, 157
 Pseudoferania, *Ogilby*, Rept. 16
 Pseudiformosia, *Brauer and Bergenstamm*, Ins. 287
 Pseudogibbula, *Dautzenberg*, Moll. 49
 Pseudogonia, *Brauer and Bergenstamm*, Ins. 285
 Pseudohamotus, *Raffray*, Ins. 113
 Pseudoheemicoras, *Müschler*, Ins. 246
 Pseudohoplia, *Reitter*, Ins. 125
 Pseudohystricia, *Brauer and Bergenstamm*, Ins. 287
 Pseudolacon, *Blackburn*, Ins. 134
 Pseudolesteva, *Schaufuss*, Ins. 97
 Pseudolowia, *Brauer and Bergenstamm*, Ins. 288
 Pseudomaniola, *Weymer*, Ins. 213
 Pseudomintho, *Brauer and Bergenstamm*, Ins. 288
 Pseudonerinea, *Loriol and Koby*, Moll. 49
 Pseudoperichæta, *Brauer and Bergenstamm*, Ins. 284
 Pseudophæa, *Kirby*, Ins. 312
 Pseudophanias, *Raffray*, Ins. 113
 Pseudophorocera, *Brauer and Bergenstamm*, Ins. 284
 Pseudopieris, *Godman and Salvin*, Ins. 207
 Pseudoplatychora, *Grouvelle*, Ins. 117
 Pseudoplectrurus, *Boulenger*, Rept. 13
 Pseudoplexaura, *Wright and Studer*, Cœl. (1889) 23
 Pseudoredtenbacheria, *Brauer and Bergenstamm*, Ins. 288
 Pseudostegophilus, *Eigenmann*, Pisces (1889) 23
 Pseudostruthus, *Oustalet*, Aves 49
 Pseudotoxotus, *Blackburn*, Ins. (1889) 167
 Pseudotyrys, *Raffray*, Ins. 113
 Pseudoxenodon, *Boulenger*, Rept. 15
 Psilopodinus, *Bigot*, Ins. 279
 Pteracmes, *Raffray*, Ins. 113
 Pteridomonas, *Penard*, Prot. 10
 Pteropathes, *Brook*, Cœl. (1889) 17
 Pteropelyx, *Cope*, Rept. 17
 Pterygocys, *Heine*, Aves 25
 Pterygosquilla, *Hilgendorf*, Crust. 13
 Psilodexia, *Brauer and Bergenstamm*, Ins. 286
 Ptilopareia, *Brauer and Bergenstamm*, Ins. 285
 Ptilozeuxia, *Brauer and Bergenstamm*, Ins. 287
 Ptocas, *Heine*, Aves 33
 Ptychoglossus, *Boulenger*, Rept. 10
 Ptychomyia, *Brauer and Bergenstamm*, Ins. 283
 Ptychoneura, *Brauer and Bergenstamm*, Ins. 285
 Ptychosium, *Lydekker*, Rept. 22
 Pygmæodrillus, *Michaelson*, Verm. 20
 Pyraustodes, *Ragonot*, Ins. 265
 Pyrocypis, *Müller*, Crust. 16
 Pytheas, *Topsent*, Spong. 15
 Rabyxis, *Raffray*, Ins. 113
 Radulinus, *Gilbert*, Pisces 21
 Rasicota, *Moore*, Ins. 233
 Reinwardtia, *Brauer and Bergenstamm*, Ins. 289
 Reitteria, *Faust*, Ins. 155
 Reitteronymus, *Raffray*, Ins. 113
 Rhabderæmia, *Topsent*, Spong. 15
 Rhabdobrissus, *Colteau*, Ech. 21
 Rhabdomastix, *Skuse*, Ins. 277
 Rhagoborus, *Heine*, Aves 41
 Rhamphotreron, *Heine*, Aves 26
 Rhaphiochæta, *Brauer and Bergenstamm*, Ins. 286
 Rhaxella, *Hinde*, Spong. 15
 Rhetothyrus, *Warren*, Ins. 265
 Rhepocoris, *Scudder*, Ins. 84
 Rhexinia, *Raffray*, Ins. 113
 Rhianus, *Thorell*, Arachn. 12
 Rhimphalea, *Heine*, Aves 30
 Rhinodontus, *Faust*, Ins. 155
 Rhinomorinia, *Brauer and Bergenstamm*, Ins. 287
 Rhinotachina, *Brauer and Bergenstamm*, Ins. 288
 Rhizagrotis, *Smith*, Ins. 247
 Rhopalopsis, *Herdman*, Tun. 6
 Rhynchagrotis, *Smith*, Ins. 247
 Rhynchodinera, *Brauer and Bergenstamm*, Ins. 287
 Rhynchosimus, *Heine*, Aves 30
 Rhyssonota, *Kriechbaumer*, Ins. 198
 Ritra, *Nicéville*, Ins. 220
 Ruscinomys, *Depéret*, Mamm. 39
 Saalmulleria, *Mabille*, Ins. 238
 Sabellarites, *Dawson*, Verm. 16
 Sabinella, *Monterosato*, Moll. 54
 Sabulicola, *Verhoeff*, Ins. 182
 Saccopleura, *Ragnot*, Ins. 265
 Sakuntala, *Lameere*, Ins. 165
 Salpizua, *Heine*, Aves 23

- Sandehana, *Distant*, Ins. 294
 Sapeopipo, *Hargitt*, Aves 42
 Sapphir, *Cur*, Crust. 17
 Saproglyphus, *Berlese*, Arachn. 17
 Sarcornus, *Fol*, Spong. 15
 Sarcophilodes, *Brauer and Bergenstamm*, Ins. 287
 Sardiocera, *Brauer and Bergenstamm*, Ins. 286
 Sartetellus, *Reuter*, Ins. 298
 Satanastra, *Meyrick*, Ins. 265
 Satraparchis, *Meyrick*, Ins. 255
 Saundersiella, *Reuter*, Ins. 298
 Sbenaphis, *Scudder*, Ins. 89
 Scaphiodonichthys, *Vinciguerra*, Pisces 29
 Scaphodus, *Woodward*, Pisces 16
 Scelescepon, *L.üscher*, Ins. 250
 Scelotrichia, *Reuter*, Ins. 299
 Schistoneura, *Ragonot*, Ins. 265
 Schizopathes, *Brook*, Cœl. (1889) 17
 Schmackeria, *Poppe and Richard*, Crust. 17
 Schönocoris, *Reuter*, Ins. 298
 Scianectes, *Alcock*, Pisces 28
 Sciorista, *Warren*, Ins. 265
 Scirparella, *Wright and Studer*, Cœl. (1889) 23
 Sclerocona, *Meyrick*, Ins. 265
 Scleronephthya, *Wright and Studer*, Cœl. (1889) 20
 Scolioneura, *Konow*, Ins. 203
 Scopelogenys, *Alcock*, Pisces 29
 Scotothores, *Heine*, Aves 36
 Scudderia, *Kusta*, Arachn. (1889) 18
 Scudderia, *Brogniart*, Ins. 92¹¹
 Scytalopteryx, *Ritsema*, Ins. 235
 Seabrookia, *Brady*, Prot. 9
 Sebaga, *Raffray*, Ins. 113
 Seneca, *Hulst*, Ins. 265
 Setagrotis, *Smith*, Ins. 247
 Sideractis, *Danielssen*, Cœl. 16
 Sigaretotrema, *Sacco*, Moll. 54
 Simacia, *Pöcta*, Moll. 62
 Siphonogaster, *Levinsen*, Verm. 20
 Siryctes, *Heine*, Aves 31
 Sisenes, *Champion*, Ins. 147
 Sisputa, *Möschler*, Ins. 250
 Sisyracera, *Möschler*, Ins. 265
 Sisyropa, *Brauer and Bergenstamm*, Ins. 284
 Sitaromorpha, *Dokhtoureff*, Ins. 145
 Smeringopus, *Simon*, Arachn. 8
 Solenophora, *Maskell*, Ins. 306
 Somatauia, *Möschler*, Ins. 266
 Soridus, *Gahan*, Ins. 165
 Sotigena, *Druce*, Ins. 250
 Spalacomyrnex, *Emery*, Ins. 191
 Spanioplou, *Topsent*, Spong. 15
 Spathichira, *Bigot*, Ins. 279
 Spathiopsilopus, *Bigot*, Ins. 279
 Spathitarsus, *Bigot*, Ins. 279
 Sphærina, *Wulp*, Ins. 283
 Sphenophorus, *Newberry*, Pisces 13
 Sphingius, *Thorell*, Arachn. 12
 Sphodroxia, *Kraatz*, Ins. 125
 Sphyrorrhina, *Nickerl*, Ins. 128
 Spirocathus, *Hinde*, Cœl. (1889) 19
 Spirocinium, *Fiorentini*, Prot. 10
 Spongiomorpha, *Frech*, Cœl. 21
 Squamura, *Heylaerts*, Ins. 238
 Stachyodes, *Wright and Studer*, Cœl. (1889) 21
 Staphylinites, *Scudder*, Ins. 79
 Stathmodera, *Gahan*, Ins. 165
 Staufferia, *Brauer and Bergenstamm*, Ins. 285
 Staurochæta, *Brauer and Bergenstamm*, Ins. 284
 Stauroplegma, *Hinde*, Prot. 10
 Stebbingella, *Bovallius*, Crust. 14
 Stebbingia, *Pfeffer*, Crust. 14
 Stelidiactis, *Danielssen*, Cœl. 16
 Stenampyx, *Karsch*, Ins. 317
 Steneryx, *Reitter*, Ins. 142
 Stenola, *Möschler*, Ins. 230
 Stenonabis, *Reuter*, Ins. 299
 Stenopamera, *Scudder*, Ins. 85
 Stenopelta, *Scudder*, Ins. 83
 Stenophragma, *Skuse*, Ins. 274
 Stenopleura, *Pöcta*, Moll. 62
 Stenovelina, *Scudder*, Ins. 87
 Sterces, *Champion*, Ins. 141
 Sternoplax, *Frivaldszky*, Ins. 141
 Steropoides, *Kirby*, Ins. 312
 Stethacanthus, *Newberry*, Pisces 17
 Stethidea, *Baly*, Ins. 176
 Stethopoma, *Thorell*, Arachn. 7
 Sthenobœa, *Ragonot*, Ins. 266
 Stichius, *Thorell*, Arachn. 10
 Stichopathes, *Brook*, Cœl. (1889) 16
 Stictospiza, *Sharpe*, Aves 47
 Stilosoma, *Brown*, Rept. 14
 Stiphra, *Brunner*, Ins. 320
 Stixis, *Gahan*, Ins. 165
 Stolopsyche, *Scudder*, Ins. 82
 Stomatodexia, *Brauer and Bergenstamm*, Ins. 287
 Stomatomyia, *Brauer and Bergenstamm*, Ins. 285
 Streptocheilus, *Cossmann*, Moll. 44
 Streptoleberis, *Brady*, Crust. 16
 Strogulognathus, *Fulhol*, Mamm. 46
 Strongylognathus, *Lydekker*, Mamm. 46
 Stuhlmannia, *Michaelsen*, Verm. 20

- Stylophyllopsis, *Frech*, Cœl. 21
 Suasa, *Nicéville*, Ins. 220
 Suchodus, *Lydekker*, Rept. 18
 Suessonia, *Cossmann*, Moll. 45
 Sychnobrochus, *Scudder*, Ins. 89
 Sygrus, *Bolívar*, Ins. 320
 Symballophthalmus, *Becker*, Ins. (1889) 284
 Symbothynus, *Blackburn*, Ins. 156
 Synptocephalus, *Faust*, Ins. 156
 Synchronus, *Bean*, Pisces 21
 Synplasta, *Skuse*, Ins. 274
 Syntonarcha, *Meyrick*, Ins. 266
 Synvaleria, *Butler*, Ins. 247
 Systæchea, *Gorham*, Ins. 178.

 Tænheterocerus, *Kuwert*, Ins. 120
 Tænidesthes, *Heine*, Aves 33
 Tagalodes, *Scudder*, Ins. 87
 Talainga, *Distant*, Ins. 301
 Tamyrodes, *Ragonot*, Ins. 266
 Tanaostigma, *Howard*, Ins. 200
 Tanypleurus, *Raffray*, Ins. 113
 Taphacris, *Scudder*, Ins. 93
 Taphinella, *Jacoby*, Ins. 176
 Tapinomyia, *Brauer and Bergenstamm*, Ins. 287
 Taraka, *Nicéville*, Ins. 220
 Tasiocera, *Skuse*, Ins. 277
 Taumastognathus, *Filhol*, Mamm. 47
 Tauredophidium, *Alcock*, Pisces, 32
 Taxeotis, *Meyrick*, Ins. 255
 Taxiarchus, *Brunner*, Ins. 320
 Taxipathes, *Brook*, Cœl. (1889) 17
 Tealiopsis, *Danielssen*, Cœl. 17
 Tectonatica, *Sarco*, Moll. 54
 Tegonotus, *Nalepa*, Arachn. 18
 Teinobasis, *Kirby*, Ins. 312
 Telabis, *Casey*, Ins. 141
 Telecerates, *Meyrick*, Ins. 270
 Teleodus, *Marsh*, Mamm. 42
 Teleoschistus, *Scudder*, Ins. 83
 Telespyza, *Wilson*, Aves 49
 Telmatrechus, *Scudder*, Ins. 87
 Telothyria, *Wulp*, Ins. 283
 Temnochilodes, *Léveillé*, Ins. 118
 Tenor, *Scudder*, Ins. 84
 Tephria, *Ragonot*, Ins. 266
 Teronotreron, *Heine*, Aves 25
 Tetanorhynchus, *Brunner*, Ins. 320
 Tethyspira, *Topsent*, Spong. 16
 Tetraconcha, *Karsch*, Ins. 317
 Tetraphana, *Ragonot*, Ins. 266
 Tetraphana, *Skuse*, Ins. 277
 Tetraphis, *Scudder*, Ins. 89

 Tetrornia, *Meyrick*, Ins. 266
 Tetridia, *Warren*, Ins. 266
 Teutamus, *Thorell*, Arachn. 12
 Thamnocharis, *Sclater*, Aves 64
 Thaumastomias, *Alcock*, Pisces 31
 Thaumatoquathus, *Filhol*, Mamm. 47
 Thelaceros, *Mitchell*, Cœl. 19
 Thelyconychia, *Brauer and Bergenstamm*, Ins. 283
 Thelymorpha, *Brauer and Bergenstamm*, Ins. 285
 Thenarocrinus, *Bather*, Ech. 24
 Therapne, *Ragonot*, Ins. 266
 Thermobia, *Bergroth*, Ins. 308
 Thermochoria, *Kirby*, Ins. (1889) 306
 Therses, *Jacoby*, Ins. 176.
 Thlibomenus, *Scudder*, Ins. 83
 Thlimmoschistus, *Scudder*, Ins. 84
 Thliptoceras, *Warren*, Ins. 266
 Thnetoschistus, *Scudder*, Ins. 83
 Thootes, *Jacoby*, Ins. 176
 Thrixion, *Brauer and Bergenstamm*, Ins. 285
 Thrypticomylia, *Skuse*, Ins. 277
 Thylacophora, *Ragonot*, Ins. 266
 Thyraister, *Ives*, Ech. 23
 Thyrinteina, *Möschler*, Ins. 255
 Tideus, *Ameghino*, Mamm. 51
 Tiromerus, *Scudder*, Ins. 86
 Tiroeschistus, *Scudder*, Ins. 84
 Tithæus, *Thorell*, Arachn. 15
 Tlascala, *Hulst*, Ins. 266.
 Tobeson, *Keyserling*, Arachn. 7
 Todaropsis, *Girard*, Moll. 26
 Tolmerus, *Heine*, Aves 36
 Tolmolestes, *Heine*, Aves 35
 Tomias, *Karsch*, Ins. 317
 Tomyris, *Druce*, Ins. 250
 Tovaria, *Bolívar*, Ins. 317
 Toxonprucha, *Möschler*, Ins. 248
 Toxopterus, *Bolívar*, Ins. 320
 Trabisus, *Raffray*, Ins. 113
 Trachelochetus, *Cossmann*, Moll. 42
 Trachosteus, *Newberry*, Pisces, 13
 Trachyacanthidæ, *Jaekel*, Pisces, 16
 Trachydesmus, *Daday*, Myr. 3
 Tremopora, *Ortmann*, Pol. 8
 Treptopteryx, *Ragonot*, Ins. 266
 Triadinium, *Fiorentini*, Prot. 10
 Triænocorypha, *Wood-Mason*, Ins. 314
 Tribochrysa, *Scudder*, Ins. 90
 Trichidea, *Baly*, Ins. 177
 Trichocichla, *Reichenow*, Aves 58
 Tricholimnebius, *Kuwert*, Ins. 107

- Trichonomorphus, *Raffray*, Ins. 113
 Trichopareia, *Brauer and Bergens-
stamm*, Ins. 285
 Trichosaragus, *Blackburn*, Ins. 141
 Trichotoxon, *Simroth*, Moll. 32
 Trictena, *Meyrick*, Ins. 238
 Tridenchthonius, *Balzan*, Arachn. 15
 Tridens, *Eigenmann*, Pisces (1889) 23
 Triglyphothrix, *Forel*, Ins. 191
 Trigonogaster, *Forel*, Ins. 191
 Trimiomorphus, *Raffray*, Ins. 113
 Trimioplectus, *Brendel*, Ins. 113
 Triphana, *Skuse*, Ins. 277
 Triposphæra, *Hinde*, Prot. 10
 Tritella, *Bovallius*, Crust. 14
 Tritochæta, *Brauer and Bergens-
stamm*, Ins. 284
 Trixomorpha, *Brauer and Bergens-
stamm*, Ins. 284
 Trochiscocoris, *Reuter*, Ins. 295
 Trogonoptera, *Rippon*, Ins. 205
 Tropicomyia, *Brauer and Bergens-
stamm*, Ins. 286
 Tropicopsis, *Brauer and Bergens-
stamm*, Ins. 287
 Trypanaxis, *Cossmann*, Moll. 48
 Trypophyllum, *Karsch*, Ins. 320
 Tryzusa, *Heine*, Aves 25
 Turania, *Ragonot*, Ins. 267
 Tybo, *Heine*, Aves 37
 Tylopathes, *Brook*, Cool. (1889) 17
 Tymbophora, *Meyrick*, Ins. 271
 Tyrbula, *Scudder*, Ins. 92.

 Ulocomus, *Heine*, Aves 41
 Ulophora, *Ragonot*, Ins. 267
 Ulrichia, *Jones*, Crust. 16
 Umma, *Kirby*, Ins. 312
 Uua, *Nicéville*, Ins. 221

 Unadilla, *Hulst*, Ins. 267
 Uromachus, *Pocock*, Arachn. 14
 Urophylla, *Brauer and Bergens-
stamm*, Ins. 285

 Vallisia, *Perugia and Parona*, Verm. 23
 Vana, *Meinert*, Crust. 13
 Vanderia, *Kirby*, Ins. 312
 Vasaces, *Champion*, Ins. 147
 Viminia, *Chapman*, Ins. 248
 Vinella, *Ulrich*, Pol. 6
 Vodomarus, *Champion*, Ins. 147
 Volusia, *Hulst*, Ins. 267

 Wekiva, *Hulst*, Ins. 267
 Whitella, *Ulrich*, Moll. 61
 Willistonia, *Brauer and Bergens-
stamm*, Ins. 284
 Wohlfahrtia, *Brauer and Bergens-
stamm*, Ins. 287

 Xantippe, *Ragonot*, Ins. 267
 Xenochirus, *Gilbert*, Pisces 22
 Xenogryllus, *Bolivar*, Ins. 315
 Xenomusa, *Meyrick*, Ins. 256
 Xenopoma, *Crosse*, Moll. 52
 Xenostes, *Simpson*, Ins. 156
 Xerhius, *Raffray*, Ins. 113
 Xylorycta, *Meyrick*, Ins. 271

 Yasoda, *Nicéville*, Ins. 221
 Yvesia, *Topsent*, Spong. 16

 Zalias, *Heine*, Aves 28
 Zancloides, *Ragonot*, Ins. 267
 Zarona, *Nicéville*, Ins. 221
 Zeltus, *Nicéville*, Ins. 221
 Zinaspa, *Nicéville*, Ins. 221
 Zonothrasys, *Karsch*, Ins. 312
 Zootrephus, *Thomson*, Ins. 198
 Zoræna, *Kirby*, Ins. 312

END OF THE TWENTY-SEVENTH VOLUME.

ERRATA.

Mollusca, p. 31, line 13, for "*id.*," read "SIMROTH."

„ 16, „ "*id.*," „ "SIMROTH."

Vermes, p. 1, line 22, for "19," read "23."

„ 26, after "*Deodrillus*," add "*Desmogaster*."

„ 28, „ "*Pygmaodrillus*," add "*Sabellarites*."

p. 2, „ 1, „ "POLYCHÆTA," add "*Hekaterobranchus*."

THE ZOOLOGICAL SOCIETY OF LONDON.

THIS Society was instituted in 1826, under the auspices of Sir HUMPHREY DAVY, Bart., Sir STAMFORD RAFFLES, and other eminent individuals, for the advancement of Zoology and Animal Physiology, and for the introduction of new and curious subjects of the Animal Kingdom, and was incorporated by Royal Charter in 1829.

During the period which has elapsed since the opening of the Gardens in the Regent's Park in 1828, a very large number of species of MAMMALS, BIRDS, and REPTILES has been obtained, detailed lists of which will be found in the published Catalogues of the Collection. To these were added, in 1853, collections of FISHES and of the LOWER AQUATIC ANIMALS, both marine and freshwater, and in 1881 a House for the breeding and exhibition of Insects and other Articulata.

Patroness.

HER MAJESTY THE QUEEN.

Vice-Patron.

HIS ROYAL HIGHNESS THE PRINCE OF WALES, K.G.

COUNCIL.

PROF. W. H. FLOWER, C.B., LL.D., D.C.L., F.R.S., *President.*

WILLIAM BATESON, Esq., M.A.

WILLIAM T. BLANFORD, Esq.,
F.R.S.

MAJOR-GEN. HENRY CLERK, R.A.,
F.R.S.

HENRY E. DRESSER, Esq.

CHARLES DRUMMOND, Esq.,
Treasurer.

SIR JOSEPH FAYRER, K.C.S.I.,
F.R.S., *Vice-President.*

JOHN P. GASSIOT, Esq.

F. DuCANE GODMAN, Esq., F.R.S.,
Vice-President.

DR. ALBERT GÜNTHER, F.R.S.,
Vice-President.

E. W. H. HOLDSWORTH, Esq.

LT.-GEN. SIR H. B. LUMSDEN,
K.C.S.I.

DR. ST. GEORGE MIVART, F.R.S.,
Vice-President.

PROFESSOR ALFRED NEWTON, M.A.,
F.R.S., *Vice-President.*

SIR ALBERT K. ROLLIT, M.P.,
LL.D., D.C.L.

THE LORD ARTHUR RUSSELL.

OSBERT SALVIN, Esq., F.R.S.,
Vice-President.

HOWARD SAUNDERS, Esq.

PHILIP LUTLEY SCLATER, Esq.,
M.A., PH.D., F.R.S., *Secretary.*

HENRY SEEBOHM, Esq.

JOSEPH TRAVERS SMITH, Esq.

The Society consists of Fellows, and Honorary, Foreign, and Corresponding Members, elected according to the Bye-Laws.

The Gardens in the Regent's Park are open from Nine o'clock A.M. till Sunset; and the Offices and Library (3 Hanover Square, W.), where all communications should be addressed, from Ten till Five, except on Saturdays, when they close at Two o'clock P.M.

The Meetings of the Society for General Business are held at the Office on the Thursday following the third Wednesday in every month of the year, except in September and October, at Four P.M.

The Meetings for Scientific Business are held at the Office twice a month on Tuesdays, except in July, August, September, and October, at half-past Eight o'clock P.M.

The Anniversary Meeting is held on the 29th April, at Four P.M.

TERMS FOR THE ADMISSION OF FELLOWS.

FELLOWS pay an Admission Fee of £5, and an annual Contribution of £3, due on the 1st of January, and payable in advance, or a Composition of £30 in lieu thereof; the whole payment, including the Admission Fee, being £35.

FELLOWS elected after the 30th of September are not liable for the Subscriptions for the year in which they are elected.

PRIVILEGES OF FELLOWS.

FELLOWS have Personal Admission to the Gardens with Two Companions daily, upon signing their names in the book at the entrance gate.

FELLOWS of the Society receive a Book of Saturday, and a Book of Sunday Orders. These Orders admit *two* persons to the Gardens on each Saturday and *two* on each Sunday in the year. But the Saturday Orders are *not* available if the FELLOW uses his privilege of *personally* introducing two companions on the *same day*.

FELLOWS, if they wish it, can exchange the Book of Saturday Orders for Twenty Tickets, available for any day *during the year of issue*. The Book of Sunday Orders can also be exchanged for a similar packet of Twenty Tickets. These tickets will admit only one person, whether child or adult.

FELLOWS also receive Twenty Free Tickets (Green), each valid for the admission of one adult any day of the week including Sunday. Children's Tickets (Buff) can be had in lieu of Green Tickets in the proportion of two Children's Tickets to one Adult's. These Tickets, if not made use of in the year of issue, are available for following years.

The Books of Orders and the Free Tickets are sent to all FELLOWS who shall have given a General Order for their delivery, on the 1st of January in every year, at any specified address. Forms for this purpose are supplied on application.

The WIFE of a FELLOW can exercise all these privileges in his absence.

FELLOWS have the privilege of receiving a complete set of the Society's Publications on payment of the additional Subscription of One Guinea every year. This Subscription is due upon the 1st of January and must be paid before the day of the Anniversary Meeting, after which the privilege lapses. FELLOWS are likewise entitled to purchase the Transactions and other Publications of the Society at 25 per cent. less than the price charged to the public. A further reduction of 25 per cent. is also made upon all purchases of Publications issued prior to 1871, if above the value of Five pounds.

FELLOWS also have the privilege of subscribing to the Annual Volume of the Zoological Record for a sum of £1, payable on the 1st July in each year, but this privilege only holds good if the subscription is paid before the 1st of December following.

FELLOWS may obtain, on the payment of One Guinea annually, an IVORY TICKET, which will admit a named person of their immediate family, resident in the same house with them, to the Gardens with One Companion daily.

They may also obtain a TRANSFERABLE IVORY TICKET admitting Two Persons, available throughout the whole period of Fellowship, on payment of Ten Pounds in one sum. A second similar ticket may be obtained on payment of a further sum of Twenty Pounds.

Any FELLOW who intends to be absent from the United Kingdom during the space of one year or more, may, upon giving to the Secretary notice in *writing*, have his name placed upon the

“dormant list,” and will be thereupon exempt from the payment of his annual contribution during such absence.

Any FELLOW, having paid all fees due to the Society, is at liberty to withdraw his name upon giving notice in *writing* to the Secretary.

Persons who wish to become Fellows of the Society are requested to communicate with the undersigned.

PHILIP LUTLEY SCLATER, M.A., Ph.D., F.R.S.,
Secretary.

3 Hanover Square, W.,
October 1st, 1891.

MEETINGS
OF THE
ZOOLOGICAL SOCIETY OF LONDON
FOR
SCIENTIFIC BUSINESS.
(AT 3 HANOVER SQUARE, W.)
1891-92.

1891.

TUESDAY, NOVEMBER 3 and 17 | TUESDAY, DECEMBER 1

1892.

TUESDAY, JANUARY 5 and 19 | TUESDAY, APRIL .. 5
 ,, FEBRUARY 2 ,, 16 | ,, MAY 3 and 17
 ,, MARCH .. 1 ,, 15 | ,, JUNE 14

*The Chair will be taken at half-past Eight o'clock in the Evening
precisely.*

The LIBRARY (under the superintendence of Mr. F. H. WATERHOUSE, Librarian) is open from 10 A.M. to 5 P.M.; on Saturdays to 2 P.M. It is closed in the month of September.

LIST OF THE PUBLICATIONS

OF THE

ZOOLOGICAL SOCIETY OF LONDON.

THE scientific publications of the Zoological Society of London are of two kinds — “Proceedings,” published in an octavo form, and “Transactions,” in quarto.

According to the present arrangements, the “Proceedings” contain not only notices of all business transacted at the scientific meetings, but also all the papers read at such meetings and recommended to be published in the “Proceedings” by the Committee of Publication. A large number of coloured plates and engravings are attached to each annual volume of the “Proceedings,” to illustrate the new or otherwise remarkable species of animals described in them. Amongst such illustrations, figures of the new or rare species acquired in a living state for the Society’s Gardens are often given.

The “Proceedings” for each year are issued in four parts, on the first of the months of June, August, October, and April, the part published in April completing the volume for the preceding year.

The “Transactions” contain such of the more important communications made to the scientific meetings of the Society as, on account of the nature of the plates required to illustrate them, are better adapted for publication in the quarto form. They are issued at irregular intervals.

Fellows and Corresponding Members, upon payment of a Subscription of One Guinea before the day of the Anniversary Meeting in each year, are entitled to receive all the Society’s Publications for the year. They are likewise entitled to purchase the Publications of the Society at 25 per cent. less than the price charged for them to the Public. A further reduction of 25 per cent. is made upon purchases of Publications issued prior to 1871, if they exceed the value of five pounds.

The following is a complete list of the publications of the Society already issued. They may be obtained at the Society’s Office (3 Hanover Square, W.), at Messrs. Longmans’, the Society’s publishers (Paternoster Row, E.C.), or through any bookseller.

[October, 1891.]

TRANSACTIONS OF THE ZOOLOGICAL SOCIETY OF LONDON.
4to. 12 vols. and 3 Parts.

	Price to Fellows.			Price to the Public.		
	£	s.	d.	£	s.	d.
Vol. I., containing 59 Plates.... (1833-35)	3	13	6	4	18	0*
Vol. II., " 71 " (1835-41)	4	0	0	5	6	6*
Vol. III., " 63 " (1842-49)	3	8	3	4	11	0*
Vol. IV., " 77 " (1851-62)	6	2	0	8	2	6*
Vol. V., " 67 " (1862-66)	5	4	3	6	19	0
Vol. VI., " 92 " (1866-69)	11	5	0	15	0	0
Vol. VII., " 73 " (1869-72)	10	4	0	13	12	0
Vol. VIII., " 82 " (1872-74)	9	8	3	12	11	0
Vol. IX., " 99 " (1875-77)	12	1	6	16	2	0
Vol. X., " 95 " (1877-79)	10	0	3	13	7	0
Index, Vols. I.-X. (1833-79)	0	7	6	0	10	0
Vol. XI., containing 97 Plates .. (1880-85)	9	12	0	12	16	0
Vol. XII., " 65 " .. (1886-90)	5	8	0	7	4	0
Vol. XIII., Pt. 1 " 6 " .. (Jan. 1891)	0	15	9	1	1	0
" " Pt. 2 " 6 " .. (Apr. 1891)	0	15	9	1	1	0
" " Pt. 3 " 6 " .. (Oct. 1891)	0	18	0	1	4	0

PROCEEDINGS OF THE COMMITTEE OF SCIENCE AND
CORRESPONDENCE OF THE ZOOLOGICAL SOCIETY OF
LONDON. 8vo. 2 vols.

	Price to Fellows.	Price to the Public.
Part I. 1830-31. 1 vol. 8vo.....	4s. 6d.	6s.†
" II. 1832. "	4s. 6d.	6s.

PROCEEDINGS OF THE ZOOLOGICAL SOCIETY OF LONDON.
8vo. 15 vols. and Index. (First Series.)

Part	I. 1833.	1 vol. 8vo.	Price to		Part	IX. 1841.	1 vol. 8vo.	Price to	
			Fellows.	Public.				Fellows.	Public.
"	II. 1834.	"	4s. 6d.	6s.†	"	X. 1842.	"	4s. 6d.	6s.
"	III. 1835.	"	4s. 6d.	6s.	"	XI. 1843.	"	4s. 6d.	6s.†
"	IV. 1836.	"	4s. 6d.	6s.	"	XII. 1844.	"	4s. 6d.	6s.
"	V. 1837.	"	4s. 6d.	6s.	"	XIII. 1845.	"	4s. 6d.	6s.
"	VI. 1838.	"	4s. 6d.	6s.	"	XIV. 1846.	"	4s. 6d.	6s.†
"	VII. 1839.	"	4s. 6d.	6s.†	"	XV. 1847.	"	4s. 6d.	6s.†
"	VIII. 1840.	"	4s. 6d.	6s.†	Index	1830-1847.	"	4s. 6d.	6s.

8vo. 13 vols. and Index. (Second Series.)

Part	XVI. 1848.	1 vol. 8vo.	Lithépress only.		With Plates coloured.					
			Price to Fellows.	Price to the Public.	Price to Fellows.		Price to the Public.			
			£	s.	d.	£	s.	d.		
"	XVII. 1849.	"	4s. 6d.	6s.	1	0	8	1	7	6†
"	XVIII. 1850.	"	4s. 6d.	6s.	1	0	8	1	7	6†
"	XIX. 1851.	"	4s. 6d.	6s.	1	8	6	1	18	0†
"	XX. 1852.	"	4s. 6d.	6s.	0	15	9	1	1	0†
"	XXI. 1853.	"	4s. 6d.	6s.	0	15	9	1	1	0†
"	XXII. 1854.	"	4s. 6d.	6s.	0	18	0	1	4	0
"	XXIII. 1854.	"	4s. 6d.	6s.	0	19	6	1	6	0†
"	XXIV. 1855.	"	4s. 6d.	6s.	1	8	6	1	18	0†
"	XXV. 1856.	"	4s. 6d.	6s.	1	0	8	1	7	6†
"	XXVI. 1857.	"	4s. 6d.	6s.	1	0	8	1	7	6†
"	XXVII. 1858.	"	4s. 6d.	6s.	1	11	6	2	2	0†
"	XXVIII. 1859.	"	4s. 6d.	6s.	1	11	6	2	2	0†
"	XXIX. 1860.	"	4s. 6d.	6s.	1	11	6	2	2	0†
Index	1848-1860.	"	4s. 6d.	6s.						

* No perfect copies in stock.

† Out of print.

PROCEEDINGS OF THE SCIENTIFIC MEETINGS OF THE
ZOOLOGICAL SOCIETY OF LONDON.

	Letterpress only.		With Plates uncoloured.		With Plates coloured.	
	Price to Fellows.	Price to the Public.	Price to Fellows.	Price to the Public.	Price to Fellows.	Price to the Public.
1861 ..	4s. 6d.	6s.	9s.	12s.	33s. 9d.	45s.
1862 ..	4s. 6d.	6s.	9s.	12s.	33s. 9d.	45s.†
1863 ..	4s. 6d.	6s.	9s.	12s.	33s. 9d.	45s.
1864 ..	4s. 6d.	6s.*	9s.	12s.†	33s. 9d.	45s.
1865 ..	4s. 6d.	6s.	9s.	12s.	33s. 9d.	45s.
1866 ..	4s. 6d.	6s.*	9s.	12s.†	33s. 9d.	45s.
1867 ..			9s.	12s.*	33s. 9d.	45s.
1868 ..			9s.	12s.	33s. 9d.	45s.
1869 ..			9s.	12s.	33s. 9d.	45s.
1870 ..			9s.	12s.	33s. 9d.	45s.
Index, 1861-1870 ..			4s. 6d.	6s.		
1871 ..			9s.	12s.*	33s. 9d.	45s.
1872 ..			9s.	12s.*	33s. 9d.	45s.
1873 ..			9s.	12s.	33s. 9d.	45s.†
1874 ..			9s.	12s.†	36s.	48s.†
1875 ..			9s.	12s.	36s.	48s.
1876 ..			9s.	12s.	36s.	48s.†
1877 ..			9s.	12s.	36s.	48s.
1878 ..			9s.	12s.	36s.	48s.
1879 ..			9s.	12s.	36s.	48s.
1880 ..			9s.	12s.	36s.	48s.
Index, 1871-1880 ..			4s. 6d.	6s.		
1881 ..			9s.	12s.	36s.	48s.*
1882 ..			9s.	12s.	36s.	48s.
1883 ..			9s.	12s.	36s.	48s.
1884 ..			9s.	12s.	36s.	48s.
1885 ..			9s.	12s.	36s.	48s.*
1886 ..			9s.	12s.	36s.	48s.†
1887 ..			9s.	12s.	36s.	48s.†
1888 ..			9s.	12s.	36s.	48s.
1889 ..			9s.	12s.	36s.	48s.
1890 ..			9s.	12s.	36s.	48s.

* No perfect copies in stock.

† Out of print.

PROCEEDINGS OF THE GENERAL MEETINGS FOR SCIENTIFIC
BUSINESS OF THE ZOOLOGICAL SOCIETY OF LONDON.

	Price to Fellows.	Price to the Public.
1891, part 1 (Jan. & Feb.) ..	9s. 0d.	12s.
1891, ,, 2 (Mar. & Apr.) ..	9s. 0d.	12s.
1891, ,, 3 (May & June) ..	9s. 0d.	12s.

LISTS OF THE ANIMALS IN THE SOCIETY'S GARDENS.

- List of Vertebrated Animals Living in the Gardens of the Zoological Society of London. (First Edition.) 8vo. 1862. Price 1s. 6d.
- List of Vertebrated Animals Living in the Gardens of the Zoological Society of London. (Second Edition.) 8vo. 1863. Price 1s. 6d.
- List of Vertebrated Animals Living in the Gardens of the Zoological Society of London. (Third Edition.) 8vo. 1865. Price 1s. 6d.
- List of Vertebrated Animals Living in the Gardens of the Zoological Society of London. (Fourth Edition.) 8vo. 1866. Price 1s. 6d.

- Revised List of the Vertebrated Animals now or lately Living in the Gardens of the Zoological Society of London. (Fifth Edition.) 8vo. 1872. Price 2s.
- Revised List of the Vertebrated Animals now or lately Living in the Gardens of the Zoological Society of London.—Supplement, containing Additions received in 1872, 1873, and 1874. 8vo. 1875. Price 1s.
- List of the Vertebrated Animals now or lately Living in the Gardens of the Zoological Society of London. (Sixth Edition.) Cloth. 8vo. 1877. Price 3s. 6d.
- List of the Vertebrated Animals now or lately Living in the Gardens of the Zoological Society of London. (Seventh Edition.) Cloth. 8vo. 1879. Price 3s. 6d.
- List of the Vertebrated Animals now or lately Living in the Gardens of the Zoological Society of London.—First Supplement, containing Additions received in 1879. 8vo. 1880. Price 1s. 6d.
- List of the Vertebrated Animals now or lately Living in the Gardens of the Zoological Society of London. (Eighth Edition.) Cloth, 8vo. 1883. Price 3s. 6d.

THE ZOOLOGICAL RECORD.

- The Zoological Record for the years 1864–1885. Twenty-two volumes. Price £5 10s.
- The Zoological Record for 1886; being Volume the Twenty-third of the Record of Zoological Literature. Edited by FRANK E. BEDDARD, M.A., F.Z.S., Prosector and Davis Lecturer to the Zoological Society of London. Cloth, 8vo. 1887. Price 10s., Net.
- The Zoological Record for 1887; being Volume the Twenty-fourth of the Record of Zoological Literature. Edited by FRANK E. BEDDARD, M.A., F.Z.S., Prosector and Davis Lecturer to the Zoological Society of London. Cloth, 8vo. 1888. Price 10s., Net.
- The Zoological Record for 1888; being Volume the Twenty-fifth of the Record of Zoological Literature. Edited by FRANK E. BEDDARD, M.A., F.Z.S., Prosector and Davis Lecturer to the Zoological Society of London. Cloth, 8vo. 1890. Price 10s., Net.
- The Zoological Record for 1889, being Volume the Twenty-sixth of the Record of Zoological Literature. Edited by FRANK E. BEDDARD, M.A., F.Z.S., Prosector and Davis Lecturer to the Zoological Society of London. Cloth, 8vo. 1890. Price 30s.
- The Zoological Record for 1890, being Volume the Twenty-seventh of the Record of Zoological Literature. Edited by FRANK E. BEDDARD, M.A., F.Z.S., Prosector and Davis Lecturer to the Zoological Society of London. Cloth, 8vo. 1892. Price 30s.

Catalogue of the Library of the Zoological Society of London. (Fourth Edition.) Cloth, 8vo. 1887. Price 4s.

These publications may be obtained at the SOCIETY'S OFFICE (3 Hanover Square, W.), at Messrs. LONGMANS' (Paternoster Row, E.C.), or through any bookseller.

37 1681 46

This preservation photocopy
was made and hand bound at BookLab, Inc.
in compliance with copyright law. The paper,
Weyerhaeuser Cougar Opaque Natural,
meets the requirements of ANSI/NISO
Z39.48-1992 (Permanence of Paper).



Austin 1994

SMITHSONIAN INSTITUTION LIBRARIES



3 9088 01350 8379