

1948
CENSUS OF BUSINESS

RETAIL, WHOLESALE, SERVICE TRADES

234855



Census
REF
HF
3007
.USSx
1948a
BC-1P
v. 9

RHODE ISLAND

counties

RHODE ISLAND

1. Bristol
2. Kent
3. Newport
4. Providence
5. Washington

BUREAU OF THE CENSUS
LIBRARY



1948 CENSUS OF BUSINESS

RETAIL, WHOLESALE, SERVICE TRADES

U. S. DEPARTMENT OF COMMERCE
BUREAU OF THE CENSUS

PRELIMINARY

For Release April 27, 1950

Release Series BC-1P-38-000

RHODE ISLAND

Retail, wholesale, and service establishments located in Rhode Island showed a substantial expansion in dollar volume of trade from 1939 to 1948 according to preliminary figures from the 1948 Census of Business released today by the Bureau of the Census, U. S. Department of Commerce.

Retail sales in the State during 1948 aggregated \$708.8 million, an increase of 157 percent over the \$275.4 million sales in 1939, when the preceding Census of Business was taken. Wholesale sales volume in the State showed a 198 percent rise over the same period, reaching a total of \$712.5 million in 1948 as compared with \$239.0 million in 1939. The service trades included in the Census of Business reported receipts totaling \$45.5 million in 1948 compared with \$19.0 million in 1939. Hotel receipts moved from \$3.1 million in 1939 to \$8.0 million in 1948. Amusement businesses in the State recorded receipts of \$18.7 million in 1948 compared with \$7.6 million in 1939.

Employment in the State also rose over the 9-year period between 1939 and 1948 for the trades covered by the Census of Business. Retail trade establishments reported 39,057 paid employees for the workweek ended nearest November 15, 1948. Of these, 30,999 worked the full week, and the remainder part of the week. The comparable total and full workweek figures for 1939 were 31,174 and 24,322. Wholesale trade establishments reported a total of 10,917 full- and part-week employees for the week of November 15, 1948, compared with 7,626 for the same week in 1939. For the selected service trades, November 15, 1948, paid employees numbered 6,871; the comparable figure for 1939, adjusted for change in scope between the two Censuses, was 5,607.

These preliminary figures have been compiled from similar releases being made available for each county in Rhode Island. Final figures, superseding the preliminary data for Rhode Island, will be included in a State Bulletin to be issued in several months. Similar data will be made available in preliminary and final form for each of the States.

A single copy of the preliminary release for the State of Rhode Island as well as an order blank for other area releases may be obtained by writing to the Bureau of the Census, Washington 25, D. C.

Table 1.—CENSUS OF BUSINESS PRELIMINARY RESULTS FOR 1948, BY TRADE GROUP

RHODE ISLAND

Trade group and kind of business	Number of establishments	1948 sales and receipts (Thousand dollars)	Active proprietors of unincorporated businesses Nov. 1948	Paid employees, workweek ended nearest Nov. 15, 1948	
				Total employees ¹	Full workweek employees
RETAIL TRADE, total.....	10,317	708,791	9,655	39,057	30,999
Food group.....	3,028	189,323	2,937	6,755	4,871
Eating and drinking places.....	2,058	58,875	2,063	7,268	5,703
General merchandise grp, general stores	296	73,251	240	7,198	5,668
Apparel group.....	812	68,702	646	4,420	3,281
Furniture-home furnishgs-appliance grp	487	38,038	388	2,376	2,227
Automotive group.....	389	98,260	280	2,809	2,630
Gasoline service stations.....	1,062	30,595	1,143	1,107	896
Lumber-building-hardware group.....	314	41,088	260	1,927	1,703
Drug and proprietary stores.....	363	25,541	335	1,682	1,019
All other retail stores.....	1,508	85,118	1,363	3,515	3,001
WHOLESALE TRADE, total.....	1,128	712,500	679	10,917	x
Merchant wholesalers, total.....	941	349,695	623	8,312	x
Groceries, foods.....	189	80,429	163	1,562	x
Dry goods, apparel.....	49	13,893	33	187	x
Hardware, elec'l, plum'g and heat'g.	80	41,584	35	1,195	x
Mach'y, equip't, industrial supplies	128	26,754	65	1,099	x
All other merchant wholesalers.....	495	187,035	327	4,269	x
Manufact'rs' sales branches, offices..	102	195,691	2	1,608	x
Agents, brokers (merchandise).....	46	63,229	38	158	x
Other types of wholesale.....	39	103,885	16	839	x
SELECTED SERVICE TRADES, total.....	3,770	45,475	3,735	6,871	6,089
Personal services.....	2,624	27,465	2,597	4,651	4,162
Business services.....	205	6,397	162	944	763
Automotive repairs and services.....	510	7,382	522	819	756
Other repairs and services.....	431	4,231	454	457	408
HOTELS.....	90	8,024	72	1,248	1,178
TOURIST COURTS AND CAMPS.....	41	190	52	13	11
AMUSEMENTS.....	286	18,668	175	2,630	x

x Not available.

¹/ Includes employees paid for less than the full workweek.

1948 CENSUS OF BUSINESS

RETAIL, WHOLESALE, SERVICE TRADES

U. S. DEPARTMENT OF COMMERCE
BUREAU OF THE CENSUS

PRELIMINARY

For Release May 1, 1950

Release Series BC-1P-38-001

BRISTOL COUNTY, R. I.

Retail, wholesale, and service establishments located in Bristol County, Rhode Island, showed a substantial expansion in dollar volume of trade from 1939 to 1948 according to preliminary figures from the 1948 Census of Business released today by the Bureau of the Census, U. S. Department of Commerce.

Retail sales in the county during 1948 aggregated \$16.5 million, an increase of 184 percent over the \$5.8 million in 1939, when the preceding Census of Business was taken. Wholesale sales in the county reached a total of \$3.0 million in 1948 as compared with \$1.0 million in 1939. The service trades included in the Census of Business recorded receipts totaling \$989,000 in 1948 compared with \$259,000 in 1939.

Employment in the county also rose over the 9-year period between 1939 and 1948 for the above trades. Establishments in these trades reported a combined total of 1,002 paid employees for the workweek ended nearest November 15, 1948. This compared with a total of 715 employees reported for the week of November 15, 1939.

These preliminary figures have been derived from a Census report on Bristol County, Rhode Island, which also includes data for Barrington town, Bristol town, and Warren town. Final figures, superseding the preliminary data for Bristol County, will be included in a Bulletin for the State of Rhode Island to be issued in several months. Similar data will be made available this year in preliminary and final form for each of the counties and States. A single copy of the preliminary release for Bristol County as well as an order blank for other area releases may be obtained by writing to the Bureau of the Census, Washington 25, D. C.

Table 1.—CENSUS OF BUSINESS PRELIMINARY RESULTS FOR 1948, BY TRADE GROUP
BRISTOL COUNTY, R. I.

Trade group and kind of business	Number of establishments	1948 sales and receipts (Thousand dollars)	Active proprietors of unincorporated businesses Nov. 1948	Paid employees, workweek ended nearest Nov. 15, 1948	
				Total employees ¹	Full workweek employees
RETAIL TRADE, total.....	378	16,530	367	715	553
Food group.....	119	5,523	118	153	113
Eating and drinking places.....	62	1,084	53	105	87
General merchandise grp, general stores	19	609	21	60	28
Apparel group.....	30	825	29	34	31
Furniture-home furnishings-appliance grp	17	1,533	11	69	62
Automotive group.....	12	2,304	9	73	70
Gasoline service stations.....	39	816	43	26	20
Lumber-building-hardware group.....	16	980	14	38	35
Drug and proprietary stores.....	15	633	16	39	24
All other retail stores.....	49	2,223	53	118	83
WHOLESALE TRADE.....	16	3,039	12	154	x
SELECTED SERVICE TRADES, ² /total.....	124	989	119	133	122
Personal services.....	88	628	83	104	96
All other service trades.....	36	361	36	29	26

x Not available.

¹/ Includes employees paid for less than the full workweek.

²/ See General Description on last page for changes from the 1939 Census of Business in the coverage of Service Trades.

Table 2.—CENSUS OF BUSINESS PRELIMINARY RESULTS FOR 1948 FOR CITIES OF 2,500 INHABITANTS OR MORE
BRISTOL COUNTY, R. I.

(Data omitted for trade groups where necessary to avoid disclosure)

City and trade group ¹	Number of establishments	1948 sales and receipts (Thousand dollars)	Active proprietors of unincorporated businesses Nov. 1948	Paid employees, workweek ended nearest Nov. 15, 1948	
				Total employees ²	Full workweek employees
Barrington town:					
Retail trade.....	36	1,742	37	49	43
Selected service trades...	11	44	10	3	2
Bristol town:					
Retail trade.....	175	6,058	172	284	245
Selected service trades...	52	312	50	31	25
Warren town:					
Retail trade.....	167	8,730	158	382	265
Wholesale trade.....	9	1,558	7	99	x
Selected service trades...	61	633	59	99	95

x Not available.

1/ See General Description on this page for changes from the 1939 Census of Business in the coverage of Service Trades.

2/ Includes employees paid for less than the full workweek.

GENERAL DESCRIPTION OF PRELIMINARY RELEASES FOR THE 1948 CENSUS OF BUSINESS

This series of releases, of which one is planned for each county in the United States, presents preliminary results of the 1948 Census of Business. The information is based on reports submitted by business establishments for that Census. The figures shown are preliminary, and are subject to revision in the final Census publications, but the changes are expected to be relatively minor with respect to coverage. The final Census figures will be issued in a series of Business Census bulletins which will show additional detailed kind-of-business information for all places where there are a sufficient number of establishments.

The 1948 Census of Business was taken under the provision of the Act of June 19, 1948, which provides that the Business Census be taken for 1948 and for each fifth year thereafter. Previous Business Censuses were taken for the years 1929, 1933, 1935, and 1939.

Scope of the Census.—The 1948 Census of Business covered all establishments in the following trades, as defined by the Standard Industrial Classification Manual, May 1949 issue, of the Executive Office of the President: all retail trades; all wholesale trades; all service trades in the following four groups—personal services, business services, automobile repairs and services, and miscellaneous repair services; hotels; tourist courts and camps; and amusements, including motion picture theaters. Some important services not covered are radio broadcasting and television, medical and health, legal, educational, nonprofit, accounting, and domestic services.

This coverage is similar to that of the 1939 Business Census. However, "custom trades" and "services incidental to transportation," which are no longer included in the standard classification of the service trades, are not covered by the 1948 Census. In a number of localities, these exclusions as well as

other changes in the standard classification may have a considerable effect in comparing 1948 with 1939 data, particularly with respect to establishment count.

Establishment definition.—For Census purposes, a business establishment is defined to include only enterprises conducted from a recognizable place of business, provided that the annual sales were in excess of \$5,000 for a wholesale trade establishment and \$500 for establishments in other trades. A detailed analysis of coverage will be provided in future Census of Business publications.

"Number of establishments" is the number of separate business locations, rather than the number of business companies or organizations, since the Census figures represent information reported separately for each business location or establishment. The establishment count reflects the number of places in business at the end of 1948 excluding administrative and executive offices of multiunit organizations, and "chain store" warehouses.

Sales and receipts.—"1948 sales and receipts" represents sales of merchandise and receipts from repairs and other services to customers. The figures reflect deductions for returned goods and allowances, but not for trade-in allowances; they exclude sales and excise taxes collected from customers and paid directly to any taxing agency.

Proprietors.—"Active proprietors..." represents owners and partners of unincorporated businesses who devoted the major portion of their time to the business in November 1948.

Employment.—"Number of paid employees..." represents all employees on the pay roll for the pay period ending nearest November 15, 1948. "Full workweek" employees, whether regular or seasonal, are those who in the November 15 pay period were paid for working at least the number of hours typically worked in a week by employees of the reporting establishment.

1948 CENSUS OF BUSINESS

RETAIL, WHOLESALE, SERVICE TRADES

U. S. DEPARTMENT OF COMMERCE
BUREAU OF THE CENSUS

PRELIMINARY

For Release May 1, 1950

Release Series BC-1P-38-002

KENT COUNTY, R. I.

Retail, wholesale, and service establishments located in Kent County, Rhode Island, showed a substantial expansion in dollar volume of trade from 1939 to 1948 according to preliminary figures from the 1948 Census of Business released today by the Bureau of the Census, U. S. Department of Commerce.

Retail sales in the county during 1948 aggregated \$53.1 million, an increase of 220 percent over the \$16.6 million in 1939, when the preceding Census of Business was taken. Wholesale sales in the county reached a total of \$6.4 million in 1948 as compared with \$1.9 million in 1939. The service trades included in the Census of Business recorded receipts totaling \$2.0 million in 1948 compared with \$0.6 million in 1939.

Employment in the county also rose over the 9-year period between 1939 and 1948 for the above trades. Establishments in these trades reported a combined total of 3,034 paid employees for the workweek ended nearest November 15, 1948. This compared with a total of 1,764 employees reported for the week of November 15, 1939.

These preliminary figures have been derived from a Census report on Kent County, Rhode Island, which also includes data for East Greenwich town, Warwick, and West Warwick town. Final figures, superseding the preliminary data for Kent County, will be included in a Bulletin for the State of Rhode Island to be issued in several months. Similar data will be made available this year in preliminary and final form for each of the counties and States. A single copy of the preliminary release for Kent County as well as an order blank for other area releases may be obtained by writing to the Bureau of the Census, Washington 25, D. C.

90579

Table 1.—CENSUS OF BUSINESS PRELIMINARY RESULTS FOR 1948, BY TRADE GROUP
KENT COUNTY, R. I.

Trade group and kind of business	Number of establishments	1948 sales and receipts (Thousand dollars)	Active proprietors of unincorporated businesses Nov. 1948	Paid employees, workweek ended nearest Nov. 15, 1948	
				Total employees ¹	Full workweek employees
RETAIL TRADE, total.....	988	53,140	949	2,621	1,936
Food group.....	301	15,157	299	478	345
Eating and drinking places.....	208	5,465	204	641	434
General merchandise grp, general stores.	38	1,709	32	194	84
Apparel group.....	45	2,907	39	193	123
Furniture-home furnishgs-appliance grp.	35	2,765	30	171	155
Automotive group.....	41	6,874	27	241	234
Gasoline service stations.....	129	3,731	129	129	102
Lumber-building-hardware group.....	33	4,961	29	201	156
Drug and proprietary stores.....	25	1,540	27	106	68
All other retail stores.....	133	8,031	133	267	235
WHOLESALE TRADE.....	27	6,443	18	160	x
SELECTED SERVICE TRADES, ^{2/} total.....	239	2,038	247	253	217
Personal services.....	163	1,172	160	172	144
Business services.....	7	70	7	13	10
Automotive repairs and services.....	41	579	50	48	45
Other repair services.....	28	217	30	20	18
TOURIST COURTS AND CAMPS.....	8	37	9	-	-
AMUSEMENTS.....	67	862	43	136	x

x Not available.

^{1/} Includes employees paid for less than the full workweek.

^{2/} See General Description on last page for changes from the 1939 Census of Business in the coverage of Service Trades.

Table 2.—CENSUS OF BUSINESS PRELIMINARY RESULTS FOR 1948 FOR CITIES OF 2,500 INHABITANTS OR MORE

KENT COUNTY, R. I.

(Data omitted for trade groups where necessary to avoid disclosure)

City and trade group ¹	Number of establishments	1948 sales and receipts (Thousand dollars)	Active proprietors of unincorporated businesses Nov. 1948	Paid employees, workweek ended nearest Nov. 15, 1948	
				Total employees ²	Full workweek employees
East Greenwich town:					
Retail trade.....	83	7,046	72	371	310
Selected service trades....	34	276	36	31	29
Warwick:					
Retail trade.....	444	16,978	439	843	617
Wholesale trade.....	7	817	6	25	x
Selected service trades....	87	649	89	74	62
Amusements.....	50	402	27	39	x
West Warwick town:					
Retail trade.....	331	23,639	321	1,210	870
Wholesale trade.....	15	784	5	18	x
Selected service trades....	98	812	101	103	87
Remainder of county:					
Retail trade.....	130	3,477	117	197	139
Wholesale trade ³ /.....	5	784	5	18	x
Selected service trades....	20	301	21	45	39

x Not available.

1/ See General Description on this page for changes from the 1939 Census of Business in the coverage of Service Trades.

2/ Includes employees paid for less than the full workweek.

3/ Includes figures for establishments not located in cities of 5,000 inhabitants or more.

GENERAL DESCRIPTION OF PRELIMINARY RELEASES FOR THE 1948 CENSUS OF BUSINESS

This series of releases, of which one is planned for each county in the United States, presents preliminary results of the 1948 Census of Business. The information is based on reports submitted by business establishments for that Census. The figures shown are preliminary, and are subject to revision in the final Census publications, but the changes are expected to be relatively minor with respect to coverage. The final Census figures will be issued in a series of Business Census bulletins which will show additional detailed kind-of-business information for all places where there are a sufficient number of establishments.

The 1948 Census of Business was taken under the provision of the Act of June 19, 1948, which provides that the Business Census be taken for 1948 and for each fifth year thereafter. Previous Business Censuses were taken for the years 1929, 1933, 1935, and 1939.

Scope of the Census.—The 1948 Census of Business covered all establishments in the following trades, as defined by the Standard Industrial Classification Manual, May 1949 issue, of the Executive Office of the President: all retail trades; all wholesale trades; all service trades in the following four groups—personal services, business services, automobile repairs and services, and miscellaneous repair services; hotels; tourist courts and camps; and amusements, including motion picture theaters. Some important services not covered are radio broadcasting and television, medical and health, legal, educational, nonprofit, accounting, and domestic services.

This coverage is similar to that of the 1939 Business Censuses. However, "custom trades" and "services incidental to transportation," which are no longer included in the standard classification of the service trades, are not covered by the 1948 Censuses. In a number of localities, these exclusions as well as

other changes in the standard classification may have a considerable effect in comparing 1948 with 1939 data, particularly with respect to establishment count.


Establishment definition.—For Census purposes, a business establishment is defined to include only enterprises conducted from a recognizable place of business, provided that the annual sales were in excess of \$5,000 for a wholesale trade establishment and \$500 for establishments in other trades. A detailed analysis of coverage will be provided in future Census of Business publications.

"Number of establishments" is the number of separate business locations, rather than the number of business companies or organizations, since the Census figures represent information reported separately for each business location or establishment. The establishment count reflects the number of places in business at the end of 1948 excluding administrative and executive offices of multiunit organizations, and "chain store" warehouses.

Sales and receipts.—"1948 sales and receipts" represents sales of merchandise and receipts from repairs and other services to customers. The figures reflect deductions for returned goods and allowances, but not for trade-in allowances; they exclude sales and excise taxes collected from customers and paid directly to any taxing agency.

Proprietors.—"Active proprietors..." represents owners and partners of unincorporated businesses who devoted the major portion of their time to the business in November 1948.

Employment.—"Number of paid employees..." represents all employees on the pay roll for the pay period ending nearest November 15, 1948. "Full workweek" employees, whether regular or seasonal, are those who in the November 15 pay period were paid for working at least the number of hours typically worked in a week by employees of the reporting establishment.



1948 CENSUS OF BUSINESS

RETAIL, WHOLESALE, SERVICE TRADES

U. S. DEPARTMENT OF COMMERCE
BUREAU OF THE CENSUS

PRELIMINARY

For Release May 1, 1950

Release Series BC-1P-38-003

NEWPORT COUNTY, R. I.

Retail, wholesale, and service establishments located in Newport County, Rhode Island, showed a substantial expansion in dollar volume of trade from 1939 to 1948 according to preliminary figures from the 1948 Census of Business released today by the Bureau of the Census, U. S. Department of Commerce.

Retail sales in the county during 1948 aggregated \$42.0 million, an increase of 143 percent over the \$17.3 million in 1939, when the preceding Census of Business was taken. Wholesale sales in the county reached a total of \$17.8 million in 1948 as compared with \$5.6 million in 1939. The service trades included in the Census of Business recorded receipts totaling \$2.2 million in 1948 compared with \$0.9 million in 1939.

Employment in the county also rose over the 9-year period between 1939 and 1948 for the above trades. Establishments in these trades reported a combined total of 3,033 paid employees for the workweek ended nearest November 15, 1948. This compared with a total of 2,281 employees reported for the week of November 15, 1939.

These preliminary figures have been derived from a Census report on Newport County, Rhode Island, which also includes data for the city of Newport. Final figures, superseding the preliminary data for Newport County, will be included in a Bulletin for the State of Rhode Island to be issued in several months. Similar data will be made available this year in preliminary and final form for each of the counties and States. A single copy of the preliminary release for Newport County as well as an order blank for other area releases may be obtained by writing to the Bureau of the Census, Washington 25, D. C.

90579

Table 1.—CENSUS OF BUSINESS PRELIMINARY RESULTS FOR 1948, BY TRADE GROUP
NEWPORT COUNTY, R. I.

Trade group and kind of business	Number of establishments	1948 sales and receipts (Thousand dollars)	Active proprietors of unincorporated businesses Nov. 1948	Paid employees, workweek ended nearest Nov. 15, 1948	
				Total employees ¹	Full workweek employees
RETAIL TRADE, total.....	766	41,957	740	2,332	1,881
Food group.....	208	14,836	212	581	453
Eating and drinking places.....	148	4,037	160	554	439
General merchandise grp, general stores	18	2,195	13	210	149
Apparel group.....	69	2,752	59	131	107
Furniture-home furnishings-appliance grp.	34	1,653	30	92	87
Automotive group.....	25	5,012	15	155	153
Gasoline service stations.....	77	2,354	78	110	90
Lumber-building-hardware group.....	22	2,292	17	131	122
Drug and proprietary stores.....	25	1,541	29	108	67
All other retail stores.....	140	5,285	127	260	214
WHOLESALE TRADE, total.....	35	17,780	37	309	x
Merchant wholesalers.....	28	10,752	36	252	x
Other wholesale.....	7	7,028	1	57	x
SELECTED SERVICE TRADES, ^{2/} total.....	212	2,234	213	392	370
Personal services.....	146	1,525	140	313	298
Business services.....	6	81	5	8	8
Automotive repairs and services.....	36	428	40	51	48
Other repair services.....	24	200	28	20	16
HOTELS.....	27	1,140	24	142	119
TOURIST COURTS AND CAMPS.....	9	35	11	1	1
AMUSEMENTS.....	20	769	15	158	x

x Not available.

^{1/} Includes employees paid for less than the full workweek.

^{2/} See General Description on last page for changes from the 1939 Census of Business in the coverage of Service Trades.

Table 2.—CENSUS OF BUSINESS PRELIMINARY RESULTS FOR 1948 FOR CITIES OF 2,500 INHABITANTS OR MORE

NEWPORT COUNTY, R. I.

(Data omitted for trade groups where necessary to avoid disclosure)

City and trade group ¹	Number of establishments	1948 sales and receipts (Thousand dollars)	Active proprietors of unincorporated businesses Nov. 1948	Paid employees, workweek ended nearest Nov. 15, 1948	
				Total employees ²	Full workweek employees
Newport:					
Retail trade.....	496	30,776	461	1,651	1,388
Selected service trades....	165	1,959	163	352	335
Amusements.....	9	612	2	111	x
Remainder of county:					
Retail trade.....	270	11,181	279	681	493
Selected service trades....	47	275	50	40	35
Tourist courts and camps...	9	35	11	1	1
Amusements.....	11	157	13	47	x

x Not available.

1/ See General Description on this page for changes from the 1939 Census of Business in the coverage of Service Trades.

2/ Includes employees paid for less than the full workweek.

GENERAL DESCRIPTION OF PRELIMINARY RELEASES FOR THE 1948 CENSUS OF BUSINESS

This series of releases, of which one is planned for each county in the United States, presents preliminary results of the 1948 Census of Business. The information is based on reports submitted by business establishments for that Census. The figures shown are preliminary, and are subject to revision in the final Census publications, but the changes are expected to be relatively minor with respect to coverage. The final Census figures will be issued in a series of Business Census bulletins which will show additional detailed kind-of-business information for all places where there are a sufficient number of establishments.

The 1948 Census of Business was taken under the provision of the Act of June 19, 1948, which provides that the Business Census be taken for 1948 and for each fifth year thereafter. Previous Business Censuses were taken for the years 1929, 1933, 1935, and 1939.

Scope of the Census.—The 1948 Census of Business covered all establishments in the following trades, as defined by the Standard Industrial Classification Manual, May 1949 issue, of the Executive Office of the President: all retail trades; all wholesale trades; all service trades in the following four groups—personal services, business services, automobile repairs and services, and miscellaneous repair services; hotels; tourist courts and camps; and amusements, including motion picture theaters. Some important services not covered are radio broadcasting and television, medical and health, legal, educational, nonprofit, accounting, and domestic services.

This coverage is similar to that of the 1939 Business Census. However, "custom trades" and "services incidental to transportation," which are no longer included in the standard classification of the service trades, are not covered by the 1948 Census. In a number of localities, these exclusions as well as

other changes in the standard classification may have a considerable effect in comparing 1948 with 1939 data, particularly with respect to establishment count.

Establishment definition.—For Census purposes, a business establishment is defined to include only enterprises conducted from a recognizable place of business, provided that the annual sales were in excess of \$5,000 for a wholesale trade establishment and \$500 for establishments in other trades. A detailed analysis of coverage will be provided in future Census of Business publications.

"Number of establishments" is the number of separate business locations, rather than the number of business companies or organizations, since the Census figures represent information reported separately for each business location or establishment. The establishment count reflects the number of places in business at the end of 1948 excluding administrative and executive offices of multiunit organizations, and "chain store" warehouses.

Sales and receipts.—"1948 sales and receipts" represents sales of merchandise and receipts from repairs and other services to customers. The figures reflect deductions for returned goods and allowances, but not for trade-in allowances; they exclude sales and excise taxes collected from customers and paid directly to any taxing agency.

Proprietors.—"Active proprietors..." represents owners and partners of unincorporated businesses who devoted the major portion of their time to the business in November 1948.

Employment.—"Number of paid employees..." represents all employees on the pay roll for the pay period ending nearest November 15, 1948. "Full workweek" employees, whether regular or seasonal, are those who in the November 15 pay period were paid for working at least the number of hours typically worked in a week by employees of the reporting establishment.



1948 CENSUS OF BUSINESS

RETAIL, WHOLESALE, SERVICE TRADES

U. S. DEPARTMENT OF COMMERCE
BUREAU OF THE CENSUS

PRELIMINARY

For Release May 1, 1950

Release Series BC-1P-38-004

PROVIDENCE COUNTY, R. I.

Retail, wholesale, and service establishments located in Providence County, Rhode Island, showed a substantial expansion in dollar volume of trade from 1939 to 1948 according to preliminary figures from the 1948 Census of Business released today by the Bureau of the Census, U. S. Department of Commerce.

Retail sales in the county during 1948 aggregated \$559.6 million, an increase of 152 percent over the \$221.9 million sales in 1939, when the preceding Census of Business was taken. Wholesale sales volume in the county showed a 197 percent rise over the same period, reaching a total of \$682.2 million in 1948 as compared with \$230.0 million in 1939. The service trades included in the Census of Business reported receipts totaling \$39.0 million in 1948 compared with \$16.6 million in 1939. Hotel receipts moved from \$2.6 million in 1939 to \$6.0 million in 1948. Amusement businesses in the county recorded receipts of \$16.4 million in 1948. No comparable figures for 1939 are available.

Employment in the county also rose over the 9-year period between 1939 and 1948 for the trades covered by the Census of Business. Retail trade establishments reported 31,535 paid employees for the workweek ended nearest November 15, 1948. Of these, 25,193 worked the full week, and the remainder part of the week. The comparable figures for 1939 were 26,090 and 20,254. Wholesale trade establishments reported a total of 10,198 full- and part-week employees for the week of November 15, 1948, compared with 7,203 for the same week in 1939. For the selected service trades, November 15, 1948, paid employees numbered 5,949; the comparable figure for 1939, adjusted for change in scope between the two Censuses, was 5,020.

These preliminary figures have been derived from a Census report on Providence County, Rhode Island. The report also contains data for Burrillville town, Central Falls, Cranston, Cumberland town, East Providence town, Johnston town, Lincoln town, North Providence town, Pawtucket, Providence, and Woonsocket.

Final figures, superseding the preliminary data for Providence County, will be included in a Bulletin for the State of Rhode Island to be issued in several months. Similar data will be made available this year in preliminary and final form for each of the counties and States. A single copy of the preliminary release for Providence County as well as an order blank for other area releases may be obtained by writing to the Bureau of the Census, Washington 25, D. C.

90592

Table 1.—CENSUS OF BUSINESS PRELIMINARY RESULTS FOR 1948, BY TRADE GROUP
PROVIDENCE COUNTY, R. I.

Trade group and kind of business	Number of establishments	1948 sales and receipts (Thousand dollars)	Active proprietors of unincorporated businesses Nov. 1948	Paid employees, workweek ended nearest Nov. 15, 1948	
				Total employees ¹	Full workweek employees
RETAIL TRADE, total.....	7,539	559,607	6,985	31,535	25,193
Food group.....	2,239	142,455	2,155	5,186	3,695
Eating and drinking places.....	1,493	45,222	1,501	5,543	4,455
General merchandise grp., general stores.....	200	66,155	160	6,511	5,249
Apparel group.....	623	60,319	481	3,971	2,942
Furniture-home furnishgs-appliance grp.....	377	30,052	302	1,938	1,819
Automotive group.....	276	79,557	197	2,189	2,032
Gasoline service stations.....	727	21,156	790	758	618
Lumber-building-hardware group.....	220	28,988	179	1,366	1,238
Drug and proprietary stores.....	283	20,520	246	1,345	796
All other retail stores.....	1,101	65,183	974	2,728	2,349
WHOLESALE TRADE, total.....	1,036	682,191	609	10,198	x
Merchant wholesalers.....	860	327,958	557	7,679	x
Groceries, foods.....	157	75,091	129	1,332	x
Dry goods, apparel.....	48	13,304	33	179	x
Hardware, elec'l, plum'g, and heat'g.....	75	38,557	32	1,078	x
Mach'y, equip't, industrial supplies.....	123	25,776	61	1,035	x
Waste materials dealers.....	68	17,479	64	439	x
All other merchant wholesalers.....	389	157,751	238	3,616	x
Manufact'rs' sales branches, offices... Agents, brokers (merchandise)..... Other wholesale.....	100 45 31	194,129 63,149 96,955	2 37 13	1,596 156 767	x x x
SELECTED SERVICE TRADES, ^{2/} total.....	3,071	39,015	3,029	5,949	5,258
Personal services.....	2,141	23,409	2,129	3,958	3,533
Business services.....	188	6,228	146	919	743
Automotive repairs and services.....	393	5,825	389	684	631
Other repair services.....	349	3,553	365	388	351
HOTELS.....	29	6,028	17	1,053	1,013
TOURIST COURTS AND CAMPS.....	6	14	6	1	-
AMUSEMENTS.....	174	16,369	98	2,248	x

x Not available.

^{1/} Includes employees paid for less than the full workweek.

^{2/} See General Description on last page for changes from the 1939 Census of Business in the coverage of Service Trades.

Table 2.—CENSUS OF BUSINESS PRELIMINARY RESULTS FOR 1948 FOR CITIES OF 2,500 INHABITANTS OR MORE

PROVIDENCE COUNTY, R. I.

(Data omitted for trade groups where necessary to avoid disclosure)

City and trade group ¹	Number of establishments	1948 sales and receipts (Thousand dollars)	Active proprietors of unincorporated businesses Nov. 1948	Paid employees, workweek ended nearest Nov. 15, 1948	
				Total employees ²	Full workweek employees
Burrillville town:					
Retail trade.....	127	5,277	113	244	191
Selected service trades...	29	241	29	38	38
Central Falls:					
Retail trade.....	322	12,028	317	480	334
Wholesale trade.....	18	4,381	16	124	x
Selected service trades...	117	1,120	120	203	180
Cranston:					
Retail trade.....	431	24,866	418	1,103	856
Wholesale trade.....	15	6,340	11	118	x
Selected service trades...	139	1,321	145	171	151
Cumberland town:					
Retail trade.....	116	3,313	118	161	124
Selected service trades...	24	173	25	13	9
East Providence town:					
Retail trade.....	328	24,120	317	1,024	808
Wholesale trade.....	29	47,577	10	515	x
Selected service trades...	119	1,203	118	174	166
Amusements.....	40	448	18	66	x
Johnston town:					
Retail trade.....	111	3,379	113	150	112
Selected service trades...	30	455	28	67	61
Lincoln town:					
Retail trade.....	101	3,918	109	409	338
Selected service trades...	29	237	28	34	33
North Providence town:					
Retail trade.....	164	7,661	162	370	294
Wholesale trade.....	5	687	2	17	x
Selected service trades...	47	338	48	44	42
Pawtucket:					
Retail trade.....	1,022	88,668	936	4,820	3,535
Wholesale trade.....	74	37,388	43	769	x
Selected service trades...	438	4,692	439	747	642
Providence:					
Retail trade.....	3,823	325,027	3,500	19,434	16,126
Wholesale trade.....	798	551,819	453	8,049	x
Selected service trades...	1,791	26,744	1,749	4,139	3,667
Amusements.....	57	6,300	35	827	x

Table 2.—CENSUS OF BUSINESS PRELIMINARY RESULTS FOR 1948 FOR CITIES OF 2,500 INHABITANTS OR MORE

PROVIDENCE COUNTY, R. I. - Continued

(Data omitted for trade groups where necessary to avoid disclosure)

City and trade group ¹	Number of establishments	1948 sales and receipts (Thousand dollars)	Active proprietors of unincorporated businesses Nov. 1948	Paid employees, workweek ended nearest Nov. 15, 1948	
				Total employees ²	Full workweek employees
Woonsocket:					
Retail trade.....	750	51,499	648	2,861	2,135
Wholesale trade.....	77	24,977	60	430	x
Selected service trades...	283	2,244	276	292	245
Amusements.....	16	865	8	233	x
Remainder of county:					
Retail trade.....	244	9,851	234	479	340
Selected service trades...	25	247	24	27	24

x Not available.

^{1/} See General Description on this page for changes from the 1939 Census of Business in the coverage of Service Trades.^{2/} Includes employees paid for less than the full workweek.

GENERAL DESCRIPTION OF PRELIMINARY RELEASES FOR THE 1948 CENSUS OF BUSINESS

This series of releases, of which one is planned for each county in the United States, presents preliminary results of the 1948 Census of Business. The information is based on reports submitted by business establishments for that Census. The figures shown are preliminary, and are subject to revision in the final Census publications, but the changes are expected to be relatively minor with respect to coverage. The final Census figures will be issued in a series of Business Census bulletins which will show additional detailed kind-of-business information for all places where there are a sufficient number of establishments.

The 1948 Census of Business was taken under the provision of the Act of June 19, 1948, which provides that the Business Census be taken for 1948 and for each fifth year thereafter. Previous Business Censuses were taken for the years 1929, 1933, 1935, and 1939.

Scope of the Census.—The 1948 Census of Business covered all establishments in the following trades, as defined by the Standard Industrial Classification Manual, May 1949 issue, of the Executive Office of the President: all retail trades; all wholesale trades; all service trades in the following four groups—personal services, business services, automobile repairs and services, and miscellaneous repair services; hotels; tourist courts and camps; and amusements, including motion picture theaters. Some important services not covered are radio broadcasting and television, medical and health, legal, educational, nonprofit, accounting, and domestic services.

This coverage is similar to that of the 1939 Business Census. However, "custom trades" and "services incidental to transportation," which are no longer included in the standard classification of the service trades, are not covered by the 1948 Census. In a number of localities, these exclusions as well as

other changes in the standard classification may have a considerable effect in comparing 1948 with 1939 data, particularly with respect to establishment count.

Establishment definition.—For Census purposes, a business establishment is defined to include only enterprises conducted from a recognizable place of business, provided that the annual sales were in excess of \$5,000 for a wholesale trade establishment and \$500 for establishments in other trades. A detailed analysis of coverage will be provided in future Census of Business publications.

"Number of establishments" is the number of separate business locations, rather than the number of business companies or organizations, since the Census figures represent information reported separately for each business location or establishment. The establishment count reflects the number of places in business at the end of 1948 excluding administrative and executive offices of multiunit organizations, and "chain store" warehouses.

Sales and receipts.—"1948 sales and receipts" represents sales of merchandise and receipts from repairs and other services to customers. The figures reflect deductions for returned goods and allowances, but not for trade-in allowances; they exclude sales and excise taxes collected from customers and paid directly to any taxing agency.

Proprietors.—"Active proprietors..." represents owners and partners of unincorporated businesses who devoted the major portion of their time to the business in November 1948.

Employment.—"Number of paid employees..." represents all employees on the pay roll for the pay period ending nearest November 15, 1948. "Full workweek" employees, whether regular or seasonal, are those who in the November 15 pay period were paid for working at least the number of hours typically worked in a week by employees of the reporting establishment.

1948 CENSUS OF BUSINESS

RETAIL, WHOLESALE, SERVICE TRADES

U. S. DEPARTMENT OF COMMERCE
BUREAU OF THE CENSUS

PRELIMINARY

For Release May 1, 1950

Release Series BC-1P-38-005

WASHINGTON COUNTY, R. I.

Retail, wholesale, and service establishments located in Washington County, Rhode Island, showed a substantial expansion in dollar volume of trade from 1939 to 1948 according to preliminary figures from the 1948 Census of Business released today by the Bureau of the Census, U. S. Department of Commerce.

Retail sales in the county during 1948 aggregated \$37.6 million, an increase of 172 percent over the \$13.8 million in 1939, when the preceding Census of Business was taken. Wholesale sales in the county reached a total of \$3.0 million in 1948 as compared with \$0.7 million in 1939. The service trades included in the Census of Business recorded receipts totaling \$1.2 million in 1948 compared with \$0.5 million in 1939.

Employment in the county also rose over the 9-year period between 1939 and 1948 for the above trades. Establishments in these trades reported a combined total of 2,094 paid employees for the workweek ended nearest November 15, 1948. This compared with a total of 1,339 employees reported for the week of November 15, 1939.

These preliminary figures have been derived from a Census report on Washington County, Rhode Island, which also includes data for Westerly town. Final figures, superseding the preliminary data for Washington County, will be included in a Bulletin for the State of Rhode Island to be issued in several months. Similar data will be made available this year in preliminary and final form for each of the counties and States. A single copy of the preliminary release for Washington County as well as an order blank for other area releases may be obtained by writing to the Bureau of the Census, Washington 25, D. C.

Table 1.—CENSUS OF BUSINESS PRELIMINARY RESULTS FOR 1948, BY TRADE GROUP
WASHINGTON COUNTY, R. I.

Trade group and kind of business	Number of establishments	1948 sales and receipts (Thousand dollars)	Active proprietors of unincorporated businesses Nov. 1948	Paid employees, workweek ended nearest Nov. 15, 1948	
				Total employees ¹	Full workweek employees
RETAIL TRADE, total.....	646	37,557	614	1,854	1,436
Food group.....	161	11,352	153	357	265
Eating and drinking places.....	147	3,067	145	425	288
General merchandise grp, general stores	21	2,583	14	223	158
Apparel group.....	45	1,899	38	91	78
Furniture-home furnishings-appliance grp	24	2,035	15	106	104
Automotive group.....	35	4,513	32	151	141
Gasoline service stations.....	90	2,538	103	84	66
Lumber-building-hardware group.....	23	3,867	21	191	152
Drug and proprietary stores.....	15	1,307	17	84	64
All other retail stores.....	85	4,396	76	142	120
WHOLESALE TRADE.....	14	3,047	3	96	x
SELECTED SERVICE TRADES, <u>2</u> /total.....	124	1,199	127	144	122
Personal services.....	86	731	85	104	91
All other service trades.....	38	468	42	40	31
HOTELS.....	29	675	28	26	23
TOURIST COURTS AND CAMPS.....	18	104	26	11	10

x Not available.

1/ Includes employees paid for less than the full workweek.

2/ See General Description on last page for changes from the 1939 Census of Business in the coverage of Service Trades.

Table 2.—CENSUS OF BUSINESS PRELIMINARY RESULTS FOR 1948 FOR CITIES OF 2,500 INHABITANTS OR MORE
WASHINGTON COUNTY, R. I.

(Data omitted for trade groups where necessary to avoid disclosure)

City and trade group ¹	Number of establishments	1948 sales and receipts (Thousand dollars)	Active proprietors of unincorporated businesses Nov. 1948	Paid employees, workweek ended nearest Nov. 15, 1948	
				Total employees ²	Full workweek employees
Westerly town:					
Retail trade.....	245	18,448	215	958	755
Selected service trades.....	65	622	70	95	81
Hotels.....	15	395	16	14	13
Remainder of county:					
Retail trade.....	401	19,109	399	896	681
Selected service trades.....	59	577	57	49	41
Hotels.....	14	280	12	12	10

1/ See General Description on this page for changes from the 1939 Census of Business in the coverage of Service Trades.

2/ Includes employees paid for less than the full workweek.

GENERAL DESCRIPTION OF PRELIMINARY RELEASES FOR THE 1948 CENSUS OF BUSINESS

This series of releases, of which one is planned for each county in the United States, presents preliminary results of the 1948 Census of Business. The information is based on reports submitted by business establishments for that Census. The figures shown are preliminary, and are subject to revision in the final Census publications, but the changes are expected to be relatively minor with respect to coverage. The final Census figures will be issued in a series of Business Census bulletins which will show additional detailed kind-of-business information for all places where there are a sufficient number of establishments.

The 1948 Census of Business was taken under the provision of the Act of June 19, 1948, which provides that the Business Census be taken for 1948 and for each fifth year thereafter. Previous Business Censuses were taken for the years 1929, 1933, 1935, and 1939.

Scope of the Census.—The 1948 Census of Business covered all establishments in the following trades, as defined by the Standard Industrial Classification Manual, May 1949 issue, of the Executive Office of the President: all retail trades; all wholesale trades; all service trades in the following four groups—personal services, business services, automobile repairs and services, and miscellaneous repair services; hotels; tourist courts and camps; and amusements, including motion picture theaters. Some important services not covered are radio broadcasting and television, medical and health, legal, educational, nonprofit, accounting, and domestic services.

This coverage is similar to that of the 1939 Business Censuses. However, "custom trades" and "services incidental to transportation," which are no longer included in the standard classification of the service trades, are not covered by the 1948 Census. In a number of localities, these exclusions as well as

other changes in the standard classification may have a considerable effect in comparing 1948 with 1939 data, particularly with respect to establishment count.

Establishment definition.—For Census purposes, a business establishment is defined to include only enterprises conducted from a recognizable place of business, provided that the annual sales were in excess of \$5,000 for a wholesale trade establishment and \$500 for establishments in other trades. A detailed analysis of coverage will be provided in future Census of Business publications.

"Number of establishments" is the number of separate business locations, rather than the number of business companies or organizations, since the Census figures represent information reported separately for each business location or establishment. The establishment count reflects the number of places in business at the end of 1948 excluding administrative and executive offices of multinational organizations, and "chain store" warehouses.

Sales and receipts.—"1948 sales and receipts" represents sales of merchandise and receipts from repairs and other services to customers. The figures reflect deductions for returned goods and allowances, but not for trade-in allowances; they exclude sales and excise taxes collected from customers and paid directly to any taxing agency.

Proprietors.—"Active proprietors..." represents owners and partners of unincorporated businesses who devoted the major portion of their time to the business in November 1948.

Employment.—"Number of paid employees..." represents all employees on the pay roll for the pay period ending nearest November 15, 1948. "Full workweek" employees, whether regular or seasonal, are those who in the November 15 pay period were paid for working at least the number of hours typically worked in a week by employees of the reporting establishment.



SOUTH CAROLINA

counties

SOUTH CAROLINA

- | | |
|------------------|------------------|
| 1. Abbeville | 24. Greenwood |
| 2. Aiken | 25. Hampton |
| 3. Allendale | 26. Horry |
| 4. Anderson | 27. Jasper |
| 5. Bamberg | 28. Kershaw |
| 6. Barnwell | 29. Lancaster |
| 7. Beaufort | 30. Laurens |
| 8. Berkeley | 31. Lee |
| 9. Calhoun | 32. Lexington |
| 10. Charleston | 33. McCormick |
| 11. Cherokee | 34. Marion |
| 12. Chester | 35. Marlboro |
| 13. Chesterfield | 36. Newberry |
| 14. Clarendon | 37. Oconee |
| 15. Colleton | 38. Orangeburg |
| 16. Darlington | 39. Pickens |
| 17. Dillon | 40. Richland |
| 18. Dorchester | 41. Saluda |
| 19. Edgefield | 42. Spartanburg |
| 20. Fairfield | 43. Sumter |
| 21. Florence | 44. Union |
| 22. Georgetown | 45. Williamsburg |
| 23. Greenville | 46. York |



1948 CENSUS OF BUSINESS

RETAIL, WHOLESALE, SERVICE TRADES

U. S. DEPARTMENT OF COMMERCE
BUREAU OF THE CENSUS

PRELIMINARY

For Release May 15, 1950

Release Series BC-1P-39-000

SOUTH CAROLINA

Retail, wholesale, and service establishments located in South Carolina, showed a substantial expansion in dollar volume of trade from 1939 to 1948 according to preliminary figures from the 1948 Census of Business released today by the Bureau of the Census, U. S. Department of Commerce.

Retail sales in the State during 1948 aggregated \$1,141,200,000, an increase of 244 percent over the \$332,200,000 sales in 1939, when the preceding Census of Business was taken. Wholesale sales volume in the State showed a 234 percent rise over the same period, reaching a total of \$991,600,000 in 1948 as compared with \$297,200,000 in 1939. The service trades included in the Census of Business reported receipts totaling \$57,900,000 in 1948 compared with \$15,700,000 in 1939. Hotel receipts moved from \$3,700,000 in 1939 to \$9,400,000 in 1948. Amusement businesses in the State recorded receipts of \$12,400,000 in 1948 compared with \$4,900,000 in 1939.

Employment in the State also rose over the 9-year period between 1939 and 1948 for the trades covered by the Census of Business. Retail trade establishments reported 63,874 paid employees for the workweek ended nearest November 15, 1948. Of these, 49,965 worked the full week, and the remainder part of the week. The comparable total and full workweek figures for 1939 were 43,997 and 33,113. Wholesale trade establishments reported a total of 13,725 full- and part-week employees for the week of November 15, 1948, compared with 8,892 for the same week in 1939. For the selected service trades, November 15, 1948, paid employees numbered 13,980; the comparable figure for 1939, adjusted for change in scope between the two Censuses, was 8,135.

These preliminary figures have been compiled from similar releases being made available for each county in South Carolina. Final figures, superseding the preliminary data for South Carolina, will be included in a State Bulletin to be issued in several months. Similar data will be made available in preliminary and final form for each of the States.

A single copy of the preliminary release for the State of South Carolina as well as an order blank for other area releases may be obtained by writing to the Bureau of the Census, Washington 25, D. C.

Table 1.—CENSUS OF BUSINESS PRELIMINARY RESULTS FOR 1948, BY TRADE GROUP

SOUTH CAROLINA

Trade group and kind of business	Number of establishments	1948 sales and receipts (Thousand dollars)	Active proprietors of unincorporated businesses Nov. 1948	Paid employees, workweek ended nearest Nov. 15, 1948	
				Total employees ¹	Full workweek employees
RETAIL TRADE, total.....	20,948	1,141,201	19,192	63,874	49,965
Food group.....	7,802	276,927	7,388	10,466	7,135
Eating and drinking places.....	2,747	44,947	2,748	6,663	5,419
General merchandise grp, general stores	1,405	156,472	1,044	14,272	8,994
Apparel group.....	931	77,052	768	4,582	3,394
Furniture-home furnishings-appliance grp	917	71,790	756	4,155	3,907
Automotive group.....	1,046	208,865	855	7,505	7,224
Gasoline service stations.....	2,519	67,525	2,495	3,859	3,121
Lumber-building-hardware group.....	718	92,451	603	4,883	4,420
Drug and proprietary stores.....	561	35,097	489	2,905	2,426
All other retail stores.....	2,302	110,075	2,046	4,584	3,925
WHOLESALE TRADE, total.....	1,598	991,602	1,056	13,725	x
Merchant wholesalers, total.....	890	461,138	573	9,791	x
Groceries, confectionery, meat.....	175	116,417	129	2,214	x
Farm products, edible.....	76	33,392	71	1,087	x
Tobacco.....	33	14,734	29	202	x
Furniture, home furnishings.....	9	1,089	9	36	x
Automotive supplies.....	103	15,844	54	893	x
Electrical merchandise.....	36	24,887	17	438	x
Hardware, plumbing, heating.....	41	37,953	11	768	x
Lumber, construction materials.....	39	21,740	19	512	x
Mach'y, equip't, industrial supplies	121	39,844	60	1,314	x
All other merchant wholesalers.....	257	155,238	174	2,327	x
Manufact'rs' sales branches, offices..	111	101,658	-	1,440	x
Petroleum bulk plants, terminals.....	339	126,127	220	1,507	x
Agents, brokers (merchandise).....	157	230,152	168	528	x
Assemblers of farm products.....	101	72,527	95	459	x
SELECTED SERVICE TRADES, total.....	4,541	57,879	4,502	13,980	12,748
Personal services.....	2,829	36,956	2,765	10,997	10,048
Business services.....	112	2,910	84	505	440
Automotive repairs and services.....	1,047	12,576	1,090	1,805	1,677
Other repairs and services.....	553	5,437	563	673	583
HOTELS.....	183	9,381	147	2,283	2,138
TOURIST COURTS AND CAMPS.....	173	1,648	165	228	207
AMUSEMENTS.....	491	12,398	345	1,845	x

x Not available.

¹/ Includes employees paid for less than the full workweek.

1948 CENSUS OF BUSINESS

U. S. DEPARTMENT OF COMMERCE
BUREAU OF THE CENSUS

RETAIL, WHOLESALE, SERVICE TRADES

PRELIMINARY

For Release May 15, 1950

Release Series BC-1P-39-001

ABBEVILLE COUNTY, S. C.

Retail and service establishments located in Abbeville County, South Carolina, showed a substantial expansion in dollar volume of trade from 1939 to 1948 according to preliminary figures from the 1948 Census of Business released today by the Bureau of the Census, U. S. Department of Commerce.

Retail sales in the county during 1948 aggregated \$9.2 million, an increase of 268 percent over the \$2.5 million in 1939, when the preceding Census of Business was taken. The service trades included in the Census of Business recorded receipts totaling \$276,000 in 1948 compared with \$105,000 in 1939. Wholesale sales in the county reached a total of \$1.0 million in 1948, a decrease from the \$1.3 million reported in 1939.

Employment in the county rose over the 9-year period between 1939 and 1948 for the above trades. Establishments in these trades reported a combined total of 488 paid employees for the workweek ended nearest November 15, 1948. This compared with a total of 370 employees reported for the week of November 15, 1939.

These preliminary figures have been derived from a Census report on Abbeville County, South Carolina, which also includes data for the city of Abbeville. Final figures, superseding the preliminary data for Abbeville County, will be included in a Bulletin for the State of South Carolina to be issued in several months. Similar data will be made available this year in preliminary and final form for each of the counties and States. A single copy of the preliminary release for Abbeville County as well as an order blank for other area releases may be obtained by writing to the Bureau of the Census, Washington 25, D.C.

Table 1.—CENSUS OF BUSINESS PRELIMINARY RESULTS FOR 1948, BY TRADE GROUP

ABBEVILLE, COUNTY, S. C.

Trade group and kind of business	Number of establishments	1948 sales and receipts (Thousand dollars)	Active proprietors of unincorporated businesses Nov. 1948	Paid employees, workweek ended nearest Nov. 15, 1948	
				Total employees ¹	Full workweek employees
RETAIL TRADE, total.....	234	9,213	233	413	308
Food group.....	87	2,739	93	82	50
Eating and drinking places.....	24	433	27	34	26
General merchandise grp, general stores	15	1,063	11	69	39
Apparel group.....	7	468	8	22	12
Furniture-home furnishings-appliance grp	10	837	5	34	33
Automotive group.....	10	1,179	13	57	57
Gasoline service stations.....	45	502	46	21	17
Lumber-building-hardware group.....	12	896	10	44	38
Drug and proprietary stores.....	7	336	6	28	19
All other retail stores.....	17	760	14	22	17
WHOLESALE TRADE.....	6	989	6	15	x
SELECTED SERVICE TRADES, ² /total.....	34	276	36	60	55
Personal services.....	25	197	26	53	48
All other service trades.....	9	79	10	7	7

x Not available.

¹/ Includes employees paid for less than the full workweek.

²/ See General Description on last page for changes from 1939 Census of Business in the coverage of Service Trades.

Table 2.—CENSUS OF BUSINESS PRELIMINARY RESULTS FOR 1948 FOR CITIES OF 2,500 INHABITANTS OR MORE
 ABBEVILLE COUNTY, S. C.

(Data omitted for trade groups where necessary to avoid disclosure)

City and trade group ¹	Number of establishments	1948 sales and receipts (Thousand dollars)	Active proprietors of unincorporated businesses Nov. 1948	Paid employees, workweek ended nearest Nov. 15, 1948	
				Total employees ²	Full workweek employees
Abbeville:					
Retail trade.....	109	6,359	105	325	247
Selected service trades....	19	207	20	45	42
Remainder of county:					
Retail trade.....	125	2,854	128	88	61
Selected service trades....	15	69	16	15	13

1/ See General Description on this page for changes from the 1939 Census of Business in the coverage of Service Trades.

2/ Includes employees paid for less than the full workweek.

GENERAL DESCRIPTION OF PRELIMINARY RELEASES FOR THE 1948 CENSUS OF BUSINESS

This series of releases, of which one is planned for each county in the United States, presents preliminary results of the 1948 Census of Business. The information is based on reports submitted by business establishments for that Census. The figures shown are preliminary, and are subject to revision in the final Census publications, but the changes are expected to be relatively minor with respect to coverage. The final Census figures will be issued in a series of Business Census bulletins which will show additional detailed kind-of-business information for all places where there are a sufficient number of establishments.

The 1948 Census of Business was taken under the provision of the Act of June 19, 1948, which provides that the Business Census be taken for 1948 and for each fifth year thereafter. Previous Business Censuses were taken for the years 1929, 1933, 1935, and 1939.

Scope of the Census.—The 1948 Census of Business covered all establishments in the following trades, as defined by the Standard Industrial Classification Manual, May 1949 issue, of the Executive Office of the President: all retail trades; all wholesale trades; all service trades in the following four groups—personal services, business services, automobile repairs and services, and miscellaneous repair services; hotels; tourist courts and camps; and amusements, including motion picture theaters. Some important services not covered are radio broadcasting and television, medical and health, legal, educational, nonprofit, accounting, and domestic services.

This coverage is similar to that of the 1939 Business Census. However, "custom trades" and "services incidental to transportation," which are no longer included in the standard classification of the service trades, are not covered by the 1948 Census. In a number of localities, these exclusions as well as

other changes in the standard classification may have a considerable effect in comparing 1948 with 1939 data, particularly with respect to establishment count.

Establishment definition.—For Census purposes, a business establishment is defined to include only enterprises conducted from a recognizable place of business, provided that the annual sales were in excess of \$5,000 for a wholesale trade establishment and \$500 for establishments in other trades. A detailed analysis of coverage will be provided in future Census of Business publications.

"Number of establishments" is the number of separate business locations, rather than the number of business companies or organizations, since the Census figures represent information reported separately for each business location or establishment. The establishment count reflects the number of places in business at the end of 1948 excluding administrative and executive offices of multiunit organizations, and "chain store" warehouses.

Sales and receipts.—"1948 sales and receipts" represents sales of merchandise and receipts from repairs and other services to customers. The figures reflect deductions for returned goods and allowances, but not for trade-in allowances; they exclude sales and excise taxes collected from customers and paid directly to any taxing agency.

Proprietors.—"Active proprietors..." represents owners and partners of unincorporated businesses who devoted the major portion of their time to the business in November 1948.

Employment.—"Number of paid employees..." represents all employees on the pay roll for the pay period ending nearest November 15, 1948. "Full workweek" employees, whether regular or seasonal, are those who in the November 15 pay period were paid for working at least the number of hours typically worked in a week by employees of the reporting establishment.

1948 CENSUS OF BUSINESS

U. S. DEPARTMENT OF COMMERCE
BUREAU OF THE CENSUS

RETAIL, WHOLESALE, SERVICE TRADES

PRELIMINARY

For Release April 3, 1950

Release Series BC-1P-39-002

AIKEN COUNTY, S. C.

Retail, wholesale, and service establishments located in Aiken County, South Carolina, showed a substantial expansion in dollar volume of trade from 1939 to 1948 according to preliminary figures from the 1948 Census of Business released today by the Bureau of the Census, U. S. Department of Commerce.

Retail sales in the county during 1948 aggregated \$17.3 million, an increase of 179 percent over the \$6.2 million in 1939, when the preceding Census of Business was taken. Wholesale sales in the county reached a total of \$6.2 million in 1948 as compared with \$2.1 million in 1939. The service trades included in the Census of Business recorded receipts totaling \$815,000 in 1948 compared with \$215,000 in 1939.

Employment in the county also rose over the 9-year period between 1939 and 1948 for the above trades. Establishments in these trades reported a combined total of 1,039 paid employees for the workweek ended nearest November 15, 1948. This compared with a total of 789 employees reported for the week of November 15, 1939.

These preliminary figures have been derived from a Census report on Aiken County, South Carolina, which also includes data for the cities of Aiken and North Augusta. Final figures, superseding the preliminary data for Aiken County, will be included in a Bulletin for the State of South Carolina to be issued in several months. Similar data will be made available this year in preliminary and final form for each of the counties and States. A single copy of the preliminary release for Aiken County as well as an order blank for other area releases may be obtained by writing to the Bureau of the Census, Washington 25, D. C.

Table 1.—CENSUS OF BUSINESS PRELIMINARY RESULTS FOR 1948, BY TRADE GROUP

AIKEN COUNTY, S. C.

Trade group and kind of business	Number of establishments	1948 sales and receipts (Thousand dollars)	Active proprietors of unincorporated businesses Nov. 1948	Paid employees, workweek ended nearest Nov. 15, 1948	
				Total employees ¹	Full workweek employees
RETAIL TRADE, total.....	503	17,337	460	814	635
Food group.....	201	5,388	186	154	121
Eating and drinking places.....	51	484	47	67	48
General merchandise grp, general stores.	45	2,331	35	157	98
Apparel group.....	8	365	9	15	9
Furniture-home furnishings-appliance grp.	14	716	16	38	33
Automotive group.....	20	2,859	20	118	112
Gasoline service stations.....	86	1,629	81	82	68
Lumber-building-hardware group.....	17	1,274	15	62	61
Drug and proprietary stores.....	12	513	9	56	27
All other retail stores.....	49	1,778	42	65	58
WHOLESALE TRADE.....	19	6,242	16	76	x
SELECTED SERVICE TRADES ² /total.....	87	815	93	149	135
Personal services.....	54	488	57	110	97
All other service trades.....	33	327	36	39	38
TOURIST COURTS AND CAMPS.....	5	21	5	3	3

x Not available.

¹/ Includes employees paid for less than the full workweek.

²/ See General Description on last page for changes from the 1939 Census of Business in the coverage of Service Trades.

Table 2.—CENSUS OF BUSINESS PRELIMINARY RESULTS FOR 1948 FOR CITIES OF 2,500 INHABITANTS OR MORE

AIKEN COUNTY, S. C.

(Data omitted for trade groups where necessary to avoid disclosure)

City and trade group ¹	Number of establishments	1948 sales and receipts (Thousand dollars)	Active proprietors of unincorporated businesses Nov. 1948	Paid employees, workweek ended nearest Nov. 15, 1948	
				Total employees ²	Full workweek employees
Aiken:					
Retail trade.....	142	8,887	124	494	380
Wholesale trade.....	11	5,278	8	52	x
Selected service trades.....	38	525	40	103	95
North Augusta:					
Retail trade.....	20	709	16	47	38
Selected service trades.....	8	53	9	7	4
Remainder of county:					
Retail trade.....	341	7,741	320	273	217
Wholesale trade ^{3/}	8	964	8	24	x
Selected service trades.....	41	237	44	39	36

x Not available.

1/ See General Description on this page for changes from the 1939 Census of Business in the coverage of Service Trades.

2/ Includes employees paid for less than the full workweek.

3/ Includes figures for establishments not located in cities of 5,000 inhabitants or more.

GENERAL DESCRIPTION OF PRELIMINARY RELEASES FOR THE 1948 CENSUS OF BUSINESS

This series of releases, of which one is planned for each county in the United States, presents preliminary results of the 1948 Census of Business. The information is based on reports submitted by business establishments for that Census. The figures shown are preliminary, and are subject to revision in the final Census publications, but the changes are expected to be relatively minor with respect to coverage. The final Census figures will be issued in a series of Business Census bulletins which will show additional detailed kind-of-business information for all places where there are a sufficient number of establishments.

The 1948 Census of Business was taken under the provision of the Act of June 19, 1948, which provides that the Business Census be taken for 1948 and for each fifth year thereafter. Previous Business Censuses were taken for the years 1929, 1933, 1935, and 1939.

Scope of the Census.—The 1948 Census of Business covered all establishments in the following trades, as defined by the Standard Industrial Classification Manual, May 1949 issue, of the Executive Office of the President: all retail trades; all wholesale trades; all service trades in the following four groups—personal services, business services, automobile repairs and services, and miscellaneous repair services; hotels; tourist courts and camps; and amusements, including motion picture theaters. Some important services not covered are radio broadcasting and television, medical and health, legal, educational, nonprofit, accounting, and domestic services.

This coverage is similar to that of the 1939 Business Census. However, "custom trades" and "services incidental to transportation," which are no longer included in the standard classification of the service trades, are not covered by the 1948 Census. In a number of localities, these exclusions as well as

other changes in the standard classification may have a considerable effect in comparing 1948 with 1939 data, particularly with respect to establishment count.

Establishment definition.—For Census purposes, a business establishment is defined to include only enterprises conducted from a recognizable place of business, provided that the annual sales were in excess of \$5,000 for a wholesale trade establishment and \$500 for establishments in other trades. A detailed analysis of coverage will be provided in future Census of Business publications.

"Number of establishments" is the number of separate business locations, rather than the number of business companies or organizations, since the Census figures represent information reported separately for each business location or establishment. The establishment count reflects the number of places in business at the end of 1948 excluding administrative and executive offices of multiunit organizations, and "chain store" warehouses.

Sales and receipts.—"1948 sales and receipts" represents sales of merchandise and receipts from repairs and other services to customers. The figures reflect deductions for returned goods and allowances, but not for trade-in allowances; they exclude sales and excise taxes collected from customers and paid directly to any taxing agency.

Proprietors.—"Active proprietors..." represents owners and partners of unincorporated businesses who devoted the major portion of their time to the business in November 1948.

Employment.—"Number of paid employees..." represents all employees on the pay roll for the pay period ending nearest November 15, 1948. "Full workweek" employees, whether regular or seasonal, are those who in the November 15 pay period were paid for working at least the number of hours typically worked in a week by employees of the reporting establishment.

1948 CENSUS OF BUSINESS

U. S. DEPARTMENT OF COMMERCE
BUREAU OF THE CENSUS

RETAIL, WHOLESALE, SERVICE TRADES

PRELIMINARY

For Release March 30, 1950

Release Series BC-1P-39-003

ALLENDALE COUNTY, S. C.

Retail and service establishments located in Allendale County, South Carolina, showed a substantial expansion in dollar volume of trade from 1939 to 1948 according to preliminary figures from the 1948 Census of Business released today by the Bureau of the Census, U. S. Department of Commerce.

Retail sales in the county during 1948 aggregated \$4.1 million, an increase of 215 percent over the \$1.3 million in 1939, when the preceding Census of Business was taken. The service trades included in the Census of Business recorded receipts totaling \$199,000 in 1948 compared with \$43,000 in 1939.

Employment in the county also rose over the 9-year period between 1939 and 1948 for the above trades. Establishments in these trades reported a combined total of 255 paid employees for the workweek ended nearest November 15, 1948. This compared with a total of 200 employees reported for the week of November 15, 1939.

These preliminary figures have been derived from a Census report on Allendale County, South Carolina. Final figures, superseding the preliminary data for Allendale County, will be included in a Bulletin for the State of South Carolina to be issued in several months. Similar data will be made available this year in preliminary and final form for each of the counties and States. A single copy of the preliminary release for Allendale County as well as an order blank for other area releases may be obtained by writing to the Bureau of the Census, Washington 25, D. C.

Table 1.—CENSUS OF BUSINESS PRELIMINARY RESULTS FOR 1948, BY TRADE GROUP
ALLENDALE COUNTY, S. C.

Trade group and kind of business	Number of establishments	1948 sales and receipts (Thousand dollars)	Active proprietors of unincorporated businesses Nov. 1948	Paid employees, workweek ended nearest Nov. 15, 1948	
				Total employees ¹	Full workweek employees
RETAIL TRADE, total.....	129	4,149	120	207	158
Food group.....	46	1,239	44	57	35
Eating and drinking places....	10	108	10	18	14
Gasoline service stations.....	13	311	12	17	15
All other retail stores.....	60	2,491	54	115	94
SELECTED SERVICE TRADES ^{2/}	24	199	24	48	41

^{1/} Includes employees paid for less than the full workweek.

^{2/} See General Description on last page for changes from the 1939 Census of Business in the coverage of Service Trades.

This series of releases, of which one is planned for each county in the United States, presents preliminary results of the 1948 Census of Business. The information is based on reports submitted by business establishments for that Census. The figures shown are preliminary, and are subject to revision in the final Census publications, but the changes are expected to be relatively minor with respect to coverage. The final Census figures will be issued in a series of Business Census bulletins which will show additional detailed kind-of-business information for all places where there are a sufficient number of establishments.

The 1948 Census of Business was taken under the provision of the Act of June 19, 1948, which provides that the Business Census be taken for 1948 and for each fifth year thereafter. Previous Business Censuses were taken for the years 1929, 1933, 1935, and 1939.

Scope of the Census.—The 1948 Census of Business covered all establishments in the following trades, as defined by the Standard Industrial Classification Manual, May 1949 issue, of the Executive Office of the President: all retail trades; all wholesale trades; all service trades in the following four groups—personal services, business services, automobile repairs and services, and miscellaneous repair services; hotels; tourist courts and camps; and amusements, including motion picture theaters. Some important services not covered are radio broadcasting and television, medical and health, legal, educational, nonprofit, accounting, and domestic services.

This coverage is similar to that of the 1939 Business Census. However, "custom trades" and "services incidental to transportation," which are no longer included in the standard classification of the service trades, are not covered by the 1948 Census. In a number of localities, these exclusions as well as other changes in the standard classification may have a considerable effect in comparing

1948 with 1939 data, particularly with respect to establishment count.

Establishment definition.—For Census purposes, a business establishment is defined to include only enterprises conducted from a recognizable place of business, provided that the annual sales were in excess of \$5,000 for a wholesale trade establishment and \$500 for establishments in other trades. A detailed analysis of coverage will be provided in future Census of Business publications.

"Number of establishments" is the number of separate business locations, rather than the number of business companies or organizations, since the Census figures represent information reported separately for each business location or establishment. The establishment count reflects the number of places in business at the end of 1948 excluding administrative and executive offices of multiunit organizations, and "chain store" warehouses.

Sales and receipts.—"1948 sales and receipts" represents sales of merchandise and receipts from repairs and other services to customers. The figures reflect deductions for returned goods and allowances, but not for trade-in allowances; they exclude sales and excise taxes collected from customers and paid directly to any taxing agency.

Proprietors.—"Active proprietors..." represents owners and partners of unincorporated businesses who devoted the major portion of their time to the business in November 1948.

Employment.—"Number of paid employees..." represents all employees on the pay roll for the pay period ending nearest November 15, 1948. "Full workweek" employees, whether regular or seasonal, are those who in the November 15 pay period were paid for working at least the number of hours typically worked in a week by employees of the reporting establishment.

1948 CENSUS OF BUSINESS

RETAIL, WHOLESALE, SERVICE TRADES

U. S. DEPARTMENT OF COMMERCE
BUREAU OF THE CENSUS

PRELIMINARY

For Release May 1, 1950

Release Series BC-1P- 39-004

ANDERSON COUNTY, S. C.

Retail, wholesale, and service establishments located in Anderson County, South Carolina, showed a substantial expansion in dollar volume of trade from 1939 to 1948 according to preliminary figures from the 1948 Census of Business released today by the Bureau of the Census, U. S. Department of Commerce.

Retail sales in the county during 1948 aggregated \$52.5 million, an increase of 255 percent over the \$14.8 million in 1939, when the preceding Census of Business was taken. Wholesale sales in the county reached a total of \$20.4 million in 1948 as compared with \$9.5 million in 1939. The service trades included in the Census of Business recorded receipts totaling \$2.7 million in 1948 compared with \$0.7 million in 1939.

Employment in the county also rose over the 9-year period between 1939 and 1948 for the above trades. Establishments in these trades reported a combined total of 4,016 paid employees for the workweek ended nearest November 15, 1948. This compared with a total of 2,846 employees reported for the week of November 15, 1939.

These preliminary figures have been derived from a Census report on Anderson County, South Carolina, which also includes data for the cities of Anderson, Williamston, and the part of the city of Honea Path located in Anderson County. Final figures, superseding the preliminary data for Anderson County, will be included in a Bulletin for the State of South Carolina to be issued in several months. Similar data will be made available this year in preliminary and final form for each of the counties and States. A single copy of the preliminary release for Anderson County as well as an order blank for other area releases may be obtained by writing to the Bureau of the Census, Washington 25, D. C.

Table 1.—CENSUS OF BUSINESS PRELIMINARY RESULTS FOR 1948, BY TRADE GROUP

ANDERSON COUNTY, S. C.

Trade group and kind of business	Number of establishments	1948 sales and receipts (Thousand dollars)	Active proprietors of unincorporated businesses Nov. 1948	Paid employees, workweek ended nearest Nov. 15, 1948	
				Total employees ¹	Full workweek employees
RETAIL TRADE, total.....	735	52,475	662	3,037	2,424
Food group.....	247	12,419	217	527	410
Eating and drinking places.....	78	1,488	81	231	198
General merchandise group, general stores....	39	7,875	32	688	468
Apparel group.....	39	3,327	34	248	184
Furniture-home furnishings-appliance group..	42	3,887	27	217	202
Automotive group.....	49	10,056	41	374	367
Gasoline service stations.....	117	3,364	118	196	146
Lumber-building-hardware group.....	24	3,066	23	209	158
Drug and proprietary stores.....	20	1,514	20	100	71
All other retail stores.....	80	5,479	69	247	220
WHOLESALE TRADE, total.....	44	20,359	33	381	x
Merchant wholesalers.....	26	13,014	17	274	x
Other types of wholesale.....	18	7,345	16	107	x
SELECTED SERVICE TRADES, ^{2/} total.....	177	2,700	168	598	565
Personal services.....	114	1,770	109	486	455
All other service trades.....	63	930	59	112	110
TOURIST COURTS AND CAMPS.....	5	50	6	5	5
AMUSEMENTS.....	23	599	17	118	x

x Not available.

^{1/} Includes employees paid for less than the full workweek.

^{2/} See General Description on last page for changes from the 1939 Census of Business in the coverage of Service Trades.

Table 2.—CENSUS OF BUSINESS PRELIMINARY RESULTS FOR 1948 FOR CITIES OF 2,500 INHABITANTS OR MORE

ANDERSON COUNTY, S. C.

(Data omitted for trade groups where necessary to avoid disclosure)

City and trade group ¹	Number of establishments	1948 sales and receipts (Thousand dollars)	Active proprietors of unincorporated businesses Nov. 1948	Paid employees, workweek ended nearest Nov. 15, 1948	
				Total employees ²	Full workweek employees
Anderson:					
Retail trade.....	298	34,898	246	2,199	1,776
Wholesale trade.....	33	15,048	24	309	x
Selected service trades.....	76	1,608	69	361	348
Honea Path: (part)					
Retail trade.....	49	2,578	44	160	103
Selected service trades.....	13	87	12	24	23
Williamston:					
Retail trade.....	43	1,789	40	97	71
Selected service trades.....	12	249	14	56	54
Remainder of county:^{3/}					
Retail trade.....	345	13,210	332	581	474
Wholesale trade.....	11	5,311	9	72	x
Selected service trades.....	76	756	73	157	140
Tourist courts and camps.....	5	50	6	5	5

x Not available.

^{1/} See General Description on this page for changes from the 1939 Census of Business in the coverage of Service Trades.

^{2/} Includes employees paid for less than the full workweek.

^{3/} Includes figures for establishments, other than wholesale, not located in cities of 2,500 inhabitants or more, and wholesale establishments not located in cities of 5,000 inhabitants or more.

GENERAL DESCRIPTION OF PRELIMINARY RELEASES FOR THE 1948 CENSUS OF BUSINESS

This series of releases, of which one is planned for each county in the United States, presents preliminary results of the 1948 Census of Business. The information is based on reports submitted by business establishments for that Census. The figures shown are preliminary, and are subject to revision in the final Census publications, but the changes are expected to be relatively minor with respect to coverage. The final Census figures will be issued in a series of Business Census bulletins which will show additional detailed kind-of-business information for all places where there are a sufficient number of establishments.

The 1948 Census of Business was taken under the provision of the Act of June 19, 1948, which provides that the Business Census be taken for 1948 and for each fifth year thereafter. Previous Business Censuses were taken for the years 1929, 1933, 1935, and 1939.

Scope of the Census.—The 1948 Census of Business covered all establishments in the following trades, as defined by the Standard Industrial Classification Manual, May 1949 issue, of the Executive Office of the President: all retail trades; all wholesale trades; all service trades in the following four groups—personal services, business services, automobile repairs and services, and miscellaneous repair services; hotels; tourist courts and camps; and amusements, including motion picture theaters. Some important services not covered are radio broadcasting and television, medical and health, legal, educational, nonprofit, accounting, and domestic services.

This coverage is similar to that of the 1939 Business Census. However, "custom trades" and "services incidental to transportation," which are no longer included in the standard classification of the service trades, are not covered by the 1948 Census. In a number of localities, these exclusions as well as other changes in the standard classification may have

a considerable effect in comparing 1948 with 1939 data, particularly with respect to establishment count.

Establishment definition.—For Census purposes, a business establishment is defined to include only enterprises conducted from a recognizable place of business, provided that the annual sales were in excess of \$5,000 for a wholesale trade establishment and \$500 for establishments in other trades. A detailed analysis of coverage will be provided in future Census of Business publications.

"Number of establishments" is the number of separate business locations, rather than the number of business companies or organizations, since the Census figures represent information reported separately for each business location or establishment. The establishment count reflects the number of places in business at the end of 1948 excluding administrative and executive offices of multiunit organizations, and "chain store" warehouses.

Sales and receipts.—"1948 sales and receipts" represents sales of merchandise and receipts from repairs and other services to customers. The figures reflect deductions for returned goods and allowances, but not for trade-in allowances; they exclude sales and excise taxes collected from customers and paid directly to any taxing agency.

Proprietors.—"Active proprietors..." represents owners and partners of unincorporated businesses who devoted the major portion of their time to the business in November 1948.

Employment.—"Number of paid employees..." represents all employees on the pay roll for the pay period ending nearest November 15, 1948. "Full workweek" employees, whether regular or seasonal, are those who in the November 15 pay period were paid for working at least the number of hours typically worked in a week by employees of the reporting establishment.

1948 CENSUS OF BUSINESS

U. S. DEPARTMENT OF COMMERCE
BUREAU OF THE CENSUS

DETAIL, WHOLESALE, SERVICE TRADES

PRELIMINARY

For Release April 6, 1950

Release Series BC-1P-39-005

BAMBERG COUNTY, S. C.

Retail, wholesale, and service establishments located in Bamberg County, South Carolina, showed a substantial expansion in dollar volume of trade from 1939 to 1948 according to preliminary figures from the 1948 Census of Business released today by the Bureau of the Census, U. S. Department of Commerce.

Retail sales in the county during 1948 aggregated \$7.7 million, an increase of 196 percent over the \$2.6 million in 1939, when the preceding Census of Business was taken. Wholesale sales in the county reached a total of \$2.3 million in 1948 as compared with \$1.0 million in 1939. The service trades included in the Census of Business recorded receipts totaling \$343,000 in 1948 compared with \$63,000 in 1939.

Employment in the county also rose over the 9-year period between 1939 and 1948 for the above trades. Establishments in these trades reported a combined total of 507 paid employees for the workweek ended nearest November 15, 1948. This compared with a total of 361 employees reported for the week of November 15, 1939.

These preliminary figures have been derived from a Census report on Bamberg County, South Carolina, which also includes data for the city of Bamberg. Final figures, superseding the preliminary data for Bamberg County, will be included in a Bulletin for the State of South Carolina to be issued in several months. Similar data will be made available this year in preliminary and final form for each of the counties and States. A single copy of the preliminary release for Bamberg County as well as an order blank for other area releases may be obtained by writing to the Bureau of the Census, Washington 25, D.C.

Table 1.—CENSUS OF BUSINESS PRELIMINARY RESULTS FOR 1948, BY TRADE GROUP

BAMBERG COUNTY, S. C.

Trade group and kind of business	Number of establishments	1948 sales and receipts (Thousand dollars)	Active proprietors of unincorporated businesses Nov. 1948	Paid employees, workweek ended nearest Nov. 15, 1948	
				Total employees ¹	Full workweek employees
RETAIL TRADE, total.....	202	7,703	175	396	312
Food group.....	49	1,626	45	75	52
Eating and drinking places.....	28	286	27	38	27
General merchandise grp, general stores	19	913	15	76	47
Apparel group.....	11	443	9	25	19
Furniture-home furnishgs-appliance grp	8	216	5	13	13
Automotive group.....	11	1,606	-6	69	68
Gasoline service stations.....	30	603	30	32	25
Lumber-building-hardware group.....	13	809	13	25	22
Drug and proprietary stores.....	9	206	8	12	11
All other retail stores.....	24	995	17	31	28
WHOLESALE TRADE.....	10	2,281	7	39	x
SELECTED SERVICE TRADES, ² /total.....	50	343	49	72	63
Personal services.....	30	167	30	54	47
All other service trades.....	20	176	19	18	16

x Not available.

1/ Includes employees paid for less than the full workweek.

2/ See General Description on last page for changes from the 1939 Census of Business in the coverage of Service Trades.

Table 2.—CENSUS OF BUSINESS PRELIMINARY RESULTS FOR 1948 FOR CITIES OF 2,500 INHABITANTS OR MORE

BAMBERG COUNTY, S. C.

(Data omitted for trade groups where necessary to avoid disclosure)

City and trade group ¹	Number of establishments	1948 sales and receipts (Thousand dollars)	Active proprietors of unincorporated businesses Nov. 1948	Paid employees, workweek ended nearest Nov. 15, 1948	
				Total employees ²	Full workweek employees
Bamberg:					
Retail trade.....	79	3,433	72	204	153
Selected service trades.....	18	155	16	33	29
Remainder of county:					
Retail trade.....	123	4,270	103	192	159
Selected service trades.....	32	188	33	39	34

1/ See General Description on this page for changes from the 1939 Census of Business in the coverage of Service Trades.

2/ Includes employees paid for less than the full workweek.

GENERAL DESCRIPTION OF PRELIMINARY RELEASES FOR THE 1948 CENSUS OF BUSINESS

This series of releases, of which one is planned for each county in the United States, presents preliminary results of the 1948 Census of Business. The information is based on reports submitted by business establishments for that Census. The figures shown are preliminary, and are subject to revision in the final Census publications, but the changes are expected to be relatively minor with respect to coverage. The final Census figures will be issued in a series of Business Census bulletins which will show additional detailed kind-of-business information for all places where there are a sufficient number of establishments.

The 1948 Census of Business was taken under the provision of the Act of June 19, 1948, which provides that the Business Census be taken for 1948 and for each fifth year thereafter. Previous Business Censuses were taken for the years 1929, 1933, 1935, and 1939.

Scope of the Census.—The 1948 Census of Business covered all establishments in the following trades, as defined by the Standard Industrial Classification Manual, May 1949 issue, of the Executive Office of the President: all retail trades; all wholesale trades; all service trades in the following four groups—personal services, business services, automobile repairs and services, and miscellaneous repair services; hotels; tourist courts and camps; and amusements, including motion picture theaters. Some important services not covered are radio broadcasting and television, medical and health, legal, educational, nonprofit, accounting, and domestic services.

This coverage is similar to that of the 1939 Business Census. However, "custom trades" and "services incidental to transportation," which are no longer included in the standard classification of the service trades, are not covered by the 1948 Census. In a number of localities, these exclusions as well as other changes in the standard classification may have

a considerable effect in comparing 1948 with 1939 data, particularly with respect to establishment count.

Establishment definition.—For Census purposes, a business establishment is defined to include only enterprises conducted from a recognizable place of business, provided that the annual sales were in excess of \$5,000 for a wholesale trade establishment and \$500 for establishments in other trades. A detailed analysis of coverage will be provided in future Census of Business publications.

"Number of establishments" is the number of separate business locations, rather than the number of business companies or organizations, since the Census figures represent information reported separately for each business location or establishment. The establishment count reflects the number of places in business at the end of 1948 excluding administrative and executive offices of multiunit organizations, and "chain store" warehouses.

Sales and receipts.—"1948 sales and receipts" represents sales of merchandise and receipts from repairs and other services to customers. The figures reflect deductions for returned goods and allowances, but not for trade-in allowances; they exclude sales and excise taxes collected from customers and paid directly to any taxing agency.

Proprietors.—"Active proprietors..." represents owners and partners of unincorporated businesses who devoted the major portion of their time to the business in November 1948.

Employment.—"Number of paid employees..." represents all employees on the pay roll for the pay period ending nearest November 15, 1948. "Full workweek" employees, whether regular or seasonal, are those who in the November 15 pay period were paid for working at least the number of hours typically worked in a week by employees of the reporting establishment.

1948 CENSUS OF BUSINESS

RETAIL, WHOLESALE, SERVICE TRADES

U. S. DEPARTMENT OF COMMERCE
BUREAU OF THE CENSUS

PRELIMINARY

For Release April 10, 1950

Release Series BC-1P-39-006

BARNWELL COUNTY, S. C.

Retail, wholesale, and service establishments located in Barnwell County, South Carolina, showed a substantial expansion in dollar volume of trade from 1939 to 1948 according to preliminary figures from the 1948 Census of Business released today by the Bureau of the Census, U. S. Department of Commerce.

Retail sales in the county during 1948 aggregated \$5.1 million, an increase of 143 percent over the \$2.1 million in 1939, when the preceding Census of Business was taken. Wholesale sales in the county reached a total of \$1.9 million in 1948 as compared with \$1.7 million in 1939. The service trades included in the Census of Business recorded receipts totaling \$225,000 in 1948 compared with \$109,000 in 1939.

Employment in the county rose over the 9-year period between 1939 and 1948 for the wholesale and service trades. Establishments in these trades reported a combined total of 88 paid employees for the workweek ended nearest November 15, 1948. This compared with a total of 63 employees reported for the week of November 15, 1939. Retail establishments reported 244 paid employees for the November 15, 1948 workweek, a decrease from the 262 paid employees reported for the same week in 1939.

These preliminary figures have been derived from a Census report on Barnwell County, South Carolina. Final figures, superseding the preliminary data for Barnwell County, will be included in a Bulletin for the State of South Carolina to be issued in several months. Similar data will be made available this year in preliminary and final form for each of the counties and States. A single copy of the preliminary release for Barnwell County as well as an order blank for other area releases may be obtained by writing to the Bureau of the Census, Washington 25, D. C.

49350

Table 1.—CENSUS OF BUSINESS PRELIMINARY RESULTS FOR 1948, BY TRADE GROUP

BARNWELL COUNTY, S. C.

Trade group and kind of business	Number of establishments	1948 sales and receipts (Thousand dollars)	Active proprietors of unincorporated businesses Nov. 1948	Paid employees, workweek ended nearest Nov. 15, 1948	
				Total employees ¹	Full workweek employees
RETAIL TRADE, total.....	194	5,126	177	244	181
Food group.....	70	1,315	62	57	36
Eating and drinking places.....	20	139	18	19	12
General merchandise grp, general stores.	25	955	18	47	28
Apparel group.....	Included with "All other retail stores"				
Furniture-home furnishgs-appliance grp.	8	205	6	14	14
Automotive group.....	9	856	10	24	24
Gasoline service stations.....	32	472	29	21	17
Lumber-building-hardware group.....	8	475	10	18	14
Drug and proprietary stores.....	6	195	8	15	11
All other retail stores.....	16	514	16	29	25
WHOLESALE TRADE.....	6	1,866	2	42	x
SELECTED SERVICE TRADES ² / total.....	38	225	35	46	33
Personal services.....	25	138	22	37	25
All other service trades.....	13	87	13	9	8
AMUSEMENTS.....	6	33	3	5	x

x Not available.

¹/ Includes employees paid for less than the full workweek.

²/ See General Description on this page for changes from the 1939 Census of Business in the coverage of Service Trades.

GENERAL DESCRIPTION OF PRELIMINARY RELEASES FOR THE 1948 CENSUS OF BUSINESS

This series of releases, of which one is planned for each county in the United States, presents preliminary results of the 1948 Census of Business. The information is based on reports submitted by business establishments for that Census. The figures shown are preliminary, and are subject to revision in the final Census publications, but the changes are expected to be relatively minor with respect to coverage. The final Census figures will be issued in a series of Business Census bulletins which will show additional detailed kind-of-business information for all places where there are a sufficient number of establishments.

The 1948 Census of Business was taken under the provision of the Act of June 19, 1948, which provides that the Business Censuses be taken for 1948 and for each fifth year thereafter. Previous Business Censuses were taken for the years 1929, 1933, 1935, and 1939.

Scope of the Census.—The 1948 Census of Business covered all establishments in the following trades, as defined by the Standard Industrial Classification Manual, May 1949 issue, of the Executive Office of the President: all retail trades; all wholesale trades; all service trades in the following four groups—personal services, business services, automobile repairs and services, and miscellaneous repair services; hotels; tourist courts and camps; and amusements, including motion picture theaters. Some important services not covered are radio broadcasting and television, medical and health, legal, educational, nonprofit, accounting, and domestic services.

This coverage is similar to that of the 1939 Business Census. However, "custom trades" and "services incidental to transportation," which are no longer included in the standard classification of the service trades, are not covered by the 1948 Censuses. In a number of localities, these exclusions as well as

other changes in the standard classification may have a considerable effect in comparing 1948 with 1939 data, particularly with respect to establishment count.

Establishment definition.—For Census purposes, a business establishment is defined to include only enterprises conducted from a recognizable place of business, provided that the annual sales were in excess of \$5,000 for a wholesale trade establishment and \$500 for establishments in other trades. A detailed analysis of coverage will be provided in future Census of Business publications.

"Number of establishments" is the number of separate business locations, rather than the number of business companies or organizations, since the Census figures represent information reported separately for each business location or establishment. The establishment count reflects the number of places in business at the end of 1948 excluding administrative and executive offices of multiunit organizations, and "chain store" warehouses.

Sales and receipts.—"1948 sales and receipts" represents sales of merchandise and receipts from repairs and other services to customers. The figures reflect deductions for returned goods and allowances, but not for trade-in allowances; they exclude sales and excise taxes collected from customers and paid directly to any taxing agency.

Proprietors.—"Active proprietors..." represents owners and partners of unincorporated businesses who devoted the major portion of their time to the business in November 1948.

Employment.—"Number of paid employees..." represents all employees on the pay roll for the pay period ending nearest November 15, 1948. "Full workweek" employees, whether regular or seasonal, are those who in the November 15 pay period were paid for working at least the number of hours typically worked in a week by employees of the reporting establishment.

1948 CENSUS OF BUSINESS

U. S. DEPARTMENT OF COMMERCE
BUREAU OF THE CENSUS

RETAIL, WHOLESALE, SERVICE TRADES

PRELIMINARY

For Release April 3, 1950

Release Series BC-1P-39-007

BEAUFORT COUNTY, S. C.

Retail and service establishments located in Beaufort County, South Carolina, showed a substantial expansion in dollar volume of trade from 1939 to 1948 according to preliminary figures from the 1948 Census of Business released today by the Bureau of the Census, U. S. Department of Commerce.

Retail sales in the county during 1948 aggregated \$9.7 million, an increase of 288 percent over the \$2.5 million in 1939, when the preceding Census of Business was taken. The service trades included in the Census of Business recorded receipts totaling \$266,000 in 1948 compared with \$63,000 in 1939.

Employment in the county also rose over the 9-year period between 1939 and 1948 for the above trades. Establishments in these trades reported a combined total of 542 paid employees for the workweek ended nearest November 15, 1948. This compared with a total of 298 employees reported for the week of November 15, 1939.

These preliminary figures have been derived from a Census report on Beaufort County, South Carolina, which also includes data for the city of Beaufort. Final figures, superseding the preliminary data for Beaufort County, will be included in a Bulletin for the State of South Carolina to be issued in several months. Similar data will be made available this year in preliminary and final form for each of the counties and States. A single copy of the preliminary release for Beaufort County as well as an order blank for other area releases may be obtained by writing to the Bureau of the Census, Washington 25, D. C.

Table 1.—CENSUS OF BUSINESS PRELIMINARY RESULTS FOR 1948, BY TRADE GROUP

BEAUFORT COUNTY, S. C.

Trade group and kind of business	Number of establishments	1948 sales and receipts (Thousand dollars)	Active proprietors of unincorporated businesses Nov. 1948	Paid employees, workweek ended nearest Nov. 15, 1948	
				Total employees ¹	Full workweek employees
RETAIL TRADE, total.....	192	9,727	195	482	410
Food group.....	71	2,655	72	70	58
Eating and drinking places.....	28	548	25	85	69
General merchandise grp, general stores.	29	1,570	32	113	80
Furniture-home furnishgs-appliance grp.	9	499	13	23	22
Automotive group.....	8	2,200	6	84	84
Gasoline service stations.....	13	468	13	29	26
Lumber-building-hardware group.....	7	647	7	36	35
All other retail stores.....	27	1,140	27	42	36
SELECTED SERVICE TRADES, ^{2/} total.....	35	266	30	60	58
Personal service.....	21	165	18	44	43
All other service trades.....	14	101	12	16	15

x Not available.

1/ Includes employees paid for less than the full workweek.

2/ See General Description on last page for changes from the 1939 Census of Business in the coverage of Service Trades.

Table 2.—CENSUS OF BUSINESS PRELIMINARY RESULTS FOR 1948 FOR CITIES OF 2,500 INHABITANTS OR MORE

BEAUFORT COUNTY, S. C.

(Data omitted for trade groups where necessary to avoid disclosure)

City and trade group ¹	Number of establishments	1948 sales and receipts (Thousand dollars)	Active proprietors of unincorporated businesses Nov. 1948	Paid employees, workweek ended nearest Nov. 15, 1948	
				Total employees ²	Full workweek employees
Beaufort:					
Retail trade.....	83	6,947	89	379	324
Selected service trades....	27	207	22	50	48
Remainder of county:					
Retail trade.....	109	2,780	106	103	86
Selected service trades....	8	59	8	10	10

1/ See General Description on this page for changes from the 1939 Census of Business in the coverage of Service Trades.

2/ Includes employees paid for less than the full workweek.

GENERAL DESCRIPTION OF PRELIMINARY RELEASES FOR THE 1948 CENSUS OF BUSINESS

This series of releases, of which one is planned for each county in the United States, presents preliminary results of the 1948 Census of Business. The information is based on reports submitted by business establishments for that Census. The figures shown are preliminary, and are subject to revision in the final Census publications, but the changes are expected to be relatively minor with respect to coverage. The final Census figures will be issued in a series of Business Census bulletins which will show additional detailed kind-of-business information for all places where there are a sufficient number of establishments.

The 1948 Census of Business was taken under the provision of the Act of June 19, 1948, which provides that the Business Census be taken for 1948 and for each fifth year thereafter. Previous Business Censuses were taken for the years 1929, 1933, 1935, and 1939.

Scope of the Census.—The 1948 Census of Business covered all establishments in the following trades, as defined by the Standard Industrial Classification Manual, May 1949 issue, of the Executive Office of the President: all retail trades; all wholesale trades; all service trades in the following four groups—personal services, business services, automobile repairs and services, and miscellaneous repair services; hotels; tourist courts and camps; and amusements, including motion picture theaters. Some important services not covered are radio broadcasting and television, medical and health, legal, educational, nonprofit, accounting, and domestic services.

This coverage is similar to that of the 1939 Business Census. However, "custom trades" and "services incidental to transportation," which are no longer included in the standard classification of the service trades, are not covered by the 1948 Census. In a number of localities, these exclusions as well as

other changes in the standard classification may have a considerable effect in comparing 1948 with 1939 data, particularly with respect to establishment count.

Establishment definition.—For Census purposes, a business establishment is defined to include only enterprises conducted from a recognizable place of business, provided that the annual sales were in excess of \$5,000 for a wholesale trade establishment and \$500 for establishments in other trades. A detailed analysis of coverage will be provided in future Census of Business publications.

"Number of establishments" is the number of separate business locations, rather than the number of business companies or organizations, since the Census figures represent information reported separately for each business location or establishment. The establishment count reflects the number of places in business at the end of 1948 excluding administrative and executive offices of multiunit organizations, and "chain store" warehouses.

Sales and receipts.—"1948 sales and receipts" represents sales of merchandise and receipts from repairs and other services to customers. The figures reflect deductions for returned goods and allowances, but not for trade-in allowances; they exclude sales and excise taxes collected from customers and paid directly to any taxing agency.

Proprietors.—"Active proprietors..." represents owners and partners of unincorporated businesses who devoted the major portion of their time to the business in November 1948.

Employment.—"Number of paid employees..." represents all employees on the pay roll for the pay period ending nearest November 15, 1948. "Full workweek" employees, whether regular or seasonal, are those who in the November 15 pay period were paid for working at least the number of hours typically worked in a week by employees of the reporting establishment.

1948 CENSUS OF BUSINESS

RETAIL, WHOLESALE, SERVICE TRADES

U. S. DEPARTMENT OF COMMERCE
BUREAU OF THE CENSUS

PRELIMINARY

For Release April 19, 1950

Release Series BC-1P-39-008

BERKELEY COUNTY, S. C.

Retail and service establishments located in Berkeley County, South Carolina, showed a substantial expansion in dollar volume of trade from 1939 to 1948 according to preliminary figures from the 1948 Census of Business released today by the Bureau of the Census, U. S. Department of Commerce.

Retail sales in the county during 1948 aggregated \$6.9 million, an increase of 263 percent over the \$1.9 million in 1939, when the preceding Census of Business was taken. The service trades included in the Census of Business recorded receipts totaling \$296,000 in 1948 compared with \$50,000 in 1939. Wholesale sales in the county reached a total of \$0.9 million in 1948 as compared with \$1.1 million in 1939.

Employment in the county rose over the 9-year period between 1939 and 1948 for the above trades. Establishments in these trades reported a combined total of 346 paid employees for the workweek ended nearest November 15, 1948. This compared with a total of 281 employees reported for the week of November 15, 1939.

These preliminary figures have been derived from a Census report on Berkeley County, South Carolina. Final figures, superseding the preliminary data for Berkeley County, will be included in a Bulletin for the State of South Carolina to be issued in several months. Similar data will be made available this year in preliminary and final form for each of the counties and States. A single copy of the preliminary release for Berkeley County as well as an order blank for other area releases may be obtained by writing to the Bureau of the Census, Washington 25, D. C.

Table 1.—CENSUS OF BUSINESS PRELIMINARY RESULTS FOR 1948, BY TRADE GROUP

BERKELEY COUNTY, S. C.

Trade group and kind of business	Number of establishments	1948 sales and receipts (Thousand dollars)	Active proprietors of unincorporated businesses Nov. 1948	Paid employees, workweek ended nearest Nov. 15, 1948	
				Total employees ¹	Full workweek employees
RETAIL TRADE, total.....	226	6,890	211	277	226
Food group.....	123	2,371	118	46	27
Eating and drinking places.....	21	146	20	24	23
General merchandise grp, general stores.	27	1,078	25	42	30
Furniture-home furnishgs-appliance grp.	11	389	7	24	16
Automotive group.....	10	1,389	8	49	49
Gasoline service stations.....	9	191	9	6	2
Lumber-building-hardware group.....	5	522	7	47	46
All other retail stores.....	20	804	17	39	33
WHOLESALE TRADE.....	5	854	4	16	x
SELECTED SERVICE TRADES ^{2/}	33	296	32	53	50

x Not available.

1/ Includes employees paid for less than the full workweek.

2/ See General Description on last page for changes from the 1939 Census of Business in the coverage of Service Trades.

GENERAL DESCRIPTION OF PRELIMINARY RELEASES FOR THE 1948 CENSUS OF BUSINESS

This series of releases, of which one is planned for each county in the United States, presents preliminary results of the 1948 Census of Business. The information is based on reports submitted by business establishments for that Census. The figures shown are preliminary, and are subject to revision in the final Census publications, but the changes are expected to be relatively minor with respect to coverage. The final Census figures will be issued in a series of Business Census bulletins which will show additional detailed kind-of-business information for all places where there are a sufficient number of establishments.

The 1948 Census of Business was taken under the provision of the Act of June 19, 1948, which provides that the Business Census be taken for 1948 and for each fifth year thereafter. Previous Business Censuses were taken for the years 1929, 1933, 1935, and 1939.

Scope of the Census.—The 1948 Census of Business covered all establishments in the following trades, as defined by the Standard Industrial Classification Manual, May 1949 issue, of the Executive Office of the President: all retail trades; all wholesale trades; all service trades in the following four groups—personal services, business services, automobile repairs and services, and miscellaneous repair services; hotels; tourist courts and camps; and amusements, including motion picture theaters. Some important services not covered are radio broadcasting and television, medical and health, legal, educational, nonprofit, accounting, and domestic services.

This coverage is similar to that of the 1939 Business Census. However, "custom trades" and "services incidental to transportation," which are no longer included in the standard classification of the service trades, are not covered by the 1948 Census. In a number of localities, these exclusions as well as other changes in the standard classification may have a considerable effect in comparing

1948 with 1939 data, particularly with respect to establishment count.

Establishment definition.—For Census purposes, a business establishment is defined to include only enterprises conducted from a recognizable place of business, provided that the annual sales were in excess of \$5,000 for a wholesale trade establishment and \$500 for establishments in other trades. A detailed analysis of coverage will be provided in future Census of Business publications.

"Number of establishments" is the number of separate business locations, rather than the number of business companies or organizations, since the Census figures represent information reported separately for each business location or establishment. The establishment count reflects the number of places in business at the end of 1948 excluding administrative and executive offices of multiunit organizations, and "chain store" warehouses.

Sales and receipts.—"1948 sales and receipts" represents sales of merchandise and receipts from repairs and other services to customers. The figures reflect deductions for returned goods and allowances, but not for trade-in allowances; they exclude sales and excise taxes collected from customers and paid directly to any taxing agency.

Proprietors.—"Active proprietors..." represents owners and partners of unincorporated businesses who devoted the major portion of their time to the business in November 1948.

Employment.—"Number of paid employees..." represents all employees on the pay roll for the pay period ending nearest November 15, 1948. "Full workweek" employees, whether regular or seasonal, are those who in the November 15 pay period were paid for working at least the number of hours typically worked in a week by employees of the reporting establishment.

1948 CENSUS OF BUSINESS

U. S. DEPARTMENT OF COMMERCE
BUREAU OF THE CENSUS

RETAIL, WHOLESALE, SERVICE TRADES

PRELIMINARY

For Release April 5, 1950

Release Series BC-1139-009

CALHOUN COUNTY, S. C.

Retail, wholesale, and service establishments located in Calhoun County, South Carolina, showed a substantial expansion in dollar volume of trade from 1939 to 1948 according to preliminary figures from the 1948 Census of Business released today by the Bureau of the Census, U. S. Department of Commerce.

Retail sales in the county during 1948 aggregated \$4.2 million, an increase of 133 percent over the \$1.8 million in 1939, when the preceding Census of Business was taken. Wholesale sales in the county reached a total of \$4.1 million in 1948 as compared with \$1.8 million in 1939. The service trades included in the Census of Business recorded receipts totaling \$82,000 in 1948 compared with \$69,000 in 1939.

Employment in the county also rose over the 9-year period between 1939 and 1948 for the above trades. Establishments in these trades reported a combined total of 316 paid employees for the workweek ended nearest November 15, 1948. This compared with a total of 265 employees reported for the week of November 15, 1939.

These preliminary figures have been derived from a Census report on Calhoun County, South Carolina. Final figures, superseding the preliminary data for Calhoun County, will be included in a Bulletin for the State of South Carolina to be issued in several months. Similar data will be made available this year in preliminary and final form for each of the counties and States. A single copy of the preliminary release for Calhoun County as well as an order blank for other area releases may be obtained by writing to the Bureau of the Census, Washington 25, D. C.

Table 1.—CENSUS OF BUSINESS PRELIMINARY RESULTS FOR 1948, BY TRADE GROUP

CALHOUN COUNTY, S. C.

Trade group and kind of business	Number of establishments	1948 sales and receipts (Thousand dollars)	Active proprietors of unincorporated businesses Nov. 1948	Paid employees, workweek ended nearest Nov. 15, 1948	
				Total employees ¹	Full workweek employees
RETAIL TRADE, total.....	121	4,155	120	221	141
Food group.....	69	1,223	64	42	26
Eating and drinking places....	5	50	5	11	8
Gasoline service stations.....	11	239	13	8	6
All other retail stores.....	36	2,643	38	160	101
WHOLESALE TRADE.....	10	4,074	9	80	x
SELECTED SERVICE TRADES ² /.....	18	82	20	15	12

x Not available.

¹/ Includes employees paid for less than the full workweek.

²/ See General Description on last page for changes from the 1939 Census of Business in the coverage of Service Trades.

GENERAL DESCRIPTION OF PRELIMINARY RELEASES FOR THE 1948 CENSUS OF BUSINESS

This series of releases, of which one is planned for each county in the United States, presents preliminary results of the 1948 Census of Business. The information is based on reports submitted by business establishments for that Census. The figures shown are preliminary, and are subject to revision in the final Census publications, but the changes are expected to be relatively minor with respect to coverage. The final Census figures will be issued in a series of Business Census bulletins which will show additional detailed kind-of-business information for all places where there are a sufficient number of establishments.

The 1948 Census of Business was taken under the provision of the Act of June 19, 1948, which provides that the Business Census be taken for 1948 and for each fifth year thereafter. Previous Business Censuses were taken for the years 1929, 1933, 1935, and 1939.

Scope of the Census.—The 1948 Census of Business covered all establishments in the following trades, as defined by the Standard Industrial Classification Manual, May 1949 issue, of the Executive Office of the President: all retail trades; all wholesale trades; all service trades in the following four groups—personal services, business services, automobile repairs and services, and miscellaneous repair services; hotels; tourist courts and camps; and amusements, including motion picture theaters. Some important services not covered are radio broadcasting and television, medical and health, legal, educational, nonprofit, accounting, and domestic services.

This coverage is similar to that of the 1939 Business Census. However, "custom trades" and "services incidental to transportation," which are no longer included in the standard classification of the service trades, are not covered by the 1948 Census. In a number of localities, these exclusions as well as other changes in the standard classification may have a considerable effect in comparing

1948 with 1939 data, particularly with respect to establishment count.

Establishment definition.—For Census purposes, a business establishment is defined to include only enterprises conducted from a recognizable place of business, provided that the annual sales were in excess of \$5,000 for a wholesale trade establishment and \$500 for establishments in other trades. A detailed analysis of coverage will be provided in future Census of Business publications.

"Number of establishments" is the number of separate business locations, rather than the number of business companies or organizations, since the Census figures represent information reported separately for each business location or establishment. The establishment count reflects the number of places in business at the end of 1948 excluding administrative and executive offices of multiunit organizations, and "chain store" warehouses.

Sales and receipts.—"1948 sales and receipts" represents sales of merchandise and receipts from repairs and other services to customers. The figures reflect deductions for returned goods and allowances, but not for trade-in allowances; they exclude sales and excise taxes collected from customers and paid directly to any taxing agency.

Proprietors.—"Active proprietors..." represents owners and partners of unincorporated businesses who devoted the major portion of their time to the business in November 1948.

Employment.—"Number of paid employees..." represents all employees on the pay roll for the pay period ending nearest November 15, 1948. "Full workweek" employees, whether regular or seasonal, are those who in the November 15 pay period were paid for working at least the number of hours typically worked in a week by employees of the reporting establishment.

1948 CENSUS OF BUSINESS

RETAIL, WHOLESALE, SERVICE TRADES

U. S. DEPARTMENT OF COMMERCE
BUREAU OF THE CENSUS

PRELIMINARY

For Release April 12, 1950

Release Series BC-1P-39-010

CHARLESTON COUNTY, S. C.

Retail, wholesale, and service establishments located in Charleston County, South Carolina, showed a substantial expansion in dollar volume of trade from 1939 to 1948 according to preliminary figures from the 1948 Census of Business released today by the Bureau of the Census, U. S. Department of Commerce.

Retail sales in the county during 1948 aggregated \$112.8 million, an increase of 244 percent over the \$32.8 million in 1939, when the preceding Census of Business was taken. Wholesale sales in the county reached a total of \$103.3 million in 1948 as compared with \$36.2 million in 1939. The service trades included in the Census of Business recorded receipts totaling \$6.3 million in 1948 compared with \$1.9 million in 1939.

Employment in the county also rose over the 9-year period between 1939 and 1948 for the above trades. Establishments in these trades reported a combined total of 10,790 paid employees for the workweek ended nearest November 15, 1948. This compared with a total of 7,030 employees reported for the week of November 15, 1939.

These preliminary figures have been derived from a Census report on Charleston County, South Carolina, which also includes data for the city of Charleston. Final figures, superseding the preliminary data for Charleston County, will be included in a Bulletin for the State of South Carolina to be issued in several months. Similar data will be made available this year in preliminary and final form for each of the counties and States. A single copy of the preliminary release for Charleston County as well as an order blank for other area releases may be obtained by writing to the Bureau of the Census, Washington 25, D. C.

49571

Table 1.—CENSUS OF BUSINESS PRELIMINARY RESULTS FOR 1948, BY TRADE GROUP

CHARLESTON COUNTY, S. C.

Trade group and kind of business	Number of establishments	1948 sales and receipts (Thousand dollars)	Active proprietors of unincorporated businesses Nov. 1948	Paid employees, workweek ended nearest Nov. 15, 1948	
				Total employees ¹	Full workweek employees
RETAIL TRADE, total.....	1,825	112,776	1,698	6,910	5,692
Food group.....	648	29,518	626	1,204	898
Eating and drinking places.....	314	5,581	319	987	808
General merchandise grp., general stores.....	62	11,209	41	1,095	797
Apparel group.....	124	10,120	111	613	481
Furniture-home furnishings-appliance grp.....	78	7,305	79	476	464
Automotive group.....	52	20,771	32	686	673
Gasoline service stations.....	169	5,433	168	347	297
Lumber-building-hardware group.....	58	8,364	45	591	512
Drug and proprietary stores.....	57	3,870	43	399	314
All other retail stores.....	263	10,605	234	512	448
WHOLESALE TRADE, total.....	182	103,259	122	2,324	x
Merchant wholesalers, total.....	135	64,452	95	1,880	x
Groceries, foods.....	35	24,706	29	696	x
Dry goods, apparel.....	9	2,282	16	45	x
Hardware, elec'l, plum'g and heat'g.....	14	8,210	6	192	x
Mach'y, equip't, industrial supplies.....	24	6,381	9	267	x
Automotive parts, accessories.....	9	1,441	6	86	x
All other merchant wholesalers.....	44	21,432	29	594	x
Agents, brokers (merchandise).....	17	6,750	17	61	x
Other types of wholesalers.....	30	32,057	10	383	x
SELECTED SERVICE TRADES, ² /total.....	454	6,275	418	1,556	1,432
Personal services.....	283	4,125	263	1,189	1,117
Business services.....	17	347	12	65	59
Automotive repairs and services.....	84	992	74	179	167
Other repair services.....	70	811	69	123	89
TOURIST COURTS AND CAMPS.....	21	201	16	26	25
AMUSEMENTS.....	33	1,433	25	216	x

x Not available.

¹/ Includes employees paid for less than the full workweek.²/ See General Description on last page for changes from the 1939 Census of Business in the coverage of Service Trades.

Table 2.—CENSUS OF BUSINESS PRELIMINARY RESULTS FOR 1948 FOR CITIES OF 2,500 INHABITANTS OR MORE

CHARLESTON COUNTY, S. C.

(Data omitted for trade groups where necessary to avoid disclosure)

City and trade group ¹	Number of establishments	1948 sales and receipts (Thousand dollars)	Active proprietors of unincorporated businesses Nov. 1948	Paid employees, workweek ended nearest Nov. 15, 1948	
				Total employees ²	Full workweek employees
Charleston:					
Retail trade.....	1,098	87,721	995	5,595	4,620
Wholesale trade.....	155	79,277	110	1,983	x
Selected service trades..	320	5,004	292	1,236	1,141
Remainder of county:					
Retail trade.....	727	25,055	703	1,315	1,072
Wholesale trade.....	27	23,982	12	341	x
Selected service trades..	134	1,271	126	320	291
Tourist courts and camps..	21	201	16	26	25

x Not available.

1/ See General Description on this page for changes from the 1939 Census of Business in the coverage of Service Trades.

2/ Includes employees paid for less than the full workweek.

GENERAL DESCRIPTION OF PRELIMINARY RELEASES FOR THE 1948 CENSUS OF BUSINESS

This series of releases, of which one is planned for each county in the United States, presents preliminary results of the 1948 Census of Business. The information is based on reports submitted by business establishments for that Census. The figures shown are preliminary, and are subject to revision in the final Census publications, but the changes are expected to be relatively minor with respect to coverage. The final Census figures will be issued in a series of Business Census bulletins which will show additional detailed kind-of-business information for all places where there are a sufficient number of establishments.

The 1948 Census of Business was taken under the provision of the Act of June 19, 1948, which provides that the Business Census be taken for 1948 and for each fifth year thereafter. Previous Business Censuses were taken for the years 1929, 1933, 1935, and 1939.

Scope of the Census.—The 1948 Census of Business covered all establishments in the following trades, as defined by the Standard Industrial Classification Manual, May 1949 issue, of the Executive Office of the President: all retail trades; all wholesale trades; all service trades in the following four groups—personal services, business services, automobile repairs and services, and miscellaneous repair services; hotels; tourist courts and camps; and amusements, including motion picture theaters. Some important services not covered are radio broadcasting and television, medical and health, legal, educational, nonprofit, accounting, and domestic services.

This coverage is similar to that of the 1939 Business Census. However, "custom trades" and "services incidental to transportation," which are no longer included in the standard classification of the service trades, are not covered by the 1948 Census. In a number of localities, these exclusions as well as other changes in the standard classification may have

a considerable effect in comparing 1948 with 1939 data, particularly with respect to establishment count.


Establishment definition.—For Census purposes, a business establishment is defined to include only enterprises conducted from a recognizable place of business, provided that the annual sales were in excess of \$5,000 for a wholesale trade establishment and \$500 for establishments in other trades. A detailed analysis of coverage will be provided in future Census of Business publications.

"Number of establishments" is the number of separate business locations, rather than the number of business companies or organizations, since the Census figures represent information reported separately for each business location or establishment. The establishment count reflects the number of places in business at the end of 1948 excluding administrative and executive offices of multiunit organizations, and "chain store" warehouses.

Sales and receipts.—"1948 sales and receipts" represents sales of merchandise and receipts from repairs and other services to customers. The figures reflect deductions for returned goods and allowances, but not for trade-in allowances; they exclude sales and excise taxes collected from customers and paid directly to any taxing agency.

Proprietors.—"Active proprietors..." represents owners and partners of unincorporated businesses who devoted the major portion of their time to the business in November 1948.

Employment.—"Number of paid employees..." represents all employees on the pay roll for the pay period ending nearest November 15, 1948. "Full workweek" employees, whether regular or seasonal, are those who in the November 15 pay period were paid for working at least the number of hours typically worked in a week by employees of the reporting establishment.



1948 CENSUS OF BUSINESS

RETAIL, WHOLESALE, SERVICE TRADES

U. S. DEPARTMENT OF COMMERCE
BUREAU OF THE CENSUS

PRELIMINARY

For Release March 30, 1950

Release Series BC-1P- 39-011

CHEROKEE COUNTY, S. C.

Retail, wholesale, and service establishments located in Cherokee County, South Carolina, showed a substantial expansion in dollar volume of trade from 1939 to 1948 according to preliminary figures from the 1948 Census of Business released today by the Bureau of the Census, U. S. Department of Commerce.

Retail sales in the county during 1948 aggregated \$14.6 million, an increase of 232 percent over the \$4.4 million in 1939, when the preceding Census of Business was taken. Wholesale sales in the county reached a total of \$4.5 million in 1948 as compared with \$1.2 million in 1939. The service trades included in the Census of Business recorded receipts totaling \$833,000 in 1948 compared with \$202,000 in 1939.

Employment in the county also rose over the 9-year period between 1939 and 1948 for the above trades. Establishments in these trades reported a combined total of 1,202 paid employees for the workweek ended nearest November 15, 1948. This compared with a total of 831 employees reported for the week of November 15, 1939.

These preliminary figures have been derived from a Census report on Cherokee County, South Carolina, which also includes data for the city of Gaffney. Final figures, superseding the preliminary data for Cherokee County, will be included in a Bulletin for the State of South Carolina to be issued in several months. Similar data will be made available this year in preliminary and final form for each of the counties and States. A single copy of the preliminary release for Cherokee County as well as an order blank for other area releases may be obtained by writing to the Bureau of the Census, Washington 25, D. C.

Table 1.—CENSUS OF BUSINESS PRELIMINARY RESULTS FOR 1948, BY TRADE GROUP

CHEROKEE COUNTY, S. C.

Trade group and kind of business	Number of establishments	1948 sales and receipts (Thousand dollars)	Active proprietors of unincorporated businesses Nov. 1948	Paid employees, workweek ended nearest Nov. 15, 1948	
				Total employees ¹	Full workweek employees
RETAIL TRADE, total.....	304	14,639	272	795	562
Food group.....	111	4,053	108	131	80
Eating and drinking places.....	43	646	45	45	33
General merchandise group, general stores.....	14	1,793	6	211	121
Apparel group.....	15	893	13	51	36
Furniture-home furnishings- appliance group.....	18	1,132	17	59	50
Automotive group.....	16	1,943	11	71	66
Gasoline service stations.....	39	1,026	32	60	49
Lumber-building-hardware group.	8	1,170	4	61	48
Drug and proprietary stores.....	5	385	4	37	26
All other retail stores.....	35	1,598	32	69	53
WHOLESALE TRADE.....	16	4,463	17	111	x
SELECTED SERVICE TRADES, ² /total..	69	833	77	296	281
Personal services.....	45	673	48	181	168
All other service trades.....	24	160	29	115	113
AMUSEMENTS.....	9	268	6	46	x

x Not available.

¹/ Includes employees paid for less than the full workweek.

²/ See General Description on last page for changes from the 1939 Census of Business in the coverage of Service Trades.

Table 2.—CENSUS OF BUSINESS PRELIMINARY RESULTS FOR 1948 FOR CITIES OF 2,500 INHABITANTS OR MORE
CHEROKEE COUNTY, S. C.

(Data omitted for trade groups where necessary to avoid disclosure)

City and trade group ¹	Number of establishments	1948 sales and receipts (Thousand dollars)	Active proprietors of unincorporated businesses Nov. 1948	Paid employees, workweek ended nearest Nov. 15, 1948	
				Total employees ²	Full workweek employees
Gaffney:					
Retail trade.....	173	11,896	153	678	472
Wholesale trade.....	11	3,936	12	101	x
Selected service trades....	48	702	53	176	164
Remainder of county:					
Retail trade.....	131	2,743	119	117	90
Wholesale trade ³	5	527	5	10	x
Selected service trades....	21	131	24	120	117

x Not available.

¹/ See General Description on this page for changes from the 1939 Census of Business in the coverage of Service Trades.

²/ Includes employees paid for less than the full workweek.

³/ Includes figures for establishments not located in cities of 5,000 inhabitants or more.

GENERAL DESCRIPTION OF PRELIMINARY RELEASES FOR THE 1948 CENSUS OF BUSINESS

This series of releases, of which one is planned for each county in the United States, presents preliminary results of the 1948 Census of Business. The information is based on reports submitted by business establishments for that Census. The figures shown are preliminary, and are subject to revision in the final Census publications, but the changes are expected to be relatively minor with respect to coverage. The final Census figures will be issued in a series of Business Census bulletins which will show additional detailed kind-of-business information for all places where there are a sufficient number of establishments.

The 1948 Census of Business was taken under the provision of the Act of June 19, 1948, which provides that the Business Census be taken for 1948 and for each fifth year thereafter. Previous Business Censuses were taken for the years 1929, 1933, 1935, and 1939.

Scope of the Census.—The 1948 Census of Business covered all establishments in the following trades, as defined by the Standard Industrial Classification Manual, May 1949 issue, of the Executive Office of the President: all retail trades; all wholesale trades; all service trades in the following four groups—personal services, business services, automobile repairs and services, and miscellaneous repair services; hotels; tourist courts and camps; and amusements, including motion picture theaters. Some important services not covered are radio broadcasting and television, medical and health, legal, educational, nonprofit, accounting, and domestic services.

This coverage is similar to that of the 1939 Business Census. However, "custom trades" and "services incidental to transportation," which are no longer included in the standard classification of the service trades, are not covered by the 1948 Census. In a number of localities, these exclusions as well as

other changes in the standard classification may have a considerable effect in comparing 1948 with 1939 data, particularly with respect to establishment count.

Establishment definition.—For Census purposes, a business establishment is defined to include only enterprises conducted from a recognizable place of business, provided that the annual sales were in excess of \$5,000 for a wholesale trade establishment and \$500 for establishments in other trades. A detailed analysis of coverage will be provided in future Census of Business publications.

"Number of establishments" is the number of separate business locations, rather than the number of business companies or organizations, since the Census figures represent information reported separately for each business location or establishment. The establishment count reflects the number of places in business at the end of 1948 excluding administrative and executive offices of multiunit organizations, and "chain store" warehouses.

Sales and receipts.—"1948 sales and receipts" represents sales of merchandise and receipts from repairs and other services to customers. The figures reflect deductions for returned goods and allowances, but not for trade-in allowances; they exclude sales and excise taxes collected from customers and paid directly to any taxing agency.

Proprietors.—"Active proprietors..." represents owners and partners of unincorporated businesses who devoted the major portion of their time to the business in November 1948.

Employment.—"Number of paid employees..." represents all employees on the pay roll for the pay period ending nearest November 15, 1948. "Full workweek" employees, whether regular or seasonal, are those who in the November 15 pay period were paid for working at least the number of hours typically worked in a week by employees of the reporting establishment.

1948 CENSUS OF BUSINESS

RETAIL, WHOLESALE, SERVICE TRADES

U. S. DEPARTMENT OF COMMERCE
BUREAU OF THE CENSUS

PRELIMINARY

For Release April 13, 1950

Release Series BC-1P-39-012

CHESTER COUNTY, S. C.

Retail, wholesale, and service establishments located in Chester County, South Carolina, showed a substantial expansion in dollar volume of trade from 1939 to 1948 according to preliminary figures from the 1948 Census of Business released today by the Bureau of the Census, U. S. Department of Commerce.

Retail sales in the county during 1948 aggregated \$16.6 million, an increase of 225 percent over the \$5.1 million in 1939, when the preceding Census of Business was taken. Wholesale sales in the county reached a total of \$9.3 million in 1948 as compared with \$3.8 million in 1939. The service trades included in the Census of Business recorded receipts totaling \$671,000 in 1948 compared with \$202,000 in 1939.

Employment in the county also rose over the 9-year period between 1939 and 1948 for the above trades. Establishments in these trades reported a combined total of 1,108 paid employees for the workweek ended nearest November 15, 1948. This compared with a total of 902 employees reported for the week of November 15, 1939.

These preliminary figures have been derived from a Census report on Chester County, South Carolina, which also includes data for the city of Chester. Final figures, superseding the preliminary data for Chester County, will be included in a Bulletin for the State of South Carolina to be issued in several months. Similar data will be made available this year in preliminary and final form for each of the counties and States. A single copy of the preliminary release for Chester County as well as an order blank for other area releases may be obtained by writing to the Bureau of the Census, Washington 25, D. C.

Table 1.—CENSUS OF BUSINESS PRELIMINARY RESULTS FOR 1948, BY TRADE GROUP
CHESTER COUNTY, S. C.

Trade group and kind of business	Number of establishments	1948 sales and receipts (Thousand dollars)	Active proprietors of unincorporated businesses Nov. 1948	Paid employees, workweek ended nearest Nov. 15, 1948	
				Total employees ¹	Full workweek employees
RETAIL TRADE, total.....	279	16,562	259	777	574
Food group.....	111	5,217	100	157	111
Eating and drinking places.....	29	514	31	56	36
General merchandise grp, general stores.....	15	1,842	10	200	111
Apparel group.....	13	999	10	56	43
Furniture-home furnishgs-appliance grp.....	10	939	3	44	42
Automotive group.....	17	2,483	19	79	70
Gasoline service stations.....	37	1,299	37	58	46
Lumber-building-hardware group.....	13	1,418	16	47	46
Drug and proprietary stores.....	6	452	6	31	26
All other retail stores.....	28	1,399	27	49	43
WHOLESALE TRADE.....	18	9,312	14	173	x
SELECTED SERVICE TRADES, ^{2/} total.....	59	671	60	158	153
Personal services.....	39	469	39	132	127
All other service trades.....	20	202	21	26	26
AMUSEMENTS.....	7	128	6	13	x

x Not available.

^{1/} Includes employees paid for less than the full workweek.

^{2/} See General Description on last page for changes from the 1939 Census of Business in the coverage of Service Trades.

Table 2.—CENSUS OF BUSINESS PRELIMINARY RESULTS FOR 1948 FOR CITIES OF 2,500 INHABITANTS OR MORE

CHESTER COUNTY, S. C.

(Data omitted for trade groups where necessary to avoid disclosure)

City and trade group ^{1/}	Number of establishments	1948 sales and receipts (Thousand dollars)	Active proprietors of unincorporated businesses Nov. 1948	Paid employees, workweek ended nearest Nov. 15, 1948	
				Total employees ^{2/}	Full workweek employees
Chester:					
Retail trade.....	134	10,911	122	597	439
Selected service trades.....	38	545	39	126	122
Remainder of county:					
Retail trade.....	145	5,651	137	180	135
Selected service trades.....	21	126	21	32	31

^{1/} See General Description on this page for changes from the 1939 Census of Business in the coverage of Service Trades.

^{2/} Includes employees paid for less than the full workweek.

GENERAL DESCRIPTION OF PRELIMINARY RELEASES FOR THE 1948 CENSUS OF BUSINESS

This series of releases, of which one is planned for each county in the United States, presents preliminary results of the 1948 Census of Business. The information is based on reports submitted by business establishments for that Census. The figures shown are preliminary, and are subject to revision in the final Census publications, but the changes are expected to be relatively minor with respect to coverage. The final Census figures will be issued in a series of Business Census bulletins which will show additional detailed kind-of-business information for all places where there are a sufficient number of establishments.

The 1948 Census of Business was taken under the provision of the Act of June 19, 1948, which provides that the Business Census be taken for 1948 and for each fifth year thereafter. Previous Business Censuses were taken for the years 1929, 1933, 1935, and 1939.

Scope of the Census.—The 1948 Census of Business covered all establishments in the following trades, as defined by the Standard Industrial Classification Manual, May 1949 issue, of the Executive Office of the President: all retail trades; all wholesale trades; all service trades in the following four groups—personal services, business services, automobile repairs and services, and miscellaneous repair services; hotels; tourist courts and camps; and amusements, including motion picture theaters. Some important services not covered are radio broadcasting and television, medical and health, legal, educational, nonprofit, accounting, and domestic services.

This coverage is similar to that of the 1939 Business Census. However, "custom trades" and "services incidental to transportation," which are no longer included in the standard classification of the service trades, are not covered by the 1948 Census. In a number of localities, these exclusions as well as other changes in the standard classification may have

a considerable effect in comparing 1948 with 1939 data, particularly with respect to establishment count.

Establishment definition.—For Census purposes, a business establishment is defined to include only enterprises conducted from a recognizable place of business, provided that the annual sales were in excess of \$5,000 for a wholesale trade establishment and \$500 for establishments in other trades. A detailed analysis of coverage will be provided in future Census of Business publications.

"Number of establishments" is the number of separate business locations, rather than the number of business companies or organizations, since the Census figures represent information reported separately for each business location or establishment. The establishment count reflects the number of places in business at the end of 1948 excluding administrative and executive offices of multiunit organizations, and "chain store" warehouses.

Sales and receipts.—"1948 sales and receipts" represents sales of merchandise and receipts from repairs and other services to customers. The figures reflect deductions for returned goods and allowances, but not for trade-in allowances; they exclude sales and excise taxes collected from customers and paid directly to any taxing agency.

Proprietors.—"Active proprietors..." represents owners and partners of unincorporated businesses who devoted the major portion of their time to the business in November 1948.

Employment.—"Number of paid employees..." represents all employees on the pay roll for the pay period ending nearest November 15, 1948. "Full workweek" employees, whether regular or seasonal, are those who in the November 15 pay period were paid for working at least the number of hours typically worked in a week by employees of the reporting establishment.

1948 CENSUS OF BUSINESS

RETAIL, WHOLESALE, SERVICE TRADES

U. S. DEPARTMENT OF COMMERCE
BUREAU OF THE CENSUS

PRELIMINARY

For Release April 3, 1950

Release Series BC-1P-39-013

CHESTERFIELD COUNTY, S. C.

Retail, wholesale, and service establishments located in Chesterfield County, South Carolina, showed a substantial expansion in dollar volume of trade from 1939 to 1948 according to preliminary figures from the 1948 Census of Business released today by the Bureau of the Census, U. S. Department of Commerce.

Retail sales in the county during 1948 aggregated \$15.4 million, an increase of 267 percent over the \$4.2 million in 1939, when the preceding Census of Business was taken. Wholesale sales in the county reached a total of \$7.4 million in 1948 as compared with \$2.3 million in 1939. The service trades included in the Census of Business recorded receipts totaling \$437,000 in 1948 compared with \$132,000 in 1939.

Employment in the county also rose over the 9-year period between 1939 and 1948 for the above trades. Establishments in these trades reported a combined total of 993 paid employees for the workweek ended nearest November 15, 1948. This compared with a total of 607 employees reported for the week of November 15, 1939.

These preliminary figures have been derived from a Census report on Chesterfield County, South Carolina, which also includes data for the city of Cheraw. Final figures, superseding the preliminary data for Chesterfield County, will be included in a Bulletin for the State of South Carolina to be issued in several months. Similar data will be made available this year in preliminary and final form for each of the counties and States. A single copy of the preliminary release for Chesterfield County as well as an order blank for other area releases may be obtained by writing to the Bureau of the Census, Washington 25, D. C.

Table 1.—CENSUS OF BUSINESS PRELIMINARY RESULTS FOR 1948, BY TRADE GROUP
CHESTERFIELD COUNTY, S. C.

Trade group and kind of business	Number of establishments	1948 sales and receipts (Thousand dollars)	Active proprietors of unincorporated businesses Nov. 1948	Paid employees, workweek ended nearest Nov. 15, 1948	
				Total employees ¹	Full workweek employees
RETAIL TRADE, total.....	341	15,424	323	825	580
Food group.....	121	3,276	119	141	92
Eating and drinking places.....	24	426	25	67	46
General merchandise grp, general stores	21	1,791	15	203	90
Apparel group.....	19	707	20	51	31
Furniture-home furnishings-appliance grp	14	755	10	36	34
Automotive group.....	28	3,527	33	137	130
Gasoline service stations.....	48	1,295	38	67	54
Lumber-building-hardware group.....	14	1,214	16	36	33
Drug and proprietary stores.....	14	493	14	34	29
All other retail stores.....	38	1,940	33	53	41
WHOLESALE TRADE.....	17	7,369	11	50	x
SELECTED SERVICE TRADES, ² /total.....	50	437	49	118	106
Personal services.....	37	360	38	114	102
All other service trades.....	13	77	11	4	4

x Not available.

1/ Includes employees paid for less than the full workweek.

2/ See General Description on last page for changes from the 1939 Census of Business in the coverage of Service Trades.

Table 2.—CENSUS OF BUSINESS PRELIMINARY RESULTS FOR 1948 FOR CITIES OF 2,500 INHABITANTS OR MORE

CHESTERFIELD COUNTY, S. C.

(Data omitted for trade groups where necessary to avoid disclosure)

City and trade group ¹	Number of establishments	1948 sales and receipts (Thousand dollars)	Active proprietors of unincorporated businesses Nov. 1948	Paid employees, workweek ended nearest Nov. 15, 1948	
				Total employees ²	Full workweek employees
Cheraw:					
Retail trade.....	94	5,911	89	352	259
Selected service trades....	22	205	20	60	55
Remainder of county:					
Retail trade.....	247	9,513	234	473	321
Selected service trades....	28	232	29	58	51

1/ See General Description on this page for changes from the 1939 Census of Business in the coverage of Service Trades.

2/ Includes employees paid for less than the full workweek.

GENERAL DESCRIPTION OF PRELIMINARY RELEASES FOR THE 1948 CENSUS OF BUSINESS

This series of releases, of which one is planned for each county in the United States, presents preliminary results of the 1948 Census of Business. The information is based on reports submitted by business establishments for that Census. The figures shown are preliminary, and are subject to revision in the final Census publications, but the changes are expected to be relatively minor with respect to coverage. The final Census figures will be issued in a series of Business Census bulletins which will show additional detailed kind-of-business information for all places where there are a sufficient number of establishments.

The 1948 Census of Business was taken under the provision of the Act of June 19, 1948, which provides that the Business Census be taken for 1948 and for each fifth year thereafter. Previous Business Censuses were taken for the years 1929, 1933, 1935, and 1939.

Scope of the Census.—The 1948 Census of Business covered all establishments in the following trades, as defined by the Standard Industrial Classification Manual, May 1949 issue, of the Executive Office of the President: all retail trades; all wholesale trades; all service trades in the following four groups—personal services, business services, automobile repairs and services, and miscellaneous repair services; hotels; tourist courts and camps; and amusements, including motion picture theaters. Some important services not covered are radio broadcasting and television, medical and health, legal, educational, nonprofit, accounting, and domestic services.

This coverage is similar to that of the 1939 Business Census. However, "custom trades" and "services incidental to transportation," which are no longer included in the standard classification of the service trades, are not covered by the 1948 Censuses. In a number of localities, these exclusions as well as

other changes in the standard classification may have a considerable effect in comparing 1948 with 1939 data, particularly with respect to establishment count.

Establishment definition.—For Census purposes, a business establishment is defined to include only enterprises conducted from a recognizable place of business, provided that the annual sales were in excess of \$5,000 for a wholesale trade establishment and \$500 for establishments in other trades. A detailed analysis of coverage will be provided in future Census of Business publications.

"Number of establishments" is the number of separate business locations, rather than the number of business companies or organizations, since the Census figures represent information reported separately for each business location or establishment. The establishment count reflects the number of places in business at the end of 1948 excluding administrative and executive offices of multiunit organizations, and "chain store" warehouses.

Sales and receipts.—"1948 sales and receipts" represents sales of merchandise and receipts from repairs and other services to customers. The figures reflect deductions for returned goods and allowances, but not for trade-in allowances; they exclude sales and excise taxes collected from customers and paid directly to any taxing agency.

Proprietors.—"Active proprietors..." represents owners and partners of unincorporated businesses who devoted the major portion of their time to the business in November 1948.

Employment.—"Number of paid employees..." represents all employees on the pay roll for the pay period ending nearest November 15, 1948. "Full workweek" employees, whether regular or seasonal, are those who in the November 15 pay period were paid for working at least the number of hours typically worked in a week by employees of the reporting establishment.

1948 CENSUS OF BUSINESS

RETAIL, WHOLESALE, SERVICE TRADES

U. S. DEPARTMENT OF COMMERCE
BUREAU OF THE CENSUS

PRELIMINARY

For Release March 30, 1950

Release Series BC-1P-39-014

CLARENDON COUNTY, S. C.

Retail and service establishments located in Clarendon County, South Carolina, showed a substantial expansion in dollar volume of trade from 1939 to 1948 according to preliminary figures from the 1948 Census of Business released today by the Bureau of the Census, U. S. Department of Commerce.

Retail sales in the county during 1948 aggregated \$8.9 million, an increase of 197 percent over the \$3.0 million in 1939, when the preceding Census of Business was taken. The service trades included in the Census of Business recorded receipts totaling \$243,000 in 1948, compared with \$47,000 in 1939.

Employment in the county also rose over the 9-year period between 1939 and 1948 for the above trades. Establishments in these trades reported a combined total of 488 paid employees for the workweek ended nearest November 15, 1948. This compared with a total of 405 employees reported for the week of November 15, 1939.

These preliminary figures have been derived from a Census report on Clarendon County, South Carolina. Final figures, superseding the preliminary data for Clarendon County, will be included in a Bulletin for the State of South Carolina to be issued in several months. Similar data will be made available this year in preliminary and final form for each of the counties and States. A single copy of the preliminary release for Clarendon County as well as an order blank for other area releases may be obtained by writing to the Bureau of the Census, Washington 25, D. C.

Table 1.—CENSUS OF BUSINESS PRELIMINARY RESULTS FOR 1948, BY TRADE GROUP

CLARENDON COUNTY, S. C.

Trade group and kind of business	Number of establishments	1948 sales and receipts (Thousand dollars)	Active proprietors of unincorporated businesses Nov. 1948	Paid employees, workweek ended nearest Nov. 15, 1948	
				Total employees ¹	Full workweek employees
RETAIL TRADE, total.....	188	8,901	185	441	321
Food group.....	67	2,164	67	90	57
Eating and drinking places.....	8	134	7	19	13
General merchandise group, general stores.....	34	1,680	35	93	43
Furniture-home furnishings- appliance group.....	5	199	6	10	8
Automotive group.....	16	2,037	12	79	78
Gasoline service stations.....	23	854	24	61	47
Lumber-building-hardware group.	7	538	6	31	30
Drug and proprietary stores....	6	267	8	24	16
All other retail stores.....	22	1,028	20	34	29
SELECTED SERVICE TRADES ^{2/}	19	243	20	47	45

^{1/} Includes employees paid for less than the full workweek.

^{2/} See General Description on last page for changes from the 1939 Census of Business in the coverage of Service Trades.

GENERAL DESCRIPTION OF PRELIMINARY RELEASES FOR THE 1948 CENSUS OF BUSINESS

This series of releases, of which one is planned for each county in the United States, presents preliminary results of the 1948 Census of Business. The information is based on reports submitted by business establishments for that Census. The figures shown are preliminary, and are subject to revision in the final Census publications, but the changes are expected to be relatively minor with respect to coverage. The final Census figures will be issued in a series of Business Census bulletins which will show additional detailed kind-of-business information for all places where there are a sufficient number of establishments.

The 1948 Census of Business was taken under the provision of the Act of June 19, 1948, which provides that the Business Census be taken for 1948 and for each fifth year thereafter. Previous Business Censuses were taken for the years 1929, 1933, 1935, and 1939.

Scope of the Census.—The 1948 Census of Business covered all establishments in the following trades, as defined by the Standard Industrial Classification Manual, May 1949 issue, of the Executive Office of the President: all retail trades; all wholesale trades; all service trades in the following four groups—personal services, business services, automobile repairs and services, and miscellaneous repair services; hotels; tourist courts and camps; and amusements, including motion picture theaters. Some important services not covered are radio broadcasting and television, medical and health, legal, educational, nonprofit, accounting, and domestic services.

This coverage is similar to that of the 1939 Business Census. However, "custom trades" and "services incidental to transportation," which are no longer included in the standard classification of the service trades, are not covered by the 1948 Census. In a number of localities, these exclusions as well as other changes in the standard classification may have a considerable effect in comparing

1948 with 1939 data, particularly with respect to establishment count.

Establishment definition.—For Census purposes, a business establishment is defined to include only enterprises conducted from a recognizable place of business, provided that the annual sales were in excess of \$5,000 for a wholesale trade establishment and \$500 for establishments in other trades. A detailed analysis of coverage will be provided in future Census of Business publications.

"Number of establishments" is the number of separate business locations, rather than the number of business companies or organizations, since the Census figures represent information reported separately for each business location or establishment. The establishment count reflects the number of places in business at the end of 1948 excluding administrative and executive offices of multiunit organizations, and "chain store" warehouses.

Sales and receipts.—"1948 sales and receipts" represents sales of merchandise and receipts from repairs and other services to customers. The figures reflect deductions for returned goods and allowances, but not for trade-in allowances; they exclude sales and excise taxes collected from customers and paid directly to any taxing agency.

Proprietors.—"Active proprietors..." represents owners and partners of unincorporated businesses who devoted the major portion of their time to the business in November 1948.

Employment.—"Number of paid employees..." represents all employees on the pay roll for the pay period ending nearest November 15, 1948. "Full workweek" employees, whether regular or seasonal, are those who in the November 15 pay period were paid for working at least the number of hours typically worked in a week by employees of the reporting establishment.

1948 CENSUS OF BUSINESS

RETAIL, WHOLESALE, SERVICE TRADES

U. S. DEPARTMENT OF COMMERCE
BUREAU OF THE CENSUS

PRELIMINARY

For Release April 5, 1950

Release Series BC-1P-39-015

COLLETON COUNTY, S. C.

Retail, wholesale, and service establishments located in Colleton County, South Carolina, showed a substantial expansion in dollar volume of trade from 1939 to 1948 according to preliminary figures from the 1948 Census of Business released today by the Bureau of the Census, U. S. Department of Commerce.

Retail sales in the county during 1948 aggregated \$11.7 million, an increase of 255 percent over the \$3.3 million in 1939, when the preceding Census of Business was taken. Wholesale sales in the county reached a total of \$3.3 million in 1948 as compared with \$1.9 million in 1939. The service trades included in the Census of Business recorded receipts totaling \$455,000 in 1948 compared with \$92,000 in 1939.

Employment in the county also rose over the 9-year period between 1939 and 1948 for the above trades. Establishments in these trades reported a combined total of 812 paid employees for the workweek ended nearest November 15, 1948. This compared with a total of 597 employees reported for the week of November 15, 1939.

These preliminary figures have been derived from a Census report on Colleton County, South Carolina, which also includes data for the city of Walterboro. Final figures, superseding the preliminary data for Colleton County, will be included in a Bulletin for the State of South Carolina to be issued in several months. Similar data will be made available this year in preliminary and final form for each of the counties and States. A single copy of the preliminary release for Colleton County as well as an order blank for other area releases may be obtained by writing to the Bureau of the Census, Washington 25, D. C.

Table 1.—CENSUS OF BUSINESS PRELIMINARY RESULTS FOR 1948, BY TRADE GROUP
COLLETON COUNTY, S. C.

Trade group and kind of business	Number of establishments	1948 sales and receipts (Thousand dollars)	Active proprietors of unincorporated businesses Nov. 1948	Paid employees, workweek ended nearest Nov. 15, 1948	
				Total employees ¹	Full workweek employees
RETAIL TRADE, total.....	273	11,659	258	659	548
Food group.....	83	2,170	75	66	56
Eating and drinking places.....	25	605	23	112	96
General merchandise grp, general stores	54	1,801	52	114	67
Apparel group.....	14	951	15	68	44
Furniture-home furnishings-appliance grp	9	591	9	31	30
Automotive group.....	10	2,314	12	96	96
Gasoline service stations.....	34	828	29	54	50
Lumber-building-hardware group.....	11	1,201	11	44	42
Drug and proprietary stores.....	7	501	6	47	42
All other retail stores.....	26	697	26	27	25
WHOLESALE TRADE.....	10	3,334	8	55	x
SELECTED SERVICE TRADES, ^{2/} total.....	39	455	35	98	93
Personal services.....	23	282	21	86	84
All other service trades.....	16	173	14	12	9
TOURIST COURTS AND CAMPS.....	17	149	19	18	17

x Not available.

^{1/} Includes employees paid for less than the full workweek.

^{2/} See General Description on last page for changes from the 1939 Census of Business in the coverage of Service Trades.

Table 2.—CENSUS OF BUSINESS PRELIMINARY RESULTS FOR 1948 FOR CITIES OF 2,500 INHABITANTS OR MORE

COLLETON COUNTY, S. C.

(Data omitted for trade groups where necessary to avoid disclosure)

City and trade group ¹	Number of establishments	1948 sales and receipts (Thousand dollars)	Active proprietors of unincorporated businesses Nov. 1948	Paid employees, workweek ended nearest Nov. 15, 1948	
				Total employees ²	Full workweek employees
Walterboro:					
Retail trade.....	118	8,492	105	553	441
Selected service trades...	29	377	26	93	91
Remainder of county:					
Retail trade.....	155	3,167	153	126	107
Selected service trades...	10	78	9	5	2

1/ See General Description on this page for changes from the 1939 Census of Business in the coverage of Service Trades.

2/ Includes employees paid for less than the full workweek.

GENERAL DESCRIPTION OF PRELIMINARY RELEASES FOR THE 1948 CENSUS OF BUSINESS

This series of releases, of which one is planned for each county in the United States, presents preliminary results of the 1948 Census of Business. The information is based on reports submitted by business establishments for that Census. The figures shown are preliminary, and are subject to revision in the final Census publications, but the changes are expected to be relatively minor with respect to coverage. The final Census figures will be issued in a series of Business Census bulletins which will show additional detailed kind-of-business information for all places where there are a sufficient number of establishments.

The 1948 Census of Business was taken under the provision of the Act of June 19, 1948, which provides that the Business Census be taken for 1948 and for each fifth year thereafter. Previous Business Censuses were taken for the years 1929, 1933, 1935, and 1939.

Scope of the Census.—The 1948 Census of Business covered all establishments in the following trades, as defined by the Standard Industrial Classification Manual, May 1949 issue, of the Executive Office of the President: all retail trades; all wholesale trades; all service trades in the following four groups—personal services, business services, automobile repairs and services, and miscellaneous repair services; hotels; tourist courts and camps; and amusements, including motion picture theaters. Some important services not covered are radio broadcasting and television, medical and health, legal, educational, nonprofit, accounting, and domestic services.

This coverage is similar to that of the 1939 Business Census. However, "custom trades" and "services incidental to transportation," which are no longer included in the standard classification of the service trades, are not covered by the 1948 Census. In a number of localities, these exclusions as well as

other changes in the standard classification may have a considerable effect in comparing 1948 with 1939 data, particularly with respect to establishment count.

Establishment definition.—For Census purposes, a business establishment is defined to include only enterprises conducted from a recognizable place of business, provided that the annual sales were in excess of \$5,000 for a wholesale trade establishment and \$500 for establishments in other trades. A detailed analysis of coverage will be provided in future Censuses of Business publications.

"Number of establishments" is the number of separate business locations, rather than the number of business companies or organizations, since the Census figures represent information reported separately for each business location or establishment. The establishment count reflects the number of places in business at the end of 1948 excluding administrative and executive offices of multiunit organizations, and "chain store" warehouses.

Sales and receipts.—"1948 sales and receipts" represents sales of merchandise and receipts from repairs and other services to customers. The figures reflect deductions for returned goods and allowances, but not for trade-in allowances; they exclude sales and excise taxes collected from customers and paid directly to any taxing agency.

Proprietors.—"Active proprietors..." represents owners and partners of unincorporated businesses who devoted the major portion of their time to the business in November 1948.

Employment.—"Number of paid employees..." represents all employees on the pay roll for the pay period ending nearest November 15, 1948. "Full workweek" employees, whether regular or seasonal, are those who in the November 15 pay period were paid for working at least the number of hours typically worked in a week by employees of the reporting establishment.

1948 CENSUS OF BUSINESS

RETAIL, WHOLESALE, SERVICE TRADES

U. S. DEPARTMENT OF COMMERCE
BUREAU OF THE CENSUS

PRELIMINARY

For Release April 10, 1950

Release Series BC-1P-39-016

DARLINGTON COUNTY, S. C.

Retail, wholesale, and service establishments located in Darlington County, South Carolina, showed a substantial expansion in dollar volume of trade from 1939 to 1948 according to preliminary figures from the 1948 Census of Business released today by the Bureau of the Census, U. S. Department of Commerce.

Retail sales in the county during 1948 aggregated \$25.1 million, an increase of 249 percent over the \$7.2 million in 1939, when the preceding Census of Business was taken. Wholesale sales in the county reached a total of \$15.7 million in 1948 as compared with \$5.8 million in 1939. The service trades included in the Census of Business recorded receipts totaling \$1.1 million in 1948 compared with \$0.3 million in 1939.

Employment in the county also rose over the 9-year period between 1939 and 1948 for the above trades. Establishments in these trades reported a combined total of 1,922 paid employees for the workweek ended nearest November 15, 1948. This compared with a total of 1,274 employees reported for the week of November 15, 1939.

These preliminary figures have been derived from a Census report on Darlington County, South Carolina, which also includes data for the cities of Darlington and Hartsville. Final figures, superseding the preliminary data for Darlington County, will be included in a Bulletin for the State of South Carolina to be issued in several months. Similar data will be made available this year in preliminary and final form for each of the counties and States. A single copy of the preliminary release for Darlington County as well as an order blank for other area releases may be obtained by writing to the Bureau of the Census, Washington 25, D. C.

Table 1.—CENSUS OF BUSINESS PRELIMINARY RESULTS FOR 1948, BY TRADE GROUP
DARLINGTON COUNTY, S. C.

Trade group and kind of business	Number of establishments	1948 sales and receipts (Thousand dollars)	Active proprietors of unincorporated businesses Nov. 1948	Paid employees, workweek ended nearest Nov. 15, 1948	
				Total employees ¹	Full workweek employees
RETAIL TRADE, total.....	612	25,113	603	1,458	1,056
Food group.....	268	6,556	267	285	160
Eating and drinking places.....	91	887	102	124	94
General merchandise grp, general stores	28	4,901	15	410	229
Apparel group.....	12	414	16	22	9
Furniture-home furnishgs-appliance grp	24	1,198	28	69	60
Automotive group.....	29	3,813	27	146	144
Gasoline service stations.....	54	1,215	48	88	75
Lumber-building-hardware group.....	16	2,254	12	139	134
Drug and proprietary stores.....	10	630	11	39	34
All other retail stores.....	80	3,245	77	136	117
WHOLESALE TRADE, total.....	32	15,726	29	194	x
Merchant wholesalers.....	14	6,912	8	112	x
Other types of wholesalers.....	18	8,814	21	82	x
SELECTED SERVICE TRADES, ^{2/} total.....	127	1,059	136	270	222
Personal services.....	74	682	81	212	177
All other service trades.....	53	377	55	58	45
AMUSEMENTS.....	14	353	10	47	x

x Not available.

^{1/} Includes employees paid for less than the full workweek.

^{2/} See General Description on last page for changes from the 1939 Census of Business in the coverage of Service Trades.

Table 2.—CENSUS OF BUSINESS PRELIMINARY RESULTS FOR 1948 FOR CITIES OF 2,500 INHABITANTS OR MORE
DARLINGTON COUNTY, S. C.

(Data omitted for trade groups where necessary to avoid disclosure)

City and trade group ¹	Number of establishments	1948 sales and receipts (Thousand dollars)	Active proprietors of unincorporated businesses Nov. 1948	Paid employees, workweek ended nearest Nov. 15, 1948	
				Total employees ²	Full workweek employees
Darlington:					
Retail trade.....	162	7,808	149	482	330
Wholesale trade.....	13	7,697	15	112	x
Selected service trades....	48	351	52	84	63
Hartsville:					
Retail trade.....	156	12,282	155	801	604
Wholesale trade.....	14	6,902	10	68	x
Selected service trades....	50	513	54	155	139
Remainder of county: 3/					
Retail trade.....	294	5,023	299	175	122
Wholesale trade.....	5	1,127	4	14	x
Selected service trades....	29	195	30	31	20

x Not available.

1/ See General Description on this page for changes from the 1939 Census of Business in the coverage of Service Trades.

2/ Includes employees paid for less than the full workweek.

3/ Includes figures for establishments, other than wholesale, not located in cities of 2,500 inhabitants or more, and wholesale establishments not located in cities of 5,000 inhabitants or more.

GENERAL DESCRIPTION OF PRELIMINARY RELEASES FOR THE 1948 CENSUS OF BUSINESS

This series of releases, of which one is planned for each county in the United States, presents preliminary results of the 1948 Census of Business. The information is based on reports submitted by business establishments for that Census. The figures shown are preliminary, and are subject to revision in the final Census publications, but the changes are expected to be relatively minor with respect to coverage. The final Census figures will be issued in a series of Business Census bulletins which will show additional detailed kind-of-business information for all places where there are a sufficient number of establishments.

The 1948 Census of Business was taken under the provision of the Act of June 19, 1948, which provides that the Business Census be taken for 1948 and for each fifth year thereafter. Previous Business Censuses were taken for the years 1929, 1933, 1935, and 1939.

Scope of the Census.—The 1948 Census of Business covered all establishments in the following trades, as defined by the Standard Industrial Classification Manual, May 1949 issue, of the Executive Office of the President: all retail trades; all wholesale trades; all service trades in the following four groups—personal services, business services, automobile repairs and services, and miscellaneous repair services; hotels; tourist courts and camps; and amusements, including motion picture theaters. Some important services not covered are radio broadcasting and television, medical and health, legal, educational, nonprofit, accounting, and domestic services.

This coverage is similar to that of the 1939 Business Census. However, "custom trades" and "services incidental to transportation," which are no longer included in the standard classification of the service trades, are not covered by the 1948 Census. In a number of localities, these exclusions as well as

other changes in the standard classification may have a considerable effect in comparing 1948 with 1939 data, particularly with respect to establishment count.

Establishment definition.—For Census purposes, a business establishment is defined to include only enterprises conducted from a recognizable place of business, provided that the annual sales were in excess of \$5,000 for a wholesale trade establishment and \$500 for establishments in other trades. A detailed analysis of coverage will be provided in future Censuses of Business publications.

"Number of establishments" is the number of separate business locations, rather than the number of business companies or organizations, since the Census figures represent information reported separately for each business location or establishment. The establishment count reflects the number of places in business at the end of 1948 excluding administrative and executive offices of multiunit organizations, and "chain store" warehouses.

Sales and receipts.—"1948 sales and receipts" represents sales of merchandise and receipts from repairs and other services to customers. The figures reflect deductions for returned goods and allowances, but not for trade-in allowances; they exclude sales and excise taxes collected from customers and paid directly to any taxing agency.

Proprietors.—"Active proprietors..." represents owners and partners of unincorporated businesses who devoted the major portion of their time to the business in November 1948.

Employment.—"Number of paid employees..." represents all employees on the pay roll for the pay period ending nearest November 15, 1948. "Full workweek" employees, whether regular or seasonal, are those who in the November 15 pay period were paid for working at least the number of hours typically worked in a week by employees of the reporting establishment.

1948 CENSUS OF BUSINESS

RETAIL, WHOLESALE, SERVICE TRADES

U. S. DEPARTMENT OF COMMERCE
BUREAU OF THE CENSUS

PRELIMINARY

For Release May 15, 1950

Release Series BC-1P-39-017

DILLON COUNTY, S. C.

Retail, wholesale, and service establishments located in Dillon County, South Carolina, showed a substantial expansion in dollar volume of trade from 1939 to 1948 according to preliminary figures from the 1948 Census of Business released today by the Bureau of the Census, U. S. Department of Commerce.

Retail sales in the county during 1948 aggregated \$13.0 million, an increase of 242 percent over the \$3.8 million in 1939, when the preceding Census of Business was taken. Wholesale sales in the county reached a total of \$13.0 million in 1948 as compared with \$6.2 in 1939. The service trades included in the Census of Business recorded receipts totaling \$492,000 in 1948 compared with \$100,000 in 1939.

Employment in the county also rose over the 9-year period between 1939 and 1948 for the above trades. Establishments in these trades reported a combined total of 1,039 paid employees for the workweek ended nearest November 15, 1948. This compared with a total of 668 employees reported for the week of November 15, 1939.

These preliminary figures have been derived from a Census report on Dillon County, South Carolina, which also includes data for the city of Dillon. Final figures, superseding the preliminary data for Dillon County, will be included in a Bulletin for the State of South Carolina to be issued in several months. Similar data will be made available this year in preliminary and final form for each of the counties and States. A single copy of the preliminary release for Dillon County as well as an order blank for other area releases may be obtained by writing to the Bureau of the Census, Washington 25, D. C.

Table 1.—CENSUS OF BUSINESS PRELIMINARY RESULTS FOR 1948, BY TRADE GROUP

DILLON COUNTY, S. C.

Trade group and kind of business	Number of establishments	1948 sales and receipts (Thousand dollars)	Active proprietors of unincorporated businesses Nov. 1948	Paid employees, workweek ended nearest Nov. 15, 1948	
				Total employees ¹	Full workweek employees
RETAIL TRADE, total.....	314	12,975	313	775	532
Food group.....	118	3,317	119	141	73
Eating and drinking places.....	44	361	43	48	35
General merchandise grp, general stores	12	1,349	8	139	69
Apparel group.....	15	803	14	69	37
Furniture-home furnishgs-appliance grp	13	690	12	34	27
Automotive group.....	15	2,132	11	108	108
Gasoline service stations.....	37	678	38	31	27
Lumber-building-hardware group.....	15	1,765	16	109	89
Drug and proprietary stores.....	6	358	6	35	31
All other retail stores.....	39	1,522	46	61	36
WHOLESALE TRADE	20	12,999	19	145	x
SELECTED SERVICE TRADES, ² /total.....	62	492	68	119	102
Personal services.....	40	320	45	98	84
All other service trades.....	22	172	23	21	18
AMUSEMENTS.....	12	205	8	28	x

x Not available.

¹/ Includes employees paid for less than the full workweek.

²/ See General Description on last page for changes from the 1939 Census of Business in the coverage of Service Trades.

Table 2.—CENSUS OF BUSINESS PRELIMINARY RESULTS FOR 1948 FOR CITIES OF 2,500 INHABITANTS OR MORE

DILLON COUNTY, S. C.

(Data omitted for trade groups where necessary to avoid disclosure)

City and trade group ¹	Number of establishments	1948 sales and receipts (Thousand dollars)	Active proprietors of unincorporated businesses Nov. 1948	Paid employees, workweek ended nearest Nov. 15, 1948	
				Total employees ²	Full workweek employees
Dillon:					
Retail trade.....	144	8,073	131	518	380
Selected service trades..	38	378	42	96	83
Remainder of county:					
Retail trade.....	170	4,902	182	257	152
Selected service trades..	24	114	26	23	19

1/ See General Description on this page for changes from the 1939 Census of Business in the coverage of Service Trades.

2/ Includes employees paid for less than the full workweek.

GENERAL DESCRIPTION OF PRELIMINARY RELEASES FOR THE 1948 CENSUS OF BUSINESS

This series of releases, of which one is planned for each county in the United States, presents preliminary results of the 1948 Census of Business. The information is based on reports submitted by business establishments for that Census. The figures shown are preliminary, and are subject to revision in the final Census publications, but the changes are expected to be relatively minor with respect to coverage. The final Census figures will be issued in a series of Business Census bulletins which will show additional detailed kind-of-business information for all places where there are a sufficient number of establishments.

The 1948 Census of Business was taken under the provision of the Act of June 19, 1948, which provides that the Business Census be taken for 1948 and for each fifth year thereafter. Previous Business Censuses were taken for the years 1929, 1933, 1935, and 1939.

Scope of the Census.—The 1948 Census of Business covered all establishments in the following trades, as defined by the Standard Industrial Classification Manual, May 1949 issue, of the Executive Office of the President: all retail trades; all wholesale trades; all service trades in the following four groups—personal services, business services, automobile repairs and services, and miscellaneous repair services; hotels; tourist courts and camps; and amusements, including motion picture theaters. Some important services not covered are radio broadcasting and television, medical and health, legal, educational, nonprofit, accounting, and domestic services.

This coverage is similar to that of the 1939 Business Census. However, "custom trades" and "services incidental to transportation," which are no longer included in the standard classification of the service trades, are not covered by the 1948 Census. In a number of localities, these exclusions as well as

other changes in the standard classification may have a considerable effect in comparing 1948 with 1939 data, particularly with respect to establishment count.

Establishment definition.—For Census purposes, a business establishment is defined to include only enterprises conducted from a recognizable place of business, provided that the annual sales were in excess of \$5,000 for a wholesale trade establishment and \$500 for establishments in other trades. A detailed analysis of coverage will be provided in future Census of Business publications.

"Number of establishments" is the number of separate business locations, rather than the number of business companies or organizations, since the Census figures represent information reported separately for each business location or establishment. The establishment count reflects the number of places in business at the end of 1948 excluding administrative and executive offices of multiunit organizations, and "chain store" warehouses.

Sales and receipts.—"1948 sales and receipts" represents sales of merchandise and receipts from repairs and other services to customers. The figures reflect deductions for returned goods and allowances, but not for trade-in allowances; they exclude sales and excise taxes collected from customers and paid directly to any taxing agency.

Proprietors.—"Active proprietors..." represents owners and partners of unincorporated businesses who devoted the major portion of their time to the business in November 1948.

Employment.—"Number of paid employees..." represents all employees on the pay roll for the pay period ending nearest November 15, 1948. "Full workweek" employees, whether regular or seasonal, are those who in the November 15 pay period were paid for working at least the number of hours typically worked in a week by employees of the reporting establishment.

1948 CENSUS OF BUSINESS

RETAIL, WHOLESALE, SERVICE TRADES

U. S. DEPARTMENT OF COMMERCE
BUREAU OF THE CENSUS

PRELIMINARY

For Release April 5, 1950

Release Series BC-1P- 39-018

DORCHESTER COUNTY, S. C.

Retail, wholesale, and service establishments located in Dorchester County, South Carolina, showed a substantial expansion in dollar volume of trade from 1939 to 1948 according to preliminary figures from the 1948 Census of Business released today by the Bureau of the Census, U. S. Department of Commerce.

Retail sales in the county during 1948 aggregated \$8.7 million, an increase of 263 percent over the \$2.4 million in 1939, when the preceding Census of Business was taken. Wholesale sales in the county reached a total of \$1.3 million in 1948 as compared with \$0.7 million in 1939. The service trades included in the Census of Business recorded receipts totaling \$372,000 in 1948 compared with \$58,000 in 1939.

Employment in the county also rose over the 9-year period between 1939 and 1948 for the above trades. Establishments in these trades reported a combined total of 498 paid employees for the workweek ended nearest November 15, 1948. This compared with a total of 328 employees reported for the week of November 15, 1939.

These preliminary figures have been derived from a Census report on Dorchester County, South Carolina, which also includes data for the city of Summerville. Final figures, superseding the preliminary data for Dorchester County, will be included in a Bulletin for the State of South Carolina to be issued in several months. Similar data will be made available this year in preliminary and final form for each of the counties and States. A single copy of the preliminary release for Dorchester County as well as an order blank for other area releases may be obtained by writing to the Bureau of the Census, Washington 25, D. C.

Table 1.—CENSUS OF BUSINESS PRELIMINARY RESULTS FOR 1948, BY TRADE GROUP

DORCHESTER COUNTY, S. C.

Trade group and kind of business	Number of establishments	1948 sales and receipts (Thousand dollars)	Active proprietors of unincorporated businesses Nov. 1948	Paid employees, workweek ended nearest Nov. 15, 1948	
				Total employees ¹	Full workweek employees
RETAIL TRADE, total.....	270	8,679	246	381	299
Food group.....	110	2,673	103	93	59
Eating and drinking places.....	28	206	24	30	21
General merchandise grp, general stores.....	33	1,227	33	53	38
Apparel group.....	8	450	8	23	15
Furniture-home furnishgs-appliance grp.....	7	350	8	27	27
Automotive group.....	9	1,370	3	52	50
Gasoline service stations.....	34	785	32	37	31
Lumber-building-hardware group.....	10	545	7	22	20
Drug and proprietary stores.....	7	321	5	28	23
All other retail stores.....	24	752	23	16	15
WHOLESALE TRADE.....	7	1,317	4	31	x
SELECTED SERVICE TRADES, ² /total.....	42	372	42	86	85
Personal services.....	23	237	23	77	77
All other service trades.....	19	135	19	9	8
AMUSEMENTS.....	9	117	9	19	x

x Not available.

¹/ Includes employees paid for less than the full workweek.

²/ See General Description on last page for changes from the 1939 Census of Business in the coverage of Service Trades.

Table 2.—CENSUS OF BUSINESS PRELIMINARY RESULTS FOR 1948 FOR CITIES OF 2,500 INHABITANTS OR MORE

DORCHESTER COUNTY, S. C.

(Data omitted for trade groups where necessary to avoid disclosure)

City and trade group ¹	Number of establishments	1948 sales and receipts (Thousand dollars)	Active proprietors of unincorporated businesses Nov. 1948	Paid employees, workweek ended nearest Nov. 15, 1948	
				Total employees ²	Full workweek employees
Summerville:					
Retail trade.....	74	4,088	63	217	180
Selected service trades.....	13	184	11	57	57
Remainder of county:					
Retail trade.....	196	4,591	183	164	119
Selected service trades.....	29	188	31	29	28

1/ Includes employees paid for less than the full workweek.

2/ See General Description on this page for changes from the 1939 Census of Business in the coverage of Service Trades.

GENERAL DESCRIPTION OF PRELIMINARY RELEASES FOR THE 1948 CENSUS OF BUSINESS

This series of releases, of which one is planned for each county in the United States, presents preliminary results of the 1948 Census of Business. The information is based on reports submitted by business establishments for that Census. The figures shown are preliminary, and are subject to revision in the final Census publications, but the changes are expected to be relatively minor with respect to coverage. The final Census figures will be issued in a series of Business Census bulletins which will show additional detailed kind-of-business information for all places where there are a sufficient number of establishments.

The 1948 Census of Business was taken under the provision of the Act of June 19, 1948, which provides that the Business Census be taken for 1948 and for each fifth year thereafter. Previous Business Censuses were taken for the years 1929, 1933, 1935, and 1939.

Scope of the Census.—The 1948 Census of Business covered all establishments in the following trades, as defined by the Standard Industrial Classification Manual, May 1949 issue, of the Executive Office of the President: all retail trades; all wholesale trades; all service trades in the following four groups—personal services, business services, automobile repairs and services, and miscellaneous repair services; hotels; tourist courts and camps; and amusements, including motion picture theaters. Some important services not covered are radio broadcasting and television, medical and health, legal, educational, nonprofit, accounting, and domestic services.

This coverage is similar to that of the 1939 Business Census. However, "custom trades" and "services incidental to transportation," which are no longer included in the standard classification of the service trades, are not covered by the 1948 Census. In a number of localities, these exclusions as well as

other changes in the standard classification may have a considerable effect in comparing 1948 with 1939 data, particularly with respect to establishment count.

Establishment definition.—For Census purposes, a business establishment is defined to include only enterprises conducted from a recognizable place of business, provided that the annual sales were in excess of \$5,000 for a wholesale trade establishment and \$500 for establishments in other trades. A detailed analysis of coverage will be provided in future Census of Business publications.

"Number of establishments" is the number of separate business locations, rather than the number of business companies or organizations, since the Census figures represent information reported separately for each business location or establishment. The establishment count reflects the number of places in business at the end of 1948 excluding administrative and executive offices of multinit organizations, and "chain store" warehouses.

Sales and receipts.—"1948 sales and receipts" represents sales of merchandise and receipts from repairs and other services to customers. The figures reflect deductions for returned goods and allowances, but not for trade-in allowances; they exclude sales and excise taxes collected from customers and paid directly to any taxing agency.

Proprietors.—"Active proprietors..." represents owners and partners of unincorporated businesses who devoted the major portion of their time to the business in November 1948.

Employment.—"Number of paid employees..." represents all employees on the pay roll for the pay period ending nearest November 15, 1948. "Full workweek" employees, whether regular or seasonal, are those who in the November 15 pay period were paid for working at least the number of hours typically worked in a week by employees of the reporting establishment.

1948 CENSUS OF BUSINESS

RETAIL, WHOLESALE, SERVICE TRADES

U. S. DEPARTMENT OF COMMERCE
BUREAU OF THE CENSUS

PRELIMINARY

For Release April 5, 1950

Release Series BC-1P-39-019

EDGEFIELD COUNTY, S. C.

Retail and service establishments located in Edgefield County, South Carolina, showed a substantial expansion in dollar volume of trade from 1939 to 1948 according to preliminary figures from the 1948 Census of Business released today by the Bureau of the Census, U. S. Department of Commerce.

Retail sales in the county during 1948 aggregated \$6.3 million, an increase of 215 percent over the \$2.0 million in 1939, when the preceding Census of Business was taken. The service trades included in the Census of Business recorded receipts totaling \$216,000 in 1948 compared with \$57,000 in 1939.

Employment in the county also rose over the 9-year period between 1939 and 1948 for the above trades. Establishments in these trades reported a combined total of 320 paid employees for the workweek ended nearest November 15, 1948. This compared with a total of 208 employees reported for the week of November 15, 1939.

These preliminary figures have been derived from a Census report on Edgefield County, South Carolina. Final figures, superseding the preliminary data for Edgefield County, will be included in a Bulletin for the State of South Carolina to be issued in several months. Similar data will be made available this year in preliminary and final form for each of the counties and States. A single copy of the preliminary release for Edgefield County as well as an order blank for other area releases may be obtained by writing to the Bureau of the Census, Washington 25, D. C.

Table 1.—CENSUS OF BUSINESS PRELIMINARY RESULTS FOR 1948, BY TRADE GROUP
EDGEFIELD COUNTY, S. C.

Trade group and kind of business	Number of establishments	1948 sales and receipts (Thousand dollars)	Active proprietors of unincorporated businesses Nov. 1948	Paid employees, workweek ended nearest Nov. 15, 1948	
				Total employees ¹	Full workweek employees
RETAIL TRADE, total.....	179	6,315	181	275	212
Food group.....	76	1,692	73	51	34
Eating and drinking places.....	11	123	11	18	13
General merchandise grp., general stores.	14	675	13	54	33
Furniture-home furnishings-appliance grp.	7	208	4	18	14
Automotive group.....	14	1,395	18	35	33
Gasoline service stations.....	23	359	24	19	16
Lumber-building-hardware group.....	10	1,002	12	38	36
Drug and proprietary stores.....	5	208	6	18	14
All other retail stores.....	19	653	20	24	19
SELECTED SERVICE TRADES, ^{2/} total.....	39	216	38	45	35
Personal services.....	24	125	23	32	24
All other service trades.....	15	91	15	13	11

^{1/} Includes employees paid for less than the full workweek.

^{2/} See General Description on last page for changes from the 1939 Census of Business in the coverage of Service Trades.

GENERAL DESCRIPTION OF PRELIMINARY RELEASES FOR THE 1948 CENSUS OF BUSINESS

This series of releases, of which one is planned for each county in the United States, presents preliminary results of the 1948 Census of Business. The information is based on reports submitted by business establishments for that Census. The figures shown are preliminary, and are subject to revision in the final Census publications, but the changes are expected to be relatively minor with respect to coverage. The final Census figures will be issued in a series of Business Census bulletins which will show additional detailed kind-of-business information for all places where there are a sufficient number of establishments.

The 1948 Census of Business was taken under the provision of the Act of June 19, 1948, which provides that the Business Census be taken for 1948 and for each fifth year thereafter. Previous Business Censuses were taken for the years 1929, 1933, 1935, and 1939.

Scope of the Census.—The 1948 Census of Business covered all establishments in the following trades, as defined by the Standard Industrial Classification Manual, May 1949 issue, of the Executive Office of the President: all retail trades; all wholesale trades; all service trades in the following four groups—personal services, business services, automobile repairs and services, and miscellaneous repair services; hotels; tourist courts and camps; and amusements, including motion picture theaters. Some important services not covered are radio broadcasting and television, medical and health, legal, educational, nonprofit, accounting, and domestic services.

This coverage is similar to that of the 1939 Business Census. However, "custom trades" and "services incidental to transportation," which are no longer included in the standard classification of the service trades, are not covered by the 1948 Census. In a number of localities, these exclusions as well as other changes in the standard classification may have a considerable effect in comparing

1948 with 1939 data, particularly with respect to establishment count.

Establishment definition.—For Census purposes, a business establishment is defined to include only enterprises conducted from a recognizable place of business, provided that the annual sales were in excess of \$5,000 for a wholesale trade establishment and \$500 for establishments in other trades. A detailed analysis of coverage will be provided in future Census of Business publications.

"Number of establishments" is the number of separate business locations, rather than the number of business companies or organizations, since the Census figures represent information reported separately for each business location or establishment. The establishment count reflects the number of places in business at the end of 1948 excluding administrative and executive offices of multiunit organizations, and "chain store" warehouses.

Sales and receipts.—"1948 sales and receipts" represents sales of merchandise and receipts from repairs and other services to customers. The figures reflect deductions for returned goods and allowances, but not for trade-in allowances; they exclude sales and excise taxes collected from customers and paid directly to any taxing agency.

Proprietors.—"Active proprietors..." represents owners and partners of unincorporated businesses who devoted the major portion of their time to the business in November 1948.

Employment.—"Number of paid employees..." represents all employees on the pay roll for the pay period ending nearest November 15, 1948. "Full workweek" employees, whether regular or seasonal, are those who in the November 15 pay period were paid for working at least the number of hours typically worked in a week by employees of the reporting establishment.

1948 CENSUS OF BUSINESS

RETAIL, WHOLESALE, SERVICE TRADES

U. S. DEPARTMENT OF COMMERCE
BUREAU OF THE CENSUS

PRELIMINARY

For Release March 30, 1950

Release Series BC-1P-39-020

FAIRFIELD COUNTY, S. C.

Retail and service establishments located in Fairfield County, South Carolina, showed a substantial expansion in dollar volume of trade from 1939 to 1948 according to preliminary figures from the 1948 Census of Business released today by the Bureau of the Census, U. S. Department of Commerce.

Retail sales in the county during 1948 aggregated \$7.5 million, an increase of 188 percent over the \$2.6 million in 1939, when the preceding Census of Business was taken. The service trades included in the Census of Business recorded receipts totaling \$230,000 in 1948 compared with \$84,000 in 1939. Wholesales sales in the county reached a total of \$1.8 million in 1948. No comparable figures for 1939 are available.

Employment in the county also rose over the 9-year period between 1939 and 1948 for the retail and service trades. Establishments in these trades reported a combined total of 449 paid employees for the workweek ended nearest November 15, 1948. This compared with a total of 351 employees reported for the week of November 15, 1939. Wholesale establishments reported 29 paid employees for the November 15, 1948 workweek.

These preliminary figures have been derived from a Census report on Fairfield County, South Carolina, which also includes data for the city of Winnsboro. Final figures, superseding the preliminary data for Fairfield County, will be included in a Bulletin for the State of South Carolina to be issued in several months. Similar data will be made available this year in preliminary and final form for each of the counties and States. A single copy of the preliminary release for Fairfield County as well as an order blank for other area releases may be obtained by writing to the Bureau of the Census, Washington 25, D. C.

Table 1.—CENSUS OF BUSINESS PRELIMINARY RESULTS FOR 1948, BY TRADE GROUP
FAIRFIELD COUNTY, S. C.

Trade group and kind of business	Number of establishments	1948 sales and receipts (Thousand dollars)	Active proprietors of unincorporated businesses Nov. 1948	Paid employees, workweek ended nearest Nov. 15, 1948	
				Total employees ¹	Full workweek employees
RETAIL TRADE, total.....	192	7,531	178	387	297
Food group.....	60	1,843	57	68	50
Eating and drinking places.....	27	394	26	41	35
General merchandise grp, general stores.	36	2,168	29	137	82
Apparel group.....	8	281	10	9	5
Furniture-home furnishgs-appliance grp.	7	231	5	11	10
Automotive group.....	11	1,221	6	47	45
Gasoline service stations.....	16	370	20	22	21
Lumber-building-hardware group.....	6	322	6	19	17
Drug and proprietary stores.....	5	225	4	20	20
All other retail stores.....	16	476	15	13	12
WHOLESALE TRADE.....	8	1,843	6	29	x
SELECTED SERVICE TRADES ^{2/}	34	230	33	62	54
AMUSEMENTS.....	5	81	3	13	x

x Not available.

^{1/} Includes employees paid for less than the full workweek.

^{2/} See General Description on last page for changes from the 1939 Census of Business in the coverage of Service Trades.

Table 2.—CENSUS OF BUSINESS PRELIMINARY RESULTS FOR 1948 FOR CITIES OF 2,500 INHABITANTS OR MORE

FAIRFIELD COUNTY, S. C.

(Data omitted for trade groups where necessary to avoid disclosure)

City and trade group ¹	Number of establishments	1948 sales and receipts (Thousand dollars)	Active proprietors of unincorporated businesses Nov. 1948	Paid employees, workweek ended nearest Nov. 15, 1948	
				Total employees ²	Full workweek employees
Winnsboro:					
Retail trade.....	82	4,811	68	297	214
Selected service trades....	23	206	22	59	51
Amusements.....	5	81	3	13	x
Remainder of county:					
Retail trade.....	110	2,720	110	90	83
Selected service trades....	11	24	11	3	3

x Not available.

^{1/} See General Description on this page for changes from the 1939 Census of Business in the coverage of Service Trades.^{2/} Includes employees paid for less than the full workweek.

GENERAL DESCRIPTION OF PRELIMINARY RELEASES FOR THE 1948 CENSUS OF BUSINESS

This series of releases, of which one is planned for each county in the United States, presents preliminary results of the 1948 Census of Business. The information is based on reports submitted by business establishments for that Census. The figures shown are preliminary, and are subject to revision in the final Census publications, but the changes are expected to be relatively minor with respect to coverage. The final Census figures will be issued in a series of Business Census bulletins which will show additional detailed kind-of-business information for all places where there are a sufficient number of establishments.

The 1948 Census of Business was taken under the provision of the Act of June 19, 1948, which provides that the Business Census be taken for 1948 and for each fifth year thereafter. Previous Business Censuses were taken for the years 1929, 1933, 1935, and 1939.

Scope of the Census.—The 1948 Census of Business covered all establishments in the following trades, as defined by the Standard Industrial Classification Manual, May 1949 issue, of the Executive Office of the President: all retail trades; all wholesale trades; all service trades in the following four groups—personal services, business services, automobile repairs and services, and miscellaneous repair services; hotels; tourist courts and camps; and amusements, including motion picture theaters. Some important services not covered are radio broadcasting and television, medical and health, legal, educational, nonprofit, accounting, and domestic services.

This coverage is similar to that of the 1939 Business Census. However, "custom trades" and "services incidental to transportation," which are no longer included in the standard classification of the service trades, are not covered by the 1948 Census. In a number of localities, these exclusions as well as

other changes in the standard classification may have a considerable effect in comparing 1948 with 1939 data, particularly with respect to establishment count.

Establishment definition.—For Census purposes, a business establishment is defined to include only enterprises conducted from a recognizable place of business, provided that the annual sales were in excess of \$5,000 for a wholesale trade establishment and \$500 for establishments in other trades. A detailed analysis of coverage will be provided in future Census of Business publications.

"Number of establishments" is the number of separate business locations, rather than the number of business companies or organizations, since the Census figures represent information reported separately for each business location or establishment. The establishment count reflects the number of places in business at the end of 1948 excluding administrative and executive offices of multiunit organizations, and "chain store" warehouses.

Sales and receipts.—"1948 sales and receipts" represents sales of merchandise and receipts from repairs and other services to customers. The figures reflect deductions for returned goods and allowances, but not for trade-in allowances; they exclude sales and excise taxes collected from customers and paid directly to any taxing agency.

Proprietors.—"Active proprietors..." represents owners and partners of unincorporated businesses who devoted the major portion of their time to the business in November 1948.

Employment.—"Number of paid employees..." represents all employees on the pay roll for the pay period ending nearest November 15, 1948. "Full workweek" employees, whether regular or seasonal, are those who in the November 15 pay period were paid for working at least the number of hours typically worked in a week by employees of the reporting establishment.



1948 CENSUS OF BUSINESS

RETAIL, WHOLESALE, SERVICE TRADES

U. S. DEPARTMENT OF COMMERCE
BUREAU OF THE CENSUS

PRELIMINARY

For Release April 10, 1950

Release Series BC-1P-39-021

FLORENCE COUNTY, S. C.

Retail, wholesale, and service establishments located in Florence County, South Carolina, showed a substantial expansion in dollar volume of trade from 1939 to 1948 according to preliminary figures from the 1948 Census of Business released today by the Bureau of the Census, U. S. Department of Commerce.

Retail sales in the county during 1948 aggregated \$50.1 million, an increase of 243 percent over the \$14.6 million in 1939, when the preceding Census of Business was taken. Wholesale sales in the county reached a total of \$70.2 million in 1948 as compared with \$17.6 million in 1939. The service trades included in the Census of Business recorded receipts totaling \$2.4 million in 1948 compared with \$0.6 million in 1939.

Employment in the county also rose over the 9-year period between 1939 and 1948 for the above trades. Establishments in these trades reported a combined total of 4,311 paid employees for the workweek ended nearest November 15, 1948. This compared with a total of 2,802 employees reported for the week of November 15, 1939.

These preliminary figures have been derived from a Census report on Florence County, South Carolina, which also includes data for the cities of Florence and Lake City. Final figures, superseding the preliminary data for Florence County, will be included in a Bulletin for the State of South Carolina to be issued in several months. Similar data will be made available this year in preliminary and final form for each of the counties and States. A single copy of the preliminary release for Florence County as well as an order blank for other area releases may be obtained by writing to the Bureau of the Census, Washington 25, D. C.

Table 1.—CENSUS OF BUSINESS PRELIMINARY RESULTS FOR 1948, BY TRADE GROUP
FLORENCE COUNTY, S. C.

Trade group and kind of business	Number of establishments	1948 sales and receipts (Thousand dollars)	Active proprietors of unincorporated businesses Nov. 1948	Paid employees, workweek ended nearest Nov. 15, 1948	
				Total employees ¹	Full workweek employees
RETAIL TRADE, total.....	1,032	50,099	961	3,054	2,386
Food group.....	396	11,401	387	440	283
Eating and drinking places.....	144	1,954	149	317	275
General merchandise grp, general stores.....	40	7,726	16	818	542
Apparel group.....	67	4,581	60	305	215
Furniture-home furnishgs-appliance grp.....	55	3,049	53	160	141
Automotive group.....	42	8,334	25	342	330
Gasoline service stations.....	99	2,993	98	187	157
Lumber-building-hardware group.....	39	3,752	36	159	156
Drug and proprietary stores.....	25	1,197	21	110	102
All other retail stores.....	125	5,112	116	216	185
WHOLESALE TRADE, total.....	112	70,161	85	698	x
Merchant wholesalers.....	46	18,528	30	407	x
Groceries, foods.....	10	8,631	9	207	x
Automotive parts, accessories.....	5	1,034	3	41	x
All other merchant wholesalers.....	31	8,863	18	159	x
Petroleum bulk plants, terminals.....	18	5,993	8	86	x
Agents, brokers (merchandise).....	26	35,033	36	46	x
Other types of wholesalers.....	22	10,607	11	159	x
SELECTED SERVICE TRADES, ^{2/} total.....	203	2,447	197	559	479
Personal services.....	117	1,200	111	402	341
Business services.....	9	134	9	14	13
Automotive repairs and services.....	50	744	51	94	78
Other repair services.....	27	369	26	49	47
AMUSEMENTS.....	27	585	14	96	x

x Not available.

^{1/} Includes employees paid for less than the full workweek.

^{2/} See General Description on last page for changes from the 1939 Census of Business in the coverage of Service Trades.

Table 2.—CENSUS OF BUSINESS PRELIMINARY RESULTS FOR 1948 FOR CITIES OF 2,500 INHABITANTS OR MORE

FLORENCE COUNTY, S. C.

(Data omitted for trade groups where necessary to avoid disclosure)

City and trade group ¹	Number of establishments	1948 sales and receipts (Thousand dollars)	Active proprietors of unincorporated businesses Nov. 1948	Paid employees, workweek ended nearest Nov. 15, 1948	
				Total employees ²	Full workweek employees
Florence:					
Retail trade.....	421	31,053	371	2,052	1,672
Wholesale trade.....	59	27,116	23	521	x
Selected service trades....	112	1,818	108	439	384
Lake City:					
Retail trade.....	163	7,551	141	439	317
Selected service trades....	32	341	33	66	52
Remainder of county:					
Retail trade.....	448	11,495	449	563	397
Wholesale trade.....	53	43,045	62	177	x
Selected service trades....	59	288	56	54	43
Amusements.....	8	103	5	16	x

x Not available.

- 1/ See General Description on this page for changes from the 1939 Census of Business in the coverage of Service Trades.
- 2/ Includes employees paid for less than the full workweek.
- 3/ Includes figures for establishments, other than wholesale, not located in cities of 2,500 inhabitants or more, and wholesale establishments not located in cities of 5,000 inhabitants or more.

GENERAL DESCRIPTION OF PRELIMINARY RELEASES FOR THE 1948 CENSUS OF BUSINESS

This series of releases, of which one is planned for each county in the United States, presents preliminary results of the 1948 Census of Business. The information is based on reports submitted by business establishments for that Census. The figures shown are preliminary, and are subject to revision in the final Census publications, but the changes are expected to be relatively minor with respect to coverage. The final Census figures will be issued in a series of Business Census bulletins which will show additional detailed kind-of-business information for all places where there are a sufficient number of establishments.

The 1948 Census of Business was taken under the provision of the Act of June 19, 1948, which provides that the Business Census be taken for 1948 and for each fifth year thereafter. Previous Business Censuses were taken for the years 1929, 1933, 1935, and 1939.

Scope of the Census.—The 1948 Census of Business covered all establishments in the following trades, as defined by the Standard Industrial Classification Manual, May 1949 issue, of the Executive Office of the President: all retail trades; all wholesale trades; all service trades in the following four groups—personal services, business services, automobile repairs and services, and miscellaneous repair services; hotels; tourist courts and camps; and amusements, including motion picture theaters. Some important services not covered are radio broadcasting and television, medical and health, legal, educational, nonprofit, accounting, and domestic services.

This coverage is similar to that of the 1939 Business Census. However, "custom trades" and "services incidental to transportation," which are no longer included in the standard classification of the service trades, are not covered by the 1948 Census. In a number of localities, these exclusions as well as

other changes in the standard classification may have a considerable effect in comparing 1948 with 1939 data, particularly with respect to establishment count.


Establishment definition.—For Census purposes, a business establishment is defined to include only enterprises conducted from a recognizable place of business, provided that the annual sales were in excess of \$5,000 for a wholesale trade establishment and \$500 for establishments in other trades. A detailed analysis of coverage will be provided in future Censuses of Business publications.

"Number of establishments" is the number of separate business locations, rather than the number of business companies or organizations, since the Census figures represent information reported separately for each business location or establishment. The establishment count reflects the number of places in business at the end of 1948 excluding administrative and executive offices of multiunit organizations, and "chain store" warehouses.

Sales and receipts.—"1948 sales and receipts" represents sales of merchandise and receipts from repairs and other services to customers. The figures reflect deductions for returned goods and allowances, but not for trade-in allowances; they exclude sales and excise taxes collected from customers and paid directly to any taxing agency.

Proprietors.—"Active proprietors..." represents owners and partners of unincorporated businesses who devoted the major portion of their time to the business in November 1948.

Employment.—"Number of paid employees..." represents all employees on the pay roll for the pay period ending nearest November 15, 1948. "Full workweek" employees, whether regular or seasonal, are those who in the November 15 pay period were paid for working at least the number of hours typically worked in a week by employees of the reporting establishment.



1948 CENSUS OF BUSINESS

RETAIL, WHOLESALE, SERVICE TRADES

U. S. DEPARTMENT OF COMMERCE
BUREAU OF THE CENSUS

PRELIMINARY

For Release April 10, 1950

Release Series BC-1P-39-022

GEORGETOWN COUNTY, S. C.

Retail, wholesale, and service establishments located in Georgetown County, South Carolina, showed a substantial expansion in dollar volume of trade from 1939 to 1948 according to preliminary figures from the 1948 Census of Business released today by the Bureau of the Census, U. S. Department of Commerce.

Retail sales in the county during 1948 aggregated \$14.7 million, an increase of 277 percent over the \$3.9 million in 1939, when the preceding Census of Business was taken. Wholesale sales in the county reached a total of \$3.3 million in 1948 as compared with \$1.2 million in 1939. The service trades included in the Census of Business recorded receipts totaling \$529,000 in 1948 compared with \$109,000 in 1939.

Employment in the county also rose over the 9-year period between 1939 and 1948 for the above trades. Establishments in these trades reported a combined total of 971 paid employees for the workweek ended nearest November 15, 1948. This compared with a total of 539 employees reported for the week of November 15, 1939.

These preliminary figures have been derived from a Census report on Georgetown County, South Carolina, which also includes data for the city of Georgetown. Final figures, superseding the preliminary data for Georgetown County, will be included in a Bulletin for the State of South Carolina to be issued in several months. Similar data will be made available this year in preliminary and final form for each of the counties and States. A single copy of the preliminary release for Georgetown County as well as an order blank for other area releases may be obtained by writing to the Bureau of the Census, Washington 25, D. C.

Table 1.—CENSUS OF BUSINESS PRELIMINARY RESULTS FOR 1948, BY TRADE GROUP

GEORGETOWN COUNTY, S. C.

Trade group and kind of business	Number of establishments	1948 sales and receipts (Thousand dollars)	Active proprietors of unincorporated businesses Nov. 1948	Paid employees, workweek ended nearest Nov. 15, 1948	
				Total employees ¹	Full workweek employees
RETAIL TRADE, total.....	348	14,723	311	762	578
Food group.....	142	4,345	137	152	89
Eating and drinking places.....	49	432	41	58	43
General merchandise grp, general stores	20	1,283	18	123	77
Apparel group.....	14	815	9	46	32
Furniture-home furnishgs-appliance grp	14	770	8	47	47
Automotive group.....	19	3,108	12	116	110
Gasoline service stations.....	33	957	33	65	56
Lumber-building-hardware group.....	10	1,100	8	61	43
Drug and proprietary stores.....	8	465	8	40	35
All other retail stores.....	39	1,448	37	54	46
WHOLESALE TRADE.....	18	3,273	8	75	x
SELECTED SERVICE TRADES, ² /total.....	62	529	58	134	123
Personal services.....	40	385	36	114	105
All other service trades.....	22	144	22	20	18
HOTELS.....	8	167	9	38	38

x Not available.

¹/ Includes employees paid for less than the full workweek.

²/ See General Description on last page for changes from the 1939 Census of Business in the coverage of Service Trades.

Table 2.—CENSUS OF BUSINESS PRELIMINARY RESULTS FOR 1948 FOR CITIES OF 2,500 INHABITANTS OR MORE

GEORGETOWN COUNTY, S. C.

(Data omitted for trade groups where necessary to avoid disclosure)

City and trade group ¹	Number of establishments	1948 sales and receipts (Thousand dollars)	Active proprietors of unincorporated businesses Nov. 1948	Paid employees, workweek ended nearest Nov. 15, 1948	
				Total employees ²	Full workweek employees
Georgetown:					
Retail trade.....	146	10,384	126	548	439
Wholesale trade.....	11	2,471	2	52	x
Selected service trades.	39	386	36	102	93
Remainder of county:					
Retail trade.....	202	4,339	185	214	139
Wholesale trade.....	7	802	6	23	x
Selected service trade..	23	143	22	32	30

x Not available.

1/ See General Description on this page for changes from the 1939 Census of Business in the coverage of Service Trades.

2/ Includes employees paid for less than the full workweek.

GENERAL DESCRIPTION OF PRELIMINARY RELEASES FOR THE 1948 CENSUS OF BUSINESS

This series of releases, of which one is planned for each county in the United States, presents preliminary results of the 1948 Census of Business. The information is based on reports submitted by business establishments for that Census. The figures shown are preliminary, and are subject to revision in the final Census publications, but the changes are expected to be relatively minor with respect to coverage. The final Census figures will be issued in a series of Business Census bulletins which will show additional detailed kind-of-business information for all places where there are a sufficient number of establishments.

The 1948 Census of Business was taken under the provision of the Act of June 19, 1948, which provides that the Business Census be taken for 1948 and for each fifth year thereafter. Previous Business Censuses were taken for the years 1929, 1933, 1935, and 1939.

Scope of the Census.—The 1948 Census of Business covered all establishments in the following trades, as defined by the Standard Industrial Classification Manual, May 1949 issue, of the Executive Office of the President: all retail trades; all wholesale trades; all service trades in the following four groups—personal services, business services, automobile repairs and services, and miscellaneous repair services; hotels; tourist courts and camps; and amusements, including motion picture theaters. Some important services not covered are radio broadcasting and television, medical and health, legal, educational, nonprofit, accounting, and domestic services.

This coverage is similar to that of the 1939 Business Census. However, "custom trades" and "services incidental to transportation," which are no longer included in the standard classification of the service trades, are not covered by the 1948 Census. In a number of localities, these exclusions as well as other changes in the standard classification may have

a considerable effect in comparing 1948 with 1939 data, particularly with respect to establishment count.

Establishment definition.—For Census purposes, a business establishment is defined to include only enterprises conducted from a recognizable place of business, provided that the annual sales were in excess of \$5,000 for a wholesale trade establishment and \$500 for establishments in other trades. A detailed analysis of coverage will be provided in future Census of Business publications.

"Number of establishments" is the number of separate business locations, rather than the number of business companies or organizations, since the Census figures represent information reported separately for each business location or establishment. The establishment count reflects the number of places in business at the end of 1948 excluding administrative and executive offices of multiunit organizations, and "chain store" warehouses.

Sales and receipts.—"1948 sales and receipts" represents sales of merchandise and receipts from repairs and other services to customers. The figures reflect deductions for returned goods and allowances, but not for trade-in allowances; they exclude sales and excise taxes collected from customers and paid directly to any taxing agency.

Proprietors.—"Active proprietors..." represents owners and partners of unincorporated businesses who devoted the major portion of their time to the business in November 1948.

Employment.—"Number of paid employees..." represents all employees on the pay roll for the pay period ending nearest November 15, 1948. "Full workweek" employees, whether regular or seasonal, are those who in the November 15 pay period were paid for working at least the number of hours typically worked in a week by employees of the reporting establishment.

1948 CENSUS OF BUSINESS

RETAIL, WHOLESALE, SERVICE TRADES

U. S. DEPARTMENT OF COMMERCE
BUREAU OF THE CENSUS

PRELIMINARY

For Release May 1, 1950

Release Series BC-1P-39-023

GREENVILLE COUNTY, S. C.

Retail, wholesale, and service establishments located in Greenville County, South Carolina, showed a substantial expansion in dollar volume of trade from 1939 to 1948 according to preliminary figures from the 1948 Census of Business released today by the Bureau of the Census, U. S. Department of Commerce.

Retail sales in the county during 1948 aggregated \$132.5 million, an increase of 251 percent over the \$37.7 million sales in 1939, when the preceding Census of Business was taken. Wholesale sales volume in the county showed a 199 percent rise over the same period, reaching a total of \$176.0 million in 1948 as compared with \$58.9 million in 1939. The service trades included in the Census of Business reported receipts totaling \$8.4 million in 1948 compared with \$2.0 million in 1939.

Employment in the county also rose over the 9-year period between 1939 and 1948 for the trades covered by the Census of Business. Retail trade establishments reported 7,567 paid employees for the workweek ended nearest November 15, 1948. Of these, 5,971 worked the full week, and the remainder part of the week. The comparable total and full workweek figures for 1939 were 5,569 and 4,152. Wholesale trade establishments reported a total of 1,993 full- and part-week employees for the week of November 15, 1948, compared with 1,070 for the same week in 1939. For the selected service trades, November 15, 1948, paid employees numbered 2,052; the comparable figure for 1939, adjusted for change in scope between the two Censuses, was 1,101.

These preliminary figures have been derived from a Census report on Greenville County, South Carolina. The report also contains data for the city of Greenville and the part of the city of Greer located in Greenville County.

Final figures, superseding the preliminary data for Greenville County, will be included in a Bulletin for the State of South Carolina to be issued in several months. Similar data will be made available this year in preliminary and final form for each of the counties and States. A single copy of the preliminary release for Greenville County as well as an order blank for other area releases may be obtained by writing to the Bureau of the Census, Washington 25, D. C.

Table 1.—CENSUS OF BUSINESS PRELIMINARY RESULTS FOR 1948, BY TRADE GROUP
GREENVILLE COUNTY, S. C.

Trade group and kind of business	Number of establishments	1948 sales and receipts (Thousand dollars)	Active proprietors of unincorporated businesses Nov. 1948	Paid employees, workweek ended nearest Nov. 15, 1948	
				Total employees ¹	Full workweek employees
RETAIL TRADE, total.....	1,494	132,545	1,292	7,567	5,971
Food group.....	489	28,122	451	1,150	806
Eating and drinking places.....	210	5,671	218	737	617
General merchandise grp, general stores.....	63	19,214	29	2,018	1,407
Apparel group.....	77	9,339	40	543	373
Furniture-home furnishgs-appliance grp.....	82	9,422	55	562	539
Automotive group.....	104	24,661	85	669	641
Gasoline service stations.....	184	6,803	182	390	294
Lumber-building-hardware group.....	57	13,406	36	699	633
Drug and proprietary stores.....	50	4,220	40	282	250
All other retail stores.....	178	11,687	156	517	411
WHOLESALE TRADE, total.....	216	176,021	100	1,993	x
Merchant wholesalers, total.....	128	65,082	63	1,353	x
Groceries, foods.....	30	16,601	19	398	x
Hardware, elec'l, plum'g and heating.....	19	15,679	6	257	x
Mach'y, equip't, industrial supplies..	17	4,133	7	155	x
Automotive parts, accessories.....	13	2,761	7	189	x
All other merchant wholesalers.....	49	25,908	24	354	x
Manufact'rs, sales branches, offices...	37	32,169	-	405	x
Agents, brokers (merchandise).....	32	57,330	24	92	x
Other types of wholesale.....	19	21,440	13	143	x
SELECTED SERVICE TRADES, ^{2/} total.....	486	8,377	466	2,052	1,863
Personal services.....	283	5,400	264	1,599	1,465
Business services.....	19	609	14	94	73
Automotive repairs and services.....	125	1,615	132	254	229
Other repair services.....	59	753	56	105	96
TOURIST COURTS AND CAMPS.....	12	91	15	11	10
AMUSEMENTS.....	33	1,114	26	160	x

x Not available.

^{1/} Includes employees paid for less than the full workweek.

^{2/} See General Description on last page for changes from the 1939 Census of Business in the coverage of Service Trades.

Table 2.—CENSUS OF BUSINESS PRELIMINARY RESULTS FOR 1948 FOR CITIES OF 2,500 INHABITANTS OR MORE
GREENVILLE COUNTY, S. C.

(Data omitted for trade groups where necessary to avoid disclosure)

City and trade group ¹	Number of establishments	1948 sales and receipts (Thousand dollars)	Active proprietors of unincorporated businesses Nov. 1948	Paid employees, workweek ended nearest Nov. 15, 1948	
				Total employees ²	Full workweek employees
Greenville:					
Retail trade.....	714	89,280	569	5,315	4,267
Wholesale trade.....	174	159,590	74	1,743	x
Selected service trades....	260	5,544	243	1,383	1,259
Greer: (part)					
Retail trade.....	106	10,039	88	692	524
Selected service trades....	37	490	30	115	93
Remainder of county: 3/					
Retail trade.....	674	33,226	635	1,560	1,180
Wholesale trade.....	42	16,431	26	250	x
Selected service trades....	189	2,343	193	554	511
Tourist courts and camps...	12	91	15	11	10

1 Not available.

2 See General Description on this page for changes from the 1939 Census of Business in the coverage of Service Trades.

3 Includes employees paid for less than the full workweek.

4 Includes figures for establishments, other than wholesale, not located in cities of 2,500 inhabitants or more, and wholesale establishments not located in cities of 5,000 inhabitants or more.

GENERAL DESCRIPTION OF PRELIMINARY RELEASES FOR THE 1948 CENSUS OF BUSINESS

This series of releases, of which one is planned for each county in the United States, presents preliminary results of the 1948 Census of Business. The information is based on reports submitted by business establishments for that Census. The figures shown are preliminary, and are subject to revision in the final Census publications, but the changes are expected to be relatively minor with respect to coverage. The final Census figures will be issued in a series of Business Census bulletins which will show additional detailed kind-of-business information for all places where there are a sufficient number of establishments.

The 1948 Census of Business was taken under the provision of the Act of June 19, 1948, which provides that the Business Census be taken for 1948 and for each fifth year thereafter. Previous Business Censuses were taken for the years 1929, 1933, 1935, and 1939.

Scope of the Census.—The 1948 Census of Business covered 1 establishments in the following trades, as defined by the Standard Industrial Classification Manual, May 1949 issue, of the Executive Office of the President: all retail trades; all wholesale trades; all service trades in the following four groups—personal services, business services, automobile repairs and services, and miscellaneous repair services; hotels; tourist courts and camps; and amusements, including motion picture theaters. Some important services not covered are radio broadcasting and television, medical and health, legal, educational, nonprofit, accounting, and domestic services.

This coverage is similar to that of the 1939 Business Census, however, "custom trades" and "services incidental to transportation," which are no longer included in the standard classification of the service trades, are not covered by the 1948 Census. In a number of localities, these exclusions as well as

other changes in the standard classification may have a considerable effect in comparing 1948 with 1939 data, particularly with respect to establishment count.


Establishment definition.—For Census purposes, a business establishment is defined to include only enterprises conducted from a recognizable place of business, provided that the annual sales were in excess of \$5,000 for a wholesale trade establishment and \$500 for establishments in other trades. A detailed analysis of coverage will be provided in future Censuses of Business publications.

"Number of establishments" is the number of separate business locations, rather than the number of business companies or organizations, since the Census figures represent information reported separately for each business location or establishment. The establishment count reflects the number of places in business at the end of 1948 excluding administrative and executive offices of multiunit organizations, and "chain store" warehouses.

Sales and receipts.—"1948 sales and receipts" represents sales of merchandise and receipts from repairs and other services to customers. The figures reflect deductions for returned goods and allowances, but not for trade-in allowances; they exclude sales and excise taxes collected from customers and paid directly to any taxing agency.

Proprietors.—"Active proprietors..." represents owners and partners of unincorporated businesses who devoted the major portion of their time to the business in November 1948.

Employment.—"Number of paid employees..." represents all employees on the pay roll for the pay period ending nearest November 15, 1948. "Full workweek" employees, whether regular or seasonal, are those who in the November 15 pay period were paid for working at least the number of hours typically worked in a week by employees of the reporting establishment.



1948 CENSUS OF BUSINESS

RETAIL, WHOLESALE, SERVICE TRADES

U. S. DEPARTMENT OF COMMERCE
BUREAU OF THE CENSUS

PRELIMINARY

For Release April 12, 1950

Release Series BC-1P-39-024

GREENWOOD COUNTY, S. C.

Retail, wholesale, and service establishments located in Greenwood County, South Carolina, showed a substantial expansion in dollar volume of trade from 1939 to 1948 according to preliminary figures from the 1948 Census of Business released today by the Bureau of the Census, U. S. Department of Commerce.

Retail sales in the county during 1948 aggregated \$30.7 million, an increase of 241 percent over the \$9.0 million in 1939, when the preceding Census of Business was taken. Wholesale sales in the county reached a total of \$7.6 million in 1948 as compared with \$3.1 million in 1939. The service trades included in the Census of Business recorded receipts totaling \$1.4 million in 1948 compared with \$0.3 million in 1939.

Employment in the county also rose over the 9-year period between 1939 and 1948 for the above trades. Establishments in these trades reported a combined total of 2,152 paid employees for the workweek ended nearest November 15, 1948. This compared with a total of 1,676 employees reported for the week of November 15, 1939.

These preliminary figures have been derived from a Census report on Greenwood County, South Carolina, which also includes data for the city of Greenwood. Final figures, superseding the preliminary data for Greenwood County, will be included in a Bulletin for the State of South Carolina to be issued in several months. Similar data will be made available this year in preliminary and final form for each of the counties and States. A single copy of the preliminary release for Greenwood County as well as an order blank for other area releases may be obtained by writing to the Bureau of the Census, Washington 25, D. C.

Table 1.—CENSUS OF BUSINESS PRELIMINARY RESULTS FOR 1948, BY TRADE GROUP

GREENWOOD COUNTY, S. C.

Trade group and kind of business	Number of establishments	1948 sales and receipts (Thousand dollars)	Active proprietors of unincorporated businesses Nov. 1948	Paid employees, workweek ended nearest Nov. 15, 1948	
				Total employees ¹	Full workweek employees
RETAIL TRADE, total.....	471	30,672	406	1,671	1,338
Food group.....	151	7,150	136	296	205
Eating and drinking places.....	62	1,251	65	151	127
General merchandise grp, general stores.....	23	4,214	13	350	225
Apparel group.....	25	1,838	18	118	80
Furniture-home furnishings-appliance grp.....	26	2,310	18	121	115
Automotive group.....	26	5,457	20	165	164
Gasoline service stations.....	71	1,790	68	100	82
Lumber-building-hardware group.....	14	2,991	7	171	165
Drug and proprietary stores.....	14	1,109	14	83	73
All other retail stores.....	59	2,562	47	116	102
WHOLESALE TRADE, total.....	26	7,555	19	139	x
Merchant wholesalers.....	15	4,076	10	94	x
Other types of wholesalers.....	11	3,479	9	45	x
SELECTED SERVICE TRADES, ² /total.....	125	1,395	130	342	310
Personal services.....	75	927	75	289	257
All other service trades.....	50	468	55	53	53

x Not available.

1/ Includes employees paid for less than the full workweek.

2/ See General Description on last page for changes from the 1939 Census of Business in the coverage of Service Trades.

Table 2.—CENSUS OF BUSINESS PRELIMINARY RESULTS FOR 1948 FOR CITIES OF 2,500 INHABITANTS OR MORE

GREENWOOD COUNTY, S. C.

(Data omitted for trade groups where necessary to avoid disclosure)

City and trade group ¹	Number of establishments	1948 sales and receipts (Thousand dollars)	Active proprietors of unincorporated businesses Nov. 1948	Paid employees, workweek ended nearest Nov. 15, 1948	
				Total employees ²	Full workweek employees
Greenwood:					
Retail trade.....	240	22,502	187	1,255	1,015
Wholesale trade.....	16	4,651	12	80	x
Selected service trades...	84	829	88	201	181
Remainder of county:					
Retail trade.....	231	8,170	219	416	323
Wholesale trade.....	10	2,904	7	59	x
Selected service trades...	41	566	42	141	129

x Not available.

1/ See General Description on this page for changes from the 1939 Census of Business in the coverage of Service Trades.

2/ Includes employees paid for less than the full workweek.

GENERAL DESCRIPTION OF PRELIMINARY RELEASES FOR THE 1948 CENSUS OF BUSINESS

This series of releases, of which one is planned for each county in the United States, presents preliminary results of the 1948 Census of Business. The information is based on reports submitted by business establishments for that Census. The figures shown are preliminary, and are subject to revision in the final Census publications, but the changes are expected to be relatively minor with respect to coverage. The final Census figures will be issued in a series of Business Census bulletins which will show additional detailed kind-of-business information for all places where there are a sufficient number of establishments.

The 1948 Census of Business was taken under the provision of the Act of June 19, 1948, which provides that the Business Census be taken for 1948 and for each fifth year thereafter. Previous Business Censuses were taken for the years 1929, 1933, 1935, and 1939.

Scope of the Census.—The 1948 Census of Business covered all establishments in the following trades, as defined by the Standard Industrial Classification Manual, May 1949 issue, of the Executive Office of the President: all retail trades; all wholesale trades; all service trades in the following four groups—personal services, business services, automobile repairs and services, and miscellaneous repair services; hotels; tourist courts and camps; and amusements, including motion picture theaters. Some important services not covered are radio broadcasting and television, medical and health, legal, educational, nonprofit, accounting, and domestic services.

This coverage is similar to that of the 1939 Business Census. However, "custom trades" and "services incidental to transportation," which are no longer included in the standard classification of the service trades, are not covered by the 1948 Census. In a number of localities, these exclusions as well as

other changes in the standard classification may have a considerable effect in comparing 1948 with 1939 data, particularly with respect to establishment count.

Establishment definition.—For Census purposes, a business establishment is defined to include only enterprises conducted from a recognizable place of business, provided that the annual sales were in excess of \$5,000 for a wholesale trade establishment and \$500 for establishments in other trades. A detailed analysis of coverage will be provided in future Census of Business publications.

"Number of establishments" is the number of separate business locations, rather than the number of business companies or organizations, since the Census figures represent information reported separately for each business location or establishment. The establishment count reflects the number of places in business at the end of 1948 excluding administrative and executive offices of multiunit organizations, and "chain store" warehouses.

Sales and receipts.—"1948 sales and receipts" represents sales of merchandise and receipts from repairs and other services to customers. The figures reflect deductions for returned goods and allowances, but not for trade-in allowances; they exclude sales and excise taxes collected from customers and paid directly to any taxing agency.

Proprietors.—"Active proprietors..." represents owners and partners of unincorporated businesses who devoted the major portion of their time to the business in November 1948.

Employment.—"Number of paid employees..." represents all employees on the pay roll for the pay period ending nearest November 15, 1948. "Full workweek" employees, whether regular or seasonal, are those who in the November 15 pay period were paid for working at least the number of hours typically worked in a week by employees of the reporting establishment.

1948 CENSUS OF BUSINESS

RETAIL, WHOLESALE, SERVICE TRADES

U. S. DEPARTMENT OF COMMERCE
BUREAU OF THE CENSUS

PRELIMINARY

For Release April 3, 1950

Release Series BC-1P-39-025

HAMPTON COUNTY, S. C.

Retail, wholesale, and service establishments located in Hampton County, South Carolina, showed a substantial expansion in dollar volume of trade from 1939 to 1948 according to preliminary figures from the 1948 Census of Business released today by the Bureau of the Census, U. S. Department of Commerce.

Retail sales in the county during 1948 aggregated \$5.9 million, an increase of 321 percent over the \$1.4 million in 1939, when the preceding Census of Business was taken. Wholesale sales in the county reached a total of \$2.1 million in 1948 as compared with \$0.9 million in 1939. The service trades included in the Census of Business recorded receipts totaling \$358,000 in 1948 compared with \$57,000 in 1939.

Employment in the county also rose over the 9-year period between 1939 and 1948 for the above trades. Establishments in these trades reported a combined total of 418 paid employees for the workweek ended nearest November 15, 1948. This compared with a total of 207 employees reported for the week of November 15, 1939.

These preliminary figures have been derived from a Census report on Hampton County, South Carolina. Final figures, superseding the preliminary data for Hampton County, will be included in a Bulletin for the State of South Carolina to be issued in several months. Similar data will be made available this year in preliminary and final form for each of the counties and States. A single copy of the preliminary release for Hampton County as well as an order blank for other area releases may be obtained by writing to the Bureau of the Census, Washington 25, D. C.

Table 1.—CENSUS OF BUSINESS PRELIMINARY RESULTS FOR 1948, BY TRADE GROUP

HAMPTON COUNTY, S. C.

Trade group and kind of business	Number of establishments	1948 sales and receipts (Thousand dollars)	Active proprietors of unincorporated businesses Nov. 1948	Paid employees, workweek ended nearest Nov. 15, 1948	
				Total employees ¹	Full workweek employees
RETAIL TRADE, total.....	211	5,878	182	285	220
Food group.....	66	1,401	57	50	33
Eating and drinking places.....	23	143	21	15	8
General merchandise grp, general stores	36	1,009	28	66	40
Apparel group.....	6	87	5	5	2
Furniture-home furnishings-appliance grp	10	266	11	11	10
Automotive group.....	10	1,389	11	66	65
Gasoline service stations.....	28	333	27	19	15
Lumber-building-hardware group.....	8	641	4	28	28
Drug and proprietary stores.....	6	198	5	14	10
All other retail stores.....	18	411	13	11	9
WHOLESALE TRADE.....	11	2,077	10	42	x
SELECTED SERVICE TRADES, ² /total.....	37	358	37	91	79
Personal services.....	22	208	21	74	65
All other service trades.....	15	150	16	17	14

x Not available.

1/ Includes employees paid for less than the full workweek.

2/ See General Description on last page for changes from the 1939 Census of Business in the coverage of Service Trades.

GENERAL DESCRIPTION OF PRELIMINARY RELEASES FOR THE
1948 CENSUS OF BUSINESS

This series of releases, of which one is planned for each county in the United States, presents preliminary results of the 1948 Census of Business. The information is based on reports submitted by business establishments for that Census. The figures shown are preliminary, and are subject to revision in the final Census publications, but the changes are expected to be relatively minor with respect to coverage. The final Census figures will be issued in a series of Business Census bulletins which will show additional detailed kind-of-business information for all places where there are a sufficient number of establishments.

The 1948 Census of Business was taken under the provision of the Act of June 19, 1948, which provides that the Business Census be taken for 1948 and for each fifth year thereafter. Previous Business Censuses were taken for the years 1929, 1933, 1935, and 1939.

Scope of the Census.—The 1948 Census of Business covered all establishments in the following trades, as defined by the Standard Industrial Classification Manual, May 1949 issue, of the Executive Office of the President: all retail trades; all wholesale trades; all service trades in the following four groups—personal services, business services, automobile repairs and services, and miscellaneous repair services; hotels; tourist courts and camps; and amusements, including motion picture theaters. Some important services not covered are radio broadcasting and television, medical and health, legal, educational, nonprofit, accounting, and domestic services.

This coverage is similar to that of the 1939 Business Census. However, "custom trades" and "services incidental to transportation," which are no longer included in the standard classification of the service trades, are not covered by the 1948 Census. In a number of localities, these exclusions as well as other changes in the standard classification may have a considerable effect in comparing

1948 with 1939 data, particularly with respect to establishment count.

Establishment definition.—For Census purposes, a business establishment is defined to include only enterprises conducted from a recognizable place of business, provided that the annual sales were in excess of \$5,000 for a wholesale trade establishment and \$500 for establishments in other trades. A detailed analysis of coverage will be provided in future Census of Business publications.

"Number of establishments" is the number of separate business locations, rather than the number of business companies or organizations, since the Census figures represent information reported separately for each business location or establishment. The establishment count reflects the number of places in business at the end of 1948 excluding administrative and executive offices of multiunit organizations, and "chain store" warehouses.

Sales and receipts.—"1948 sales and receipts" represents sales of merchandise and receipts from repairs and other services to customers. The figures reflect deductions for returned goods and allowances, but not for trade-in allowances; they exclude sales and excise taxes collected from customers and paid directly to any taxing agency.

Proprietors.—"Active proprietors..." represents owners and partners of unincorporated businesses who devoted the major portion of their time to the business in November 1948.

Employment.—"Number of paid employees..." represents all employees on the pay roll for the pay period ending nearest November 15, 1948. "Full workweek" employees, whether regular or seasonal, are those who in the November 15 pay period were paid for working at least the number of hours typically worked in a week by employees of the reporting establishment.

1948 CENSUS OF BUSINESS

RETAIL, WHOLESALE, SERVICE TRADES

U. S. DEPARTMENT OF COMMERCE
BUREAU OF THE CENSUS

PRELIMINARY

For Release April 12, 1950

Release Series BC-1P-39-026

HORRY COUNTY, S. C.

Retail, wholesale, and service establishments located in Horry County, South Carolina, showed a substantial expansion in dollar volume of trade from 1939 to 1948 according to preliminary figures from the 1948 Census of Business released today by the Bureau of the Census, U. S. Department of Commerce.

Retail sales in the county during 1948 aggregated \$28.7 million, an increase of 250 percent over the \$8.2 million in 1939, when the preceding Census of Business was taken. Wholesale sales in the county reached a total of \$18.0 million in 1948 as compared with \$3.1 million in 1939. The service trades included in the Census of Business recorded receipts totaling \$1.1 million in 1948 compared with \$0.2 million in 1939.

Employment in the county also rose over the 9-year period between 1939 and 1948 for the above trades. Establishments in these trades reported a combined total of 1,741 paid employees for the workweek ended nearest November 15, 1948. This compared with a total of 894 employees reported for the week of November 15, 1939.

These preliminary figures have been derived from a Census report on Horry County, South Carolina, which also includes data for the city of Conway. Final figures, superseding the preliminary data for Horry County, will be included in a Bulletin for the State of South Carolina to be issued in several months. Similar data will be made available this year in preliminary and final form for each of the counties and States. A single copy of the preliminary release for Horry County as well as an order blank for other area releases may be obtained by writing to the Bureau of the Census, Washington 25, D. C.

Table 1.—CENSUS OF BUSINESS PRELIMINARY RESULTS FOR 1948, BY TRADE GROUP
HORRY COUNTY, S. C.

Trade group and kind of business	Number of establishments	1948 sales and receipts (Thousand dollars)	Active proprietors of unincorporated businesses Nov. 1948	Paid employees, workweek ended nearest Nov. 15, 1948	
				Total employees ¹	Full workweek employees
RETAIL TRADE, total.....	686	28,695	641	1,290	1,041
Food group.....	262	6,148	255	140	106
Eating and drinking places.....	117	1,400	107	123	100
General merchandise grp, general stores	35	5,322	28	325	203
Apparel group.....	23	1,472	23	81	64
Furniture-home furnishgs-appliance grp	23	1,371	23	68	66
Automotive group.....	29	5,127	24	200	195
Gasoline service stations.....	87	1,668	91	80	53
Lumber-building-hardware group.....	16	1,980	5	101	101
Drug and proprietary stores.....	17	1,082	14	93	90
All other retail stores.....	77	3,125	71	79	63
WHOLESALE TRADE, total.....	41	18,011	28	232	x
Merchant wholesalers.....	15	4,927	11	157	x
Other type of wholesalers.....	26	13,084	17	75	x
SELECTED SERVICE TRADES, ² /total.....	100	1,146	100	219	181
Personal services.....	65	720	64	177	142
All other service trades.....	35	426	36	42	39
HOTELS.....	49	1,418	45	69	66
TOURIST COURTS AND CAMPS.....	32	353	31	39	38
AMUSEMENTS.....	25	489	18	35	x

x Not available.

¹/ Includes employees paid for less than the full workweek.

²/ See General Description on last page for changes from the 1939 Census of Business in the coverage of Service Trades.

Table 2.—CENSUS OF BUSINESS PRELIMINARY RESULTS FOR 1948 FOR CITIES OF 2,500 INHABITANTS OR MORE

HORRY COUNTY, S. C.

(Data omitted for trade groups where necessary to avoid disclosure)

City and trade group ¹	Number of establishments	1948 sales and receipts (Thousand dollars)	Active proprietors of unincorporated businesses Nov. 1948	Paid employees, workweek ended nearest Nov. 15, 1948	
				Total employees ²	Full workweek employees
Conway:					
Retail trade.....	148	13,726	132	737	583
Wholesale trade.....	19	11,629	9	151	x
Selected service trades...	41	404	45	107	100
Remainder of county:					
Retail trade.....	538	14,969	509	553	458
Wholesale trade.....	22	6,382	19	81	x
Selected service trades...	59	742	55	112	81
Tourist courts and camps..	32	353	31	39	38

x Not available.

1/ See General Description on this page for changes from the 1939 Census of Business in the coverage of Service Trades.

2/ Includes employees paid for less than the full workweek.

GENERAL DESCRIPTION OF PRELIMINARY RELEASES FOR THE 1948 CENSUS OF BUSINESS

This series of releases, of which one is planned for each county in the United States, presents preliminary results of the 1948 Census of Business. The information is based on reports submitted by business establishments for that Census. The figures shown are preliminary, and are subject to revision in the final Census publications, but the changes are expected to be relatively minor with respect to coverage. The final Census figures will be issued in a series of Business Census bulletins which will show additional detailed kind-of-business information for all places where there are a sufficient number of establishments.

The 1948 Census of Business was taken under the provision of the Act of June 19, 1948, which provides that the Business Census be taken for 1948 and for each fifth year thereafter. Previous Business Censuses were taken for the years 1929, 1933, 1935, and 1939.

Scope of the Census.—The 1948 Census of Business covered all establishments in the following trades, as defined by the Standard Industrial Classification Manual, May 1949 issue, of the Executive Office of the President: all retail trades; all wholesale trades; all service trades in the following four groups—personal services, business services, automobile repairs and services, and miscellaneous repair services; hotels; tourist courts and camps; and amusements, including motion picture theaters. Some important services not covered are radio broadcasting and television, medical and health, legal, educational, nonprofit, accounting, and domestic services.

This coverage is similar to that of the 1939 Business Census. However, "custom trades" and "services incidental to transportation," which are no longer included in the standard classification of the service trades, are not covered by the 1948 Census. In a number of localities, these exclusions as well as

other changes in the standard classification may have a considerable effect in comparing 1948 with 1939 data, particularly with respect to establishment count.

Establishment definition.—For Census purposes, a business establishment is defined to include only enterprises conducted from a recognizable place of business, provided that the annual sales were in excess of \$5,000 for a wholesale trade establishment and \$500 for establishments in other trades. A detailed analysis of coverage will be provided in future Census of Business publications.

"Number of establishments" is the number of separate business locations, rather than the number of business companies or organizations, since the Census figures represent information reported separately for each business location or establishment. The establishment count reflects the number of places in business at the end of 1948 excluding administrative and executive offices of multiunit organizations, and "chain store" warehouses.

Sales and receipts.—"1948 sales and receipts" represents sales of merchandise and receipts from repairs and other services to customers. The figures reflect deductions for returned goods and allowances, but not for trade-in allowances; they exclude sales and excise taxes collected from customers and paid directly to any taxing agency.

Proprietors.—"Active proprietors..." represents owners and partners of unincorporated businesses who devoted the major portion of their time to the business in November 1948.

Employment.—"Number of paid employees..." represents all employees on the pay roll for the pay period ending nearest November 15, 1948. "Full workweek" employees, whether regular or seasonal, are those who in the November 15 pay period were paid for working at least the number of hours typically worked in a week by employees of the reporting establishment.

1948 CENSUS OF BUSINESS

RETAIL, WHOLESALE, SERVICE TRADES

U. S. DEPARTMENT OF COMMERCE
BUREAU OF THE CENSUS

PRELIMINARY

For Release ~~May 15, 1950~~

Release Series BC-1P-39-027

JASPER COUNTY, S. C.

Retail and service establishments located in Jasper County, South Carolina, showed a substantial expansion in dollar volume of trade from 1939 to 1948 according to preliminary figures from the 1948 Census of Business released today by the Bureau of the Census, U. S. Department of Commerce.

Retail sales in the county during 1948 aggregated \$3.5 million, an increase of 483 percent over the \$0.6 million in 1939, when the preceding Census of Business was taken. The service trades included in the Census of Business recorded receipts totaling \$109,000 in 1948 compared with \$4,000 in 1939.

Employment in the county also rose over the 9-year period between 1939 and 1948 for the above trades. Establishments in these trades reported a combined total of 159 paid employees for the workweek ended nearest November 15, 1948. This compared with a total of 54 employees reported for the week of November 15, 1939.

These preliminary figures have been derived from a Census report on Jasper County, South Carolina. Final figures, superseding the preliminary data for Jasper County, will be included in a Bulletin for the State of South Carolina to be issued in several months. Similar data will be made available this year in preliminary and final form for each of the counties and States. A single copy of the preliminary release for Jasper County as well as an order blank for other area releases may be obtained by writing to the Bureau of the Census, Washington 25, D. C.

Table 1.—CENSUS OF BUSINESS PRELIMINARY RESULTS FOR 1948, BY TRADE GROUP
JASPER COUNTY, S. C.

Trade group and kind of business	Number of establishments	1948 sales and receipts (Thousand dollars)	Active proprietors of unincorporated businesses Nov. 1948	Paid employees, workweek ended nearest Nov. 15, 1948	
				Total employees ¹	Full workweek employees
RETAIL TRADE, total.....	113	3,543	90	143	117
Food group.....	39	779	27	29	14
Eating and drinking places.....	13	138	11	19	15
Gasoline service stations.....	16	350	15	11	11
All other retail stores.....	45	2,276	37	84	77
SELECTED SERVICE TRADES, ^{2/} total..	17	109	18	16	16
Personal services.....	12	81	12	13	13
All other service trades.....	5	28	6	3	3

^{1/} Includes employees paid for less than the full workweek.

^{2/} See General Description on last page for changes from the 1939 Census of Business in the coverage of Service Trades.

GENERAL DESCRIPTION OF PRELIMINARY RELEASES FOR THE 1948 CENSUS OF BUSINESS

This series of releases, of which one is planned for each county in the United States, presents preliminary results of the 1948 Census of Business. The information is based on reports submitted by business establishments for that Census. The figures shown are preliminary, and are subject to revision in the final Census publications, but the changes are expected to be relatively minor with respect to coverage. The final Census figures will be issued in a series of Business Census bulletins which will show additional detailed kind-of-business information for all places where there are a sufficient number of establishments.

The 1948 Census of Business was taken under the provision of the Act of June 19, 1948, which provides that the Business Census be taken for 1948 and for each fifth year thereafter. Previous Business Censuses were taken for the years 1929, 1933, 1935, and 1939.

Scope of the Census.—The 1948 Census of Business covered all establishments in the following trades, as defined by the Standard Industrial Classification Manual, May 1949 issue, of the Executive Office of the President: all retail trades; all wholesale trades; all service trades in the following four groups—personal services, business services, automobile repairs and services, and miscellaneous repair services; hotels; tourist courts and camps; and amusements, including motion picture theaters. Some important services not covered are radio broadcasting and television, medical and health, legal, educational, nonprofit, accounting, and domestic services.

This coverage is similar to that of the 1939 Business Census. However, "custom trades" and "services incidental to transportation," which are no longer included in the standard classification of the service trades, are not covered by the 1948 Census. In a number of localities, these exclusions as well as other changes in the standard classification may have a considerable effect in comparing

1948 with 1939 data, particularly with respect to establishment count.

Establishment definition.—For Census purposes, a business establishment is defined to include only enterprises conducted from a recognizable place of business, provided that the annual sales were in excess of \$5,000 for a wholesale trade establishment and \$500 for establishments in other trades. A detailed analysis of coverage will be provided in future Census of Business publications.

"Number of establishments" is the number of separate business locations, rather than the number of business companies or organizations, since the Census figures represent information reported separately for each business location or establishment. The establishment count reflects the number of places in business at the end of 1948 excluding administrative and executive offices of multiunit organizations, and "chain store" warehouses.

Sales and receipts.—"1948 sales and receipts" represents sales of merchandise and receipts from repairs and other services to customers. The figures reflect deductions for returned goods and allowances, but not for trade-in allowances; they exclude sales and excise taxes collected from customers and paid directly to any taxing agency.

Proprietors.—"Active proprietors..." represents owners and partners of unincorporated businesses who devoted the major portion of their time to the business in November 1948.

Employment.—"Number of paid employees..." represents all employees on the pay roll for the pay period ending nearest November 15, 1948. "Full workweek" employees, whether regular or seasonal, are those who in the November 15 pay period were paid for working at least the number of hours typically worked in a week by employees of the reporting establishment.

1948 CENSUS OF BUSINESS

RETAIL, WHOLESALE, SERVICE TRADES

U. S. DEPARTMENT OF COMMERCE
BUREAU OF THE CENSUS

PRELIMINARY

For Release May 1, 1950

Release Series BC-1P- 39-028

KERSHAW COUNTY, S. C.

Retail, wholesale, and service establishments located in Kershaw County, South Carolina, showed a substantial expansion in dollar volume of trade from 1939 to 1948 according to preliminary figures from the 1948 Census of Business released today by the Bureau of the Census, U. S. Department of Commerce.

Retail sales in the county during 1948 aggregated \$13.5 million, an increase of 255 percent over the \$3.8 million in 1939, when the preceding Census of Business was taken. Wholesale sales in the county reached a total of \$4.9 million in 1948 as compared with \$2.4 million in 1939. The service trades included in the Census of Business recorded receipts totaling \$436,000 in 1948 compared with \$188,000 in 1939.

Employment in the county also rose over the 9-year period between 1939 and 1948 for the above trades. Establishments in these trades reported a combined total of 861 paid employees for the workweek ended nearest November 15, 1948. This compared with a total of 683 employees reported for the week of November 15, 1939.

These preliminary figures have been derived from a Census report on Kershaw County, South Carolina, which also includes data for the city of Camden. Final figures, superseding the preliminary data for Kershaw County, will be included in a Bulletin for the State of South Carolina to be issued in several months. Similar data will be made available this year in preliminary and final form for each of the counties and States. A single copy of the preliminary release for Kershaw County as well as an order blank for other area releases may be obtained by writing to the Bureau of the Census, Washington 25, D. C.

Table 1.—CENSUS OF BUSINESS PRELIMINARY RESULTS FOR 1948, BY TRADE GROUP
KERSHAW COUNTY, S. C.

Trade group and kind of business	Number of establishments	1948 sales and receipts (Thousand dollars)	Active proprietors of unincorporated businesses Nov. 1948	Paid employees, workweek ended nearest Nov. 15, 1948	
				Total employees ¹	Full workweek employees
RETAIL TRADE, total.....	309	13,527	271	698	533
Food group.....	134	3,940	125	125	94
Eating and drinking places.....	25	389	29	43	37
General merchandise grp, general stores.....	13	1,914	9	184	93
Apparel group.....	10	377	9	22	13
Furniture-home furnishings-appliance grp.....	10	549	7	30	30
Automotive group.....	20	2,499	14	105	98
Gasoline service stations.....	43	1,173	37	51	44
Lumber-building-hardware group.....	12	1,122	10	67	65
Drug and proprietary stores.....	9	386	4	31	25
All other retail stores.....	33	1,178	27	40	34
WHOLESALE TRADE.....	16	4,885	9	67	x
SELECTED SERVICE TRADES, ² /total.....	45	436	45	96	90
Personal services.....	30	323	29	77	73
All other service trades.....	15	113	16	19	17

x Not available.

¹/ Includes employees paid for less than the full workweek.

²/ See General Description on last page for changes from the 1939 Census of Business in the coverage of Service Trades.

Table 2.—CENSUS OF BUSINESS PRELIMINARY RESULTS FOR 1948 FOR CITIES OF 2,500 INHABITANTS OR MORE

KERSHAW COUNTY, S. C.

(Data omitted for trade groups where necessary to avoid disclosure)

City and trade group ¹	Number of establishments	1948 sales and receipts (Thousand dollars)	Active proprietors of unincorporated businesses Nov. 1948	Paid employees, workweek ended nearest Nov. 15, 1948	
				Total employees ²	Full workweek employees
Camden:					
Retail trade.....	160	9,719	132	578	450
Selected service trades.....	31	366	32	87	81
Remainder of county:					
Retail trade.....	149	3,808	139	120	83
Selected service trades.....	14	70	13	9	9

1/ See General Description on this page for changes from the 1939 Census of Business in the coverage of Service Trades.

2/ Includes employees paid for less than the full workweek.

GENERAL DESCRIPTION OF PRELIMINARY RELEASES FOR THE 1948 CENSUS OF BUSINESS

This series of releases, of which one is planned for each county in the United States, presents preliminary results of the 1948 Census of Business. The information is based on reports submitted by business establishments for that Census. The figures shown are preliminary, and are subject to revision in the final Census publications, but the changes are expected to be relatively minor with respect to coverage. The final Census figures will be issued in a series of Business Census bulletins which will show additional detailed kind-of-business information for all places where there are a sufficient number of establishments.

The 1948 Census of Business was taken under the provision of the Act of June 19, 1948, which provides that the Business Census be taken for 1948 and for each fifth year thereafter. Previous Business Censuses were taken for the years 1929, 1933, 1935, and 1939.

Scope of the Census.—The 1948 Census of Business covered all establishments in the following trades, as defined by the Standard Industrial Classification Manual, May 1949 issue, of the Executive Office of the President: all retail trades; all wholesale trades; all service trades in the following four groups—personal services, business services, automobile repairs and services, and miscellaneous repair services; hotels; tourist courts and camps; and amusements, including motion picture theaters. Some important services not covered are radio broadcasting and television, medical and health, legal, educational, nonprofit, accounting, and domestic services.

This coverage is similar to that of the 1939 Business Census. However, "custom trades" and "services incidental to transportation," which are no longer included in the standard classification of the service trades, are not covered by the 1948 Census. In a number of localities, these exclusions as well as other changes in the standard classification may have

a considerable effect in comparing 1948 with 1939 data, particularly with respect to establishment count.

Establishment definition.—For Census purposes, a business establishment is defined to include only enterprises conducted from a recognizable place of business, provided that the annual sales were in excess of \$5,000 for a wholesale trade establishment and \$500 for establishments in other trades. A detailed analysis of coverage will be provided in future Census of Business publications.

"Number of establishments" is the number of separate business locations, rather than the number of business companies or organizations, since the Census figures represent information reported separately for each business location or establishment. The establishment count reflects the number of places in business at the end of 1948 excluding administrative and executive offices of multiunit organizations, and "chain store" warehouses.

Sales and receipts.—"1948 sales and receipts" represents sales of merchandise and receipts from repairs and other services to customers. The figures reflect deductions for returned goods and allowances, but not for trade-in allowances; they exclude sales and excise taxes collected from customers and paid directly to any taxing agency.

Proprietors.—"Active proprietors..." represents owners and partners of unincorporated businesses who devoted the major portion of their time to the business in November 1948.

Employment.—"Number of paid employees..." represents all employees on the pay roll for the pay period ending nearest November 15, 1948. "Full workweek" employees, whether regular or seasonal, are those who in the November 15 pay period were paid for working at least the number of hours typically worked in a week by employees of the reporting establishment.

1948 CENSUS OF BUSINESS

RETAIL, WHOLESALE, SERVICE TRADES

U. S. DEPARTMENT OF COMMERCE
BUREAU OF THE CENSUS

PRELIMINARY

For Release April 10, 1950

Release Series BC-1P-39-029

LANCASTER COUNTY, S. C.

Retail, wholesale, and service establishments located in Lancaster County, South Carolina, showed a substantial expansion in dollar volume of trade from 1939 to 1948 according to preliminary figures from the 1948 Census of Business released today by the Bureau of the Census, U. S. Department of Commerce.

Retail sales in the county during 1948 aggregated \$19.6 million, an increase of 300 percent over the \$4.9 million in 1939, when the preceding Census of Business was taken. Wholesale sales in the county reached a total of \$4.8 million in 1948 as compared with \$1.6 million in 1939. The service trades included in the Census of Business recorded receipts totaling \$766,000 in 1948 compared with \$126,000 in 1939.

Employment in the county also rose over the 9-year period between 1939 and 1948 for the above trades. Establishments in these trades reported a combined total of 1,264 paid employees for the workweek ended nearest November 15, 1948. This compared with a total of 812 employees reported for the week of November 15, 1939.

These preliminary figures have been derived from a Census report on Lancaster County, South Carolina, which also includes data for the city of Lancaster. Final figures, superseding the preliminary data for Lancaster County, will be included in a Bulletin for the State of South Carolina to be issued in several months. Similar data will be made available this year in preliminary and final form for each of the counties and States. A single copy of the preliminary release for Lancaster County as well as an order blank for other area releases may be obtained by writing to the Bureau of the Census, Washington 25, D. C.

Table 1.—CENSUS OF BUSINESS PRELIMINARY RESULTS FOR 1948, BY TRADE GROUP

LANCASTER COUNTY, S. C.

Trade group and kind of business	Number of establishments	1948 sales and receipts (Thousand dollars)	Active proprietors of unincorporated businesses Nov. 1948	Paid employees, workweek ended nearest Nov. 15, 1948	
				Total employees ¹	Full workweek employees
RETAIL TRADE, total.....	357	19,607	307	988	736
Food group.....	145	5,036	142	135	100
Eating and drinking places.....	46	876	42	90	66
General merchandise grp, general stores	23	2,996	10	284	154
Apparel group.....	19	1,200	16	79	53
Furniture-home furnishgs-appliance grp	21	1,429	15	73	69
Automotive group.....	24	3,863	14	132	129
Gasoline service stations.....	35	953	34	54	40
Drug and proprietary stores.....	10	560	7	41	33
All other retail stores.....	34	2,694	27	100	92
WHOLESALE TRADE.....	13	4,810	7	86	x
SELECTED SERVICE TRADES, ² /total.....	64	766	72	190	179
Personal services.....	48	531	54	178	168
All other service trades.....	16	235	18	12	11
AMUSEMENTS.....	12	271	9	38	x

x Not available.

1/ Includes employees paid for less than the full workweek.

2/ See General Description on last page for changes from the 1939 Census of Business in the coverage of Service Trades.

Table 2.—CENSUS OF BUSINESS PRELIMINARY RESULTS FOR 1948 FOR CITIES OF 2,500 INHABITANTS OR MORE

LANCASTER COUNTY, S. C.

(Data omitted for trade groups where necessary to avoid disclosure)

City and trade group ¹	Number of establishments	1948 sales and receipts (Thousand dollars)	Active proprietors of unincorporated businesses Nov. 1948	Paid employees, workweek ended nearest Nov. 15, 1948	
				Total employees ²	Full workweek employees
Lancaster:					
Retail trade.....	178	12,916	140	714	536
Selected service trades....	40	540	46	151	145
Remainder of county:					
Retail trade.....	179	6,691	167	274	200
Selected service trades....	24	226	26	39	34

1/ See General Description on this page for changes from the 1939 Census of Business in the coverage of Service Trades.

2/ Includes employees paid for less than the full workweek.

GENERAL DESCRIPTION OF PRELIMINARY RELEASES FOR THE 1948 CENSUS OF BUSINESS

This series of releases, of which one is planned for each county in the United States, presents preliminary results of the 1948 Census of Business. The information is based on reports submitted by business establishments for that Census. The figures shown are preliminary, and are subject to revision in the final Census publications, but the changes are expected to be relatively minor with respect to coverage. The final Census figures will be issued in a series of Business Census bulletins which will show additional detailed kind-of-business information for all places where there are a sufficient number of establishments.

The 1948 Census of Business was taken under the provision of the Act of June 19, 1948, which provides that the Business Census be taken for 1948 and for each fifth year thereafter. Previous Business Censuses were taken for the years 1929, 1933, 1935, and 1939.

Scope of the Census.—The 1948 Census of Business covered all establishments in the following trades, as defined by the Standard Industrial Classification Manual, May 1949 issue, of the Executive Office of the President: all retail trades; all wholesale trades; all service trades in the following four groups—personal services, business services, automobile repairs and services, and miscellaneous repair services; hotels; tourist courts and camps; and amusements, including motion picture theaters. Some important services not covered are radio broadcasting and television, medical and health, legal, educational, nonprofit, accounting, and domestic services.

This coverage is similar to that of the 1939 Business Census. However, "custom trade" and "services incidental to transportation," which are no longer included in the standard classification of the service trades, are not covered by the 1948 Census. In a number of localities, these exclusions as well as other changes in the standard classification may have

considerable effect in comparing 1948 with 1939 data, particularly with respect to establishment count.

Establishment definition.—For Census purposes, a business establishment is defined to include only enterprises conducted from a recognizable place of business, provided that the annual sales were in excess of \$5,000 for a wholesale trade establishment and \$500 for establishments in other trades. A detailed analysis of coverage will be provided in future Censuses of Business publications.

"Number of establishments" is the number of separate business locations, rather than the number of business companies or organizations, since the Census figures represent information reported separately for each business location or establishment. The establishment count reflects the number of places in business at the end of 1948 excluding administrative and executive offices of multiunit organizations, and "chain store" warehouses.

Sales and receipts.—"1948 sales and receipts" represents sales of merchandise and receipts from repairs and other services to customers. The figures reflect deductions for returned goods and allowances, but not for trade-in allowances; they exclude sales and excise taxes collected from customers and paid directly to any taxing agency.

Proprietors.—"Active proprietors..." represents owners and partners of unincorporated businesses who devoted the major portion of their time to the business in November 1948.

Employment.—"Number of paid employees..." represents all employees on the pay roll for the pay period ending nearest November 15, 1948. "Full workweek" employees, whether regular or seasonal, are those who in the November 15 pay period were paid for working at least the number of hours typically worked in a week by employees of the reporting establishment.

1948 CENSUS OF BUSINESS

RETAIL, WHOLESALE, SERVICE TRADES

U. S. DEPARTMENT OF COMMERCE
BUREAU OF THE CENSUS

PRELIMINARY

For Release April 3, 1950

Release Series BC-1P-39-030

LAURENS COUNTY, S. C.

Retail, wholesale, and service establishments located in Laurens County, South Carolina, showed a substantial expansion in dollar volume of trade from 1939 to 1948 according to preliminary figures from the 1948 Census of Business released today by the Bureau of the Census, U. S. Department of Commerce.

Retail sales in the county during 1948 aggregated \$21.7 million, an increase of 234 percent over the \$6.5 million in 1939, when the preceding Census of Business was taken. Wholesale sales in the county reached a total of \$9.3 million in 1948 as compared with \$3.1 million in 1939. The service trades included in the Census of Business recorded receipts totaling \$969,000 in 1948 compared with \$360,000 in 1939.

Employment in the county also rose over the 9-year period between 1939 and 1948 for the above trades. Establishments in these trades reported a combined total of 1,502 paid employees for the workweek ended nearest November 15, 1948. This compared with a total of 1,110 employees reported for the week of November 15, 1939.

These preliminary figures have been derived from a Census report on Laurens County, South Carolina, which also includes data for the cities of Clinton and Laurens. Final figures, superseding the preliminary data for Laurens County, will be included in a Bulletin for the State of South Carolina to be issued in several months. Similar data will be made available this year in preliminary and final form for each of the counties and States. A single copy of the preliminary release for Laurens County as well as an order blank for other area releases may be obtained by writing to the Bureau of the Census, Washington 25, D. C.

Table 1.—CENSUS OF BUSINESS PRELIMINARY RESULTS FOR 1948, BY TRADE GROUP

LAURENS COUNTY, S. C.

Trade group and kind of business	Number of establishments	1948 sales and receipts (Thousand dollars)	Active proprietors of unincorporated businesses Nov. 1948	Paid employees, workweek ended nearest Nov. 15, 1948	
				Total employees ¹	Full workweek employees
RETAIL TRADE, total.....	460	21,654	435	1,188	854
Food group.....	163	5,916	161	239	143
Eating and drinking places.....	59	843	55	117	76
General merchandise grp, general stores	39	2,577	31	240	122
Apparel group.....	30	1,288	24	83	59
Furniture-home furnishings-appliance grp.	23	1,634	19	75	71
Automotive group.....	25	3,484	19	143	137
Gasoline service stations.....	61	1,407	70	77	64
Lumber-building-hardware group.....	16	2,241	17	80	73
Drug and proprietary stores.....	13	664	14	61	47
All other retail stores.....	31	1,600	25	73	62
WHOLESALE TRADE, total.....	22	9,296	21	111	x
Merchant wholesalers.....	12	6,893	10	73	x
Other wholesale.....	10	2,403	11	38	x
SELECTED SERVICE TRADES, ² /total.....	91	969	86	203	185
Personal services.....	63	601	55	159	143
All other service trades.....	28	368	31	44	42
AMUSEMENTS.....	13	285	10	43	x

x Not available.

1/ Includes employees paid for less than the full workweek.

2/ See General Description on last page for changes from the 1939 Census of Business in the coverage of Service Trades.

Table 2.—CENSUS OF BUSINESS PRELIMINARY RESULTS FOR 1948 FOR CITIES OF 2,500 INHABITANTS OR MORE
LAURENS COUNTY, S. C.

(Data omitted for trade groups where necessary to avoid disclosure)

City and trade group ¹	Number of establishments	1948 sales and receipts (Thousand dollars)	Active proprietors of unincorporated businesses Nov. 1948	Paid employees, workweek ended nearest Nov. 15, 1948	
				Total employees ²	Full workweek employees
Clinton:					
Retail trade.....	115	7,537	93	473	342
Wholesale trade.....	8	3,401	11	46	x
Selected service trades.....	32	459	25	78	74
Laurens:					
Retail trade.....	145	10,114	134	538	399
Wholesale trade.....		Included with "Remainder of county"			
Selected service trades.....	36	399	37	107	97
Remainder of County:					
Retail trade.....	200	4,003	208	177	113
Wholesale trade ^{3/}	14	5,895	10	65	x
Selected service trades.....	23	111	24	18	14

- 1/ See General Description on this page for changes from the 1939 Census of Business in the coverage of Service Trades.
- 2/ Includes employees paid for less than the full workweek.
- 3/ Except as indicated above, includes figures for establishments not located in cities of 5,000 inhabitants or more.

GENERAL DESCRIPTION OF PRELIMINARY RELEASES FOR THE 1948 CENSUS OF BUSINESS

This series of releases, of which one is planned for each county in the United States, presents preliminary results of the 1948 Census of Business. The information is based on reports submitted by business establishments for that Census. The figures shown are preliminary, and are subject to revision in the final Census publications, but the changes are expected to be relatively minor with respect to coverage. The final Census figures will be issued in a series of Business Census bulletins which will show additional detailed kind-of-business information for all places where there are a sufficient number of establishments.

The 1948 Census of Business was taken under the provision of the Act of June 19, 1948, which provides that the Business Censuses be taken for 1948 and for each fifth year thereafter. Previous Business Censuses were taken for the years 1929, 1933, 1935, and 1939.

Scope of the Census.—The 1948 Census of Business covered all establishments in the following trades, as defined by the Standard Industrial Classification Manual, May 1949 issue, of the Executive Office of the President: all retail trades; all wholesale trades; all service trades in the following four groups—personal services, business services, automobile repairs and services, and miscellaneous repair services; hotels; tourist courts and camps; and amusements, including motion picture theaters. Some important services not covered are radio broadcasting and television, medical and health, legal, educational, nonprofit, accounting, and domestic services.

This coverage is similar to that of the 1939 Business Census. However, "custom trades" and "services incidental to transportation," which are no longer included in the standard classification of the service trades, are not covered by the 1948 Census. In a number of localities, these exclusions as well as

other changes in the standard classification may have a considerable effect in comparing 1948 with 1939 data, particularly with respect to establishment count.

Establishment definition.—For Census purposes, a business establishment is defined to include only enterprises conducted from a recognizable place of business, provided that the annual sales were in excess of \$5,000 for a wholesale trade establishment and \$500 for establishments in other trades. A detailed analysis of coverage will be provided in future Census of Business publications.

"Number of establishments" is the number of separate business locations, rather than the number of business companies or organizations, since the Census figures represent information reported separately for each business location or establishment. The establishment count reflects the number of places in business at the end of 1948 excluding administrative and executive offices of multiunit organizations, and "chain store" warehouses.

Sales and receipts.—"1948 sales and receipts" represents sales of merchandise and receipts from repairs and other services to customers. The figures reflect deductions for returned goods and allowances, but not for trade-in allowances; they exclude sales and excise taxes collected from customers and paid directly to any taxing agency.

Proprietors.—"Active proprietors..." represents owners and partners of unincorporated businesses who devoted the major portion of their time to the business in November 1948.

Employment.—"Number of paid employees..." represents all employees on the pay roll for the pay period ending nearest November 15, 1948. "Full workweek" employees, whether regular or seasonal, are those who in the November 15 pay period were paid for working at least the number of hours typically worked in a week by employees of the reporting establishment.

1948 CENSUS OF BUSINESS

RETAIL, WHOLESALE, SERVICE TRADES

U. S. DEPARTMENT OF COMMERCE
BUREAU OF THE CENSUS

PRELIMINARY

For Release April 5, 1950

Release Series BC-1P-39-031

LEE COUNTY, S. C.

Retail and service establishments located in Lee County, South Carolina, showed a substantial expansion in dollar volume of trade from 1939 to 1948 according to preliminary figures from the 1948 Census of Business released today by the Bureau of the Census, U. S. Department of Commerce.

Retail sales in the county during 1948 aggregated \$6.5 million, an increase of 124 percent over the \$2.9 million in 1939, when the preceding Census of Business was taken. The service trades included in the Census of Business recorded receipts totaling \$190,000 in 1948 compared with \$77,000 in 1939.

Employment in the county decreased over the 9-year period between 1939 and 1948 for the retail trade. Retail establishments reported a total of 327 paid employees for the workweek ended nearest November 15, 1948. This compared with a total of 370 employees reported for the week of November 15, 1939. The selective service trades reported 48 paid employees for the week of November 15, 1948; the comparable figure for the same workweek in 1939 was 43.

These preliminary figures have been derived from a Census report on Lee County, South Carolina, which also includes data for the city of Bishopville. Final figures, superseding the preliminary data for Lee County, will be included in a Bulletin for the State of South Carolina to be issued in several months. Similar data will be made available this year in preliminary and final form for each of the counties and States. A single copy of the preliminary release for Lee County as well as an order blank for other area releases may be obtained by writing to the Bureau of the Census, Washington 25, D. C.

Table 1.—CENSUS OF BUSINESS PRELIMINARY RESULTS FOR 1948, BY TRADE GROUP

LEE COUNTY, S. C.

Trade group and kind of business	Number of establishments	1948 sales and receipts (Thousand dollars)	Active proprietors of unincorporated businesses Nov. 1948	Paid employees, workweek ended nearest Nov. 15, 1948	
				Total employees ¹	Full workweek employees
RETAIL TRADE, total.....	219	6,527	217	327	222
Food group.....	107	1,956	114	59	31
Eating and drinking places.....	25	138	26	22	19
General merchandise grp, general stores	16	996	15	91	33
Apparel group.....	5	261	6	13	11
Automotive group.....	10	922	8	30	26
Gasoline service stations.....	21	428	22	18	16
Lumber-building-hardware group.....	7	685	4	31	31
All other retail stores.....	28	1,141	22	63	55
SELECTED SERVICE TRADES, ^{2/} total.....	35	190	37	48	37
Personal services.....	20	127	23	43	32
All other service trades.....	15	63	14	5	5

^{1/} Includes employees paid for less than the full workweek.

^{2/} See General Description on last page for changes from the 1939 Census of Business in the coverage of Service Trades.

Table 2.—CENSUS OF BUSINESS PRELIMINARY RESULTS FOR 1948 FOR CITIES OF 2,500 INHABITANTS OR MORE

LEE COUNTY, S. C.

(Data omitted for trade groups where necessary to avoid disclosure)

City and trade group ¹	Number of establishments	1948 sales and receipts (Thousand dollars)	Active proprietors of unincorporated businesses Nov. 1948	Paid employees, workweek ended nearest Nov. 15, 1948	
				Total employees ²	Full workweek employees
Bishopville:					
Retail trade.....	88	4,823	77	278	196
Selected service trades...	20	154	20	42	34
Remainder of county:					
Retail trade.....	131	1,704	140	49	26
Selected service trades...	15	36	17	6	3

1/ See General Description on this page for changes from the 1939 Census of Business in the coverage of Service Trades.

2/ Includes employees paid for less than the full workweek.

GENERAL DESCRIPTION OF PRELIMINARY RELEASES FOR THE 1948 CENSUS OF BUSINESS

This series of releases, of which one is planned for each county in the United States, presents preliminary results of the 1948 Census of Business. The information is based on reports submitted by business establishments for that Census. The figures shown are preliminary, and are subject to revision in the final Census publications, but the changes are expected to be relatively minor with respect to coverage. The final Census figures will be issued in a series of Business Census bulletins which will show additional detailed kind-of-business information for all places where there are a sufficient number of establishments.

The 1948 Census of Business was taken under the provision of the Act of June 19, 1948, which provides that the Business Census be taken for 1948 and for each fifth year thereafter. Previous Business Censuses were taken for the years 1929, 1933, 1935, and 1939.

Scope of the Census.—The 1948 Census of Business covered all establishments in the following trades, as defined by the Standard Industrial Classification Manual, May 1949 issue, of the Executive Office of the President: all retail trades; all wholesale trades; all service trades in the following four groups—personal services, business services, automobile repairs and services, and miscellaneous repair services; hotels; tourist courts and camps; and amusements, including motion picture theaters. Some important services not covered are radio broadcasting and television, medical and health, legal, educational, nonprofit, accounting, and domestic services.

This coverage is similar to that of the 1939 Business Census. However, "custom trades" and "services incidental to transportation," which are no longer included in the standard classification of the service trades, are not covered by the 1948 Census. In a number of localities, these exclusions as well as other changes in the standard classification may have

a considerable effect in comparing 1948 with 1939 data, particularly with respect to establishment count.

Establishment definition.—For Census purposes, a business establishment is defined to include only enterprises conducted from a recognizable place of business, provided that the annual sales were in excess of \$5,000 for a wholesale trade establishment and \$500 for establishments in other trades. A detailed analysis of coverage will be provided in future Census of Business publications.

"Number of establishments" is the number of separate business locations, rather than the number of business companies or organizations, since the Census figures represent information reported separately for each business location or establishment. The establishment count reflects the number of places in business at the end of 1948 excluding administrative and executive offices of multiunit organizations, and "chain store" warehouses.

Sales and receipts.—"1948 sales and receipts" represents sales of merchandise and receipts from repairs and other services to customers. The figures reflect deductions for returned goods and allowances, but not for trade-in allowances; they exclude sales and excise taxes collected from customers and paid directly to any taxing agency.

Proprietors.—"Active proprietors..." represents owners and partners of unincorporated businesses who devoted the major portion of their time to the business in November 1948.

Employment.—"Number of paid employees..." represents all employees on the pay roll for the pay period ending nearest November 15, 1948. "Full workweek" employees, whether regular or seasonal, are those who in the November 15 pay period were paid for working at least the number of hours typically worked in a week by employees of the reporting establishment.

1948 CENSUS OF BUSINESS

RETAIL, WHOLESALE, SERVICE TRADES

U. S. DEPARTMENT OF COMMERCE
BUREAU OF THE CENSUS

PRELIMINARY

For Release May 15, 1950

Release Series BC-1P-39-032

LEXINGTON COUNTY, S. C.

Retail, wholesale, and service establishments located in Lexington County, South Carolina, showed a substantial expansion in dollar volume of trade from 1939 to 1948 according to preliminary figures from the 1948 Census of Business released today by the Bureau of the Census, U. S. Department of Commerce.

Retail sales in the county during 1948 aggregated \$16.6 million, an increase of 315 percent over the \$4.0 million in 1939, when the preceding Census of Business was taken. Wholesale sales in the county reached a total of \$4.6 million in 1948 as compared with \$1.8 million in 1939. The service trades included in the Census of Business recorded receipts totaling \$1.2 million in 1948 compared with \$0.2 million in 1939.

Employment in the county also rose over the 9-year period between 1939 and 1948 for the above trades. Establishments in these trades reported a combined total of 1,138 paid employees for the workweek ended nearest November 15, 1948. This compared with a total of 639 employees reported for the week of November 15, 1939.

These preliminary figures have been derived from a Census report on Lexington County, South Carolina, which also includes data for the city of Batesburg. Final figures, superseding the preliminary data for Lexington County, will be included in a Bulletin for the State of South Carolina to be issued in several months. Similar data will be made available this year in preliminary and final form for each of the counties and States. A single copy of the preliminary release for Lexington County as well as an order blank for other area releases may be obtained by writing to the Bureau of the Census, Washington 25, D. C.

Table 1.—CENSUS OF BUSINESS PRELIMINARY RESULTS FOR 1948, BY TRADE GROUP
LEXINGTON COUNTY, S. C.

Trade group and kind of business	Number of establishments	1948 sales and receipts (Thousand dollars)	Active proprietors of unincorporated businesses Nov. 1948	Paid employees, workweek ended nearest Nov. 15, 1948	
				Total employees ¹	Full workweek employees
RETAIL TRADE, total.....	475	16,605	429	771	602
Food group.....	239	5,629	220	188	129
Eating and drinking places.....	45	589	43	68	58
General merchandise grp, general stores.	23	1,497	18	118	73
Apparel group.....	10	435	10	25	16
Furniture-home furnishgs-appliance grp.	16	990	12	56	51
Automotive group.....	17	2,865	13	106	103
Gasoline service stations.....	66	1,451	68	87	67
Lumber-building-hardware group.....	17	1,367	10	48	48
Drug and proprietary stores.....	14	514	13	35	23
All other retail stores.....	28	1,268	22	40	34
WHOLESALE TRADE, total.....	21	4,646	19	104	x
Merchant wholesalers.....	13	3,459	12	90	x
Other wholesale.....	8	1,187	7	14	x
SELECTED SERVICE TRADES, ^{2/} total.....	91	1,173	92	263	232
Personal services.....	46	707	42	204	176
All other service trades.....	45	466	50	59	56
AMUSEMENTS.....	16	191	10	43	x

x Not available.

^{1/} Includes employees paid for less than the full workweek.

^{2/} See General Description on last page for changes from the 1939 Census of Business in the coverage of Service Trades.

Table 2.—CENSUS OF BUSINESS PRELIMINARY RESULTS FOR 1948 FOR CITIES OF 2,500 INHABITANTS OR MORE
LEXINGTON COUNTY, S. C.

(Data omitted for trade groups where necessary to avoid disclosure)

City and trade group ¹	Number of establishments	1948 sales and receipts (Thousand dollars)	Active proprietors of unincorporated businesses Nov. 1948	Paid employees, workweek ended nearest Nov. 15, 1948	
				Total employees ²	Full workweek employees
Batesburg: (part)					
Retail trade.....	63	4,005	50	232	180
Selected service trades.....	14	103	12	21	17
Remainder of county:					
Retail trade.....	412	12,600	379	539	422
Selected service trades.....	77	1,070	80	242	215

1/ See General Description on this page for changes from the 1939 Census of Business in the coverage of Service Trades.

2/ Includes employees paid for less than the full workweek.

GENERAL DESCRIPTION OF PRELIMINARY RELEASES FOR THE 1948 CENSUS OF BUSINESS

This series of releases, of which one is planned for each county in the United States, presents preliminary results of the 1948 Census of Business. The information is based on reports submitted by business establishments for that Census. The figures shown are preliminary, and are subject to revision in the final Census publications, but the changes are expected to be relatively minor with respect to coverage. The final Census figures will be issued in a series of Business Census bulletins which will show additional detailed kind-of-business information for all places where there are a sufficient number of establishments.

The 1948 Census of Business was taken under the provision of the Act of June 19, 1948, which provides that the Business Census be taken for 1948 and for each fifth year thereafter. Previous Business Censuses were taken for the years 1929, 1933, 1935, and 1939.

Scope of the Census.—The 1948 Census of Business covered all establishments in the following trades, as defined by the Standard Industrial Classification Manual, May 1949 issue, of the Executive Office of the President: all retail trades; all wholesale trades; all service trades in the following four groups—personal services, business services, automobile repairs and services, and miscellaneous repair services; hotels; tourist courts and camps; and amusements, including motion picture theaters. Some important services not covered are radio broadcasting and television, medical and health, legal, educational, nonprofit, accounting, and domestic services.

This coverage is similar to that of the 1939 Business Censuses. However, "custom trades" and "services incidental to transportation," which are no longer included in the standard classification of the service trades, are not covered by the 1948 Censuses. In a number of localities, these exclusions as well as

other changes in the standard classification may have a considerable effect in comparing 1948 with 1939 data, particularly with respect to establishment count.


Establishment definition.—For Census purposes, a business establishment is defined to include only enterprises conducted from a recognizable place of business, provided that the annual sales were in excess of \$5,000 for a wholesale trade establishment and \$500 for establishments in other trades. A detailed analysis of coverage will be provided in future Census of Business publications.

"Number of establishments" is the number of separate business locations, rather than the number of business companies or organizations, since the Census figures represent information reported separately for each business location or establishment. The establishment count reflects the number of places in business at the end of 1948 excluding administrative and executive offices of multiunit organizations, and "chain store" warehouses.

Sales and receipts.—"1948 sales and receipts" represents sales of merchandise and receipts from repairs and other services to customers. The figures reflect deductions for returned goods and allowances, but not for trade-in allowances; they exclude sales and excise taxes collected from customers and paid directly to any taxing agency.

Proprietors.—"Active proprietors..." represents owners and partners of unincorporated businesses who devoted the major portion of their time to the business in November 1948.

Employment.—"Number of paid employees..." represents all employees on the pay roll for the pay period ending nearest November 15, 1948. "Full workweek" employees, whether regular or seasonal, are those who in the November 15 pay period were paid for working at least the number of hours typically worked in a week by employees of the reporting establishment.



1948 CENSUS OF BUSINESS

RETAIL, WHOLESALE, SERVICE TRADES

U. S. DEPARTMENT OF COMMERCE
BUREAU OF THE CENSUS

PRELIMINARY

For Release April 17, 1950

Release Series BC-1P-39-033

McCORMICK COUNTY, S. C.

Retail and service establishments located in McCormick County, South Carolina, showed a substantial expansion in dollar volume of trade from 1939 to 1948 according to preliminary figures from the 1948 Census of Business released today by the Bureau of the Census, U. S. Department of Commerce.

Retail sales in the county during 1948 aggregated \$2.8 million, an increase of 211 percent over the \$0.9 million in 1939, when the preceding Census of Business was taken. The service trades included in the Census of Business recorded receipts totaling \$83,000 in 1948 compared with \$19,000 in 1939.

Employment in the county also rose over the 9-year period between 1939 and 1948 for the above trades. Establishments in these trades reported a combined total of 137 paid employees for the workweek ended nearest November 15, 1948. This compared with a total of 112 employees reported for the week of November 15, 1939.

These preliminary figures have been derived from a Census report on McCormick County, South Carolina. Final figures, superseding the preliminary data for McCormick County, will be included in a Bulletin for the State of South Carolina to be issued in several months. Similar data will be made available this year in preliminary and final form for each of the counties and States. A single copy of the preliminary release for McCormick County as well as an order blank for other area releases may be obtained by writing to the Bureau of the Census, Washington 25, D. C.

Table 1.—CENSUS OF BUSINESS PRELIMINARY RESULTS FOR 1948, BY TRADE GROUP

McCORMICK COUNTY, S. C.

Trade group and kind of business	Number of establishments	1948 sales and receipts (Thousand dollars)	Active proprietors of unincorporated businesses Nov. 1948	Paid employees, workweek ended nearest Nov. 15, 1948	
				Total employees ¹	Full workweek employees
RETAIL TRADE, total.....	86	2,753	87	123	75
Food group.....	32	767	30	27	13
Eating and drinking places.....	11	196	13	19	11
Gasoline service stations.....	8	150	10	9	6
All other retail stores.....	35	1,640	34	68	45
SELECTED SERVICE TRADES ² /.....	12	83	10	14	14

¹/ Includes employees paid for less than the full workweek.

²/ See General Description on last page for changes from the 1939 Census of Business in the coverage of Service Trades.

GENERAL DESCRIPTION OF PRELIMINARY RELEASES FOR THE 1948 CENSUS OF BUSINESS

This series of releases, of which one is planned for each county in the United States, presents preliminary results of the 1948 Census of Business. The information is based on reports submitted by business establishments for that Census. The figures shown are preliminary, and are subject to revision in the final Census publications, but the changes are expected to be relatively minor with respect to coverage. The final Census figures will be issued in a series of Business Census bulletins which will show additional detailed kind-of-business information for all places where there are a sufficient number of establishments.

The 1948 Census of Business was taken under the provision of the Act of June 19, 1948, which provides that the Business Census be taken for 1948 and for each fifth year thereafter. Previous Business Censuses were taken for the years 1929, 1933, 1935, and 1939.

Scope of the Census.—The 1948 Census of Business covered all establishments in the following trades, as defined by the Standard Industrial Classification Manual, May 1949 issue, of the Executive Office of the President: all retail trades; all wholesale trades; all service trades in the following four groups—personal services, business services, automobile repairs and services, and miscellaneous repair services; hotels; tourist courts and camps; and amusements, including motion picture theaters. Some important services not covered are radio broadcasting and television, medical and health, legal, educational, nonprofit, accounting, and domestic services.

This coverage is similar to that of the 1939 Business Census. However, "custom trades" and "services incidental to transportation," which are no longer included in the standard classification of the service trades, are not covered by the 1948 Census. In a number of localities, these exclusions as well as other changes in the standard classification may have a considerable effect in comparing

1948 with 1939 data, particularly with respect to establishment count.

Establishment definition.—For Census purposes, a business establishment is defined to include only enterprises conducted from a recognizable place of business, provided that the annual sales were in excess of \$5,000 for a wholesale trade establishment and \$500 for establishments in other trades. A detailed analysis of coverage will be provided in future Census of Business publications.

"Number of establishments" is the number of separate business locations, rather than the number of business companies or organizations, since the Census figures represent information reported separately for each business location or establishment. The establishment count reflects the number of places in business at the end of 1948 excluding administrative and executive offices of multiunit organizations, and "chain store" warehouses.

Sales and receipts.—"1948 sales and receipts" represents sales of merchandise and receipts from repairs and other services to customers. The figures reflect deductions for returned goods and allowances, but not for trade-in allowances; they exclude sales and excise taxes collected from customers and paid directly to any taxing agency.

Proprietors.—"Active proprietors..." represents owners and partners of unincorporated businesses who devoted the major portion of their time to the business in November 1948.

Employment.—"Number of paid employees..." represents all employees on the pay roll for the pay period ending nearest November 15, 1948. "Full workweek" employees, whether regular or seasonal, are those who in the November 15 pay period were paid for working at least the number of hours typically worked in a week by employees of the reporting establishment.

1948 CENSUS OF BUSINESS

RETAIL, WHOLESALE, SERVICE TRADES

U. S. DEPARTMENT OF COMMERCE
BUREAU OF THE CENSUS

PRELIMINARY

For Release April 19, 1950

Release Series BC-1P-39-034

MARION COUNTY, S. C.

Retail, wholesale, and service establishments located in Marion County, South Carolina, showed a substantial expansion in dollar volume of trade from 1939 to 1948 according to preliminary figures from the 1948 Census of Business released today by the Bureau of the Census, U. S. Department of Commerce.

Retail sales in the county during 1948 aggregated \$16.5 million, an increase of 224 percent over the \$5.1 million in 1939, when the preceding Census of Business was taken. Wholesale sales in the county reached a total of \$32.1 million in 1948 as compared with \$11.2 million in 1939. The service trades included in the Census of Business recorded receipts totaling \$772,000 in 1948 compared with \$183,000 in 1939.

Retail trade establishments in the county reported 945 paid employees for the workweek ended nearest November 15, 1948. Wholesale trade establishments reported 129 paid employees for the same week in 1948. For the selected service trades, paid employees numbered 185 for the November 15, 1948 workweek.

These preliminary figures have been derived from a Census report on Marion County, South Carolina, which also includes data for the cities of Marion and Mullins. Final figures, superseding the preliminary data for Marion County, will be included in a Bulletin for the State of South Carolina to be issued in several months. Similar data will be made available this year in preliminary and final form for each of the counties and States. A single copy of the preliminary release for Marion County as well as an order blank for other area releases may be obtained by writing to the Bureau of the Census, Washington 25, D. C.

Table 1.—CENSUS OF BUSINESS PRELIMINARY RESULTS FOR 1948, BY TRADE GROUP
MARION COUNTY, S. C.

Trade group and kind of business	Number of establishments	1948 sales and receipts (Thousand dollars)	Active proprietors of unincorporated businesses Nov. 1948	Paid employees, workweek ended nearest Nov. 15, 1948	
				Total employees ¹	Full workweek employees
RETAIL TRADE, total.....	392	16,510	358	945	713
Food group.....	148	3,688	137	129	83
Eating and drinking places.....	59	299	54	67	44
General merchandise grp, general stores	22	2,450	9	273	160
Apparel group.....	11	595	10	39	25
Furniture-home furnishgs-appliance grp	16	1,236	17	75	70
Automotive group.....	18	2,080	15	102	99
Gasoline service stations.....	44	741	41	45	43
Lumber-building-hardware group.....	12	2,236	8	90	90
Drug and proprietary stores.....	10	614	16	44	42
All other retail stores.....	52	2,571	51	81	57
WHOLESALE TRADE, total.....	31	32,107	38	129	x
Merchant wholesalers.....	10	6,511	8	89	x
Other types of wholesale.....	21	25,596	30	40	x
SELECTED SERVICE TRADES, ^{2/} total.....	83	772	83	185	162
Personal services.....	52	556	52	161	145
All other service trades.....	31	216	31	24	17

x Not available.

1/ Includes employees paid for less than the full workweek.

2/ See General Description on last page for changes from the 1939 Census of Business in the coverage of Service Trades.

Table 2.—CENSUS OF BUSINESS PRELIMINARY RESULTS FOR 1948 FOR CITIES OF 2,500 INHABITANTS OR MORE

MARION COUNTY, S. C.

(Data omitted for trade groups where necessary to avoid disclosure)

City and trade group ¹	Number of establishments	1948 sales and receipts (Thousand dollars)	Active proprietors of unincorporated businesses Nov. 1948	Paid employees, workweek ended nearest Nov. 15, 1948	
				Total employees ²	Full workweek employees
Marion:					
Retail trade.....	123	6,588	103	418	307
Wholesale trade.....	12	8,438	15	76	x
Selected service trades...	39	395	44	94	85
Mullins:					
Retail trade.....	129	7,580	119	441	346
Selected service trades...	32	273	27	78	65
Remainder of county:^{3/}					
Retail trade.....	140	2,342	136	86	60
Wholesale trade.....	19	23,669	23	53	x
Selected service trades...	12	104	12	13	12

x Not available.

1/ See General Description on this page for changes from the 1939 Census of Business in the coverage of Service Trades.

2/ Includes employees paid for less than the full workweek.

3/ Includes figures for establishments, other than wholesale, not located in cities of 2,500 inhabitants or more, and wholesale establishments not located in cities of 5,000 inhabitants or more.

GENERAL DESCRIPTION OF PRELIMINARY RELEASES FOR THE 1948 CENSUS OF BUSINESS

This series of releases, of which one is planned for each county in the United States, presents preliminary results of the 1948 Census of Business. The information is based on reports submitted by business establishments for that Census. The figures shown are preliminary, and are subject to revision in the final Census publications, but the changes are expected to be relatively minor with respect to coverage. The final Census figures will be issued in a series of Business Census bulletins which will show additional detailed kind-of-business information for all places where there are a sufficient number of establishments.

The 1948 Census of Business was taken under the provision of the Act of June 19, 1948, which provides that the Business Census be taken for 1948 and for each fifth year thereafter. Previous Business Censuses were taken for the years 1929, 1933, 1935, and 1939.

Scope of the Census.—The 1948 Census of Business covered all establishments in the following trades, as defined by the Standard Industrial Classification Manual, May 1949 issue, of the Executive Office of the President: all retail trades; all wholesale trades; all service trades in the following four groups—personal services, business services, automobile repairs and services, and miscellaneous repair services; hotels; tourist courts and camps; and amusements, including motion picture theaters. Some important services not covered are radio broadcasting and television, medical and health, legal, educational, nonprofit, accounting, and domestic services.

This coverage is similar to that of the 1939 Business Census. However, "custom trades" and "services incidental to transportation," which are no longer included in the standard classification of the service trades, are not covered by the 1948 Census. In a number of localities, these exclusions as well as

other changes in the standard classification may have a considerable effect in comparing 1948 with 1939 data, particularly with respect to establishment count.

Establishment definition.—For Census purposes, a business establishment is defined to include only enterprises conducted from a recognizable place of business, provided that the annual sales were in excess of \$5,000 for a wholesale trade establishment and \$500 for establishments in other trades. A detailed analysis of coverage will be provided in future Census of Business publications.

"Number of establishments" is the number of separate business locations, rather than the number of business companies or organizations, since the Census figures represent information reported separately for each business location or establishment. The establishment count reflects the number of places in business at the end of 1948 excluding administrative and executive offices of multiunit organizations, and "chain store" warehouses.

Sales and receipts.—"1948 sales and receipts" represents sales of merchandise and receipts from repairs and other services to customers. The figures reflect deductions for returned goods and allowances, but not for trade-in allowances; they exclude sales and excise taxes collected from customers and paid directly to any taxing agency.

Proprietors.—"Active proprietors..." represents owners and partners of unincorporated businesses who devoted the major portion of their time to the business in November 1948.

Employment.—"Number of paid employees..." represents all employees on the pay roll for the pay period ending nearest November 15, 1948. "Full workweek" employees, whether regular or seasonal, are those who in the November 15 pay period were paid for working at least the number of hours typically worked in a week by employees of the reporting establishment.

1948 CENSUS OF BUSINESS

RETAIL, WHOLESALE, SERVICE TRADES

U. S. DEPARTMENT OF COMMERCE
BUREAU OF THE CENSUS

PRELIMINARY

For Release March 30, 1950

Release Series BC-1P-39-035

MARLBORO COUNTY, S. C.

Retail, wholesale, and service establishments located in Marlboro County, South Carolina, showed a substantial expansion in dollar volume of trade from 1939 to 1948 according to preliminary figures from the 1948 Census of Business released today by The Bureau of the Census, U. S. Department of Commerce.

Retail sales in the county during 1948 aggregated \$13.7 million, an increase of 219 percent over the \$4.3 million in 1939, when the preceding Census of Business was taken. Wholesale sales in the county reached a total of \$18.1 million in 1948 as compared with \$3.4 million in 1939. The service trades included in the Census of Business recorded receipts totaling \$783,000 in 1948 compared with \$159,000 in 1939.

Employment in the county also rose over the 9-year period between 1939 and 1948 for the above trades. Establishments in these trades reported a combined total of 1,218 paid employees for the workweek ended nearest November 15, 1948. This compared with a total of 886 employees reported for the week of November 15, 1939.

These preliminary figures have been derived from a Census report on Marlboro County, South Carolina, which also includes data for the city of Bennettsville. Final figures, superseding the preliminary data for Marlboro County, will be included in a Bulletin for the State of South Carolina to be issued in several months. Similar data will be made available this year in preliminary and final form for each of the counties and States. A single copy of the preliminary release for Marlboro County as well as an order blank for other area releases may be obtained by writing to the Bureau of the Census, Washington 25, D. C.

Table 1.—CENSUS OF BUSINESS PRELIMINARY RESULTS FOR 1948, BY TRADE GROUP

MARLBORO COUNTY, S. C.

Trade group and kind of business	Number of establishments	1948 sales and receipts (Thousand dollars)	Active proprietors of unincorporated businesses Nov. 1948	Paid employees, workweek ended nearest Nov. 15, 1948	
				Total employees ¹	Full workweek employees
RETAIL TRADE, total.....	333	13,670	300	895	629
Food group.....	122	3,667	108	190	109
Eating and drinking places.....	48	510	46	70	61
General merchandise group, general stores.....	32	2,494	22	289	156
Apparel group.....	9	288	8	16	8
Furniture-home furnishings appliance group.....	7	911	7	35	34
Automotive group.....	15	1,420	12	56	50
Gasoline service stations.....	48	1,031	49	57	46
Lumber-building-hardware group.	10	1,633	10	104	103
Drug and proprietary stores....	8	372	6	32	26
All other retail stores.....	34	1,344	32	46	36
WHOLESALE TRADE.....	26	18,130	21	121	x
SELECTED SERVICE TRADES, ^{2/} total.	66	783	63	202	193
Personal services.....	39	473	35	176	171
All other service trades.....	27	310	28	26	22

x Not available.

^{1/} Includes employees paid for less than the full workweek.

^{2/} See General Description on last page for changes from the 1939 Census of Business in the coverage of Service Trades.

Table 2.—CENSUS OF BUSINESS PRELIMINARY RESULTS FOR 1948 FOR CITIES OF 2,500 INHABITANTS OR MORE

MARLBORO COUNTY, S. C.

(Data omitted for trade groups where necessary to avoid disclosure)

City and trade group ¹	Number of establishments	1948 sales and receipts (Thousand dollars)	Active proprietors of unincorporated businesses Nov. 1948	Paid employees, workweek ended nearest Nov. 15, 1948	
				Total employees ²	Full workweek employees
Bennettsville:					
Retail trade.....	127	8,741	115	589	429
Selected service trades....	35	500	35	144	139
Remainder of county:					
Retail trade.....	206	4,929	185	306	200
Selected service trades....	31	283	28	58	54

1/ See General Description on this page for changes from the 1939 Census of Business in the coverage of Service Trades.

2/ Includes employees paid for less than the full workweek.

GENERAL DESCRIPTION OF PRELIMINARY RELEASES FOR THE 1948 CENSUS OF BUSINESS

This series of releases, of which one is planned for each county in the United States, presents preliminary results of the 1948 Census of Business. The information is based on reports submitted by business establishments for that Census. The figures shown are preliminary, and are subject to revision in the final Census publications, but the changes are expected to be relatively minor with respect to coverage. The final Census figures will be issued in a series of Business Census bulletins which will show additional detailed kind-of-business information for all places where there are a sufficient number of establishments.

The 1948 Census of Business was taken under the provision of the Act of June 19, 1948, which provides that the Business Census be taken for 1948 and for each fifth year thereafter. Previous Business Censuses were taken for the years 1929, 1933, 1935, and 1939.

Scope of the Census.—The 1948 Census of Business covered all establishments in the following trades, as defined by the Standard Industrial Classification Manual, May 1949 issue, of the Executive Office of the President: all retail trades; all wholesale trades; all service trades in the following four groups—personal services, business services, automobile repairs and services, and miscellaneous repair services; hotels; tourist courts and camps; and amusements, including motion picture theaters. Some important services not covered are radio broadcasting and television, medical and health, legal, educational, nonprofit, accounting, and domestic services.

This coverage is similar to that of the 1939 Business Census. However, "custom trades" and "services incidental to transportation," which are no longer included in the standard classification of the service trades, are not covered by the 1948 Census. In a number of localities, these exclusions as well as

other changes in the standard classification may have a considerable effect in comparing 1948 with 1939 data, particularly with respect to establishment count.

Establishment definition.—For Census purposes, a business establishment is defined to include only enterprises conducted from a recognizable place of business, provided that the annual sales were in excess of \$5,000 for a wholesale trade establishment and \$500 for establishments in other trades. A detailed analysis of coverage will be provided in future Census of Business publications.

"Number of establishments" is the number of separate business locations, rather than the number of business companies or organizations, since the Census figures represent information reported separately for each business location or establishment. The establishment count reflects the number of places in business at the end of 1948 excluding administrative and executive offices of multiunit organizations, and "chain store" warehouses.

Sales and receipts.—"1948 sales and receipts" represents sales of merchandise and receipts from repairs and other services to customers. The figures reflect deductions for returned goods and allowances, but not for trade-in allowances; they exclude sales and excise taxes collected from customers and paid directly to any taxing agency.

Proprietors.—"Active proprietors..." represents owners and partners of unincorporated businesses who devoted the major portion of their time to the business in November 1948.

Employment.—"Number of paid employees..." represents all employees on the pay roll for the pay period ending nearest November 15, 1948. "Full workweek" employees, whether regular or seasonal, are those who in the November 15 pay period were paid for working at least the number of hours typically worked in a week by employees of the reporting establishment.

1948 CENSUS OF BUSINESS

RETAIL, WHOLESALE, SERVICE TRADES

U. S. DEPARTMENT OF COMMERCE
BUREAU OF THE CENSUS

PRELIMINARY

For Release May 15, 1950

Release Series BC-1P-39-036

NEWBERRY COUNTY, S. C.

Retail and service establishments located in Newberry County, South Carolina, showed a substantial expansion in dollar volume of trade from 1939 to 1948 according to preliminary figures from the 1948 Census of Business released today by the Bureau of the Census, U. S. Department of Commerce.

Retail sales in the county during 1948 aggregated \$17.0 million, an increase of 209 percent over the \$5.5 million in 1939, when the preceding Census of Business was taken. The service trades included in the Census of Business recorded receipts totaling \$621,000 in 1948 compared with \$232,000 in 1939.

Employment in the county also rose over the 9-year period between 1939 and 1948 for the above trades. Establishments in these trades reported a combined total of 1,104 paid employees for the workweek ended nearest November 15, 1948. This compared with a total of 761 employees reported for the week of November 15, 1939.

These preliminary figures have been derived from a Census report on Newberry County, South Carolina, which also includes data for the cities of Newberry and Whitmire. Final figures, superseding the preliminary data for Newberry County, will be included in a Bulletin for the State of South Carolina to be issued in several months. Similar data will be made available this year in preliminary and final form for each of the counties and States. A single copy of the preliminary release for Newberry County as well as an order blank for other area releases may be obtained by writing to the Bureau of the Census, Washington 25, D. C.

Table 1.—CENSUS OF BUSINESS PRELIMINARY RESULTS FOR 1948, BY TRADE GROUP

NEWBERRY COUNTY, S. C.

Trade group and kind of business	Number of establishments	1948 sales and receipts (Thousand dollars)	Active proprietors of unincorporated businesses Nov. 1948	Paid employees, workweek ended nearest Nov. 15, 1948	
				Total employees ¹	Full workweek employees
RETAIL TRADE, total.....	351	17,002	344	931	717
Food group.....	116	4,484	115	156	111
Eating and drinking places.....	34	448	35	48	36
General merchandise grp, general stores	39	2,212	35	208	118
Apparel group.....	20	1,384	16	92	67
Furniture-home furnishgs-appliance grp	16	1,246	14	64	55
Automotive group.....	23	2,864	19	127	126
Gasoline service stations.....	49	987	50	66	55
Lumber-building-hardware group.....	13	1,073	19	60	60
Drug and proprietary stores.....	9	577	7	48	39
All other retail stores.....	32	1,727	34	62	50
SELECTED SERVICE TRADES, ² /total.....	66	621	75	173	156
Personal services.....	47	543	53	158	144
All other service trades.....	19	78	22	15	12

¹/ Includes employees paid for less than the full workweek.

²/ See General Description on last page for changes from the 1939 Census of Business in the coverage of Service Trades.

Table 2.—CENSUS OF BUSINESS PRELIMINARY RESULTS FOR 1948 FOR CITIES OF 2,500 INHABITANTS OR MORE

NEWBERRY COUNTY, S. C.

(Data omitted for trade groups where necessary to avoid disclosure)

City and trade group ¹	Number of establishments	1948 sales and receipts (Thousand dollars)	Active proprietors of unincorporated businesses Nov. 1948	Paid employees, workweek ended nearest Nov. 15, 1948	
				Total employees ²	Full workweek employees
Newberry:					
Retail trade.....	162	11,080	146	703	557
Selected service trades...	36	494	38	148	132
Whitmire:					
Retail trade.....	44	2,369	43	115	88
Selected service trades...	8	45	9	12	12
Remainder of county: ^{3/}					
Retail trade.....	145	3,553	155	113	72
Selected service trades...	22	82	28	13	12

1/ See General Description on this page for changes from the 1939 Census of Business in the coverage of Service Trades.

2/ Includes employees paid for less than the full workweek.

3/ Includes figures for establishments not located in cities of 2,500 inhabitants or more.

GENERAL DESCRIPTION OF PRELIMINARY RELEASES FOR THE 1948 CENSUS OF BUSINESS

This series of releases, of which one is planned for each county in the United States, presents preliminary results of the 1948 Census of Business. The information is based on reports submitted by business establishments for that Census. The figures shown are preliminary, and are subject to revision in the final Census publications, but the changes are expected to be relatively minor with respect to coverage. The final Census figures will be issued in a series of Business Census bulletins which will show additional detailed kind-of-business information for all places where there are a sufficient number of establishments.

The 1948 Census of Business was taken under the provision of the Act of June 19, 1948, which provides that the Business Census be taken for 1948 and for each fifth year thereafter. Previous Business Censuses were taken for the years 1929, 1933, 1935, and 1939.

Scope of the Census.—The 1948 Census of Business covered all establishments in the following trades, as defined by the Standard Industrial Classification Manual, May 1949 issue, of the Executive Office of the President: all retail trades; all wholesale trades; all service trades in the following four groups—personal services, business services, automobile repairs and services, and miscellaneous repair services; hotels; tourist courts and camps; and amusements, including motion picture theaters. Some important services not covered are radio broadcasting and television, medical and health, legal, educational, nonprofit, accounting, and domestic services.

This coverage is similar to that of the 1939 Business Census. However, "custom trades" and "services incidental to transportation," which are no longer included in the standard classification of the service trades, are not covered by the 1948 Census. In a number of localities, these exclusions as well as

other changes in the standard classification may have a considerable effect in comparing 1948 with 1939 data, particularly with respect to establishment count.

Establishment definition.—For Census purposes, a business establishment is defined to include only enterprises conducted from a recognizable place of business, provided that the annual sales were in excess of \$5,000 for a wholesale trade establishment and \$500 for establishments in other trades. A detailed analysis of coverage will be provided in future Census of Business publications.

"Number of establishments" is the number of separate business locations, rather than the number of business companies or organizations, since the Census figures represent information reported separately for each business location or establishment. The establishment count reflects the number of places in business at the end of 1948 excluding administrative and executive offices of multiunit organizations, and "chain store" warehouses.

Sales and receipts.—"1948 sales and receipts" represents sales of merchandise and receipts from repairs and other services to customers. The figures reflect deductions for returned goods and allowances, but not for trade-in allowances; they exclude sales and excise taxes collected from customers and paid directly to any taxing agency.

Proprietors.—"Active proprietors..." represents owners and partners of unincorporated businesses who devoted the major portion of their time to the business in November 1948.

Employment.—"Number of paid employees..." represents all employees on the pay roll for the pay period ending nearest November 15, 1948. "Full workweek" employees, whether regular or seasonal, are those who in the November 15 pay period were paid for working at least the number of hours typically worked in a week by employees of the reporting establishment.

1948 CENSUS OF BUSINESS

RETAIL, WHOLESALE, SERVICE TRADES

U. S. DEPARTMENT OF COMMERCE
BUREAU OF THE CENSUS

PRELIMINARY

For Release April 5, 1950

Release Series BC-1P- 39-037

OCONEE COUNTY, S. C.

Retail, wholesale, and service establishments located in Oconee County, South Carolina, showed a substantial expansion in dollar volume of trade from 1939 to 1948 according to preliminary figures from the 1948 Census of Business released today by the Bureau of the Census, U. S. Department of Commerce.

Retail sales in the county during 1948 aggregated \$15.4 million, an increase of 258 percent over the \$4.3 million in 1939, when the preceding Census of Business was taken. Wholesale sales in the county reached a total of \$3.9 million in 1948 as compared with \$1.9 million in 1939. The service trades included in the Census of Business recorded receipts totaling \$564,000 in 1948 compared with \$186,000 in 1939.

Employment in the county also rose over the 9-year period between 1939 and 1948 for the above trades. Establishments in these trades reported a combined total of 1,114 paid employees for the workweek ended nearest November 15, 1948. This compared with a total of 720 employees reported for the week of November 15, 1939.

These preliminary figures have been derived from a Census report on Oconee County, South Carolina, which also includes data for the city of Walhalla. Final figures, superseding the preliminary data for Oconee County, will be included in a Bulletin for the State of South Carolina to be issued in several months. Similar data will be made available this year in preliminary and final form for each of the counties and States. A single copy of the preliminary release for Oconee County as well as an order blank for other area releases may be obtained by writing to the Bureau of the Census, Washington 25, D. C.

Table 1.—CENSUS OF BUSINESS PRELIMINARY RESULTS FOR 1948, BY TRADE GROUP

OCONEE COUNTY, S. C.

Trade group and kind of business	Number of establishments	1948 sales and receipts (Thousand dollars)	Active proprietors of unincorporated businesses Nov. 1948	Paid employees, workweek ended nearest Nov. 15, 1948	
				Total employees ¹	Full workweek employees
RETAIL TRADE, total.....	327	15,379	313	888	661
Food group.....	109	3,681	101	146	81
Eating and drinking places.....	40	490	41	77	61
General merchandise grp, general stores	25	2,639	15	207	132
Apparel group.....	8	334	8	20	13
Furniture-home furnishgs-appliance grp	18	1,177	16	63	58
Automotive group.....	22	2,755	23	134	122
Gasoline service stations.....	49	898	52	50	35
Lumber-building-hardware group.....	16	1,747	15	103	83
Drug and proprietary stores.....	8	358	7	22	16
All other retail stores.....	32	1,300	35	66	60
WHOLESALE TRADE.....	14	3,879	17	72	x
SELECTED SERVICE TRADES, ² /total.....	55	564	56	154	143
Personal services.....	38	463	39	134	125
All other service trades.....	17	101	17	20	18
AMUSEMENTS.....	11	248	12	28	x

x Not available.

¹/ Includes employees paid for less than the full workweek.

²/ See General Description on last page for changes from the 1939 Census of Business in the coverage of Service Trades.

Table 2.—CENSUS OF BUSINESS PRELIMINARY RESULTS FOR 1948 FOR CITIES OF 2,500 INHABITANTS OR MORE
OCONEE COUNTY, S. C.

(Data omitted for trade groups where necessary to avoid disclosure)

City and trade group ¹	Number of establishments	1948 sales and receipts (Thousand dollars)	Active proprietors of unincorporated businesses Nov. 1948	Paid employees, workweek ended nearest Nov. 15, 1948	
				Total employees ²	Full workweek employees
Walhalla:					
Retail trade.....	62	3,621	52	237	179
Selected service trades....	12	122	12	25	22
Remainder of county:					
Retail trade.....	265	11,758	261	651	482
Selected service trades....	43	442	44	129	121

1/ See General Description on this page for changes from the 1939 Census of Business in the coverage of Service Trades.

2/ Includes employees paid for less than the full workweek.

GENERAL DESCRIPTION OF PRELIMINARY RELEASES FOR THE 1948 CENSUS OF BUSINESS

This series of releases, of which one is planned for each county in the United States, presents preliminary results of the 1948 Census of Business. The information is based on reports submitted by business establishments for that Census. The figures shown are preliminary, and are subject to revision in the final Census publications, but the changes are expected to be relatively minor with respect to coverage. The final Census figures will be issued in a series of Business Census bulletins which will show additional detailed kind-of-business information for all places where there are a sufficient number of establishments.

The 1948 Census of Business was taken under the provision of the Act of June 19, 1948, which provides that the Business Census be taken for 1948 and for each fifth year thereafter. Previous Business Censuses were taken for the years 1929, 1933, 1935, and 1939.

Scope of the Census.—The 1948 Census of Business covered all establishments in the following trades, as defined by the Standard Industrial Classification Manual, May 1949 issue, of the Executive Office of the President: all retail trades; all wholesale trades; all service trades in the following four groups—personal services, business services, automobile repairs and services, and miscellaneous repair services; hotels; tourist courts and camps; and amusements, including motion picture theaters. Some important services not covered are radio broadcasting and television, medical and health, legal, educational, nonprofit, accounting, and domestic services.

This coverage is similar to that of the 1939 Business Census. However, "custom trades" and "services incidental to transportation," which are no longer included in the standard classification of the service trades, are not covered by the 1948 Census. In a number of localities, these exclusions as well as other changes in the standard classification may have

a considerable effect in comparing 1948 with 1939 data, particularly with respect to establishment count.

Establishment definition.—For Census purposes, a business establishment is defined to include only enterprises conducted from a recognizable place of business, provided that the annual sales were in excess of \$5,000 for a wholesale trade establishment and \$500 for establishments in other trades. A detailed analysis of coverage will be provided in future Census of Business publications.

"Number of establishments" is the number of separate business locations, rather than the number of business companies or organizations, since the Census figures represent information reported separately for each business location or establishment. The establishment count reflects the number of places in business at the end of 1948 excluding administrative and executive offices of multiunit organizations, and "chain store" warehouses.

Sales and receipts.—"1948 sales and receipts" represents sales of merchandise and receipts from repairs and other services to customers. The figures reflect deductions for returned goods and allowances, but not for trade-in allowances; they exclude sales and excise taxes collected from customers and paid directly to any taxing agency.

Proprietors.—"Active proprietors..." represents owners and partners of unincorporated businesses who devoted the major portion of their time to the business in November 1948.

Employment.—"Number of paid employees..." represents all employees on the pay roll for the pay period ending nearest November 15, 1948. "Full workweek" employees, whether regular or seasonal, are those who in the November 15 pay period were paid for working at least the number of hours typically worked in a week by employees of the reporting establishment.

1948 CENSUS OF BUSINESS

RETAIL, WHOLESALE, SERVICE TRADES

U. S. DEPARTMENT OF COMMERCE
BUREAU OF THE CENSUS

PRELIMINARY

For Release April 10, 1950

Release Series BC-1P-39-038

ORANGEBURG COUNTY, S. C.

Retail, wholesale, and service establishments located in Orangeburg County, South Carolina, showed a substantial expansion in dollar volume of trade from 1939 to 1948 according to preliminary figures from the 1948 Census of Business released today by the Bureau of the Census, U. S. Department of Commerce.

Retail sales in the county during 1948 aggregated \$30.8 million, an increase of 221 percent over the \$9.6 million in 1939, when the preceding Census of Business was taken. Wholesale sales in the county reached a total of \$20.5 million in 1948 as compared with \$7.3 million in 1939. The service trades included in the Census of Business recorded receipts totaling \$1.1 million in 1948 compared with \$0.3 million in 1939.

Employment in the county also rose over the 9-year period between 1939 and 1948 for the above trades. Establishments in these trades reported a combined total of 2,406 paid employees for the workweek ended nearest November 15, 1948. This compared with a total of 1,626 employees reported for the week of November 15, 1939.

These preliminary figures have been derived from a Census report on Orangeburg County, South Carolina, which also includes data for the city of Orangeburg. Final figures, superseding the preliminary data for Orangeburg County, will be included in a Bulletin for the State of South Carolina to be issued in several months. Similar data will be made available this year in preliminary and final form for each of the counties and States. A single copy of the preliminary release for Orangeburg County as well as an order blank for other area releases may be obtained by writing to the Bureau of the Census, Washington 25, D. C.

Table 1.—CENSUS OF BUSINESS PRELIMINARY RESULTS FOR 1948, BY TRADE GROUP
ORANGEBURG COUNTY, S. C.

Trade group and kind of business	Number of establishments	1948 sales and receipts (Thousand dollars)	Active proprietors of unincorporated businesses Nov. 1948	Paid employees, workweek ended nearest Nov. 15, 1948	
				Total employees ¹	Full workweek employees
RETAIL TRADE, total	702	30,782	653	1,572	1,150
Food group.....	300	7,432	289	260	176
Eating and drinking places.....	57	1,165	52	181	139
General merchandise grp, general stores.....	61	3,788	56	332	171
Apparel group.....	33	2,172	29	136	91
Furniture-home furnishings-appliance grp.....	29	1,519	26	79	73
Automotive group.....	35	7,058	26	260	233
Gasoline service stations.....	90	2,043	88	92	67
Lumber-building-hardware group.....	25	2,540	22	94	90
Drug and proprietary stores.....	21	943	15	80	59
All other retail stores.....	51	2,122	50	58	51
WHOLESALE TRADE, total	59	20,485	41	550	x
Merchant wholesalers.....	36	11,410	25	451	x
Petroleum bulk plants, terminals.....	16	4,206	12	53	x
Other types of wholesalers.....	7	4,869	4	46	x
SELECTED SERVICE TRADES, ²/total	126	1,136	115	284	254
Personal services.....	84	765	77	230	201
All other service trades.....	42	371	38	54	53

x Not available.

1/ Includes employees paid for less than the full workweek.

2/ See General Description on last page for changes from the 1939 Census of Business in the coverage of Service Trades.

...

...

...

...

1948 CENSUS OF BUSINESS

RETAIL, WHOLESALE, SERVICE TRADES

U. S. DEPARTMENT OF COMMERCE
BUREAU OF THE CENSUS

PRELIMINARY

For Release May 15, 1950

Release Series BC-1P-39-039

PICKENS COUNTY, S. C.

Retail and service establishments located in Pickens County, South Carolina, showed a substantial expansion in dollar volume of trade from 1939 to 1948 according to preliminary figures from the 1948 Census of Business released today by the Bureau of the Census, U. S. Department of Commerce.

Retail sales in the county during 1948 aggregated \$16.9 million, an increase of 245 percent over the \$4.9 million in 1939, when the preceding Census of Business was taken. The service trades included in the Census of Business recorded receipts totaling \$474,000 in 1948 compared with \$193,000 in 1939. Wholesale sales in the county reached a total of \$1.3 million in 1948, a decrease from the \$1.8 million reported in 1939.

Employment in the county rose over the 9-year period between 1939 and 1948 for the above trades. Establishments in these trades reported a combined total of 1,031 paid employees for the workweek ended nearest November 15, 1948. This compared with a total of 762 employees reported for the week of November 15, 1939.

These preliminary figures have been derived from a Census report on Pickens County, South Carolina, which also includes data for the city of Easley. Final figures, superseding the preliminary data for Pickens County, will be included in a Bulletin for the State of South Carolina to be issued in several months. Similar data will be made available this year in preliminary and final form for each of the counties and States. A single copy of the preliminary release for Pickens County as well as an order blank for other area releases may be obtained by writing to the Bureau of the Census, Washington 25, D. C.

Table 1.—CENSUS OF BUSINESS PRELIMINARY RESULTS FOR 1948, BY TRADE GROUP

PICKENS COUNTY, S. C.

Trade group and kind of business	Number of establishments	1948 sales and receipts (Thousand dollars)	Active proprietors of unincorporated businesses Nov. 1948	Paid employees, workweek ended nearest Nov. 15, 1948	
				Total employees ¹	Full workweek employees
RETAIL TRADE, total.....	326	16,870	295	869	617
Food group.....	97	5,285	92	226	136
Eating and drinking places.....	41	563	33	77	53
General merchandise grp, general stores.....	27	1,498	20	143	81
Apparel group.....	15	1,161	17	70	41
Furniture-home furnishgs-appliance grp.....	18	1,295	15	60	55
Automotive group.....	21	2,510	15	82	77
Gasoline service stations.....	56	1,279	57	78	62
Lumber-building-hardware group.....	15	1,040	17	43	35
Drug and proprietary stores.....	10	596	9	34	30
All other retail stores.....	26	1,643	20	56	47
WHOLESALE TRADE.....	8	1,298	3	22	x
SELECTED SERVICE TRADES, ² /total.....	63	474	65	140	127
Personal services.....	50	396	50	130	117
All other service trades.....	13	78	15	10	10

x Not available.

¹/ Includes employees paid for less than the full workweek.

²/ See General Description on last page for changes from the 1939 Census of Business in the coverage of Service Trades.

Table 2.—CENSUS OF BUSINESS PRELIMINARY RESULTS FOR 1948 FOR CITIES OF 2,500 INHABITANTS OR MORE

PICKENS COUNTY, S. C.

(Data omitted for trade groups where necessary to avoid disclosure)

City and trade group ¹	Number of establishments	1948 sales and receipts (Thousand dollars)	Active proprietors of unincorporated businesses Nov. 1948	Paid employees, workweek ended nearest Nov. 15, 1948	
				Total employees ²	Full workweek employees
Easley:					
Retail trade.....	104	7,605	91	401	295
Selected service trades...	20	136	21	64	63
Remainder of county:					
Retail trade.....	222	9,265	204	468	322
Selected service trades...	43	338	44	76	64

1/ See General Description on this page for changes from the 1939 Census of Business in the coverage of Service Trades.

2/ Includes employees paid for less than the full workweek.

GENERAL DESCRIPTION OF PRELIMINARY RELEASES FOR THE 1948 CENSUS OF BUSINESS

This series of releases, of which one is planned for each county in the United States, presents preliminary results of the 1948 Census of Business. The information is based on reports submitted by business establishments for that Census. The figures shown are preliminary, and are subject to revision in the final Census publications, but the changes are expected to be relatively minor with respect to coverage. The final Census figures will be issued in a series of Business Census bulletins which will show additional detailed kind-of-business information for all places where there are a sufficient number of establishments.

The 1948 Census of Business was taken under the provision of the Act of June 19, 1948, which provides that the Business Census be taken for 1948 and for each fifth year thereafter. Previous Business Censuses were taken for the years 1929, 1933, 1935, and 1939.

Scope of the Census.—The 1948 Census of Business covered all establishments in the following trades, as defined by the Standard Industrial Classification Manual, May 1949 issue, of the Executive Office of the President: all retail trades; all wholesale trades; all service trades in the following four groups—personal services, business services, automobile repairs and services, and miscellaneous repair services; hotels; tourist courts and camps; and amusements, including motion picture theaters. Some important services not covered are radio broadcasting and television, medical and health, legal, educational, nonprofit, accounting, and domestic services.

This coverage is similar to that of the 1939 Business Censuses. However, "custom trades" and "services incidental to transportation," which are no longer included in the standard classification of the service trades, are not covered by the 1948 Censuses. In a number of localities, these exclusions as well as

other changes in the standard classification may have a considerable effect in comparing 1948 with 1939 data, particularly with respect to establishment count.

Establishment definition.—For Census purposes, a business establishment is defined to include only enterprises conducted from a recognizable place of business, provided that the annual sales were in excess of \$5,000 for a wholesale trade establishment and \$500 for establishments in other trades. A detailed analysis of coverage will be provided in future Census of Business publications.

"Number of establishments" is the number of separate business locations, rather than the number of business companies or organizations, since the Census figures represent information reported separately for each business location or establishment. The establishment count reflects the number of places in business at the end of 1948 excluding administrative and executive offices of multinational organizations, and "chain store" warehouses.

Sales and receipts.—"1948 sales and receipts" represents sales of merchandise and receipts from repairs and other services to customers. The figures reflect deductions for returned goods and allowances, but not for trade-in allowances; they exclude sales and excise taxes collected from customers and paid directly to any taxing agency.

Proprietors.—"Active proprietors..." represents owners and partners of unincorporated businesses who devoted the major portion of their time to the business in November 1948.

Employment.—"Number of paid employees..." represents all employees on the pay roll for the pay period ending nearest November 15, 1948. "Full workweek" employees, whether regular or seasonal, are those who in the November 15 pay period were paid for working at least the number of hours typically worked in a week by employees of the reporting establishment.

1948 CENSUS OF BUSINESS

RETAIL, WHOLESALE, SERVICE TRADES

U. S. DEPARTMENT OF COMMERCE
BUREAU OF THE CENSUS

PRELIMINARY

For Release April 24, 1950

Release Series BC-1P-39-040

RICHLAND COUNTY, S. C.

Retail, wholesale, and service establishments located in Richland County, South Carolina, showed a substantial expansion in dollar volume of trade from 1939 to 1948 according to preliminary figures from the 1948 Census of Business released today by the Bureau of the Census, U. S. Department of Commerce.

Retail sales in the county during 1948 aggregated \$119.1 million, an increase of 239 percent over the \$35.1 million sales in 1939, when the preceding Census of Business was taken. Wholesale sales volume in the county showed a 320 percent rise over the same period, reaching a total of \$199.3 million in 1948 as compared with \$47.4 million in 1939. The service trades included in the Census of Business reported receipts totaling \$8.6 million in 1948 compared with \$2.7 million in 1939.

Employment in the county also rose over the 9-year period between 1939 and 1948 for the trades covered by the Census of Business. Retail trade establishments reported 7,612 paid employees for the workweek ended nearest November 15, 1948. Of these, 6,487 worked the full week, and the remainder part of the week. The comparable figures for 1939 were 4,799 and 3,954. Wholesale trade establishments reported a total of 3,134 full- and part-week employees for the week of November 15, 1948, compared with 1,538 for the same week in 1939. For the selected service trades, November 15, 1948, paid employees numbered 2,011; the comparable figure for 1939, adjusted for change in scope between the two Censuses, was 1,529.

These preliminary figures have been derived from a Census report on Richland County, South Carolina. The report also contains data for the cities of Columbia and Eau Claire.

Final figures, superseding the preliminary data for Richland County, will be included in a Bulletin for the State of South Carolina to be issued in several months. Similar data will be made available this year in preliminary and final form for each of the counties and States. A single copy of the preliminary release for Richland County as well as an order blank for other area releases may be obtained by writing to the Bureau of the Census, Washington 25, D. C.

90263

Table 1.—CENSUS OF BUSINESS PRELIMINARY RESULTS FOR 1948, BY TRADE GROUP

RICHLAND COUNTY, S. C.

Trade group and kind of business	Number of establishments	1948 sales and receipts (Thousand dollars)	Active proprietors of unincorporated businesses Nov. 1948	Paid employees, workweek ended nearest Nov. 15, 1948	
				Total employees ¹	Full workweek employees
RETAIL TRADE, total.....	1,468	119,138	1,249	7,612	6,487
Food group.....	509	21,967	461	923	694
Eating and drinking places.....	231	6,075	233	1,129	996
General merchandise grp, general stores.	46	14,159	19	1,490	1,080
Apparel group.....	87	11,310	50	691	570
Furniture-home furnishings-appliance grp.	71	7,194	53	539	516
Automotive group.....	59	26,286	40	865	847
Gasoline service stations.....	139	6,545	130	405	355
Lumber-building-hardware group.....	34	5,990	20	405	357
Drug and proprietary stores.....	46	4,052	31	381	339
All other retail stores.....	246	15,560	212	784	733
WHOLESALE TRADE, total.....	266	199,282	150	3,134	x
Merchant wholesalers, total.....	199	130,092	130	2,375	x
Groceries, foods.....	48	23,571	56	493	x
Dry goods, apparel.....	7	1,658	9	27	x
Hardware, elec'l, plum'g and heating.	23	20,767	12	342	x
Mach'y, equip't, industrial supplies..	43	16,451	16	470	x
Automotive parts, accessories.....	10	2,747	4	164	x
All other merchant wholesalers.....	68	64,898	33	879	x
Manufact'rs' sales branches, offices...	36	31,772	-	510	x
Agents, brokers (merchandise).....	14	19,012	12	127	x
Other wholesale.....	17	18,406	8	122	x
SELECTED SERVICE TRADES, ^{2/} total.....	388	8,643	370	2,011	1,901
Personal services.....	246	5,173	234	1,516	1,442
Business services.....	21	643	14	153	136
Automotive repairs and services.....	71	1,811	71	223	212
Other repair services.....	50	1,016	51	119	111
HOTELS.....	13	1,924	9	557	523
TOURIST COURTS AND CAMPS.....	12	107	9	27	23

x Not available.

^{1/} Includes employees paid for less than the full workweek.^{2/} See General Description on last page for changes from the 1939 Census of Business in the coverage of Service Trades.

Table 2.—CENSUS OF BUSINESS PRELIMINARY RESULTS FOR 1948 FOR CITIES OF 2,500 INHABITANTS OR MORE

RICHLAND COUNTY, S. C.

(Data omitted for trade groups where necessary to avoid disclosure)

City and trade group ¹	Number of establishments	1948 sales and receipts (Thousand dollars)	Active proprietors of unincorporated businesses Nov. 1948	Paid employees, workweek ended nearest Nov. 15, 1948	
				Total employees ²	Full workweek employees
Columbia:					
Retail trade.....	1,107	109,692	904	7,190	6,136
Wholesale trade.....	249	190,388	139	2,915	x
Selected service trades....	327	7,974	303	1,909	1,803
Hotels.....	13	1,924	9	557	523
Eau Claire:					
Retail trade.....	63	2,930	62	100	90
Selected service trades....	14	268	13	46	45
Remainder of county:^{3/}					
Retail trade.....	298	6,516	283	322	261
Wholesale trade.....	17	8,894	11	219	x
Selected service trades....	47	401	54	56	53

x Not available.

1/ See General Description on this page for changes from the 1939 Census of Business in the coverage of Service Trades.

2/ Includes employees paid for less than the full workweek.

3/ Includes figures for establishments, other than wholesale, not located in cities of 2,500 inhabitants or more, and wholesale establishments not located in cities of 5,000 inhabitants or more.

GENERAL DESCRIPTION OF PRELIMINARY RELEASES FOR THE 1948 CENSUS OF BUSINESS

This series of releases, of which one is planned for each county in the United States, presents preliminary results of the 1948 Census of Business. The information is based on reports submitted by business establishments for that Census. The figures shown are preliminary, and are subject to revision in the final Census publications, but the changes are expected to be relatively minor with respect to coverage. The final Census figures will be issued in a series of Business Census bulletins which will show additional detailed kind-of-business information for all places where there are a sufficient number of establishments.

The 1948 Census of Business was taken under the provision of the Act of June 19, 1948, which provides that the Business Census be taken for 1948 and for each fifth year thereafter. Previous Business Censuses were taken for the years 1929, 1933, 1935, and 1939.

Scope of the Census.—The 1948 Census of Business covered all establishments in the following trades, as defined by the Standard Industrial Classification Manual, May 1949 issue, of the Executive Office of the President: all retail trades; all wholesale trades; all service trades in the following four groups—personal services, business services, automobile repairs and services, and miscellaneous repair services; hotels; tourist courts and camps; and amusements, including motion picture theaters. Some important services not covered are radio broadcasting and television, medical and health, legal, educational, nonprofit, accounting, and domestic services.

This coverage is similar to that of the 1939 Business Census. However, "custom trades" and "services incidental to transportation," which are no longer included in the standard classification of the service trades, are not covered by the 1948 Census. In a number of localities, these exclusions as well as

other changes in the standard classification may have a considerable effect in comparing 1948 with 1939 data, particularly with respect to establishment count.


Establishment definition.—For Census purposes, a business establishment is defined to include only enterprises conducted from a recognizable place of business, provided that the annual sales were in excess of \$5,000 for a wholesale trade establishment and \$500 for establishments in other trades. A detailed analysis of coverage will be provided in future Census of Business publications.

"Number of establishments" is the number of separate business locations, rather than the number of business companies or organizations, since the Census figures represent information reported separately for each business location or establishment. The establishment count reflects the number of places in business at the end of 1948 excluding administrative and executive offices of multiunit organizations, and "chain store" warehouses.

Sales and receipts.—"1948 sales and receipts" represents sales of merchandise and receipts from repairs and other services to customers. The figures reflect deductions for returned goods and allowances, but not for trade-in allowances; they exclude sales and excise taxes collected from customers and paid directly to any taxing agency.

Proprietors.—"Active proprietors..." represents owners and partners of unincorporated businesses who devoted the major portion of their time to the business in November 1948.

Employment.—"Number of paid employees..." represents all employees on the pay roll for the pay period ending nearest November 15, 1948. "Full workweek" employees, whether regular or seasonal, are those who in the November 15 pay period were paid for working at least the number of hours typically worked in a week by employees of the reporting establishment.



1948 CENSUS OF BUSINESS

RETAIL, WHOLESALE, SERVICE TRADES

U. S. DEPARTMENT OF COMMERCE
BUREAU OF THE CENSUS

PRELIMINARY

For Release April 10, 1950

Release Series BC-1P-39-041

SALUDA COUNTY, S. C.

Retail and service establishments located in Saluda County, South Carolina, showed a substantial expansion in dollar volume of trade from 1939 to 1948 according to preliminary figures from the 1948 Census of Business released today by the Bureau of the Census, U. S. Department of Commerce.

Retail sales in the county during 1948 aggregated \$4.3 million, an increase of 258 percent over the \$1.2 million in 1939, when the preceding Census of Business was taken. The service trades included in the Census of Business recorded receipts totaling \$161,000 in 1948 compared with \$64,000 in 1939.

Employment in the county rose over the 9-year period between 1939 and 1948 for retail trade. Establishments in this trade reported a total of 142 paid employees for the workweek ended nearest November 15, 1948. This compared with a total of 86 employees reported for the week of November 15, 1939. Service establishments reported 26 paid employees for the November 15, 1948 workweek, a decrease from the 52 employees reported for the same week in 1939.

These preliminary figures have been derived from a Census report on Saluda County, South Carolina. Final figures, superseding the preliminary data for Saluda County, will be included in a Bulletin for the State of South Carolina to be issued in several months. Similar data will be made available this year in preliminary and final form for each of the counties and States. A single copy of the preliminary release for Saluda County as well as an order blank for other area releases may be obtained by writing to the Bureau of the Census, Washington 25, D. C.

Table 1.—CENSUS OF BUSINESS PRELIMINARY RESULTS FOR 1948, BY TRADE GROUP

SALUDA COUNTY, S. C.

Trade group and kind of business	Number of establishments	1948 sales and receipts (Thousand dollars)	Active proprietors of unincorporated businesses Nov. 1948	Paid employees, workweek ended nearest Nov. 15, 1948	
				Total employees ¹	Full workweek employees
RETAIL TRADE, total.....	142	4,282	148	142	101
Food group.....	50	883	54	21	11
Eating and drinking places.....	11	174	12	21	15
Gasoline service stations.....	28	343	28	22	17
All other retail stores.....	53	2,882	54	78	58
SELECTED SERVICE TRADES, ² /total...	22	161	21	26	18
Personal services.....	15	102	12	20	12
All other service trades.....	7	59	9	6	6

¹/ Includes employees paid for less than the full workweek.

²/ See General Description on last page for changes from the 1939 Census of Business in the coverage of Service Trades.

GENERAL DESCRIPTION OF PRELIMINARY RELEASES FOR THE 1948 CENSUS OF BUSINESS

This series of releases, of which one is planned for each county in the United States, presents preliminary results of the 1948 Census of Business. The information is based on reports submitted by business establishments for that Census. The figures shown are preliminary, and are subject to revision in the final Census publications, but the changes are expected to be relatively minor with respect to coverage. The final Census figures will be issued in a series of Business Census bulletins which will show additional detailed kind-of-business information for all places where there are a sufficient number of establishments.

The 1948 Census of Business was taken under the provision of the Act of June 19, 1948, which provides that the Business Census be taken for 1948 and for each fifth year thereafter. Previous Business Censuses were taken for the years 1929, 1933, 1935, and 1939.

Scope of the Census.—The 1948 Census of Business covered all establishments in the following trades, as defined by the Standard Industrial Classification Manual, May 1949 issue, of the Executive Office of the President: all retail trades; all wholesale trades; all service trades in the following four groups—personal services, business services, automobile repairs and services, and miscellaneous repair services; hotels; tourist courts and camps; and amusements, including motion picture theaters. Some important services not covered are radio broadcasting and television, medical and health, legal, educational, nonprofit, accounting, and domestic services.

This coverage is similar to that of the 1939 Business Census. However, "custom trades" and "services incidental to transportation," which are no longer included in the standard classification of the service trades, are not covered by the 1948 Census. In a number of localities, these exclusions as well as other changes in the standard classification may have a considerable effect in comparing

1948 with 1939 data, particularly with respect to establishment count.

Establishment definition.—For Census purposes, a business establishment is defined to include only enterprises conducted from a recognizable place of business, provided that the annual sales were in excess of \$5,000 for a wholesale trade establishment and \$500 for establishments in other trades. A detailed analysis of coverage will be provided in future Census of Business publications.

"Number of establishments" is the number of separate business locations, rather than the number of business companies or organizations, since the Census figures represent information reported separately for each business location or establishment. The establishment count reflects the number of places in business at the end of 1948 excluding administrative and executive offices of multiunit organizations, and "chain store" warehouses.

Sales and receipts.—"1948 sales and receipts" represents sales of merchandise and receipts from repairs and other services to customers. The figures reflect deductions for returned goods and allowances, but not for trade-in allowances; they exclude sales and excise taxes collected from customers and paid directly to any taxing agency.

Proprietors.—"Active proprietors..." represents owners and partners of unincorporated businesses who devoted the major portion of their time to the business in November 1948.

Employment.—"Number of paid employees..." represents all employees on the pay roll for the pay period ending nearest November 15, 1948. "Full workweek" employees, whether regular or seasonal, are those who in the November 15 pay period were paid for working at least the number of hours typically worked in a week by employees of the reporting establishment.

1948 CENSUS OF BUSINESS

RETAIL, WHOLESALE, SERVICE TRADES

U. S. DEPARTMENT OF COMMERCE
BUREAU OF THE CENSUS

PRELIMINARY

For Release April 27, 1950

Release Series BC-1P-39-042

SPARTANBURG COUNTY, S. C.

Retail, wholesale, and service establishments located in Spartanburg County, South Carolina, showed a substantial expansion in dollar volume of trade from 1939 to 1948 according to preliminary figures from the 1948 Census of Business released today by the Bureau of the Census, U. S. Department.

Retail sales in the county during 1948 aggregated \$101.3 million, an increase of 272 percent over the \$27.2 million in 1939, when the preceding Census of Business was taken. Wholesale sales in the county reached a total of \$132.7 million in 1948 as compared with \$25.4 million in 1939. The service trades included in the Census of Business recorded receipts totaling \$5.4 million in 1948 compared with \$1.5 million in 1939.

Employment in the county also rose over the 9-year period between 1939 and 1948 for the above trades. Establishments in these trades reported a combined total of 8,184 paid employees for the workweek ended nearest November 15, 1948. This compared with a total of 5,235 employees reported for the week of November 15, 1939.

These preliminary figures have been derived from a Census report on Spartanburg County, South Carolina, which also includes data for the cities of Spartanburg, and Woodruff. Final figures, superseding the preliminary data for Spartanburg County, will be included in a Bulletin for the State of South Carolina to be issued in several months. Similar data will be made available this year in preliminary and final form for each of the counties and States. A single copy of the preliminary release for Spartanburg County as well as an order blank for other area releases may be obtained by writing to the Bureau of the Census, Washington 25, D. C.

Table 1.—CENSUS OF BUSINESS PRELIMINARY RESULTS FOR 1948, BY TRADE GROUP
SPARTANBURG COUNTY, S. C.

Trade group and kind of business	Number of establishments	1948 sales and receipts (Thousand dollars)	Active proprietors of unincorporated businesses Nov. 1948	Paid employees, workweek ended nearest Nov. 15, 1948	
				Total employees ¹	Full workweek employees
RETAIL TRADE, total.....	1,348	101,265	1,255	5,597	4,482
Food group.....	455	23,182	427	863	566
Eating and drinking places.....	219	4,001	231	640	491
General merchandise grp, general stores	77	14,528	42	1,197	837
Apparel group.....	50	10,812	37	537	437
Furniture-home furnishgs-appliance grp	52	6,682	37	404	381
Automotive group.....	67	19,295	64	739	698
Gasoline service stations.....	207	5,413	216	289	231
Lumber-building-hardware group.....	47	7,394	44	346	334
Drug and proprietary stores.....	29	2,670	31	233	199
All other retail stores.....	145	7,288	126	349	308
WHOLESALE TRADE, total.....	111	132,716	54	1,295	x
Merchant wholesalers, total.....	56	48,456	26	888	x
Groceries, foods.....	9	11,286	3	259	x
Hardware, elec'l, plum'g and heat'g.	9	10,231	4	235	x
Automotive parts, accessories.....	5	1,251	3	51	x
All other merchant wholesalers.....	33	25,688	16	343	x
Petroleum bulk plants, terminals.....	20	16,204	10	130	x
Agents, brokers (merchandise).....	19	49,743	15	51	x
Other types of wholesale.....	16	18,313	3	226	x
SELECTED SERVICE TRADES, ^{2/} total.....	389	5,379	404	1,292	1,177
Personal services.....	225	3,126	232	947	861
All other service trades.....	164	2,253	172	345	316
HOTELS.....		Data withheld to avoid disclosure.			

x Not available.

^{1/} Includes employees paid for less than full workweek.

^{2/} See General Description on last page for changes from the 1939 Census of Business in the coverage of Service Trades.

Table 2.—CENSUS OF BUSINESS PRELIMINARY RESULTS FOR 1948 FOR CITIES OF 2,500 INHABITANTS OR MORE

SPARTANBURG COUNTY, S. C.

(Data omitted for trade groups where necessary to avoid disclosure)

City and trade group ¹	Number of establishments	1948 sales and receipts (Thousand dollars)	Active proprietors of unincorporated businesses Nov. 1948	Paid employees, workweek ended nearest Nov. 15, 1948	
				Total employees ²	Full workweek employees
Spartanburg:					
Retail trade.....	572	68,696	498	4,128	3,413
Wholesale trade.....	83	115,163	39	1,114	x
Selected service trades....	200	3,670	208	948	880
Hotels.....	7	498	5	143	131
Woodruff:					
Retail trade.....	61	4,505	60	221	144
Selected service trades....	19	172	21	41	31
Remainder of county:^{3/}					
Retail trade.....	715	28,064	697	1,248	925
Wholesale trade.....	28	17,553	15	181	x
Selected service trades....	170	1,537	175	303	266

x Not available.

^{1/} See General Description on this page for changes from the 1939 Census of Business in the coverage of Service Trades.^{2/} Includes employees paid for less than the full workweek.^{3/} Included figures for establishments, other than wholesale, not located in cities of 2,500 inhabitants or more, and wholesale establishments not located in cities of 5,000 inhabitants or more.

GENERAL DESCRIPTION OF PRELIMINARY RELEASES FOR THE 1948 CENSUS OF BUSINESS

This series of releases, of which one is planned for each county in the United States, presents preliminary results of the 1948 Census of Business. The information is based on reports submitted by business establishments for that Census. The figures shown are preliminary, and are subject to revision in the final Census publications, but the changes are expected to be relatively minor with respect to coverage. The final Census figures will be issued in a series of Business Census bulletins which will show additional detailed kind-of-business information for all places where there are a sufficient number of establishments.

The 1948 Census of Business was taken under the provision of the Act of June 19, 1948, which provides that the Business Census be taken for 1948 and for each fifth year thereafter. Previous Business Censuses were taken for the years 1929, 1933, 1935, and 1939.

Scope of the Census.—The 1948 Census of Business covered all establishments in the following trades, as defined by the Standard Industrial Classification Manual, May 1949 issue, of the Executive Office of the President: all retail trades; all wholesale trades; all service trades in the following four groups—personal services, business services, automobile repairs and services, and miscellaneous repair services; hotels; tourist courts and camps; and amusements, including motion picture theaters. Some important services not covered are radio broadcasting and television, medical and health, legal, educational, nonprofit, accounting, and domestic services.

This coverage is similar to that of the 1939 Business Census. However, "custom trades" and "services incidental to transportation," which are no longer included in the standard classification of the service trades, are not covered by the 1948 Census. In a number of localities, these exclusions as well as

other changes in the standard classification may have a considerable effect in comparing 1948 with 1939 data, particularly with respect to establishment count.


Establishment definition.—For Census purposes, a business establishment is defined to include only enterprises conducted from a recognizable place of business, provided that the annual sales were in excess of \$5,000 for a wholesale trade establishment and \$500 for establishments in other trades. A detailed analysis of coverage will be provided in future Census of Business publications.

"Number of establishments" is the number of separate business locations, rather than the number of business companies or organizations, since the Census figures represent information reported separately for each business location or establishment. The establishment count reflects the number of places in business at the end of 1948 excluding administrative and executive offices of multiunit organizations, and "chain store" warehouses.

Sales and receipts.—"1948 sales and receipts" represents sales of merchandise and receipts from repairs and other services to customers. The figures reflect deductions for returned goods and allowances, but not for trade-in allowances; they exclude sales and excise taxes collected from customers and paid directly to any taxing agency.

Proprietors.—"Active proprietors..." represents owners and partners of unincorporated businesses who devoted the major portion of their time to the business in November 1948.

Employment.—"Number of paid employees..." represents all employees on the pay roll for the pay period ending nearest November 15, 1948. "Full workweek" employees, whether regular or seasonal, are those who in the November 15 pay period were paid for working at least the number of hours typically worked in a week by employees of the reporting establishment.



1948 CENSUS OF BUSINESS

RETAIL, WHOLESALE, SERVICE TRADES

U. S. DEPARTMENT OF COMMERCE
BUREAU OF THE CENSUS

PRELIMINARY

For Release April 3, 1950

Release Series BC-1P-39-043

SUMTER COUNTY, S. C.

Retail, wholesale, and service establishments located in Sumter County, South Carolina, showed a substantial expansion in dollar volume of trade from 1939 to 1948 according to preliminary figures from the 1948 Census of Business released today by the Bureau of the Census, U. S. Department of Commerce.

Retail sales in the county during 1948 aggregated \$28.2 million, an increase of 182 percent over the \$10.0 million in 1939, when the preceding Census of Business was taken. Wholesale sales in the county reached a total of \$27.6 million in 1948 as compared with \$6.4 million in 1939. The service trades included in the Census of Business recorded receipts totaling \$1.4 million in 1948 compared with \$0.4 million in 1939.

Employment in the county also rose over the 9-year period between 1939 and 1948 for the above trades. Establishments in these trades reported a combined total of 2,675 paid employees for the workweek ended nearest November 15, 1948. This compared with a total of 1,870 employees reported for the week of November 15, 1939.

These preliminary figures have been derived from a Census report on Sumter County, South Carolina, which also includes data for the city of Sumter. Final figures, superseding the preliminary data for Sumter County, will be included in a Bulletin for the State of South Carolina to be issued in several months. Similar data will be made available this year in preliminary and final form for each of the counties and States. A single copy of the preliminary release for Sumter County as well as an order blank for other area releases may be obtained by writing to the Bureau of the Census, Washington 25, D. C.

Table 1.—CENSUS OF BUSINESS PRELIMINARY RESULTS FOR 1948, BY TRADE GROUP

SUMTER COUNTY, S. C.

Trade group and kind of business	Number of establishments	1948 sales and receipts (Thousand dollars)	Active proprietors of unincorporated businesses Nov. 1948	Paid employees, workweek ended nearest Nov. 15, 1948	
				Total employees ¹	Full workweek employees
RETAIL TRADE, total	537	28,230	457	1,827	1,348
Food group.....	222	6,957	191	310	211
Eating and drinking places.....	68	967	66	195	168
General merchandise grp, general stores	46	5,366	39	531	272
Apparel group.....	30	1,470	25	82	70
Furniture-home furnishings-appliance grp	19	1,859	13	94	86
Automotive group.....	21	4,411	16	187	172
Gasoline service stations.....	48	1,958	44	128	98
Lumber-building-hardware group.....	12	1,885	7	91	91
Drug and proprietary stores.....	13	847	9	78	70
All other retail stores.....	58	2,510	47	131	110
WHOLESALE TRADE, total	46	27,617	25	483	x
Merchant wholesalers.....	30	18,074	15	422	x
Other wholesale.....	16	9,543	10	61	x
SELECTED SERVICE TRADES,²/total	122	1,390	124	365	328
Personal services.....	70	781	69	256	229
All other service trades.....	52	609	55	109	99
TOURIST COURTS AND CAMPS	9	123	8	16	15

x Not available.

1/ Includes employees paid for less than the full workweek.

2/ See General Description on last page for changes from the 1939 Census of Business in the coverage of Service Trades.

Table 2.—CENSUS OF BUSINESS PRELIMINARY RESULTS FOR 1948 FOR CITIES OF 2,500 INHABITANTS OR MORE

SUMTER COUNTY, S. C.

(Data omitted for trade groups where necessary to avoid disclosure)

City and trade group ¹	Number of establishments	1948 sales and receipts (Thousand dollars)	Active proprietors of unincorporated businesses Nov. 1948	Paid employees, workweek ended nearest Nov. 15, 1948	
				Total employees ²	Full workweek employees
Sumter:					
Retail trade.....	322	23,901	258	1,639	1,234
Selected service trades....	97	1,234	96	337	302
Remainder of county:					
Retail trade.....	215	4,329	199	188	114
Selected service trades....	25	156	28	28	26

1/ See General Description on this page for changes from the 1939 Census of Business in the coverage of Service Trades.

2/ Includes employees paid for less than the full workweek.

GENERAL DESCRIPTION OF PRELIMINARY RELEASES FOR THE 1948 CENSUS OF BUSINESS

This series of releases, of which one is planned for each county in the United States, presents preliminary results of the 1948 Census of Business. The information is based on reports submitted by business establishments for that Census. The figures shown are preliminary, and are subject to revision in the final Census publications, but the changes are expected to be relatively minor with respect to coverage. The final Census figures will be issued in a series of Business Census bulletins which will show additional detailed kind-of-business information for all places where there are a sufficient number of establishments.

The 1948 Census of Business was taken under the provision of the Act of June 19, 1948, which provides that the Business Census be taken for 1948 and for each fifth year thereafter. Previous Business Censuses were taken for the years 1929, 1933, 1938, and 1939.

Scope of the Census.—The 1948 Census of Business covered all establishments in the following trades, as defined by the Standard Industrial Classification Manual, May 1949 issue, of the Executive Office of the President: all retail trades; all wholesale trades; all service trades in the following four groups—personal services, business services, automobile repairs and services, and miscellaneous repair services; hotels; tourist courts and camps; and amusements, including motion picture theaters. Some important services not covered are radio broadcasting and television, medical and health, legal, educational, nonprofit, accounting, and domestic services.

This coverage is similar to that of the 1939 Business Census. However, "custom trades" and "services incidental to transportation," which are no longer included in the standard classification of the service trades, are not covered by the 1948 Census. In a number of localities, these exclusions as well as

other changes in the standard classification may have a considerable effect in comparing 1948 with 1939 data, particularly with respect to establishment count.

Establishment definition.—For Census purposes, a business establishment is defined to include only enterprises conducted from a recognizable place of business, provided that the annual sales were in excess of \$5,000 for a wholesale trade establishment and \$500 for establishments in other trades. A detailed analysis of coverage will be provided in future Census of Business publications.

"Number of establishments" is the number of separate business locations, rather than the number of business companies or organizations, since the Census figures represent information reported separately for each business location or establishment. The establishment count reflects the number of places in business at the end of 1948 excluding administrative and executive offices of multiunit organizations, and "chain store" warehouses.

Sales and receipts.—"1948 sales and receipts" represents sales of merchandise and receipts from repairs and other services to customers. The figures reflect deductions for returned goods and allowances, but not for trade-in allowances; they exclude sales and excise taxes collected from customers and paid directly to any taxing agency.

Proprietors.—"Active proprietors..." represents owners and partners of unincorporated businesses who devoted the major portion of their time to the business in November 1948.

Employment.—"Number of paid employees..." represents all employees on the pay roll for the pay period ending nearest November 15, 1948. "Full workweek" employees, whether regular or seasonal, are those who in the November 15 pay period were paid for working at least the number of hours typically worked in a week by employees of the reporting establishment.

1948 CENSUS OF BUSINESS

RETAIL, WHOLESALE, SERVICE TRADES

U. S. DEPARTMENT OF COMMERCE
BUREAU OF THE CENSUS

PRELIMINARY

For Release March 30, 1950

Release Series BC-1P-39-044

UNION COUNTY, S. C.

Retail, wholesale, and service establishments located in Union County, South Carolina, showed a substantial expansion in dollar volume of trade from 1939 to 1948 according to preliminary figures from the 1948 Census of Business released today by the Bureau of the Census, U. S. Department of Commerce.

Retail sales in the county during 1948 aggregated \$15.0 million, an increase of 183 percent over the \$5.3 million in 1939, when the preceding Census of Business was taken. Wholesale sales in the county reached a total of \$5.1 million in 1948 as compared with \$1.6 million in 1939. The service trades included in the Census of Business recorded receipts totaling \$819,000 in 1948 compared with \$262,000 in 1939.

Employment in the county also rose over the 9-year period between 1939 and 1948 for the above trades. Establishments in these trades reported a combined total of 1,171 paid employees for the workweek ended nearest November 15, 1948. This compared with a total of 861 employees reported for the week of November 15, 1939.

These preliminary figures have been derived from a Census report on Union County, South Carolina, which also includes data for the city of Union. Final figures, superseding the preliminary data for Union County, will be included in a Bulletin for the State of South Carolina to be issued in several months. Similar data will be made available this year in preliminary and final form for each of the counties and States. A single copy, of the preliminary release for Union County as well as an order blank for other area releases may be obtained by writing to the Bureau of the Census, Washington 25, D. C.

Table 1.—CENSUS OF BUSINESS PRELIMINARY RESULTS FOR 1948, BY TRADE GROUP

UNION COUNTY, S. C.

Trade group and kind of business	Number of establishments	1948 sales and receipts (Thousand dollars)	Active proprietors of unincorporated businesses Nov. 1948	Paid employees, workweek ended nearest Nov. 15, 1948	
				Total employees ¹	Full workweek employees
RETAIL TRADE, total.....	278	14,962	250	811	588
Food group.....	107	4,497	98	146	91
Eating and drinking places.....	40	615	44	78	60
General merchandise group, general stores.....	18	2,212	5	192	107
Apparel group.....	13	854	10	49	42
Furniture-home furnishings appliance group.....	12	788	13	49	47
Automotive group.....	13	2,101	7	86	86
Gasoline service stations.....	36	1,018	38	50	38
Lumber-building-hardware group.	9	1,382	10	86	57
Drug and proprietary stores....	10	566	7	39	33
All other retail stores.....	20	929	18	36	27
WHOLESALE TRADE.....	12	5,104	9	66	x
SELECTED SERVICE TRADES, ^{2/} total.	72	819	77	294	273
Personal services.....	52	701	52	276	257
All other service trades.....	20	118	25	18	16

x Not available.

^{1/} Includes employees paid for less than the full workweek.

^{2/} See General Description on last page for changes from the 1939 Census of Business in the coverage of Service Trades.

Table 2.—CENSUS OF BUSINESS PRELIMINARY RESULTS FOR 1948 FOR CITIES OF 2,500 INHABITANTS OR MORE

UNION COUNTY, S. C.

(Data omitted for trade groups where necessary to avoid disclosure)

City and trade group ¹	Number of establishments	1948 sales and receipts (Thousand dollars)	Active proprietors of unincorporated businesses Nov. 1948	Paid employees, workweek ended nearest Nov. 15, 1948	
				Total employees ²	Full workweek employees
Union:					
Retail trade.....	138	10,945	117	651	499
Wholesale trade.....	12	5,104	9	66	x
Selected service trades....	46	688	50	263	245
Remainder of county:					
Retail trade.....	140	4,017	133	160	89
Selected service trades....	26	131	27	31	28

x Not available.

1/ See General Description on this page for changes from the 1939 Census of Business in the coverage of Service Trades.

2/ Includes employees paid for less than the full workweek.

GENERAL DESCRIPTION OF PRELIMINARY RELEASES FOR THE 1948 CENSUS OF BUSINESS

This series of releases, of which one is planned for each county in the United States, presents preliminary results of the 1948 Census of Business. The information is based on reports submitted by business establishments for that Census. The figures shown are preliminary, and are subject to revision in the final Census publications, but the changes are expected to be relatively minor with respect to coverage. The final Census figures will be issued in a series of Business Census bulletins which will show additional detailed kind-of-business information for all places where there are a sufficient number of establishments.

The 1948 Census of Business was taken under the provision of the Act of June 19, 1948, which provides that the Business Census be taken for 1948 and for each fifth year thereafter. Previous Business Censuses were taken for the years 1929, 1933, 1935, and 1939.

Scope of the Census.—The 1948 Census of Business covered all establishments in the following trades, as defined by the Standard Industrial Classification Manual, May 1949 issue, of the Executive Office of the President: all retail trades; all wholesale trades; all service trades in the following four groups—personal services, business services, automobile repairs and services, and miscellaneous repair services; hotels; tourist courts and camps; and amusements, including motion picture theaters. Some important services not covered are radio broadcasting and television, medical and health, legal, educational, nonprofit, accounting, and domestic services.

This coverage is similar to that of the 1939 Business Census. However, "custom trades" and "services incidental to transportation," which are no longer included in the standard classification of the service trades, are not covered by the 1948 Census. In a number of localities, these exclusions as well as

other changes in the standard classification may have a considerable effect in comparing 1948 with 1939 data, particularly with respect to establishment count.

Establishment definition.—For Census purposes, a business establishment is defined to include only enterprises conducted from a recognizable place of business, provided that the annual sales were in excess of \$5,000 for a wholesale trade establishment and \$500 for establishments in other trades. A detailed analysis of coverage will be provided in future Census of Business publications.

"Number of establishments" is the number of separate business locations, rather than the number of business companies or organizations, since the Census figures represent information reported separately for each business location or establishment. The establishment count reflects the number of places in business at the end of 1948 excluding administrative and executive offices of multiunit organizations, and "chain store" warehouses.

Sales and receipts.—"1948 sales and receipts" represents sales of merchandise and receipts from repairs and other services to customers. The figures reflect deductions for returned goods and allowances, but not for trade-in allowances; they exclude sales and excise taxes collected from customers and paid directly to any taxing agency.

Proprietors.—"Active proprietors..." represents owners and partners of unincorporated businesses who devoted the major portion of their time to the business in November 1948.

Employment.—"Number of paid employees..." represents all employees on the pay roll for the pay period ending nearest November 15, 1948. "Full workweek" employees, whether regular or seasonal, are those who in the November 15 pay period were paid for working at least the number of hours typically worked in a week by employees of the reporting establishment.

1948 CENSUS OF BUSINESS

RETAIL, WHOLESALE, SERVICE TRADES

U. S. DEPARTMENT OF COMMERCE
BUREAU OF THE CENSUS

PRELIMINARY

For Release April 3, 1950

Release Series BC-1P-39-045

WILLIAMSBURG COUNTY, S. C.

Retail, wholesale, and service establishments located in Williamsburg County, South Carolina, showed a substantial expansion in dollar volume of trade from 1939 to 1948 according to preliminary figures from the 1948 Census of Business released today by the Bureau of the Census, U. S. Department of Commerce.

Retail sales in the county during 1948 aggregated \$14.7 million, an increase of 287 percent over the \$3.8 million in 1939, when the preceding Census of Business was taken. Wholesale sales in the county reached a total of \$9.6 million in 1948 as compared with \$1.5 million in 1939. The service trades included in the Census of Business recorded receipts totaling \$456,000 in 1948 compared with \$87,000 in 1939.

Employment in the county also rose over the 9-year period between 1939 and 1948 for the above trades. Establishments in these trades reported a combined total of 959 paid employees for the workweek ended nearest November 15, 1948. This compared with a total of 530 employees reported for the week of November 15, 1939.

These preliminary figures have been derived from a Census report on Williamsburg County, South Carolina, which also includes data for the city of Kingstree. Final figures, superseding the preliminary data for Williamsburg County, will be included in a Bulletin for the State of South Carolina to be issued in several months. Similar data will be made available this year in preliminary and final form for each of the counties and States. A single copy of the preliminary release for Williamsburg County as well as an order blank for other area releases may be obtained by writing to the Bureau of the Census, Washington 25, D. C.

Table 1.—CENSUS OF BUSINESS PRELIMINARY RESULTS FOR 1948, BY TRADE GROUP

WILLIAMSBURG COUNTY, S. C.

Trade group and kind of business	Number of establishments	1948 sales and receipts (Thousand dollars)	Active proprietors of unincorporated businesses Nov. 1948	Paid employees, workweek ended nearest Nov. 15, 1948	
				Total employees ¹	Full workweek employees
RETAIL TRADE, total.....	445	14,726	408	722	535
Food group.....	184	3,646	172	142	88
Eating and drinking places.....	65	336	63	24	20
General merchandise group, general stores	41	1,993	36	153	74
Apparel group.....	12	954	8	55	38
Furniture-home furnishings-appliance grp	19	878	18	56	52
Automotive group.....	23	2,932	20	133	127
Gasoline service stations.....	37	755	38	49	34
Lumber-building-hardware group.....	12	906	11	31	29
Drug and proprietary stores.....	9	325	6	23	20
All other retail stores.....	43	2,001	36	56	53
WHOLESALE TRADE.....	23	9,613	26	103	x
SELECTED SERVICE TRADES, ^{2/} total.....	65	456	65	134	108
Personal services.....	40	323	39	114	94
All other service trades.....	25	133	26	20	14

x Not available.

^{1/} Includes employees paid for less than the full workweek.

^{2/} See General Description on last page for changes from the 1939 Census of Business in the coverage of Service Trades.

Table 2.—CENSUS OF BUSINESS PRELIMINARY RESULTS FOR 1948 FOR CITIES OF 2,500 INHABITANTS OR MORE
WILLIAMSBURG COUNTY, S. C.

(Data omitted for trade groups where necessary to avoid disclosure)

City and trade group ¹	Number of establishments	1948 sales and receipts (Thousand dollars)	Active proprietors of unincorporated businesses Nov. 1948	Paid employees, workweek ended nearest Nov. 15, 1948	
				Total employees ²	Full workweek employees
Kingstree:					
Retail trade.....	132	7,952	114	436	330
Selected service trades.....	30	279	29	105	83
Remainder of county:					
Retail trade.....	313	6,774	294	286	205
Selected service trades.....	35	177	36	29	25

1/ See General Description on this page for changes from the 1939 Census of Business in the coverage of Service Trades.

2/ Includes employees paid for less than the full workweek.

GENERAL DESCRIPTION OF PRELIMINARY RELEASES FOR THE 1948 CENSUS OF BUSINESS

This series of releases, of which one is planned for each county in the United States, presents preliminary results of the 1948 Census of Business. The information is based on reports submitted by business establishments for that Census. The figures shown are preliminary, and are subject to revision in the final Census publications, but the changes are expected to be relatively minor with respect to coverage. The final Census figures will be issued in a series of Business Census bulletins which will show additional detailed kind-of-business information for all places where there are a sufficient number of establishments.

The 1948 Census of Business was taken under the provision of the Act of June 19, 1948, which provides that the Business Census be taken for 1948 and for each fifth year thereafter. Previous Business Censuses were taken for the years 1929, 1933, 1935, and 1939.

Scope of the Census.—The 1948 Census of Business covered all establishments in the following trades, as defined by the Standard Industrial Classification Manual, May 1949 issue, of the Executive Office of the President: all retail trades; all wholesale trades; all service trades in the following four groups—personal services, business services, automobile repairs and services, and miscellaneous repair services; hotels; tourist courts and camps; and amusements, including motion picture theaters. Some important services not covered are radio broadcasting and television, medical and health, legal, educational, nonprofit, accounting, and domestic services.

This coverage is similar to that of the 1939 Business Census. However, "custom trades" and "services incidental to transportation," which are no longer included in the standard classification of the service trades, are not covered by the 1948 Census. In a number of localities, these exclusions as well as

other changes in the standard classification may have a considerable effect in comparing 1948 with 1939 data, particularly with respect to establishment count.

Establishment definition.—For Census purposes, a business establishment is defined to include only enterprises conducted from a recognizable place of business, provided that the annual sales were in excess of \$5,000 for a wholesale trade establishment and \$500 for establishments in other trades. A detailed analysis of coverage will be provided in future Censuses of Business publications.

"Number of establishments" is the number of separate business locations, rather than the number of business companies or organizations, since the Census figures represent information reported separately for each business location or establishment. The establishment count reflects the number of places in business at the end of 1948 excluding administrative and executive offices of multiunit organizations, and "chain store" warehouses.

Sales and receipts.—"1948 sales and receipts" represents sales of merchandise and receipts from repairs and other services to customers. The figures reflect deductions for returned goods and allowances, but not for trade-in allowances; they exclude sales and excise taxes collected from customers and paid directly to any taxing agency.

Proprietors.—"Active proprietors..." represents owners and partners of unincorporated businesses who devoted the major portion of their time to the business in November 1948.

Employment.—"Number of paid employees..." represents all employees on the pay roll for the pay period ending nearest November 15, 1948. "Full workweek" employees, whether regular or seasonal, are those who in the November 15 pay period were paid for working at least the number of hours typically worked in a week by employees of the reporting establishment.

1948 CENSUS OF BUSINESS

RETAIL, WHOLESALE, SERVICE TRADES

U. S. DEPARTMENT OF COMMERCE
BUREAU OF THE CENSUS

PRELIMINARY

For Release April 6, 1950

Release Series BC-1P- 39-046

YORK COUNTY, S. C.

Retail, wholesale, and service establishments located in York County, South Carolina, showed a substantial expansion in dollar volume of trade from 1939 to 1948 according to preliminary figures from the 1948 Census of Business released today by the Bureau of the Census, U. S. Department of Commerce.

Retail sales in the county during 1948 aggregated \$44.2 million, an increase of 309 percent over the \$10.8 million in 1939, when the preceding Census of Business was taken. Wholesale sales in the county reached a total of \$23.9 million in 1948 as compared with \$7.0 million in 1939. The service trades included in the Census of Business recorded receipts totaling \$2.2 million in 1948 compared with \$0.5 million in 1939.

Employment in the county also rose over the 9-year period between 1939 and 1948 for the above trades. Establishments in these trades reported a combined total of 3,182 paid employees for the workweek ended nearest November 15, 1948. This compared with a total of 1,814 employees reported for the week of November 15, 1939.

These preliminary figures have been derived from a Census report on York County, South Carolina, which also includes data for the cities of Clover, Fort Mill, Rock Hill, and York. Final figures, superseding the preliminary data for York County, will be included in a Bulletin for the State of South Carolina to be issued in several months. Similar data will be made available this year in preliminary and final form for each of the counties and States. A single copy of the preliminary release for York County as well as an order blank for other area releases may be obtained by writing to the Bureau of the Census, Washington 25, D. C.

Table 1.—CENSUS OF BUSINESS PRELIMINARY RESULTS FOR 1948, BY TRADE GROUP
YORK COUNTY, S. C.

Trade group and kind of business	Number of establishments	1948 sales and receipts (Thousand dollars)	Active proprietors of unincorporated businesses Nov. 1948	Paid employees, workweek ended nearest Nov. 15, 1948	
				Total employees ¹	Full workweek employees
RETAIL TRADE, total.....	725	44,208	664	2,422	1,796
Food group.....	282	11,514	286	387	247
Eating and drinking places.....	96	1,725	102	203	168
General merchandise group, general stores	31	5,095	21	562	283
Apparel group.....	33	2,297	25	140	99
Furniture-home furnishings-appliance grp	40	3,624	24	198	190
Automotive group.....	42	6,385	39	212	204
Gasoline service stations.....	66	2,137	68	124	100
Lumber-building-hardware group.....	33	5,092	21	296	263
Drug and proprietary stores.....	15	1,157	14	98	86
All other retail stores.....	87	5,182	64	202	156
WHOLESALE TRADE, total.....	51	23,899	30	223	x
Merchant wholesalers.....	29	5,791	16	140	x
Petroleum bulk plants, terminals.....	11	3,674	10	42	x
Other wholesale.....	11	14,434	4	41	x
SELECTED SERVICE TRADES, ^{2/} total.....	166	2,218	173	537	500
Personal services.....	97	1,513	96	451	421
All other service trades.....	69	705	77	86	79
AMUSEMENTS.....	15	372	8	62	x

x Not available.

^{1/} Includes employees paid for less than the full workweek.

^{2/} See General Description on last page for changes from the 1939 Census of Business in the coverage of Service Trades.

Table 2.—CENSUS OF BUSINESS PRELIMINARY RESULTS FOR 1948 FOR CITIES OF 2,500 INHABITANTS OR MORE

YORK COUNTY, S. C.

(Data omitted for trade groups where necessary to avoid disclosure)

City and trade group ¹	Number of establishments	1948 sales and receipts (Thousand dollars)	Active proprietors of unincorporated businesses Nov. 1948	Paid employees, workweek ended nearest Nov. 15, 1948	
				Total employees ²	Full workweek employees
Clover:					
Retail trade.....	74	3,801	64	180	132
Selected Service trades....	15	115	14	14	11
Fort Mill:					
Retail trade.....	64	4,233	56	210	154
Selected service trades....	19	165	21	51	46
Rock Hill:					
Retail trade.....	317	27,474	276	1,580	1,171
Wholesale trade.....	32	12,613	20	171	x
Selected service trades....	97	1,639	98	420	397
Amusements.....	10	261	3	44	x
York:					
Retail trade.....	89	5,252	78	357	266
Selected service trades....	12	105	13	31	26
Remainder of county:^{3/}					
Retail trade.....	181	3,448	190	95	73
Wholesale trade.....	19	11,286	10	52	x
Selected service trades....	23	194	27	21	20

x Not available.

1/ See General Description on this page for changes from the 1939 Census of Business in the coverage of Service Trades.

2/ Includes employees paid for less than the full workweek.

3/ Includes figures for establishments, other than wholesale, not located in cities of 2,500 inhabitants or more, and wholesale establishments not located in cities of 5,000 inhabitants or more.

GENERAL DESCRIPTION OF PRELIMINARY RELEASES FOR THE 1948 CENSUS OF BUSINESS

This series of releases, of which one is planned for each county in the United States, presents preliminary results of the 1948 Census of Business. The information is based on reports submitted by business establishments for that Census. The figures shown are preliminary, and are subject to revision in the final Census publications, but the changes are expected to be relatively minor with respect to coverage. The final Census figures will be issued in a series of Business Census bulletins which will show additional detailed kind-of-business information for all places where there are a sufficient number of establishments.

The 1948 Census of Business was taken under the provision of the Act of June 19, 1948, which provides that the Business Census be taken for 1948 and for each fifth year thereafter. Previous Business Censuses were taken for the years 1929, 1933, 1935, and 1939.

Scope of the Census.—The 1948 Census of Business covered all establishments in the following trades, as defined by the Standard Industrial Classification Manual, May 1949 issue, of the Executive Office of the President: all retail trades; all wholesale trades; all service trades in the following four groups—personal services, business services, automobile repairs and services, and miscellaneous repair services; hotels; tourist courts and camps; and amusements, including motion picture theaters. Some important services not covered are radio broadcasting and television, medical and health, legal, educational, nonprofit, accounting, and domestic services.

This coverage is similar to that of the 1939 Business Census. However, "custom trades" and "services incidental to transportation," which are no longer included in the standard classification of the service trades, are not covered by the 1948 Census. In a number of localities, these exclusions as well as

other changes in the standard classification may have a considerable effect in comparing 1948 with 1939 data, particularly with respect to establishment count.


Establishment definition.—For Census purposes, a business establishment is defined to include only enterprises conducted from a recognizable place of business, provided that the annual sales were in excess of \$5,000 for a wholesale trade establishment and \$500 for establishments in other trades. A detailed analysis of coverage will be provided in future Census of Business publications.

"Number of establishments" is the number of separate business locations, rather than the number of business companies or organizations, since the Census figures represent information reported separately for each business location or establishment. The establishment count reflects the number of places in business at the end of 1948 excluding administrative and executive offices of multiunit organizations, and "chain store" warehouses.

Sales and receipts.—"1948 sales and receipts" represents sales of merchandise and receipts from repairs and other services to customers. The figures reflect deductions for returned goods and allowances, but not for trade-in allowances; they exclude sales and excise taxes collected from customers and paid directly to any taxing agency.

Proprietors.—"Active proprietors..." represents owners and partners of unincorporated businesses who devoted the major portion of their time to the business in November 1948.

Employment.—"Number of paid employees..." represents all employees on the pay roll for the pay period ending nearest November 15, 1948. "Full workweek" employees, whether regular or seasonal, are those who in the November 15 pay period were paid for working at least the number of hours typically worked in a week by employees of the reporting establishment.








SOUTH DAKOTA

counties

SOUTH DAKOTA

- | | | |
|-----------------|---------------|----------------|
| 1. Armstrong | (not printed) | 35. Hyde |
| 2. Aurora | | 36. Jackson |
| 3. Beadle | | 37. Jerauld |
| 4. Bennett | | 38. Jones |
| 5. Bon Homme | | 39. Kingsbury |
| 6. Brookings | | 40. Lake |
| 7. Brown | | 41. Lawrence |
| 8. Brule | | 42. Lincoln |
| 9. Buffalo | | 43. Lyman |
| 10. Butte | | 44. McCook |
| 11. Campbell | | 45. McPherson |
| 12. Charles Mix | | 46. Marshall |
| 13. Clark | | 47. Meade |
| 14. Clay | | 48. Mellette |
| 15. Codington | | 49. Miner |
| 16. Corson | | 50. Minnehaha |
| 17. Custer | | 51. Moody |
| 18. Davison | | 52. Pennington |
| 19. Day | | 53. Perkins |
| 20. Deuel | | 54. Potter |
| 21. Dewey | | 55. Roberts |
| 22. Douglas | | 56. Sanborn |
| 23. Edmunds | | 57. Shannon |
| 24. Fall River | | 58. Spink |
| 25. Faulk | | 59. Stanley |
| 26. Grant | | 60. Sully |
| 27. Gregory | | 61. Todd |
| 28. Haakon | | 62. Tripp |
| 29. Hamlin | | 63. Turner |
| 30. Hand | | 64. Union |
| 31. Hanson | | 65. Walworth |
| 32. Harding | | 66. Washabaugh |
| 33. Hughes | | 67. Yankton |
| 34. Hutchinson | | 68. Ziebach |



1948 CENSUS OF BUSINESS

RETAIL, WHOLESALE, SERVICE TRADES

U. S. DEPARTMENT OF COMMERCE
BUREAU OF THE CENSUS

PRELIMINARY

For Release May 8, 1950

Release Series BC-1P-40-000

SOUTH DAKOTA

Retail, wholesale, and service establishments located in South Dakota showed a substantial expansion in dollar volume of trade from 1939 to 1948 according to preliminary figures from the 1948 Census of Business released today by the Bureau of the Census, U. S. Department of Commerce.

Retail sales in the State during 1948 aggregated \$618.8 million, an increase of 265 percent over the \$169.4 million sales in 1939, when the preceding Census of Business was taken. Wholesale sales volume in the State showed a 494 percent rise over the same period, reaching a total of \$792.8 million in 1948 as compared with \$133.4 million in 1939. The service trades included in the Census of Business reported receipts totaling \$19.5 million in 1948 compared with \$7.0 million in 1939. Hotel receipts moved from \$2.5 million in 1939 to \$5.5 million in 1948. Amusement businesses in the State recorded receipts of \$7.0 million in 1948 compared with \$2.9 million in 1939.

Employment in the State also rose over the 9-year period between 1939 and 1948 for the trades covered by the Census of Business. Retail trade establishments reported 29,240 paid employees for the workweek ended nearest November 15, 1948. Of these, 22,547 worked the full week, and the remainder part of the week. The comparable total and full workweek figures for 1939 were 17,798 and 13,849. Wholesale trade establishments reported a total of 8,030 full- and part-week employees for the week of November 15, 1948, compared with 4,984 for the same week in 1939. For the selected service trades, November 15, 1948, paid employees numbered 2,735; the comparable figure for 1939, adjusted for change in scope between the two Censuses, was 2,245.

These preliminary figures have been compiled from similar releases being made available for each county in South Dakota. Final figures, superseding the preliminary data for South Dakota, will be included in a State Bulletin to be issued in several months. Similar data will be made available in preliminary and final form for each of the States.

A single copy of the preliminary release for the State of South Dakota as well as an order blank for other area releases may be obtained by writing to the Bureau of the Census, Washington 25, D. C.

Table 1.—CENSUS OF BUSINESS PRELIMINARY RESULTS FOR 1948, BY TRADE GROUP

SOUTH DAKOTA

Trade group and kind of business	Number of establishments	1948 sales and receipts (Thousand dollars)	Active proprietors of unincorporated businesses Nov. 1948	Paid employees, workweek ended nearest Nov. 15, 1948	
				Total employees ¹	Full workweek employees
RETAIL TRADE, total.....	8,961	618,827	8,592	29,240	22,547
Food group.....	1,652	106,980	1,674	4,108	2,770
Eating and drinking places.....	1,629	41,788	1,725	5,636	4,260
General merchandise grp, general stores	387	69,209	294	4,586	3,165
Apparel group.....	372	25,362	345	1,325	1,079
Furniture-home furnishings-appliance grp	417	25,126	371	1,263	1,006
Automotive group.....	626	108,625	516	3,398	3,174
Gasoline service stations.....	1,232	43,593	1,246	1,620	1,213
Lumber-building-hardware group.....	1,421	138,640	1,237	4,310	3,645
Drug and proprietary stores.....	274	16,296	267	1,047	679
All other retail stores.....	951	43,208	817	1,947	1,556
WHOLESALE TRADE, total.....	1,813	792,828	1,015	8,030	x
Merchant wholesalers, total.....	367	179,783	228	4,072	x
Groceries, foods.....	99	52,670	74	1,195	x
Hardware, elec'l, plum'g and heat'g.	30	26,241	8	471	x
Mach'y, equip't, industrial supplies.	36	18,724	13	472	x
All other merchant wholesalers.....	202	82,148	133	1,934	x
Manufact'rs' sales branches, offices..	39	39,427	2	552	x
Petroleum bulk plants, terminals.....	611	72,188	498	854	x
Agents, brokers (merchandise).....	57	179,152	45	616	x
Assemblers of farm products.....	739	322,278	242	1,936	x
SELECTED SERVICE TRADES, total.....	2,083	19,477	2,143	2,735	2,322
Personal services.....	1,136	10,814	1,137	1,931	1,670
Business services.....	70	1,066	68	202	141
Automotive repairs and services.....	409	4,313	447	344	309
Other repairs and services.....	468	3,284	491	258	202
HOTELS.....	189	5,473	168	1,075	830
TOURIST COURTS AND CAMPS.....	224	1,555	212	153	106
AMUSEMENTS.....	331	6,984	284	1,311	x

x Not available.

¹/ Includes employees paid for less than the full workweek.

1948 CENSUS OF BUSINESS

RETAIL, WHOLESALE, SERVICE TRADES

U. S. DEPARTMENT OF COMMERCE
BUREAU OF THE CENSUS

PRELIMINARY

For Release March 20, 1950

Release Series BC-1P-40-002

AURORA COUNTY, S. DAK.

Retail, wholesale, and service establishments located in Aurora County, South Dakota, showed a substantial expansion in dollar volume of trade from 1939 to 1948 according to preliminary figures from the 1948 Census of Business released today by the Bureau of the Census, U. S. Department of Commerce.

Retail sales in the county during 1948 aggregated \$3.0 million, an increase of 275 percent over the \$0.8 million in 1939, when the preceding Census of Business was taken. Wholesale sales in the county reached a total of \$3.3 million in 1948 as compared with \$0.6 million in 1939. The service trades included in the Census of Business recorded receipts totaling \$83,000 in 1948 compared with \$35,000 in 1939.

Employment in the county also rose over the 9-year period between 1939 and 1948 for the above trades. Establishments in these trades reported a combined total of 149 paid employees for the workweek ended nearest November 15, 1948. This compared with a total of 83 employees reported for the week of November 15, 1939.

These preliminary figures have been derived from a Census report on Aurora County, South Dakota. Final figures, superseding the preliminary data for Aurora County, will be included in a Bulletin for the State of South Dakota to be issued in several months. Similar data will be made available this year in preliminary and final form for each of the counties and States. A single copy of the preliminary release for Aurora County as well as an order blank for other area releases may be obtained by writing to the Bureau of the Census, Washington 25, D. C.

Table 1.—CENSUS OF BUSINESS PRELIMINARY RESULTS FOR 1948, BY TRADE GROUP
AURORA COUNTY, S. DAK.

Trade group and kind of business	Number of establishments	1948 sales and receipts (Thousand dollars)	Active proprietors of unincorporated businesses Nov. 1948	Paid employees, workweek ended nearest Nov. 15, 1948	
				Total employees ¹	Full workweek employees
RETAIL TRADE, total.....	70	3,002	75	116	65
Food group.....	8	420	9	16	8
Eating and drinking places.....	10	191	11	22	11
Gasoline service stations.....	13	303	13	9	5
All other retail stores.....	39	2,088	42	69	41
WHOLESALE TRADE.....	17	3,325	12	26	x
SELECTED SERVICE TRADES^{2/}.....	10	83	12	7	5

x Not available.

^{1/} Includes employees paid for less than the full workweek.

^{2/} See General Description on last page for changes from the 1939 Census of Business in the coverage of Service Trades.

GENERAL DESCRIPTION OF PRELIMINARY RELEASES FOR THE 1948 CENSUS OF BUSINESS

This series of releases, of which one is planned for each county in the United States, presents preliminary results of the 1948 Census of Business. The information is based on reports submitted by business establishments for that Census. The figures shown are preliminary, and are subject to revision in the final Census publications, but the changes are expected to be relatively minor with respect to coverage. The final Census figures will be issued in a series of Business Census bulletins which will show additional detailed kind-of-business information for all places where there are a sufficient number of establishments.

The 1948 Census of Business was taken under the provision of the Act of June 19, 1948, which provides that the Business Census be taken for 1948 and for each fifth year thereafter. Previous Business Censuses were taken for the years 1929, 1933, 1935, and 1939.

Scope of the Census.—The 1948 Census of Business covered all establishments in the following trades, as defined by the Standard Industrial Classification Manual, May 1949 issue, of the Executive Office of the President: all retail trades; all wholesale trades; all service trades in the following four groups—personal services, business services, automobile repairs and services, and miscellaneous repair services; hotels; tourist courts and camps; and amusements, including motion picture theaters. Some important services not covered are radio broadcasting and television, medical and health, legal, educational, nonprofit, accounting, and domestic services.

This coverage is similar to that of the 1939 Business Census. However, "custom trades" and "services incidental to transportation," which are no longer included in the standard classification of the service trades, are not covered by the 1948 Census. In a number of localities, these exclusions as well as other changes in the standard classification may have a considerable effect in comparing

1948 with 1939 data, particularly with respect to establishment count.

Establishment definition.—For Census purposes, a business establishment is defined to include only enterprises conducted from a recognizable place of business, provided that the annual sales were in excess of \$5,000 for a wholesale trade establishment and \$500 for establishments in other trades. A detailed analysis of coverage will be provided in future Census of Business publications.

"Number of establishments" is the number of separate business locations, rather than the number of business companies or organizations, since the Census figures represent information reported separately for each business location or establishment. The establishment count reflects the number of places in business at the end of 1948 excluding administrative and executive offices of multiunit organizations, and "chain store" warehouses.

Sales and receipts.—"1948 sales and receipts" represents sales of merchandise and receipts from repairs and other services to customers. The figures reflect deductions for returned goods and allowances, but not for trade-in allowances; they exclude sales and excise taxes collected from customers and paid directly to any taxing agency.

Proprietors.—"Active proprietors..." represents owners and partners of unincorporated businesses who devoted the major portion of their time to the business in November 1948.

Employment.—"Number of paid employees..." represents all employees on the pay roll for the pay period ending nearest November 15, 1948. "Full workweek" employees, whether regular or seasonal, are those who in the November 15 pay period were paid for working at least the number of hours typically worked in a week by employees of the reporting establishment.

1948 CENSUS OF BUSINESS

RETAIL, WHOLESALE, SERVICE TRADES

U. S. DEPARTMENT OF COMMERCE
BUREAU OF THE CENSUS

PRELIMINARY

For Release March 20, 1950

Release Series BC-1P-40-003

BEADLE COUNTY, S. DAK.

Retail, wholesale, and service establishments located in Beadle County, South Dakota, showed a substantial expansion in dollar volume of trade from 1939 to 1948 according to preliminary figures from the 1948 Census of Business released today by the Bureau of the Census, U. S. Department of Commerce.

Retail sales in the county during 1948 aggregated \$24.1 million, an increase of 260 percent over the \$6.7 million in 1939, when the preceding Census of Business was taken. Wholesale sales in the county reached a total of \$20.2 million in 1948 as compared with \$3.0 million in 1939. The service trades included in the Census of Business recorded receipts totaling \$921,000 in 1948 compared with \$344,000 in 1939.

Employment in the county also rose over the 9-year period between 1939 and 1948 for the above trades. Establishments in these trades reported a combined total of 1,753 paid employees for the workweek ended nearest November 15, 1948. This compared with a total of 1,076 employees reported for the week of November 15, 1939.

These preliminary figures have been derived from a Census report on Beadle County, South Dakota, which also includes data for the city of Huron. Final figures, superseding the preliminary data for Beadle County, will be included in a Bulletin for the State of South Dakota to be issued in several months. Similar data will be made available this year in preliminary and final form for each of the counties and States. A single copy of the preliminary release for Beadle County as well as an order blank for other area releases may be obtained by writing to the Bureau of the Census, Washington 25, D. C.

Table 1.—CENSUS OF BUSINESS PRELIMINARY RESULTS FOR 1948, BY TRADE GROUP
BEADLE COUNTY, S. DAK.

Trade group and kind of business	Number of establishments	1948 sales and receipts (Thousand dollars)	Active proprietors of unincorporated businesses Nov. 1948	Paid employees, workweek ended nearest Nov. 15, 1948	
				Total employees ¹	Full workweek employees
RETAIL TRADE, total	272	24,090	264	1,306	1,017
Food group.....	49	4,601	50	181	122
Eating and drinking places.....	55	1,675	57	227	174
General merchandise group, general stores	9	3,325	5	260	182
Apparel group.....	16	1,908	12	102	91
Furniture-home furnishings-appliance grp	17	1,052	18	47	38
Automotive group.....	22	4,041	21	154	141
Gasoline service stations.....	30	1,046	30	68	45
Lumber-building-hardware group.....	41	4,534	36	161	136
Drug and proprietary stores.....	6	536	6	43	37
All other retail stores	27	1,372	29	63	51
WHOLESALE TRADE, total	62	20,239	25	288	x
Merchant wholesalers.....	23	6,476	7	149	x
Assemblers of farm products.....	21	7,736	5	71	x
Other wholesale.....	18	6,027	13	68	x
SELECTED SERVICE TRADES, ^{2/}total	74	921	77	159	136
Personal services.....	40	634	40	132	110
All other service trades.....	34	287	37	27	26

x Not available.

^{1/} Includes employees paid for less than the full workweek.

^{2/} See General Description on last page for changes from the 1939 Census of Business in the coverage of Service Trades.

Table 2.—CENSUS OF BUSINESS PRELIMINARY RESULTS FOR 1948 FOR CITIES OF 2,500 INHABITANTS OR MORE

BEADLE COUNTY, S. DAK.

(Data omitted for trade groups where necessary to avoid disclosure)

City and trade group ¹	Number of establishments	1948 sales and receipts (Thousand dollars)	Active proprietors of unincorporated businesses Nov. 1948	Paid employees, workweek ended nearest Nov. 15, 1948	
				Total employees ²	Full workweek employees
Huron:					
Retail trade.....	196	20,612	187	1,176	928
Wholesale trade.....	37	12,254	18	226	x
Selected service trades...	53	828	55	156	134
Remainder of county: ^{3/}					
Retail trade.....	76	3,478	77	130	89
Wholesale trade.....	25	7,985	7	62	x
Selected service trades...	21	93	22	3	2

x Not available.

1/ See General Description on this page for changes from the 1939 Census of Business in the coverage of Service Trades.

2/ Includes employees paid for less than the full workweek.

3/ Includes figures for establishments, other than wholesale, not located in cities of 2,500 inhabitants or more, and wholesale establishments not located in cities of 5,000 inhabitants or more.

GENERAL DESCRIPTION OF PRELIMINARY RELEASES FOR THE 1948 CENSUS OF BUSINESS

This series of releases, of which one is planned for each county in the United States, presents preliminary results of the 1948 Census of Business. The information is based on reports submitted by business establishments for that Census. The figures shown are preliminary, and are subject to revision in the final Census publications, but the changes are expected to be relatively minor with respect to coverage. The final Census figures will be issued in a series of Business Census bulletins which will show additional detailed kind-of-business information for all places where there are a sufficient number of establishments.

The 1948 Census of Business was taken under the provision of the Act of June 19, 1948, which provides that the Business Censuses be taken for 1948 and for each fifth year thereafter. Previous Business Censuses were taken for the years 1929, 1933, 1935, and 1939.

Scope of the Census.—The 1948 Census of Business covered all establishments in the following trades, as defined by the Standard Industrial Classification Manual, May 1949 issue, of the Executive Office of the President: all retail trades; all wholesale trades; all service trades in the following four groups—personal services, business services, automobile repairs and services, and miscellaneous repair services; hotels; tourist courts and camps; and amusements, including motion picture theaters. Some important services not covered are radio broadcasting and television, medical and health, legal, educational, nonprofit, accounting, and domestic services.

This coverage is similar to that of the 1939 Business Census. However, "custom trades" and "services incidental to transportation," which are no longer included in the standard classification of the service trades, are not covered by the 1948 Census. In a number of localities, these exclusions as well as

other changes in the standard classification may have a considerable effect in comparing 1948 with 1939 data, particularly with respect to establishment count.

Establishment definition.—For Census purposes, a business establishment is defined to include only enterprises conducted from a recognizable place of business, provided that the annual sales were in excess of \$5,000 for a wholesale trade establishment and \$500 for establishments in other trades. A detailed analysis of coverage will be provided in future Census of Business publications.

"Number of establishments" is the number of separate business locations, rather than the number of business companies or organizations, since the Census figures represent information reported separately for each business location or establishment. The establishment count reflects the number of places in business at the end of 1948 excluding administrative and executive offices of multiunit organizations, and "chain store" warehouses.

Sales and receipts.—"1948 sales and receipts" represents sales of merchandise and receipts from repairs and other services to customers. The figures reflect deductions for returned goods and allowances, but not for trade-in allowances; they exclude sales and excise taxes collected from customers and paid directly to any taxing agency.

Proprietors.—"Active proprietors..." represents owners and partners of unincorporated businesses who devoted the major portion of their time to the business in November 1948.

Employment.—"Number of paid employees..." represents all employees on the pay roll for the pay period ending nearest November 15, 1948. "Full workweek" employees, whether regular or seasonal, are those who in the November 15 pay period were paid for working at least the number of hours typically worked in a week by employees of the reporting establishment.

1948 CENSUS OF BUSINESS

RETAIL, WHOLESALE, SERVICE TRADES

U. S. DEPARTMENT OF COMMERCE
BUREAU OF THE CENSUS

PRELIMINARY

For Release March 20, 1950

Release Series BC-1P-40-004

BENNETT COUNTY, S. DAK.

Retail and service establishments located in Bennett County, South Dakota, showed a substantial expansion in dollar volume of trade from 1939 to 1948 according to preliminary figures from the 1948 Census of Business released today by the Bureau of the Census, U. S. Department of Commerce.

Retail sales in the county during 1948 aggregated \$2.3 million, an increase of 360 percent over the \$0.5 million in 1939, when the preceding Census of Business was taken. The service trades included in the Census of Business recorded receipts totaling \$39,000 in 1948 compared with \$17,000 in 1939.

Employment in the county also rose over the 9-year period between 1939 and 1948 for the above trades. Establishments in these trades reported a combined total of 112 paid employees for the workweek ended nearest November 15, 1948. This compared with a total of 46 employees reported for the week of November 15, 1939.

These preliminary figures have been derived from a Census report on Bennett County, South Dakota. Final figures, superseding the preliminary data for Bennett County, will be included in a Bulletin for the State of South Dakota to be issued in several months. Similar data will be made available this year in preliminary and final form for each of the counties and States. A single copy of the preliminary release for Bennett County as well as an order blank for other area releases may be obtained by writing to the Bureau of the Census, Washington 25, D. C.

Table 1.—CENSUS OF BUSINESS PRELIMINARY RESULTS FOR 1948, BY TRADE GROUP

BENNETT COUNTY, S. DAK.

Trade group and kind of business	Number of establishments	1948 sales and receipts (Thousand dollars)	Active proprietors of unincorporated businesses Nov. 1948	Paid employees, workweek ended nearest Nov. 15, 1948	
				Total employees ¹	Full workweek employees
RETAIL TRADE, total.....	54	2,276	55	104	74
Food group.....	12	420	11	14	12
Eating and drinking places.....	10	225	10	34	20
Gasoline service stations.....	6	370	6	12	11
All other retail stores.....	26	1,261	28	44	31
SELECTED SERVICE TRADES,^{2/} total..	11	39	14	8	6
Personal services.....	5	21	5	5	4
All other service trades.....	6	18	9	3	2

^{1/} Includes employees paid for less than the full workweek.

^{2/} See General Description on last page for changes from the 1939 Census of Business in the coverage of Service Trades.

GENERAL DESCRIPTION OF PRELIMINARY RELEASES FOR THE 1948 CENSUS OF BUSINESS

This series of releases, of which one is planned for each county in the United States, presents preliminary results of the 1948 Census of Business. The information is based on reports submitted by business establishments for that Census. The figures shown are preliminary, and are subject to revision in the final Census publications, but the changes are expected to be relatively minor with respect to coverage. The final Census figures will be issued in a series of Business Census bulletins which will show additional detailed kind-of-business information for all places where there are a sufficient number of establishments.

The 1948 Census of Business was taken under the provision of the Act of June 19, 1948, which provides that the Business Census be taken for 1948 and for each fifth year thereafter. Previous Business Censuses were taken for the years 1929, 1933, 1935, and 1939.

Scope of the Census.—The 1948 Census of Business covered all establishments in the following trades, as defined by the Standard Industrial Classification Manual, May 1949 issue, of the Executive Office of the President: all retail trades; all wholesale trades; all service trades in the following four groups—personal services, business services, automobile repairs and services, and miscellaneous repair services; hotels; tourist courts and camps; and amusements, including motion picture theaters. Some important services not covered are radio broadcasting and television, medical and health, legal, educational, nonprofit, accounting, and domestic services.

This coverage is similar to that of the 1939 Business Census. However, "custom trades" and "services incidental to transportation," which are no longer included in the standard classification of the service trades, are not covered by the 1948 Census. In a number of localities, these exclusions as well as other changes in the standard classification may have a considerable effect in comparing

1948 with 1939 data, particularly with respect to establishment count.

Establishment definition.—For Census purposes, a business establishment is defined to include only enterprises conducted from a recognizable place of business, provided that the annual sales were in excess of \$5,000 for a wholesale trade establishment and \$500 for establishments in other trades. A detailed analysis of coverage will be provided in future Census of Business publications.

"Number of establishments" is the number of separate business locations, rather than the number of business companies or organizations, since the Census figures represent information reported separately for each business location or establishment. The establishment count reflects the number of places in business at the end of 1948 excluding administrative and executive offices of multiunit organizations, and "chain store" warehouses.

Sales and receipts.—"1948 sales and receipts" represents sales of merchandise and receipts from repairs and other services to customers. The figures reflect deductions for returned goods and allowances, but not for trade-in allowances; they exclude sales and excise taxes collected from customers and paid directly to any taxing agency.

Proprietors.—"Active proprietors..." represents owners and partners of unincorporated businesses who devoted the major portion of their time to the business in November 1948.

Employment.—"Number of paid employees..." represents all employees on the pay roll for the pay period ending nearest November 15, 1948. "Full workweek" employees, whether regular or seasonal, are those who in the November 15 pay period were paid for working at least the number of hours typically worked in a week by employees of the reporting establishment.

1948 CENSUS OF BUSINESS

RETAIL, WHOLESALE, SERVICE TRADES

U. S. DEPARTMENT OF COMMERCE
BUREAU OF THE CENSUS

PRELIMINARY

For Release March 14, 1950

Release Series BC-1P-40-005

BON HOMME COUNTY, S. DAK.

Retail, wholesale, and service establishments located in Bon Homme County, South Dakota, showed a substantial expansion in dollar volume of trade from 1939 to 1948 according to preliminary figures from the 1948 Census of Business released today by the Bureau of the Census, U. S. Department of Commerce.

Retail sales in the county during 1948 aggregated \$8.0 million, an increase of 344 percent over the \$1.8 million in 1939, when the preceding Census of Business was taken. Wholesale sales in the county reached a total of \$6.5 million in 1948 as compared with \$0.6 million in 1939. The service trades included in the Census of Business reported receipts totaling \$163,000 in 1948 compared with \$67,000 in 1939.

Employment in the county also rose over the 9-year period between 1939 and 1948 for the above trades. Establishments in these trades reported 430 paid employees for the workweek ended nearest November 15, 1948. This compared with a total of 265 employees reported for the week of November 15, 1939.

These preliminary figures have been derived from a Census report on Bon Homme County, South Dakota. Final figures, superseding the preliminary data for Bon Homme County, will be included in a Bulletin for the State of South Dakota to be issued in several months. Similar data will be made available this year in preliminary and final form for each of the counties and States. A single copy of the preliminary release for Bon Homme County as well as an order blank for other area releases may be obtained by writing to the Bureau of the Census, Washington 25, D. C.

Table 1.—CENSUS OF BUSINESS PRELIMINARY RESULTS FOR 1948, BY TRADE GROUP

BON HOMME COUNTY, S. DAK.

Trade group and kind of business	Number of establishments	1948 sales and receipts (Thousand dollars)	Active proprietors of unincorporated businesses Nov. 1948	Paid employees, workweek ended nearest Nov. 15, 1948	
				Total employees ¹	Full workweek employees
RETAIL TRADE, total.....	145	8,016	138	360	239
Food group.....	20	996	18	65	36
Eating and drinking places.....	22	515	23	60	44
Gasoline service stations.....	20	402	21	15	10
All other retail stores.....	83	6,103	76	220	149
WHOLESALE TRADE.....	27	6,452	17	54	x
SELECTED SERVICE TRADES,^{2/} total..	32	163	32	16	14
Personal services.....	18	85	19	10	8
All other service trades.....	14	78	13	6	6
AMUSEMENTS.....	6	43	6	12	x

x Not available.

^{1/} Includes employees paid for less than the full workweek.

^{2/} See General Description on last page for changes from the 1939 Census of Business in the coverage of Service Trades.

GENERAL DESCRIPTION OF PRELIMINARY RELEASES FOR THE 1948 CENSUS OF BUSINESS

This series of releases, of which one is planned for each county in the United States, presents preliminary results of the 1948 Census of Business. The information is based on reports submitted by business establishments for that Census. The figures shown are preliminary, and are subject to revision in the final Census publications, but the changes are expected to be relatively minor with respect to coverage. The final Census figures will be issued in a series of Business Census bulletins which will show additional detailed kind-of-business information for all places where there are a sufficient number of establishments.

The 1948 Census of Business was taken under the provision of the Act of June 19, 1948, which provides that the Business Census be taken for 1948 and for each fifth year thereafter. Previous Business Censuses were taken for the years 1929, 1933, 1935, and 1939.

Scope of the Census.—The 1948 Census of Business covered all establishments in the following trades, as defined by the Standard Industrial Classification Manual, May 1949 issue, of the Executive Office of the President: all retail trades; all wholesale trades; all service trades in the following four groups—personal services, business services, automobile repairs and services, and miscellaneous repair services; hotels; tourist courts and camps; and amusements, including motion picture theaters. Some important services not covered are radio broadcasting and television, medical and health, legal, educational, nonprofit, accounting, and domestic services.

This coverage is similar to that of the 1939 Business Census. However, "custom trades" and "services incidental to transportation," which are no longer included in the standard classification of the service trades, are not covered by the 1948 Census. In a number of localities, these exclusions as well as other changes in the standard classification may have a considerable effect in comparing

1948 with 1939 data, particularly with respect to establishment count.

Establishment definition.—For Census purposes, a business establishment is defined to include only enterprises conducted from a recognizable place of business, provided that the annual sales were in excess of \$5,000 for a wholesale trade establishment and \$500 for establishments in other trades. A detailed analysis of coverage will be provided in future Census of Business publications.

"Number of establishments" is the number of separate business locations, rather than the number of business companies or organizations, since the Census figures represent information reported separately for each business location or establishment. The establishment count reflects the number of places in business at the end of 1948 excluding administrative and executive offices of multiunit organizations, and "chain store" warehouses.

Sales and receipts.—"1948 sales and receipts" represents sales of merchandise and receipts from repairs and other services to customers. The figures reflect deductions for returned goods and allowances, but not for trade-in allowances; they exclude sales and excise taxes collected from customers and paid directly to any taxing agency.

Proprietors.—"Active proprietors..." represents owners and partners of unincorporated businesses who devoted the major portion of their time to the business in November 1948.

Employment.—"Number of paid employees..." represents all employees on the pay roll for the pay period ending nearest November 15, 1948. "Full workweek" employees, whether regular or seasonal, are those who in the November 15 pay period were paid for working at least the number of hours typically worked in a week by employees of the reporting establishment.

1948 CENSUS OF BUSINESS

RETAIL, WHOLESALE, SERVICE TRADES

U. S. DEPARTMENT OF COMMERCE
BUREAU OF THE CENSUS

PRELIMINARY

For Release March 20, 1950

Release Series BC-1P-40-006

BROOKINGS COUNTY, S. DAK.

Retail, wholesale, and service establishments located in Brookings County, South Dakota, showed a substantial expansion in dollar volume of trade from 1939 to 1948 according to preliminary figures from the 1948 Census of Business released today by the Bureau of the Census, U. S. Department of Commerce.

Retail sales in the county during 1948 aggregated \$16.7 million, an increase of 221 percent over the \$5.2 million in 1939, when the preceding Census of Business was taken. Wholesale sales in the county reached a total of \$18.6 million in 1948 as compared with \$3.4 million in 1939. The service trades included in the Census of Business recorded receipts totaling \$494,000 in 1948 compared with \$173,000 in 1939.

Employment in the county also rose over the 9-year period between 1939 and 1948 for the above trades. Establishments in these trades reported a combined total of 1,265 paid employees for the workweek ended nearest November 15, 1948. This compared with a total of 825 employees reported for the week of November 15, 1939.

These preliminary figures have been derived from a Census report on Brookings County, South Dakota, which also includes data for the city of Brookings. Final figures, superseding the preliminary data for Brookings County, will be included in a Bulletin for the State of South Dakota to be issued in several months. Similar data will be made available this year in preliminary and final form for each of the counties and States. A single copy of the preliminary release for Brookings County as well as an order blank for other area releases may be obtained by writing to the Bureau of the Census, Washington 25, D. C.

Table 1.—CENSUS OF BUSINESS PRELIMINARY RESULTS FOR 1948, BY TRADE GROUP
BROOKINGS COUNTY, S. DAK.

Trade group and kind of business	Number of establishments	1948 sales and receipts (Thousand dollars)	Active proprietors of unincorporated businesses Nov. 1948	Paid employees, workweek ended nearest Nov. 15, 1948	
				Total employees ¹	Full workweek employees
RETAIL TRADE, total.....	228	16,677	221	935	670
Food group.....	41	3,595	39	144	110
Eating and drinking places.....	47	1,192	56	262	146
General merchandise group, general stores	8	1,845	4	137	92
Apparel group.....	10	577	7	31	29
Furniture-home furnishings-appliance grp	9	442	11	25	22
Automotive group.....	18	2,739	20	97	90
Gasoline service stations.....	27	989	26	58	44
Lumber-building-hardware group.....	39	4,038	32	125	107
Drug and proprietary stores.....	7	386	7	21	13
All other retail stores.....	22	874	19	35	17
WHOLESALE TRADE, total.....	38	18,615	22	245	x
Merchant wholesalers.....	5	1,017	4	24	x
Other wholesale.....	33	17,598	18	221	x
SELECTED SERVICE TRADES, ² /total.....	60	494	61	85	75
Personal services.....	33	286	33	57	52
All other service trades.....	27	208	28	28	23

x Not available.

¹/ Includes employees paid for less than the full workweek.

²/ See General Description on last page for changes from the 1939 Census of Business in the coverage of Service Trades.

Table 2.—CENSUS OF BUSINESS PRELIMINARY RESULTS FOR 1948 FOR CITIES OF 2,500 INHABITANTS OR MORE
BROOKINGS COUNTY, S. DAK.

(Data omitted for trade groups where necessary to avoid disclosure)

City and trade group ¹	Number of establishments	1948 sales and receipts (Thousand dollars)	Active proprietors of unincorporated businesses Nov. 1948	Paid employees, workweek ended nearest Nov. 15, 1948	
				Total employees ²	Full workweek employees
Brookings:					
Retail trade.....	127	12,037	123	790	551
Wholesale trade.....	19	11,807	13	154	x
Selected service trades...	37	413	38	75	66
Remainder of county: ^{3/}					
Retail trade.....	101	4,640	98	145	119
Wholesale trade.....	19	6,808	9	91	x
Selected service trades...	23	81	23	10	9

- x Not available.
- 1/ See General Description on this page for changes from the 1939 Census of Business in the coverage of Service Trades.
- 2/ Includes employees paid for less than the full workweek.
- 3/ Includes figures for establishments, other than wholesale, not located in cities of 2,500 inhabitants or more, and wholesale establishments not located in cities of 5,000 inhabitants or more.

GENERAL DESCRIPTION OF PRELIMINARY RELEASES FOR THE 1948 CENSUS OF BUSINESS

This series of releases, of which one is planned for each county in the United States, presents preliminary results of the 1948 Census of Business. The information is based on reports submitted by business establishments for that Census. The figures shown are preliminary, and are subject to revision in the final Census publications, but the changes are expected to be relatively minor with respect to coverage. The final Census figures will be issued in a series of Business Census bulletins which will show additional detailed kind-of-business information for all places where there are a sufficient number of establishments.

The 1948 Census of Business was taken under the provision of the Act of June 19, 1948, which provides that the Business Census be taken for 1948 and for each fifth year thereafter. Previous Business Censuses were taken for the years 1929, 1933, 1935, and 1939.

Scope of the Census.—The 1948 Census of Business covered all establishments in the following trades, as defined by the Standard Industrial Classification Manual, May 1949 issue, of the Executive Office of the President: all retail trades; all wholesale trades; all service trades in the following four groups—personal services, business services, automobile repairs and services, and miscellaneous repair services; hotels; tourist courts and camps; and amusements, including motion picture theaters. Some important services not covered are radio broadcasting and television, medical and health, legal, educational, nonprofit, accounting, and domestic services.

This coverage is similar to that of the 1939 Business Census. However, "custom trades" and "services incidental to transportation," which are no longer included in the standard classification of the service trades, are not covered by the 1948 Census. In a number of localities, these exclusions as well as other changes in the standard classification may have

a considerable effect in comparing 1948 with 1939 data, particularly with respect to establishment count.


Establishment definition.—For Census purposes, a business establishment is defined to include only enterprises conducted from a recognizable place of business, provided that the annual sales were in excess of \$5,000 for a wholesale trade establishment and \$500 for establishments in other trades. A detailed analysis of coverage will be provided in future Census of Business publications.

"Number of establishments" is the number of separate business locations, rather than the number of business companies or organizations, since the Census figures represent information reported separately for each business location or establishment. The establishment count reflects the number of places in business at the end of 1948 excluding administrative and executive offices of multiunit organizations, and "chain store" warehouses.

Sales and receipts.—"1948 sales and receipts" represents sales of merchandise and receipts from repairs and other services to customers. The figures reflect deductions for returned goods and allowances, but not for trade-in allowances; they exclude sales and excise taxes collected from customers and paid directly to any taxing agency.

Proprietors.—"Active proprietors..." represents owners and partners of unincorporated businesses who devoted the major portion of their time to the business in November 1948.

Employment.—"Number of paid employees..." represents all employees on the pay roll for the pay period ending nearest November 15, 1948. "Full workweek" employees, whether regular or seasonal, are those who in the November 15 pay period were paid for working at least the number of hours typically worked in a week by employees of the reporting establishment.



1948 CENSUS OF BUSINESS

RETAIL, WHOLESALE, SERVICE TRADES

U. S. DEPARTMENT OF COMMERCE
BUREAU OF THE CENSUS

PRELIMINARY

For Release March 23, 1950

Release Series BC-1P-40-007

BROWN COUNTY, S. DAK.

Retail, wholesale, and service establishments located in Brown County, South Dakota, showed a substantial expansion in dollar volume of trade from 1939 to 1948 according to preliminary figures from the 1948 Census of Business released today by the Bureau of the Census, U. S. Department of Commerce.

Retail sales in the county during 1948 aggregated \$46.1 million, an increase of 315 percent over the \$11.1 million in 1939, when the preceding Census of Business was taken. Wholesale sales in the county reached a total of \$69.0 million in 1948 as compared with \$13.7 million in 1939. The service trades included in the Census of Business recorded receipts totaling \$2.0 million in 1948 compared with \$0.5 million in 1939.

Employment in the county also rose over the 9-year period between 1939 and 1948 for the above trades. Establishments in these trades reported a combined total of 3,606 paid employees for the workweek ended nearest November 15, 1948. This compared with a total of 2,227 employees reported for the week of November 15, 1939.

These preliminary figures have been derived from a Census report on Brown County, South Dakota, which also includes data for the city of Aberdeen. Final figures, superseding the preliminary data for Brown County, will be included in a Bulletin for the State of South Dakota to be issued in several months. Similar data will be made available this year in preliminary and final form for each of the counties and States. A single copy of the preliminary release for Brown County as well as an order blank for other area releases may be obtained by writing to the Bureau of the Census, Washington, 25, D. C.

Table 1.—CENSUS OF BUSINESS PRELIMINARY RESULTS FOR 1948, BY TRADE GROUP
BROWN COUNTY, S. DAK.

Trade group and kind of business	Number of establishments	1948 sales and receipts (Thousand dollars)	Active proprietors of unincorporated businesses Nov. 1948	Paid employees, workweek ended nearest Nov. 15, 1948	
				Total employees ¹	Full workweek employees
RETAIL TRADE, total.....	439	46,118	407	2,439	1,986
Food group.....	83	7,231	83	252	184
Eating and drinking places.....	81	3,010	83	437	327
General merchandise group, general stores	17	8,170	8	535	399
Apparel group.....	28	3,476	21	202	168
Furniture-home furnishings-appliance grp	23	2,168	30	115	105
Automotive group.....	28	8,061	18	295	288
Gasoline service stations.....	47	2,135	45	82	69
Lumber-building-hardware group.....	57	7,139	46	250	219
Drug and proprietary stores.....	11	1,013	10	67	55
All other retail stores.....	64	3,715	63	204	172
WHOLESALE TRADE, total.....	127	68,980	54	850	x
Merchant wholesalers.....	41	22,758	22	514	x
Groceries, foods.....	10	10,157	10	167	x
Hardware, elec'l, plum'g and heat'g..	5	5,234	1	85	x
Mach'y, equip't, industrial supplies.	7	894	1	62	x
Automotive parts, accessories.....	6	2,840	3	110	x
All other merchant wholesalers.....	13	3,633	7	90	x
Petroleum bulk plants, terminals.....	28	3,379	21	45	x
Assemblers of farm products.....	50	19,821	11	123	x
Other wholesale.....	8	23,022	-	168	x
SELECTED SERVICE TRADES,^{2/} total.....	122	2,005	133	317	292
Personal services.....	58	1,283	64	255	257
All other service trades.....	64	722	69	62	55
AMUSEMENTS.....	19	540	14	118	x

x Not available.

^{1/} Includes employees paid for less than the full workweek.

^{2/} See General Description on last page for changes from the 1939 Census of Business in the coverage of Service Trades.

Table 2.—CENSUS OF BUSINESS PRELIMINARY RESULTS FOR 1948 FOR CITIES OF 2,500 INHABITANTS OR MORE

BROWN COUNTY, S. DAK.

(Data omitted for trade groups where necessary to avoid disclosure)

City and trade group ¹	Number of establishments	1948 sales and receipts (Thousand dollars)	Active proprietors of unincorporated businesses Nov. 1948	Paid employees, workweek ended nearest Nov. 15, 1948	
				Total employees ²	Full workweek employees
Aberdeen:					
Retail trade.....	290	38,861	269	2,127	1,740
Wholesale trade.....	54	45,936	22	666	x
Selected service trades....	82	1,674	90	299	276
Remainder of county: ^{3/}					
Retail trade.....	149	7,257	138	312	246
Wholesale trade.....	73	23,044	32	184	x
Selected service trades....	40	331	43	18	16

x Not available.

1/ See General Description on this page for changes from the 1939 Census of Business in the coverage of Service Trades.

2/ Includes employees paid for less than the full workweek.

3/ Includes figures for establishments other than wholesale, not located in cities of 2,500 inhabitants or more, and wholesale establishments not located in cities of 5,000 inhabitants or more.

GENERAL DESCRIPTION OF PRELIMINARY RELEASES FOR THE 1948 CENSUS OF BUSINESS

This series of releases, of which one is planned for each county in the United States, presents preliminary results of the 1948 Census of Business. The information is based on reports submitted by business establishments for that Census. The figures shown are preliminary, and are subject to revision in the final Census publications, but the changes are expected to be relatively minor with respect to coverage. The final Census figures will be issued in a series of Business Census bulletins which will show additional detailed kind-of-business information for all places where there are a sufficient number of establishments.

The 1948 Census of Business was taken under the provision of the Act of June 19, 1948, which provides that the Business Census be taken for 1948 and for each fifth year thereafter. Previous Business Censuses were taken for the years 1929, 1933, 1935, and 1939.

Scope of the Census.—The 1948 Census of Business covered all establishments in the following trades, as defined by the Standard Industrial Classification Manual, May 1949 issue, of the Executive Office of the President: all retail trades; all wholesale trades; all service trades in the following four groups—personal services, business services, automobile repairs and services, and miscellaneous repair services; hotels; tourist courts and camps; and amusements, including motion picture theaters. Some important services not covered are radio broadcasting and television, medical and health, legal, educational, nonprofit, accounting, and domestic services.

This coverage is similar to that of the 1939 Business Census. However, "custom trades" and "services incidental to transportation," which are no longer included in the standard classification of the service trades, are not covered by the 1948 Census. In a number of localities, these exclusions as well as

other changes in the standard classification may have a considerable effect in comparing 1948 with 1939 data, particularly with respect to establishment count.


Establishment definition.—For Census purposes, a business establishment is defined to include only enterprises conducted from a recognizable place of business, provided that the annual sales were in excess of \$5,000 for a wholesale trade establishment and \$500 for establishments in other trades. A detailed analysis of coverage will be provided in future Censuses of Business publications.

"Number of establishments" is the number of separate business locations, rather than the number of business companies or organizations, since the Census figures represent information reported separately for each business location or establishment. The establishment count reflects the number of places in business at the end of 1948 excluding administrative and executive offices of multinational organizations, and "chain store" warehouses.

Sales and receipts.—"1948 sales and receipts" represents sales of merchandise and receipts from repairs and other services to customers. The figures reflect deductions for returned goods and allowances, but not for trade-in allowances; they exclude sales and excise taxes collected from customers and paid directly to any taxing agency.

Proprietors.—"Active proprietors..." represents owners and partners of unincorporated businesses who devoted the major portion of their time to the business in November 1948.

Employment.—"Number of paid employees..." represents all employees on the pay roll for the pay period ending nearest November 15, 1948. "Full workweek" employees, whether regular or seasonal, are those who in the November 15 pay period were paid for working at least the number of hours typically worked in a week by employees of the reporting establishment.



1948 CENSUS OF BUSINESS

RETAIL, WHOLESALE, SERVICE TRADES

U. S. DEPARTMENT OF COMMERCE
BUREAU OF THE CENSUS

PRELIMINARY

For Release March 20, 1950

Release Series BC-1P- 40-008

BRULE COUNTY, S. DAK.

Retail, wholesale, and service establishments located in Brule County, South Dakota, showed a substantial expansion in dollar volume of trade from 1939 to 1948 according to preliminary figures from the 1948 Census of Business released today by the Bureau of the Census, U. S. Department of Commerce.

Retail sales in the county during 1948 aggregated \$7.0 million, an increase of 312 percent over the \$1.7 million in 1939, when the preceding Census of Business was taken. Wholesale sales in the county reached a total of \$12.7 million in 1948 as compared with \$1.1 million in 1939. The service trades included in the Census of Business recorded receipts totaling \$205,000 in 1948 compared with \$71,000 in 1939.

Employment in the county also rose over the 9-year period between 1939 and 1948 for the above trades. Establishments in these trades reported a combined total of 434 paid employees for the workweek ended nearest November 15, 1948. This compared with a total of 260 employees reported for the week of November 15, 1939.

These preliminary figures have been derived from a Census report on Brule County, South Dakota. Final figures, superseding the preliminary data for Brule County, will be included in a Bulletin for the State of South Dakota to be issued in several months. Similar data will be made available this year in preliminary and final form for each of the counties and States. A single copy of the preliminary release for Brule County as well as an order blank for other area releases may be obtained by writing to the Bureau of the Census, Washington 25, D. C.

Table 1.—CENSUS OF BUSINESS PRELIMINARY RESULTS FOR 1948, BY TRADE GROUP

BRULE COUNTY, S. DAK.

Trade group and kind of business	Number of establishments	1948 sales and receipts (Thousand dollars)	Active proprietors of unincorporated businesses Nov. 1948	Paid employees, workweek ended nearest Nov. 15, 1948	
				Total employees ¹	Full workweek employees
RETAIL TRADE, total.....	103	7,027	100	307	217
Food group.....	15	1,701	14	65	45
Eating and drinking places.....	16	560	17	64	48
Gasoline service stations.....	12	534	13	22	15
All other retail stores ²	60	4,232	56	156	109
WHOLESALE TRADE.....	24	12,734	28	97	x
SELECTED SERVICE TRADES, ² total..	33	205	31	30	22
Personal services.....	19	144	17	24	18
All other service trades.....	14	61	14	6	4
TOURIST COURTS AND CAMPS.....	5	54	4	10	1

x Not available.

¹/ Includes employees paid for less than the full workweek.

²/ See General Description on last page for changes from the 1939 Census of Business in the coverage of Service Trades.

GENERAL DESCRIPTION OF PRELIMINARY RELEASES FOR THE 1948 CENSUS OF BUSINESS

This series of releases, of which one is planned for each county in the United States, presents preliminary results of the 1948 Census of Business. The information is based on reports submitted by business establishments for that Census. The figures shown are preliminary, and are subject to revision in the final Census publications, but the changes are expected to be relatively minor with respect to coverage. The final Census figures will be issued in a series of Business Census bulletins which will show additional detailed kind-of-business information for all places where there are a sufficient number of establishments.

The 1948 Census of Business was taken under the provision of the Act of June 19, 1948, which provides that the Business Census be taken for 1948 and for each fifth year thereafter. Previous Business Censuses were taken for the years 1929, 1933, 1935, and 1939.

Scope of the Census.—The 1948 Census of Business covered all establishments in the following trades, as defined by the Standard Industrial Classification Manual, May 1949 issue, of the Executive Office of the President: all retail trades; all wholesale trades; all service trades in the following four groups—personal services, business services, automobile repairs and services, and miscellaneous repair services; hotels; tourist courts and camps; and amusements, including motion picture theaters. Some important services not covered are radio broadcasting and television, medical and health, legal, educational, nonprofit, accounting, and domestic services.

This coverage is similar to that of the 1939 Business Census. However, "custom trades" and "services incidental to transportation," which are no longer included in the standard classification of the service trades, are not covered by the 1948 Census. In a number of localities, these exclusions as well as other changes in the standard classification may have a considerable effect in comparing

1948 with 1939 data, particularly with respect to establishment count.

Establishment definition.—For Census purposes, a business establishment is defined to include only enterprises conducted from a recognizable place of business, provided that the annual sales were in excess of \$5,000 for a wholesale trade establishment and \$500 for establishments in other trades. A detailed analysis of coverage will be provided in future Census of Business publications.

"Number of establishments" is the number of separate business locations, rather than the number of business companies or organizations, since the Census figures represent information reported separately for each business location or establishment. The establishment count reflects the number of places in business at the end of 1948 excluding administrative and executive offices of multiunit organizations, and "chain store" warehouses.

Sales and receipts.—"1948 sales and receipts" represents sales of merchandise and receipts from repairs and other services to customers. The figures reflect deductions for returned goods and allowances, but not for trade-in allowances; they exclude sales and excise taxes collected from customers and paid directly to any taxing agency.

Proprietors.—"Active proprietors..." represents owners and partners of unincorporated businesses who devoted the major portion of their time to the business in November 1948.

Employment.—"Number of paid employees..." represents all employees on the pay roll for the pay period ending nearest November 15, 1948. "Full workweek" employees, whether regular or seasonal, are those who in the November 15 pay period were paid for working at least the number of hours typically worked in a week by employees of the reporting establishment.

1948 CENSUS OF BUSINESS

RETAIL, WHOLESALE, SERVICE TRADES

U. S. DEPARTMENT OF COMMERCE
BUREAU OF THE CENSUS

PRELIMINARY

For Release March 20, 1950

Release Series BC-1P-40-009


BUFFALO COUNTY, S. DAK.

Retail establishments located in Buffalo County, South Dakota, showed an expansion in dollar volume of trade from 1939 to 1948 according to preliminary figures released today by the Bureau of the Census, U. S. Department of Commerce.

Seven retail establishments reported 1948 sales aggregating \$186,000, an increase of 94 percent over the \$96,000 reported by eleven establishments in 1939, when the preceding Census of Business was taken.

Retail establishments reported seven active proprietors of unincorporated businesses in 1948 as compared with eleven proprietors in 1939. Nine paid employees were reported for the workweek ended nearest November 15, 1948. Of these, five worked the full workweek, and the remainder part of the week. The comparable figures for 1939 were five and three.

These preliminary figures have been derived from a Census report on Buffalo County, South Dakota. Final figures, superseding the preliminary data for Buffalo County, will be included in a Bulletin for the State of South Dakota to be issued in several months. Similar data will be made available this year in preliminary and final form for each of the counties and States. A single copy of the preliminary release for Buffalo County as well as an order blank for other area releases may be obtained by writing to the Bureau of the Census, Washington 25, D. C.



1948 CENSUS OF BUSINESS

RETAIL, WHOLESALE, SERVICE TRADES

U. S. DEPARTMENT OF COMMERCE
BUREAU OF THE CENSUS

PRELIMINARY

For Release March 20, 1950

Release Series BC-1P-40-010

BUTTE COUNTY, S. DAK.

Retail, wholesale, and service establishments located in Butte County, South Dakota, showed a substantial expansion in dollar volume of trade from 1939 to 1948 according to preliminary figures from the 1948 Census of Business released today by the Bureau of the Census, U. S. Department of Commerce.

Retail sales in the county during 1948 aggregated \$10.7 million, an increase of 224 percent over the \$3.3 million in 1939, when the preceding Census of Business was taken. Wholesale sales in the county reached a total of \$14.3 million in 1948 as compared with \$1.9 million in 1939. The service trades included in the Census of Business recorded receipts totaling \$229,000 in 1948 compared with \$93,000 in 1939.

Employment in the county also rose over the 9-year period between 1939 and 1948 for the above trades. Establishments in these trades reported a combined total of 508 paid employees for the workweek ended nearest November 15, 1948. This compared with a total of 363 employees reported for the week of November 15, 1939.

These preliminary figures have been derived from a Census report on Butte County, South Dakota. Final figures, superseding the preliminary data for Butte County, will be included in a Bulletin for the State of South Dakota to be issued in several months. Similar data will be made available this year in preliminary and final form for each of the counties and States. A single copy of the preliminary release for Butte County as well as an order blank for other area releases may be obtained by writing to the Bureau of the Census, Washington 25, D. C.

Table 1.—CENSUS OF BUSINESS PRELIMINARY RESULTS FOR 1948, BY TRADE GROUP
BUTTE COUNTY, S. DAK.

Trade group and kind of business	Number of establishments	1948 sales and receipts (Thousand dollars)	Active proprietors of unincorporated businesses Nov. 1948	Paid employees, workweek ended nearest Nov. 15, 1948	
				Total employees ¹	Full workweek employees
RETAIL TRADE, total.....	143	10,664	146	420	351
Food group.....	22	1,908	27	63	54
Eating and drinking places.....	19	519	20	38	30
Gasoline service stations.....	28	1,125	33	37	27
All other retail stores.....	74	7,112	66	282	240
WHOLESALE TRADE	23	14,291	11	63	x
SELECTED SERVICE TRADES,^{2/} total.	37	229	41	25	20
Personal services.....	24	140	27	18	14
All other service trades.....	13	89	14	7	6

x Not available.

^{1/} Includes employees paid for less than the full workweek.

^{2/} See General Description on last page for changes from the 1939 Census of Business in the coverage of Service Trades.

GENERAL DESCRIPTION OF PRELIMINARY RELEASES FOR THE 1948 CENSUS OF BUSINESS

This series of releases, of which one is planned for each county in the United States, presents preliminary results of the 1948 Census of Business. The information is based on reports submitted by business establishments for that Census. The figures shown are preliminary, and are subject to revision in the final Census publications, but the changes are expected to be relatively minor with respect to coverage. The final Census figures will be issued in a series of Business Census bulletins which will show additional detailed kind-of-business information for all places where there are a sufficient number of establishments.

The 1948 Census of Business was taken under the provision of the Act of June 19, 1948, which provides that the Business Census be taken for 1948 and for each fifth year thereafter. Previous Business Censuses were taken for the years 1929, 1933, 1935, and 1939.

Scope of the Census.—The 1948 Census of Business covered all establishments in the following trades, as defined by the Standard Industrial Classification Manual, May 1949 issue, of the Executive Office of the President: all retail trades; all wholesale trades; all service trades in the following four groups—personal services, business services, automobile repairs and services, and miscellaneous repair services; hotels; tourist courts and camps; and amusements, including motion picture theaters. Some important services not covered are radio broadcasting and television, medical and health, legal, educational, nonprofit, accounting, and domestic services.

This coverage is similar to that of the 1939 Business Census. However, "custom trades" and "services incidental to transportation," which are no longer included in the standard classification of the service trades, are not covered by the 1948 Census. In a number of localities, these exclusions as well as other changes in the standard classification may have a considerable effect in comparing

1948 with 1939 data, particularly with respect to establishment count.

Establishment definition.—For Census purposes, a business establishment is defined to include only enterprises conducted from a recognizable place of business, provided that the annual sales were in excess of \$5,000 for a wholesale trade establishment and \$500 for establishments in other trades. A detailed analysis of coverage will be provided in future Census of Business publications.

"Number of establishments" is the number of separate business locations, rather than the number of business companies or organizations, since the Census figures represent information reported separately for each business location or establishment. The establishment count reflects the number of places in business at the end of 1948 excluding administrative and executive offices of multiunit organizations, and "chain store" warehouses.

Sales and receipts.—"1948 sales and receipts" represents sales of merchandise and receipts from repairs and other services to customers. The figures reflect deductions for returned goods and allowances, but not for trade-in allowances; they exclude sales and excise taxes collected from customers and paid directly to any taxing agency.

Proprietors.—"Active proprietors..." represents owners and partners of unincorporated businesses who devoted the major portion of their time to the business in November 1948.

Employment.—"Number of paid employees..." represents all employees on the pay roll for the pay period ending nearest November 15, 1948. "Full workweek" employees, whether regular or seasonal, are those who in the November 15 pay period were paid for working at least the number of hours typically worked in a week by employees of the reporting establishment.

1948 CENSUS OF BUSINESS

RETAIL, WHOLESALE, SERVICE TRADES

U. S. DEPARTMENT OF COMMERCE
BUREAU OF THE CENSUS

PRELIMINARY

For Release March 16, 1950

Release Series BC-1P-40-011

CAMPBELL COUNTY, S. DAK.

Retail, wholesale, and service establishments located in Campbell County, South Dakota, showed a substantial expansion in dollar volume of trade from 1939 to 1948 according to preliminary figures from the 1948 Census of Business released today by the Bureau of the Census, U. S. Department of Commerce.

Retail sales in the county during 1948 aggregated \$1.8 million, an increase of 260 percent over the \$0.5 million in 1939, when the preceding Census of Business was taken. Wholesale sales in the county reached a total of \$4.1 million in 1948 as compared with \$0.2 million in 1939. The service trades included in the Census of Business recorded receipts totaling \$46,000 in 1948 compared with \$11,000 in 1939.

Employment in the county also rose over the 9-year period between 1939 and 1948 for the above trades. Establishments in these trades reported a combined total of 77 paid employees for the workweek ended nearest November 15, 1948. This compared with a total of 46 employees reported for the week of November 15, 1939.

These preliminary figures have been derived from a Census report on Campbell County, South Dakota. Final figures, superseding the preliminary data for Campbell County, will be included in a Bulletin for the State of South Dakota to be issued in several months. Similar data will be made available this year in preliminary and final form for each of the counties and States. A single copy of the preliminary release for Campbell County as well as an order blank for other area releases may be obtained by writing to the Bureau of the Census, Washington 25, D. C.

Table 1.—CENSUS OF BUSINESS PRELIMINARY RESULTS FOR 1948, BY TRADE GROUP
CAMPBELL COUNTY, S. DAK.

Trade group and kind of business	Number of establishments	1948 sales and receipts (Thousand dollars)	Active proprietors of unincorporated businesses Nov. 1948	Paid employees, workweek ended nearest Nov. 15, 1948	
				Total employees ¹	Full workweek employees
RETAIL TRADE, total.....	44	1,807	45	62	40
Food group.....	10	508	10	18	9
Eating and drinking places.....	9	180	11	10	3
Gasoline service stations.....	7	167	7	2	-
All other retail stores.....	18	952	17	32	28
WHOLESALE TRADE.....	8	4,131	3	13	x
SELECTED SERVICE TRADES ^{2/}	9	46	10	2	1

x Not available.

^{1/} Includes employees paid for less than the full workweek.

^{2/} See General Description on last page for changes from the 1939 Census of Business in the coverage of Service Trades.

GENERAL DESCRIPTION OF PRELIMINARY RELEASES FOR THE
1948 CENSUS OF BUSINESS

This series of releases, of which one is planned for each county in the United States, presents preliminary results of the 1948 Census of Business. The information is based on reports submitted by business establishments for that Census. The figures shown are preliminary, and are subject to revision in the final Census publications, but the changes are expected to be relatively minor with respect to coverage. The final Census figures will be issued in a series of Business Census bulletins which will show additional detailed kind-of-business information for all places where there are a sufficient number of establishments.

The 1948 Census of Business was taken under the provision of the Act of June 19, 1948, which provides that the Business Census be taken for 1948 and for each fifth year thereafter. Previous Business Censuses were taken for the years 1929, 1933, 1935, and 1939.

Scope of the Census.—The 1948 Census of Business covered all establishments in the following trades, as defined by the Standard Industrial Classification Manual, May 1949 issue, of the Executive Office of the President: all retail trades; all wholesale trades; all service trades in the following four groups—personal services, business services, automobile repairs and services, and miscellaneous repair services; hotels; tourist courts and camps; and amusements, including motion picture theaters. Some important services not covered are radio broadcasting and television, medical and health, legal, educational, nonprofit, accounting, and domestic services.

This coverage is similar to that of the 1939 Business Census. However, "custom trades" and "services incidental to transportation," which are no longer included in the standard classification of the service trades, are not covered by the 1948 Census. In a number of localities, these exclusions as well as other changes in the standard classification may have a considerable effect in comparing

1948 with 1939 data, particularly with respect to establishment count.

Establishment definition.—For Census purposes, a business establishment is defined to include only enterprises conducted from a recognizable place of business, provided that the annual sales were in excess of \$5,000 for a wholesale trade establishment and \$500 for establishments in other trades. A detailed analysis of coverage will be provided in future Census of Business publications.

"Number of establishments" is the number of separate business locations, rather than the number of business companies or organizations, since the Census figures represent information reported separately for each business location or establishment. The establishment count reflects the number of places in business at the end of 1948 excluding administrative and executive offices of multiunit organizations, and "chain store" warehouses.

Sales and receipts.—"1948 sales and receipts" represents sales of merchandise and receipts from repairs and other services to customers. The figures reflect deductions for returned goods and allowances, but not for trade-in allowances; they exclude sales and excise taxes collected from customers and paid directly to any taxing agency.

Proprietors.—"Active proprietors..." represents owners and partners of unincorporated businesses who devoted the major portion of their time to the business in November 1948.

Employment.—"Number of paid employees..." represents all employees on the pay roll for the pay period ending nearest November 15, 1948. "Full workweek" employees, whether regular or seasonal, are those who in the November 15 pay period were paid for working at least the number of hours typically worked in a week by employees of the reporting establishment.

1948 CENSUS OF BUSINESS

RETAIL, WHOLESALE, SERVICE TRADES

U. S. DEPARTMENT OF COMMERCE
BUREAU OF THE CENSUS

PRELIMINARY

For Release March 16, 1950

Release Series BC-1P-40-012

CHARLES MIX COUNTY, S. DAK.

Retail, wholesale, and service establishments located in Charles Mix County, South Dakota, showed a substantial expansion in dollar volume of trade from 1939 to 1948 according to preliminary figures from the 1948 Census of Business released today by the Bureau of the Census, U. S. Department of Commerce.

Retail sales in the county during 1948 aggregated \$10.3 million, an increase of 506 percent over the \$1.7 million in 1939, when the preceding Census of Business was taken. Wholesale sales in the county reached a total of \$9.2 million in 1948 as compared with \$1.1 million in 1939. The service trades included in the Census of Business recorded receipts totaling \$266,000 in 1948 compared with \$67,000 in 1939.

Employment in the county also rose over the 9-year period between 1939 and 1948 for the above trades. Establishments in these trades reported a combined total of 509 paid employees for the workweek ended nearest November 15, 1948. This compared with a total of 240 employees reported for the week of November 15, 1939.

These preliminary figures have been derived from a Census report on Charles Mix County, South Dakota. Final figures, superseding the preliminary data for Charles Mix County, will be included in a Bulletin for the State of South Dakota to be issued in several months. Similar data will be made available this year in preliminary and final form for each of the counties and States. A single copy of the preliminary release for Charles Mix County as well as an order blank for other area releases may be obtained by writing to the Bureau of the Census, Washington 25, D. C.

Table 1.—CENSUS OF BUSINESS PRELIMINARY RESULTS FOR 1948, BY TRADE GROUP
CHARLES MIX COUNTY, S. DAK.

Trade group and kind of business	Number of establishments	1948 sales and receipts (Thousand dollars)	Active proprietors of unincorporated businesses Nov. 1948	Paid employees, workweek ended nearest Nov. 15, 1948	
				Total employees ¹	Full workweek employees
RETAIL TRADE, total.....	188	10,335	183	423	278
Food group.....	39	2,192	43	60	44
Eating and drinking places.....	33	978	35	131	78
General merchandise grp, general stores	6	588	5	30	24
Apparel group.....	7	213	9	9	6
Furniture-home furnishgs-appliance grp	12	211	8	17	4
Automotive group.....	14	916	15	18	15
Gasoline service stations.....	20	833	19	33	22
Lumber-building-hardware group.....	37	3,357	32	85	61
Drug and proprietary stores.....	5	302	6	23	10
All other retail stores.....	15	745	11	17	14
WHOLESALE TRADE.....	36	9,187	16	62	x
SELECTED SERVICE TRADES, ² /total.....	41	266	41	24	18
Personal services.....	24	126	24	12	8
All other service trades.....	17	140	17	12	10
HOTELS.....	6	50	3	13	11
AMUSEMENTS.....	7	83	8	16	x

x Not available.

¹/ Includes employees paid for less than the full workweek.

²/ See General Description on this page for changes from the 1939 Census of Business in the coverage of Service Trades.

GENERAL DESCRIPTION OF PRELIMINARY RELEASES FOR THE 1948 CENSUS OF BUSINESS

This series of releases, of which one is planned for each county in the United States, presents preliminary results of the 1948 Census of Business. The information is based on reports submitted by business establishments for that Census. The figures shown are preliminary, and are subject to revision in the final Census publications, but the changes are expected to be relatively minor with respect to coverage. The final Census figures will be issued in a series of Business Census bulletins which will show additional detailed kind-of-business information for all places where there are a sufficient number of establishments.

The 1948 Census of Business was taken under the provision of the Act of June 19, 1948, which provides that the Business Census be taken for 1948 and for each fifth year thereafter. Previous Business Censuses were taken for the years 1929, 1938, 1935, and 1939.

Scope of the Census.—The 1948 Census of Business covered all establishments in the following trades, as defined by the Standard Industrial Classification Manual, May 1949 issue, of the Executive Office of the President: all retail trades; all wholesale trades; all service trades in the following four groups—personal services, business services, automobile repairs and services, and miscellaneous repair services; hotels; tourist courts and camps; and amusements, including motion picture theaters. Some important services not covered are radio broadcasting and television, medical and health, legal, educational, nonprofit, accounting, and domestic services.

This coverage is similar to that of the 1939 Business Census. However, "custom trades" and "services incidental to transportation," which are no longer included in the standard classification of the service trades, are not covered by the 1948 Census. In a number of localities, these exclusions as well as

other changes in the standard classification may have a considerable effect in comparing 1948 with 1939 data, particularly with respect to establishment count.

Establishment definition.—For Census purposes, a business establishment is defined to include only enterprises conducted from a recognizable place of business, provided that the annual sales were in excess of \$5,000 for a wholesale trade establishment and \$500 for establishments in other trades. A detailed analysis of coverage will be provided in future Census of Business publications.

"Number of establishments" is the number of separate business locations, rather than the number of business companies or organizations, since the Census figures represent information reported separately for each business location or establishment. The establishment count reflects the number of places in business at the end of 1948 excluding administrative and executive offices of multiunit organizations, and "chain store" warehouses.

Sales and receipts.—"1948 sales and receipts" represents sales of merchandise and receipts from repairs and other services to customers. The figures reflect deductions for returned goods and allowances, but not for trade-in allowances; they exclude sales and excise taxes collected from customers and paid directly to any taxing agency.

Proprietors.—"Active proprietors..." represents owners and partners of unincorporated businesses who devoted the major portion of their time to the business in November 1948.

Employment.—"Number of paid employees..." represents all employees on the pay roll for the pay period ending nearest November 15, 1948. "Full workweek" employees, whether regular or seasonal, are those who in the November 15 pay period were paid for working at least the number of hours typically worked in a week by employee of the reporting establishment.

1948 CENSUS OF BUSINESS

RETAIL, WHOLESALE, SERVICE TRADES

U. S. DEPARTMENT OF COMMERCE
BUREAU OF THE CENSUS

PRELIMINARY

For Release March 23, 1950

Release Series BC-1P-40-013

CLARK COUNTY, S. DAK.

Retail, wholesale, and service establishments located in Clark County, South Dakota, showed a substantial expansion in dollar volume of trade from 1939 to 1948 according to preliminary figures from the 1948 Census of Business released today by the Bureau of the Census, U. S. Department of Commerce.

Retail sales in the county during 1948 aggregated \$6.2 million, an increase of 313 percent over the \$1.5 million in 1939, when the preceding Census of Business was taken. Wholesale sales in the county reached a total of \$8.1 million in 1948 as compared with \$1.1 million in 1939. The service trades included in the Census of Business recorded receipts totaling \$109,000 in 1948 compared with \$42,000 in 1939.

Employment in the county also rose over the 9-year period between 1939 and 1948 for the above trades. Establishments in these trades reported a combined total of 264 paid employees for the workweek ended nearest November 15, 1948. This compared with a total of 210 employees reported for the week of November 15, 1939.

These preliminary figures have been derived from a Census report on Clark County, South Dakota. Final figures, superseding the preliminary data for Clark County, will be included in a Bulletin for the State of South Dakota to be issued in several months. Similar data will be made available this year in preliminary and final form for each of the counties and States. A single copy of the preliminary release for Clark County as well as an order blank for other area releases may be obtained by writing to the Bureau of the Census, Washington 25, D. C.

Table 1.—CENSUS OF BUSINESS PRELIMINARY RESULTS FOR 1948, BY TRADE GROUP

CLARK COUNTY, S. DAK.

Trade group and kind of business	Number of establishments	1948 sales and receipts (Thousand dollars)	Active proprietors of unincorporated businesses Nov. 1948	Paid employees, workweek ended nearest Nov. 15, 1948	
				Total employees ¹	Full workweek employees
RETAIL TRADE, total.....	109	6,177	101	208	164
Food group.....	21	971	22	26	18
Eating and drinking places.....	17	380	17	41	37
Gasoline service stations.....	18	1,082	16	24	22
All other retail stores.....	53	3,744	46	117	87
WHOLESALE TRADE.....	28	8,095	15	44	x
SELECTED SERVICE TRADES^{2/1}.....	15	109	12	12	8
AMUSEMENTS.....	8	106	10	19	x

x Not available.

^{1/} Includes employees paid for less than the full workweek.

^{2/} See General Description on last page for changes from the 1939 Census of Business in the coverage of Service Trades.

GENERAL DESCRIPTION OF PRELIMINARY RELEASES FOR THE 1948 CENSUS OF BUSINESS

This series of releases, of which one is planned for each county in the United States, presents preliminary results of the 1948 Census of Business. The information is based on reports submitted by business establishments for that Census. The figures shown are preliminary, and are subject to revision in the final Census publications, but the changes are expected to be relatively minor with respect to coverage. The final Census figures will be issued in a series of Business Census bulletins which will show additional detailed kind-of-business information for all places where there are a sufficient number of establishments.

The 1948 Census of Business was taken under the provision of the Act of June 19, 1948, which provides that the Business Census be taken for 1948 and for each fifth year thereafter. Previous Business Censuses were taken for the years 1929, 1933, 1935, and 1939.

Scope of the Census.—The 1948 Census of Business covered all establishments in the following trades, as defined by the Standard Industrial Classification Manual, May 1949 issue, of the Executive Office of the President: all retail trades; all wholesale trades; all service trades in the following four groups—personal services, business services, automobile repairs and services, and miscellaneous repair services; hotels; tourist courts and camps; and amusements, including motion picture theaters. Some important services not covered are radio broadcasting and television, medical and health, legal, educational, nonprofit, accounting, and domestic services.

This coverage is similar to that of the 1939 Business Census. However, "custom trades" and "services incidental to transportation," which are no longer included in the standard classification of the service trades, are not covered by the 1948 Census. In a number of localities, these exclusions as well as other changes in the standard classification may have a considerable effect in comparing

1948 with 1939 data, particularly with respect to establishment count.

Establishment definition.—For Census purposes, a business establishment is defined to include only enterprises conducted from a recognizable place of business, provided that the annual sales were in excess of \$5,000 for a wholesale trade establishment and \$500 for establishments in other trades. A detailed analysis of coverage will be provided in future Census of Business publications.

"Number of establishments" is the number of separate business locations, rather than the number of business companies or organizations, since the Census figures represent information reported separately for each business location or establishment. The establishment count reflects the number of places in business at the end of 1948 excluding administrative and executive offices of multiunit organizations, and "chain store" warehouses.

Sales and receipts.—"1948 sales and receipts" represents sales of merchandise and receipts from repairs and other services to customers. The figures reflect deductions for returned goods and allowances, but not for trade-in allowances; they exclude sales and excise taxes collected from customers and paid directly to any taxing agency.

Proprietors.—"Active proprietors..." represents owners and partners of unincorporated businesses who devoted the major portion of their time to the business in November 1948.

Employment.—"Number of paid employees..." represents all employees on the pay roll for the pay period ending nearest November 15, 1948. "Full workweek" employees, whether regular or seasonal, are those who in the November 15 pay period were paid for working at least the number of hours typically worked in a week by employees of the reporting establishment.

1948 CENSUS OF BUSINESS

RETAIL, WHOLESALE, SERVICE TRADES

U. S. DEPARTMENT OF COMMERCE
BUREAU OF THE CENSUS

PRELIMINARY

For Release March 20, 1950

Release Series BC-1P-40-014

CLAY COUNTY, S. DAK.

Retail, wholesale, and service establishments located in Clay County, South Dakota, showed a substantial expansion in dollar volume of trade from 1939 to 1948 according to preliminary figures from the 1948 Census of Business released today by the Bureau of the Census, U. S. Department of Commerce.

Retail sales in the county during 1948 aggregated \$7.3 million, an increase of 217 percent over the \$2.3 million in 1939, when the preceding Census of Business was taken. Wholesale sales in the county reached a total of \$2.9 million in 1948 as compared with \$0.7 million in 1939. The service trades included in the Census of Business recorded receipts totaling \$212,000 in 1948 compared with \$119,000 in 1939.

Employment in the county also rose over the 9-year period between 1939 and 1948 for the above trades. Establishments in these trades reported a combined total of 460 paid employees for the workweek ended nearest November 15, 1948. This compared with a total of 309 employees reported for the week of November 15, 1939.

These preliminary figures have been derived from a Census report on Clay County, South Dakota, which also includes data for the city of Vermillion. Final figures, superseding the preliminary data for Clay County, will be included in a Bulletin for the State of South Dakota to be issued in several months. Similar data will be made available this year in preliminary and final form for each of the counties and States. A single copy of the preliminary release for Clay County as well as an order blank for other area releases may be obtained by writing to the Bureau of the Census, Washington 25, D. C.

Table 1.—CENSUS OF BUSINESS PRELIMINARY RESULTS FOR 1948, BY TRADE GROUP
CLAY COUNTY, S. DAK.

Trade group and kind of business	Number of establishments	1948 sales and receipts (thousand dollars)	Active proprietors of unincorporated businesses Nov. 1948	Paid employees per workweek ended nearest Nov. 15, 1948	
				Total employees ¹	Full workweek employees
RETAIL TRADE, total.....	106	7,334	106	406	292
Food group.....	17	1,390	16	70	41
Eating and drinking places.....	15	441	17	67	40
Gasoline service stations.....	20	661	18	27	21
All other retail stores.....	54	4,842	55	242	190
WHOLESALE TRADE.....	13	2,924	12	16	x
SELECTED SERVICE TRADES, ^{2/} total..	24	212	26	38	35
Personal services.....	13	105	15	22	19
All other service trades.....	11	107	11	16	16

x Not available.

^{1/} Includes employees paid for less than the full workweek.

^{2/} See General Description on last page for changes from the 1939 Census of Business in the coverage of Service Trades.

Table 2.—CENSUS OF BUSINESS PRELIMINARY RESULTS FOR 1948 FOR CITIES OF 2,500 INHABITANTS OR MORE

CLAY COUNTY, S. DAK.

(Data omitted for trade groups where necessary to avoid disclosure)

City and trade group ¹	Number of establishments	1948 sales and receipts (Thousand dollars)	Active proprietors of unincorporated businesses Nov. 1948	Paid employees, workweek ended nearest Nov. 15, 1948	
				Total employees ²	Full workweek employees
Vermillion:					
Retail trade.....	60	5,965	58	362	273
Selected service trades....	14	162	15	30	27
Remainder of county:^{3/}					
Retail trade.....	46	1,369	48	44	19
Selected service trades....	10	50	11	8	8

^{1/} See General Description on this page for changes from the 1939 Census of Business in the coverage of Service Trades.

^{2/} Includes employees paid for less than the full workweek.

^{3/} Includes figures for establishments not located in cities of 2,500 inhabitants or more.

GENERAL DESCRIPTION OF PRELIMINARY RELEASES FOR THE 1948 CENSUS OF BUSINESS

This series of releases, of which one is planned for each county in the United States, presents preliminary results of the 1948 Census of Business. The information is based on reports submitted by business establishments for that Census. The figures shown are preliminary, and are subject to revision in the final Census publications, but the changes are expected to be relatively minor with respect to coverage. The final Census figures will be issued in a series of Business Census bulletins which will show additional detailed kind-of-business information for all places where there are a sufficient number of establishments.

The 1948 Census of Business was taken under the provision of the Act of June 19, 1948, which provides that the Business Census be taken for 1948 and for each fifth year thereafter. Previous Business Censuses were taken for the years 1929, 1933, 1935, and 1939.

Scope of the Census.—The 1948 Census of Business covered all establishments in the following trades, as defined by the Standard Industrial Classification Manual, May 1949 issue, of the Executive Office of the President: all retail trades; all wholesale trades; all service trades in the following four groups—personal services, business services, automobile repairs and services, and miscellaneous repair services; hotels; tourist courts and camps; and amusements, including motion picture theaters. Some important services not covered are radio broadcasting and television, medical and health, legal, educational, nonprofit, accounting, and domestic services.

This coverage is similar to that of the 1939 Business Census. However, "custom trades" and "services incidental to transportation," which are no longer included in the standard classification of the service trades, are not covered by the 1948 Census. In a number of localities, these exclusions as well as other changes in the standard classification may have

a considerable effect in comparing 1948 with 1939 data, particularly with respect to establishment count.

Establishment definition.—For Census purposes, a business establishment is defined to include only enterprises conducted from a recognizable place of business, provided that the annual sales were in excess of \$5,000 for a wholesale trade establishment and \$500 for establishments in other trades. A detailed analysis of coverage will be provided in future Census of Business publications.

"Number of establishments" is the number of separate business locations, rather than the number of business companies or organizations, since the Census figures represent information reported separately for each business location or establishment. The establishment count reflects the number of places in business at the end of 1948 excluding administrative and executive offices of multiunit organizations, and "chain store" warehouses.

Sales and receipts.—"1948 sales and receipts" represents sales of merchandise and receipts from repairs and other services to customers. The figures reflect deductions for returned goods and allowances, but not for trade-in allowances; they exclude sales and excise taxes collected from customers and paid directly to any taxing agency.

Proprietors.—"Active proprietors..." represents owners and partners of unincorporated businesses who devoted the major portion of their time to the business in November 1948.

Employment.—"Number of paid employees..." represents all employees on the pay roll for the pay period ending nearest November 15, 1948. "Full workweek" employees, whether regular or seasonal, are those who in the November 15 pay period were paid for working at least the number of hours typically worked in a week by employees of the reporting establishment.

1948 CENSUS OF BUSINESS

RETAIL, WHOLESALE, SERVICE TRADES

U. S. DEPARTMENT OF COMMERCE
BUREAU OF THE CENSUS

PRELIMINARY

For Release March 20, 1950

Release Series BC-1P-40-015

CODINGTON COUNTY, S. DAK.

Retail, wholesale, and service establishments located in Codington County, South Dakota, showed a substantial expansion in dollar volume of trade from 1939 to 1948 according to preliminary figures from the 1948 Census of Business released today by the Bureau of the Census, U. S. Department of Commerce.

Retail sales in the county during 1948 aggregated \$26.2 million, an increase of 240 percent over the \$7.7 million in 1939, when the preceding Census of Business was taken. Wholesale sales in the county reached a total of \$32.1 million in 1948 as compared with \$5.8 million in 1939. The service trades included in the Census of Business recorded receipts totaling \$823,000 in 1948 compared with \$290,000 in 1939.

Employment in the county also rose over the 9-year period between 1939 and 1948 for the above trades. Establishments in these trades reported a combined total of 1,856 paid employees for the workweek ended nearest November 15, 1948. This compared with a total of 1,211 employees reported for the week of November 15, 1939.

These preliminary figures have been derived from a Census report on Codington County, South Dakota, which also includes data for the city of Watertown. Final figures, superseding the preliminary data for Codington County, will be included in a Bulletin for the State of South Dakota to be issued in several months. Similar data will be made available this year in preliminary and final form for each of the counties and States. A single copy of the preliminary release for Codington County as well as an order blank for other area releases may be obtained by writing to the Bureau of the Census, Washington 25, D. C.

Table 1.—CENSUS OF BUSINESS PRELIMINARY RESULTS FOR 1948, BY TRADE GROUP
CODINGTON COUNTY, S. DAK.

Trade group and kind of business	Number of establishments	1948 sales and receipts (Thousand dollars)	Active proprietors of unincorporated businesses Nov. 1948	Paid employees, workweek ended nearest Nov. 15, 1948	
				Total employees ¹	Full workweek employees
RETAIL TRADE, total.....	288	26,201	275	1,270	1,071
Food group.....	53	3,531	54	152	110
Eating and drinking places.....	60	1,614	65	198	165
General merchandise group, general stores	8	4,447	1	285	216
Apparel group.....	14	1,375	15	58	52
Furniture-home furnishings-appliance grp	14	1,330	14	60	60
Automotive group.....	25	4,065	26	137	130
Gasoline service stations.....	28	1,983	32	69	52
Lumber-building-hardware group.....	36	5,564	26	196	187
Drug and proprietary stores.....	6	457	4	25	22
All other retail stores.....	44	1,835	38	90	77
WHOLESALE TRADE, total.....	55	32,106	24	484	x
Merchant wholesalers.....	24	10,990	10	302	x
Other wholesale.....	31	21,116	14	182	x
SELECTED SERVICE TRADES, ^{2/} total.....	76	823	87	102	91
Personal services.....	35	490	40	72	65
All other service trades.....	41	333	47	30	26
HOTELS.....	5	243	3	45	44

x Not available.

^{1/} Includes employees paid for less than the full workweek.

^{2/} See General Description on last page for changes from the 1939 Census of Business in the coverage of Service Trades.

Table 2.—CENSUS OF BUSINESS PRELIMINARY RESULTS FOR 1948 FOR CITIES OF 2,500 INHABITANTS OR MORE

CODINGTON COUNTY, S. DAK.

(Data omitted for trade groups where necessary to avoid disclosure)

City and trade group ¹	Number of establishments	1948 sales and receipts (Thousand dollars)	Active proprietors of unincorporated businesses Nov. 1948	Paid employees, workweek ended nearest Nov. 15, 1948	
				Total employees ²	Full workweek employees
Watertown:					
Retail trade.....	214	24,316	197	1,204	1,024
Wholesale trade.....	37	27,393	19	448	x
Selected service trades....	65	775	74	99	88
Hotels.....	5	243	3	45	44
Remainder of county:^{3/}					
Retail trade.....	74	1,885	78	66	47
Wholesale trade.....	18	4,713	5	36	x
Selected service trades....	11	48	13	3	3

x Not available.

1/ See General Description on this page for changes from the 1939 Census of Business in the coverage of Service Trades.

2/ Includes employees paid for less than the full workweek.

3/ Includes figures for establishments, other than wholesale, not located in cities of 2,500 inhabitants or more, and wholesale establishments not located in cities of 5,000 inhabitants or more.

GENERAL DESCRIPTION OF PRELIMINARY RELEASES FOR THE 1948 CENSUS OF BUSINESS

This series of releases, of which one is planned for each county in the United States, presents preliminary results of the 1948 Census of Business. The information is based on reports submitted by business establishments for that Census. The figures shown are preliminary, and are subject to revision in the final Census publications, but the changes are expected to be relatively minor with respect to coverage. The final Census figures will be issued in a series of Business Census bulletins which will show additional detailed kind-of-business information for all places where there are a sufficient number of establishments.

The 1948 Census of Business was taken under the provision of the Act of June 19, 1948, which provides that the Business Census be taken for 1948 and for each fifth year thereafter. Previous Business Censuses were taken for the years 1929, 1933, 1935, and 1939.

Scope of the Census.—The 1948 Census of Business covered all establishments in the following trades, as defined by the Standard Industrial Classification Manual, May 1949 issue, of the Executive Office of the President: all retail trades; all wholesale trades; all service trades in the following four groups—personal services, business services, automobile repairs and services, and miscellaneous repair services; hotels; tourist courts and camps; and amusements, including motion picture theaters. Some important services not covered are radio broadcasting and television, medical and health, legal, educational, nonprofit, accounting, and domestic services.

This coverage is similar to that of the 1939 Business Census. However, "custom trades" and "services incidental to transportation," which are no longer included in the standard classification of the service trades, are not covered by the 1948 Census. In a number of localities, these exclusions as well as other changes in the standard classification may have

a considerable effect in comparing 1948 with 1939 data, particularly with respect to establishment count.


Establishment definition.—For Census purposes, a business establishment is defined to include only enterprises conducted from a recognizable place of business, provided that the annual sales were in excess of \$5,000 for a wholesale trade establishment and \$500 for establishments in other trades. A detailed analysis of coverage will be provided in future Census of Business publications.

"Number of establishments" is the number of separate business locations, rather than the number of business companies or organizations, since the Census figures represent information reported separately for each business location or establishment. The establishment count reflects the number of places in business at the end of 1948 excluding administrative and executive offices of multiunit organizations, and "chain store" warehouses.

Sales and receipts.—"1948 sales and receipts" represents sales of merchandise and receipts from repairs and other services to customers. The figures reflect deductions for returned goods and allowances, but not for trade-in allowances; they exclude sales and excise taxes collected from customers and paid directly to any taxing agency.

Proprietors.—"Active proprietors..." represents owners and partners of unincorporated businesses who devoted the major portion of their time to the business in November 1948.

Employment.—"Number of paid employees..." represents all employees on the pay roll for the pay period ending nearest November 15, 1948. "Full workweek" employees, whether regular or seasonal, are those who in the November 15 pay period were paid for working at least the number of hours typically worked in a week by employees of the reporting establishment.



1948 CENSUS OF BUSINESS

RETAIL, WHOLESALE, SERVICE TRADES

U. S. DEPARTMENT OF COMMERCE
BUREAU OF THE CENSUS

PRELIMINARY

For Release March 23, 1950

Release Series BC-1P- 40-016

CORSON COUNTY, S. DAK.

Retail and wholesale establishments located in Corson County, South Dakota, showed a substantial expansion in dollar volume of trade from 1939 to 1948 according to preliminary figures from the 1948 Census of Business released today by the Bureau of the Census, U. S. Department of Commerce.

Retail sales in the county during 1948 aggregated \$3.0 million, an increase of 275 percent over the \$0.8 million in 1939, when the preceding Census of Business was taken. Wholesale sales in the county reached a total of \$6.7 million in 1948 as compared with \$0.2 million in 1939.

Employment in the county also rose over the 9-year period between 1939 and 1948 for the above trades. Establishments in these trades reported a combined total of 127 paid employees for the workweek ended nearest November 15, 1948. This compared with a total of 71 employees reported for the week of November 15, 1939.

These preliminary figures have been derived from a Census report on Corson County, South Dakota. Final figures, superseding the preliminary data for Corson County, will be included in a Bulletin for the State of South Dakota to be issued in several months. Similar data will be made available this year in preliminary and final form for each of the counties and States. A single copy of the preliminary release for Corson County as well as an order blank for other area releases may be obtained by writing to the Bureau of the Census, Washington 25, D. C.

Table 1.—CENSUS OF BUSINESS PRELIMINARY RESULTS FOR 1948, BY TRADE GROUP

CORSON COUNTY, S. DAK.

Trade group and kind of business	Number of establishments	1948 sales and receipts (Thousand dollars)	Active proprietors of unincorporated businesses Nov. 1948	Paid employees, workweek ended nearest Nov. 15, 1948	
				Total employees ¹	Full workweek employees
RETAIL TRADE, total.....	69	2,966	68	103	79
Food group.....	21	656	21	15	7
Eating and drinking places.....	10	128	9	18	17
Gasoline service stations.....	10	406	13	7	6
All other retail stores	28	1,776	25	63	49
WHOLESALE TRADE.....	19	6,707	6	24	x

x Not available.

1/ Includes employees paid for less than the full workweek.

GENERAL DESCRIPTION OF PRELIMINARY RELEASES FOR THE
1948 CENSUS OF BUSINESS

This series of releases, of which one is planned for each county in the United States, presents preliminary results of the 1948 Census of Business. The information is based on reports submitted by business establishments for that Census. The figures shown are preliminary, and are subject to revision in the final Census publications, but the changes are expected to be relatively minor with respect to coverage. The final Census figures will be issued in a series of Business Census bulletins which will show additional detailed kind-of-business information for all places where there are a sufficient number of establishments.

The 1948 Census of Business was taken under the provision of the Act of June 19, 1948, which provides that the Business Census be taken for 1948 and for each fifth year thereafter. Previous Business Censuses were taken for the years 1929, 1933, 1935, and 1939.

Scope of the Census.—The 1948 Census of Business covered all establishments in the following trades, as defined by the Standard Industrial Classification Manual, May 1949 issue, of the Executive Office of the President: all retail trades; all wholesale trades; all service trades in the following four groups—personal services, business services, automobile repairs and services, and miscellaneous repair services; hotels; tourist courts and camps; and amusements, including motion picture theaters. Some important services not covered are radio broadcasting and television, medical and health, legal, educational, nonprofit, accounting, and domestic services.

This coverage is similar to that of the 1939 Business Census. However, "custom trades" and "services incidental to transportation," which are no longer included in the standard classification of the service trades, are not covered by the 1948 Census. In a number of localities, these exclusions as well as other changes in the standard classification may have a considerable effect in comparing

1948 with 1939 data, particularly with respect to establishment count.

Establishment definition.—For Census purposes, a business establishment is defined to include only enterprises conducted from a recognizable place of business, provided that the annual sales were in excess of \$5,000 for a wholesale trade establishment and \$500 for establishments in other trades. A detailed analysis of coverage will be provided in future Census of Business publications.

"Number of establishments" is the number of separate business locations, rather than the number of business companies or organizations, since the Census figures represent information reported separately for each business location or establishment. The establishment count reflects the number of places in business at the end of 1948 excluding administrative and executive offices of multiunit organizations, and "chain store" warehouses.

Sales and receipts.—"1948 sales and receipts" represents sales of merchandise and receipts from repairs and other services to customers. The figures reflect deductions for returned goods and allowances, but not for trade-in allowances; they exclude sales and excise taxes collected from customers and paid directly to any taxing agency.

Proprietors.—"Active proprietors..." represents owners and partners of unincorporated businesses who devoted the major portion of their time to the business in November 1948.

Employment.—"Number of paid employees..." represents all employees on the pay roll for the pay period ending nearest November 15, 1948. "Full workweek" employees, whether regular or seasonal, are those who in the November 15 pay period were paid for working at least the number of hours typically worked in a week by employees of the reporting establishment.

1948 CENSUS OF BUSINESS

RETAIL, WHOLESALE, SERVICE TRADES

U. S. DEPARTMENT OF COMMERCE
BUREAU OF THE CENSUS

PRELIMINARY

For Release March 27, 1950

Release Series BC-1P- 40-017

CUSTER COUNTY, S. DAK.

Retail, wholesale, and service establishments located in Custer County, South Dakota, showed a substantial expansion in dollar volume of trade from 1939 to 1948 according to preliminary figures from the 1948 Census of Business released today by the Bureau of the Census, U. S. Department of Commerce.

Retail sales in the county during 1948 aggregated \$3.8 million, an increase of 138 percent over the \$1.6 million in 1939, when the preceding Census of Business was taken. Wholesale sales in the county reached a total of \$514,000 in 1948 as compared with \$212,000 in 1939. The service trades included in the Census of Business recorded receipts totaling \$95,000 in 1948 compared with \$47,000 in 1939.

Employment in the county also rose over the 9-year period between 1939 and 1948 for the above trades. Establishments in these trades reported a combined total of 260 paid employees for the workweek ended nearest November 15, 1948. This compared with a total of 156 employees reported for the week of November 15, 1939.

These preliminary figures have been derived from a Census report on Custer County, South Dakota. Final figures, superseding the preliminary data for Custer County, will be included in a Bulletin for the State of South Dakota to be issued in several months. Similar data will be made available this year in preliminary and final form for each of the counties and States. A single copy of the preliminary release for Custer County as well as an order blank for other area releases may be obtained by writing to the Bureau of the Census, Washington 25, D. C.

Table 1.—CENSUS OF BUSINESS PRELIMINARY RESULTS FOR 1948, BY TRADE GROUP
CUSTER COUNTY, S. DAK.

Trade group and kind of business	Number of establishments	1948 sales and receipts (Thousand dollars)	Active proprietors of unincorporated businesses Nov. 1948	Paid employees, workweek ended nearest Nov. 15, 1948	
				Total employees ¹	Full workweek employees
RETAIL TRADE, total.....	90	3,831	96	241	205
Food group.....	16	991	19	28	21
Eating and drinking places.....	22	691	19	126	109
Gasoline service stations.....	20	398	24	24	20
All other retail stores.....	32	1,751	34	63	55
WHOLESALE TRADE.....	7	514	9	5	x
SELECTED SERVICE TRADES, ² /total.	18	95	18	14	14
Personal services.....	12	69	12	11	11
All other service trades.....	6	26	6	3	3
TOURIST COURTS AND CAMPS.....	18	100	16	2	-

x Not available.

¹/ Includes employees paid for less than the full workweek.

²/ See General Description on last page for changes from the 1939 Census of Business in the coverage of Service Trades.

GENERAL DESCRIPTION OF PRELIMINARY RELEASES FOR THE 1948 CENSUS OF BUSINESS

This series of releases, of which one is planned for each county in the United States, presents preliminary results of the 1948 Census of Business. The information is based on reports submitted by business establishments for that Census. The figures shown are preliminary, and are subject to revision in the final Census publications, but the changes are expected to be relatively minor with respect to coverage. The final Census figures will be issued in a series of Business Census bulletins which will show additional detailed kind-of-business information for all places where there are a sufficient number of establishments.

The 1948 Census of Business was taken under the provision of the Act of June 19, 1948, which provides that the Business Census be taken for 1948 and for each fifth year thereafter. Previous Business Censuses were taken for the years 1929, 1933, 1935, and 1939.

Scope of the Census.--The 1948 Census of Business covered all establishments in the following trades, as defined by the Standard Industrial Classification Manual, May 1949 issue, of the Executive Office of the President: all retail trades; all wholesale trades; all service trades in the following four groups--personal services, business services, automobile repairs and services, and miscellaneous repair services; hotels; tourist courts and camps; and amusements, including motion picture theaters. Some important services not covered are radio broadcasting and television, medical and health, legal, educational, nonprofit, accounting, and domestic services.

This coverage is similar to that of the 1939 Business Census. However, "custom trades" and "services incidental to transportation," which are no longer included in the standard classification of the service trades, are not covered by the 1948 Census. In a number of localities, these exclusions as well as other changes in the standard classification may have a considerable effect in comparing

1948 with 1939 data, particularly with respect to establishment count.

Establishment definition.--For Census purposes, a business establishment is defined to include only enterprises conducted from a recognizable place of business, provided that the annual sales were in excess of \$5,000 for a wholesale trade establishment and \$500 for establishments in other trades. A detailed analysis of coverage will be provided in future Census of Business publications.

"Number of establishments" is the number of separate business locations, rather than the number of business companies or organizations, since the Census figures represent information reported separately for each business location or establishment. The establishment count reflects the number of places in business at the end of 1948 excluding administrative and executive offices of multiunit organizations, and "chain store" warehouses.

Sales and receipts.--"1948 sales and receipts" represents sales of merchandise and receipts from repairs and other services to customers. The figures reflect deductions for returned goods and allowances, but not for trade-in allowances; they exclude sales and excise taxes collected from customers and paid directly to any taxing agency.

Proprietors.--"Active proprietors..." represents owners and partners of unincorporated businesses who devoted the major portion of their time to the business in November 1948.

Employment.--"Number of paid employees..." represents all employees on the pay roll for the pay period ending nearest November 15, 1948. "Full workweek" employees, whether regular or seasonal, are those who in the November 15 pay period were paid for working at least the number of hours typically worked in a week by employees of the reporting establishment.

1948 CENSUS OF BUSINESS

RETAIL, WHOLESALE, SERVICE TRADES

U. S. DEPARTMENT OF COMMERCE
BUREAU OF THE CENSUS

PRELIMINARY

For Release May 15, 1950

Release Series BC-1P-40-018

DAVISON COUNTY, S. DAK.

Retail, wholesale, and service establishments located in Davison County, South Dakota, showed a substantial expansion in dollar volume of trade from 1939 to 1948 according to preliminary figures from the 1948 Census of Business released today by the Bureau of the Census, U. S. Department of Commerce.

Retail sales in the county during 1948 aggregated \$26.9 million, an increase of 268 percent over the \$7.3 million in 1939, when the preceding Census of Business was taken. Wholesale sales in the county reached a total of \$15.5 million in 1948 as compared with \$3.9 million in 1939. The service trades included in the Census of Business recorded receipts totaling \$796,000 in 1948 compared with \$360,000 in 1939.

Employment in the county also rose over the 9-year period between 1939 and 1948 for the above trades. Establishments in these trades reported a combined total of 1,659 paid employees for the workweek ended nearest November 15, 1948. This compared with a total of 1,247 employees reported for the week of November 15, 1939.

These preliminary figures have been derived from a Census report on Davison County, South Dakota, which also includes data for the city of Mitchell. Final figures, superseding the preliminary data for Davison County, will be included in a Bulletin for the State of South Dakota to be issued in several months. Similar data will be made available this year in preliminary and final form for each of the counties and States. A single copy of the preliminary release for Davison County as well as an order blank for other area releases may be obtained by writing to the Bureau of the Census, Washington 25, D. C.

Table 1.—CENSUS OF BUSINESS PRELIMINARY RESULTS FOR 1948, BY TRADE GROUP
DAVISON COUNTY, S. DAK.

Trade group and kind of business	Number of establishments	1948 sales and receipts (Thousand dollars)	Active proprietors of unincorporated businesses Nov. 1948	Paid employees, workweek ended nearest Nov. 15, 1948	
				Total employees ¹	Full workweek employees
RETAIL TRADE, total.....	295	26,941	215	1,308	1,056
Food group.....	36	3,222	43	116	72
Eating and drinking places.....	40	1,472	49	231	181
General merchandise group, general stores....	14	4,145	4	249	172
Apparel group.....	16	2,143	9	140	131
Furniture-home furnishings-appliance group..	11	1,416	6	65	63
Automotive group.....	17	7,371	14	189	183
Gasoline service stations.....	31	1,098	33	61	38
Lumber-building-hardware group.....	18	2,891	8	87	81
Drug and proprietary stores.....	6	619	6	32	29
All other retail stores.....	46	2,564	43	138	106
WHOLESALE TRADE, total.....	45	15,460	40	220	x
Merchant wholesalers.....	22	4,659	19	151	x
Other types of wholesale.....	23	10,801	21	69	x
SELECTED SERVICE TRADES, ² /total.....	69	796	63	131	82
Personal services.....	40	475	37	99	58
Business services.....	5	46	5	6	5
Automotive repairs and services.....	11	131	9	13	13
Other repair services.....	13	144	12	13	6
TOURIST COURTS AND CAMPS.....	8	75	8	3	2

x Not available.

¹/ Includes employees paid for less than the full workweek.

²/ See General Description on last page for changes from the 1939 Census of Business in the coverage of Service Trades.

Table 2.—CENSUS OF BUSINESS PRELIMINARY RESULTS FOR 1948 FOR CITIES OF 2,500 INHABITANTS OR MORE
 DAVISON COUNTY, S. DAK.

(Data omitted for trade groups where necessary to avoid disclosure)

City and trade group ¹	Number of establishments	1948 sales and receipts (Thousand dollars)	Active proprietors of unincorporated businesses Nov. 1948	Paid employees, workweek ended nearest Nov. 15, 1948	
				Total employees ²	Full workweek employees
Mitchell:					
Retail trade.....	196	24,355	180	1,216	987
Wholesale trade.....	40	14,322	38	214	x
Selected service trades.....	62	750	56	127	81
Remainder of county:					
Retail trade.....	39	2,586	35	92	69
Wholesale trade.....	5	1,138	2	6	x
Selected service trades.....	7	46	7	4	1

x Not available.

^{1/} See General Description on this page for changes from the 1939 Census of Business in the coverage of Service Trades.

^{2/} Includes employees paid for less than the full workweek.

GENERAL DESCRIPTION OF PRELIMINARY RELEASES FOR THE 1948 CENSUS OF BUSINESS

This series of releases, of which one is planned for each county in the United States, presents preliminary results of the 1948 Census of Business. The information is based on reports submitted by business establishments for that Census. The figures shown are preliminary, and are subject to revision in the final Census publications, but the changes are expected to be relatively minor with respect to coverage. The final Census figures will be issued in a series of Business Census bulletins which will show additional detailed kind-of-business information for all places where there are a sufficient number of establishments.

The 1948 Census of Business was taken under the provision of the Act of June 19, 1948, which provides that the Business Censuses be taken for 1948 and for each fifth year thereafter. Previous Business Censuses were taken for the years 1929, 1933, 1935, and 1939.

Scope of the Census.—The 1948 Census of Business covered all establishments in the following trades, as defined by the Standard Industrial Classification Manual, May 1949 issue, of the Executive Office of the President: all retail trades; all wholesale trades; all service trades in the following four groups—personal services, business services, automobile repairs and services, and miscellaneous repair services; hotels; tourist courts and camps; and amusements, including motion picture theaters. Some important services not covered are radio broadcasting and television, medical and health, legal, educational, nonprofit, accounting, and domestic services.

This coverage is similar to that of the 1939 Business Census. However, "custom trades" and "services incidental to transportation," which are no longer included in the standard classification of the service trades, are not covered by the 1948 Census. In a number of localities, these exclusions as well as

other changes in the standard classification may have a considerable effect in comparing 1948 with 1939 data, particularly with respect to establishment count.

Establishment definition.—For Census purposes, a business establishment is defined to include only enterprises conducted from a recognizable place of business, provided that the annual sales were in excess of \$5,000 for a wholesale trade establishment and \$500 for establishments in other trades. A detailed analysis of coverage will be provided in future Census of Business publications.

"Number of establishments" is the number of separate business locations, rather than the number of business companies or organizations, since the Census figures represent information reported separately for each business location or establishment. The establishment count reflects the number of places in business at the end of 1948 excluding administrative and executive offices of multiunit organizations, and "chain store" warehouses.

Sales and receipts.—"1948 sales and receipts" represents sales of merchandise and receipts from repairs and other services to customers. The figures reflect deductions for returned goods and allowances, but not for trade-in allowances; they exclude sales and excise taxes collected from customers and paid directly to any taxing agency.

Proprietors.—"Active proprietors..." represents owners and partners of unincorporated businesses who devoted the major portion of their time to the business in November 1948.

Employment.—"Number of paid employees..." represents all employees on the pay roll for the pay period ending nearest November 15, 1948. "Full workweek" employees, whether regular or seasonal, are those who in the November 15 pay period were paid for working at least the number of hours typically worked in a week by employees of the reporting establishment.

1948 CENSUS OF BUSINESS

RETAIL, WHOLESALE, SERVICE TRADES

U. S. DEPARTMENT OF COMMERCE
BUREAU OF THE CENSUS

PRELIMINARY

For Release March 27, 1950

Release Series BC-1P-40-019

DAY COUNTY, S. DAK.

Retail, wholesale, and service establishments located in Day County, South Dakota, showed a substantial expansion in dollar volume of trade from 1939 to 1948 according to preliminary figures from the 1948 Census of Business released today by the Bureau of the Census, U. S. Department of Commerce.

Retail sales in the county during 1948 aggregated \$11.0 million, an increase of 255 percent over the \$3.1 million in 1939, when the preceding Census of Business was taken. Wholesale sales in the county reached a total of \$7.5 million in 1948 as compared with \$1.5 million in 1939. The service trades included in the Census of Business recorded receipts totaling \$161,000 in 1948 compared with \$115,000 in 1939.

Employment in the county also rose over the 9-year period between 1939 and 1948 for the above trades. Establishments in these trades reported a combined total of 508 paid employees for the workweek ended nearest November 15, 1948. This compared with a total of 339 employees reported for the week of November 15, 1939.

These preliminary figures have been derived from a Census report on Day County, South Dakota. Final figures, superseding the preliminary data for Day County, will be included in a Bulletin for the State of South Dakota to be issued in several months. Similar data will be made available this year in preliminary and final form for each of the counties and States. A single copy of the preliminary release for Day County as well as an order blank for other area releases may be obtained by writing to the Bureau of the Census, Washington 25, D. C.

Table 1.—CENSUS OF BUSINESS PRELIMINARY RESULTS FOR 1948, BY TRADE GROUP
DAY COUNTY, S. DAK.

Trade group and kind of business	Number of establishments	1948 sales and receipts (Thousand dollars)	Active proprietors of unincorporated businesses Nov. 1948	Paid employees, workweek ended nearest Nov. 15, 1948	
				Total employees ¹	Full workweek employees
RETAIL TRADE, total.....	189	10,982	192	438	329
Food group.....	34	1,782	37	98	70
Eating and drinking places.....	31	646	34	69	45
Furniture-home furnishings-appliance group.....	8	429	6	10	9
Automotive group.....	20	2,485	23	65	58
Gasoline service stations.....	28	1,371	30	45	34
Lumber-building-hardware group.....	33	2,775	34	75	62
Drug and proprietary stores....	6	248	5	19	11
All other retail stores.....	29	1,246	23	57	40
WHOLESALE TRADE.....	34	7,469	15	55	x
SELECTED SERVICE TRADES, ² /total..	33	161	33	15	11
Personal services.....	15	97	14	13	10
All other service trades.....	18	64	19	2	1
HOTELS.....	7	75	7	5	5
AMUSEMENTS.....	7	121	7	20	x

x Not available.

1/ Includes employees paid for less than the full workweek.

2/ See General Description on last page for changes from the 1939 Census of Business in the coverage of Service Trades.

GENERAL DESCRIPTION OF PRELIMINARY RELEASES FOR THE
1948 CENSUS OF BUSINESS

This series of releases, of which one is planned for each county in the United States, presents preliminary results of the 1948 Census of Business. The information is based on reports submitted by business establishments for that Census. The figures shown are preliminary, and are subject to revision in the final Census publications, but the changes are expected to be relatively minor with respect to coverage. The final Census figures will be issued in a series of Business Census bulletins which will show additional detailed kind-of-business information for all places where there are a sufficient number of establishments.

The 1948 Census of Business was taken under the provision of the Act of June 19, 1948, which provides that the Business Census be taken for 1948 and for each fifth year thereafter. Previous Business Censuses were taken for the years 1929, 1933, 1935, and 1939.

Scope of the Census.—The 1948 Census of Business covered all establishments in the following trades, as defined by the Standard Industrial Classification Manual, May 1949 issue, of the Executive Office of the President: all retail trades; all wholesale trades; all service trades in the following four groups—personal services, business services, automobile repairs and services, and miscellaneous repair services; hotels; tourist courts and camps; and amusements, including motion picture theaters. Some important services not covered are radio broadcasting and television, medical and health, legal, educational, nonprofit, accounting, and domestic services.

This coverage is similar to that of the 1939 Business Census. However, "custom trades" and "services incidental to transportation," which are no longer included in the standard classification of the service trades, are not covered by the 1948 Census. In a number of localities, these exclusions as well as other changes in the standard classification may have a considerable effect in comparing

1948 with 1939 data, particularly with respect to establishment count.

Establishment definition.—For Census purposes, a business establishment is defined to include only enterprises conducted from a recognizable place of business, provided that the annual sales were in excess of \$5,000 for a wholesale trade establishment and \$500 for establishments in other trades. A detailed analysis of coverage will be provided in future Census of Business publications.

"Number of establishments" is the number of separate business locations, rather than the number of business companies or organizations, since the Census figures represent information reported separately for each business location or establishment. The establishment count reflects the number of places in business at the end of 1948 excluding administrative and executive offices of multiunit organizations, and "chain store" warehouses.

Sales and receipts.—"1948 sales and receipts" represents sales of merchandise and receipts from repairs and other services to customers. The figures reflect deductions for returned goods and allowances, but not for trade-in allowances; they exclude sales and excise taxes collected from customers and paid directly to any taxing agency.

Proprietors.—"Active proprietors..." represents owners and partners of unincorporated businesses who devoted the major portion of their time to the business in November 1948.

Employment.—"Number of paid employees..." represents all employees on the pay roll for the pay period ending nearest November 15, 1948. "Full workweek" employees, whether regular or seasonal, are those who in the November 15 pay period were paid for working at least the number of hours typically worked in a week by employees of the reporting establishment.

1948 CENSUS OF BUSINESS

RETAIL, WHOLESALE, SERVICE TRADES

U. S. DEPARTMENT OF COMMERCE
BUREAU OF THE CENSUS

PRELIMINARY

For Release March 20, 1950

Release Series BC-1P-40-020

DEUEL COUNTY, S. DAK.

Retail, wholesale, and service establishments located in Deuel County, South Dakota, showed a substantial expansion in dollar volume of trade from 1939 to 1948 according to preliminary figures from the 1948 Census of Business released today by the Bureau of the Census, U. S. Department of Commerce.

Retail sales in the county during 1948 aggregated \$4.1 million, an increase of 242 percent over the \$1.2 million in 1939, when the preceding Census of Business was taken. Wholesale sales in the county reached a total of \$3.7 million in 1948 as compared with \$1.1 million in 1939. The service trades included in the Census of Business recorded receipts totaling \$102,000 in 1948 compared with \$37,000 in 1939.

Employment in the county also rose over the 9-year period between 1939 and 1948 for the above trades. Establishments in these trades reported a combined total of 220 paid employees for the workweek ended nearest November 15, 1948. This compared with a total of 114 employees reported for the week of November 15, 1939.

These preliminary figures have been derived from a Census report on Deuel County, South Dakota. Final figures, superseding the preliminary data for Deuel County, will be included in a Bulletin for the State of South Dakota to be issued in several months. Similar data will be made available this year in preliminary and final form for each of the counties and States. A single copy of the preliminary release for Deuel County as well as an order blank for other area releases may be obtained by writing to the Bureau of the Census, Washington 25, D. C.

Table 1.—CENSUS OF BUSINESS PRELIMINARY RESULTS FOR 1948, BY TRADE GROUP
DEUEL COUNTY, S. DAK.

Trade group and kind of business	Number of establishments	1948 sales and receipts (Thousand dollars)	Active proprietors of unincorporated businesses Nov. 1948	Paid employees, workweek ended nearest Nov. 15, 1948	
				Total employees ¹	Full workweek employees
RETAIL TRADE, total.....	113	4,097	107	165	109
Food group.....	24	960	23	38	19
Eating and drinking places.....	16	269	19	22	12
Gasoline service stations.....	16	312	16	5	3
All other retail stores.....	57	2,556	49	100	75
WHOLESALE TRADE.....	18	3,657	6	43	x
SELECTED SERVICE TRADES ^{2/}	18	102	20	12	4

x Not available.

^{1/} Includes employees paid for less than the full workweek.

^{2/} See General Description on last page for changes from the 1939 Census of Business in the coverage of Service Trades.

GENERAL DESCRIPTION OF PRELIMINARY RELEASES FOR THE 1948 CENSUS OF BUSINESS

This series of releases, of which one is planned for each county in the United States, presents preliminary results of the 1948 Census of Business. The information is based on reports submitted by business establishments for that Census. The figures shown are preliminary, and are subject to revision in the final Census publications, but the changes are expected to be relatively minor with respect to coverage. The final Census figures will be issued in a series of Business Census bulletins which will show additional detailed kind-of-business information for all places where there are a sufficient number of establishments.

The 1948 Census of Business was taken under the provision of the Act of June 19, 1948, which provides that the Business Census be taken for 1948 and for each fifth year thereafter. Previous Business Censuses were taken for the years 1929, 1933, 1935, and 1939.

Scope of the Census.—The 1948 Census of Business covered all establishments in the following trades, as defined by the Standard Industrial Classification Manual, May 1949 issue, of the Executive Office of the President: all retail trades; all wholesale trades; all service trades in the following four groups—personal services, business services, automobile repairs and services, and miscellaneous repair services; hotels; tourist courts and camps; and amusements, including motion picture theaters. Some important services not covered are radio broadcasting and television, medical and health, legal, educational, nonprofit, accounting, and domestic services.

This coverage is similar to that of the 1939 Business Census. However, "custom trades" and "services incidental to transportation," which are no longer included in the standard classification of the service trades, are not covered by the 1948 Census. In a number of localities, these exclusions as well as other changes in the standard classification may have a considerable effect in comparing

1948 with 1939 data, particularly with respect to establishment count.

Establishment definition.—For Census purposes, a business establishment is defined to include only enterprises conducted from a recognizable place of business, provided that the annual sales were in excess of \$5,000 for a wholesale trade establishment and \$500 for establishments in other trades. A detailed analysis of coverage will be provided in future Census of Business publications.

"Number of establishments" is the number of separate business locations, rather than the number of business companies or organizations, since the Census figures represent information reported separately for each business location or establishment. The establishment count reflects the number of places in business at the end of 1948 excluding administrative and executive offices of multiunit organizations, and "chain store" warehouses.

Sales and receipts.—"1948 sales and receipts" represents sales of merchandise and receipts from repairs and other services to customers. The figures reflect deductions for returned goods and allowances, but not for trade-in allowances; they exclude sales and excise taxes collected from customers and paid directly to any taxing agency.

Proprietors.—"Active proprietors..." represents owners and partners of unincorporated businesses who devoted the major portion of their time to the business in November 1948.

Employment.—"Number of paid employees..." represents all employees on the pay roll for the pay period ending nearest November 15, 1948. "Full workweek" employees, whether regular or seasonal, are those who in the November 15 pay period were paid for working at least the number of hours typically worked in a week by employees of the reporting establishment.

1948 CENSUS OF BUSINESS

RETAIL, WHOLESALE, SERVICE TRADES

U. S. DEPARTMENT OF COMMERCE
BUREAU OF THE CENSUS

PRELIMINARY

For Release March 22, 1950

Release Series BC-1P-40-021

DEWEY COUNTY, S. DAK.

Retail, wholesale, and service establishments located in Dewey County, South Dakota, showed a substantial expansion in dollar volume of trade from 1939 to 1948 according to preliminary figures from the 1948 Census of Business released today by the Bureau of the Census, U. S. Department of Commerce.

Retail sales in the county during 1948 aggregated \$3.0 million, an increase of 275 percent over the \$0.8 million in 1939, when the preceding Census of Business was taken. Wholesale sales in the county reached a total of \$3.9 million in 1948 as compared with \$0.2 million in 1939. The service trades included in the Census of Business recorded receipts totaling \$41,000 in 1948 compared with \$13,000 in 1939.

Employment in the county also rose over the 9-year period between 1939 and 1948 for the above trades. Establishments in these trades reported a combined total of 98 paid employees for the workweek ended nearest November 15, 1948. This compared with a total of 85 employees reported for the week of November 15, 1939.

These preliminary figures have been derived from a Census report on Dewey County, South Dakota. Final figures, superseding the preliminary data for Dewey County, will be included in a Bulletin for the State of South Dakota to be issued in several months. Similar data will be made available this year in preliminary and final form for each of the counties and States. A single copy of the preliminary release for Dewey County as well as an order blank for other area releases may be obtained by writing to the Bureau of the Census, Washington 25, D. C.

Table 1.--CENSUS OF BUSINESS PRELIMINARY RESULTS FOR 1948, BY TRADE GROUP

DEWEY COUNTY, S. DAK.

Trade group and kind of business	Number of establishments	1948 sales and receipts (Thousand dollars)	Active proprietors of unincorporated businesses Nov. 1948	Paid employees, workweek ended nearest Nov. 15, 1948	
				Total employees ¹	Full workweek employees
RETAIL TRADE, total.....	72	2,963	70	79	63
Food group.....	17	728	17	24	16
Eating and drinking places.....	8	87	8	11	11
Gasoline service stations.....	12	319	11	9	8
All other retail stores.....	35	1,829	34	35	28
WHOLESALE TRADE.....	17	3,873	9	17	x
SELECTED SERVICE TRADES².....	11	41	11	2	2

x Not available.

¹ Includes employees paid for less than the full workweek.

² See General Description on last page for changes from the 1939 Census of Business in the coverage of Service Trades.

GENERAL DESCRIPTION OF PRELIMINARY RELEASES FOR THE
1948 CENSUS OF BUSINESS

This series of releases, of which one is planned for each county in the United States, presents preliminary results of the 1948 Census of Business. The information is based on reports submitted by business establishments for that Census. The figures shown are preliminary, and are subject to revision in the final Census publications, but the changes are expected to be relatively minor with respect to coverage. The final Census figures will be issued in a series of Business Census bulletins which will show additional detailed kind-of-business information for all places where there are a sufficient number of establishments.

The 1948 Census of Business was taken under the provision of the Act of June 19, 1948, which provides that the Business Census be taken for 1948 and for each fifth year thereafter. Previous Business Censuses were taken for the years 1929, 1933, 1935, and 1939.

Scope of the Census.—The 1948 Census of Business covered all establishments in the following trades, as defined by the Standard Industrial Classification Manual, May 1949 issue, of the Executive Office of the President: all retail trades; all wholesale trades; all service trades in the following four groups—personal services, business services, automobile repairs and services, and miscellaneous repair services; hotels; tourist courts and camps; and amusements, including motion picture theaters. Some important services not covered are radio broadcasting and television, medical and health, legal, educational, nonprofit, accounting, and domestic services.

This coverage is similar to that of the 1939 Business Census. However, "custom trades" and "services incidental to transportation," which are no longer included in the standard classification of the service trades, are not covered by the 1948 Census. In a number of localities, these exclusions as well as other changes in the standard classification may have a considerable effect in comparing

1948 with 1939 data, particularly with respect to establishment count.

Establishment definition.—For Census purposes, a business establishment is defined to include only enterprises conducted from a recognizable place of business, provided that the annual sales were in excess of \$5,000 for a wholesale trade establishment and \$500 for establishments in other trades. A detailed analysis of coverage will be provided in future Census of Business publications.

"Number of establishments" is the number of separate business locations, rather than the number of business companies or organizations, since the Census figures represent information reported separately for each business location or establishment. The establishment count reflects the number of places in business at the end of 1948 excluding administrative and executive offices of multiunit organizations, and "chain store" warehouses.

Sales and receipts.—"1948 sales and receipts" represents sales of merchandise and receipts from repairs and other services to customers. The figures reflect deductions for returned goods and allowances, but not for trade-in allowances; they exclude sales and excise taxes collected from customers and paid directly to any taxing agency.

Proprietors.—"Active proprietors..." represents owners and partners of unincorporated businesses who devoted the major portion of their time to the business in November 1948.

Employment.—"Number of paid employees..." represents all employees on the pay roll for the pay period ending nearest November 15, 1948. "Full workweek" employees, whether regular or seasonal, are those who in the November 15 pay period were paid for working at least the number of hours typically worked in a week by employees of the reporting establishment.

1948 CENSUS OF BUSINESS

RETAIL, WHOLESALE, SERVICE TRADES

U. S. DEPARTMENT OF COMMERCE
BUREAU OF THE CENSUS

PRELIMINARY

For Release March 16, 1950

Release Series BC-1P-40-022

DOUGLAS COUNTY, S. DAK.

Retail, wholesale, and service establishments located in Douglas County, South Dakota, showed a substantial expansion in dollar volume of trade from 1939 to 1948 according to preliminary figures from the 1948 Census of Business released today by the Bureau of the Census, U. S. Department of Commerce.

Retail sales in the county during 1948 aggregated \$3.4 million, an increase of 240 percent over the \$1.0 million in 1939, when the preceding Census of Business was taken. Wholesale sales in the county reached a total of \$3.6 million in 1948 as compared with \$1.1 million in 1939. The service trades included in the Census of Business recorded receipts totaling \$144,000 in 1948 compared with \$22,000 in 1939.

Employment in the county also rose over the 9-year period between 1939 and 1948 for the above trades. Establishments in these trades reported a combined total of 162 paid employees for the workweek ended nearest November 15, 1948. This compared with a total of 126 employees reported for the week of November 15, 1939.

These preliminary figures have been derived from a Census report on Douglas County, South Dakota. Final figures, superseding the preliminary data for Douglas County, will be included in a Bulletin for the State of South Dakota to be issued in several months. Similar data will be made available this year in preliminary and final form for each of the counties and States. A single copy of the preliminary release for Douglas County as well as an order blank for other area releases may be obtained by writing to the Bureau of the Census, Washington 25, D. C.

Table 1.—CENSUS OF BUSINESS PRELIMINARY RESULTS FOR 1948, BY TRADE GROUP
DOUGLAS COUNTY, S. DAK.

Trade group and kind of business	Number of establishments	1948 sales and receipts (Thousand dollars)	Active proprietors of unincorporated businesses Nov. 1948	Paid employees, workweek ended nearest Nov. 15, 1948	
				Total employees ¹	Full workweek employees
RETAIL TRADE, total.....	78	3,398	78	119	68
Food group.....	16	699	16	24	14
Eating and drinking places.....	7	130	8	10	8
Gasoline service stations.....	12	188	12	6	2
All other retail stores ²	43	2,381	42	79	44
WHOLESALE TRADE.....	22	3,620	14	33	x
SELECTED SERVICE TRADES,^{2/} total.....	23	144	24	10	6
Personal services.....	11	49	11	4	2
All other service trades.....	12	95	13	6	4

x Not available.

^{1/} Includes employees paid for less than the full workweek.

^{2/} See General Description on last page for changes from the 1939 Census of Business in the coverage of Service Trades.

GENERAL DESCRIPTION OF PRELIMINARY RELEASES FOR THE
1948 CENSUS OF BUSINESS

This series of releases, of which one is planned for each county in the United States, presents preliminary results of the 1948 Census of Business. The information is based on reports submitted by business establishments for that Census. The figures shown are preliminary, and are subject to revision in the final Census publications, but the changes are expected to be relatively minor with respect to coverage. The final Census figures will be issued in a series of Business Census bulletins which will show additional detailed kind-of-business information for all places where there are a sufficient number of establishments.

The 1948 Census of Business was taken under the provision of the Act of June 19, 1948, which provides that the Business Census be taken for 1948 and for each fifth year thereafter. Previous Business Censuses were taken for the years 1929, 1933, 1935, and 1939.

Scope of the Census.—The 1948 Census of Business covered all establishments in the following trades, as defined by the Standard Industrial Classification Manual, May 1949 issue, of the Executive Office of the President: all retail trades; all wholesale trades; all service trades in the following four groups—personal services, business services, automobile repairs and services, and miscellaneous repair services; hotels; tourist courts and camps; and amusements, including motion picture theaters. Some important services not covered are radio broadcasting and television, medical and health, legal, educational, nonprofit, accounting, and domestic services.

This coverage is similar to that of the 1939 Business Census. However, "custom trades" and "services incidental to transportation," which are no longer included in the standard classification of the service trades, are not covered by the 1948 Census. In a number of localities, these exclusions as well as other changes in the standard classification may have a considerable effect in comparing

1948 with 1939 data, particularly with respect to establishment count.

Establishment definition.—For Census purposes, a business establishment is defined to include only enterprises conducted from a recognizable place of business, provided that the annual sales were in excess of \$5,000 for a wholesale trade establishment and \$500 for establishments in other trades. A detailed analysis of coverage will be provided in future Census of Business publications.

"Number of establishments" is the number of separate business locations, rather than the number of business companies or organizations, since the Census figures represent information reported separately for each business location or establishment. The establishment count reflects the number of places in business at the end of 1948 excluding administrative and executive offices of multiunit organizations, and "chain store" warehouses.

Sales and receipts.—"1948 sales and receipts" represents sales of merchandise and receipts from repairs and other services to customers. The figures reflect deductions for returned goods and allowances, but not for trade-in allowances; they exclude sales and excise taxes collected from customers and paid directly to any taxing agency.

Proprietors.—"Active proprietors..." represents owners and partners of unincorporated businesses who devoted the major portion of their time to the business in November 1948.

Employment.—"Number of paid employees..." represents all employees on the pay roll for the pay period ending nearest November 15, 1948. "Full workweek" employees, whether regular or seasonal, are those who in the November 15 pay period were paid for working at least the number of hours typically worked in a week by employees of the reporting establishment.

1948 CENSUS OF BUSINESS

RETAIL, WHOLESALE, SERVICE TRADES

U. S. DEPARTMENT OF COMMERCE
BUREAU OF THE CENSUS

PRELIMINARY

For Release March 14, 1950

Release Series BC-1P-40-023

EDMUNDS COUNTY, S. DAK.

Retail, wholesale, and service establishments located in Edmunds County, South Dakota, showed a substantial expansion in dollar volume of trade from 1939 to 1948 according to preliminary figures from the 1948 Census of Business released today by the Bureau of the Census, U. S. Department of Commerce.

Retail sales in the county during 1948 aggregated \$5.3 million, an increase of 382 percent over the \$1.1 million in 1939, when the preceding Census of Business was taken. Wholesale sales in the county reached a total of \$7.0 million in 1948 as compared with \$0.7 million in 1939. The service trades included in the Census of Business recorded receipts totaling \$101,000 in 1948 compared with \$33,000 in 1939.

Employment in the county also rose over the 9-year period between 1939 and 1948 for the above trades. Establishments in these trades reported 268 paid employees for the workweek ended nearest November 15, 1948. This compared with a total of 118 employees reported for the week of November 15, 1939.

These preliminary figures have been derived from a Census report on Edmunds County, South Dakota. Final figures, superseding the preliminary data for Edmunds County, will be included in a Bulletin for the State of South Dakota to be issued in several months. Similar data will be made available this year in preliminary and final form for each of the counties and States. A single copy of the preliminary release for Edmunds County as well as an order blank for other area releases may be obtained by writing to the Bureau of the Census, Washington 25, D. C.

Table 1.—CENSUS OF BUSINESS PRELIMINARY RESULTS FOR 1948, BY TRADE GROUP

EDMUNDS COUNTY, S. DAK.

Trade group and kind of business	Number of establishments	1948 sales and receipts (Thousand dollars)	Active proprietors of unincorporated businesses Nov. 1948	Paid employees, workweek ended nearest Nov. 15, 1948	
				Total employees ¹	Full workweek employees
RETAIL TRADE, total.....	96	5,290	102	212	157
Food group.....	11	597	12	20	10
Eating and drinking places.....	21	417	22	32	24
Gasoline service stations.....	14	434	14	18	14
All other retail stores.....	50	3,842	54	142	109
WHOLESALE TRADE.....	33	7,015	23	50	x
SELECTED SERVICE TRADES,^{2/} total..	19	101	20	6	5
Personal services.....	13	53	13	4	3
All other service trades.....	6	48	7	2	2

x Not available.

^{1/} Includes employees paid for less than the full workweek.

^{2/} See General Description on last page for changes from the 1939 Census of Business in the coverage of Service Trades.

GENERAL DESCRIPTION OF PRELIMINARY RELEASES FOR THE
1948 CENSUS OF BUSINESS

This series of releases, of which one is planned for each county in the United States, presents preliminary results of the 1948 Census of Business. The information is based on reports submitted by business establishments for that Census. The figures shown are preliminary, and are subject to revision in the final Census publications, but the changes are expected to be relatively minor with respect to coverage. The final Census figures will be issued in a series of Business Census bulletins which will show additional detailed kind-of-business information for all places where there are a sufficient number of establishments.

The 1948 Census of Business was taken under the provision of the Act of June 19, 1948, which provides that the Business Census be taken for 1948 and for each fifth year thereafter. Previous Business Censuses were taken for the years 1929, 1933, 1935, and 1939.

Scope of the Census.—The 1948 Census of Business covered all establishments in the following trades, as defined by the Standard Industrial Classification Manual, May 1949 issue, of the Executive Office of the President: all retail trades; all wholesale trades; all service trades in the following four groups—personal services, business services, automobile repairs and services, and miscellaneous repair services; hotels; tourist courts and camps; and amusements, including motion picture theaters. Some important services not covered are radio broadcasting and television, medical and health, legal, educational, nonprofit, accounting, and domestic services.

This coverage is similar to that of the 1939 Business Census. However, "custom trades" and "services incidental to transportation," which are no longer included in the standard classification of the service trades, are not covered by the 1948 Census. In a number of localities, these exclusions as well as other changes in the standard classification may have a considerable effect in comparing

1948 with 1939 data, particularly with respect to establishment count.

Establishment definition.—For Census purposes, a business establishment is defined to include only enterprises conducted from a recognizable place of business, provided that the annual sales were in excess of \$5,000 for a wholesale trade establishment and \$500 for establishments in other trades. A detailed analysis of coverage will be provided in future Census of Business publications.

"Number of establishments" is the number of separate business locations, rather than the number of business companies or organizations, since the Census figures represent information reported separately for each business location or establishment. The establishment count reflects the number of places in business at the end of 1948 excluding administrative and executive offices of multiunit organizations, and "chain store" warehouses.

Sales and receipts.—"1948 sales and receipts" represents sales of merchandise and receipts from repairs and other services to customers. The figures reflect deductions for returned goods and allowances, but not for trade-in allowances; they exclude sales and excise taxes collected from customers and paid directly to any taxing agency.

Proprietors.—"Active proprietors..." represents owners and partners of unincorporated businesses who devoted the major portion of their time to the business in November 1948.

Employment.—"Number of paid employees..." represents all employees on the pay roll for the pay period ending nearest November 15, 1948. "Full workweek" employees, whether regular or seasonal, are those who in the November 15 pay period were paid for working at least the number of hours typically worked in a week by employees of the reporting establishment.

1948 CENSUS OF BUSINESS

RETAIL, WHOLESALE, SERVICE TRADES

U. S. DEPARTMENT OF COMMERCE
BUREAU OF THE CENSUS

PRELIMINARY

For Release March 20, 1950

Release Series BC-1P-40-024

FALL RIVER COUNTY, S. DAK.

Retail, wholesale, and service establishments located in Fall River County, South Dakota, showed a substantial expansion in dollar volume of trade from 1939 to 1948 according to preliminary figures from the 1948 Census of Business released today by the Bureau of the Census, U. S. Department of Commerce.

Retail sales in the county during 1948 aggregated \$7.8 million, an increase of 290 percent over the \$2.0 million in 1939, when the preceding Census of Business was taken. Wholesale sales in the county reached a total of \$1.8 million in 1948 as compared with \$0.5 million in 1939. The service trades included in the Census of Business recorded receipts totaling \$234,000 in 1948 compared with \$78,000 in 1939.

Employment in the county also rose over the 9-year period between 1939 and 1948 for the above trades. Establishments in these trades reported a combined total of 468 paid employees for the workweek ended nearest November 15, 1948. This compared with a total of 258 employees reported for the week of November 15, 1939.

These preliminary figures have been derived from a Census report on Fall River County, South Dakota, which also includes data for the city of Hot Springs. Final figures, superseding the preliminary data for Fall River County, will be included in a Bulletin for the State of South Dakota to be issued in several months. Similar data will be made available this year in preliminary and final form for each of the counties and States. A single copy of the preliminary release for Fall River County as well as an order blank for other area releases may be obtained by writing to the Bureau of the Census, Washington 25, D. C.

Table 1.--CENSUS OF BUSINESS PRELIMINARY RESULTS FOR 1948, BY TRADE GROUP
FALL RIVER COUNTY, S. DAK.

Trade group and kind of business	Number of establishments	1948 sales and receipts (Thousand dollars)	Active proprietors of unincorporated businesses Nov. 1948	Paid employees, workweek ended nearest Nov. 15, 1948	
				Total employees ¹	Full workweek employees
RETAIL TRADE, total	153	7,755	152	413	328
Food group.....	24	1,815	27	73	62
Eating and drinking places.....	34	749	38	108	83
General merchandise group, general stores	Included with "All other retail stores"				
Apparel group.....	8	420	9	22	19
Furniture-home furnishings-appliance grp	7	369	8	15	11
Automotive group.....	11	1,241	7	48	47
Gasoline service stations.....	24	691	24	23	14
Lumber-building-hardware group.....	15	892	12	40	32
Drug and proprietary stores.....	6	445	6	29	19
All other retail stores.....	24	1,133	21	55	41
WHOLESALE TRADE	18	1,797	18	30	x
SELECTED SERVICE TRADES,^{2/} total	30	234	27	25	21
Personal services.....	22	197	19	23	20
All other service trades.....	8	37	8	2	1
HOTELS	Data withheld to avoid disclosure.				
TOURIST COURTS AND CAMPS	13	83	12	1	1

x Not available.

^{1/} Includes employees paid for less than the full workweek.

^{2/} See General Description on last page for changes from the 1939 Census of Business in the coverage of Service Trades.

Table 2.—CENSUS OF BUSINESS PRELIMINARY RESULTS FOR 1948 FOR CITIES OF 2,500 INHABITANTS OR MORE

FALL RIVER COUNTY, S. DAK.

(Data omitted for trade groups where necessary to avoid disclosure)

City and trade group ¹	Number of establishments	1948 sales and receipts (Thousand dollars)	Active proprietors of unincorporated businesses Nov. 1948	Paid employees, workweek ended nearest Nov. 15, 1948	
				Total employees ²	Full workweek employees
Hot Springs:					
Retail trade.....	83	5,627	81	297	229
Selected service trades...	19	177	17	21	17
Hotels.....	5	53	1	19	19
Remainder of county:^{3/}					
Retail trade.....	70	2,128	71	116	99
Selected service trades...	11	57	10	4	4

- ^{1/} See General Description on this page for changes from the 1939 Census of Business in the coverage of Service Trades.
- ^{2/} Includes employees paid for less than the full workweek.
- ^{3/} Includes figures for establishments not located in cities of 2,500 inhabitants or more.

GENERAL DESCRIPTION OF PRELIMINARY RELEASES FOR THE 1948 CENSUS OF BUSINESS

This series of releases, of which one is planned for each county in the United States, presents preliminary results of the 1948 Census of Business. The information is based on reports submitted by business establishments for that Census. The figures shown are preliminary, and are subject to revision in the final Census publications, but the changes are expected to be relatively minor with respect to coverage. The final Census figures will be issued in a series of Business Census bulletins which will show additional detailed kind-of-business information for all places where there are a sufficient number of establishments.

The 1948 Census of Business was taken under the provision of the Act of June 19, 1948, which provides that the Business Census be taken for 1948 and for each fifth year thereafter. Previous Business Censuses were taken for the years 1929, 1933, 1935, and 1939.

Scope of the Census.—The 1948 Census of Business covered all establishments in the following trades, as defined by the Standard Industrial Classification Manual, May 1949 issue, of the Executive Office of the President: all retail trades; all wholesale trades; all service trades in the following four groups—personal services, business services, automobile repairs and services, and miscellaneous repair services; hotels; tourist courts and camps; and amusements, including motion picture theaters. Some important services not covered are radio broadcasting and television, medical and health, legal, educational, nonprofit, accounting, and domestic services.

This coverage is similar to that of the 1939 Business Census. However, "custom trades" and "services incidental to transportation," which are no longer included in the standard classification of the service trades, are not covered by the 1948 Census. In a number of localities, these exclusions as well as other changes in the standard classification may have

a considerable effect in comparing 1948 with 1939 data, particularly with respect to establishment count.


Establishment definition.—For Census purposes, a business establishment is defined to include only enterprises conducted from a recognizable place of business, provided that the annual sales were in excess of \$5,000 for a wholesale trade establishment and \$500 for establishments in other trades. A detailed analysis of coverage will be provided in future Census of Business publications.

"Number of establishments" is the number of separate business locations, rather than the number of business companies or organizations, since the Census figures represent information reported separately for each business location or establishment. The establishment count reflects the number of places in business at the end of 1948 excluding administrative and executive offices of multiunit organizations, and "chain store" warehouses.

Sales and receipts.—"1948 sales and receipts" represents sales of merchandise and receipts from repairs and other services to customers. The figures reflect deductions for returned goods and allowances, but not for trade-in allowances; they exclude sales and excise taxes collected from customers and paid directly to any taxing agency.

Proprietors.—"Active proprietors..." represents owners and partners of unincorporated businesses who devoted the major portion of their time to the business in November 1948.

Employment.—"Number of paid employees..." represents all employees on the pay roll for the pay period ending nearest November 15, 1948. "Full workweek" employees, whether regular or seasonal, are those who in the November 15 pay period were paid for working at least the number of hours typically worked in a week by employees of the reporting establishment.



1948 CENSUS OF BUSINESS

RETAIL, WHOLESALE, SERVICE TRADES

U. S. DEPARTMENT OF COMMERCE
BUREAU OF THE CENSUS

PRELIMINARY

For Release March 23, 1950

Release Series BC-1P-40-025

FAULK COUNTY, S. DAK.

Retail, wholesale, and service establishments located in Faulk County, South Dakota, showed a substantial expansion in dollar volume of trade from 1939 to 1948 according to preliminary figures from the 1948 Census of Business released today by the Bureau of the Census, U. S. Department of Commerce.

Retail sales in the county during 1948 aggregated \$3.9 million, an increase of 333 percent over the \$0.9 million in 1939, when the preceding Census of Business was taken. Wholesale sales in the county reached a total of \$6.7 million in 1948 as compared with \$0.9 million in 1939. The service trades included in the Census of Business recorded receipts totaling \$99,000 in 1948 compared with \$23,000 in 1939.

Employment in the county also rose over the 9-year period between 1939 and 1948 for the above trades. Establishments in these trades reported a combined total of 189 paid employees for the workweek ended nearest November 15, 1948. This compared with a total of 114 employees reported for the week of November 15, 1939.

These preliminary figures have been derived from a Census report on Faulk County, South Dakota. Final figures, superseding the preliminary data for Faulk County, will be included in a Bulletin for the State of South Dakota to be issued in several months. Similar data will be made available this year in preliminary and final form for each of the counties and States. A single copy of the preliminary release for Faulk County as well as an order blank for other area releases may be obtained by writing to the Bureau of the Census, Washington 25, D.C.

Table 1.—CENSUS OF BUSINESS PRELIMINARY RESULTS FOR 1948, BY TRADE GROUP

FAULK COUNTY, S. DAK.

Trade group and kind of business	Number of establishments	1948 sales and receipts (Thousand dollars)	Active proprietors of unincorporated businesses Nov. 1948	Paid employees, workweek ended nearest Nov. 15, 1948	
				Total employees ¹	Full workweek employees
RETAIL TRADE, total.....	95	3,949	97	132	87
Food group.....	16	644	18	18	11
Eating and drinking places.....	21	272	21	30	15
Gasoline service stations.....	10	276	8	6	5
All other retail stores.....	48	2,757	50	78	56
WHOLESALE TRADE.....	34	6,730	20	52	x
SELECTED SERVICE TRADES²/.....	17	99	19	5	4
AMUSEMENTS.....	6	59	5	12	x

x Not available.

¹/ Includes employees paid for less than the full workweek.

²/ See General Description on last page for changes from the 1939 Census of Business in the coverage of Service Trades.

GENERAL DESCRIPTION OF PRELIMINARY RELEASES FOR THE 1948 CENSUS OF BUSINESS

This series of releases, of which one is planned for each county in the United States, presents preliminary results of the 1948 Census of Business. The information is based on reports submitted by business establishments for that Census. The figures shown are preliminary, and are subject to revision in the final Census publications, but the changes are expected to be relatively minor with respect to coverage. The final Census figures will be issued in a series of Business Census bulletins which will show additional detailed kind-of-business information for all places where there are a sufficient number of establishments.

The 1948 Census of Business was taken under the provision of the Act of June 19, 1948, which provides that the Business Census be taken for 1948 and for each fifth year thereafter. Previous Business Censuses were taken for the years 1929, 1933, 1935, and 1939.

Scope of the Census.—The 1948 Census of Business covered all establishments in the following trades, as defined by the Standard Industrial Classification Manual, May 1949 issue, of the Executive Office of the President: all retail trades; all wholesale trades; all service trades in the following four groups—personal services, business services, automobile repairs and services, and miscellaneous repair services; hotels; tourist courts and camps; and amusements, including motion picture theaters. Some important services not covered are radio broadcasting and television, medical and health, legal, educational, nonprofit, accounting, and domestic services.

This coverage is similar to that of the 1939 Business Census. However, "custom trades" and "services incidental to transportation," which are no longer included in the standard classification of the service trades, are not covered by the 1948 Census. In a number of localities, these exclusions as well as other changes in the standard classification may have a considerable effect in comparing

1948 with 1939 data, particularly with respect to establishment count.

Establishment definition.—For Census purposes, a business establishment is defined to include only enterprises conducted from a recognizable place of business, provided that the annual sales were in excess of \$5,000 for a wholesale trade establishment and \$500 for establishments in other trades. A detailed analysis of coverage will be provided in future Census of Business publications.

"Number of establishments" is the number of separate business locations, rather than the number of business companies or organizations, since the Census figures represent information reported separately for each business location or establishment. The establishment count reflects the number of places in business at the end of 1948 excluding administrative and executive offices of multiunit organizations, and "chain store" warehouses.

Sales and receipts.—"1948 sales and receipts" represents sales of merchandise and receipts from repairs and other services to customers. The figures reflect deductions for returned goods and allowances, but not for trade-in allowances; they exclude sales and excise taxes collected from customers and paid directly to any taxing agency.

Proprietors.—"Active proprietors..." represents owners and partners of unincorporated businesses who devoted the major portion of their time to the business in November 1948.

Employment.—"Number of paid employees..." represents all employees on the pay roll for the pay period ending nearest November 15, 1948. "Full workweek" employees, whether regular or seasonal, are those who in the November 15 pay period were paid for working at least the number of hours typically worked in a week by employees of the reporting establishment.

1948 CENSUS OF BUSINESS

RETAIL, WHOLESALE, SERVICE TRADES

U. S. DEPARTMENT OF COMMERCE
BUREAU OF THE CENSUS

PRELIMINARY

For Release March 23, 1950

Release Series BC-1P-40-026

GRANT COUNTY, S. DAK.

Retail, wholesale, and service establishments located in Grant County, South Dakota, showed a substantial expansion in dollar volume of trade from 1939 to 1948 according to preliminary figures from the 1948 Census of Business released today by the Bureau of the Census, U. S. Department of Commerce.

Retail sales in the county during 1948 aggregated \$7.2 million, an increase of 243 percent over the \$2.1 million in 1939, when the preceding Census of Business was taken. Wholesale sales in the county reached a total of \$5.4 million in 1948 as compared with \$1.8 million in 1939. The service trades included in the Census of Business recorded receipts totaling \$157,000 in 1948 compared with \$79,000 in 1939.

Employment in the county also rose over the 9-year period between 1939 and 1948 for the above trades. Establishments in these trades reported a combined total of 383 paid employees for the workweek ended nearest November 15, 1948. This compared with a total of 297 employees reported for the week of November 15, 1939.

These preliminary figures have been derived from a Census report on Grant County, South Dakota, which also includes data for the city of Milbank. Final figures, superseding the preliminary data for Grant County, will be included in a Bulletin for the State of South Dakota to be issued in several months. Similar data will be made available this year in preliminary and final form for each of the counties and States. A single copy of the preliminary release for Grant County as well as an order blank for other area releases may be obtained by writing to the Bureau of the Census, Washington 25, D. C.

Table 1.—CENSUS OF BUSINESS PRELIMINARY RESULTS FOR 1948, BY TRADE GROUP

GRANT COUNTY, S. DAK.

Trade group and kind of business	Number of establishments	1948 sales and receipts (Thousand dollars)	Active proprietors of unincorporated businesses Nov. 1948	Paid employees, workweek ended nearest Nov. 15, 1948	
				Total employees ¹	Full workweek employees
RETAIL TRADE, total.....	143	7,151	140	302	237
Food group.....	33	1,523	33	62	43
Eating and drinking places.....	19	393	24	51	41
Gasoline service stations.....	15	396	13	15	11
All other retail stores.....	76	4,839	70	174	142
WHOLESALE TRADE.....	30	5,425	17	68	x
SELECTED SERVICE TRADES,^{2/} total..	34	157	38	13	10
Personal services.....	15	59	15	7	5
All other service trades.....	19	98	23	6	5

x Not available.

1/ Includes employees paid for less than the full workweek.

2/ See General Description on last page for changes from the 1939 Census of Business in the coverage of Service Trades.

Table 2.—CENSUS OF BUSINESS PRELIMINARY RESULTS FOR 1948 FOR CITIES OF 2,500 INHABITANTS OR MORE

GRANT COUNTY, S. DAK.

(Data omitted for trade groups where necessary to avoid disclosure)

City and trade group ¹	Number of establishments	1948 sales and receipts (Thousand dollars)	Active proprietors of unincorporated businesses Nov. 1948	Paid employees, workweek ended nearest Nov. 15, 1948	
				Total employees ²	Full workweek employees
Sioux Falls:					
Retail trade.....	74	5,415	67	258	204
Selected Service trades...	16	77	19	10	7
Remainder of county:^{3/}					
Retail trade.....	69	1,736	73	44	33
Selected service trades...	18	80	19	3	3

^{1/} See General Description on this page for changes from the 1939 Census of Business in the coverage of Service Trades.

^{2/} Includes employees paid for less than the full workweek.

^{3/} Includes figures for establishments not located in cities of 2,500 inhabitants or more.

GENERAL DESCRIPTION OF PRELIMINARY RELEASES FOR THE 1948 CENSUS OF BUSINESS

This series of releases, of which one is planned for each county in the United States, presents preliminary results of the 1948 Census of Business. The information is based on reports submitted by business establishments for that Census. The figures shown are preliminary, and are subject to revision in the final Census publications, but the changes are expected to be relatively minor with respect to coverage. The final Census figures will be issued in a series of Business Census bulletins which will show additional detailed kind-of-business information for all places where there are a sufficient number of establishments.

The 1948 Census of Business was taken under the provision of the Act of June 19, 1948, which provides that the Business Census be taken for 1948 and for each fifth year thereafter. Previous Business Censuses were taken for the years 1929, 1933, 1935, and 1939.

Scope of the Census.—The 1948 Census of Business covered all establishments in the following trades, as defined by the Standard Industrial Classification Manual, May 1949 issue, of the Executive Office of the President: all retail trades; all wholesale trades; all service trades in the following four groups—personal services, business services, automobile repairs and services, and miscellaneous repair services; hotels; tourist courts and camps; and amusements, including motion picture theaters. Some important services not covered are radio broadcasting and television, medical and health, legal, educational, nonprofit, accounting, and domestic services.

This coverage is similar to that of the 1939 Business Census. However, "custom trades" and "services incidental to transportation," which are no longer included in the standard classification of the service trades, are not covered by the 1948 Census. In a number of localities, these exclusions as well as

other changes in the standard classification may have a considerable effect in comparing 1948 with 1939 data, particularly with respect to establishment count.

Establishment definition.—For Census purposes, a business establishment is defined to include only enterprises conducted from a recognizable place of business, provided that the annual sales were in excess of \$5,000 for a wholesale trade establishment and \$500 for establishments in other trades. A detailed analysis of coverage will be provided in future Censuses of Business publications.

"Number of establishments" is the number of separate business locations, rather than the number of business companies or organizations, since the Census figures represent information reported separately for each business location or establishment. The establishment count reflects the number of places in business at the end of 1948 excluding administrative and executive offices of multiunit organizations, and "chain store" warehouses.

Sales and receipts.—"1948 sales and receipts" represents sales of merchandise and receipts from repairs and other services to customers. The figures reflect deductions for returned goods and allowances, but not for trade-in allowances; they exclude sales and excise taxes collected from customers and paid directly to any taxing agency.

Proprietors.—"Active proprietors..." represents owners and partners of unincorporated businesses who devoted the major portion of their time to the business in November 1948.

Employment.—"Number of paid employees..." represents all employees on the pay roll for the pay period ending nearest November 15, 1948. "Full workweek" employees, whether regular or seasonal, are those who in the November 15 pay period were paid for working at least the number of hours typically worked in a week by employees of the reporting establishment.

1948 CENSUS OF BUSINESS

U. S. DEPARTMENT OF COMMERCE
BUREAU OF THE CENSUS

RETAIL, WHOLESALE, SERVICE TRADES

PRELIMINARY

For Release March 20, 1950

Release Series BC-1P-40-027

GREGORY COUNTY, S. DAK.

Retail, wholesale, and service establishments located in Gregory County, South Dakota, showed a substantial expansion in dollar volume of trade from 1939 to 1948 according to preliminary figures from the 1948 Census of Business released today by the Bureau of the Census, U. S. Department of Commerce.

Retail sales in the county during 1948 aggregated \$6.0 million, an increase of 275 percent over the \$1.6 million in 1939, when the preceding Census of Business was taken. Wholesale sales in the county reached a total of \$6.9 million in 1948 as compared with \$0.9 million in 1939. The service trades included in the Census of Business recorded receipts totaling \$183,000 in 1948 compared with \$51,000 in 1939.

Employment in the county also rose over the 9-year period between 1939 and 1948 for the above trades. Establishments in these trades reported a combined total of 321 paid employees for the workweek ended nearest November 15, 1948. This compared with a total of 173 employees reported for the week of November 15, 1939.

These preliminary figures have been derived from a Census report on Gregory County, South Dakota. Final figures, superseding the preliminary data for Gregory County, will be included in a Bulletin for the State of South Dakota to be issued in several months. Similar data will be made available this year in preliminary and final form for each of the counties and States. A single copy of the preliminary release for Gregory County as well as an order blank for other area releases may be obtained by writing to the Bureau of the Census, Washington 25, D. C.

Table 1.—CENSUS OF BUSINESS PRELIMINARY RESULTS FOR 1948, BY TRADE GROUP

GREGORY COUNTY, S. DAK.

Trade group and kind of business	Number of establishments	1948 sales and receipts (Thousand dollars)	Active proprietors of unincorporated businesses Nov. 1948	Paid employees, workweek ended nearest Nov. 15, 1948	
				Total employees ¹	Full workweek employees
RETAIL TRADE, total.....	136	5,965	132	255	178
Food group.....	28	1,148	27	58	38
Eating and drinking places.....	23	532	23	61	36
Gasoline service stations.....	20	494	19	17	12
All other retail stores.....	65	3,791	63	119	92
WHOLESALE TRADE.....	31	6,867	18	50	x
SELECTED SERVICE TRADES,^{2/} total..	40	183	38	16	14
Personal services.....	20	110	18	12	11
All other service trades.....	20	73	20	4	3
AMUSEMENTS.....	5	38	2	8	x

x Not available.

^{1/} Includes employees paid for less than the full workweek.

^{2/} See General Description on last page for changes from the 1939 Census of Business in the coverage of Service Trades.

GENERAL DESCRIPTION OF PRELIMINARY RELEASES FOR THE
1948 CENSUS OF BUSINESS

This series of releases, of which one is planned for each county in the United States, presents preliminary results of the 1948 Census of Business. The information is based on reports submitted by business establishments for that Census. The figures shown are preliminary, and are subject to revision in the final Census publications, but the changes are expected to be relatively minor with respect to coverage. The final Census figures will be issued in a series of Business Census bulletins which will show additional detailed kind-of-business information for all places where there are a sufficient number of establishments.

The 1948 Census of Business was taken under the provision of the Act of June 19, 1948, which provides that the Business Census be taken for 1948 and for each fifth year thereafter. Previous Business Censuses were taken for the years 1920, 1933, 1935, and 1939.

Scope of the Census.--The 1948 Census of Business covered all establishments in the following trades, as defined by the Standard Industrial Classification Manual, May 1949 issue, of the Executive Office of the President: all retail trades; all wholesale trades; all service trades in the following four groups--personal services, business services, automobile repairs and services, and miscellaneous repair services; hotels; tourist courts and camps; and amusements, including motion picture theaters. Some important services not covered are radio broadcasting and television, medical and health, legal, educational, nonprofit, accounting, and domestic services.

This coverage is similar to that of the 1939 Business Census. However, "custom trades" and "services incidental to transportation," which are no longer included in the standard classification of the service trades, are not covered by the 1948 Census. In a number of localities, these exclusions as well as other changes in the standard classification may have a considerable effect in comparing

1948 with 1939 data, particularly with respect to establishment count.

Establishment definition.--For Census purposes, a business establishment is defined to include only enterprises conducted from a recognizable place of business, provided that the annual sales were in excess of \$5,000 for a wholesale trade establishment and \$500 for establishments in other trades. A detailed analysis of coverage will be provided in future Census of Business publications.

"Number of establishments" is the number of separate business locations, rather than the number of business companies or organizations, since the Census figures represent information reported separately for each business location or establishment. The establishment count reflects the number of places in business at the end of 1948 excluding administrative and executive offices of multiunit organizations, and "chain store" warehouses.

Sales and receipts.--"1948 sales and receipts" represents sales of merchandise and receipts from repairs and other services to customers. The figures reflect deductions for returned goods and allowances, but not for trade-in allowances; they exclude sales and excise taxes collected from customers and paid directly to any taxing agency.

Proprietors.--"Active proprietors..." represents owners and partners of unincorporated businesses who devoted the major portion of their time to the business in November 1948.

Employment.--"Number of paid employees..." represents all employees on the pay roll for the pay period ending nearest November 15, 1948. "Full workweek" employees, whether regular or seasonal, are those who in the November 15 pay period were paid for working at least the number of hours typically worked in a week by employees of the reporting establishment.

1948 CENSUS OF BUSINESS

RETAIL, WHOLESALE, SERVICE TRADES

U. S. DEPARTMENT OF COMMERCE
BUREAU OF THE CENSUS

PRELIMINARY

For Release March 22, 1950

Release Series BC-1P-40-028

HAAKON COUNTY, S. DAK.

Retail, wholesale, and service establishments located in Haakon County, South Dakota, showed a substantial expansion in dollar volume of trade from 1939 to 1948 according to preliminary figures from the 1948 Census of Business released today by the Bureau of the Census, U. S. Department of Commerce.

Retail sales in the county during 1948 aggregated \$3.7 million, an increase of 311 percent over the \$0.9 million in 1939, when the preceding Census of Business was taken. Wholesale sales in the county reached a total of \$1.5 million in 1948 as compared with \$0.4 million in 1939. The service trades included in the Census of Business recorded receipts totaling \$69,000 in 1948 compared with \$19,000 in 1939.

Employment in the county also rose over the 9-year period between 1939 and 1948 for the above trades. Establishments in these trades reported a combined total of 158 paid employees for the workweek ended nearest November 15, 1948. This compared with a total of 116 employees reported for the week of November 15, 1939.

These preliminary figures have been derived from a Census report on Haakon County, South Dakota. Final figures, superseding the preliminary data for Haakon County, will be included in a Bulletin for the State of South Dakota to be issued in several months. Similar data will be made available this year in preliminary and final form for each of the counties and States. A single copy of the preliminary release for Haakon County as well as an order blank for other area releases may be obtained by writing to the Bureau of the Census, Washington 25, D. C.

Table 1.—CENSUS OF BUSINESS PRELIMINARY RESULTS FOR 1948, BY TRADE GROUP

HAAKON COUNTY, S. DAK.

Trade group and kind of business	Number of establishments	1948 sales and receipts (Thousand dollars)	Active proprietors of unincorporated businesses Nov. 1948	Paid employees, workweek ended nearest Nov. 15, 1948	
				Total employees ¹	Full workweek employees
RETAIL TRADE, total	57	3,748	51	135	114
Food group	12	675	10	21	17
Eating and drinking places	13	318	12	29	26
Gasoline service stations	7	249	7	6	5
All other retail stores	25	2,506	22	79	66
WHOLESALE TRADE	11	1,499	5	16	x
SELECTED SERVICE TRADES ^{2/}	13	69	11	7	6

x Not available.

^{1/} Includes employees paid for less than the full workweek.

^{2/} See General Description on last page for changes from the 1939 Census of Business in the coverage of Service Trades.

GENERAL DESCRIPTION OF PRELIMINARY RELEASES FOR THE 1948 CENSUS OF BUSINESS

This series of releases, of which one is planned for each county in the United States, presents preliminary results of the 1948 Census of Business. The information is based on reports submitted by business establishments for that Census. The figures shown are preliminary, and are subject to revision in the final Census publications, but the changes are expected to be relatively minor with respect to coverage. The final Census figures will be issued in a series of Business Census bulletins which will show additional detailed kind-of-business information for all places where there are a sufficient number of establishments.

The 1948 Census of Business was taken under the provision of the Act of June 19, 1948, which provides that the Business Census be taken for 1948 and for each fifth year thereafter. Previous Business Censuses were taken for the years 1929, 1933, 1935, and 1939.

Scope of the Census.—The 1948 Census of Business covered all establishments in the following trades, as defined by the Standard Industrial Classification Manual, May 1949 issue, of the Executive Office of the President: all retail trades; all wholesale trades; all service trades in the following four groups—personal services, business services, automobile repairs and services, and miscellaneous repair services; hotels; tourist courts and camps; and amusements, including motion picture theaters. Some important services not covered are radio broadcasting and television, medical and health, legal, educational, nonprofit, accounting, and domestic services.

This coverage is similar to that of the 1939 Business Census. However, "custom trades" and "services incidental to transportation," which are no longer included in the standard classification of the service trades, are not covered by the 1948 Census. In a number of localities, these exclusions as well as other changes in the standard classification may have a considerable effect in comparing

1948 with 1939 data, particularly with respect to establishment count.

Establishment definition.—For Census purposes, a business establishment is defined to include only enterprises conducted from a recognizable place of business, provided that the annual sales were in excess of \$5,000 for a wholesale trade establishment and \$500 for establishments in other trades. A detailed analysis of coverage will be provided in future Census of Business publications.

"Number of establishments" is the number of separate business locations, rather than the number of business companies or organizations, since the Census figures represent information reported separately for each business location or establishment. The establishment count reflects the number of places in business at the end of 1948 excluding administrative and executive offices of multiunit organizations, and "chain store" warehouses.

Sales and receipts.—"1948 sales and receipts" represents sales of merchandise and receipts from repairs and other services to customers. The figures reflect deductions for returned goods and allowances, but not for trade-in allowances; they exclude sales and excise taxes collected from customers and paid directly to any taxing agency.

Proprietors.—"Active proprietors..." represents owners and partners of unincorporated businesses who devoted the major portion of their time to the business in November 1948.

Employment.—"Number of paid employees..." represents all employees on the pay roll for the pay period ending nearest November 15, 1948. "Full workweek" employees, whether regular or seasonal, are those who in the November 15 pay period were paid for working at least the number of hours typically worked in a week by employees of the reporting establishment.

1948 CENSUS OF BUSINESS

RETAIL, WHOLESALE, SERVICE TRADES

U. S. DEPARTMENT OF COMMERCE
BUREAU OF THE CENSUS

PRELIMINARY

For Release March 20, 1950

Release Series BC-1P-40-029

HAMLIN COUNTY, S. DAK.

Retail, wholesale, and service establishments located in Hamlin County, South Dakota, showed a substantial expansion in dollar volume of trade from 1939 to 1948 according to preliminary figures from the 1948 Census of Business released today by the Bureau of the Census, U. S. Department of Commerce.

Retail sales in the county during 1948 aggregated \$5.2 million, an increase of 300 percent over the \$1.3 million in 1939, when the preceding Census of Business was taken. Wholesale sales in the county reached a total of \$8.0 million in 1948 as compared with \$1.2 million in 1939. The service trades included in the Census of Business recorded receipts totaling \$155,000 in 1948 compared with \$47,000 in 1939.

Employment in the county also rose over the 9-year period between 1939 and 1948 for the above trades. Establishments in these trades reported a combined total of 250 paid employees for the workweek ended nearest November 15, 1948. This compared with a total of 149 employees reported for the week of November 15, 1939.

These preliminary figures have been derived from a Census report on Hamlin County, South Dakota. Final figures, superseding the preliminary data for Hamlin County will be included in a Bulletin for the State of South Dakota to be issued in several months. Similar data will be made available this year in preliminary and final form for each of the counties and States. A single copy of the preliminary release for Hamlin County as well as an order blank for other area releases may be obtained by writing to the Bureau of the Census, Washington 25, D. C.

Table 1.—CENSUS OF BUSINESS PRELIMINARY RESULTS FOR 1948, BY TRADE GROUP
HAMLIN COUNTY, S. DAK.

Trade group and kind of business	Number of establishments	1948 sales and receipts (Thousand dollars)	Active proprietors of unincorporated businesses Nov. 1948	Paid employees, workweek ended nearest Nov. 15, 1948	
				Total employees ¹	Full workweek employees
RETAIL TRADE, total.....	123	5,207	121	197	144
Food group.....	22	723	24	21	14
Eating and drinking places.....	24	467	24	43	25
Gasoline service stations.....	21	681	22	23	14
All other retail stores.....	56	3,336	51	110	91
WHOLESALE TRADE.....	25	8,033	13	48	x
SELECTED SERVICE TRADES, ^{2/} total..	30	155	35	5	3
Personal services.....	16	51	17	2	2
All other service trades.....	14	104	18	3	1
AMUSEMENTS.....	9	132	8	13	x

x Not available.

^{1/} Includes employees paid for less than the full workweek.

^{2/} See General Description on last page for changes from the 1939 Census of Business in the coverage of Service Trades.

GENERAL DESCRIPTION OF PRELIMINARY RELEASES FOR THE 1948 CENSUS OF BUSINESS

This series of releases, of which one is planned for each county in the United States, presents preliminary results of the 1948 Census of Business. The information is based on reports submitted by business establishments for that Census. The figures shown are preliminary, and are subject to revision in the final Census publications, but the changes are expected to be relatively minor with respect to coverage. The final Census figures will be issued in a series of Business Census bulletins which will show additional detailed kind-of-business information for all places where there are a sufficient number of establishments.

The 1948 Census of Business was taken under the provision of the Act of June 19, 1948, which provides that the Business Census be taken for 1948 and for each fifth year thereafter. Previous Business Censuses were taken for the years 1929, 1933, 1935, and 1939.

Scope of the Census.—The 1948 Census of Business covered all establishments in the following trades, as defined by the Standard Industrial Classification Manual, May 1949 issue, of the Executive Office of the President: all retail trades; all wholesale trades; all service trades in the following four groups—personal services, business services, automobile repairs and services, and miscellaneous repair services; hotels; tourist courts and camps; and amusements, including motion picture theaters. Some important services not covered are radio broadcasting and television, medical and health, legal, educational, nonprofit, accounting, and domestic services.

This coverage is similar to that of the 1939 Business Census. However, "custom trades" and "services incidental to transportation," which are no longer included in the standard classification of the service trades, are not covered by the 1948 Census. In a number of localities, these exclusions as well as other changes in the standard classification may have a considerable effect in comparing

1948 with 1939 data, particularly with respect to establishment count.

Establishment definition.—For Census purposes, a business establishment is defined to include only enterprises conducted from a recognizable place of business, provided that the annual sales were in excess of \$5,000 for a wholesale trade establishment and \$500 for establishments in other trades. A detailed analysis of coverage will be provided in future Census of Business publications.

"Number of establishments" is the number of separate business locations, rather than the number of business companies or organizations, since the Census figures represent information reported separately for each business location or establishment. The establishment count reflects the number of places in business at the end of 1948 excluding administrative and executive offices of multiunit organizations, and "chain store" warehouses.

Sales and receipts.—"1948 sales and receipts" represents sales of merchandise and receipts from repairs and other services to customers. The figures reflect deductions for returned goods and allowances, but not for trade-in allowances; they exclude sales and excise taxes collected from customers and paid directly to any taxing agency.

Proprietors.—"Active proprietors..." represents owners and partners of unincorporated businesses who devoted the major portion of their time to the business in November 1948.

Employment.—"Number of paid employees..." represents all employees on the pay roll for the pay period ending nearest November 15, 1948. "Full workweek" employees, whether regular or seasonal, are those who in the November 15 pay period were paid for working at least the number of hours typically worked in a week by employees of the reporting establishment.

1948 CENSUS OF BUSINESS

RETAIL, WHOLESALE, SERVICE TRADES

U. S. DEPARTMENT OF COMMERCE
BUREAU OF THE CENSUS

PRELIMINARY

For Release March 22, 1950

Release Series BC-1P-40-030

HAND COUNTY, S. DAK.

Retail and service establishments located in Hand County, South Dakota, showed a substantial expansion in dollar volume of trade from 1939 to 1948 according to preliminary figures from the 1948 Census of Business released today by the Bureau of the Census, U. S. Department of Commerce.

Retail sales in the county during 1948 aggregated \$6.5 million, an increase of 364 percent over the \$1.4 million in 1939, when the preceding Census of Business was taken. The service trades included in the Census of Business recorded receipts totaling \$163,000 in 1948 compared with \$33,000 in 1939.

Employment in the county also rose over the 9-year period between 1939 and 1948 for the above trades. Establishments in these trades reported a combined total of 250 paid employees for the workweek ended nearest November 15, 1948. This compared with a total of 156 employees reported for the week of November 15, 1939.

These preliminary figures have been derived from a Census report on Hand County, South Dakota. Final figures, superseding the preliminary data for Hand County, will be included in a Bulletin for the State of South Dakota to be issued in several months. Similar data will be made available this year in preliminary and final form for each of the counties and States. A single copy of the preliminary release for Hand County as well as an order blank for other area releases may be obtained by writing to the Bureau of the Census, Washington 25, D. C.

Table 1.—CENSUS OF BUSINESS PRELIMINARY RESULTS FOR 1948, BY TRADE GROUP
HAND COUNTY, S. DAK.

Trade group and kind of business	Number of establishments	1948 sales and receipts (Thousand dollars)	Active proprietors of unincorporated businesses Nov. 1948	Paid employees, workweek ended nearest Nov. 15, 1948	
				Total employees ¹	Full workweek employees
RETAIL TRADE, total.....	74	6,481	73	236	186
Food group.....	15	979	14	36	21
Eating and drinking places.....	13	330	17	54	43
Gasoline service stations.....	7	484	5	14	13
All other retail stores.....	39	4,688	37	132	109
SELECTED SERVICE TRADES, ^{2/} total..	23	163	24	14	14
Personal services.....	10	49	11	9	9
All other service trades.....	13	114	13	5	5

^{1/} Includes employees paid for less than the full workweek.

^{2/} See General Description on last page for changes from the 1939 Census of Business in the coverage of Service Trades.

GENERAL DESCRIPTION OF PRELIMINARY RELEASES FOR THE 1948 CENSUS OF BUSINESS

This series of releases, of which one is planned for each county in the United States, presents preliminary results of the 1948 Census of Business. The information is based on reports submitted by business establishments for that Census. The figures shown are preliminary, and are subject to revision in the final Census publications, but the changes are expected to be relatively minor with respect to coverage. The final Census figures will be issued in a series of Business Census bulletins which will show additional detailed kind-of-business information for all places where there are a sufficient number of establishments.

The 1948 Census of Business was taken under the provision of the Act of June 19, 1948, which provides that the Business Census be taken for 1948 and for each fifth year thereafter. Previous Business Censuses were taken for the years 1929, 1933, 1935, and 1939.

Scope of the Census.—The 1948 Census of Business covered all establishments in the following trades, as defined by the Standard Industrial Classification Manual, May 1949 issue, of the Executive Office of the President: all retail trades; all wholesale trades; all service trades in the following four groups—personal services, business services, automobile repairs and services, and miscellaneous repair services; hotels; tourist courts and camps; and amusements, including motion picture theaters. Some important services not covered are radio broadcasting and television, medical and health, legal, educational, nonprofit, accounting, and domestic services.

This coverage is similar to that of the 1939 Business Census. However, "custom trades" and "services incidental to transportation," which are no longer included in the standard classification of the service trades, are not covered by the 1948 Census. In a number of localities, these exclusions as well as other changes in the standard classification may have a considerable effect in comparing

1948 with 1939 data, particularly with respect to establishment count.

Establishment definition.—For Census purposes, a business establishment is defined to include only enterprises conducted from a recognizable place of business, provided that the annual sales were in excess of \$5,000 for a wholesale trade establishment and \$500 for establishments in other trades. A detailed analysis of coverage will be provided in future Census of Business publications.

"Number of establishments" is the number of separate business locations, rather than the number of business companies or organizations, since the Census figures represent information reported separately for each business location or establishment. The establishment count reflects the number of places in business at the end of 1948 excluding administrative and executive offices of multiunit organizations, and "chain store" warehouses.

Sales and receipts.—"1948 sales and receipts" represents sales of merchandise and receipts from repairs and other services to customers. The figures reflect deductions for returned goods and allowances, but not for trade-in allowances; they exclude sales and excise taxes collected from customers and paid directly to any taxing agency.

Proprietors.—"Active proprietors..." represents owners and partners of unincorporated businesses who devoted the major portion of their time to the business in November 1948.

Employment.—"Number of paid employees..." represents all employees on the pay roll for the pay period ending nearest November 15, 1948. "Full workweek" employees, whether regular or seasonal, are those who in the November 15 pay period were paid for working at least the number of hours typically worked in a week by employees of the reporting establishment.

1948 CENSUS OF BUSINESS

RETAIL, WHOLESALE, SERVICE TRADES

U. S. DEPARTMENT OF COMMERCE
BUREAU OF THE CENSUS

PRELIMINARY

For Release March 20, 1950

Release Series BC-1P-40-031

HANSON COUNTY, S. DAK.

Retail and wholesale establishments located in Hanson County, South Dakota, showed a substantial expansion in dollar volume of trade from 1939 to 1948 according to preliminary figures from the 1948 Census of Business released today by the Bureau of the Census, U. S. Department of Commerce.

Retail sales in the county during 1948 aggregated \$1.8 million, an increase of 200 percent over the \$0.6 million in 1939, when the preceding Census of Business was taken. Wholesale sales in the county reached a total of \$2.9 million in 1948 as compared with \$0.5 million in 1939.

Employment in the county also rose over the 9-year period between 1939 and 1948 for the above trades. Establishments in these trades reported a combined total of 103 paid employees for the workweek ended nearest November 15, 1948. This compared with a total of 87 employees reported for the week of November 15, 1939.

These preliminary figures have been derived from a Census report on Hanson County, South Dakota. Final figures, superseding the preliminary data for Hanson County, will be included in a Bulletin for the State of South Dakota to be issued in several months. Similar data will be made available this year in preliminary and final form for each of the counties and States. A single copy of the preliminary release for Hanson County as well as an order blank for other area releases may be obtained by writing to the Bureau of the Census, Washington 25, D. C.

Table 1.—CENSUS OF BUSINESS PRELIMINARY RESULTS FOR 1948, BY TRADE GROUP
HANSON COUNTY, S. DAK.

Trade group and kind of business	Number of establishments	1948 sales and receipts (Thousand dollars)	Active proprietors of unincorporated businesses Nov. 1948	Paid employees, workweek ended nearest Nov. 15, 1948	
				Total employees ¹	Full workweek employees
RETAIL TRADE, total.....	55	1,817	49	79	50
Food group.....	12	472	12	21	10
Eating and drinking places.....	11	157	12	8	4
Gasoline service stations.....	7	106	8	3	-
All other retail stores.....	25	1,082	17	47	36
WHOLESALE TRADE.....	16	2,860	7	24	x

x Not available.

1/ Includes employees paid for less than the full workweek.

GENERAL DESCRIPTION OF PRELIMINARY RELEASES FOR THE 1948 CENSUS OF BUSINESS

This series of releases, of which one is planned for each county in the United States, presents preliminary results of the 1948 Census of Business. The information is based on reports submitted by business establishments for that Census. The figures shown are preliminary, and are subject to revision in the final Census publications, but the changes are expected to be relatively minor with respect to coverage. The final Census figures will be issued in a series of Business Census bulletins which will show additional detailed kind-of-business information for all places where there are a sufficient number of establishments.

The 1948 Census of Business was taken under the provision of the Act of June 19, 1948, which provides that the Business Census be taken for 1948 and for each fifth year thereafter. Previous Business Censuses were taken for the years 1929, 1933, 1935, and 1939.

Scope of the Census.—The 1948 Census of Business covered all establishments in the following trades, as defined by the Standard Industrial Classification Manual, May 1949 issue, of the Executive Office of the President: all retail trades; all wholesale trades; all service trades in the following four groups—personal services, business services, automobile repairs and services, and miscellaneous repair services; hotels; tourist courts and camps; and amusements, including motion picture theaters. Some important services not covered are radio broadcasting and television, medical and health, legal, educational, nonprofit, accounting, and domestic services.

This coverage is similar to that of the 1939 Business Census. However, "custom trades" and "services incidental to transportation," which are no longer included in the standard classification of the service trades, are not covered by the 1948 Census. In a number of localities, these exclusions as well as other changes in the standard classification may have a considerable effect in comparing

1948 with 1939 data, particularly with respect to establishment count.

Establishment definition.—For Census purposes, a business establishment is defined to include only enterprises conducted from a recognizable place of business, provided that the annual sales were in excess of \$5,000 for a wholesale trade establishment and \$500 for establishments in other trades. A detailed analysis of coverage will be provided in future Census of Business publications.

"Number of establishments" is the number of separate business locations, rather than the number of business companies or organizations, since the Census figures represent information reported separately for each business location or establishment. The establishment count reflects the number of places in business at the end of 1948 excluding administrative and executive offices of multiunit organizations, and "chain store" warehouses.

Sales and receipts.—"1948 sales and receipts" represents sales of merchandise and receipts from repairs and other services to customers. The figures reflect deductions for returned goods and allowances, but not for trade-in allowances; they exclude sales and excise taxes collected from customers and paid directly to any taxing agency.

Proprietors.—"Active proprietors..." represents owners and partners of unincorporated businesses who devoted the major portion of their time to the business in November 1948.

Employment.—"Number of paid employees..." represents all employees on the pay roll for the pay period ending nearest November 15, 1948. "Full workweek" employees, whether regular or seasonal, are those who in the November 15 pay period were paid for working at least the number of hours typically worked in a week by employees of the reporting establishment.

1948 CENSUS OF BUSINESS

RETAIL, WHOLESALE, SERVICE TRADES

U. S. DEPARTMENT OF COMMERCE
BUREAU OF THE CENSUS

PRELIMINARY

For Release March 20, 1950

Release Series BC-1P-40-032

HARDING COUNTY, S. DAK.

Retail establishments located in Harding County, South Dakota, showed a substantial expansion in dollar volume of trade from 1939 to 1948 according to preliminary figures from the 1948 Census of Business released today by the Bureau of the Census, U. S. Department of Commerce.

Retail sales in the county during 1948 aggregated \$1.3 million, an increase of 225 percent over the \$0.4 million in 1939, when the preceding Census of Business was taken.

Employment in the county also rose over the 9-year period between 1939 and 1948 for the above trade. Retail establishments reported 42 paid employees for the workweek ended nearest November 15, 1948. This compared with a total of 24 employees reported for the week of November 15, 1939.

These preliminary figures have been derived from a Census report on Harding County, South Dakota. Final figures, superseding the preliminary data for Harding County, will be included in a Bulletin for the State of South Dakota to be issued in several months. Similar data will be made available this year in preliminary and final form for each of the counties and States. A single copy of the preliminary release for Harding County as well as an order blank for other area releases may be obtained by writing to the Bureau of the Census, Washington 25, D. C.

Table 1.—CENSUS OF BUSINESS PRELIMINARY RESULTS FOR 1948, BY TRADE GROUP
HARDING COUNTY, S. DAK.

Trade group and kind of business	Number of establishments	1948 sales and receipts (Thousand dollars)	Active proprietors of unincorporated businesses Nov. 1948	Paid employees, workweek ended nearest Nov. 15, 1948	
				Total employees ¹	Full workweek employees
RETAIL TRADE, total.....	32	1,285	39	42	39
Food group.....	11	353	13	10	8
Eating and drinking places.....	6	72	7	8	8
Gasoline service stations.....	5	51	5	=	=
All other retail stores.....	10	809	14	24	23

¹/ Includes employees paid for less than the full workweek.

GENERAL DESCRIPTION OF PRELIMINARY RELEASES FOR THE 1948 CENSUS OF BUSINESS

This series of releases, of which one is planned for each county in the United States, presents preliminary results of the 1948 Census of Business. The information is based on reports submitted by business establishments for that Census. The figures shown are preliminary, and are subject to revision in the final Census publications, but the changes are expected to be relatively minor with respect to coverage. The final Census figures will be issued in a series of Business Census bulletins which will show additional detailed kind-of-business information for all places where there are a sufficient number of establishments.

The 1948 Census of Business was taken under the provision of the Act of June 19, 1948, which provides that the Business Census be taken for 1948 and for each fifth year thereafter. Previous Business Censuses were taken for the years 1929, 1933, 1935, and 1939.

Scope of the Census.—The 1948 Census of Business covered all establishments in the following trades, as defined by the Standard Industrial Classification Manual, May 1949 issue, of the Executive Office of the President: all retail trades; all wholesale trades; all service trades in the following four groups—personal services, business services, automobile repairs and services, and miscellaneous repair services; hotels; tourist courts and camps; and amusements, including motion picture theaters. Some important services not covered are radio broadcasting and television, medical and health, legal, educational, nonprofit, accounting, and domestic services.

This coverage is similar to that of the 1939 Business Census. However, "custom trades" and "services incidental to transportation," which are no longer included in the standard classification of the service trades, are not covered by the 1948 Census. In a number of localities, these exclusions as well as other changes in the standard classification may have a considerable effect in comparing

1948 with 1939 data, particularly with respect to establishment count.

Establishment definition.—For Census purposes, a business establishment is defined to include only enterprises conducted from a recognizable place of business, provided that the annual sales were in excess of \$5,000 for a wholesale trade establishment and \$500 for establishments in other trades. A detailed analysis of coverage will be provided in future Census of Business publications.

"Number of establishments" is the number of separate business locations, rather than the number of business companies or organizations, since the Census figures represent information reported separately for each business location or establishment. The establishment count reflects the number of places in business at the end of 1948 excluding administrative and executive offices of multiunit organizations, and "chain store" warehouses.

Sales and receipts.—"1948 sales and receipts" represents sales of merchandise and receipts from repairs and other services to customers. The figures reflect deductions for returned goods and allowances, but not for trade-in allowances; they exclude sales and excise taxes collected from customers and paid directly to any taxing agency.

Proprietors.—"Active proprietors..." represents owners and partners of unincorporated businesses who devoted the major portion of their time to the business in November 1948.

Employment.—"Number of paid employees..." represents all employees on the pay roll for the pay period ending nearest November 15, 1948. "Full workweek" employees, whether regular or seasonal, are those who in the November 15 pay period were paid for working at least the number of hours typically worked in a week by employees of the reporting establishment.

1948 CENSUS OF BUSINESS

RETAIL, WHOLESALE, SERVICE TRADES

U. S. DEPARTMENT OF COMMERCE
BUREAU OF THE CENSUS

PRELIMINARY

For Release May 15, 1950

Release Series BC-1P-40-033

HUGHES COUNTY, S. DAK.

Retail, wholesale, and service establishments located in Hughes County, South Dakota, showed a substantial expansion in dollar volume of trade from 1939 to 1948 according to preliminary figures from the 1948 Census of Business released today by the Bureau of the Census, U. S. Department of Commerce.

Retail sales in the county during 1948 aggregated \$10.3 million, an increase of 268 percent over the \$2.8 million in 1939, when the preceding Census of Business was taken. Wholesale sales in the county reached a total of \$6.3 million in 1948 as compared with \$1.4 million in 1939. The service trades included in the Census of Business recorded receipts totaling \$345,000 in 1948 compared with \$151,000 in 1939.

Employment in the county also rose over the 9-year period between 1939 and 1948 for the above trades. Establishments in these trades reported a combined total of 664 paid employees for the workweek ended nearest November 15, 1948. This compared with a total of 375 employees reported for the week of November 15, 1939.

These preliminary figures have been derived from a Census report on Hughes County, South Dakota, which also includes data for the city of Pierre. Final figures, superseding the preliminary data for Hughes County, will be included in a Bulletin for the State of South Dakota to be issued in several months. Similar data will be made available this year in preliminary and final form for each of the counties and States. A single copy of the preliminary release for Hughes County as well as an order blank for other area releases may be obtained by writing to the Bureau of the Census, Washington 25, D. C.

Table 1.—CENSUS OF BUSINESS PRELIMINARY RESULTS FOR 1948, BY TRADE GROUP

HUGHES COUNTY, S. DAK.

Trade group and kind of business	Number of establishments	1948 sales and receipts (Thousand dollars)	Active proprietors of unincorporated businesses Nov. 1948	Paid employees, workweek ended nearest Nov. 15, 1948	
				Total employees ¹	Full workweek employees
RETAIL TRADE, total.....	125	10,342	122	524	425
Food group.....	17	2,086	16	86	61
Eating and drinking places.....	26	738	32	112	78
Gasoline service stations.....	14	666	17	29	23
All other retail stores.....	68	6,852	57	297	263
WHOLESALE TRADE, total.....	27	6,293	19	85	x
Merchant wholesalers.....	7	1,518	5	38	x
Other types of wholesale.....	20	4,775	14	47	x
SELECTED SERVICE TRADES, ^{2/} total.....	34	345	32	55	48
Personal services.....	19	197	17	44	38
All other service trades.....	15	148	15	11	10
TOURIST COURTS AND CAMPS.....	6	39	6	3	2

x Not available.

^{1/} Includes employees paid for less than the full workweek.

^{2/} See General Description on last page for changes from the 1939 Census of Business in the coverage of Service Trades.

Table 2.—CENSUS OF BUSINESS PRELIMINARY RESULTS FOR 1948 FOR CITIES OF 2,500 INHABITANTS OR MORE
HUGHES COUNTY, S. DAK.

(Data omitted for trade groups where necessary to avoid disclosure)

City and trade group	Number of establishments	1948 sales and receipts (Thousand dollars)	Active proprietors of unincorporated businesses Nov. 1948	Paid employees, workweek ended nearest Nov. 15, 1948	
				Total employees ¹	Full workweek employees
Pierre:					
Retail trade.....	97	9,410	94	485	397
Tourist courts and camps...	6	39	6	3	2
Remainder of county:					
Retail trade.....	28	932	28	39	28

1/ Includes employees paid for less than the full workweek.

GENERAL DESCRIPTION OF PRELIMINARY RELEASES FOR THE 1948 CENSUS OF BUSINESS

This series of releases, of which one is planned for each county in the United States, presents preliminary results of the 1948 Census of Business. The information is based on reports submitted by business establishments for that Census. The figures shown are preliminary, and are subject to revision in the final Census publications, but the changes are expected to be relatively minor with respect to coverage. The final Census figures will be issued in a series of Business Census bulletins which will show additional detailed kind-of-business information for all places where there are a sufficient number of establishments.

The 1948 Census of Business was taken under the provision of the Act of June 19, 1948, which provides that the Business Census be taken for 1948 and for each fifth year thereafter. Previous Business Censuses were taken for the years 1929, 1933, 1935, and 1939.

Scope of the Census.—The 1948 Census of Business covered all establishments in the following trades, as defined by the Standard Industrial Classification Manual, May 1949 issue, of the Executive Office of the President: all retail trades; all wholesale trades; all service trades in the following four groups—personal services, business services, automobile repairs and services, and miscellaneous repair services; hotels; tourist courts and camps; and amusements, including motion picture theaters. Some important services not covered are radio broadcasting and television, medical and health, legal, educational, nonprofit, accounting, and domestic services.

This coverage is similar to that of the 1939 Business Census. However, "custom trades" and "services incidental to transportation," which are no longer included in the standard classification of the service trades, are not covered by the 1948 Census. In a number of localities, these exclusions as well as

other changes in the standard classification may have a considerable effect in comparing 1948 with 1939 data, particularly with respect to establishment count.

Establishment definition.—For Census purposes, a business establishment is defined to include only enterprises conducted from a recognizable place of business, provided that the annual sales were in excess of \$5,000 for a wholesale trade establishment and \$500 for establishments in other trades. A detailed analysis of coverage will be provided in future Census of Business publications.

"Number of establishments" is the number of separate business locations, rather than the number of business companies or organizations, since the Census figures represent information reported separately for each business location or establishment. The establishment count reflects the number of places in business at the end of 1948 excluding administrative and executive offices of multinational organizations, and "chain store" warehouses.

Sales and receipts.—"1948 sales and receipts" represents sales of merchandise and receipts from repairs and other services to customers. The figures reflect deductions for returned goods and allowances, but not for trade-in allowances; they exclude sales and excise taxes collected from customers and paid directly to any taxing agency.

Proprietors.—"Active proprietors..." represents owners and partners of unincorporated businesses who devoted the major portion of their time to the business in November 1948.

Employment.—"Number of paid employees..." represents all employees on the pay roll for the pay period ending nearest November 15, 1948. "Full workweek" employees, whether regular or seasonal, are those who in the November 15 pay period were paid for working at least the number of hours typically worked in a week by employees of the reporting establishment.

1948 CENSUS OF BUSINESS

RETAIL, WHOLESALE, SERVICE TRADES

U. S. DEPARTMENT OF COMMERCE
BUREAU OF THE CENSUS

PRELIMINARY

For Release April 24, 1950

Release Series BC-1P-40-034

HUTCHINSON COUNTY, S. DAK.

Retail, wholesale, and service establishments located in Hutchinson County, South Dakota, showed a substantial expansion in dollar volume of trade from 1939 to 1948 according to preliminary figures from the 1948 Census of Business released today by the Bureau of the Census, U. S. Department of Commerce.

Retail sales in the county during 1948 aggregated \$9.6 million, an increase of 336 percent over the \$2.2 million in 1939, when the preceding Census of Business was taken. Wholesale sales in the county reached a total of \$9.3 million in 1948 as compared with \$1.3 million in 1939. The service trades included in the Census of Business recorded receipts totaling \$194,000 in 1948 compared with \$72,000 in 1939.

Employment in the county also rose over the 9-year period between 1939 and 1948 for the above trades. Establishments in these trades reported a combined total of 474 paid employees for the workweek ended nearest November 15, 1948. This compared with a total of 255 employees reported for the week of November 15, 1939.

These preliminary figures have been derived from a Census report on Hutchinson County, South Dakota. Final figures, superseding the preliminary data for Hutchinson County, will be included in a Bulletin for the State of South Dakota to be issued in several months. Similar data will be made available this year in preliminary and final form for each of the counties and States. A single copy of the preliminary release for Hutchinson County as well as an order blank for other area releases may be obtained by writing to the Bureau of the Census, Washington 25, D. C.

90245

Table 1.—CENSUS OF BUSINESS PRELIMINARY RESULTS FOR 1948, BY TRADE GROUP

HUTCHINSON COUNTY, S. DAK.

Trade group and kind of business	Number of establishments	1948 sales and receipts (Thousand dollars)	Active proprietors of unincorporated businesses Nov. 1948	Paid employees, workweek ended nearest Nov. 15, 1948	
				Total employees ¹	Full workweek employees
RETAIL TRADE, total.....	171	9,609	182	402	258
Food group.....	26	1,396	24	59	27
Eating and drinking places.....	20	662	25	80	47
General merchandise grp, general stores	13	885	22	46	25
Furniture-home furnishings-appliance grp.	10	193	4	15	1
Automotive group.....	9	1,140	10	27	26
Gasoline service stations.....	24	463	25	15	7
Lumber-building-hardware group.....	35	3,708	36	114	98
Drug and proprietary stores.....	6	212	5	13	9
All other retail stores.....	28	950	31	33	18
WHOLESALE TRADE.....	30	9,288	14	62	x
SELECTED SERVICE TRADES, ² /total.....	41	194	41	10	9
Personal services.....	21	88	20	8	7
All other service trades.....	20	106	21	2	2

x Not available.

¹/ Includes employees paid for less than the full workweek.

²/ See General Description on this page for changes from the 1939 Census of Business in the coverage of Service Trades.

GENERAL DESCRIPTION OF PRELIMINARY RELEASES FOR THE 1948 CENSUS OF BUSINESS

This series of releases, of which one is planned for each county in the United States, presents preliminary results of the 1948 Census of Business. The information is based on reports submitted by business establishments for that Census. The figures shown are preliminary, and are subject to revision in the final Census publications, but the changes are expected to be relatively minor with respect to coverage. The final Census figures will be issued in a series of Business Census bulletins which will show additional detailed kind-of-business information for all places where there are a sufficient number of establishments.

The 1948 Census of Business was taken under the provision of the Act of June 19, 1948, which provides that the Business Census be taken for 1948 and for each fifth year thereafter. Previous Business Censuses were taken for the years 1929, 1933, 1935, and 1939.

Scope of the Census.—The 1948 Census of Business covered all establishments in the following trades, as defined by the Standard Industrial Classification Manual, May 1949 issue, of the Executive Office of the President: all retail trades; all wholesale trades; all service trades in the following four groups—personal services, business services, automobile repairs and services, and miscellaneous repair services; hotels; tourist courts and camps; and amusements, including motion picture theaters. Some important services not covered are radio broadcasting and television, medical and health, legal, educational, nonprofit, accounting, and domestic services.

This coverage is similar to that of the 1939 Business Census. However, "custom trades" and "services incidental to transportation," which are no longer included in the standard classification of the service trades, are not covered by the 1948 Census. In a number of localities, these exclusions as well as

other changes in the standard classification may have a considerable effect in comparing 1948 with 1939 data, particularly with respect to establishment count.

Establishment definition.—For Census purposes, a business establishment is defined to include only enterprises conducted from a recognizable place of business, provided that the annual sales were in excess of \$5,000 for a wholesale trade establishment and \$500 for establishments in other trades. A detailed analysis of coverage will be provided in future Census of Business publications.

"Number of establishments" is the number of separate business locations, rather than the number of business companies or organizations, since the Census figures represent information reported separately for each business location or establishment. The establishment count reflects the number of places in business at the end of 1948 excluding administrative and executive offices of multiunit organizations, and "chain store" warehouses.

Sales and receipts.—"1948 sales and receipts" represents sales of merchandise and receipts from repairs and other services to customers. The figures reflect deductions for returned goods and allowances, but not for trade-in allowances; they exclude sales and excise taxes collected from customers and paid directly to any taxing agency.

Proprietors.—"Active proprietors..." represents owners and partners of unincorporated businesses who devoted the major portion of their time to the business in November 1948.

Employment.—"Number of paid employees..." represents all employees on the pay roll for the pay period ending nearest November 15, 1948. "Full workweek" employees, whether regular or seasonal, are those who in the November 15 pay period were paid for working at least the number of hours typically worked in a week by employees of the reporting establishment.

1948 CENSUS OF BUSINESS

RETAIL, WHOLESALE, SERVICE TRADES

U. S. DEPARTMENT OF COMMERCE
BUREAU OF THE CENSUS

PRELIMINARY

For Release March 20, 1950

Release Series BC-1P-40-035

HYDE COUNTY, S. DAK.

Retail and wholesale establishments located in Hyde County, South Dakota, showed a substantial expansion in dollar volume of trade from 1939 to 1948 according to preliminary figures from the 1948 Census of Business released today by the Bureau of the Census, U. S. Department of Commerce.

Retail sales in the county during 1948 aggregated \$3.0 million, an increase of 275 percent over the \$0.8 million in 1939, when the preceding Census of Business was taken. Wholesale sales in the county reached a total of \$1.3 million in 1948 as compared with \$0.3 million in 1939.

Employment in the county also rose over the 9-year period between 1939 and 1948 for the above trades. Establishments in these trades reported a combined total of 136 paid employees for the workweek ended nearest November 15, 1948. This compared with a total of 87 employees reported for the week of November 15, 1939.

These preliminary figures have been derived from a Census report on Hyde County, South Dakota. Final figures, superseding the preliminary data for Hyde County, will be included in a Bulletin for the State of South Dakota to be issued in several months. Similar data will be made available this year in preliminary and final form for each of the counties and States. A single copy of the preliminary release for Hyde County as well as an order blank for other area releases may be obtained by writing to the Bureau of the Census, Washington 25, D. C.

Table 1.—CENSUS OF BUSINESS PRELIMINARY RESULTS FOR 1948, BY TRADE GROUP
HYDE COUNTY, S. DAK.

Trade group and kind of business	Number of establishments	1948 sales and receipts (Thousand dollars)	Active proprietors of unincorporated businesses Nov. 1948	Paid employees, workweek ended nearest Nov. 15, 1948	
				Total employees ¹	Full workweek employees
RETAIL TRADE, total.....	44	3,028	42	126	100
Food group.....	7	515	7	21	16
Eating and drinking places.....	7	154	11	20	12
Gasoline service stations.....	7	226	6	7	6
All other retail stores.....	23	2,133	18	78	66
WHOLESALE TRADE.....	7	1,288	2	10	x

x Not available.

¹/ Includes employees paid for less than the full workweek.

GENERAL DESCRIPTION OF PRELIMINARY RELEASES FOR THE
1948 CENSUS OF BUSINESS

This series of releases, of which one is planned for each county in the United States, presents preliminary results of the 1948 Census of Business. The information is based on reports submitted by business establishments for that Census. The figures shown are preliminary, and are subject to revision in the final Census publications, but the changes are expected to be relatively minor with respect to coverage. The final Census figures will be issued in a series of Business Census bulletins which will show additional detailed kind-of-business information for all places where there are a sufficient number of establishments.

The 1948 Census of Business was taken under the provision of the Act of June 19, 1948, which provides that the Business Census be taken for 1948 and for each fifth year thereafter. Previous Business Censuses were taken for the years 1929, 1933, 1935, and 1939.

Scope of the Census.—The 1948 Census of Business covered all establishments in the following trades, as defined by the Standard Industrial Classification Manual, May 1949 issue, of the Executive Office of the President: all retail trades; all wholesale trades; all service trades in the following four groups—personal services, business services, automobile repairs and services, and miscellaneous repair services; hotels; tourist courts and camps; and amusements, including motion picture theaters. Some important services not covered are radio broadcasting and television, medical and health, legal, educational, nonprofit, accounting, and domestic services.

This coverage is similar to that of the 1939 Business Census. However, "custom trades" and "services incidental to transportation," which are no longer included in the standard classification of the service trades, are not covered by the 1948 Census. In a number of localities, these exclusions as well as other changes in the standard classification may have a considerable effect in comparing

1948 with 1939 data, particularly with respect to establishment count.

Establishment definition.—For Census purposes, a business establishment is defined to include only enterprises conducted from a recognizable place of business, provided that the annual sales were in excess of \$5,000 for a wholesale trade establishment and \$500 for establishments in other trades. A detailed analysis of coverage will be provided in future Census of Business publications.

"Number of establishments" is the number of separate business locations, rather than the number of business companies or organizations, since the Census figures represent information reported separately for each business location or establishment. The establishment count reflects the number of places in business at the end of 1948 excluding administrative and executive offices of multiunit organizations, and "chain store" warehouses.

Sales and receipts.—"1948 sales and receipts" represents sales of merchandise and receipts from repairs and other services to customers. The figures reflect deductions for returned goods and allowances, but not for trade-in allowances; they exclude sales and excise taxes collected from customers and paid directly to any taxing agency.

Proprietors.—"Active proprietors..." represents owners and partners of unincorporated businesses who devoted the major portion of their time to the business in November 1948.

Employment.—"Number of paid employees..." represents all employees on the pay roll for the pay period ending nearest November 15, 1948. "Full workweek" employees, whether regular or seasonal, are those who in the November 15 pay period were paid for working at least the number of hours typically worked in a week by employees of the reporting establishment.

1948 CENSUS OF BUSINESS

RETAIL, WHOLESALE, SERVICE TRADES

U. S. DEPARTMENT OF COMMERCE
BUREAU OF THE CENSUS

PRELIMINARY

For Release May 15, 1950

Release Series BC-1P-40-036

JACKSON COUNTY, S. DAK.

Retail and wholesale establishments located in Jackson County, South Dakota, showed a substantial expansion in dollar volume of trade from 1939 to 1948 according to preliminary figures from the 1948 Census of Business released today by the Bureau of the Census, U. S. Department of Commerce.

Retail sales in the county during 1948 aggregated \$2.2 million, an increase of 340 percent over the \$0.5 million in 1939, when the preceding Census of Business was taken. Wholesale sales in the county reached a total of \$1.5 million in 1948 as compared with \$0.2 million in 1939.

Employment in the county also rose over the 9-year period between 1939 and 1948 for the above trades. Establishments in these trades reported a combined total of 110 paid employees for the workweek ended nearest November 15, 1948. This compared with a total of 55 employees reported for the week of November 15, 1939.

These preliminary figures have been derived from a Census report on Jackson County, South Dakota. Final figures, superseding the preliminary data for Jackson County, will be included in a Bulletin for the State of South Dakota to be issued in several months. Similar data will be made available this year in preliminary and final form for each of the counties and States. A single copy of the preliminary release for Jackson County as well as an order blank for other area releases may be obtained by writing to the Bureau of the Census, Washington 25, D. C.

Table 1.—CENSUS OF BUSINESS PRELIMINARY RESULTS FOR 1948, BY TRADE GROUP
JACKSON COUNTY, S. DAK.

Trade group and kind of business	Number of establishments	1948 sales and receipts (Thousand dollars)	Active proprietors of unincorporated businesses Nov. 1948	Paid employees, workweek ended nearest Nov. 15, 1948	
				Total employees ¹	Full workweek employees
RETAIL TRADE, total.....	60	2,169	55	99	85
Food group.....	7	348	6	5	4
Eating and drinking places.....	14	282	13	34	25
Gasoline service stations.....	19	547	20	27	24
All other retail stores.....	20	992	16	33	32
WHOLESALE TRADE.....	11	1,531	6	11	x
TOURIST COURTS AND CAMPS.....	7	40	7	7	4

x Not available.

¹/ Includes employees paid for less than the full workweek.

GENERAL DESCRIPTION OF PRELIMINARY RELEASES FOR THE 1948 CENSUS OF BUSINESS

This series of releases, of which one is planned for each county in the United States, presents preliminary results of the 1948 Census of Business. The information is based on reports submitted by business establishments for that Census. The figures shown are preliminary, and are subject to revision in the final Census publications, but the changes are expected to be relatively minor with respect to coverage. The final Census figures will be issued in a series of Business Census bulletins which will show additional detailed kind-of-business information for all places where there are a sufficient number of establishments.

The 1948 Census of Business was taken under the provision of the Act of June 19, 1948, which provides that the Business Census be taken for 1948 and for each fifth year thereafter. Previous Business Censuses were taken for the years 1929, 1933, 1935, and 1939.

Scope of the Census.—The 1948 Census of Business covered all establishments in the following trades, as defined by the Standard Industrial Classification Manual, May 1949 issue, of the Executive Office of the President: all retail trades; all wholesale trades; all service trades in the following four groups—personal services, business services, automobile repairs and services, and miscellaneous repair services; hotels; tourist courts and camps; and amusements, including motion picture theaters. Some important services not covered are radio broadcasting and television, medical and health, legal, educational, nonprofit, accounting, and domestic services.

This coverage is similar to that of the 1939 Business Census. However, "custom trades" and "services incidental to transportation," which are no longer included in the standard classification of the service trades, are not covered by the 1948 Census. In a number of localities, these exclusions as well as other changes in the standard classification may have a considerable effect in comparing

1948 with 1939 data, particularly with respect to establishment count.

Establishment definition.—For Census purposes, a business establishment is defined to include only enterprises conducted from a recognizable place of business, provided that the annual sales were in excess of \$5,000 for a wholesale trade establishment and \$500 for establishments in other trades. A detailed analysis of coverage will be provided in future Census of Business publications.

"Number of establishments" is the number of separate business locations, rather than the number of business companies or organizations, since the Census figures represent information reported separately for each business location or establishment. The establishment count reflects the number of places in business at the end of 1948 excluding administrative and executive offices of multiunit organizations, and "chain store" warehouses.

Sales and receipts.—"1948 sales and receipts" represents sales of merchandise and receipts from repairs and other services to customers. The figures reflect deductions for returned goods and allowances, but not for trade-in allowances; they exclude sales and excise taxes collected from customers and paid directly to any taxing agency.

Proprietors.—"Active proprietors..." represents owners and partners of unincorporated businesses who devoted the major portion of their time to the business in November 1948.

Employment.—"Number of paid employees..." represents all employees on the pay roll for the pay period ending nearest November 15, 1948. "Full workweek" employees, whether regular or seasonal, are those who in the November 15 pay period were paid for working at least the number of hours typically worked in a week by employees of the reporting establishment.

1948 CENSUS OF BUSINESS

RETAIL, WHOLESALE, SERVICE TRADES

U. S. DEPARTMENT OF COMMERCE
BUREAU OF THE CENSUS

PRELIMINARY

For Release March 22, 1950

Release Series BC-1P-40-037

JERAULD COUNTY, S. DAK.

Retail and wholesale establishments located in Jerauld County, South Dakota, showed a substantial expansion in dollar volume of trade from 1939 to 1948 according to preliminary figures from the 1948 Census of Business released today by the Bureau of the Census, U.S. Department of Commerce.

Retail sales in the county during 1948 aggregated \$3.5 million, an increase of 250 percent over the \$1.0 million in 1939, when the preceding Census of Business was taken. Wholesale sales in the county reached a total of \$3.9 million in 1948 as compared with \$0.8 million in 1939.

Employment in the county also rose over the 9-year period between 1939 and 1948 for the above trades. Establishments in these trades reported a combined total of 206 paid employees for the workweek ended nearest November 15, 1948. This compared with a total of 113 employees reported for the week of November 15, 1939.

These preliminary figures have been derived from a Census report on Jerauld County, South Dakota. Final figures, superseding the preliminary data for Jerauld County, will be included in a Bulletin for the State of South Dakota to be issued in several months. Similar data will be made available this year in preliminary and final form for each of the counties and States. A single copy of the preliminary release for Jerauld County as well as an order blank for other area releases may be obtained by writing to the Bureau of the Census, Washington 25, D.C.

Table 1.—CENSUS OF BUSINESS PRELIMINARY RESULTS FOR 1948, BY TRADE GROUP

JERAULD COUNTY, S. DAK.

Trade group and kind of business	Number of establishments	1948 sales and receipts (Thousand dollars)	Active proprietors of unincorporated businesses Nov. 1948	Paid employees, workweek ended nearest Nov. 15, 1948	
				Total employees ¹	Full workweek employees
RETAIL TRADE, total.....	65	3,476	60	163	118
Food group.....	13	793	11	38	28
Eating and drinking places.....	11	265	10	30	27
Gasoline service stations.....	6	156	6	3	2
All other retail stores.....	35	2,262	33	92	61
WHOLESALE TRADE.....	15	3,914	9	43	x
SELECTED SERVICE TRADES ^{2/}	11	34	11	6	5

x Not available.

^{1/} Includes employees paid for less than the full workweek.

^{2/} See General Description on last page for changes from the 1939 Census of Business in the coverage of Service Trades.

GENERAL DESCRIPTION OF PRELIMINARY RELEASES FOR THE 1948 CENSUS OF BUSINESS

This series of releases, of which one is planned for each county in the United States, presents preliminary results of the 1948 Census of Business. The information is based on reports submitted by business establishments for that Census. The figures shown are preliminary, and are subject to revision in the final Census publications, but the changes are expected to be relatively minor with respect to coverage. The final Census figures will be issued in a series of Business Census bulletins which will show additional detailed kind-of-business information for all places where there are a sufficient number of establishments.

The 1948 Census of Business was taken under the provision of the Act of June 19, 1948, which provides that the Business Census be taken for 1948 and for each fifth year thereafter. Previous Business Censuses were taken for the years 1929, 1933, 1935, and 1939.

Scope of the Census.—The 1948 Census of Business covered all establishments in the following trades, as defined by the Standard Industrial Classification Manual, May 1949 issue, of the Executive Office of the President: all retail trades; all wholesale trades; all service trades in the following four groups—personal services, business services, automobile repairs and services, and miscellaneous repair services; hotels; tourist courts and camps; and amusements, including motion picture theaters. Some important services not covered are radio broadcasting and television, medical and health, legal, educational, nonprofit, accounting, and domestic services.

This coverage is similar to that of the 1939 Business Census. However, "custom trades" and "services incidental to transportation," which are no longer included in the standard classification of the service trades, are not covered by the 1948 Census. In a number of localities, these exclusions as well as other changes in the standard classification may have a considerable effect in comparing

1948 with 1939 data, particularly with respect to establishment count.

Establishment definition.—For Census purposes, a business establishment is defined to include only enterprises conducted from a recognizable place of business, provided that the annual sales were in excess of \$5,000 for a wholesale trade establishment and \$500 for establishments in other trades. A detailed analysis of coverage will be provided in future Census of Business publications.

"Number of establishments" is the number of separate business locations, rather than the number of business companies or organizations, since the Census figures represent information reported separately for each business location or establishment. The establishment count reflects the number of places in business at the end of 1948 excluding administrative and executive offices of multiunit organizations, and "chain store" warehouses.

Sales and receipts.—"1948 sales and receipts" represents sales of merchandise and receipts from repairs and other services to customers. The figures reflect deductions for returned goods and allowances, but not for trade-in allowances; they exclude sales and excise taxes collected from customers and paid directly to any taxing agency.

Proprietors.—"Active proprietors..." represents owners and partners of unincorporated businesses who devoted the major portion of their time to the business in November 1948.

Employment.—"Number of paid employees..." represents all employees on the pay roll for the pay period ending nearest November 15, 1948. "Full workweek" employees, whether regular or seasonal, are those who in the November 15 pay period were paid for working at least the number of hours typically worked in a week by employees of the reporting establishment.

1948 CENSUS OF BUSINESS

RETAIL, WHOLESALE, SERVICE TRADES

U. S. DEPARTMENT OF COMMERCE
BUREAU OF THE CENSUS

PRELIMINARY

For Release March 20, 1950

Release Series BC-1P-40-038

JONES COUNTY, S. DAK.

Retail, wholesale, and service establishments located in Jones County, South Dakota, showed a substantial expansion in dollar volume of trade from 1939 to 1948 according to preliminary figures from the 1948 Census of Business released today by the Bureau of the Census, U. S. Department of Commerce.

Retail sales in the county during 1948 aggregated \$2.3 million, an increase of 283 percent over the \$0.6 million in 1939, when the preceding Census of Business was taken. Wholesale sales in the county reached a total of \$2.5 million in 1948 as compared with \$0.4 million in 1939. The service trades included in the Census of Business recorded receipts totaling \$48,000 in 1948 compared with \$15,000 in 1939.

Employment in the county also rose over the 9-year period between 1939 and 1948 for the above trades. Establishments in these trades reported a combined total of 107 paid employees for the workweek ended nearest November 15, 1948. This compared with a total of 61 employees reported for the week of November 15, 1939.

These preliminary figures have been derived from a Census report on Jones County, South Dakota. Final figures, superseding the preliminary data for Jones County, will be included in a Bulletin for the State of South Dakota to be issued in several months. Similar data will be made available this year in preliminary and final form for each of the counties and States. A single copy of the preliminary release for Jones County as well as an order blank for other area releases may be obtained by writing to the Bureau of the Census, Washington 25, D. C.

Table 1.—CENSUS OF BUSINESS PRELIMINARY RESULTS FOR 1948, BY TRADE GROUP
JONES COUNTY, S. DAK.

Trade group and kind of business	Number of establishments	1948 sales and receipts (Thousand dollars)	Active proprietors of unincorporated businesses Nov. 1948	Paid employees, workweek ended nearest Nov. 15, 1948	
				Total employees ¹	Full workweek employees
RETAIL TRADE, total.....	49	2,329	43	87	63
Food group.....	9	252	10	7	1
Eating and drinking places.....	7	147	7	22	19
Gasoline service stations.....	11	332	7	11	7
All other retail stores.....	22	1,598	19	47	36
WHOLESALE TRADE.....	12	2,461	10	17	x
SELECTED SERVICE TRADES ^{2/}	7	48	8	3	2

x Not available.

^{1/} Includes employees paid for less than the full workweek.

^{2/} See General Description on last page for changes from the 1939 Census of Business in the coverage of Service Trades.

GENERAL DESCRIPTION OF PRELIMINARY RELEASES FOR THE
1948 CENSUS OF BUSINESS

This series of releases, of which one is planned for each county in the United States, presents preliminary results of the 1948 Census of Business. The information is based on reports submitted by business establishments for that Census. The figures shown are preliminary, and are subject to revision in the final Census publications, but the changes are expected to be relatively minor with respect to coverage. The final Census figures will be issued in a series of Business Census bulletins which will show additional detailed kind-of-business information for all places where there are a sufficient number of establishments.

The 1948 Census of Business was taken under the provision of the Act of June 19, 1948, which provides that the Business Census be taken for 1948 and for each fifth year thereafter. Previous Business Censuses were taken for the years 1929, 1933, 1935, and 1939.

Scope of the Census.—The 1948 Census of Business covered all establishments in the following trades, as defined by the Standard Industrial Classification Manual, May 1949 issue, of the Executive Office of the President: all retail trades; all wholesale trades; all service trades in the following four groups—personal services, business services, automobile repairs and services, and miscellaneous repair services; hotels; tourist courts and camps; and amusements, including motion picture theaters. Some important services not covered are radio broadcasting and television, medical and health, legal, educational, nonprofit, accounting, and domestic services.

This coverage is similar to that of the 1939 Business Census. However, "custom trades" and "services incidental to transportation," which are no longer included in the standard classification of the service trades, are not covered by the 1948 Census. In a number of localities, these exclusions as well as other changes in the standard classification may have a considerable effect in comparing

1948 with 1939 data, particularly with respect to establishment count.

Establishment definition.—For Census purposes, a business establishment is defined to include only enterprises conducted from a recognizable place of business, provided that the annual sales were in excess of \$5,000 for a wholesale trade establishment and \$500 for establishments in other trades. A detailed analysis of coverage will be provided in future Census of Business publications.

"Number of establishments" is the number of separate business locations, rather than the number of business companies or organizations, since the Census figures represent information reported separately for each business location or establishment. The establishment count reflects the number of places in business at the end of 1948 excluding administrative and executive offices of multiunit organizations, and "chain store" warehouses.

Sales and receipts.—"1948 sales and receipts" represents sales of merchandise and receipts from repairs and other services to customers. The figures reflect deductions for returned goods and allowances, but not for trade-in allowances; they exclude sales and excise taxes collected from customers and paid directly to any taxing agency.

Proprietors.—"Active proprietors..." represents owners and partners of unincorporated businesses who devoted the major portion of their time to the business in November 1948.

Employment.—"Number of paid employees..." represents all employees on the pay roll for the pay period ending nearest November 15, 1948. "Full workweek" employees, whether regular or seasonal, are those who in the November 15 pay period were paid for working at least the number of hours typically worked in a week by employees of the reporting establishment.

1948 CENSUS OF BUSINESS

RETAIL, WHOLESALE, SERVICE TRADES

U. S. DEPARTMENT OF COMMERCE
BUREAU OF THE CENSUS

PRELIMINARY

For Release April 3, 1950

Release Series BC-1P-40-039

KINGSBURY COUNTY, S. DAK.

Retail, wholesale, and service establishments located in Kingsbury County, South Dakota, showed a substantial expansion in dollar volume of trade from 1939 to 1948 according to preliminary figures from the 1948 Census of Business released today by the Bureau of the Census, U. S. Department of Commerce.

Retail sales in the county during 1948 aggregated \$9.3 million, an increase of 304 percent over the \$2.3 million in 1939, when the preceding Census of Business was taken. Wholesale sales in the county reached a total of \$10.1 million in 1948 as compared with \$1.9 million in 1939. The service trades included in the Census of Business recorded receipts totaling \$217,000 in 1948 compared with \$68,000 in 1939.

Employment in the county also rose over the 9-year period between 1939 and 1948 for the above trades. Establishments in these trades reported a combined total of 410 paid employees for the workweek ended nearest November 15, 1948. This compared with a total of 334 employees reported for the week of November 15, 1939.

These preliminary figures have been derived from a Census report on Kingsbury County, South Dakota. Final figures, superseding the preliminary data for Kingsbury County, will be included in a Bulletin for the State of South Dakota to be issued in several months. Similar data will be made available this year in preliminary and final form for each of the counties and States. A single copy of the preliminary release for Kingsbury County as well as an order blank for other area releases may be obtained by writing to the Bureau of the Census, Washington 25, D. C.

Table 1.—CENSUS OF BUSINESS PRELIMINARY RESULTS FOR 1948, BY TRADE GROUP
KINGSBURY COUNTY, S. DAK.

Trade group and kind of business	Number of establishments	1948 sales and receipts (Thousand dollars)	Active proprietors of unincorporated businesses Nov. 1948	Paid employees, workweek ended nearest Nov. 15, 1948	
				Total employees ¹	Full workweek employees
RETAIL TRADE, total.....	165	9,326	156	291	216
Food group.....	31	1,664	29	62	46
Eating and drinking places.....	26	488	29	45	35
General merchandise grp, general stores.	5	485	1	25	13
Furniture-home furnishgs-appliance grp	12	519	10	22	16
Automotive group.....	8	1,773	9	29	19
Gasoline service stations.....	30	893	25	27	23
Lumber-building-hardware group.....	34	2,885	37	59	50
Drug and proprietary stores.....	6	183	6	6	4
All other retail stores.....	13	436	10	16	10
WHOLESALE TRADE.....	36	10,138	14	107	x
SELECTED SERVICE TRADES, ^{2/} total.....	38	217	39	12	11
Personal services.....	21	92	21	10	10
All other services trades.....	17	125	18	2	1

x Not available.

^{1/} Includes employees paid for less than the full workweek.

^{2/} See General Description on last page for changes from the 1939 Census of Business in the coverage of Service Trades.

GENERAL DESCRIPTION OF PRELIMINARY RELEASES FOR THE
1948 CENSUS OF BUSINESS

This series of releases, of which one is planned for each county in the United States, presents preliminary results of the 1948 Census of Business. The information is based on reports submitted by business establishments for that Census. The figures shown are preliminary, and are subject to revision in the final Census publications, but the changes are expected to be relatively minor with respect to coverage. The final Census figures will be issued in a series of Business Census bulletins which will show additional detailed kind-of-business information for all places where there are a sufficient number of establishments.

The 1948 Census of Business was taken under the provision of the Act of June 19, 1948, which provides that the Business Census be taken for 1948 and for each fifth year thereafter. Previous Business Censuses were taken for the years 1929, 1933, 1935, and 1939.

Scope of the Census.--The 1948 Census of Business covered all establishments in the following trades, as defined by the Standard Industrial Classification Manual, May 1949 issue, of the Executive Office of the President: all retail trades; all wholesale trades; all service trades in the following four groups--personal services, business services, automobile repairs and services, and miscellaneous repair services; hotels, tourist courts and camps; and amusements, including motion picture theaters. Some important services not covered are radio broadcasting and television, medical and health, legal, educational, nonprofit, accounting, and domestic services.

This coverage is similar to that of the 1939 Business Census. However, "custom trades" and "services incidental to transportation," which are no longer included in the standard classification of the service trades, are not covered by the 1948 Census. In a number of localities, these exclusions as well as other changes in the standard classification may have a considerable effect in comparing

1948 with 1939 data, particularly with respect to establishment count.

Establishment definition.--For Census purposes, a business establishment is defined to include only enterprises conducted from a recognizable place of business, provided that the annual sales were in excess of \$5,000 for a wholesale trade establishment and \$500 for establishments in other trades. A detailed analysis of coverage will be provided in future Census of Business publications.

"Number of establishments" is the number of separate business locations, rather than the number of business companies or organizations, since the Census figures represent information reported separately for each business location or establishment. The establishment count reflects the number of places in business at the end of 1948 excluding administrative and executive offices of multiunit organizations, and "chain store warehouses."

Sales and receipts.--"1948 sales and receipts" represents sales of merchandise and receipts from repairs and other services to customers. The figures reflect deductions for returned goods and allowances, but not for trade-in allowances; they exclude sales and excise taxes collected from customers and paid directly to any taxing agency.

Proprietors.--"Active proprietors..." represents owners and partners of unincorporated businesses who devoted the major portion of their time to the business in November 1948.

Employment.--"Number of paid employees..." represents all employees on the pay roll for the pay period ending nearest November 15, 1948. "Full workweek" employees, whether regular or seasonal, are those who in the November 15 pay period were paid for working at least the number of hours typically worked in a week by employees of the reporting establishment.

1948 CENSUS OF BUSINESS

RETAIL, WHOLESALE, SERVICE TRADES

U. S. DEPARTMENT OF COMMERCE
BUREAU OF THE CENSUS

PRELIMINARY

For Release March 20, 1950

Release Series BC-1P-40-040

LAKE COUNTY, S. DAK.

Retail, wholesale, and service establishments located in Lake County, South Dakota, showed a substantial expansion in dollar volume of trade from 1939 to 1948 according to preliminary figures from the 1948 Census of Business released today by the Bureau of the Census, U. S. Department of Commerce.

Retail sales in the county during 1948 aggregated \$11.0 million, an increase of 224 percent over the \$3.4 million in 1939, when the preceding Census of Business was taken. Wholesale sales in the county reached a total of \$12.7 million in 1948 as compared with \$1.8 million in 1939. The service trades included in the Census of Business recorded receipts totaling \$340,000 in 1948 compared with \$128,000 in 1939.

Employment in the county also rose over the 9-year period between 1939 and 1948 for the above trades. Establishments in these trades reported a combined total of 794 paid employees for the workweek ended nearest November 15, 1948. This compared with a total of 509 employees reported for the week of November 15, 1939.

These preliminary figures have been derived from a Census report on Lake County, South Dakota, which also includes data for the city of Madison. Final figures, superseding the preliminary data for Lake County, will be included in a Bulletin for the State of South Dakota to be issued in several months. Similar data will be made available this year in preliminary and final form for each of the counties and States. A single copy of the preliminary release for Lake County as well as an order blank for other area releases may be obtained by writing to the Bureau of the Census, Washington 25, D. C.

Table 1.—CENSUS OF BUSINESS PRELIMINARY RESULTS FOR 1948, BY TRADE GROUP
LAKE COUNTY, S. DAK.

Trade group and kind of business	Number of establishments	1948 sales and receipts (Thousand dollars)	Active proprietors of unincorporated businesses Nov. 1948	Paid employees, workweek ended nearest Nov. 15, 1948	
				Total employees ¹	Full workweek employees
RETAIL TRADE, total	160	11,043	146	561	438
Food group.....	30	1,770	29	79	52
Eating and drinking places.....	40	883	44	106	79
General merchandise group, general stores	5	794	2	66	33
Apparel group.....	5	676	3	42	41
Furniture-home furnishings-appliance grp	Included with "All other retail stores"				
Automotive group.....	9	2,072	6	81	79
Gasoline service stations.....	26	686	27	23	12
Lumber-building-hardware group.....	26	3,048	17	106	93
Drug and proprietary stores.....	Included with "All other retail stores"				
All other retail stores.....	19	1,114	18	58	49
WHOLESALE TRADE, total	31	12,666	18	173	x
Merchant wholesalers.....	5	974	3	18	x
Other wholesale.....	26	11,692	15	155	x
SELECTED SERVICE TRADES,^{2/} total	49	340	54	60	40
Personal services.....	24	156	26	29	26
All other service trades.....	25	184	28	31	14
AMUSEMENTS	6	156	6	35	x

x Not available.

^{1/} Includes employees paid for less than the full workweek.

^{2/} See General Description on last page for changes from the 1939 Census of Business in the coverage of Service Trades.

Table 2.—CENSUS OF BUSINESS PRELIMINARY RESULTS FOR 1948 FOR CITIES OF 2,500 INHABITANTS OR MORE

LAKE COUNTY, S. DAK.

(Data omitted for trade groups where necessary to avoid disclosure)

City and trade group ¹	Number of establishments	1948 sales and receipts (Thousand dollars)	Active proprietors of unincorporated businesses Nov. 1948	Paid employees, workweek ended nearest Nov. 15, 1948	
				Total employees ²	Full workweek employees
Madison:					
Retail trade.....	90	8,589	79	467	372
Wholesale trade.....	15	8,012	11	140	x
Selected service trades....	34	281	38	47	38
Remainder of county: ^{3/}					
Retail trade.....	70	2,454	67	94	66
Wholesale trade.....	16	4,654	7	33	x
Selected service trades....	15	59	16	13	2

x Not available.

^{1/} See General Description on this page for changes from the 1939 Census of Business in the coverage of Service Trades.^{2/} Includes employees paid for less than the full workweek.^{3/} Includes figures for establishments, other than wholesale, not located in cities of 2,500 inhabitants or more, and wholesale establishments not located in cities of 5,000 inhabitants or more.

GENERAL DESCRIPTION OF PRELIMINARY RELEASES FOR THE 1948 CENSUS OF BUSINESS

This series of releases, of which one is planned for each county in the United States, presents preliminary results of the 1948 Census of Business. The information is based on reports submitted by business establishments for that Census. The figures shown are preliminary, and are subject to revision in the final Census publications, but the changes are expected to be relatively minor with respect to coverage. The final Census figures will be issued in a series of Business Census bulletins which will show additional detailed kind-of-business information for all places where there are a sufficient number of establishments.

The 1948 Census of Business was taken under the provision of the Act of June 19, 1948, which provides that the Business Census be taken for 1948 and for each fifth year thereafter. Previous Business Censuses were taken for the years 1929, 1933, 1935, and 1939.

Scope of the Census.—The 1948 Census of Business covered all establishments in the following trades, as defined by the Standard Industrial Classification Manual, May 1949 issue, of the Executive Office of the President: all retail trades; all wholesale trades; all service trades in the following four groups—personal services, business services, automobile repairs and services, and miscellaneous repair services; hotels; tourist courts and camps; and amusements, including motion picture theaters. Some important services not covered are radio broadcasting and television, medical and health, legal, educational, nonprofit, accounting, and domestic services.

This coverage is similar to that of the 1939 Business Census. However, "custom trades" and "services incidental to transportation," which are no longer included in the standard classification of the service trades, are not covered by the 1948 Census. In a number of localities, these exclusions as well as other changes in the standard classification may have

a considerable effect in comparing 1948 with 1939 data, particularly with respect to establishment count.


Establishment definition.—For Census purposes, a business establishment is defined to include only enterprises conducted from a recognizable place of business, provided that the annual sales were in excess of \$5,000 for a wholesale trade establishment and \$500 for establishments in other trades. A detailed analysis of coverage will be provided in future Census of Business publications.

"Number of establishments" is the number of separate business locations, rather than the number of business companies or organizations, since the Census figures represent information reported separately for each business location or establishment. The establishment count reflects the number of places in business at the end of 1948 excluding administrative and executive offices of multiunit organizations, and "chain store" warehouses.

Sales and receipts.—"1948 sales and receipts" represents sales of merchandise and receipts from repairs and other services to customers. The figures reflect deductions for returned goods and allowances, but not for trade-in allowances; they exclude sales and excise taxes collected from customers and paid directly to any taxing agency.

Proprietors.—"Active proprietors..." represents owners and partners of unincorporated businesses who devoted the major portion of their time to the business in November 1948.

Employment.—"Number of paid employees..." represents all employees on the pay roll for the pay period ending nearest November 15, 1948. "Full workweek" employees, whether regular or seasonal, are those who in the November 15 pay period were paid for working at least the number of hours typically worked in a week by employees of the reporting establishment.



1948 CENSUS OF BUSINESS

RETAIL, WHOLESALE, SERVICE TRADES

U. S. DEPARTMENT OF COMMERCE
BUREAU OF THE CENSUS

PRELIMINARY

For Release April 5, 1950

Release Series BC-1P-40-041

LAWRENCE COUNTY, S. DAK.

Retail, wholesale, and service establishments located in Lawrence County, South Dakota, showed a substantial expansion in dollar volume of trade from 1939 to 1948 according to preliminary figures from the 1948 Census of Business released today by the Bureau of the Census, U. S. Department of Commerce.

Retail sales in the county during 1948 aggregated \$14.3 million, an increase of 101 percent over the \$7.1 million in 1939, when the preceding Census of Business was taken. Wholesale sales in the county reached a total of \$5.0 million in 1948 as compared with \$2.5 million in 1939. The service trades included in the Census of Business recorded receipts totaling \$514,000 in 1948 compared with \$341,000 in 1939.

Employment in the county also rose over the 9-year period between 1939 and 1948 for the above trades. Establishments in these trades reported a combined total of 941 paid employees for the workweek ended nearest November 15, 1948. This compared with a total of 842 employees reported for the week of November 15, 1939.

These preliminary figures have been derived from a Census report on Lawrence County, S. Dak., which also includes data for the cities of Deadwood and Lead. Final figures, superseding the preliminary data for Lawrence County, will be included in a Bulletin for the State of South Dakota to be issued in several months. Similar data will be made available this year in preliminary and final form for each of the counties and States. A single copy of the preliminary release for Lawrence County as well as an order blank for other area releases may be obtained by writing to the Bureau of the Census, Washington 25, D. C.

Table 1.—CENSUS OF BUSINESS PRELIMINARY RESULTS FOR 1948, BY TRADE GROUP

LAWRENCE COUNTY, S. DAK.

Trade group and kind of business	Number of establishments	1948 sales and receipts (Thousand dollars)	Active proprietors of unincorporated businesses Nov. 1948	Paid employees, workweek ended nearest Nov. 15, 1948	
				Total employees ¹	Full workweek employees
RETAIL TRADE, total.....	268	14,305	266	762	582
Food group.....	57	3,626	56	120	85
Eating and drinking places.....	38	792	42	136	108
General merchandise grp, general stores..	11	1,299	9	96	74
Apparel group.....	22	953	19	49	39
Furniture-home furnishgs-appliance grp..	17	779	15	59	43
Automotive group.....	25	3,213	24	107	102
Gasoline service stations.....	36	1,025	41	34	22
Lumber-building-hardware group.....	11	758	7	26	22
Drug and proprietary stores.....	10	667	9	54	40
All other retail stores.....	41	1,193	44	81	47
WHOLESALE TRADE, total.....	25	4,991	14	106	x
Merchant wholesalers.....	13	3,665	5	98	x
Other wholesale.....	12	1,326	9	8	x
SELECTED SERVICE TRADES, ² /total.....	63	514	60	73	59
Personal services.....	47	378	46	56	46
All other service trades.....	16	136	14	17	13
TOURIST COURTS AND CAMPS.....	22	107	24	8	4

x Not available.

¹/ Includes employees paid for less than the full workweek.

²/ See General Description on last page for changes from the 1939 Census of Business in the coverage of Service Trades.

Table 2.—CENSUS OF BUSINESS PRELIMINARY RESULTS FOR 1948 FOR CITIES OF 2,500 INHABITANTS OR MORE

LAWRENCE COUNTY, S. DAK.

(Data omitted for trade groups where necessary to avoid disclosure)

City and trade group ¹	Number of establishments	1948 sales and receipts (Thousand dollars)	Active proprietors of unincorporated businesses Nov. 1948	Paid employees, workweek ended nearest Nov. 15, 1948	
				Total employees ²	Full workweek employees
Deadwood:					
Retail trade.....	94	6,896	81	350	293
Selected service trades.....	30	312	28	47	38
Tourist courts and camps....	6	25	6	2	2
Lead:					
Retail trade.....	72	3,180	67	196	139
Selected service trades.....	12	82	13	6	6
Tourist courts and camps....	Included with "Remainder of county"				
Remainder of county:^{3/}					
Retail trade.....	102	4,229	118	216	150
Selected service trades.....	21	120	19	20	15
Tourist courts and camps....	16	82	18	6	2

^{1/} See General Description on this page for changes from the 1939 Census of Business in the coverage of Service Trades.

^{2/} Includes employees paid for less than the full workweek.

^{3/} Except as indicated above, includes figures for establishments not located in cities of 2,500 inhabitants or more.

GENERAL DESCRIPTION OF PRELIMINARY RELEASES FOR THE 1948 CENSUS OF BUSINESS

This series of releases, of which one is planned for each county in the United States, presents preliminary results of the 1948 Census of Business. The information is based on reports submitted by business establishments for that Census. The figures shown are preliminary, and are subject to revision in the final Census publications, but the changes are expected to be relatively minor with respect to coverage. The final Census figures will be issued in a series of Business Census bulletins which will show additional detailed kind-of-business information for all places where there are a sufficient number of establishments.

The 1948 Census of Business was taken under the provision of the Act of June 19, 1948, which provides that the Business Census be taken for 1948 and for each fifth year thereafter. Previous Business Censuses were taken for the years 1929, 1933, 1935, and 1939.

Scope of the Census.—The 1948 Census of Business covered all establishments in the following trades, as defined by the Standard Industrial Classification Manual, May 1949 issue, of the Executive Office of the President: all retail trades; all wholesale trades; all service trades in the following four groups—personal services, business services, automobile repairs and services, and miscellaneous repair services; hotels; tourist courts and camps; and amusements, including motion picture theaters. Some important services not covered are radio broadcasting and television, medical and health, legal, educational, nonprofit, accounting, and domestic services.

This coverage is similar to that of the 1939 Business Census. However, "custom trades" and "services incidental to transportation," which are no longer included in the standard classification of the service trades, are not covered by the 1948 Census. In a number of localities, these exclusions as well as

other changes in the standard classification may have a considerable effect in comparing 1948 with 1939 data, particularly with respect to establishment count.

Establishment definition.—For Census purposes, a business establishment is defined to include only enterprises conducted from a recognizable place of business, provided that the annual sales were in excess of \$5,000 for a wholesale trade establishment and \$500 for establishments in other trades. A detailed analysis of coverage will be provided in future Census of Business publications.

"Number of establishments" is the number of separate business locations, rather than the number of business companies or organizations, since the Census figures represent information reported separately for each business location or establishment. The establishment count reflects the number of places in business at the end of 1948 excluding administrative and executive offices of multiunit organizations, and "chain store" warehouses.

Sales and receipts.—"1948 sales and receipts" represents sales of merchandise and receipts from repairs and other services to customers. The figures reflect deductions for returned goods and allowances, but not for trade-in allowances; they exclude sales and excise taxes collected from customers and paid directly to any taxing agency.

Proprietors.—"Active proprietors..." represents owners and partners of unincorporated businesses who devoted the major portion of their time to the business in November 1948.

Employment.—"Number of paid employees..." represents all employees on the pay roll for the pay period ending nearest November 15, 1948. "Full workweek" employees, whether regular or seasonal, are those who in the November 15 pay period were paid for working at least the number of hours typically worked in a week by employees of the reporting establishment.

1948 CENSUS OF BUSINESS

RETAIL, WHOLESALE, SERVICE TRADES

U. S. DEPARTMENT OF COMMERCE
BUREAU OF THE CENSUS

PRELIMINARY

For Release March 20, 1950

Release Series BC-1P-40-042

LINCOLN COUNTY, S. DAK.

Retail, wholesale, and service establishments located in Lincoln County, South Dakota, showed a substantial expansion in dollar volume of trade from 1939 to 1948 according to preliminary figures from the 1948 Census of Business released today by the Bureau of the Census, U. S. Department of Commerce.

Retail sales in the county during 1948 aggregated \$10.4 million, an increase of 352 percent over the \$2.3 million in 1939, when the preceding Census of Business was taken. Wholesale sales in the county reached a total of \$6.5 million in 1948 as compared with \$2.0 million in 1939. The service trades included in the Census of Business recorded receipts totaling \$231,000 in 1948 compared with \$79,000 in 1939.

Employment in the county also rose over the 9-year period between 1939 and 1948 for the above trades. Establishments in these trades reported a combined total of 455 paid employees for the workweek ended nearest November 15, 1948. This compared with a total of 359 employees reported for the week of November 15, 1939.

These preliminary figures have been derived from a Census report on Lincoln County, South Dakota, which also includes data for the City of Canton. Final figures, superseding the preliminary data for Lincoln County, will be included in a Bulletin for the State of South Dakota to be issued in several months. Similar data will be made available this year in preliminary and final form for each of the counties and States. A single copy of the preliminary release for Lincoln County as well as an order blank for other area releases may be obtained by writing to the Bureau of the Census, Washington 25, D. C.

Table 1.—CENSUS OF BUSINESS PRELIMINARY RESULTS FOR 1948, BY TRADE GROUP
LINCOLN COUNTY, S. DAK.

Trade group and kind of business	Number of establishments	1948 sales and receipts (Thousand dollars)	Active proprietors of unincorporated businesses Nov. 1948	Paid employees, workweek ended nearest Nov. 15, 1948	
				Total employees ¹	Full workweek employees
RETAIL TRADE, total.....	177	10,441	163	391	296
Food group.....	37	1,979	36	67	41
Eating and drinking places.....	24	434	25	69	53
General merchandise group, general stores	Included with "All other retail stores"				
Apparel group.....	5	230	5	12	8
Furniture-home furnishings-appliance grp	7	232	7	4	4
Automotive group.....	14	2,435	19	47	45
Gasoline service stations.....	29	1,329	29	49	37
Lumber-building-hardware group.....	34	2,722	21	92	73
Drug and proprietary stores.....	6	232	5	11	8
All other retail stores ^{2/}	21	848	16	40	27
WHOLESALE TRADE.....	22	6,466	12	47	x
SELECTED SERVICE TRADES, ^{2/} total.....	36	231	36	17	15
Personal services.....	22	74	22	5	4
All other service trades.....	14	157	14	12	11
AMUSEMENTS.....	10	340	7	38	x

x Not available.

^{1/} Includes employees paid for less than the full workweek.

^{2/} See General Description on last page for changes from the 1939 Census of Business in the coverage of Service Trades.

Table 2.—CENSUS OF BUSINESS PRELIMINARY RESULTS FOR 1948 FOR CITIES OF 2,500 INHABITANTS OR MORE

LINCOLN COUNTY, S. DAK.

(Data omitted for trade groups where necessary to avoid disclosure)

City and trade group ¹	Number of establishments	1948 sales and receipts (Thousand dollars)	Active proprietors of unincorporated businesses Nov. 1948	Paid employees, workweek ended nearest Nov. 15, 1948	
				Total employees ²	Full workweek employees
Canton:					
Retail trade.....	66	5,583	62	186	149
Selected service trades....	18	135	18	14	12
Remainder of county: ^{3/}					
Retail trade.....	111	4,858	101	205	147
Selected service trades....	18	96	18	3	3

1/ See General Description on this page for changes from the 1939 Census of Business in the coverage of Service Trades.

2/ Includes employees paid for less than the full workweek.

3/ Includes figures for establishments not located in cities of 2,500 inhabitants or more.

GENERAL DESCRIPTION OF PRELIMINARY RELEASES FOR THE 1948 CENSUS OF BUSINESS

This series of releases, of which one is planned for each county in the United States, presents preliminary results of the 1948 Census of Business. The information is based on reports submitted by business establishments for that Census. The figures shown are preliminary, and are subject to revision in the final Census publications, but the changes are expected to be relatively minor with respect to coverage. The final Census figures will be issued in a series of Business Census bulletins which will show additional detailed kind-of-business information for all places where there are a sufficient number of establishments.

The 1948 Census of Business was taken under the provision of the Act of June 19, 1948, which provides that the Business Census be taken for 1948 and for each fifth year thereafter. Previous Business Censuses were taken for the years 1929, 1933, 1935, and 1939.

Scope of the Census.—The 1948 Census of Business covered all establishments in the following trades, as defined by the Standard Industrial Classification Manual, May 1949 issue, of the Executive Office of the President: all retail trades; all wholesale trades; all service trades in the following four groups—personal services, business services, automobile repairs and services, and miscellaneous repair services; hotels; tourist courts and camps; and amusements, including motion picture theaters. Some important services not covered are radio broadcasting and television, medical and health, legal, educational, nonprofit, accounting, and domestic services.

This coverage is similar to that of the 1939 Business Census. However, "custom trades" and "services incidental to transportation," which are no longer included in the standard classification of the service trades, are not covered by the 1948 Census. In a number of localities, these exclusions as well as other changes in the standard classification may have

a considerable effect in comparing 1948 with 1939 data, particularly with respect to establishment count.


Establishment definition.—For Census purposes, a business establishment is defined to include only enterprises conducted from a recognizable place of business, provided that the annual sales were in excess of \$5,000 for a wholesale trade establishment and \$500 for establishments in other trades. A detailed analysis of coverage will be provided in future Census of Business publications.

"Number of establishments" is the number of separate business locations, rather than the number of business companies or organizations, since the Census figures represent information reported separately for each business location or establishment. The establishment count reflects the number of places in business at the end of 1948 excluding administrative and executive offices of multiunit organizations, and "chain store" warehouses.

Sales and receipts.—"1948 sales and receipts" represents sales of merchandise and receipts from repairs and other services to customers. The figures reflect deductions for returned goods and allowances, but not for trade-in allowances; they exclude sales and excise taxes collected from customers and paid directly to any taxing agency.

Proprietors.—"Active proprietors..." represents owners and partners of unincorporated businesses who devoted the major portion of their time to the business in November 1948.

Employment.—"Number of paid employees..." represents all employees on the pay roll for the pay period ending nearest November 15, 1948. "Full workweek" employees, whether regular or seasonal, are those who in the November 15 pay period were paid for working at least the number of hours typically worked in a week by employees of the reporting establishment.



1948 CENSUS OF BUSINESS

RETAIL, WHOLESALE, SERVICE TRADES

U. S. DEPARTMENT OF COMMERCE
BUREAU OF THE CENSUS

PRELIMINARY

For Release March 20, 1950

Release Series BC-1P-40-043

LYMAN COUNTY, S. DAK.

Retail and wholesale establishments located in Lyman County, South Dakota, showed a substantial expansion in dollar volume of trade from 1939 to 1948 according to preliminary figures from the 1948 Census of Business released today by the Bureau of the Census, U. S. Department of Commerce.

Retail sales in the county during 1948 aggregated \$2.9 million, an increase of 263 percent over the \$0.8 million in 1939, when the preceding Census of Business was taken. Wholesale sales in the county reached a total of \$5.6 million in 1948 as compared with \$0.7 million in 1939.

Employment in the county also rose over the 9-year period between 1939 and 1948 for the above trades. Establishments in these trades reported a combined total of 117 paid employees for the workweek ended nearest November 15, 1948. This compared with a total of 79 employees reported for the week of November 15, 1939.

These preliminary figures have been derived from a Census report on Lyman County, South Dakota. Final figures, superseding the preliminary data for Lyman County, will be included in a Bulletin for the State of South Dakota to be issued in several months. Similar data will be made available this year in preliminary and final form for each of the counties and States. A single copy of the preliminary release for Lyman County as well as an order blank for other area releases may be obtained by writing to the Bureau of the Census, Washington 25, D. C.

Table 1.—CENSUS OF BUSINESS PRELIMINARY RESULTS FOR 1948, BY TRADE GROUP

LYMAN COUNTY, S. DAK.

Trade group and kind of business	Number of establishments	1948 sales and receipts (Thousand dollars)	Active proprietors of unincorporated businesses Nov. 1948	Paid employees, workweek ended nearest Nov. 15, 1948	
				Total employees ¹	Full workweek employees
RETAIL TRADE, total.....	73	2,895	66	81	55
Food group.....	13	616	12	13	10
Eating and drinking places.....	14	191	15	21	11
Gasoline service stations.....	14	278	12	8	6
All other retail stores	32	1,810	27	39	28
WHOLESALE TRADE.....	17	5,641	14	36	x

x Not available.

1/ Includes employees paid for less than the full workweek.

GENERAL DESCRIPTION OF PRELIMINARY RELEASES FOR THE
1948 CENSUS OF BUSINESS

This series of releases, of which one is planned for each county in the United States, presents preliminary results of the 1948 Census of Business. The information is based on reports submitted by business establishments for that Census. The figures shown are preliminary, and are subject to revision in the final Census publications, but the changes are expected to be relatively minor with respect to coverage. The final Census figures will be issued in a series of Business Census bulletins which will show additional detailed kind-of-business information for all places where there are a sufficient number of establishments.

The 1948 Census of Business was taken under the provision of the Act of June 19, 1948, which provides that the Business Census be taken for 1948 and for each fifth year thereafter. Previous Business Censuses were taken for the years 1929, 1933, 1935, and 1939.

Scope of the Census.--The 1948 Census of Business covered all establishments in the following trades, as defined by the Standard Industrial Classification Manual, May 1949 issue, of the Executive Office of the President: all retail trades; all wholesale trades; all service trades in the following four groups--personal services, business services, automobile repairs and services, and miscellaneous repair services; hotels; tourist courts and camps; and amusements, including motion picture theaters. Some important services not covered are radio broadcasting and television, medical and health, legal, educational, nonprofit, accounting, and domestic services.

This coverage is similar to that of the 1939 Business Census. However, "custom trades" and "services incidental to transportation," which are no longer included in the standard classification of the service trades, are not covered by the 1948 Census. In a number of localities, these exclusions as well as other changes in the standard classification may have a considerable effect in comparing

1948 with 1939 data, particularly with respect to establishment count.

Establishment definition.--For Census purposes, a business establishment is defined to include only enterprises conducted from a recognizable place of business, provided that the annual sales were in excess of \$5,000 for a wholesale trade establishment and \$500 for establishments in other trades. A detailed analysis of coverage will be provided in future Census of Business publications.

"Number of establishments" is the number of separate business locations, rather than the number of business companies or organizations, since the Census figures represent information reported separately for each business location or establishment. The establishment count reflects the number of places in business at the end of 1948 excluding administrative and executive offices of multiunit organizations, and "chain store" warehouses.

Sales and receipts.--"1948 sales and receipts" represents sales of merchandise and receipts from repairs and other services to customers. The figures reflect deductions for returned goods and allowances, but not for trade-in allowances; they exclude sales and excise taxes collected from customers and paid directly to any taxing agency.

Proprietors.--"Active proprietors..." represents owners and partners of unincorporated businesses who devoted the major portion of their time to the business in November 1948.

Employment.--"Number of paid employees..." represents all employees on the pay roll for the pay period ending nearest November 15, 1948. "Full workweek" employees, whether regular or seasonal, are those who in the November 15 pay period were paid for working at least the number of hours typically worked in a week by employees of the reporting establishment.

1948 CENSUS OF BUSINESS

RETAIL, WHOLESALE, SERVICE TRADES

U. S. DEPARTMENT OF COMMERCE
BUREAU OF THE CENSUS

PRELIMINARY

For Release March 27, 1950

Release Series BC-1P-40-044

McCOOK COUNTY, S. DAK.

Retail, wholesale, and service establishments located in McCook County, South Dakota, showed a substantial expansion in dollar volume of trade from 1939 to 1948 according to preliminary figures from the 1948 Census of Business released today by the Bureau of the Census, U. S. Department of Commerce.

Retail sales in the county during 1948 aggregated \$6.2 million, an increase of 288 percent over the \$1.6 million in 1939, when the preceding Census of Business was taken. Wholesale sales in the county reached a total of \$6.2 million in 1948 as compared with \$0.9 million in 1939. The service trades included in the Census of Business recorded receipts totaling \$87,000 in 1948 compared with \$51,000 in 1939.

Employment in the county also rose over the 9-year period between 1939 and 1948 for the above trades. Establishments in these trades reported a combined total of 348 paid employees for the workweek ended nearest November 15, 1948. This compared with a total of 223 employees reported for the week of November 15, 1939.

These preliminary figures have been derived from a Census report on McCook County, South Dakota. Final figures, superseding the preliminary data for McCook County, will be included in a Bulletin for the State of South Dakota to be issued in several months. Similar data will be made available this year in preliminary and final form for each of the counties and States. A single copy of the preliminary release for McCook County as well as an order blank for other area releases may be obtained by writing to the Bureau of the Census, Washington 25, D. C.

Table 1.—CENSUS OF BUSINESS PRELIMINARY RESULTS FOR 1948, BY TRADE GROUP
McCOOK COUNTY, S. DAK.

Trade group and kind of business	Number of establishments	1948 sales and receipts (Thousand dollars)	Active proprietors of unincorporated businesses Nov. 1948	Paid employees, workweek ended nearest Nov. 15, 1948	
				Total employees ¹	Full workweek employees
RETAIL TRADE, total.....	137	6,184	141	278	198
Food group.....	16	794	21	28	25
Eating and drinking places.....	23	630	22	62	41
Gasoline service stations.....	18	504	19	12	9
All other retail stores.....	80	4,256	79	176	123
WHOLESALE TRADE.....	29	6,162	18	67	x
SELECTED SERVICE TRADES, ^{2/} total..	24	87	25	3	3
Personal services.....	14	46	14	1	1
All other service trades.....	10	41	11	2	2
AMUSEMENTS.....	6	62	9	13	x

x Not available.

^{1/} Includes employees paid for less than the full workweek.

^{2/} See General Description on last page for changes from the 1939 Census of Business in the coverage of Service Trades.

GENERAL DESCRIPTION OF PRELIMINARY RELEASES FOR THE
1948 CENSUS OF BUSINESS

This series of releases, of which one is planned for each county in the United States, presents preliminary results of the 1948 Census of Business. The information is based on reports submitted by business establishments for that Census. The figures shown are preliminary, and are subject to revision in the final Census publications, but the changes are expected to be relatively minor with respect to coverage. The final Census figures will be issued in a series of Business Census bulletins which will show additional detailed kind-of-business information for all places where there are a sufficient number of establishments.

The 1948 Census of Business was taken under the provision of the Act of June 19, 1948, which provides that the Business Census be taken for 1948 and for each fifth year thereafter. Previous Business Censuses were taken for the years 1929, 1933, 1935, and 1939.

Scope of the Census.—The 1948 Census of Business covered all establishments in the following trades, as defined by the Standard Industrial Classification Manual, May 1949 issue, of the Executive Office of the President: all retail trades; all wholesale trades; all service trades in the following four groups—personal services, business services, automobile repairs and services, and miscellaneous repair services; hotels; tourist courts and camps; and amusements, including motion picture theaters. Some important services not covered are radio broadcasting and television, medical and health, legal, educational, nonprofit, accounting, and domestic services.

This coverage is similar to that of the 1939 Business Census. However, "custom trades" and "services incidental to transportation," which are no longer included in the standard classification of the service trades, are not covered by the 1948 Census. In a number of localities, these exclusions as well as other changes in the standard classification may have a considerable effect in comparing

1948 with 1939 data, particularly with respect to establishment count.

Establishment definition.—For Census purposes, a business establishment is defined to include only enterprises conducted from a recognizable place of business, provided that the annual sales were in excess of \$5,000 for a wholesale trade establishment and \$500 for establishments in other trades. A detailed analysis of coverage will be provided in future Census of Business publications.

"Number of establishments" is the number of separate business locations, rather than the number of business companies or organizations, since the Census figures represent information reported separately for each business location or establishment. The establishment count reflects the number of places in business at the end of 1948 excluding administrative and executive offices of multiunit organizations, and "chain store" warehouses.

Sales and receipts.—"1948 sales and receipts" represents sales of merchandise and receipts from repairs and other services to customers. The figures reflect deductions for returned goods and allowances, but not for trade-in allowances; they exclude sales and excise taxes collected from customers and paid directly to any taxing agency.

Proprietors.—"Active proprietors..." represents owners and partners of unincorporated businesses who devoted the major portion of their time to the business in November 1948.

Employment.—"Number of paid employees..." represents all employees on the pay roll for the pay period ending nearest November 15, 1948. "Full workweek" employees, whether regular or seasonal, are those who in the November 15 pay period were paid for working at least the number of hours typically worked in a week by employees of the reporting establishment.

1948 CENSUS OF BUSINESS

RETAIL, WHOLESALE, SERVICE TRADES

U. S. DEPARTMENT OF COMMERCE
BUREAU OF THE CENSUS

PRELIMINARY

For Release March 22, 1950

Release Series BC-1P-40-045

McPHERSON COUNTY, S. DAK.

Retail, wholesale, and service establishments located in McPherson County, South Dakota, showed a substantial expansion in dollar volume of trade from 1939 to 1948 according to preliminary figures from the 1948 Census of Business released today by the Bureau of the Census, U. S. Department of Commerce.

Retail sales in the county during 1948 aggregated \$5.1 million, an increase of 410 percent over the \$1.0 million in 1939, when the preceding Census of Business was taken. Wholesale sales in the county reached a total of \$7.5 million in 1948 as compared with \$0.8 million in 1939. The service trades included in the Census of Business recorded receipts totaling \$117,000 in 1948 compared with \$25,000 in 1939.

Employment in the county also rose over the 9-year period between 1939 and 1948 for the above trades. Establishments in these trades reported a combined total of 261 paid employees for the workweek ended nearest November 15, 1948. This compared with a total of 133 employees reported for the week of November 15, 1939.

These preliminary figures have been derived from a Census report on McPherson County, South Dakota. Final figures, superseding the preliminary data for McPherson County, will be included in a Bulletin for the State of South Dakota to be issued in several months. Similar data will be made available this year in preliminary and final form for each of the counties and States. A single copy of the preliminary release for McPherson County as well as an order blank for other area releases may be obtained by writing to the Bureau of the Census, Washington 25, D. C.

Table 1.—CENSUS OF BUSINESS PRELIMINARY RESULTS FOR 1948, BY TRADE GROUP

McPHERSON COUNTY, S. DAK.

Trade group and kind of business	Number of establishments	1948 sales and receipts (Thousand dollars)	Active proprietors of unincorporated businesses Nov. 1948	Paid employees, workweek ended nearest Nov. 15, 1948	
				Total employees ¹	Full workweek employees
RETAIL TRADE, total.....	89	5,077	89	196	154
Food group.....	12	719	14	22	17
Eating and drinking places.....	14	281	16	24	14
Gasoline service stations.....	10	394	11	8	7
All other retail stores.....	52	3,683	48	142	116
WHOLESALE TRADE.....	28	7,534	17	58	x
SELECTED SERVICE TRADES,^{2/} total..	20	117	22	7	7
Personal services.....	8	46	9	3	3
All other service trades.....	12	71	13	4	4

x Not available.

^{1/} Includes employees paid for less than the full workweek.

^{2/} See General Description on last page for changes from the 1939 Census of Business in the coverage of Service Trades.

GENERAL DESCRIPTION OF PRELIMINARY RELEASES FOR THE
1948 CENSUS OF BUSINESS

This series of releases, of which one is planned for each county in the United States, presents preliminary results of the 1948 Census of Business. The information is based on reports submitted by business establishments for that Census. The figures shown are preliminary, and are subject to revision in the final Census publications, but the changes are expected to be relatively minor with respect to coverage. The final Census figures will be issued in a series of Business Census bulletins which will show additional detailed kind-of-business information for all places where there are a sufficient number of establishments.

The 1948 Census of Business was taken under the provision of the Act of June 19, 1948, which provides that the Business Census be taken for 1948 and for each fifth year thereafter. Previous Business Censuses were taken for the years 1929, 1933, 1935, and 1939.

Scope of the Census.—The 1948 Census of Business covered all establishments in the following trades, as defined by the Standard Industrial Classification Manual, May 1949 issue, of the Executive Office of the President: all retail trades; all wholesale trades; all service trades in the following four groups—personal services, business services, automobile repairs and services, and miscellaneous repair services; hotels; tourist courts and camps; and amusements, including motion picture theaters. Some important services not covered are radio broadcasting and television, medical and health, legal, educational, nonprofit, accounting, and domestic services.

This coverage is similar to that of the 1939 Business Census. However, "custom trades" and "services incidental to transportation," which are no longer included in the standard classification of the service trades, are not covered by the 1948 Census. In a number of localities, these exclusions as well as other changes in the standard classification may have a considerable effect in comparing

1948 with 1939 data, particularly with respect to establishment count.

Establishment definition.—For Census purposes, a business establishment is defined to include only enterprises conducted from a recognizable place of business, provided that the annual sales were in excess of \$5,000 for a wholesale trade establishment and \$500 for establishments in other trades. A detailed analysis of coverage will be provided in future Census of Business publications.

"Number of establishments" is the number of separate business locations, rather than the number of business companies or organizations, since the Census figures represent information reported separately for each business location or establishment. The establishment count reflects the number of places in business at the end of 1948 excluding administrative and executive offices of multiunit organizations, and "chain store" warehouses.

Sales and receipts.—"1948 sales and receipts" represents sales of merchandise and receipts from repairs and other services to customers. The figures reflect deductions for returned goods and allowances, but not for trade-in allowances; they exclude sales and excise taxes collected from customers and paid directly to any taxing agency.

Proprietors.—"Active proprietors..." represents owners and partners of unincorporated businesses who devoted the major portion of their time to the business in November 1948.

Employment.—"Number of paid employees..." represents all employees on the pay roll for the pay period ending nearest November 15, 1948. "Full workweek" employees, whether regular or seasonal, are those who in the November 15 pay period were paid for working at least the number of hours typically worked in a week by employees of the reporting establishment.

1948 CENSUS OF BUSINESS

RETAIL, WHOLESALE, SERVICE TRADES

U. S. DEPARTMENT OF COMMERCE
BUREAU OF THE CENSUS

PRELIMINARY

For Release March 20, 1950

Release Series BC-1P-40-046

MARSHALL COUNTY, S. DAK.

Retail and wholesale establishments located in Marshall County, South Dakota, showed a substantial expansion in dollar volume of trade from 1939 to 1948 according to preliminary figures from the 1948 Census of Business released today by the Bureau of the Census, U. S. Department of Commerce.

Retail sales in the county during 1948 aggregated \$6.7 million, an increase of 219 percent over the \$2.1 million in 1939, when the preceding Census of Business was taken. Wholesale sales in the county reached a total of \$5.5 million in 1948 as compared with \$1.3 million in 1939.

Employment in the county also rose over the 9-year period between 1939 and 1948 for the above trades. Establishments in these trades reported a combined total of 305 paid employees for the workweek ended nearest November 15, 1948. This compared with a total of 232 employees reported for the week of November 15, 1939.

These preliminary figures have been derived from a Census report on Marshall County, South Dakota. Final figures, superseding the preliminary data for Marshall County, will be included in a Bulletin for the State of South Dakota to be issued in several months. Similar data will be made available this year in preliminary and final form for each of the counties and States. A single copy of the preliminary release for Marshall County as well as an order blank for other area releases may be obtained by writing to the Bureau of the Census, Washington 25, D. C.

Table 1.—CENSUS OF BUSINESS PRELIMINARY RESULTS FOR 1948, BY TRADE GROUP

MARSHALL COUNTY, S. DAK.

Trade group and kind of business	Number of establishments	1948 sales and receipts (Thousand dollars)	Active proprietors of unincorporated businesses Nov. 1948	Paid employees, workweek ended nearest Nov. 15, 1948	
				Total employees ¹	Full workweek employees
RETAIL TRADE, total.....	122	6,707	118	258	211
Food group.....	21	1,196	21	47	36
Eating and drinking places.....	25	373	26	37	32
Gasoline service stations.....	25	781	26	28	26
All other retail stores.....	51	4,357	45	146	117
WHOLESALE TRADE.....	27	5,488	14	47	x

x Not available.

¹/ Includes employees paid for less than the full workweek.

GENERAL DESCRIPTION OF PRELIMINARY RELEASES FOR THE
1948 CENSUS OF BUSINESS

This series of releases, of which one is planned for each county in the United States, presents preliminary results of the 1948 Census of Business. The information is based on reports submitted by business establishments for that Census. The figures shown are preliminary, and are subject to revision in the final Census publications, but the changes are expected to be relatively minor with respect to coverage. The final Census figures will be issued in a series of Business Census bulletins which will show additional detailed kind-of-business information for all places where there are a sufficient number of establishments.

The 1948 Census of Business was taken under the provision of the Act of June 19, 1948, which provides that the Business Census be taken for 1948 and for each fifth year thereafter. Previous Business Censuses were taken for the years 1929, 1933, 1935, and 1939.

Scope of the Census.—The 1948 Census of Business covered all establishments in the following trades, as defined by the Standard Industrial Classification Manual, May 1949 issue, of the Executive Office of the President: all retail trades; all wholesale trades; all service trades in the following four groups—personal services, business services, automobile repairs and services, and miscellaneous repair services; hotels; tourist courts and camps; and amusements, including motion picture theaters. Some important services not covered are radio broadcasting and television, medical and health, legal, educational, nonprofit, accounting, and domestic services.

This coverage is similar to that of the 1939 Business Census. However, "custom trades" and "services incidental to transportation," which are no longer included in the standard classification of the service trades, are not covered by the 1948 Census. In a number of localities, these exclusions as well as other changes in the standard classification may have a considerable effect in comparing

1948 with 1939 data, particularly with respect to establishment count.

Establishment definition.—For Census purposes, a business establishment is defined to include only enterprises conducted from a recognizable place of business, provided that the annual sales were in excess of \$5,000 for a wholesale trade establishment and \$500 for establishments in other trades. A detailed analysis of coverage will be provided in future Census of Business publications.

"Number of establishments" is the number of separate business locations, rather than the number of business companies or organizations, since the Census figures represent information reported separately for each business location or establishment. The establishment count reflects the number of places in business at the end of 1948 excluding administrative and executive offices of multiunit organizations, and "chain store" warehouses.

Sales and receipts.—"1948 sales and receipts" represents sales of merchandise and receipts from repairs and other services to customers. The figures reflect deductions for returned goods and allowances, but not for trade-in allowances; they exclude sales and excise taxes collected from customers and paid directly to any taxing agency.

Proprietors.—"Active proprietors..." represents owners and partners of unincorporated businesses who devoted the major portion of their time to the business in November 1948.

Employment.—"Number of paid employees..." represents all employees on the pay roll for the pay period ending nearest November 15, 1948. "Full workweek" employees, whether regular or seasonal, are those who in the November 15 pay period were paid for working at least the number of hours typically worked in a week by employees of the reporting establishment.

1948 CENSUS OF BUSINESS

RETAIL, WHOLESALE, SERVICE TRADES

U. S. DEPARTMENT OF COMMERCE
BUREAU OF THE CENSUS

PRELIMINARY

For Release March 27, 1950

Release Series BC-1P-40-047

MEADE COUNTY, S. DAK.

Retail and service establishments located in Meade County, South Dakota, showed a substantial expansion in dollar volume of trade from 1939 to 1948 according to preliminary figures from the 1948 Census of Business released today by the Bureau of the Census, U. S. Department of Commerce.

Retail sales in the county during 1948 aggregated \$7.0 million, an increase of 233 percent over the \$2.1 million in 1939, when the preceding Census of Business was taken. The service trades included in the Census of Business recorded receipts totaling \$226,000 in 1948 compared with \$146,000 in 1939.

Employment in the county also rose over the 9-year period between 1939 and 1948 for the above trades. Establishments in these trades reported a combined total of 369 paid employees for the workweek ended nearest November 15, 1948. This compared with a total of 235 employees reported for the week of November 15, 1939.

These preliminary figures have been derived from a Census report on Meade County, South Dakota, which also includes data for the city of Sturgis. Final figures, superseding the preliminary data for Meade County, will be included in a Bulletin for the State of South Dakota to be issued in several months. Similar data will be made available this year in preliminary and final form for each of the counties and States. A single copy of the preliminary release for Meade County as well as an order blank for other area releases may be obtained by writing to the Bureau of the Census, Washington 25, D. C.

Table 1.—CENSUS OF BUSINESS PRELIMINARY RESULTS FOR 1948, BY TRADE GROUP
MEADE COUNTY, S. DAK.

Trade group and kind of business	Number of establishments	1948 sales and receipts (Thousand dollars)	Active proprietors of unincorporated businesses Nov. 1948	Paid employees, workweek ended nearest Nov. 15, 1948	
				Total employees ¹	Full workweek employees
RETAIL TRADE, total.....	144	6,976	142	334	257
Food group.....	35	1,927	35	63	46
Eating and drinking places....	27	468	25	97	78
Gasoline service stations.....	23	742	23	23	19
All other retail stores.....	59	3,839	59	151	114
SELECTED SERVICE TRADES, ^{2/} total.	25	226	26	35	34
Personal services.....	16	120	18	25	24
All other service trades.....	9	106	8	10	10
TOURIST COURTS AND CAMPS.....	7	16	5	-	-
AMUSEMENTS.....	7	83	4	18	x

x Not available.

^{1/} Includes employees paid for less than the full workweek.

^{2/} See General Description on last page for changes from the 1939 Census of Business in the coverage of Service Trades.

Table 2.—CENSUS OF BUSINESS PRELIMINARY RESULTS FOR 1948 FOR CITIES OF 2,500 INHABITANTS OR MORE

MEADE COUNTY, S. DAK.

(Data omitted for trade groups where necessary to avoid disclosure)

City and trade group	Number of establishments	1948 sales and receipts (Thousand dollars)	Active proprietors of unincorporated businesses Nov. 1948	Paid employees, workweek ended nearest Nov. 15, 1948	
				Total employees ^{1/}	Full workweek employees
Sturgis:					
Retail trade.....	86	5,008	81	271	204
Remainder of county:					
Retail trade.....	58	1,968	61	63	53

^{1/} Includes employees paid for less than the full workweek.

GENERAL DESCRIPTION OF PRELIMINARY RELEASES FOR THE 1948 CENSUS OF BUSINESS

This series of releases, of which one is planned for each county in the United States, presents preliminary results of the 1948 Census of Business. The information is based on reports submitted by business establishments for that Census. The figures shown are preliminary, and are subject to revision in the final Census publications, but the changes are expected to be relatively minor with respect to coverage. The final Census figures will be issued in a series of Business Census bulletins which will show additional detailed kind-of-business information for all places where there are a sufficient number of establishments.

The 1948 Census of Business was taken under the provision of the Act of June 19, 1948, which provides that the Business Census be taken for 1948 and for each fifth year thereafter. Previous Business Censuses were taken for the years 1929, 1933, 1935, and 1939.

Scope of the Census.—The 1948 Census of Business covered all establishments in the following trades, as defined by the Standard Industrial Classification Manual, May 1949 issue, of the Executive Office of the President: all retail trades; all wholesale trades; all service trades in the following four groups—personal services, business services, automobile repairs and services, and miscellaneous repair services; hotels; tourist courts and camps; and amusements, including motion picture theaters. Some important services not covered are radio broadcasting and television, medical and health, legal, educational, nonprofit, accounting, and domestic services.

This coverage is similar to that of the 1939 Business Census. However, "custom trades" and "services incidental to transportation," which are no longer included in the standard classification of the service trades, are not covered by the 1948 Census. In a number of localities, these exclusions as well as other changes in the standard classification may have

a considerable effect in comparing 1948 with 1939 data, particularly with respect to establishment count.

Establishment definition.—For Census purposes, a business establishment is defined to include only enterprises conducted from a recognizable place of business, provided that the annual sales were in excess of \$5,000 for a wholesale trade establishment and \$500 for establishments in other trades. A detailed analysis of coverage will be provided in future Census of Business publications.

"Number of establishments" is the number of separate business locations, rather than the number of business companies or organizations, since the Census figures represent information reported separately for each business location or establishment. The establishment count reflects the number of places in business at the end of 1948 excluding administrative and executive offices of multiunit organizations, and "chain store" warehouses.

Sales and receipts.—"1948 sales and receipts" represents sales of merchandise and receipts from repairs and other services to customers. The figures reflect deductions for returned goods and allowances, but not for trade-in allowances; they exclude sales and excise taxes collected from customers and paid directly to any taxing agency.

Proprietors.—"Active proprietors..." represents owners and partners of unincorporated businesses who devoted the major portion of their time to the business in November 1948.

Employment.—"Number of paid employees..." represents all employees on the pay roll for the pay period ending nearest November 15, 1948. "Full workweek" employees, whether regular or seasonal, are those who in the November 15 pay period were paid for working at least the number of hours typically worked in a week by employees of the reporting establishment.

1948 CENSUS OF BUSINESS

RETAIL, WHOLESALE, SERVICE TRADES

U. S. DEPARTMENT OF COMMERCE
BUREAU OF THE CENSUS

PRELIMINARY

For Release March 20, 1950

Release Series BC-1P-40-048

MELLETTTE COUNTY, S. DAK.

Retail and wholesale establishments located in Mellette County, South Dakota, showed a substantial expansion in dollar volume of trade from 1939 to 1948 according to preliminary figures from the 1948 Census of Business released today by the Bureau of the Census, U. S. Department of Commerce.

Retail sales in the county during 1948 aggregated \$1.1 million, an increase of 175 percent over the \$0.4 million in 1939, when the preceding Census of Business was taken. Wholesale sales in the county reached a total of \$1.2 million in 1948 as compared with \$0.2 million in 1939.

Employment in the county also rose over the 9-year period between 1939 and 1948 for the above trades. Establishments in these trades reported a combined total of 60 paid employees for the workweek ended nearest November 15, 1948. This compared with a total of 46 employees reported for the week of November 15, 1939.

These preliminary figures have been derived from a Census report on Mellette County, South Dakota. Final figures, superseding the preliminary data for Mellette County, will be included in a Bulletin for the State of South Dakota to be issued in several months. Similar data will be made available this year in preliminary and final form for each of the counties and States. A single copy of the preliminary release for Mellette County as well as an order blank for other area releases may be obtained by writing to the Bureau of the Census, Washington 25, D. C.

Table 1.—CENSUS OF BUSINESS PRELIMINARY RESULTS FOR 1948, BY TRADE GROUP
MELLETTTE COUNTY, S. DAK.

Trade group and kind of business	Number of establishments	1948 sales and receipts (Thousand dollars)	Active proprietors of unincorporated businesses Nov. 1948	Paid employees, workweek ended nearest Nov. 15, 1948	
				Total employees ¹	Full workweek employees
RETAIL TRADE, total.....	44	1,118	40	45	22
Food group.....	8	216	7	7	5
Eating and drinking places.....	9	105	9	16	3
Gasoline service stations.....	7	158	7	1	1
All other retail stores.....	20	639	17	21	13
WHOLESALE TRADE.....	8	1,239	6	15	x

x Not available.

¹/ Includes employees paid for less than the full workweek.

GENERAL DESCRIPTION OF PRELIMINARY RELEASES FOR THE
1948 CENSUS OF BUSINESS

This series of releases, of which one is planned for each county in the United States, presents preliminary results of the 1948 Census of Business. The information is based on reports submitted by business establishments for that Census. The figures shown are preliminary, and are subject to revision in the final Census publications, but the changes are expected to be relatively minor with respect to coverage. The final Census figures will be issued in a series of Business Census bulletins which will show additional detailed kind-of-business information for all places where there are a sufficient number of establishments.

The 1948 Census of Business was taken under the provision of the Act of June 19, 1948, which provides that the Business Census be taken for 1948 and for each fifth year thereafter. Previous Business Censuses were taken for the years 1929, 1933, 1935, and 1939.

Scope of the Census.—The 1948 Census of Business covered all establishments in the following trades, as defined by the Standard Industrial Classification Manual, May 1949 issue, of the Executive Office of the President: all retail trades; all wholesale trades; all service trades in the following four groups—personal services, business services, automobile repairs and services, and miscellaneous repair services; hotels; tourist courts and camps; and amusements, including motion picture theaters. Some important services not covered are radio broadcasting and television, medical and health, legal, educational, nonprofit, accounting, and domestic services.

This coverage is similar to that of the 1939 Business Census. However, "custom trades" and "services incidental to transportation," which are no longer included in the standard classification of the service trades, are not covered by the 1948 Census. In a number of localities, these exclusions as well as other changes in the standard classification may have a considerable effect in comparing

1948 with 1939 data, particularly with respect to establishment count.

Establishment definition.—For Census purposes, a business establishment is defined to include only enterprises conducted from a recognizable place of business, provided that the annual sales were in excess of \$5,000 for a wholesale trade establishment and \$500 for establishments in other trades. A detailed analysis of coverage will be provided in future Census of Business publications.

"Number of establishments" is the number of separate business locations, rather than the number of business companies or organizations, since the Census figures represent information reported separately for each business location or establishment. The establishment count reflects the number of places in business at the end of 1948 excluding administrative and executive offices of multiunit organizations, and "chain store" warehouses.

Sales and receipts.—"1948 sales and receipts" represents sales of merchandise and receipts from repairs and other services to customers. The figures reflect deductions for returned goods and allowances, but not for trade-in allowances; they exclude sales and excise taxes collected from customers and paid directly to any taxing agency.

Proprietors.—"Active proprietors..." represents owners and partners of unincorporated businesses who devoted the major portion of their time to the business in November 1948.

Employment.—"Number of paid employees..." represents all employees on the pay roll for the pay period ending nearest November 15, 1948. "Full workweek" employees, whether regular or seasonal, are those who in the November 15 pay period were paid for working at least the number of hours typically worked in a week by employees of the reporting establishment.

1948 CENSUS OF BUSINESS

RETAIL, WHOLESALE, SERVICE TRADES

U. S. DEPARTMENT OF COMMERCE
BUREAU OF THE CENSUS

PRELIMINARY

For Release March 20, 1950

Release Series BC-1P-40-049

MINER COUNTY, S. DAK.

Retail, wholesale, and service establishments located in Miner County, South Dakota, showed a substantial expansion in dollar volume of trade from 1939 to 1948 according to preliminary figures from the 1948 Census of Business released today by the Bureau of the Census, U. S. Department of Commerce.

Retail sales in the county during 1948 aggregated \$4.8 million, an increase of 336 percent over the \$1.1 million in 1939, when the preceding Census of Business was taken. Wholesale sales in the county reached a total of \$4.7 million in 1948 as compared with \$1.0 million in 1939. The service trades included in the Census of Business recorded receipts totaling \$111,000 in 1948 compared with \$65,000 in 1939.

Employment in the county also rose over the 9-year period between 1939 and 1948 for the above trades. Establishments in these trades reported a combined total of 243 paid employees for the workweek ended nearest November 15, 1948. This compared with a total of 137 employees reported for the week of November 15, 1939.

These preliminary figures have been derived from a Census report on Miner County, Idaho. Final figures, superseding the preliminary data for Miner County, will be included in a Bulletin for the State of Idaho to be issued in several months. Similar data will be made available this year in preliminary and final form for each of the counties and States. A single copy of the preliminary release for Miner County as well as an order blank for other area releases may be obtained by writing to the Bureau of the Census, Washington 25, D. C.

Table 1.—CENSUS OF BUSINESS PRELIMINARY RESULTS FOR 1948, BY TRADE GROUP
MINER COUNTY, S. DAK.

Trade group and kind of business	Number of establishments	1948 sales and receipts (Thousand dollars)	Active proprietors of unincorporated businesses Nov. 1948	Paid employees, workweek ended nearest Nov. 15, 1948	
				Total employees ¹	Full workweek employees
RETAIL TRADE, total.....	102	4,760	107	201	141
Food group.....	18	780	21	33	17
Eating and drinking places.....	15	260	15	42	30
Gasoline service stations.....	13	328	15	15	8
All other retail stores.....	56	3,392	56	111	86
WHOLESALE TRADE.....	24	4,665	17	34	x
SELECTED SERVICE TRADES,^{2/} total.	24	111	23	8	8
Personal services.....	12	65	11	4	4
All other service trades.....	12	46	12	4	4

x Not available.

^{1/} Includes employees paid for less than the full workweek.

^{2/} See General Description on last page for changes from the 1939 Census of Business in the coverage of Service Trades.

GENERAL DESCRIPTION OF PRELIMINARY RELEASES FOR THE
1948 CENSUS OF BUSINESS

This series of releases, of which one is planned for each county in the United States, presents preliminary results of the 1948 Census of Business. The information is based on reports submitted by business establishments for that Census. The figures shown are preliminary, and are subject to revision in the final Census publications, but the changes are expected to be relatively minor with respect to coverage. The final Census figures will be issued in a series of Business Census bulletins which will show additional detailed kind-of-business information for all places where there are a sufficient number of establishments.

The 1948 Census of Business was taken under the provision of the Act of June 19, 1948, which provides that the Business Census be taken for 1948 and for each fifth year thereafter. Previous Business Censuses were taken for the years 1920, 1933, 1935, and 1939.

Scope of the Census.—The 1948 Census of Business covered all establishments in the following trades, as defined by the Standard Industrial Classification Manual, May 1949 issue, of the Executive Office of the President: all retail trades; all wholesale trades; all service trades in the following four groups—personal services, business services, automobile repairs and services, and miscellaneous repair services; hotels; tourist courts and camps; and amusements, including motion picture theaters. Some important services not covered are radio broadcasting and television, medical and health, legal, educational, nonprofit, accounting, and domestic services.

This coverage is similar to that of the 1939 Business Census. However, "custom trades" and "services incidental to transportation," which are no longer included in the standard classification of the service trades, are not covered by the 1948 Census. In a number of localities, these exclusions as well as other changes in the standard classification may have a considerable effect in comparing

1948 with 1939 data, particularly with respect to establishment count.

Establishment definition.—For Census purposes, a business establishment is defined to include only enterprises conducted from a recognizable place of business, provided that the annual sales were in excess of \$5,000 for a wholesale trade establishment and \$500 for establishments in other trades. A detailed analysis of coverage will be provided in future Census of Business publications.

"Number of establishments" is the number of separate business locations, rather than the number of business companies or organizations, since the Census figures represent information reported separately for each business location or establishment. The establishment count reflects the number of places in business at the end of 1948 excluding administrative and executive offices of multiunit organizations, and "chain store" warehouses.

Sales and receipts.—"1948 sales and receipts" represents sales of merchandise and receipts from repairs and other services to customers. The figures reflect deductions for returned goods and allowances, but not for trade-in allowances; they exclude sales and excise taxes collected from customers and paid directly to any taxing agency.

Proprietors.—"Active proprietors..." represents owners and partners of unincorporated businesses who devoted the major portion of their time to the business in November 1948.

Employment.—"Number of paid employees..." represents all employees on the pay roll for the pay period ending nearest November 15, 1948. "Full workweek" employees, whether regular or seasonal, are those who in the November 15 pay period were paid for working at least the number of hours typically worked in a week by employees of the reporting establishment.

1948 CENSUS OF BUSINESS

RETAIL, WHOLESALE, SERVICE TRADES

U. S. DEPARTMENT OF COMMERCE
BUREAU OF THE CENSUS

PRELIMINARY

For Release April 3, 1950

Release Series BC-1P-40-050

MINNEHAHA COUNTY, S. DAK.

Retail, wholesale, and service establishments located in Minnehaha County, South Dakota, showed a substantial expansion in dollar volume of trade from 1939 to 1948 according to preliminary figures from the 1948 Census of Business released today by the Bureau of the Census, U. S. Department of Commerce.

Retail sales in the county during 1948 aggregated \$86.3 million, an increase of 231 percent over the \$26.1 million sales in 1939, when the preceding Census of Business was taken. Wholesale sales volume in the county showed a 473 percent rise over the same period, reaching a total of \$252.9 million in 1948 as compared with \$44.1 million in 1939. The service trades included in the Census of Business reported receipts totaling \$4.0 million in 1948 compared with \$1.4 million in 1939.

Employment in the county also rose over the 9-year period between 1939 and 1948 for the trades covered by the Census of Business. Retail trade establishments reported 4,819 paid employees for the workweek ended nearest November 15, 1948. Of these, 3,708 worked the full week, and the remainder part of the week. The comparable figures for 1939 were 3,172 and 2,596. Wholesale trade establishments reported a total of 2,623 full- and part-week employees for the week of November 15, 1948, compared with 1,274 for the same week in 1939. For the selected service trades, November 15, 1948, paid employees numbered 683; the comparable figures for 1939, adjusted for change in scope between the two Censuses, was 486.

These preliminary figures have been derived from a Census report on Minnehaha County, South Dakota. The report also contains data for the city of Sioux Falls.

Final figures, superseding the preliminary data for Minnehaha County, will be included in a Bulletin for the State of South Dakota to be issued in several months. Similar data will be made available this year in preliminary and final form for each of the counties and States. A single copy of the preliminary release for Minnehaha County as well as an order blank for other area releases may be obtained by writing to the Bureau of the Census, Washington 25, D. C.

Table 1.—CENSUS OF BUSINESS PRELIMINARY RESULTS FOR 1948, BY TRADE GROUP
MINNEHAHA COUNTY, S. DAK.

Trade group and kind of business	Number of establishments	1948 sales and receipts (Thousand dollars)	Active proprietors of unincorporated businesses Nov. 1948	Paid employees, workweek ended nearest Nov. 15, 1948	
				Total employees ¹	Full workweek employees
RETAIL TRADE, total.....	813	86,305	721	4,819	3,708
Food group.....	168	14,572	165	628	361
Eating and drinking places.....	165	5,394	167	817	707
General merchandise grp, general stores.	17	12,989	7	1,156	749
Apparel group.....	45	5,105	34	259	210
Furniture-home furnishgs-appliance grp.	31	4,742	23	256	229
Automotive group.....	50	18,241	33	616	595
Gasoline service stations.....	94	3,718	94	171	124
Lumber-building-hardware group.....	100	12,138	72	432	374
Drug and proprietary stores.....	26	2,519	19	157	82
All other retail stores.....	117	6,887	107	327	277
WHOLESALE TRADE, total.....	189	252,871	99	2,623	x
Merchant wholesalers.....	102	97,897	62	2,037	x
Groceries, foods.....	14	14,005	8	342	x
Hardware, elec'l, plum'g and heating.	12	17,708	1	327	x
Mach'y, equip't, industrial supplies..	17	16,071	8	331	x
Automotive parts, accessories.....	12	7,153	6	262	x
All other merchant wholesalers.....	47	42,960	39	775	x
Manufact'rs' sales branches, offices...	20	20,827	-	287	x
Petroleum bulk plants, terminals.....	31	7,902	23	139	x
Other wholesale.....	36	126,245	14	160	x
SELECTED SERVICE TRADES, ^{2/} total.....	236	4,046	233	683	605
Personal services.....	138	2,278	129	474	434
Business services.....	21	451	20	84	58
Automotive repairs and services.....	50	698	58	65	58
Other repair services.....	27	619	26	60	55
AMUSEMENTS.....	38	1,446	28	267	x

x Not available.

^{1/} Includes employees paid for less than the full workweek.

^{2/} See General Description on last page for changes from the 1939 Census of Business in the coverage of Service Trades.

Table 2.—CENSUS OF BUSINESS PRELIMINARY RESULTS FOR 1948 FOR CITIES OF 2,500 INHABITANTS OR MORE

MINNEHAHA COUNTY, S. DAK.

(Data omitted for trade groups where necessary to avoid disclosure)

City and trade group ¹	Number of establishments	1948 sales and receipts (Thousand dollars)	Active proprietors of unincorporated businesses Nov. 1948	Paid employees, workweek ended nearest Nov. 15, 1948	
				Total employees ²	Full workweek employees
Sioux Falls:					
Retail trade.....	586	75,748	487	4,402	3,408
Wholesale trade.....	144	235,621	71	2,413	x
Selected service trades.....	189	3,738	184	651	578
Amusements.....	24	1,298	13	226	x
Remainder of county:					
Retail trade.....	227	10,557	234	417	300
Wholesale trade.....	45	17,250	28	210	x
Selected service trades.....	47	308	49	32	27
Amusements.....	14	148	15	41	x

x Not available.

1/ See General Description on this page for changes from the 1939 Census of Business in the coverage of Service Trades.

2/ Includes employees paid for less than the full workweek.

GENERAL DESCRIPTION OF PRELIMINARY RELEASES FOR THE 1948 CENSUS OF BUSINESS

This series of releases, of which one is planned for each county in the United States, presents preliminary results of the 1948 Census of Business. The information is based on reports submitted by business establishments for that Census. The figures shown are preliminary, and are subject to revision in the final Census publications, but the changes are expected to be relatively minor with respect to coverage. The final Census figures will be issued in a series of Business Census bulletins which will show additional detailed kind-of-business information for all places where there are a sufficient number of establishments.

The 1948 Census of Business was taken under the provision of the Act of June 19, 1948, which provides that the Business Census be taken for 1948 and for each fifth year thereafter. Previous Business Censuses were taken for the years 1929, 1933, 1935, and 1939.

Scope of the Census.—The 1948 Census of Business covered all establishments in the following trades, as defined by the Standard Industrial Classification Manual, May 1949 issue, of the Executive Office of the President: all retail trades; all wholesale trades; all service trades in the following four groups—personal services, business services, automobile repairs and services, and miscellaneous repair services; hotels; tourist courts and camps; and amusements, including motion picture theaters. Some important services not covered are radio broadcasting and television, medical and health, legal, educational, nonprofit, accounting, and domestic services.

This coverage is similar to that of the 1939 Business Census. However, "custom trades" and "services incidental to transportation," which are no longer included in the standard classification of the service trades, are not covered by the 1948 Census. In a number of localities, these exclusions as well as

other changes in the standard classification may have a considerable effect in comparing 1948 with 1939 data, particularly with respect to establishment count.


Establishment definition.—For Census purposes, a business establishment is defined to include only enterprises conducted from a recognizable place of business, provided that the annual sales were in excess of \$5,000 for a wholesale trade establishment and \$500 for establishments in other trades. A detailed analysis of coverage will be provided in future Censuses of Business publications.

"Number of establishments" is the number of separate business locations, rather than the number of business companies or organizations, since the Census figures represent information reported separately for each business location or establishment. The establishment count reflects the number of places in business at the end of 1948 excluding administrative and executive offices of multiunit organizations, and "chain store" warehouses.

Sales and receipts.—"1948 sales and receipts" represents sales of merchandise and receipts from repairs and other services to customers. The figures reflect deductions for returned goods and allowances, but not for trade-in allowances; they exclude sales and excise taxes collected from customers and paid directly to any taxing agency.

Proprietors.—"Active proprietors..." represents owners and partners of unincorporated businesses who devoted the major portion of their time to the business in November 1948.

Employment.—"Number of paid employees..." represents all employees on the pay roll for the pay period ending nearest November 15, 1948. "Full workweek" employees, whether regular or seasonal, are those who in the November 15 pay period were paid for working at least the number of hours typically worked in a week by employees of the reporting establishment.



1948 CENSUS OF BUSINESS

RETAIL, WHOLESALE, SERVICE TRADES

U. S. DEPARTMENT OF COMMERCE
BUREAU OF THE CENSUS

PRELIMINARY

For Release May 15, 1950

Release Series BC-1P-40-051

MOODY COUNTY, S. DAK.

Retail, wholesale, and service establishments located in Moody County, South Dakota, showed a substantial expansion in dollar volume of trade from 1939 to 1948 according to preliminary figures from the 1948 Census of Business released today by the Bureau of the Census, U. S. Department of Commerce.

Retail sales in the county during 1948 aggregated \$6.2 million, an increase of 226 percent over the \$1.9 million in 1939, when the preceding Census of Business was taken. Wholesale sales in the county reached a total of \$7.6 million in 1948 as compared with \$0.9 million in 1939. The service trades included in the Census of Business recorded receipts totaling \$145,000 in 1948 compared with \$73,000 in 1939.

Employment in the county also rose over the 9-year period between 1939 and 1948 for the above trades. Establishments in these trades reported a combined total of 346 paid employees for the workweek ended nearest November 15, 1948. This compared with a total of 229 employees reported for the week of November 15, 1939.

These preliminary figures have been derived from a Census report on Moody County, South Dakota. Final figures, superseding the preliminary data for Moody County, will be included in a Bulletin for the State of South Dakota to be issued in several months. Similar data will be made available this year in preliminary and final form for each of the counties and States. A single copy of the preliminary release for Moody County as well as an order blank for other area releases may be obtained by writing to the Bureau of the Census, Washington 25, D. C.

Table 1.—CENSUS OF BUSINESS PRELIMINARY RESULTS FOR 1948, BY TRADE GROUP

MOODY COUNTY, S. DAK.

Trade group and kind of business	Number of establishments	1948 sales and receipts (Thousand dollars)	Active proprietors of unincorporated businesses Nov. 1948	Paid employees, workweek ended nearest Nov. 15, 1948	
				Total employees ¹	Full workweek employees
RETAIL TRADE, total.....	110	6,201	103	281	193
Food group.....	19	968	16	49	30
Eating and drinking places.....	20	440	20	55	29
Gasoline service stations.....	12	544	11	21	17
All other retail stores.....	59	4,249	56	156	117
WHOLESALE TRADE.....	22	7,597	16	49	x
SELECTED SERVICE TRADES, ² /total.....	24	145	25	16	15
Personal services.....	14	68	13	12	11
All other service trades.....	10	77	12	4	4

x Not available.

¹/ Includes employees paid for less than the full workweek.

²/ See General Description on last page for changes from the 1939 Census of Business in the coverage of Service Trades.

GENERAL DESCRIPTION OF PRELIMINARY RELEASES FOR THE 1948 CENSUS OF BUSINESS

This series of releases, of which one is planned for each county in the United States, presents preliminary results of the 1948 Census of Business. The information is based on reports submitted by business establishments for that Census. The figures shown are preliminary, and are subject to revision in the final Census publications, but the changes are expected to be relatively minor with respect to coverage. The final Census figures will be issued in a series of Business Census bulletins which will show additional detailed kind-of-business information for all places where there are a sufficient number of establishments.

The 1948 Census of Business was taken under the provision of the Act of June 19, 1948, which provides that the Business Census be taken for 1948 and for each fifth year thereafter. Previous Business Censuses were taken for the years 1929, 1933, 1935, and 1939.

Scope of the Census.—The 1948 Census of Business covered all establishments in the following trades, as defined by the Standard Industrial Classification Manual, May 1949 issue, of the Executive Office of the President: all retail trades; all wholesale trades; all service trades in the following four groups—personal services, business services, automobile repairs and services, and miscellaneous repair services; hotels; tourist courts and camps; and amusements, including motion picture theaters. Some important services not covered are radio broadcasting and television, medical and health, legal, educational, nonprofit, accounting, and domestic services.

This coverage is similar to that of the 1939 Business Census. However, "custom trades" and "services incidental to transportation," which are no longer included in the standard classification of the service trades, are not covered by the 1948 Census. In a number of localities, these exclusions as well as other changes in the standard classification may have a considerable effect in comparing

1948 with 1939 data, particularly with respect to establishment count.

Establishment definition.—For Census purposes, a business establishment is defined to include only enterprises conducted from a recognizable place of business, provided that the annual sales were in excess of \$5,000 for a wholesale trade establishment and \$500 for establishments in other trades. A detailed analysis of coverage will be provided in future Census of Business publications.

"Number of establishments" is the number of separate business locations, rather than the number of business companies or organizations, since the Census figures represent information reported separately for each business location or establishment. The establishment count reflects the number of places in business at the end of 1948 excluding administrative and executive offices of multiunit organizations, and "chain store" warehouses.

Sales and receipts.—"1948 sales and receipts" represents sales of merchandise and receipts from repairs and other services to customers. The figures reflect deductions for returned goods and allowances, but not for trade-in allowances; they exclude sales and excise taxes collected from customers and paid directly to any taxing agency.

Proprietors.—"Active proprietors..." represents owners and partners of unincorporated businesses who devoted the major portion of their time to the business in November 1948.

Employment.—"Number of paid employees..." represents all employees on the pay roll for the pay period ending nearest November 15, 1948. "Full workweek" employees, whether regular or seasonal, are those who in the November 15 pay period were paid for working at least the number of hours typically worked in a week by employees of the reporting establishment.

1948 CENSUS OF BUSINESS

RETAIL, WHOLESALE, SERVICE TRADES

U. S. DEPARTMENT OF COMMERCE
BUREAU OF THE CENSUS

PRELIMINARY

For Release May 15, 1950

Release Series BC-1P-40-052

PENNINGTON COUNTY, S. DAK.

Retail, wholesale, and service establishments located in Pennington County, South Dakota, showed a substantial expansion in dollar volume of trade from 1939 to 1948 according to preliminary figures from the 1948 Census of Business released today by the Bureau of the Census, U. S. Department of Commerce.

Retail sales in the county during 1948 aggregated \$43.5 million, an increase of 278 percent over the \$11.5 million in 1939, when the preceding Census of Business was taken. Wholesale sales in the county reached a total of \$32.0 million in 1948 as compared with \$4.6 million in 1939. The service trades included in the Census of Business recorded receipts totaling \$1.6 million in 1948 compared with \$0.5 million in 1939.

Employment in the county also rose over the 9-year period between 1939 and 1948 for the above trades. Establishments in these trades reported a combined total of 2,906 paid employees for the workweek ended nearest November 15, 1948. This compared with a total of 1,535 employees reported for the week of November 15, 1939.

These preliminary figures have been derived from a Census report on Pennington County, South Dakota, which also includes data for Rapid City. Final figures, superseding the preliminary data for Pennington County, will be included in a Bulletin for the State of South Dakota to be issued in several months. Similar data will be made available this year in preliminary and final form for each of the counties and States. A single copy of the preliminary release for Pennington County as well as an order blank for other area releases may be obtained by writing to the Bureau of the Census, Washington 25, D. C.

Table 1.—CENSUS OF BUSINESS PRELIMINARY RESULTS FOR 1948, BY TRADE GROUP

PENNINGTON COUNTY, S. DAK.

Trade group and kind of business	Number of establishments	1948 sales and receipts (Thousand dollars)	Active proprietors of unincorporated businesses Nov. 1948	Paid employees, workweek ended nearest Nov. 15, 1948	
				Total employees ¹	Full workweek employees
RETAIL TRADE, total.....	460	43,457	425	2,127	1,740
Food group.....	82	6,059	80	195	162
Eating and drinking places.....	95	3,207	97	435	377
General merchandise group, general stores....	13	5,799	8	351	236
Apparel group.....	28	1,796	18	103	86
Furniture-home furnishings-appliance group..	23	1,973	18	125	100
Automotive group.....	37	10,710	30	314	293
Gasoline service stations.....	73	3,537	78	145	116
Lumber-building-hardware group.....	34	6,397	28	212	191
Drug and proprietary stores.....	11	1,389	6	121	75
All other retail stores.....	64	2,590	62	126	104
WHOLESALE TRADE, total.....	78	31,994	35	495	x
Merchant wholesalers.....	39	11,997	17	312	x
Petroleum bulk plants, terminals.....	22	5,037	15	68	x
Other types of wholesale.....	17	14,960	3	115	x
SELECTED SERVICE TRADES, ² /total.....	102	1,627	104	284	250
Personal services.....	50	866	51	192	169
Business services.....	14	217	13	37	29
Automotive repairs and services.....	26	427	28	50	47
Other repair services.....	12	117	12	5	5
TOURIST COURTS AND CAMPS.....	63	621	61	64	58
AMUSEMENTS.....	22	582	20	95	x

x Not available.

¹/ Includes employees paid for less than the full workweek.

²/ See General Description on last page for changes from the 1939 Census of Business in the coverage of Service Trades.

Table 2.—CENSUS OF BUSINESS PRELIMINARY RESULTS FOR 1948 FOR CITIES OF 2,500 INHABITANTS OR MORE
PENNINGTON COUNTY, S. DAK.

(Data omitted for trade groups where necessary to avoid disclosure)

City and trade group ¹	Number of establishments	1948 sales and receipts (Thousand dollars)	Active proprietors of unincorporated businesses Nov. 1948	Paid employees, workweek ended nearest Nov. 15, 1948	
				Total employees ²	Full workweek employees
Rapid City:					
Retail trade.....	324	40,218	298	1,975	1,636
Wholesale trade.....	55	17,806	21	414	x
Selected service trades.....	90	1,563	92	278	244
Tourist courts and camps.....	44	528	43	54	50
Amusements.....	11	511	12	78	x
Remainder of county:					
Retail trade.....	136	3,239	127	152	104
Wholesale trade.....	23	14,188	14	81	x
Selected service trades.....	12	64	12	6	6
Hotels.....	7	47	7	3	2
Tourist courts and camps.....	19	93	18	10	8
Amusements.....	11	71	8	17	x

x Not available.

- ¹/ See General Description on this page for changes from the 1939 Census of Business in the coverage of Service Trades.
- ²/ Includes employees paid for less than the full workweek.

GENERAL DESCRIPTION OF PRELIMINARY RELEASES FOR THE 1948 CENSUS OF BUSINESS

This series of releases, of which one is planned for each county in the United States, presents preliminary results of the 1948 Census of Business. The information is based on reports submitted by business establishments for that Census. The figures shown are preliminary, and are subject to revision in the final Census publications, but the changes are expected to be relatively minor with respect to coverage. The final Census figures will be issued in a series of Business Census bulletins which will show additional detailed kind-of-business information for all places where there are a sufficient number of establishments.

The 1948 Census of Business was taken under the provision of the Act of June 19, 1948, which provides that the Business Census be taken for 1948 and for each fifth year thereafter. Previous Business Censuses were taken for the years 1929, 1933, 1935, and 1939.

Scope of the Census.—The 1948 Census of Business covered all establishments in the following trades, as defined by the Standard Industrial Classification Manual, May 1949 issue, of the Executive Office of the President: all retail trades; all wholesale trades; all service trades in the following four groups—personal services, business services, automobile repairs and services, and miscellaneous repair services; hotels; tourist courts and camps; and amusements, including motion picture theaters. Some important services not covered are radio broadcasting and television, medical and health, legal, educational, nonprofit, accounting, and domestic services.

This coverage is similar to that of the 1939 Business Census. However, "custom trades" and "services incidental to transportation," which are no longer included in the standard classification of the service trades, are not covered by the 1948 Census. In a number of localities, these exclusions as well as

other changes in the standard classification may have a considerable effect in comparing 1948 with 1939 data, particularly with respect to establishment count.

Establishment definition.—For Census purposes, a business establishment is defined to include only enterprises conducted from a recognizable place of business, provided that the annual sales were in excess of \$5,000 for a wholesale trade establishment and \$500 for establishments in other trades. A detailed analysis of coverage will be provided in future Census of Business publications.

"Number of establishments" is the number of separate business locations, rather than the number of business companies or organizations, since the Census figures represent information reported separately for each business location or establishment. The establishment count reflects the number of places in business at the end of 1948 excluding administrative and executive offices of multiunit organizations, and "chain store" warehouses.

Sales and receipts.—"1948 sales and receipts" represents sales of merchandise and receipts from repairs and other services to customers. The figures reflect deductions for returned goods and allowances, but not for trade-in allowances; they exclude sales and excise taxes collected from customers and paid directly to any taxing agency.

Proprietors.—"Active proprietors..." represents owners and partners of unincorporated businesses who devoted the major portion of their time to the business in November 1948.

Employment.—"Number of paid employees..." represents all employees on the pay roll for the pay period ending nearest November 15, 1948. "Full workweek" employees, whether regular or seasonal, are those who in the November 15 pay period were paid for working at least the number of hours typically worked in a week by employees of the reporting establishment.

1948 CENSUS OF BUSINESS

RETAIL, WHOLESALE, SERVICE TRADES

U. S. DEPARTMENT OF COMMERCE
BUREAU OF THE CENSUS

PRELIMINARY

For Release March 27, 1950

Release Series BC-1P-40-053

PERKINS COUNTY, S. DAK.

Retail, wholesale, and service establishments located in Perkins County, South Dakota, showed a substantial expansion in dollar volume of trade from 1939 to 1948 according to preliminary figures from the 1948 Census of Business released today by the Bureau of the Census, U. S. Department of Commerce.

Retail sales in the county during 1948 aggregated \$8.1 million, an increase of 479 percent over the \$1.4 million in 1939, when the preceding Census of Business was taken. Wholesale sales in the county reached a total of \$9.7 million in 1948 as compared with \$0.5 million in 1939. The service trades included in the Census of Business recorded receipts totaling \$146,000 in 1948 compared with \$37,000 in 1939.

Employment in the county also rose over the 9-year period between 1939 and 1948 for the above trades. Establishments in these trades reported a combined total of 391 paid employees for the workweek ended nearest November 15, 1948. This compared with a total of 183 employees reported for the week of November 15, 1939.

These preliminary figures have been derived from a Census report on Perkins County, South Dakota. Final figures, superseding the preliminary data for Perkins County, will be included in a Bulletin for the State of South Dakota to be issued in several months. Similar data will be made available this year in preliminary and final form for each of the counties and States. A single copy of the preliminary release for Perkins County as well as an order blank for other area releases may be obtained by writing to the Bureau of the Census, Washington 25, D. C.

Table 1.—CENSUS OF BUSINESS PRELIMINARY RESULTS FOR 1948, BY TRADE GROUP

PERKINS COUNTY, S. DAK.

Trade group and kind of business	Number of establishments	1948 sales and receipts (Thousand dollars)	Active proprietors of unincorporated businesses Nov. 1948	Paid employees, workweek ended nearest Nov. 15, 1948	
				Total employees ¹	Full workweek employees
RETAIL TRADE, total.....	102	8,065	94	331	275
Food group.....	16	1,132	17	47	32
Eating and drinking places.....	18	592	17	74	69
Gasoline service stations.....	15	376	16	6	5
All other retail stores.....	53	5,965	44	204	169
WHOLESALE TRADE.....	15	9,713	7	42	x
SELECTED SERVICE TRADES, ^{2/} total.	19	146	25	18	14
Personal services.....	9	99	13	17	13
All other service trades.....	10	47	12	1	1

x Not available.

^{1/} Includes employees paid for less than the full workweek.

^{2/} See General Description on last page for changes from the 1939 Census of Business in the coverage of Service Trades.

GENERAL DESCRIPTION OF PRELIMINARY RELEASES FOR THE 1948 CENSUS OF BUSINESS

This series of releases, of which one is planned for each county in the United States, presents preliminary results of the 1948 Census of Business. The information is based on reports submitted by business establishments for that Census. The figures shown are preliminary, and are subject to revision in the final Census publications, but the changes are expected to be relatively minor with respect to coverage. The final Census figures will be issued in a series of Business Census bulletins which will show additional detailed kind-of-business information for all places where there are a sufficient number of establishments.

The 1948 Census of Business was taken under the provision of the Act of June 19, 1948, which provides that the Business Census be taken for 1948 and for each fifth year thereafter. Previous Business Censuses were taken for the years 1929, 1933, 1935, and 1939.

Scope of the Census.—The 1948 Census of Business covered all establishments in the following trades, as defined by the Standard Industrial Classification Manual, May 1949 issue, of the Executive Office of the President: all retail trades; all wholesale trades; all service trades in the following four groups—personal services, business services, automobile repairs and services, and miscellaneous repair services; hotels; tourist courts and camps; and amusements, including motion picture theaters. Some important services not covered are radio broadcasting and television, medical and health, legal, educational, nonprofit, accounting, and domestic services.

This coverage is similar to that of the 1939 Business Census. However, "custom trades" and "services incidental to transportation," which are no longer included in the standard classification of the service trades, are not covered by the 1948 Census. In a number of localities, these exclusions as well as other changes in the standard classification may have a considerable effect in comparing

1948 with 1939 data, particularly with respect to establishment count.

Establishment definition.—For Census purposes, a business establishment is defined to include only enterprises conducted from a recognizable place of business, provided that the annual sales were in excess of \$5,000 for a wholesale trade establishment and \$500 for establishments in other trades. A detailed analysis of coverage will be provided in future Census of Business publications.

"Number of establishments" is the number of separate business locations, rather than the number of business companies or organizations, since the Census figures represent information reported separately for each business location or establishment. The establishment count reflects the number of places in business at the end of 1948 excluding administrative and executive offices of multiunit organizations, and "chain store" warehouses.

Sales and receipts.—"1948 sales and receipts" represents sales of merchandise and receipts from repairs and other services to customers. The figures reflect deductions for returned goods and allowances, but not for trade-in allowances; they exclude sales and excise taxes collected from customers and paid directly to any taxing agency.

Proprietors.—"Active proprietors..." represents owners and partners of unincorporated businesses who devoted the major portion of their time to the business in November 1948.

Employment.—"Number of paid employees..." represents all employees on the pay roll for the pay period ending nearest November 15, 1948. "Full workweek" employees, whether regular or seasonal, are those who in the November 15 pay period were paid for working at least the number of hours typically worked in a week by employees of the reporting establishment.

1948 CENSUS OF BUSINESS

RETAIL, WHOLESALE, SERVICE TRADES

U. S. DEPARTMENT OF COMMERCE
BUREAU OF THE CENSUS

PRELIMINARY

For Release March 22, 1950

Release Series BC-1P-40-054

POTTER COUNTY, S. DAK.

Retail, wholesale, and service establishments located in Potter County South Dakota, showed a substantial expansion in dollar volume of trade from 1939 to 1948 according to preliminary figures from the 1948 Census of Business released today by the Bureau of the Census, U. S. Department of Commerce.

Retail sales in the county during 1948 aggregated \$5.8 million, an increase of 383 percent over the \$1.2 million in 1939, when the preceding Census of Business was taken. Wholesale sales in the county reached a total of \$5.4 million in 1948 as compared with \$0.5 million in 1939. The service trades included in the Census of Business recorded receipts totaling \$109,000 in 1948 compared with \$36,000 in 1939.

Employment in the county also rose over the 9-year period between 1939 and 1948 for the above trades. Establishments in these trades reported a combined total of 286 paid employees for the workweek ended nearest November 15, 1948. This compared with a total of 146 employees reported for the week of November 15, 1939.

These preliminary figures have been derived from a Census report on Potter County, South Dakota. Final figures, superseding the preliminary data for Potter County, will be included in a Bulletin for the State of South Dakota to be issued in several months. Similar data will be made available this year in preliminary and final form for each of the counties and States. A single copy of the preliminary release for Potter County as well as an order blank for other area releases may be obtained by writing to the Bureau of the Census, Washington 25, D. C.

Table 1.—CENSUS OF BUSINESS PRELIMINARY RESULTS FOR 1948, BY TRADE GROUP

POTTER COUNTY, S. DAK.

Trade group and kind of business	Number of establishments	1948 sales and receipts (Thousand dollars)	Active proprietors of unincorporated businesses Nov. 1948	Paid employees, workweek ended nearest Nov. 15, 1948	
				Total employees ¹	Full workweek employees
RETAIL TRADE, total.....	89	5,797	89	238	188
Food group.....	12	984	14	39	30
Eating and drinking places.....	20	562	17	49	39
Gasoline service stations.....	9	224	10	8	7
All other retail stores.....	48	4,027	48	142	112
WHOLESALE TRADE.....	25	5,438	14	40	8
SELECTED SERVICE TRADES,^{2/} total..	22	109	22	8	6
Personal services.....	12	56	12	5	4
All other service trades.....	10	53	10	3	2

x Not available.

^{1/} Includes employees paid for less than the full workweek.

^{2/} See General Description on last page for changes from the 1939 Census of Business in the coverage of Service Trades.

GENERAL DESCRIPTION OF PRELIMINARY RELEASES FOR THE 1948 CENSUS OF BUSINESS

This series of releases, of which one is planned for each county in the United States, presents preliminary results of the 1948 Census of Business. The information is based on reports submitted by business establishments for that Census. The figures shown are preliminary, and are subject to revision in the final Census publications, but the changes are expected to be relatively minor with respect to coverage. The final Census figures will be issued in a series of Business Census bulletins which will show additional detailed kind-of-business information for all places where there are a sufficient number of establishments.

The 1948 Census of Business was taken under the provision of the Act of June 19, 1948, which provides that the Business Census be taken for 1948 and for each fifth year thereafter. Previous Business Censuses were taken for the years 1929, 1933, 1935, and 1939.

Scope of the Census.—The 1948 Census of Business covered all establishments in the following trades, as defined by the Standard Industrial Classification Manual, May 1949 issue, of the Executive Office of the President: all retail trades; all wholesale trades; all service trades in the following four groups—personal services, business services, automobile repairs and services, and miscellaneous repair services; hotels; tourist courts and camps; and amusements, including motion picture theaters. Some important services not covered are radio broadcasting and television, medical and health, legal, educational, nonprofit, accounting, and domestic services.

This coverage is similar to that of the 1939 Business Census. However, "custom trades" and "services incidental to transportation," which are no longer included in the standard classification of the service trades, are not covered by the 1948 Census. In a number of localities, these exclusions as well as other changes in the standard classification may have a considerable effect in comparing

1948 with 1939 data, particularly with respect to establishment count.

Establishment definition.—For Census purposes, a business establishment is defined to include only enterprises conducted from a recognizable place of business, provided that the annual sales were in excess of \$5,000 for a wholesale trade establishment and \$500 for establishments in other trades. A detailed analysis of coverage will be provided in future Census of Business publications.

"Number of establishments" is the number of separate business locations, rather than the number of business companies or organizations, since the Census figures represent information reported separately for each business location or establishment. The establishment count reflects the number of places in business at the end of 1948 excluding administrative and executive offices of multiunit organizations, and "chain store" warehouses.

Sales and receipts.—"1948 sales and receipts" represents sales of merchandise and receipts from repairs and other services to customers. The figures reflect deductions for returned goods and allowances, but not for trade-in allowances; they exclude sales and excise taxes collected from customers and paid directly to any taxing agency.

Proprietors.—"Active proprietors..." represents owners and partners of unincorporated businesses who devoted the major portion of their time to the business in November 1948.

Employment.—"Number of paid employees..." represents all employees on the pay roll for the pay period ending nearest November 15, 1948. "Full workweek" employees, whether regular or seasonal, are those who in the November 15 pay period were paid for working at least the number of hours typically worked in a week by employees of the reporting establishment.

1948 CENSUS OF BUSINESS RETAIL, WHOLESALE, SERVICE TRADES

PRELIMINARY

For Release March 23, 1950

Release Series BC-1P-40-055

ROBERTS COUNTY, S. DAK.

Retail, wholesale, and service establishments located in Roberts County, South

Dakota, showed a substantial expansion in dollar volume of trade from 1939 to 1948

according to preliminary figures from the 1948 Census of Business released today by

the Bureau of the Census, U. S. Department of Commerce.

Retail sales in the county during 1948 aggregated \$10.1 million, an increase of

237 percent over the \$3.0 million in 1939, when the preceding Census of Business was

taken. Wholesale sales in the county reached a total of \$9.1 million in 1948 as com-

pared with \$2.9 million in 1939. The service trades included in the Census of Busi-

ness recorded receipts totaling \$169,000 in 1948 compared with \$82,000 in 1939.

Employment in the county also rose over the 9-year period between 1939 and 1948

for the above trades. Establishments in these trades reported a combined total of

600 paid employees for the workweek ended nearest November 15, 1948. This compared

with a total of 361 employees reported for the week of November 15, 1939.

These preliminary figures have been derived from a Census report on Roberts

County, South Dakota, which also includes data for the city of Sisseton. Final

figures, superseding the preliminary data for Roberts County, will be included in a

Bulletin for the State of South Dakota to be issued in several months. Similar data

will be made available this year in preliminary and final form for each of the counties

and States. A single copy of the preliminary release for Roberts County as well as an

order blank for other area releases may be obtained by writing to the Bureau of the

Census, Washington 25, D. C.

1948 CENSUS OF BUSINESS

RETAIL, WHOLESALE, SERVICE TRADES

U. S. DEPARTMENT OF COMMERCE
BUREAU OF THE CENSUS

PRELIMINARY

For Release March 23, 1950

Release Series BC-1P-40-055

ROBERTS COUNTY, S. DAK.

Retail, wholesale, and service establishments located in Roberts County, South Dakota, showed a substantial expansion in dollar volume of trade from 1939 to 1948 according to preliminary figures from the 1948 Census of Business released today by the Bureau of the Census, U. S. Department of Commerce.

Retail sales in the county during 1948 aggregated \$10.1 million, an increase of 237 percent over the \$3.0 million in 1939, when the preceding Census of Business was taken. Wholesale sales in the county reached a total of \$9.1 million in 1948 as compared with \$2.9 million in 1939. The service trades included in the Census of Business recorded receipts totaling \$169,000 in 1948 compared with \$82,000 in 1939.

Employment in the county also rose over the 9-year period between 1939 and 1948 for the above trades. Establishments in these trades reported a combined total of 600 paid employees for the workweek ended nearest November 15, 1948. This compared with a total of 361 employees reported for the week of November 15, 1939.

These preliminary figures have been derived from a Census report on Roberts County, South Dakota, which also includes data for the city of Sisseton. Final figures, superseding the preliminary data for Roberts County, will be included in a Bulletin for the State of South Dakota to be issued in several months. Similar data will be made available this year in preliminary and final form for each of the counties and States. A single copy of the preliminary release for Roberts County as well as an order blank for other area releases may be obtained by writing to the Bureau of the Census, Washington 25, D. C.

GENERAL DESCRIPTION OF PRELIMINARY RELEASES FOR THE
1948 CENSUS OF BUSINESS

This series of releases, of which one is planned for each county in the United States, presents preliminary results of the 1948 Census of Business. The information is based on reports submitted by business establishments for that Census. The figures shown are preliminary, and are subject to revision in the final Census publications, but the changes are expected to be relatively minor with respect to coverage. The final Census figures will be issued in a series of Business Census bulletins which will show additional detailed kind-of-business information for all places where there are a sufficient number of establishments.

The 1948 Census of Business was taken under the provision of the Act of June 19, 1948, which provides that the Business Census be taken for 1948 and for each fifth year thereafter. Previous Business Censuses were taken for the years 1929, 1933, 1935, and 1939.

Scope of the Census.—The 1948 Census of Business covered all establishments in the following trades, as defined by the Standard Industrial Classification Manual, May 1949 issue, of the Executive Office of the President: all retail trades; all wholesale trades; all service trades in the following four groups—personal services, business services, automobile repairs and services, and miscellaneous repair services; hotels; tourist courts and camps; and amusements, including motion picture theaters. Some important services not covered are radio broadcasting and television, medical and health, legal, educational, nonprofit, accounting, and domestic services.

This coverage is similar to that of the 1939 Business Census. However, "custom trades" and "services incidental to transportation," which are no longer included in the standard classification of the service trades, are not covered by the 1948 Census. In a number of localities, these exclusions as well as other changes in the standard classification may have a considerable effect in comparing

1948 with 1939 data, particularly with respect to establishment count.

Establishment definition.—For Census purposes, a business establishment is defined to include only enterprises conducted from a recognizable place of business, provided that the annual sales were in excess of \$5,000 for a wholesale trade establishment and \$500 for establishments in other trades. A detailed analysis of coverage will be provided in future Census of Business publications.

"Number of establishments" is the number of separate business locations, rather than the number of business companies or organizations, since the Census figures represent information reported separately for each business location or establishment. The establishment count reflects the number of places in business at the end of 1948 excluding administrative and executive offices of multiunit organizations, and "chain store" warehouses.

Sales and receipts.—1948 sales and receipts "represents sales of merchandise and receipts from repairs and other services to customers. The figures reflect deductions for returned goods and allowances, but not for trade-in allowances; they exclude sales and excise taxes collected from customers and paid directly to any taxing agency.

Proprietors.—"Active proprietors..." represents owners and partners of unincorporated businesses who devoted the major portion of their time to the business in November 1948.

Employment.—"Number of paid employees..." represents all employees on the pay roll for the pay period ending nearest November 15, 1948. "Full workweek" employees, whether regular or seasonal, are those who in the November 15 pay period were paid for working at least the number of hours typically worked in a week by employees of the reporting establishment.

Table 2.—CENSUS OF BUSINESS PRELIMINARY RESULTS FOR 1948 FOR CITIES OF 2,500 INHABITANTS OR MORE

ROBERTS COUNTY, S. DAK.

(Data omitted for trade groups where necessary to avoid disclosure)

City and trade group ¹	Number of establishments	1948 sales and receipts (Thousand dollars)	Active proprietors of unincorporated businesses Nov. 1948	Paid employees, workweek ended nearest Nov. 15, 1948	
				Total employees ²	Full workweek employees
Sisseton:					
Retail trade.....	63	5,204	63	272	218
Selected service trades....	18	101	18	17	16
Remainder of county: ^{3/}					
Retail trade.....	141	4,942	130	198	128
Selected service trades....	27	68	26	7	4

- ^{1/} See General Description on this page for changes from the 1939 Census of Business in the coverage of Service Trades.
- ^{2/} Includes employees paid for less than the full workweek.
- ^{3/} Includes figures for establishments not located in cities of 2,500 inhabitants or more.

GENERAL DESCRIPTION OF PRELIMINARY RELEASES FOR THE 1948 CENSUS OF BUSINESS

This series of releases, of which one is planned for each county in the United States, presents preliminary results of the 1948 Census of Business. The information is based on reports submitted by business establishments for that Census. The figures shown are preliminary, and are subject to revision in the final Census publications, but the changes are expected to be relatively minor with respect to coverage. The final Census figures will be issued in a series of Business Census bulletins which will show additional detailed kind-of-business information for all places where there are a sufficient number of establishments.

The 1948 Census of Business was taken under the provision of the Act of June 19, 1948, which provides that the Business Census be taken for 1948 and for each fifth year thereafter. Previous Business Censuses were taken for the years 1929, 1933, 1935, and 1939.

Scope of the Census.—The 1948 Census of Business covered all establishments in the following trades, as defined by the Standard Industrial Classification Manual, May 1949 issue, of the Executive Office of the President: all retail trades; all wholesale trades; all service trades in the following four groups—personal services, business services, automobile repairs and services, and miscellaneous repair services; hotels; tourist courts and camps; and amusements, including motion picture theaters. Some important services not covered are radio broadcasting and television, medical and health, legal, educational, nonprofit, accounting, and domestic services.

This coverage is similar to that of the 1939 Business Census. However, "custom trades" and "services incidental to transportation," which are no longer included in the standard classification of the service trades, are not covered by the 1948 Census. In a number of localities, these exclusions as well as

other changes in the standard classification may have a considerable effect in comparing 1948 with 1939 data, particularly with respect to establishment count.

Establishment definition.—For Census purposes, a business establishment is defined to include only enterprises conducted from a recognizable place of business, provided that the annual sales were in excess of \$5,000 for a wholesale trade establishment and \$500 for establishments in other trades. A detailed analysis of coverage will be provided in future Census of Business publications.

"Number of establishments" is the number of separate business locations, rather than the number of business companies or organizations, since the Census figures represent information reported separately for each business location or establishment. The establishment count reflects the number of places in business at the end of 1948 excluding administrative and executive offices of multiunit organizations, and "chain store" warehouses.

Sales and receipts.—"1948 sales and receipts" represents sales of merchandise and receipts from repairs and other services to customers. The figures reflect deductions for returned goods and allowances, but not for trade-in allowances; they exclude sales and excise taxes collected from customers and paid directly to any taxing agency.

Proprietors.—"Active proprietors..." represents owners and partners of unincorporated businesses who devoted the major portion of their time to the business in November 1948.

Employment.—"Number of paid employees..." represents all employees on the pay roll for the pay period ending nearest November 15, 1948. "Full workweek" employees, whether regular or seasonal, are those who in the November 15 pay period were paid for working at least the number of hours typically worked in a week by employees of the reporting establishment.


Table 1.—CENSUS OF BUSINESS PRELIMINARY RESULTS FOR 1948, BY TRADE GROUP
ROBERTS COUNTY, S. DAK.

Trade group and kind of business	Number of establishments	1948 sales and receipts (Thousand dollars)	Active proprietors of unincorporated businesses Nov. 1948	Paid employees, workweek ended nearest Nov. 15, 1948	
				Total employees ¹	Full workweek employees
RETAIL TRADE, total.....	204	10,146	193	470	346
Food group.....	34	1,553	37	62	34
Eating and drinking places.....	48	828	49	76	45
General merchandise group, general stores	7	1,457	6	80	78
Apparel group.....	Included with "All other retail stores"				
Furniture-home furnishings-appliance grp	6	208	6	11	9
Automotive group.....	10	1,227	12	42	39
Gasoline service stations.....	33	900	31	30	17
Lumber-building-hardware group.....	44	3,162	35	127	101
Drug and proprietary stores.....	5	202	6	20	9
All other retail stores.....	17	609	11	22	14
WHOLESALE TRADE, total.....	46	9,108	22	106	x
Merchant wholesalers.....	5	845	3	13	x
Other wholesale.....	41	8,263	19	93	x
SELECTED SERVICE TRADES, ^{2/} total.....	45	169	44	24	20
Personal services.....	21	90	21	17	14
All other service trades.....	24	79	23	7	6
AMUSEMENTS.....	5	51	6	5	x

x Not available.

^{1/} Includes employees paid for less than the full workweek.

^{2/} See General Description on last page for changes from the 1939 Census of Business in the coverage of Service Trades.



1948 CENSUS OF BUSINESS

RETAIL, WHOLESALE, SERVICE TRADES

U. S. DEPARTMENT OF COMMERCE
BUREAU OF THE CENSUS

PRELIMINARY

For Release March 22, 1950

Release Series BC-1P-40-056

SANBORN COUNTY, S. DAK.

Retail, wholesale, and service establishments located in Sanborn County, South Dakota, showed a substantial expansion in dollar volume of trade from 1939 to 1948 according to preliminary figures from the 1948 Census of Business released today by the Bureau of the Census, U. S. Department of Commerce.

Retail sales in the county during 1948 aggregated \$3.7 million, an increase of 311 percent over the \$0.9 million in 1939, when the preceding Census of Business was taken. Wholesale sales in the county reached a total of \$3.4 million in 1948 as compared with \$1.1 million in 1939. The service trades included in the Census of Business recorded receipts totaling \$41,000 in 1948 compared with \$29,000 in 1939.

Employment in the county also rose over the 9-year period between 1939 and 1948 for the above trades. Establishments in these trades reported a combined total of 185 paid employees for the workweek ended nearest November 15, 1948. This compared with a total of 171 employees reported for the week of November 15, 1939.

These preliminary figures have been derived from a Census report on Sanborn County, South Dakota. Final figures, superseding the preliminary data for Sanborn County, will be included in a Bulletin for the State of South Dakota to be issued in several months. Similar data will be made available this year in preliminary and final form for each of the counties and States. A single copy of the preliminary release for Sanborn County as well as an order blank for other area releases may be obtained by writing to the Bureau of the Census, Washington 25, D. C.

Table 1.—CENSUS OF BUSINESS PRELIMINARY RESULTS FOR 1948, BY TRADE GROUP


SANBORN COUNTY, S. DAK.

Trade group and kind of business	Number of establishments	1948 sales and receipts (Thousand dollars)	Active proprietors of unincorporated businesses Nov. 1948	Paid employees, workweek ended nearest Nov. 15, 1948	
				Total employees ¹	Full workweek employees
RETAIL TRADE, total.....	67	3,657	62	125	105
Food group.....	11	837	10	28	24
Eating and drinking places.....	13	289	15	32	26
Gasoline service stations.....	6	295	5	11	10
All other retail stores.....	37	2,236	32	54	45
WHOLESALE TRADE.....	18	3,379	11	55	x
SELECTED SERVICE TRADES ^{2/}	10	41	10	5	3

x Not available.

^{1/} Includes employees paid for less than the full workweek.

^{2/} See General Description on last page for changes from the 1939 Census of Business in the coverage of Service Trades.



1948 CENSUS OF BUSINESS

RETAIL, WHOLESALE, SERVICE TRADES

U. S. DEPARTMENT OF COMMERCE
BUREAU OF THE CENSUS

PRELIMINARY

For Release March 20, 1950

Release Series BC-1P-40-057

SHANNON COUNTY, S. DAK.

Retail establishments located in Shannon County, South Dakota, showed a substantial expansion in dollar volume of trade from 1939 to 1948 according to preliminary figures from the 1948 Census of Business released today by the Bureau of the Census, U. S. Department of Commerce.

Retail sales in the county during 1948 aggregated \$612,000, an increase of 103 percent over the \$301,000 in 1939, when the preceding Census of Business was taken.

These preliminary figures have been derived from a Census report on Shannon County, South Dakota. Final figures, superseding the preliminary data for Shannon County, will be included in a Bulletin for the State of South Dakota to be issued in several months. Similar data will be made available this year in preliminary and final form for each of the counties and States. A single copy of the preliminary release for Shannon County as well as an order blank for other area releases may be obtained by writing to the Bureau of the Census, Washington 25, D. C.

Table 1.—CENSUS OF BUSINESS PRELIMINARY RESULTS FOR 1948, BY TRADE GROUP
SHANNON COUNTY, S. DAK.

Trade group and kind of business	Number of establishments	1948 sales and receipts (Thousand dollars)	Active proprietors of unincorporated businesses Nov. 1948	Paid employees, workweek ended nearest Nov. 15, 1948	
				Total employees ¹	Full workweek employees
RETAIL TRADE, total.....	21	612	25	21	10
Food group.....	7	267	9	7	1
Eating and drinking places.....		Included with "All other retail stores"			
Gasoline service stations.....	7	156	9	5	3
All other retail stores.....	7	189	7	9	6

¹/ Includes employees paid for less than the full workweek.

GENERAL DESCRIPTION OF PRELIMINARY RELEASES FOR THE 1948 CENSUS OF BUSINESS

This series of releases, of which one is planned for each county in the United States, presents preliminary results of the 1948 Census of Business. The information is based on reports submitted by business establishments for that Census. The figures shown are preliminary, and are subject to revision in the final Census publications, but the changes are expected to be relatively minor with respect to coverage. The final Census figures will be issued in a series of Business Census bulletins which will show additional detailed kind-of-business information for all places where there are a sufficient number of establishments.

The 1948 Census of Business was taken under the provision of the Act of June 19, 1948, which provides that the Business Census be taken for 1948 and for each fifth year thereafter. Previous Business Censuses were taken for the years 1920, 1933, 1935, and 1939.

Scope of the Census.—The 1948 Census of Business covered all establishments in the following trades, as defined by the Standard Industrial Classification Manual, May 1949 issue, of the Executive Office of the President: all retail trades; all wholesale trades; all service trades in the following four groups—personal services, business services, automobile repairs and services, and miscellaneous repair services; hotels; tourist courts and camps; and amusements, including motion picture theaters. Some important services not covered are radio broadcasting and television, medical and health, legal, educational, nonprofit, accounting, and domestic services.

This coverage is similar to that of the 1939 Business Census. However, "custom trades" and "services incidental to transportation," which are no longer included in the standard classification of the service trades, are not covered by the 1948 Census. In a number of localities, these exclusions as well as other changes in the standard classification may have a considerable effect in comparing

1948 with 1939 data, particularly with respect to establishment count.

Establishment definition.—For Census purposes, a business establishment is defined to include only enterprises conducted from a recognizable place of business, provided that the annual sales were in excess of \$5,000 for a wholesale trade establishment and \$500 for establishments in other trades. A detailed analysis of coverage will be provided in future Census of Business publications.

"Number of establishments" is the number of separate business locations, rather than the number of business companies or organizations, since the Census figures represent information reported separately for each business location or establishment. The establishment count reflects the number of places in business at the end of 1948 excluding administrative and executive offices of multiunit organizations, and "chain store" warehouses.

Sales and receipts.—"1948 sales and receipts" represents sales of merchandise and receipts from repairs and other services to customers. The figures reflect deductions for returned goods and allowances, but not for trade-in allowances; they exclude sales and excise taxes collected from customers and paid directly to any taxing agency.

Proprietors.—"Active proprietors..." represents owners and partners of unincorporated businesses who devoted the major portion of their time to the business in November 1948.

Employment.—"Number of paid employees..." represents all employees on the pay roll for the pay period ending nearest November 15, 1948. "Full workweek" employees, whether regular or seasonal, are those who in the November 15 pay period were paid for working at least the number of hours typically worked in a week by employees of the reporting establishment.

1948 CENSUS OF BUSINESS

RETAIL, WHOLESALE, SERVICE TRADES

U. S. DEPARTMENT OF COMMERCE
BUREAU OF THE CENSUS

PRELIMINARY

For Release March 29, 1950

Release Series BC-1P-40-058

SPINK COUNTY, S. DAK.

Retail, wholesale, and service establishments located in Spink County, South Dakota, showed a substantial expansion in dollar volume of trade from 1939 to 1948 according to preliminary figures from the 1948 Census of Business released today by the Bureau of the Census, U. S. Department of Commerce.

Retail sales in the county during 1948 aggregated \$10.6 million, an increase of 293 percent over the \$2.7 million in 1939, when the preceding Census of Business was taken. Wholesale sales in the county reached a total of \$17.2 million in 1948 as compared with \$1.9 million in 1939. The service trades included in the Census of Business recorded receipts totaling \$416,000 in 1948 compared with \$121,000 in 1939.

Employment in the county also rose over the 9-year period between 1939 and 1948 for the above trades. Establishments in these trades reported a combined total of 622 paid employees for the workweek ended nearest November 15, 1948. This compared with a total of 451 employees reported for the week of November 15, 1939.

These preliminary figures have been derived from a Census report on Spink County, South Dakota. Final figures, superseding the preliminary data for Spink County, will be included in a Bulletin for the State of South Dakota to be issued in several months. Similar data will be made available this year in preliminary and final form for each of the counties and States. A single copy of the preliminary release for Spink County as well as an order blank for other area releases may be obtained by writing to the Bureau of the Census, Washington 25, D. C.

Table 1.—CENSUS OF BUSINESS PRELIMINARY RESULTS FOR 1948, BY TRADE GROUP

SPINK COUNTY, S. DAK.

Trade group and kind of business	Number of establishments	1948 sales and receipts (Thousand dollars)	Active proprietors of unincorporated businesses Nov. 1948	Paid employees, workweek ended nearest Nov. 15, 1948	
				Total employees ¹	Full workweek employees
RETAIL TRADE, total.....	187	10,646	163	449	370
Food group.....	29	1,866	28	57	37
Eating and drinking places.....	41	1,082	38	127	98
General merchandise grp, general stores.....	6	680	4	44	37
Apparel group.....	5	314	4	17	13
Furniture-home furnishings-appliance grp.....	8	445	8	14	11
Automotive group.....	11	962	10	31	30
Gasoline service stations.....	24	790	19	23	21
Lumber-building-hardware group.....	44	3,990	37	116	109
Drug and proprietary stores.....	6	268	5	15	10
All other retail stores.....	13	249	10	5	4
WHOLESALE TRADE, total.....	66	17,239	36	136	x
Assemblers of farm products.....	37	13,228	14	76	x
Other wholesale.....	29	4,011	22	60	x
SELECTED SERVICE TRADES, ² /total.....	52	416	54	37	32
Personal services.....	21	183	22	20	20
All other service trades.....	31	233	32	17	12

x Not available.

¹/ Includes employees paid for less than the full workweek.

²/ See General Description on this page for changes from the 1939 Census of Business in the coverage of Service Trades.

GENERAL DESCRIPTION OF PRELIMINARY RELEASES FOR THE 1948 CENSUS OF BUSINESS

This series of releases, of which one is planned for each county in the United States, presents preliminary results of the 1948 Census of Business. The information is based on reports submitted by business establishments for that Census. The figures shown are preliminary, and are subject to revision in the final Census publications, but the changes are expected to be relatively minor with respect to coverage. The final Census figures will be issued in a series of Business Census bulletins which will show additional detailed kind-of-business information for all places where there are a sufficient number of establishments.

The 1948 Census of Business was taken under the provision of the Act of June 19, 1948, which provides that the Business Census be taken for 1948 and for each fifth year thereafter. Previous Business Censuses were taken for the years 1929, 1933, 1935, and 1939.

Scope of the Census.—The 1948 Census of Business covered all establishments in the following trades, as defined by the Standard Industrial Classification Manual, May 1949 issue, of the Executive Office of the President: all retail trades; all wholesale trades; all service trades in the following four groups—personal services, business services, automobile repairs and services, and miscellaneous repair services; hotels; tourist courts and camps; and amusements, including motion picture theaters. Some important services not covered are radio broadcasting and television, medical and health, legal, educational, nonprofit, accounting, and domestic services.

This coverage is similar to that of the 1939 Business Census. However, "custom trades" and "services incidental to transportation," which are no longer included in the standard classification of the service trades, are not covered by the 1948 Census. In a number of localities, these exclusions as well as

other changes in the standard classification may have a considerable effect in comparing 1948 with 1939 data, particularly with respect to establishment count.

Establishment definition.—For Census purposes, a business establishment is defined to include only enterprises conducted from a recognizable place of business, provided that the annual sales were in excess of \$5,000 for a wholesale trade establishment and \$500 for establishments in other trades. A detailed analysis of coverage will be provided in future Censuses of Business publications.

"Number of establishments" is the number of separate business locations, rather than the number of business companies or organizations, since the Census figures represent information reported separately for each business location or establishment. The establishment count reflects the number of places in business at the end of 1948 excluding administrative and executive offices of multiunit organizations, and "chain store" warehouses.

Sales and receipts.—"1948 sales and receipts" represents sales of merchandise and receipts from repairs and other services to customers. The figures reflect deductions for returned goods and allowances, but not for trade-in allowances; they exclude sales and excise taxes collected from customers and paid directly to any taxing agency.

Proprietors.—"Active proprietors..." represents owners and partners of unincorporated businesses who devoted the major portion of their time to the business in November 1948.

Employment.—"Number of paid employees..." represents all employees on the pay roll for the pay period ending nearest November 15, 1948. "Full workweek" employees, whether regular or seasonal, are those who in the November 15 pay period were paid for working at least the number of hours typically worked in a week by employees of the reporting establishment.

1948 CENSUS OF BUSINESS

RETAIL, WHOLESALE, SERVICE TRADES

U. S. DEPARTMENT OF COMMERCE
BUREAU OF THE CENSUS

PRELIMINARY

For Release March 22, 1950

Release Series BC-1P-40-059


STANLEY COUNTY, S. DAK.

Retail establishments located in Stanley County, South Dakota, showed an expansion in dollar volume of trade from 1939 to 1948 according to preliminary figures released today by the Bureau of the Census, U. S. Department of Commerce.

Seventeen retail establishments reported 1948 sales aggregating \$893,000, an increase of 176 percent over the \$323,000 reported by twenty-seven establishments in 1939, when the preceding Census of Business was taken.

Retail establishments reported eighteen active proprietors of unincorporated businesses in 1948 as compared with twenty-four proprietors in 1939. Forty-three paid employees were reported for the workweek ended nearest November 15, 1948. Of these, thirty-eight worked the full workweek, and the remainder part of the week. The comparable figures for 1939 were twenty-eight and twenty-four.

These preliminary figures have been derived from a Census report on Stanley County, South Dakota. Final figures, superseding the preliminary data for Stanley County, will be included in a Bulletin for the State of South Dakota to be issued in several months. Similar data will be made available this year in preliminary and final form for each of the counties and States. A single copy of the preliminary release for Stanley County as well as an order blank for other area releases may be obtained by writing to the Bureau of the Census, Washington 25, D. C.



1948 CENSUS OF BUSINESS

RETAIL, WHOLESALE, SERVICE TRADES

U. S. DEPARTMENT OF COMMERCE
BUREAU OF THE CENSUS

PRELIMINARY

For Release March 22, 1950

Release Series BC-1P-40-060

SULLY COUNTY, S. DAK.

Retail and wholesale establishments located in Sully County, South Dakota, showed a substantial expansion in dollar volume of trade from 1939 to 1948 according to preliminary figures from the 1948 Census of Business released today by the Bureau of the Census, U. S. Department of Commerce.

Retail sales in the county during 1948 aggregated \$2.1 million, an increase of 425 percent over the \$0.4 million in 1939, when the preceding Census of Business was taken. Wholesale sales in the county reached a total of \$4.3 million in 1948 as compared with \$0.3 million in 1939.

Employment in the county also rose over the 9-year period between 1939 and 1948 for the above trades. Establishments in these trades reported a combined total of 90 paid employees for the workweek ended nearest November 15, 1948. This compared with a total of 39 employees reported for the week of November 15, 1939.

These preliminary figures have been derived from a Census report on Sully County, South Dakota. Final figures, superseding the preliminary data for Sully County, will be included in a Bulletin for the State of South Dakota to be issued in several months. Similar data will be made available this year in preliminary and final form for each of the counties and States. A single copy of the preliminary release for Sully County as well as an order blank for other area releases may be obtained by writing to the Bureau of the Census, Washington 25, D. C.

Table 1.—CENSUS OF BUSINESS PRELIMINARY RESULTS FOR 1948, BY TRADE GROUP
SULLY COUNTY, S. DAK.

Trade group and kind of business	Number of establishments	1948 sales and receipts (Thousand dollars)	Active proprietors of unincorporated businesses Nov. 1948	Paid employees, workweek ended nearest Nov. 15, 1948	
				Total employees ¹	Full workweek employees
RETAIL TRADE, total.....	34	2,133	34	78	57
Food group.....	8	407	7	11	8
Eating and drinking places.....	6	136	7	18	13
Gasoline service stations.....	5	120	5	1	1
All other retail stores.....	15	1,470	15	48	35
WHOLESALE TRADE.....	10	4,294	5	12	x

x Not available.

¹/ Includes employees paid for less than the full workweek.

GENERAL DESCRIPTION OF PRELIMINARY RELEASES FOR THE 1948 CENSUS OF BUSINESS

This series of releases, of which one is planned for each county in the United States, presents preliminary results of the 1948 Census of Business. The information is based on reports submitted by business establishments for that Census. The figures shown are preliminary, and are subject to revision in the final Census publications, but the changes are expected to be relatively minor with respect to coverage. The final Census figures will be issued in a series of Business Census bulletins which will show additional detailed kind-of-business information for all places where there are a sufficient number of establishments.

The 1948 Census of Business was taken under the provision of the Act of June 19, 1948, which provides that the Business Census be taken for 1948 and for each fifth year thereafter. Previous Business Censuses were taken for the years 1929, 1933, 1935, and 1939.

Scope of the Census.—The 1948 Census of Business covered all establishments in the following trades, as defined by the Standard Industrial Classification Manual, May 1949 issue, of the Executive Office of the President: all retail trades; all wholesale trades; all service trades in the following four groups—personal services, business services, automobile repairs and services, and miscellaneous repair services; hotels; tourist courts and camps; and amusements, including motion picture theaters. Some important services not covered are radio broadcasting and television, medical and health, legal, educational, nonprofit, accounting, and domestic services.

This coverage is similar to that of the 1939 Business Census. However, "custom trades" and "services incidental to transportation," which are no longer included in the standard classification of the service trades, are not covered by the 1948 Census. In a number of localities, these exclusions as well as other changes in the standard classification may have a considerable effect in comparing

1948 with 1939 data, particularly with respect to establishment count.

Establishment definition.—For Census purposes, a business establishment is defined to include only enterprises conducted from a recognizable place of business, provided that the annual sales were in excess of \$5,000 for a wholesale trade establishment and \$500 for establishments in other trades. A detailed analysis of coverage will be provided in future Census of Business publications.

"Number of establishments" is the number of separate business locations, rather than the number of business companies or organizations, since the Census figures represent information reported separately for each business location or establishment. The establishment count reflects the number of places in business at the end of 1948 excluding administrative and executive offices of multiunit organizations, and "chain store" warehouses.

Sales and receipts.—"1948 sales and receipts" represents sales of merchandise and receipts from repairs and other services to customers. The figures reflect deductions for returned goods and allowances, but not for trade-in allowances; they exclude sales and excise taxes collected from customers and paid directly to any taxing agency.

Proprietors.—"Active proprietors..." represents owners and partners of unincorporated businesses who devoted the major portion of their time to the business in November 1948.

Employment.—"Number of paid employees..." represents all employees on the pay roll for the pay period ending nearest November 15, 1948. "Full workweek" employees, whether regular or seasonal, are those who in the November 15 pay period were paid for working at least the number of hours typically worked in a week by employees of the reporting establishment.

1948 CENSUS OF BUSINESS

RETAIL, WHOLESALE, SERVICE TRADES

U. S. DEPARTMENT OF COMMERCE
BUREAU OF THE CENSUS

PRELIMINARY

For Release March 27, 1950

Release Series BC-1P-40-061

TODD COUNTY, S. DAK.

Retail establishments located in Todd County, South Dakota, showed an expansion in dollar volume of trade from 1939 to 1948 according to preliminary figures from the 1948 Census of Business released today by the Bureau of the Census, U. S. Department of Commerce.

Retail sales in the county during 1948 aggregated \$742,000, an increase of 81 percent over the \$409,000 in 1939, when the preceding Census of Business was taken.

Employment in the county decreased over the 9-year period between 1939 and 1948 for the above trade. Retail establishments reported a total of 17 paid employees for the workweek ended nearest November 15, 1948. This compared with a total of 35 employees reported for the week of November 15, 1939.

These preliminary figures have been derived from a Census report on Todd County, South Dakota. Final figures, superseding the preliminary data for Todd County, will be included in a Bulletin for the State of South Dakota to be issued in several months. Similar data will be made available this year in preliminary and final form for each of the counties and States. A single copy of the preliminary release for Todd County as well as an order blank for other area releases may be obtained by writing to the Bureau of the Census, Washington 25, D. C.

Table 1.—CENSUS OF BUSINESS PRELIMINARY RESULTS FOR 1948, BY TRADE GROUP
TODD COUNTY, S. DAK.

Trade group and kind of business	Number of establishments	1948 sales and receipts (Thousand dollars)	Active proprietors of unincorporated businesses Nov. 1948	Paid employees, workweek ended nearest Nov. 15, 1948	
				Total employees ¹	Full workweek employees
RETAIL TRADE, total.....	28	742	24	17	12
Food group.....	8	304	6	6	3
Eating and drinking places....	Included with "All other retail stores"				
Gasoline service stations.....	7	98	7	4	2
All other retail stores.....	13	340	11	7	7

¹/ Includes employees paid for less than the full workweek.

GENERAL DESCRIPTION OF PRELIMINARY RELEASES FOR THE 1948 CENSUS OF BUSINESS

This series of releases, of which one is planned for each county in the United States, presents preliminary results of the 1948 Census of Business. The information is based on reports submitted by business establishments for that Census. The figures shown are preliminary, and are subject to revision in the final Census publications, but the changes are expected to be relatively minor with respect to coverage. The final Census figures will be issued in a series of Business Census bulletins which will show additional detailed kind-of-business information for all places where there are a sufficient number of establishments.

The 1948 Census of Business was taken under the provision of the Act of June 19, 1948, which provides that the Business Census be taken for 1948 and for each fifth year thereafter. Previous Business Censuses were taken for the years 1929, 1933, 1935, and 1939.

Scope of the Census.--The 1948 Census of Business covered all establishments in the following trades, as defined by the Standard Industrial Classification Manual, May 1949 issue, of the Executive Office of the President: all retail trades; all wholesale trades; all service trades in the following four groups--personal services, business services, automobile repairs and services, and miscellaneous repair services; hotels; tourist courts and camps; and amusements, including motion picture theaters. Some important services not covered are radio broadcasting and television, medical and health, legal, educational, nonprofit, accounting, and domestic services.

This coverage is similar to that of the 1939 Business Census. However, "custom trades" and "services incidental to transportation," which are no longer included in the standard classification of the service trades, are not covered by the 1948 Census. In a number of localities, these exclusions as well as other changes in the standard classification may have a considerable effect in comparing

1948 with 1939 data, particularly with respect to establishment count.

Establishment definition.--For Census purposes, a business establishment is defined to include only enterprises conducted from a recognizable place of business, provided that the annual sales were in excess of \$5,000 for a wholesale trade establishment and \$500 for establishments in other trades. A detailed analysis of coverage will be provided in future Census of Business publications.

"Number of establishments" is the number of separate business locations, rather than the number of business companies or organizations, since the Census figures represent information reported separately for each business location or establishment. The establishment count reflects the number of places in business at the end of 1948 excluding administrative and executive offices of multiunit organizations, and "chain store" warehouses.

Sales and receipts.--"1948 sales and receipts" represents sales of merchandise and receipts from repairs and other services to customers. The figures reflect deductions for returned goods and allowances, but not for trade-in allowances; they exclude sales and excise taxes collected from customers and paid directly to any taxing agency.

Proprietors.--"Active proprietors..." represents owners and partners of unincorporated businesses who devoted the major portion of their time to the business in November 1948.

Employment.--"Number of paid employees..." represents all employees on the pay roll for the pay period ending nearest November 15, 1948. "Full workweek" employees, whether regular or seasonal, are those who in the November 15 pay period were paid for working at least the number of hours typically worked in a week by employees of the reporting establishment.

1948 CENSUS OF BUSINESS

RETAIL, WHOLESALE, SERVICE TRADES

U. S. DEPARTMENT OF COMMERCE
BUREAU OF THE CENSUS

PRELIMINARY

For Release March 20, 1950

Release Series BC-1P-40-062

TRIPP COUNTY, S. DAK.

Retail, wholesale, and service establishments located in Tripp County, South Dakota, showed a substantial expansion in dollar volume of trade from 1939 to 1948 according to preliminary figures from the 1948 Census of Business released today by the Bureau of the Census, U. S. Department of Commerce.

Retail sales in the county during 1948 aggregated \$10.4 million, an increase of 300 percent over the \$2.6 million in 1939, when the preceding Census of Business was taken. Wholesale sales in the county reached a total of \$12.7 million in 1948 as compared with \$2.0 million in 1939. The service trades included in the Census of Business recorded receipts totaling \$210,000 in 1948 compared with \$89,000 in 1939.

Employment in the county also rose over the 9-year period between 1939 and 1948 for the above trades. Establishments in these trades reported a combined total of 539 paid employees for the workweek ended nearest November 15, 1948. This compared with a total of 349 employees reported for the week of November 15, 1939.

These preliminary figures have been derived from a Census report on Tripp County, South Dakota. Final figures, superseding the preliminary data for Tripp County, will be included in a Bulletin for the State of South Dakota to be issued in several months. Similar data will be made available this year in preliminary and final form for each of the counties and States. A single copy of the preliminary release for Tripp County as well as an order blank for other area releases may be obtained by writing to the Bureau of the Census, Washington 25, D. C.

Table 1.—CENSUS OF BUSINESS PRELIMINARY RESULTS FOR 1948, BY TRADE GROUP

TRIPP COUNTY, S. DAK.

Trade group and kind of business	Number of establishments	1948 sales and receipts (Thousand dollars)	Active proprietors of unincorporated businesses Nov. 1948	Paid employees, workweek ended nearest Nov. 15, 1948	
				Total employees ¹	Full workweek employees
RETAIL TRADE, total.....	137	10,448	132	438	359
Food group.....	26	1,597	29	59	44
Eating and drinking places.....	24	654	25	106	72
Gasoline service stations.....	17	1,142	17	34	28
All other retail stores.....	70	7,055	61	239	215
WHOLESALE TRADE.....	29	12,668	22	68	x
SELECTED SERVICE TRADES,^{2/}total..	25	210	24	33	32
Personal services.....	16	151	15	28	27
All other service trades.....	9	59	9	5	5

x Not available.

^{1/} Includes employees paid for less than the full workweek.

^{2/} See General Description on last page for changes from the 1939 Census of Business in the coverage of Service Trades.

GENERAL DESCRIPTION OF PRELIMINARY RELEASES FOR THE 1948 CENSUS OF BUSINESS

This series of releases, of which one is planned for each county in the United States, presents preliminary results of the 1948 Census of Business. The information is based on reports submitted by business establishments for that Census. The figures shown are preliminary, and are subject to revision in the final Census publications, but the changes are expected to be relatively minor with respect to coverage. The final Census figures will be issued in a series of Business Census bulletins which will show additional detailed kind-of-business information for all places where there are a sufficient number of establishments.

The 1948 Census of Business was taken under the provision of the Act of June 19, 1948, which provides that the Business Census be taken for 1948 and for each fifth year thereafter. Previous Business Censuses were taken for the years 1920, 1933, 1935, and 1939.

Scope of the Census.--The 1948 Census of Business covered all establishments in the following trades, as defined by the Standard Industrial Classification Manual, May 1949 issue, of the Executive Office of the President: all retail trades; all wholesale trades; all service trades in the following four groups--personal services, business services, automobile repairs and services, and miscellaneous repair services; hotels; tourist courts and camps; and amusements, including motion picture theaters. Some important services not covered are radio broadcasting and television, medical and health, legal, educational, nonprofit, accounting, and domestic services.

This coverage is similar to that of the 1939 Business Census. However, "custom trades" and "services incidental to transportation," which are no longer included in the standard classification of the service trades, are not covered by the 1948 Census. In a number of localities, these exclusions as well as other changes in the standard classification may have a considerable effect in comparing

1948 with 1939 data, particularly with respect to establishment count.

Establishment definition.--For Census purposes, a business establishment is defined to include only enterprises conducted from a recognizable place of business, provided that the annual sales were in excess of \$5,000 for a wholesale trade establishment and \$500 for establishments in other trades. A detailed analysis of coverage will be provided in future Census of Business publications.

"Number of establishments" is the number of separate business locations, rather than the number of business companies or organizations, since the Census figures represent information reported separately for each business location or establishment. The establishment count reflects the number of places in business at the end of 1948 excluding administrative and executive offices of multiunit organizations, and "chain store" warehouses.

Sales and receipts.--"1948 sales and receipts" represents sales of merchandise and receipts from repairs and other services to customers. The figures reflect deductions for returned goods and allowances, but not for trade-in allowances; they exclude sales and excise taxes collected from customers and paid directly to any taxing agency.

Proprietors.--"Active proprietors..." represents owners and partners of unincorporated businesses who devoted the major portion of their time to the business in November 1948.

Employment.--"Number of paid employees..." represents all employees on the pay roll for the pay period ending nearest November 15, 1948. "Full workweek" employees, whether regular or seasonal, are those who in the November 15 pay period were paid for working at least the number of hours typically worked in a week by employees of the reporting establishment.

1948 CENSUS OF BUSINESS

RETAIL, WHOLESALE, SERVICE TRADES

U. S. DEPARTMENT OF COMMERCE
BUREAU OF THE CENSUS

PRELIMINARY

For Release March 23, 1950

Release Series BC-1P-40-063

TURNER COUNTY, S. DAK.

Retail, wholesale, and service establishments located in Turner County, South Dakota, showed a substantial expansion in dollar volume of trade from 1939 to 1948 according to preliminary figures from the 1948 Census of Business released today by the Bureau of the Census, U. S. Department of Commerce.

Retail sales in the county during 1948 aggregated \$9.7 million, an increase of 341 percent over the \$2.2 million in 1939, when the preceding Census of Business was taken. Wholesale sales in the county reached a total of \$7.3 million in 1948 as compared with \$1.6 million in 1939. The service trades included in the Census of Business recorded receipts totaling \$292,000 in 1948 compared with \$98,000 in 1939.

Employment in the county also rose over the 9-year period between 1939 and 1948 for the above trades. Establishments in these trades reported a combined total of 509 paid employees for the workweek ended nearest November 15, 1948. This compared with a total of 304 employees reported for the week of November 15, 1939.

These preliminary figures have been derived from a Census report on Turner County, South Dakota. Final figures, superseding the preliminary data for Turner County, will be included in a Bulletin for the State of South Dakota to be issued in several months. Similar data will be made available this year in preliminary and final form for each of the counties and States. A single copy of the preliminary release for Turner County as well as an order blank for other area releases may be obtained by writing to the Bureau of the Census, Washington 25, D. C.

Table 1.—CENSUS OF BUSINESS PRELIMINARY RESULTS FOR 1948, BY TRADE GROUP
TURNER COUNTY, S. DAK.

Trade group and kind of business	Number of establishments	1948 sales and receipts (Thousand dollars)	Active proprietors of unincorporated businesses Nov. 1948	Paid employees, workweek ended nearest Nov. 15, 1948	
				Total employees ¹	Full workweek employees
RETAIL TRADE, total.....	201	9,666	196	402	273
Food group.....	39	2,041	40	75	47
Eating and drinking places.....	32	525	38	90	54
General merchandise grp, general stores	7	737	3	38	21
Apparel group.....	7	125	9	2	-
Furniture-home furnishings-appliance grp	14	446	11	22	14
Automotive group.....	10	1,219	8	31	30
Gasoline service stations.....	22	597	26	26	23
Lumber-building-hardware group.....	38	2,836	31	86	63
Drug and proprietary stores.....	9	289	9	12	5
All other retail stores.....	23	851	21	20	16
WHOLESALE TRADE.....	34	7,294	15	81	x
SELECTED SERVICE TRADES, ^{2/} total.....	66	292	68	26	16
Personal services.....	30	115	29	11	10
All other service trades.....	36	177	39	15	6
AMUSEMENTS.....	7	59	7	10	x

x Not available.

1/ Includes employees paid for less than the full workweek.

2/ See General Description on this page for changes from the 1939 Census of Business in the coverage of Service Trades.

GENERAL DESCRIPTION OF PRELIMINARY RELEASES FOR THE 1948 CENSUS OF BUSINESS

This series of releases, of which one is planned for each county in the United States, presents preliminary results of the 1948 Census of Business. The information is based on reports submitted by business establishments for that Census. The figures shown are preliminary, and are subject to revision in the final Census publications, but the changes are expected to be relatively minor with respect to coverage. The final Census figures will be issued in a series of Business Census bulletins which will show additional detailed kind-of-business information for all places where there are a sufficient number of establishments.

The 1948 Census of Business was taken under the provision of the Act of June 19, 1948, which provides that the Business Census be taken for 1948 and for each fifth year thereafter. Previous Business Censuses were taken for the years 1929, 1933, 1935, and 1939.

Scope of the Census.—The 1948 Census of Business covered all establishments in the following trades, as defined by the Standard Industrial Classification Manual, May 1949 issue, of the Executive Office of the President: all retail trades; all wholesale trades; all service trades in the following four groups—personal services, business services, automobile repairs and services, and miscellaneous repair services; hotels; tourist courts and camps; and amusements, including motion picture theaters. Some important services not covered are radio broadcasting and television, medical and health, legal, educational, nonprofit, accounting, and domestic services.

This coverage is similar to that of the 1939 Business Census. However, "custom trades" and "services incidental to transportation," which are no longer included in the standard classification of the service trades, are not covered by the 1948 Census. In a number of localities, these exclusions as well as

other changes in the standard classification may have a considerable effect in comparing 1948 with 1939 data, particularly with respect to establishment count.

Establishment definition.—For Census purposes, a business establishment is defined to include only enterprises conducted from a recognizable place of business, provided that the annual sales were in excess of \$5,000 for a wholesale trade establishment and \$500 for establishments in other trades. A detailed analysis of coverage will be provided in future Census of Business publications.

"Number of establishments" is the number of separate business locations, rather than the number of business companies or organizations, since the Census figures represent information reported separately for each business location or establishment. The establishment count reflects the number of places in business at the end of 1948 excluding administrative and executive offices of multiunit organizations, and "chain store" warehouses.

Sales and receipts.—"1948 sales and receipts" represents sales of merchandise and receipts from repairs and other services to customers. The figures reflect deductions for returned goods and allowances, but not for trade-in allowances; they exclude sales and excise taxes collected from customers and paid directly to any taxing agency.

Proprietors.—"Active proprietors..." represents owners and partners of unincorporated businesses who devoted the major portion of their time to the business in November 1948.

Employment.—"Number of paid employees..." represents all employees on the pay roll for the pay period ending nearest November 15, 1948. "Full workweek" employees, whether regular or seasonal, are those who in the November 15 pay period were paid for working at least the number of hours typically worked in a week by employee of the reporting establishment.

1948 CENSUS OF BUSINESS

RETAIL, WHOLESALE, SERVICE TRADES

U. S. DEPARTMENT OF COMMERCE
BUREAU OF THE CENSUS

PRELIMINARY

For Release March 23, 1950

Release Series BC-1P-40-064

UNION COUNTY, S. DAK.

Retail, wholesale, and service establishments located in Union County, South Dakota, showed a substantial expansion in dollar volume of trade from 1939 to 1948 according to preliminary figures from the 1948 Census of Business released today by the Bureau of the Census, U. S. Department of Commerce.

Retail sales in the county during 1948 aggregated \$8.3 million, an increase of 277 percent over the \$2.2 million in 1939, when the preceding Census of Business was taken. Wholesale sales in the county reached a total of \$5.8 million in 1948 as compared with \$1.9 million in 1939. The service trades included in the Census of Business recorded receipts totaling \$369,000 in 1948 compared with \$101,000 in 1939.

Employment in the county also rose over the 9-year period between 1939 and 1948 for the above trades. Establishments in these trades reported a combined total of 411 paid employees for the workweek ended nearest November 15, 1948. This compared with a total of 312 employees reported for the week of November 15, 1939.

These preliminary figures have been derived from a Census report on Union County, South Dakota. Final figures, superseding the preliminary data for Union County, will be included in a Bulletin for the State of South Dakota to be issued in several months. Similar data will be made available this year in preliminary and final form for each of the counties and States. A single copy of the preliminary release for Union County as well as an order blank for other area releases may be obtained by writing to the Bureau of the Census, Washington 25, D. C.

Table 1.—CENSUS OF BUSINESS PRELIMINARY RESULTS FOR 1948, BY TRADE GROUP

UNION COUNTY, S. DAK.

Trade group and kind of business	Number of establishments	1948 sales and receipts (Thousand dollars)	Active proprietors of unincorporated businesses Nov. 1948	Paid employees, workweek ended nearest Nov. 15, 1948	
				Total employees ¹	Full workweek employees
RETAIL TRADE, total.....	149	8,276	145	349	232
Food group.....	27	1,278	27	53	34
Eating and drinking places.....	26	509	33	58	33
Gasoline service stations.....	22	835	19	26	19
All other retail stores.....	74	5,654	66	212	146
WHOLESALE TRADE.....	16	5,816	13	34	x
SELECTED SERVICE TRADES, ^{2/} total..	35	369	40	28	26
Personal services.....	18	87	19	11	11
All other service trades.....	17	282	21	17	15
AMUSEMENTS.....	5	66	5	13	x

x Not available.

^{1/} Includes employees paid for less than the full workweek.

^{2/} See General Description on last page for changes from the 1939 Census of Business in the coverage of Service Trades.

GENERAL DESCRIPTION OF PRELIMINARY RELEASES FOR THE 1948 CENSUS OF BUSINESS

This series of releases, of which one is planned for each county in the United States, presents preliminary results of the 1948 Census of Business. The information is based on reports submitted by business establishments for that Census. The figures shown are preliminary, and are subject to revision in the final Census publications, but the changes are expected to be relatively minor with respect to coverage. The final Census figures will be issued in a series of Business Census bulletins which will show additional detailed kind-of-business information for all places where there are a sufficient number of establishments.

The 1948 Census of Business was taken under the provision of the Act of June 19, 1948, which provides that the Business Census be taken for 1948 and for each fifth year thereafter. Previous Business Censuses were taken for the years 1929, 1933, 1935, and 1939.

Scope of the Census.—The 1948 Census of Business covered all establishments in the following trades, as defined by the Standard Industrial Classification Manual, May 1949 issue, of the Executive Office of the President: all retail trades; all wholesale trades; all service trades in the following four groups—personal services, business services, automobile repairs and services, and miscellaneous repair services; hotels; tourist courts and camps; and amusements, including motion picture theaters. Some important services not covered are radio broadcasting and television, medical and health, legal, educational, nonprofit, accounting, and domestic services.

This coverage is similar to that of the 1939 Business Census. However, "custom trades" and "services incidental to transportation," which are no longer included in the standard classification of the service trades, are not covered by the 1948 Census. In a number of localities, these exclusions as well as other changes in the standard classification may have a considerable effect in comparing

1948 with 1939 data, particularly with respect to establishment count.

Establishment definition.—For Census purposes, a business establishment is defined to include only enterprises conducted from a recognizable place of business, provided that the annual sales were in excess of \$5,000 for a wholesale trade establishment and \$500 for establishments in other trades. A detailed analysis of coverage will be provided in future Census of Business publications.

"Number of establishments" is the number of separate business locations, rather than the number of business companies or organizations, since the Census figures represent information reported separately for each business location or establishment. The establishment count reflects the number of places in business at the end of 1948 excluding administrative and executive offices of multiunit organizations, and "chain store" warehouses.

Sales and receipts.—"1948 sales and receipts" represents sales of merchandise and receipts from repairs and other services to customers. The figures reflect deductions for returned goods and allowances, but not for trade-in allowances; they exclude sales and excise taxes collected from customers and paid directly to any taxing agency.

Proprietors.—"Active proprietors..." represents owners and partners of unincorporated businesses who devoted the major portion of their time to the business in November 1948.

Employment.—"Number of paid employees..." represents all employees on the pay roll for the pay period ending nearest November 15, 1948. "Full workweek" employees, whether regular or seasonal, are those who in the November 15 pay period were paid for working at least the number of hours typically worked in a week by employees of the reporting establishment.

1948 CENSUS OF BUSINESS

RETAIL, WHOLESALE, SERVICE TRADES

U. S. DEPARTMENT OF COMMERCE
BUREAU OF THE CENSUS

PRELIMINARY

For Release May 15, 1950

Release Series BC-1P-40-065

WALWORTH COUNTY, S. DAK.

Retail, wholesale, and service establishments located in Walworth County, South Dakota, showed a substantial expansion in dollar volume of trade from 1939 to 1948 according to preliminary figures from the 1948 Census of Business released today by the Bureau of the Census, U. S. Department of Commerce.

Retail sales in the county during 1948 aggregated \$9.1 million, an increase of 379 percent over the \$1.9 million in 1939, when the preceding Census of Business was taken. Wholesale sales in the county reached a total of \$9.5 million in 1948 as compared with \$1.0 million in 1939. The service trades included in the Census of Business recorded receipts totaling \$259,000 in 1948 compared with \$75,000 in 1939.

Employment in the county also rose over the 9-year period between 1939 and 1948 for the above trades. Establishments in these trades reported a combined total of 614 paid employees for the workweek ended nearest November 15, 1948. This compared with a total of 244 employees reported for the week of November 15, 1939.

These preliminary figures have been derived from a Census report on Walworth County, South Dakota, which also includes data for the city of Mobridge. Final figures, superseding the preliminary data for Walworth County, will be included in a Bulletin for the State of South Dakota to be issued in several months. Similar data will be made available this year in preliminary and final form for each of the counties and States. A single copy of the preliminary release for Walworth County as well as an order blank for other area releases may be obtained by writing to the Bureau of the Census, Washington 25, D. C.

Table 1.—CENSUS OF BUSINESS PRELIMINARY RESULTS FOR 1948, BY TRADE GROUP

WALWORTH COUNTY, S. DAK.

Trade group and kind of business	Number of establishments	1948 sales and receipts (Thousand dollars)	Active proprietors of unincorporated businesses Nov. 1948	Paid employees, workweek ended nearest Nov. 15, 1948	
				Total employees ¹	Full workweek employees
RETAIL TRADE, total.....	128	9,092	136	458	344
Food group.....	22	1,489	24	64	44
Eating and drinking places.....	28	886	30	130	102
Gasoline service stations.....	9	273	9	16	10
All other retail stores.....	69	6,444	73	248	188
WHOLESALE TRADE.....	29	9,521	17	87	x
SELECTED SERVICE TRADES, ^{2/} total..	30	259	27	69	41
Personal services.....	12	170	10	55	36
All other service trades.....	18	89	17	14	5
HOTELS.....	6	97	8	21	18
AMUSEMENTS.....	6	91	5	10	x

x Not available.

^{1/} Includes employees paid for less than the full workweek.

^{2/} See General Description on last page for changes from the 1939 Census of Business in the coverage of Service Trades.

Table 2.—CENSUS OF BUSINESS PRELIMINARY RESULTS FOR 1948 FOR CITIES OF 2,500 INHABITANTS OR MORE

WALWORTH COUNTY, S. DAK.

(Data omitted for trade groups where necessary to avoid disclosure)

City and trade group ¹	Number of establishments	1948 sales and receipts (Thousand dollars)	Active proprietors of unincorporated businesses Nov. 1948	Paid employees, workweek ended nearest Nov. 15, 1948	
				Total employees ²	Full workweek employees
Mobridge:					
Retail trade.....	72	6,104	74	362	283
Selected service trades....	15	199	13	65	39
Remainder of county:					
Retail trade.....	56	2,988	62	96	61
Selected service trades....	15	60	14	4	2

1/ See General Description on this page for changes from the 1939 Census of Business in the coverage of Service Trades.

2/ Includes employees paid for less than the full workweek.

GENERAL DESCRIPTION OF PRELIMINARY RELEASES FOR THE 1948 CENSUS OF BUSINESS

This series of releases, of which one is planned for each county in the United States, presents preliminary results of the 1948 Census of Business. The information is based on reports submitted by business establishments for that Census. The figures shown are preliminary, and are subject to revision in the final Census publications, but the changes are expected to be relatively minor with respect to coverage. The final Census figures will be issued in a series of Business Census bulletins which will show additional detailed kind-of-business information for all places where there are a sufficient number of establishments.

The 1948 Census of Business was taken under the provision of the Act of June 19, 1948, which provides that the Business Census be taken for 1948 and for each fifth year thereafter. Previous Business Censuses were taken for the years 1929, 1933, 1935, and 1939.

Scope of the Census.—The 1948 Census of Business covered all establishments in the following trades, as defined by the Standard Industrial Classification Manual, May 1949 issue, of the Executive Office of the President: all retail trades; all wholesale trades; all service trades in the following four groups—personal services, business services, automobile repairs and services, and miscellaneous repair services; hotels; tourist courts and camps; and amusements, including motion picture theaters. Some important services not covered are radio broadcasting and television, medical and health, legal, educational, nonprofit, accounting, and domestic services.

This coverage is similar to that of the 1939 Business Census. However, "custom trades" and "services incidental to transportation," which are no longer included in the standard classification of the service trades, are not covered by the 1948 Census. In a number of localities, these exclusions as well as other changes in the standard classification may have

a considerable effect in comparing 1948 with 1939 data, particularly with respect to establishment count.

Establishment definition.—For Census purposes, a business establishment is defined to include only enterprises conducted from a recognizable place of business, provided that the annual sales were in excess of \$5,000 for a wholesale trade establishment and \$500 for establishments in other trades. A detailed analysis of coverage will be provided in future Census of Business publications.

"Number of establishments" is the number of separate business locations, rather than the number of business companies or organizations, since the Census figures represent information reported separately for each business location or establishment. The establishment count reflects the number of places in business at the end of 1948 excluding administrative and executive offices of multiunit organizations, and "chain store" warehouses.

Sales and receipts.—"1948 sales and receipts" represents sales of merchandise and receipts from repairs and other services to customers. The figures reflect deductions for returned goods and allowances, but not for trade-in allowances; they exclude sales and excise taxes collected from customers and paid directly to any taxing agency.

Proprietors.—"Active proprietors..." represents owners and partners of unincorporated businesses who devoted the major portion of their time to the business in November 1948.

Employment.—"Number of paid employees..." represents all employees on the pay roll for the pay period ending nearest November 15, 1948. "Full workweek" employees, whether regular or seasonal, are those who in the November 15 pay period were paid for working at least the number of hours typically worked in a week by employees of the reporting establishment.

1948 CENSUS OF BUSINESS

RETAIL, WHOLESALE, SERVICE TRADES

U. S. DEPARTMENT OF COMMERCE
BUREAU OF THE CENSUS

PRELIMINARY

For Release March 22, 1950

Release Series BC-1P-40-066


WASHABAUGH COUNTY, S. DAK.

Retail establishments located in Washabaugh County, South Dakota, showed an expansion in dollar volume of trade from 1939 to 1948 according to preliminary figures released today by the Bureau of the Census, U. S. Department of Commerce.

Nine retail establishments reported 1948 sales aggregating \$171,000, an increase of 114 percent over the \$80,000 reported by thirteen establishments in 1939, when the preceding Census of Business was taken.

Retail establishments reported ten active proprietors of unincorporated businesses in 1948 as compared with twelve proprietors in 1939. Only one part-time employee was reported for the workweek ended nearest November 15, 1948.

These preliminary figures have been derived from a Census report on Washabaugh County, South Dakota. Final figures, superseding the preliminary data for Washabaugh County, will be included in a Bulletin for the State of South Dakota to be issued in several months. Similar data will be made available this year in preliminary and final form for each of the counties and States. A single copy of the preliminary release for Washabaugh County as well as an order blank for other area releases may be obtained by writing to the Bureau of the Census, Washington 25, D. C.



1948 CENSUS OF BUSINESS

RETAIL, WHOLESALE, SERVICE TRADES

U. S. DEPARTMENT OF COMMERCE
BUREAU OF THE CENSUS

PRELIMINARY

For Release April 10, 1950

Release Series BC-1P-40-067

YANKTON COUNTY, S. DAK.

Retail, wholesale, and service establishments located in Yankton County, South Dakota, showed a substantial expansion in dollar volume of trade from 1939 to 1948 according to preliminary figures from the 1948 Census of Business released today by the Bureau of the Census, U. S. Department of Commerce.

Retail sales in the county during 1948 aggregated \$17.9 million, an increase of 281 percent over the \$4.7 million in 1939, when the preceding Census of Business was taken. Wholesale sales in the county reached a total of \$11.6 million in 1948 as compared with \$3.2 million in 1939. The service trades included in the Census of Business recorded receipts totaling \$606,000 in 1948 compared with \$167,000 in 1939.

Employment in the county also rose over the 9-year period between 1939 and 1948 for the above trades. Establishments in these trades reported a combined total of 1,138 paid employees for the workweek ended nearest November 15, 1948. This compared with a total of 712 employees reported for the week of November 15, 1939.

These preliminary figures have been derived from a Census report on Yankton County, South Dakota, which also includes data for the city of Yankton. Final figures, superseding the preliminary data for Yankton County, will be included in a Bulletin for the State of South Dakota to be issued in several months. Similar data will be made available this year in preliminary and final form for each of the counties and States. A single copy of the preliminary release for Yankton County as well as an order blank for other area releases may be obtained by writing to the Bureau of the Census, Washington 25, D. C.

Table 1.—CENSUS OF BUSINESS PRELIMINARY RESULTS FOR 1948, BY TRADE GROUP
YANKTON COUNTY, S. DAK.

Trade group and kind of business	Number of establishments	1948 sales and receipts (Thousand dollars)	Active proprietors of unincorporated businesses Nov. 1948	Paid employees, workweek ended nearest Nov. 15, 1948	
				Total employees ¹	Full workweek employees
RETAIL TRADE, total.....	179	17,852	157	933	749
Food group.....	26	2,814	22	144	103
Eating and drinking places.....	27	713	27	90	73
General merchandise grp, general stores	13	2,381	8	158	110
Apparel group.....	9	1,292	9	72	51
Furniture-home furnishgs-appliance grp	10	749	9	22	22
Automotive group.....	18	2,966	17	79	76
Gasoline service stations.....	21	618	22	25	23
Lumber-building-hardware group.....	25	3,711	18	156	124
Drug and proprietary stores.....	5	301	7	18	16
All other retail stores.....	25	2,307	18	169	151
WHOLESALE TRADE.....	25	11,571	19	122	x
SELECTED SERVICE TRADES, ² /total.....	36	606	41	83	74
Personal services.....	24	404	26	62	56
All other service trades.....	12	202	15	21	18

x Not available.

¹/ Includes employees paid for less than the full workweek.

²/ See General Description on last page for changes from the 1939 Census of Business in the coverage of Service Trades.

Table 2.—CENSUS OF BUSINESS PRELIMINARY RESULTS FOR 1948 FOR CITIES OF 2,500 INHABITANTS OR MORE
YANKTON COUNTY, S. DAK.

(Data omitted for trade groups where necessary to avoid disclosure)

City and trade group ¹	Number of establishments	1948 sales and receipts (Thousand dollars)	Active proprietors of unincorporated businesses Nov. 1948	Paid employees, workweek ended nearest Nov. 15, 1948	
				Total employees ²	Full workweek employees
Yankton:					
Retail trade.....	146	16,935	121	905	733
Wholesale trade.....	18	9,774	16	109	x
Remainder of county:					
Retail trade.....	33	917	36	28	16
Wholesale trade.....	7	1,797	3	13	x

x Not available.

1/ See General Description on this page for changes from the 1939 Census of Business in the coverage of Service Trades.

2/ Includes employees paid for less than the full workweek.

GENERAL DESCRIPTION OF PRELIMINARY RELEASES FOR THE 1948 CENSUS OF BUSINESS

This series of releases, of which one is planned for each county in the United States, presents preliminary results of the 1948 Census of Business. The information is based on reports submitted by business establishments for that Census. The figures shown are preliminary, and are subject to revision in the final Census publications, but the changes are expected to be relatively minor with respect to coverage. The final Census figures will be issued in a series of Business Census bulletins which will show additional detailed kind-of-business information for all places where there are a sufficient number of establishments.

The 1948 Census of Business was taken under the provision of the Act of June 19, 1948, which provides that the Business Census be taken for 1948 and for each fifth year thereafter. Previous Business Censuses were taken for the years 1929, 1933, 1935, and 1939.

Scope of the Census.—The 1948 Census of Business covered all establishments in the following trades, as defined by the Standard Industrial Classification Manual, May 1949 issue, of the Executive Office of the President: all retail trades; all wholesale trades; all service trades in the following four groups—personal services, business services, automobile repairs and services, and miscellaneous repair services; hotels; tourist courts and camps; and amusements, including motion picture theaters. Some important services not covered are radio broadcasting and television, medical and health, legal, educational, nonprofit, accounting, and domestic services.

This coverage is similar to that of the 1939 Business Census. However, "custom trades" and "services incidental to transportation," which are no longer included in the standard classification of the service trades, are not covered by the 1948 Census. In a number of localities, these exclusions as well as

other changes in the standard classification may have a considerable effect in comparing 1948 with 1939 data, particularly with respect to establishment count.

Establishment definition.—For Census purposes, a business establishment is defined to include only enterprises conducted from a recognizable place of business, provided that the annual sales were in excess of \$5,000 for a wholesale trade establishment and \$500 for establishments in other trades. A detailed analysis of coverage will be provided in future Censuses of Business publications.

"Number of establishments" is the number of separate business locations, rather than the number of business companies or organizations, since the Census figures represent information reported separately for each business location or establishment. The establishment count reflects the number of places in business at the end of 1948 excluding administrative and executive offices of multinational organizations, and "chain store" warehouses.

Sales and receipts.—"1948 sales and receipts" represents sales of merchandise and receipts from repairs and other services to customers. The figures reflect deductions for returned goods and allowances, but not for trade-in allowances; they exclude sales and excise taxes collected from customers and paid directly to any taxing agency.

Proprietors.—"Active proprietors..." represents owners and partners of unincorporated businesses who devoted the major portion of their time to the business in November 1948.

Employment.—"Number of paid employees..." represents all employees on the pay roll for the pay period ending nearest November 15, 1948. "Full workweek" employees, whether regular or seasonal, are those who in the November 15 pay period were paid for working at least the number of hours typically worked in a week by employees of the reporting establishment.

1948 CENSUS OF BUSINESS

RETAIL, WHOLESALE, SERVICE TRADES

U. S. DEPARTMENT OF COMMERCE
BUREAU OF THE CENSUS

PRELIMINARY

For Release March 22, 1950

Release Series BC-1P-40-068

ZIEBACH COUNTY, S. DAK.

Retail establishments located in Ziebach County, South Dakota, showed a substantial expansion in dollar volume of trade from 1939 to 1948 according to preliminary figures from the 1948 Census of Business released today by the Bureau of the Census, U. S. Department of Commerce.

Retail sales in the county during 1948 aggregated \$1.1 million, an increase of 450 percent over the \$0.2 million in 1939, when the preceding Census of Business was taken.

Employment in the county also rose over the 9-year period between 1939 and 1948 for the above trade. Retail establishments reported a combined total of 40 paid employees for the workweek ended nearest November 15, 1948. This compared with a total of 15 employees reported for the week of November 15, 1939.

These preliminary figures have been derived from a Census report on Ziebach County, South Dakota. Final figures, superseding the preliminary data for Ziebach County, will be included in a Bulletin for the State of South Dakota to be issued in several months. Similar data will be made available this year in preliminary and final form for each of the counties and States. A single copy of the preliminary release for Ziebach County as well as an order blank for other area releases may be obtained by writing to the Bureau of the Census, Washington 25, D. C.

Table 1.—CENSUS OF BUSINESS PRELIMINARY RESULTS FOR 1948, BY TRADE GROUP

ZIEBACH COUNTY, S. DAK.

Trade group and kind of business	Number of establishments	1948 sales and receipts (Thousand dollars)	Active proprietors of unincorporated businesses Nov. 1948	Paid employees, workweek ended nearest Nov. 15, 1948	
				Total employees ¹	Full workweek employees
RETAIL TRADE, total	25	1,147	22	40	31
Food group.....	7	301	9	8	7
Eating and drinking places.....	5	55	4	7	5
Gasoline service stations.....		Included with "All other retail stores"			
All other retail stores.....	13	791	9	25	19

¹/ Includes employees paid for less than the full workweek.

GENERAL DESCRIPTION OF PRELIMINARY RELEASES FOR THE 1948 CENSUS OF BUSINESS

This series of releases, of which one is planned for each county in the United States, presents preliminary results of the 1948 Census of Business. The information is based on reports submitted by business establishments for that Census. The figures shown are preliminary, and are subject to revision in the final Census publications, but the changes are expected to be relatively minor with respect to coverage. The final Census figures will be issued in a series of Business Census bulletins which will show additional detailed kind-of-business information for all places where there are a sufficient number of establishments.

The 1948 Census of Business was taken under the provision of the Act of June 19, 1948, which provides that the Business Census be taken for 1948 and for each fifth year thereafter. Previous Business Censuses were taken for the years 1929, 1933, 1935, and 1939.

Scope of the Census.—The 1948 Census of Business covered all establishments in the following trades, as defined by the Standard Industrial Classification Manual, May 1949 issue, of the Executive Office of the President: all retail trades; all wholesale trades; all service trades in the following four groups—personal services, business services, automobile repairs and services, and miscellaneous repair services; hotels; tourist courts and camps; and amusements, including motion picture theaters. Some important services not covered are radio broadcasting and television, medical and health, legal, educational, nonprofit, accounting, and domestic services.

This coverage is similar to that of the 1939 Business Census. However, "custom trades" and "services incidental to transportation," which are no longer included in the standard classification of the service trades, are not covered by the 1948 Census. In a number of localities, these exclusions as well as other changes in the standard classification may have a considerable effect in comparing

1948 with 1939 data, particularly with respect to establishment count.

Establishment definition.—For Census purposes, a business establishment is defined to include only enterprises conducted from a recognizable place of business, provided that the annual sales were in excess of \$5,000 for a wholesale trade establishment and \$500 for establishments in other trades. A detailed analysis of coverage will be provided in future Census of Business publications.

"Number of establishments" is the number of separate business locations, rather than the number of business companies or organizations, since the Census figures represent information reported separately for each business location or establishment. The establishment count reflects the number of places in business at the end of 1948 excluding administrative and executive offices of multiunit organizations, and "chain store" warehouses.

Sales and receipts.—"1948 sales and receipts" represents sales of merchandise and receipts from repairs and other services to customers. The figures reflect deductions for returned goods and allowances, but not for trade-in allowances; they exclude sales and excise taxes collected from customers and paid directly to any taxing agency.

Proprietors.—"Active proprietors..." represents owners and partners of unincorporated businesses who devoted the major portion of their time to the business in November 1948.

Employment.—"Number of paid employees..." represents all employees on the pay roll for the pay period ending nearest November 15, 1948. "Full workweek" employees, whether regular or seasonal, are those who in the November 15 pay period were paid for working at least the number of hours typically worked in a week by employees of the reporting establishment.





TENNESSEE

counties

TENNESSEE

1. Anderson
2. Bedford
3. Benton
4. Bledsoe
5. Blount
6. Bradley
7. Campbell
8. Cannon
9. Carroll
10. Carter
11. Cheatham
12. Chester
13. Claiborne
14. Clay
15. Cocke
16. Coffee
17. Crockett
18. Cumberland
19. Davidson
20. Decatur
21. De Kalb
22. Dickson
23. Dyer
24. Fayette
25. Fentress
26. Franklin
27. Gibson
28. Giles
29. Grainger
30. Greene
31. Grundy
32. Hamblen
33. Hamilton
34. Hancock
35. Hardeman
36. Hardin
37. Hawkins
38. Haywood
39. Henderson
40. Henry
41. Hickman
42. Houston
43. Humphreys
44. Jackson
45. Jefferson
46. Johnson
47. Knox
48. Lake
49. Lauderdale
50. Lawrence
51. Lewis
52. Lincoln
53. Loudon
54. McMinn
55. McNairy
56. Macon
57. Madison
58. Marion
59. Marshall
60. Maury
61. Meigs
62. Monroe
63. Montgomery
64. Moore
65. Morgan
66. Obien
67. Overton
68. Perry
69. Pickett
70. Polk
71. Putnam
72. Rhea
73. Roane
74. Robertson
75. Rutherford
76. Scott
77. Sequatchie
78. Sevier
79. Shelby
80. Smith



TENNESSEE ----- cont'd

- 81. Stewart
- 82. Sullivan
- 83. Sumner
- 84. Tipton
- 85. Trousdale
- 86. Unicoi
- 87. Union
- 88. Van Buren
- 89. Warren
- 90. Washington
- 91. Wayne
- 92. Weakley
- 93. White
- 94. Williamson
- 95. Wilson



1948 CENSUS OF BUSINESS

RETAIL, WHOLESALE, SERVICE TRADES

U. S. DEPARTMENT OF COMMERCE
BUREAU OF THE CENSUS

PRELIMINARY

For Release May 29, 1950

Release Series BC-1P-41-000

TENNESSEE

Retail, wholesale, and service establishments located in Tennessee showed a substantial expansion in dollar volume of trade from 1939 to 1948 according to preliminary figures from the 1948 Census of Business released today by the Bureau of the Census, U. S. Department of Commerce.

Retail sales in the State during 1948 aggregated \$2,074,200,000, an increase of 242 percent over the \$606,500,000 sales in 1939, when the preceding Census of Business was taken. Wholesale sales volume in the State showed a 306 percent rise over the same period, reaching a total of \$3,406,300,000 in 1948 as compared with \$839,500,000 in 1939. The service trades included in the Census of Business reported receipts totaling \$126,400,000 in 1948 compared with \$36,400,000 in 1939. Hotel receipts moved from \$10,000,000 in 1939 to \$23,100,000 in 1948. Amusement businesses in the State recorded receipts of \$27,000,000 in 1948 compared with \$9,900,000 in 1939.

Employment in the State also rose over the 9-year period between 1939 and 1948 for the trades covered by the Census of Business. Retail trade establishments reported 117,724 paid employees for the workweek ended nearest November 15, 1948. Of these, 98,009 worked the full week, and the remainder part of the week. The comparable total and full workweek figures for 1939 were 76,897 and 61,765. Wholesale trade establishments reported a total of 40,813 full- and part-week employees for the week of November 15, 1948, compared with 23,742 for the same week in 1939. For the selected service trades, November 15, 1948, paid employees numbered 25,829; the comparable figure for 1939, adjusted for change in scope between the two Censuses, was 16,557.

These preliminary figures have been compiled from similar releases being made available for each county in Tennessee. Final figures, superseding the preliminary data for Tennessee, will be included in a State Bulletin to be issued in several months. Similar data will be made available in preliminary and final form for each of the States.

A single copy of the preliminary release for the State of Tennessee as well as an order blank for other area releases may be obtained by writing to the Bureau of the Census, Washington 25, D. C.

Table 1.—CENSUS OF BUSINESS PRELIMINARY RESULTS FOR 1948, BY TRADE GROUP
TENNESSEE

Trade group and kind of business	Number of establishments	1948 sales and receipts (Thousand dollars)	Active proprietors of unincorporated businesses Nov. 1948	Paid employees, workweek ended nearest Nov. 15, 1948	
				Total employees ¹	Full workweek employees
RETAIL TRADE, total.....	32,602	2,074,189	32,325	117,724	98,009
Food group.....	11,757	457,068	11,914	15,455	11,387
Eating and drinking places.....	5,360	114,555	5,459	17,879	15,303
General merchandise grp, general stores	2,694	351,938	2,448	27,980	21,684
Apparel group.....	1,414	141,581	1,165	9,237	7,215
Furniture-home furnishings-appliance grp	1,462	121,034	1,397	7,076	6,553
Automotive group.....	1,541	369,760	1,538	11,852	11,301
Gasoline service stations.....	3,200	112,557	3,299	6,331	5,347
Lumber-building-hardware group.....	1,434	171,397	1,435	8,805	8,026
Drug and proprietary stores.....	1,013	62,551	1,057	5,093	4,215
All other retail stores.....	2,727	171,748	2,613	8,016	6,978
WHOLESALE TRADE, total.....	3,510	3,406,328	2,467	40,813	x
Merchant wholesalers, total.....	2,022	1,748,816	1,474	28,530	x
Groceries, confectionery, meat.....	250	253,104	174	3,979	x
Farm products, edible.....	274	105,877	286	3,509	x
Tobacco.....	28	31,354	33	323	x
Furniture, home furnishings.....	40	11,296	21	489	x
Automotive supplies.....	222	50,179	152	2,443	x
Electrical merchandise.....	97	97,202	33	1,787	x
Hardware, plumbing, heating.....	60	96,781	20	2,968	x
Lumber, construction materials.....	87	43,198	60	1,625	x
Mach'y, equip't, industrial supplies	312	113,812	172	3,723	x
All other merchant wholesalers.....	652	946,013	523	7,684	x
Manufact'rs' sales branches, offices..	373	636,041	23	6,372	x
Petroleum bulk plants, terminals.....	344	172,753	283	1,900	x
Agents, brokers (merchandise).....	426	734,894	447	2,442	x
Assemblers of farm products.....	345	113,824	240	1,569	x
SELECTED SERVICE TRADES, total.....	7,897	126,377	8,102	25,829	24,034
Personal services.....	4,856	73,904	5,022	19,496	18,206
Business services.....	340	12,714	256	1,959	1,781
Automotive repairs and services.....	1,511	27,968	1,568	2,943	2,745
Other repairs and services.....	1,190	11,791	1,256	1,431	1,302
HOTELS.....	315	23,111	262	6,320	5,915
TOURIST COURTS AND CAMPS.....	364	3,923	360	562	491
AMUSEMENTS.....	931	26,962	662	3,983	x

x Not available.

1/ Includes employees paid for less than the full workweek.

1948 CENSUS OF BUSINESS

RETAIL, WHOLESALE, SERVICE TRADES

U. S. DEPARTMENT OF COMMERCE
BUREAU OF THE CENSUS

PRELIMINARY

For Release May 15, 1950

Release Series BC-1P-41-001

ANDERSON COUNTY, TENN.

Retail and service establishments located in Anderson County, Tennessee, showed a substantial expansion in dollar volume of trade from 1939 to 1948 according to preliminary figures from the 1948 Census of Business released today by the Bureau of the Census, U. S. Department of Commerce.

Retail sales in the county during 1948 aggregated \$29.7 million, an increase of 851 percent over the \$3.1 million in 1939, when the preceding Census of Business was taken. The service trades included in the Census of Business recorded receipts totaling \$1.1 million in 1948 compared with \$0.1 million in 1939. Wholesale sales in the county reached a total of \$3.2 million in 1948. No comparable figure for 1939 is available.

Employment in the county rose over the 9-year period between 1939 and 1948 for the retail and service trades. Establishments in these trades reported a combined total of 1,693 paid employees for the workweek ended nearest November 15, 1948. This compared with a total of 327 employees reported for the week of November 15, 1939. Wholesale trade establishments reported a total of 35 paid employees for the week of November 15, 1948.

These preliminary figures have been derived from a Census report on Anderson County, Tennessee, which also includes data for the city of Clinton. Final figures, superseding the preliminary data for Anderson County, will be included in a Bulletin for the State of Tennessee to be issued in several months. Similar data will be made available this year in preliminary and final form for each of the counties and States. A single copy of the preliminary release for Anderson County as well as an order blank for other area releases may be obtained by writing to the Bureau of the Census, Washington 25, D. C.

Table 1.—CENSUS OF BUSINESS PRELIMINARY RESULTS FOR 1948, BY TRADE GROUP

ANDERSON COUNTY, TENN.

Trade group and kind of business	Number of establishments	1948 sales and receipts (Thousand dollars)	Active proprietors of unincorporated businesses Nov. 1948	Paid employees, workweek ended nearest Nov. 15, 1948	
				Total employees ¹	Full workweek employees
RETAIL TRADE, total.....	377	29,663	372	1,490	1,217
Food group.....	147	10,857	156	351	277
Eating and drinking places.....	64	1,903	58	296	216
General merchandise grp, general stores.....	25	2,421	15	191	132
Apparel group.....	14	1,951	10	101	73
Furniture-home furnishgs-appliance grp.....	17	867	17	54	48
Automotive group.....	17	3,583	13	153	144
Gasoline service stations.....	39	2,077	53	94	90
Lumber-building-hardware group.....	9	833	7	38	37
Drug and proprietary stores.....	16	1,522	12	149	145
All other retail stores.....	29	3,649	31	63	55
WHOLESALE TRADE.....	6	3,204	1	35	x
SELECTED SERVICE TRADES, ² /total.....	82	1,064	87	203	188
Personal services.....	54	768	58	160	149
All other service trades.....	28	296	29	43	39
AMUSEMENTS.....	19	240	6	95	x

x Not available.

¹/ Includes employees paid for less than the full workweek.

²/ See General Description on last page for changes from the 1939 Census of Business in the coverage of Service Trades.

Table 2.—CENSUS OF BUSINESS PRELIMINARY RESULTS FOR 1948 FOR CITIES OF 2,500 INHABITANTS OR MORE
ANDERSON COUNTY, TENN.

(Data omitted for trade groups where necessary to avoid disclosure)

City and trade group ¹	Number of establishments	1948 sales and receipts (Thousand dollars)	Active proprietors of unincorporated businesses Nov. 1948	Paid employees, workweek ended nearest Nov. 15, 1948	
				Total employees ²	Full workweek employees
Clinton:					
Retail trade.....	79	6,241	71	325	270
Selected service trades....	24	230	21	58	54
Remainder of county:					
Retail trade.....	298	23,422	301	1,165	947
Selected service trades....	58	834	66	145	134

- 1/ See General Description on this page for changes from the 1939 Census of Business in the coverage of Service Trades.
2/ Includes employees paid for less than the full workweek.

GENERAL DESCRIPTION OF PRELIMINARY RELEASES FOR THE 1948 CENSUS OF BUSINESS

This series of releases, of which one is planned for each county in the United States, presents preliminary results of the 1948 Census of Business. The information is based on reports submitted by business establishments for that Census. The figures shown are preliminary, and are subject to revision in the final Census publications, but the changes are expected to be relatively minor with respect to coverage. The final Census figures will be issued in a series of Business Census bulletins which will show additional detailed kind-of-business information for all places where there are a sufficient number of establishments.

The 1948 Census of Business was taken under the provision of the Act of June 19, 1948, which provides that the Business Census be taken for 1948 and for each fifth year thereafter. Previous Business Censuses were taken for the years 1929, 1933, 1935, and 1939.

Scope of the Census.—The 1948 Census of Business covered all establishments in the following trades, as defined by the Standard Industrial Classification Manual, May 1949 issue, of the Executive Office of the President: all retail trades; all wholesale trades; all service trades in the following four groups—personal services, business services, automobile repairs and services, and miscellaneous repair services; hotels; tourist courts and camps; and amusements, including motion picture theaters. Some important services not covered are radio broadcasting and television, medical and health, legal, educational, nonprofit, accounting, and domestic services.

This coverage is similar to that of the 1939 Business Census. However, "custom trades" and "services incidental to transportation," which are no longer included in the standard classification of the service trades, are not covered by the 1948 Census. In a number of localities, these exclusions as well as

other changes in the standard classification may have a considerable effect in comparing 1948 with 1939 data, particularly with respect to establishment count.

Establishment definition.—For Census purposes, a business establishment is defined to include only enterprises conducted from a recognizable place of business, provided that the annual sales were in excess of \$5,000 for a wholesale trade establishment and \$500 for establishments in other trades. A detailed analysis of coverage will be provided in future Censuses of Business publications.

"Number of establishments" is the number of separate business locations, rather than the number of business companies or organizations, since the Census figures represent information reported separately for each business location or establishment. The establishment count reflects the number of places in business at the end of 1948 excluding administrative and executive offices of multiunit organizations, and "chain store" warehouses.

Sales and receipts.—"1948 sales and receipts" represents sales of merchandise and receipts from repairs and other services to customers. The figures reflect deductions for returned goods and allowances, but not for trade-in allowances; they exclude sales and excise taxes collected from customers and paid directly to any taxing agency.

Proprietors.—"Active proprietors..." represents owners and partners of unincorporated businesses who devoted the major portion of their time to the business in November 1948.

Employment.—"Number of paid employees..." represents all employees on the pay roll for the pay period ending nearest November 15, 1948. "Full workweek" employees, whether regular or seasonal, are those who in the November 15 pay period were paid for working at least the number of hours typically worked in a week by employees of the reporting establishment.

1948 CENSUS OF BUSINESS

RETAIL, WHOLESALE, SERVICE TRADES

U. S. DEPARTMENT OF COMMERCE
BUREAU OF THE CENSUS

PRELIMINARY

For Release April 13, 1950

Release Series BC-1P-41-002

BEDFORD COUNTY, TENN.

Retail, wholesale, and service establishments located in Bedford County, Tennessee, showed a substantial expansion in dollar volume of trade from 1939 to 1948 according to preliminary figures from the 1948 Census of Business released today by the Bureau of the Census, U. S. Department of Commerce.

Retail sales in the county during 1948 aggregated \$13.6 million, an increase of 232 percent over the \$4.1 million in 1939, when the preceding Census of Business was taken. Wholesale sales in the county reached a total of \$4.4 million in 1948 as compared with \$1.0 million in 1939. The service trades included in the Census of Business recorded receipts totaling \$684,000 in 1948 compared with \$191,000 in 1939.

Employment in the county also rose over the 9-year period between 1939 and 1948 for the above trades. Establishments in these trades reported a combined total of 1,036 paid employees for the workweek ended nearest November 15, 1948. This compared with a total of 555 employees reported for the week of November 15, 1939.

These preliminary figures have been derived from a Census report on Bedford County, Tennessee, which also includes data for the city of Shelbyville. Final figures, superseding the preliminary data for Bedford County, will be included in a Bulletin for the State of Tennessee to be issued in several months. Similar data will be made available this year in preliminary and final form for each of the counties and States. A single copy of the preliminary release for Bedford County as well as an order blank for other area releases may be obtained by writing to the Bureau of the Census, Washington 25, D. C.

Table 1.—CENSUS OF BUSINESS PRELIMINARY RESULTS FOR 1948, BY TRADE GROUP
BEDFORD COUNTY, TENN.

Trade group and kind of business	Number of establishments	1948 sales and receipts (Thousand dollars)	Active proprietors of unincorporated businesses Nov. 1948	Paid employees, workweek ended nearest Nov. 15, 1948	
				Total employees ¹	Full workweek employees
RETAIL TRADE, total.....	306	13,553	317	795	617
Food group.....	118	3,251	129	123	76
Eating and drinking places.....	45	566	48	80	67
General merchandise grp, general stores	18	1,254	10	133	79
Apparel group.....	12	631	10	30	22
Furniture-home furnishgs-appliance grp	21	1,267	22	76	62
Automotive group.....	15	3,136	16	113	109
Gasoline service stations.....	30	786	33	55	45
Lumber-building-hardware group.....	17	1,421	19	84	77
Drug and proprietary stores.....	8	350	9	32	26
All other retail stores.....	22	891	21	69	54
WHOLESALE TRADE.....	18	4,359	17	86	x
SELECTED SERVICE TRADES, ² /total.....	79	684	85	155	136
Personal services.....	41	386	43	121	106
All other service trades.....	38	298	42	34	30

x Not available.

¹/ Includes employees paid for less than the full workweek.

²/ See General Description on last page for changes from the 1939 Census of Business in the coverage of Service Trades.

Table 2.—CENSUS OF BUSINESS PRELIMINARY RESULTS FOR 1948 FOR CITIES OF 2,500 INHABITANTS OR MORE

BEDFORD COUNTY, TENN.

(Data omitted for trade groups where necessary to avoid disclosure)

City and trade group	Number of establishments	1948 sales and receipts (Thousand dollars)	Active proprietors of unincorporated businesses Nov. 1948	Paid employees, workweek ended nearest Nov. 15, 1948	
				Total ¹ employees	Full workweek employees
Shelbyville:					
Retail trade.....	200	11,839	206	723	566
Remainder of county:					
Retail trade.....	106	1,714	111	72	51

¹/ Includes employees paid for less than the full workweek.

GENERAL DESCRIPTION OF PRELIMINARY RELEASES FOR THE 1948 CENSUS OF BUSINESS

This series of releases, of which one is planned for each county in the United States, presents preliminary results of the 1948 Census of Business. The information is based on reports submitted by business establishments for that Census. The figures shown are preliminary, and are subject to revision in the final Census publications, but the changes are expected to be relatively minor with respect to coverage. The final Census figures will be issued in a series of Business Census bulletins which will show additional detailed kind-of-business information for all places where there are a sufficient number of establishments.

The 1948 Census of Business was taken under the provision of the Act of June 19, 1948, which provides that the Business Census be taken for 1948 and for each fifth year thereafter. Previous Business Censuses were taken for the years 1929, 1933, 1935, and 1939.

Scope of the Census.—The 1948 Census of Business covered all establishments in the following trades, as defined by the Standard Industrial Classification Manual, May 1949 issue, of the Executive Office of the President: all retail trades; all wholesale trades; all service trades in the following four groups—personal services, business services, automobile repairs and services, and miscellaneous repair services; hotels; tourist courts and camps; and amusements, including motion picture theaters. Some important services not covered are radio broadcasting and television, medical and health, legal, educational, nonprofit, accounting, and domestic services.

This coverage is similar to that of the 1939 Business Census. However, "custom trades" and "services incidental to transportation," which are no longer included in the standard classification of the service trades, are not covered by the 1948 Census. In a number of localities, these exclusions as well as other changes in the standard classification may have

a considerable effect in comparing 1948 with 1939 data, particularly with respect to establishment count.

Establishment definition.—For Census purposes, a business establishment is defined to include only enterprises conducted from a recognizable place of business, provided that the annual sales were in excess of \$5,000 for a wholesale trade establishment and \$500 for establishments in other trades. A detailed analysis of coverage will be provided in future Census of Business publications.

"Number of establishments" is the number of separate business locations, rather than the number of business companies or organizations, since the Census figures represent information reported separately for each business location or establishment. The establishment count reflects the number of places in business at the end of 1948 excluding administrative and executive offices of multiunit organizations, and "chain store" warehouses.

Sales and receipts.—"1948 sales and receipts" represents sales of merchandise and receipts from repairs and other services to customers. The figures reflect deductions for returned goods and allowances, but not for trade-in allowances; they exclude sales and excise taxes collected from customers and paid directly to any taxing agency.

Proprietors.—"Active proprietors..." represents owners and partners of unincorporated businesses who devoted the major portion of their time to the business in November 1948.

Employment.—"Number of paid employees..." represents all employees on the pay roll for the pay period ending nearest November 15, 1948. "Full workweek" employees, whether regular or seasonal, are those who in the November 15 pay period were paid for working at least the number of hours typically worked in a week by employees of the reporting establishment.

1948 CENSUS OF BUSINESS

RETAIL, WHOLESALE, SERVICE TRADES

U. S. DEPARTMENT OF COMMERCE
BUREAU OF THE CENSUS

PRELIMINARY

For Release April 12, 1950

Release Series BC-1P41-003

BENTON COUNTY, TENN.

Retail and service establishments located in Benton County, Tennessee, showed a substantial expansion in dollar volume of trade from 1939 to 1948 according to preliminary figures from the 1948 Census of Business released today by the Bureau of the Census, U. S. Department of Commerce.

Retail sales in the county during 1948 aggregated \$3.7 million, an increase of 208 percent over the \$1.2 million in 1939, when the preceding Census of Business was taken. The service trades included in the Census of Business recorded receipts totaling \$119,000 in 1948 compared with \$59,000 in 1939.

Employment in the county also rose over the 9-year period between 1939 and 1948 for the above trades. Establishments in these trades reported a combined total of 191 paid employees for the workweek ended nearest November 15, 1948. This compared with a total of 118 employees reported for the week of November 15, 1939.

These preliminary figures have been derived from a Census report on Benton County, Tennessee. Final figures, superseding the preliminary data for Benton County, will be included in a Bulletin for the State of Tennessee to be issued in several months. Similar data will be made available this year in preliminary and final form for each of the counties and States. A single copy of the preliminary release for Benton County as well as an order blank for other area releases may be obtained by writing to the Bureau of the Census, Washington 25, D. C.

Table 1.—CENSUS OF BUSINESS PRELIMINARY RESULTS FOR 1948, BY TRADE GROUP
BENTON COUNTY, TENN.

Trade group and kind of business	Number of establishments	1948 sales and receipts (Thousand dollars)	Active proprietors of unincorporated businesses Nov. 1948	Paid employees, workweek ended nearest Nov. 15, 1948	
				Total employees ¹	Full workweek employees
RETAIL TRADE, total.....	117	3,678	114	169	122
Food group.....	45	964	44	25	15
Eating and drinking places.....	16	152	13	26	16
Gasoline service stations.....	15	214	15	15	12
All other retail stores.....	41	2,348	42	103	79
SELECTED SERVICE TRADES ^{2/}	24	119	23	22	20

^{1/} Includes employees paid for less than the full workweek.

^{2/} See General Description on last page for changes from the 1939 Census of Business in the coverage of Service Trades.

GENERAL DESCRIPTION OF PRELIMINARY RELEASES FOR THE 1948 CENSUS OF BUSINESS

This series of releases, of which one is planned for each county in the United States, presents preliminary results of the 1948 Census of Business. The information is based on reports submitted by business establishments for that Census. The figures shown are preliminary, and are subject to revision in the final Census publications, but the changes are expected to be relatively minor with respect to coverage. The final Census figures will be issued in a series of Business Census bulletins which will show additional detailed kind-of-business information for all places where there are a sufficient number of establishments.

The 1948 Census of Business was taken under the provision of the Act of June 19, 1948, which provides that the Business Census be taken for 1948 and for each fifth year thereafter. Previous Business Censuses were taken for the years 1929, 1933, 1935, and 1939.

Scope of the Census.—The 1948 Census of Business covered all establishments in the following trades, as defined by the Standard Industrial Classification Manual, May 1949 issue, of the Executive Office of the President: all retail trades; all wholesale trades; all service trades in the following four groups—personal services, business services, automobile repairs and services, and miscellaneous repair services; hotels; tourist courts and camps; and amusements, including motion picture theaters. Some important services not covered are radio broadcasting and television, medical and health, legal, educational, nonprofit, accounting, and domestic services.

This coverage is similar to that of the 1939 Business Census. However, "custom trades" and "services incidental to transportation," which are no longer included in the standard classification of the service trades, are not covered by the 1948 Census. In a number of localities, these exclusions as well as other changes in the standard classification may have a considerable effect in comparing

1948 with 1939 data, particularly with respect to establishment count.

Establishment definition.—For Census purposes, a business establishment is defined to include only enterprises conducted from a recognizable place of business, provided that the annual sales were in excess of \$5,000 for a wholesale trade establishment and \$500 for establishments in other trades. A detailed analysis of coverage will be provided in future Census of Business publications.

"Number of establishments" is the number of separate business locations, rather than the number of business companies or organizations, since the Census figures represent information reported separately for each business location or establishment. The establishment count reflects the number of places in business at the end of 1948 excluding administrative and executive offices of multiunit organizations, and "chain store" warehouses.

Sales and receipts.—"1948 sales and receipts" represents sales of merchandise and receipts from repairs and other services to customers. The figures reflect deductions for returned goods and allowances, but not for trade-in allowances; they exclude sales and excise taxes collected from customers and paid directly to any taxing agency.

Proprietors.—"Active proprietors..." represents owners and partners of unincorporated businesses who devoted the major portion of their time to the business in November 1948.

Employment.—"Number of paid employees..." represents all employees on the pay roll for the pay period ending nearest November 15, 1948. "Full workweek" employees, whether regular or seasonal, are those who in the November 15 pay period were paid for working at least the number of hours typically worked in a week by employees of the reporting establishment.

1948 CENSUS OF BUSINESS

RETAIL, WHOLESALE, SERVICE TRADES

U. S. DEPARTMENT OF COMMERCE
BUREAU OF THE CENSUS

PRELIMINARY

For Release April 13, 1950

Release Series BC-1P41-004

BLEDSOE COUNTY, TENN.

Retail establishments located in Bledsoe County, Tennessee, showed a substantial expansion in dollar volume of trade from 1939 to 1948 according to preliminary figures from the 1948 Census of Business released today by the Bureau of the Census, U. S. Department of Commerce.

Retail sales in the county during 1948 aggregated \$2.3 million, an increase of 283 percent over the \$0.6 million in 1939, when the preceding Census of Business was taken.

Employment in the county also rose over the 9-year period between 1939 and 1948 for the above trade. Retail establishments reported a total of 77 paid employees for the workweek ended nearest November 15, 1948. This compared with a total of 37 employees reported for the week of November 15, 1939.

These preliminary figures have been derived from a Census report on Bledsoe County, Tennessee. Final figures, superseding the preliminary data for Bledsoe County, will be included in a Bulletin for the State of Tennessee to be issued in several months. Similar data will be made available this year in preliminary and final form for each of the counties and States. A single copy of the preliminary release for Bledsoe County as well as an order blank for other area releases may be obtained by writing to the Bureau of the Census, Washington 25, D. C.

Table 1.—CENSUS OF BUSINESS PRELIMINARY RESULTS FOR 1948, BY TRADE GROUP
BLEDSOE COUNTY, TENN.

Trade group and kind of business	Number of establishments	1948 sales and receipts (Thousand dollars)	Active proprietors of unincorporated businesses Nov. 1948	Paid employees, workweek ended nearest Nov. 15, 1948	
				Total employees ¹	Full workweek employees
RETAIL TRADE, total.....	67	2,282	61	77	66
Food group.....	31	627	28	10	8
Eating and drinking places.....	5	66	4	9	8
Gasoline service stations.....	6	167	6	8	7
All other retail stores.....	25	1,422	23	50	43

1/ Includes employees paid for less than the full workweek.

GENERAL DESCRIPTION OF PRELIMINARY RELEASES FOR THE 1948 CENSUS OF BUSINESS

This series of releases, of which one is planned for each county in the United States, presents preliminary results of the 1948 Census of Business. The information is based on reports submitted by business establishments for that Census. The figures shown are preliminary, and are subject to revision in the final Census publications, but the changes are expected to be relatively minor with respect to coverage. The final Census figures will be issued in a series of Business Census bulletins which will show additional detailed kind-of-business information for all places where there are a sufficient number of establishments.

The 1948 Census of Business was taken under the provision of the Act of June 19, 1948, which provides that the Business Census be taken for 1948 and for each fifth year thereafter. Previous Business Censuses were taken for the years 1929, 1933, 1935, and 1939.

Scope of the Census.—The 1948 Census of Business covered all establishments in the following trades, as defined by the Standard Industrial Classification Manual, May 1949 issue, of the Executive Office of the President: all retail trades; all wholesale trades; all service trades in the following four groups—personal services, business services, automobile repairs and services, and miscellaneous repair services; hotels; tourist courts and camps; and amusements, including motion picture theaters. Some important services not covered are radio broadcasting and television, medical and health, legal, educational, nonprofit, accounting, and domestic services.

This coverage is similar to that of the 1939 Business Census. However, "custom trades" and "services incidental to transportation," which are no longer included in the standard classification of the service trades, are not covered by the 1948 Census. In a number of localities, these exclusions as well as other changes in the standard classification may have a considerable effect in comparing

1948 with 1939 data, particularly with respect to establishment count.

Establishment definition.—For Census purposes, a business establishment is defined to include only enterprises conducted from a recognizable place of business, provided that the annual sales were in excess of \$5,000 for a wholesale trade establishment and \$500 for establishments in other trades. A detailed analysis of coverage will be provided in future Census of Business publications.

"Number of establishments" is the number of separate business locations, rather than the number of business companies or organizations, since the Census figures represent information reported separately for each business location or establishment. The establishment count reflects the number of places in business at the end of 1948 excluding administrative and executive offices of multiunit organizations, and "chain store" warehouses.

Sales and receipts.—"1948 sales and receipts" represents sales of merchandise and receipts from repairs and other services to customers. The figures reflect deductions for returned goods and allowances, but not for trade-in allowances; they exclude sales and excise taxes collected from customers and paid directly to any taxing agency.

Proprietors.—"Active proprietors..." represents owners and partners of unincorporated businesses who devoted the major portion of their time to the business in November 1948.

Employment.—"Number of paid employees..." represents all employees on the pay roll for the pay period ending nearest November 15, 1948. "Full workweek" employees, whether regular or seasonal, are those who in the November 15 pay period were paid for working at least the number of hours typically worked in a week by employees of the reporting establishment.

1948 CENSUS OF BUSINESS

RETAIL, WHOLESALE, SERVICE TRADES

U. S. DEPARTMENT OF COMMERCE
BUREAU OF THE CENSUS

PRELIMINARY

For Release April 13, 1950

Release Series BC-1P-41-005

BLOUNT COUNTY, TENN.

Retail, wholesale, and service establishments located in Blount County, Tennessee, showed a substantial expansion in dollar volume of trade from 1939 to 1948 according to preliminary figures from the 1948 Census of Business released today by the Bureau of the Census, U. S. Department of Commerce.

Retail sales in the county during 1948 aggregated \$27.1 million, an increase of 330 percent over the \$6.3 million in 1939, when the preceding Census of Business was taken. Wholesale sales in the county reached a total of \$4.8 million in 1948 as compared with \$1.5 million in 1939. The service trades included in the Census of Business recorded receipts totaling \$1.1 million in 1948 compared with \$0.3 million in 1939.

Employment in the county also rose over the 9-year period between 1939 and 1948 for the above trades. Establishments in these trades reported a combined total of 1,796 paid employees for the workweek ended nearest November 15, 1948. This compared with a total of 872 employees reported for the week of November 15, 1939.

These preliminary figures have been derived from a Census report on Blount County, Tennessee, which also includes data for the cities of Alcoa and Maryville. Final figures, superseding the preliminary data for Blount County, will be included in a Bulletin for the State Tennessee to be issued in several months. Similar data will be made available this year in preliminary and final form for each of the counties and States. A single copy of the preliminary release for Blount County as well as an order blank for other area releases may be obtained by writing to the Census, Washington 25, D. C.

Table 1.—CENSUS OF BUSINESS PRELIMINARY RESULTS FOR 1948, BY TRADE GROUP
BLOUNT COUNTY, TENN.

Trade group and kind of business	Number of establishments	1948 sales and receipts (Thousand dollars)	Active proprietors of unincorporated businesses Nov. 1948	Paid employees, workweek ended nearest Nov. 15, 1948	
				Total employees ¹	Full workweek employees
RETAIL TRADE, total.....	410	27,121	418	1,500	1,258
Food group.....	173	7,423	179	208	167
Eating and drinking places.....	45	1,522	46	191	162
General merchandise grp, general stores.....	24	3,461	17	296	207
Apparel group.....	12	1,077	12	90	68
Furniture-home furnishgs-appliance grp.....	21	2,007	21	96	92
Automotive group.....	22	4,923	22	219	218
Gasoline service stations.....	54	1,855	58	91	72
Lumber-building-hardware group.....	21	2,070	26	121	104
Drug and proprietary stores.....	10	955	9	90	83
All other retail stores.....	28	1,828	28	98	85
WHOLESALE TRADE.....	14	4,801	9	93	x
SELECTED SERVICE TRADES, ^{2/} total.....	85	1,129	89	203	190
Personal services.....	56	718	59	161	149
All other service trades.....	29	411	30	42	41
TOURIST COURTS AND CAMPS.....	10	50	7	8	5

x Not available.

^{1/} Includes employees paid for less than the full workweek.

^{2/} See General Description on last page for changes from the 1939 Census of Business in the coverage of Service Trades.

Table 2.—CENSUS OF BUSINESS PRELIMINARY RESULTS FOR 1948 FOR CITIES OF 2,500 INHABITANTS OR MORE

BLOUNT COUNTY, TENN.

(Data omitted for trade groups where necessary to avoid disclosure)

City and trade group ¹	Number of establishments	1948 sales and receipts (Thousand dollars)	Active proprietors of unincorporated businesses Nov. 1948	Paid employees, workweek ended nearest Nov. 15, 1948	
				Total employees ²	Full workweek employees
Alcoa:					
Retail trade.....	27	1,650	30	99	92
Selected services trades...	5	23	4	5	5
Maryville:					
Retail trade.....	160	18,698	144	1,118	941
Selected service trades....	62	916	66	175	162
Remainder of county:					
Retail trade.....	223	6,773	244	283	225
Selected service trades....	18	190	19	23	23
Tourist courts and camps...	10	50	7	8	5

1/ See General Description on this page for changes from the 1939 Census of Business in the coverage of Service Trades.

2/ Includes employees paid for less than the full workweek.

GENERAL DESCRIPTION OF PRELIMINARY RELEASES FOR THE 1948 CENSUS OF BUSINESS

This series of releases, of which one is planned for each county in the United States, presents preliminary results of the 1948 Census of Business. The information is based on reports submitted by business establishments for that Census. The figures shown are preliminary, and are subject to revision in the final Census publications, but the changes are expected to be relatively minor with respect to coverage. The final Census figures will be issued in a series of Business Census bulletins which will show additional detailed kind-of-business information for all places where there are a sufficient number of establishments.

The 1948 Census of Business was taken under the provision of the Act of June 19, 1948, which provides that the Business Census be taken for 1948 and for each fifth year thereafter. Previous Business Censuses were taken for the years 1929, 1933, 1935, and 1939.

Scope of the Census.—The 1948 Census of Business covered all establishments in the following trades, as defined by the Standard Industrial Classification Manual, May 1949 issue, of the Executive Office of the President: all retail trades; all wholesale trades; all service trades in the following four groups—personal services, business services, automobile repairs and services, and miscellaneous repair services; hotels; tourist courts and camps; and amusements, including motion picture theaters. Some important services not covered are radio broadcasting and television, medical and health, legal, educational, nonprofit, accounting, and domestic services.

This coverage is similar to that of the 1939 Business Census. However, "custom trades" and "services incidental to transportation," which are no longer included in the standard classification of the service trades, are not covered by the 1948 Census. In a number of localities, these exclusions as well as

other changes in the standard classification may have a considerable effect in comparing 1948 with 1939 data, particularly with respect to establishment count.

Establishment definition.—For Census purposes, a business establishment is defined to include only enterprises conducted from a recognizable place of business, provided that the annual sales were in excess of \$5,000 for a wholesale trade establishment and \$500 for establishments in other trades. A detailed analysis of coverage will be provided in future Censuses of Business publications.

"Number of establishments" is the number of separate business locations, rather than the number of business companies or organizations, since the Census figures represent information reported separately for each business location or establishment. The establishment count reflects the number of places in business at the end of 1948 excluding administrative and executive offices of multiunit organizations, and "chain store" warehouses.

Sales and receipts.—"1948 sales and receipts" represents sales of merchandise and receipts from repairs and other services to customers. The figures reflect deductions for returned goods and allowances, but not for trade-in allowances; they exclude sales and excise taxes collected from customers and paid directly to any taxing agency.

Proprietors.—"Active proprietors..." represents owners and partners of unincorporated businesses who devoted the major portion of their time to the business in November 1948.

Employment.—"Number of paid employees..." represents all employees on the pay roll for the pay period ending nearest November 15, 1948. "Full workweek" employees, whether regular or seasonal, are those who in the November 15 pay period were paid for working at least the number of hours typically worked in a week by employees of the reporting establishment.

1948 CENSUS OF BUSINESS

RETAIL, WHOLESALE, SERVICE TRADES

U. S. DEPARTMENT OF COMMERCE
BUREAU OF THE CENSUS

PRELIMINARY

For Release April 13, 1950

Release Series BC-1P-41-006

BRADLEY COUNTY, TENN.

Retail, wholesale, and service establishments located in Bradley County, Tennessee, showed a substantial expansion in dollar volume of trade from 1939 to 1948 according to preliminary figures from the 1948 Census of Business released today by the Bureau of the Census, U. S. Department of Commerce.

Retail sales in the county during 1948 aggregated \$18.4 million, an increase of 276 percent over the \$4.9 million in 1939, when the preceding Census of Business was taken. Wholesale sales in the county reached a total of \$5.0 million in 1948 as compared with \$1.4 million in 1939. The service trades included in the Census of Business recorded receipts totaling \$910,000 in 1948 compared with \$275,000 in 1939.

Employment in the county also rose over the 9-year period between 1939 and 1948 for the above trades. Establishments in these trades reported a combined total of 1,304 paid employees for the workweek ended nearest November 15, 1948. This compared with a total of 683 employees reported for the week of November 15, 1939.

These preliminary figures have been derived from a Census report on Bradley County, Tennessee, which also includes data for the city of Cleveland. Final figures, superseding the preliminary data for Bradley County, will be included in a Bulletin for the State of Tennessee to be issued in several months. Similar data will be made available this year in preliminary and final form for each of the counties and States. A single copy of the preliminary release for Bradley County as well as an order blank for other area releases may be obtained by writing to the Bureau of the Census, Washington 25, D. C.

Table 1.—CENSUS OF BUSINESS PRELIMINARY RESULTS FOR 1948, BY TRADE GROUP
BRADLEY COUNTY, TENN.

Trade group and kind of business	Number of establishments	1948 sales and receipts (Thousand dollars)	Active proprietors of unincorporated businesses Nov. 1948	Paid employees, workweek ended nearest Nov. 15, 1948	
				Total employees ¹	Full workweek employees
RETAIL TRADE, total.....	329	18,415	318	972	766
Food group.....	111	4,461	108	141	98
Eating and drinking places.....	54	1,106	54	122	110
General merchandise grp, general stores.....	18	1,418	10	152	75
Apparel group.....	20	1,021	19	64	45
Furniture-home furnishgs-appliance grp.....	17	871	19	52	45
Automotive group.....	23	3,784	21	154	152
Gasoline service stations.....	45	1,113	46	72	60
Lumber-building-hardware group.....	16	2,439	18	127	101
All other retail stores.....	25	2,202	23	88	80
WHOLESALE TRADE, total.....	20	4,966	21	96	x
Merchant wholesalers.....	12	2,611	11	68	x
Other types of wholesalers.....	8	2,355	10	28	x
SELECTED SERVICE TRADES, ² /total.....	85	910	91	236	226
Personal services.....	47	643	53	188	179
All other service trades.....	38	267	38	48	47
TOURIST COURTS AND CAMPS.....	5	21	6	1	1

x Not available.

¹/ Includes employees paid for less than the full workweek.

²/ See General Description on last page for changes from the 1939 Census of Business in the coverage of Service Trades.

Table 2.—CENSUS OF BUSINESS PRELIMINARY RESULTS FOR 1948 FOR CITIES OF 2,500 INHABITANTS OR MORE

BRADLEY COUNTY, TENN.

(Data omitted for trade groups where necessary to avoid disclosure)

City and trade group ¹	Number of establishments	1948 sales and receipts (Thousand dollars)	Active proprietors of unincorporated businesses Nov. 1948	Paid employees, workweek ended nearest Nov. 15, 1948	
				Total employees ²	Full workweek employees
Cleveland:					
Retail trade.....	224	15,641	207	889	700
Selected service trades....	69	816	73	223	214
Remainder of county:					
Retail trade.....	105	2,774	111	83	66
Selected service trades....	16	94	18	13	12
Tourist courts and camps...	5	21	6	1	1

^{1/} See General Description on this page for changes from the 1939 Census of Business in the coverage of Service Trades.

^{2/} Includes employees paid for less than the full workweek.

GENERAL DESCRIPTION OF PRELIMINARY RELEASES FOR THE 1948 CENSUS OF BUSINESS

This series of releases, of which one is planned for each county in the United States, presents preliminary results of the 1948 Census of Business. The information is based on reports submitted by business establishments for that Census. The figures shown are preliminary, and are subject to revision in the final Census publications, but the changes are expected to be relatively minor with respect to coverage. The final Census figures will be issued in a series of Business Census bulletins which will show additional detailed kind-of-business information for all places where there are a sufficient number of establishments.

The 1948 Census of Business was taken under the provision of the Act of June 19, 1948, which provides that the Business Census be taken for 1948 and for each fifth year thereafter. Previous Business Censuses were taken for the years 1929, 1933, 1935, and 1939.

Scope of the Census.—The 1948 Census of Business covered all establishments in the following trades, as defined by the Standard Industrial Classification Manual, May 1949 issue, of the Executive Office of the President: all retail trades; all wholesale trades; all service trades in the following four groups—personal services, business services, automobile repairs and services, and miscellaneous repair services; hotels; tourist courts and camps; and amusements, including motion picture theaters. Some important services not covered are radio broadcasting and television, medical and health, legal, educational, nonprofit, accounting, and domestic services.

This coverage is similar to that of the 1939 Business Census. However, "custom trades" and "services incidental to transportation," which are no longer included in the standard classification of the service trades, are not covered by the 1948 Census. In a number of localities, these exclusions as well as

other changes in the standard classification may have a considerable effect in comparing 1948 with 1939 data, particularly with respect to establishment count.

Establishment definition.—For Census purposes, a business establishment is defined to include only enterprises conducted from a recognizable place of business, provided that the annual sales were in excess of \$5,000 for a wholesale trade establishment and \$500 for establishments in other trades. A detailed analysis of coverage will be provided in future Census of Business publications.

"Number of establishments" is the number of separate business locations, rather than the number of business companies or organizations, since the Census figures represent information reported separately for each business location or establishment. The establishment count reflects the number of places in business at the end of 1948 excluding administrative and executive offices of multiunit organizations, and "chain store" warehouses.

Sales and receipts.—"1948 sales and receipts" represents sales of merchandise and receipts from repairs and other services to customers. The figures reflect deductions for returned goods and allowances, but not for trade-in allowances; they exclude sales and excise taxes collected from customers and paid directly to any taxing agency.

Proprietors.—"Active proprietors..." represents owners and partners of unincorporated businesses who devoted the major portion of their time to the business in November 1948.

Employment.—"Number of paid employees..." represents all employees on the pay roll for the pay period ending nearest November 15, 1948. "Full workweek" employees, whether regular or seasonal, are those who in the November 15 pay period were paid for working at least the number of hours typically worked in a week by employees of the reporting establishment.

1948 CENSUS OF BUSINESS

RETAIL, WHOLESALE, SERVICE TRADES

U. S. DEPARTMENT OF COMMERCE
BUREAU OF THE CENSUS

PRELIMINARY

For Release April 17, 1950

Release Series BC-1P-41-007

CAMPBELL COUNTY, TENN.

Retail, wholesale, and service establishments located in Campbell County, Tennessee, showed a substantial expansion in dollar volume of trade from 1939 to 1948 according to preliminary figures from the 1948 Census of Business released today by the Bureau of the Census, U. S. Department of Commerce.

Retail sales in the county during 1948 aggregated \$15.2 million, an increase of 245 percent over the \$4.4 million in 1939, when the preceding Census of Business was taken. Wholesale sales in the county reached a total of \$3.4 million in 1948 as compared with \$1.9 million in 1939. The service trades included in the Census of Business recorded receipts totaling \$498,000 in 1948 compared with \$104,000 in 1939.

Employment in the county also rose over the 9-year period between 1939 and 1948 for the above trades. Establishments in these trades reported a combined total of 943 paid employees for the workweek ended nearest November 15, 1948. This compared with a total of 547 employees reported for the week of November 15, 1939.

These preliminary figures have been derived from a Census report on Campbell County, Tennessee, which also includes data for the city of La Follette. Final figures, superseding the preliminary data for Campbell County, will be included in a Bulletin for the State of Tennessee to be issued in several months. Similar data will be made available this year in preliminary and final form for each of the counties and States. A single copy of the preliminary release for Campbell County as well as an order blank for other area releases may be obtained by writing to the Bureau of the Census, Washington 25, D. C.

Table 1.—CENSUS OF BUSINESS PRELIMINARY RESULTS FOR 1948, BY TRADE GROUP
CAMPBELL COUNTY, TENN.

Trade group and kind of business	Number of establishments	1948 sales and receipts (Thousand dollars)	Active proprietors of unincorporated businesses Nov. 1948	Paid employees, workweek ended nearest Nov. 15, 1948	
				Total employees ¹	Full workweek employees
RETAIL TRADE, total.....	351	15,157	342	779	657
Food group.....	152	4,891	157	122	89
Eating and drinking places.....	73	1,159	76	126	102
General merchandise grp, general stores	33	2,303	22	127	101
Furniture-home furnishgs-appliance grp	16	888	9	35	30
Automotive group.....	19	2,338	19	82	74
Gasoline service stations.....	25	662	27	33	24
Lumber-building-hardware group.....	13	1,763	9	184	184
Drug and proprietary stores.....	5	376	5	22	19
All other retail stores.....	15	777	18	48	34
WHOLESALE TRADE.....	9	3,432	6	49	x
SELECTED SERVICE TRADES, ² /total.....	57	498	56	115	101
Personal services.....	42	388	42	98	90
All other service trades.....	15	110	14	17	11
TOURIST COURTS AND CAMPS.....	7	165	7	18	17

x Not available.

1/ Includes employees paid for less than the full workweek.

2/ See General Description on last page for changes from the 1939 Census of Business in the coverage of Service Trades.

Table 2.—CENSUS OF BUSINESS PRELIMINARY RESULTS FOR 1948 FOR CITIES OF 2,500 INHABITANTS OR MORE
CAMPBELL COUNTY, TENN.

(Data omitted for trade groups where necessary to avoid disclosure)

City and trade group ¹	Number of establishments	1948 sales and receipts (Thousand dollars)	Active proprietors of unincorporated businesses Nov. 1948	Paid employees, workweek ended nearest Nov. 15, 1948	
				Total employees ²	Full workweek employees
La Follette:					
Retail trade.....	101	8,769	94	520	464
Selected service trades.....	31	283	29	61	54
Remainder of county:					
Retail trade.....	250	6,388	248	259	193
Selected service trades.....	26	215	27	54	47

1/ See General Description on this page for changes from the 1939 Census of Business in the coverage of Service Trades.

2/ Includes employees paid for less than the full workweek.

GENERAL DESCRIPTION OF PRELIMINARY RELEASES FOR THE 1948 CENSUS OF BUSINESS

This series of releases, of which one is planned for each county in the United States, presents preliminary results of the 1948 Census of Business. The information is based on reports submitted by business establishments for that Census. The figures shown are preliminary, and are subject to revision in the final Census publications, but the changes are expected to be relatively minor with respect to coverage. The final Census figures will be issued in a series of Business Census bulletins which will show additional detailed kind-of-business information for all places where there are a sufficient number of establishments.

The 1948 Census of Business was taken under the provision of the Act of June 19, 1948, which provides that the Business Census be taken for 1948 and for each fifth year thereafter. Previous Business Censuses were taken for the years 1929, 1933, 1935, and 1939.

Scope of the Census.—The 1948 Census of Business covered all establishments in the following trades, as defined by the Standard Industrial Classification Manual, May 1949 issue, of the Executive Office of the President: all retail trades; all wholesale trades; all service trades in the following four groups—personal services, business services, automobile repairs and services, and miscellaneous repair services; hotels; tourist courts and camps; and amusements, including motion picture theaters. Some important services not covered are radio broadcasting and television, medical and health, legal, educational, nonprofit, accounting, and domestic services.

This coverage is similar to that of the 1939 Business Census. However, "custom trades" and "services incidental to transportation," which are no longer included in the standard classification of the service trades, are not covered by the 1948 Census. In a number of localities, these exclusions as well as other changes in the standard classification may have

a considerable effect in comparing 1948 with 1939 data, particularly with respect to establishment count.

Establishment definition.—For Census purposes, a business establishment is defined to include only enterprises conducted from a recognizable place of business, provided that the annual sales were in excess of \$5,000 for a wholesale trade establishment and \$500 for establishments in other trades. A detailed analysis of coverage will be provided in future Census of Business publications.

"Number of establishments" is the number of separate business locations, rather than the number of business companies or organizations, since the Census figures represent information reported separately for each business location or establishment. The establishment count reflects the number of places in business at the end of 1948 excluding administrative and executive offices of multiunit organizations, and "chain store" warehouses.

Sales and receipts.—"1948 sales and receipts" represents sales of merchandise and receipts from repairs and other services to customers. The figures reflect deductions for returned goods and allowances, but not for trade-in allowances; they exclude sales and excise taxes collected from customers and paid directly to any taxing agency.

Proprietors.—"Active proprietors..." represents owners and partners of unincorporated businesses who devoted the major portion of their time to the business in November 1948.

Employment.—"Number of paid employees..." represents all employees on the pay roll for the pay period ending nearest November 15, 1948. "Full workweek" employees, whether regular or seasonal, are those who in the November 15 pay period were paid for working at least the number of hours typically worked in a week by employees of the reporting establishment.

1948 CENSUS OF BUSINESS

RETAIL, WHOLESALE, SERVICE TRADES

U. S. DEPARTMENT OF COMMERCE
BUREAU OF THE CENSUS

PRELIMINARY

For Release May 15, 1950

Release Series BC-1P-41-008

CANNON COUNTY, TENN.

Retail and service establishments located in Cannon County, Tennessee, showed a substantial expansion in dollar volume of trade from 1939 to 1948 according to preliminary figures from the 1948 Census of Business released today by the Bureau of the Census, U. S. Department of Commerce.

Retail sales in the county during 1948 aggregated \$2.6 million, an increase of 333 percent over the \$0.6 million in 1939, when the preceding Census of Business was taken. The service trades included in the Census of Business recorded receipts totaling \$93,000 in 1948 compared with \$33,000 in 1939.

Employment in the county also rose over the 9-year period between 1939 and 1948 for the above trades. Establishments in these trades reported a combined total of 121 paid employees for the workweek ended nearest November 15, 1948. This compared with a total of 62 employees reported for the week of November 15, 1939.

These preliminary figures have been derived from a Census report on Cannon County, Tennessee. Final figures, superseding the preliminary data for Cannon County, will be included in a Bulletin for the State of Tennessee to be issued in several months. Similar data will be made available this year in preliminary and final form for each of the counties and States. A single copy of the preliminary release for Cannon County as well as an order blank for other area releases may be obtained by writing to the Bureau of the Census, Washington 25, D. C.

Table 1.—CENSUS OF BUSINESS PRELIMINARY RESULTS FOR 1948, BY TRADE GROUP

CANNON COUNTY, TENN.

Trade group and kind of business	Number of establishments	1948 sales and receipts (Thousand dollars)	Active proprietors of unincorporated businesses Nov. 1948	Paid employees, workweek ended nearest Nov. 15, 1948	
				Total employees ¹	Full workweek employees
RETAIL TRADE, total.....	105	2,605	119	108	83
Food group.....	47	513	50	13	10
Eating and drinking places.....	6	70	6	11	10
Gasoline service stations.....	9	126	11	9	3
All other retail stores.....	43	1,896	52	75	60
SELECTED SERVICE TRADES ^{2/}	14	93	18	13	11

^{1/} Includes employees paid for less than the full workweek.

^{2/} See General Description on last page for changes from the 1939 Census of Business in the coverage of Service Trades.

GENERAL DESCRIPTION OF PRELIMINARY RELEASES FOR THE 1948 CENSUS OF BUSINESS

This series of releases, of which one is planned for each county in the United States, presents preliminary results of the 1948 Census of Business. The information is based on reports submitted by business establishments for that Census. The figures shown are preliminary, and are subject to revision in the final Census publications, but the changes are expected to be relatively minor with respect to coverage. The final Census figures will be issued in a series of Business Census bulletins which will show additional detailed kind-of-business information for all places where there are a sufficient number of establishments.

The 1948 Census of Business was taken under the provision of the Act of June 19, 1948, which provides that the Business Census be taken for 1948 and for each fifth year thereafter. Previous Business Censuses were taken for the years 1929, 1933, 1935, and 1939.

Scope of the Census.—The 1948 Census of Business covered all establishments in the following trades, as defined by the Standard Industrial Classification Manual, May 1949 issue, of the Executive Office of the President: all retail trades; all wholesale trades; all service trades in the following four groups—personal services, business services, automobile repairs and services, and miscellaneous repair services; hotels; tourist courts and camps; and amusements, including motion picture theaters. Some important services not covered are radio broadcasting and television, medical and health, legal, educational, nonprofit, accounting, and domestic services.

This coverage is similar to that of the 1939 Business Census. However, "custom trades" and "services incidental to transportation," which are no longer included in the standard classification of the service trades, are not covered by the 1948 Census. In a number of localities, these exclusions as well as other changes in the standard classification may have a considerable effect in comparing

1948 with 1939 data, particularly with respect to establishment count.

Establishment definition.—For Census purposes, a business establishment is defined to include only enterprises conducted from a recognizable place of business, provided that the annual sales were in excess of \$5,000 for a wholesale trade establishment and \$500 for establishments in other trades. A detailed analysis of coverage will be provided in future Census of Business publications.

"Number of establishments" is the number of separate business locations, rather than the number of business companies or organizations, since the Census figures represent information reported separately for each business location or establishment. The establishment count reflects the number of places in business at the end of 1948 excluding administrative and executive offices of multiunit organizations, and "chain store" warehouses.

Sales and receipts.—"1948 sales and receipts" represents sales of merchandise and receipts from repairs and other services to customers. The figures reflect deductions for returned goods and allowances, but not for trade-in allowances; they exclude sales and excise taxes collected from customers and paid directly to any taxing agency.

Proprietors.—"Active proprietors..." represents owners and partners of unincorporated businesses who devoted the major portion of their time to the business in November 1948.

Employment.—"Number of paid employees..." represents all employees on the pay roll for the pay period ending nearest November 15, 1948. "Full workweek" employees, whether regular or seasonal, are those who in the November 15 pay period were paid for working at least the number of hours typically worked in a week by employees of the reporting establishment.

1948 CENSUS OF BUSINESS

RETAIL, WHOLESALE, SERVICE TRADES

U. S. DEPARTMENT OF COMMERCE
BUREAU OF THE CENSUS

PRELIMINARY

For Release April 17, 1950

Release Series BC-1P- 41-009

CARROLL COUNTY, TENN.

Retail, wholesale, and service establishments located in Carroll County, Tennessee, showed a substantial expansion in dollar volume of trade from 1939 to 1948 according to preliminary figures from the 1948 Census of Business released today by the Bureau of the Census, U. S. Department of Commerce.

Retail sales in the county during 1948 aggregated \$12.0 million, an increase of 287 percent over the \$3.1 million in 1939, when the preceding Census of Business was taken. Wholesale sales in the county reached a total of \$10.4 million in 1948 as compared with \$1.6 million in 1939. The service trades included in the Census of Business recorded receipts totaling \$444,000 in 1948 compared with \$107,000 in 1939.

Employment in the county also rose over the 9-year period between 1939 and 1948 for the above trades. Establishments in these trades reported a combined total of 860 paid employees for the workweek ended nearest November 15, 1948. This compared with a total of 465 employees reported for the week of November 15, 1939.

These preliminary figures have been derived from a Census report on Carroll County, Tennessee. Final figures, superseding the preliminary data for Carroll County, will be included in a Bulletin for the State of Tennessee to be issued in several months. Similar data will be made available this year in preliminary and final form for each of the counties and States. A single copy of the preliminary release for Carroll County as well as an order blank for other area releases may be obtained by writing to the Bureau of the Census, Washington 25, D. C.

Table 1.—CENSUS OF BUSINESS PRELIMINARY RESULTS FOR 1948, BY TRADE GROUP

CARROLL COUNTY, TENN.

Trade group and kind of business	Number of establishments	1948 sales and receipts (Thousand dollars)	Active proprietors of unincorporated businesses Nov. 1948	Paid employees, workweek ended nearest Nov. 15, 1948	
				Total employees ¹	Full workweek employees
RETAIL TRADE, total.....	331	11,999	332	606	453
Food group.....	139	3,497	134	121	67
Eating and drinking places.....	33	409	33	80	63
General merchandise grp, general stores	33	1,258	32	105	60
Apparel group.....	10	319	10	19	11
Furniture-home furnishings-appliance grp	16	685	16	27	23
Automotive group.....	18	2,800	17	114	110
Gasoline service stations.....	33	837	37	47	44
Lumber-building-hardware group.....	22	1,525	28	51	46
Drug and proprietary stores.....	9	311	9	21	14
All other retail stores.....	18	358	16	21	15
WHOLESALE TRADE, total.....	34	10,426	24	176	x
Merchant wholesalers.....	9	2,487	8	57	x
Other types of wholesale.....	25	7,939	16	119	x
SELECTED SERVICE TRADES, ² /total.....	70	444	80	78	66
Personal services.....	48	333	56	72	60
All other service trades.....	22	111	24	6	6

x Not available.

¹/ Includes employees paid for less than the full workweek.

²/ See General Description on this page for changes from the 1939 Census of Business in the coverage of Service Trades.

GENERAL DESCRIPTION OF PRELIMINARY RELEASES FOR THE 1948 CENSUS OF BUSINESS

This series of releases, of which one is planned for each county in the United States, presents preliminary results of the 1948 Census of Business. The information is based on reports submitted by business establishments for that Census. The figures shown are preliminary, and are subject to revision in the final Census publications, but the changes are expected to be relatively minor with respect to coverage. The final Census figures will be issued in a series of Business Census bulletins which will show additional detailed kind-of-business information for all places where there are a sufficient number of establishments.

The 1948 Census of Business was taken under the provision of the Act of June 19, 1948, which provides that the Business Census be taken for 1948 and for each fifth year thereafter. Previous Business Censuses were taken for the years 1929, 1933, 1935, and 1939.

Scope of the Census.—The 1948 Census of Business covered all establishments in the following trades, as defined by the Standard Industrial Classification Manual, May 1949 issue, of the Executive Office of the President: all retail trades; all wholesale trades; all service trades in the following four groups—personal services, business services, automobile repairs and services, and miscellaneous repair services; hotels; tourist courts and camps; and amusements, including motion picture theaters. Some important services not covered are radio broadcasting and television, medical and health, legal, educational, nonprofit, accounting, and domestic services.

This coverage is similar to that of the 1939 Business Census. However, "custom trades" and "services incidental to transportation," which are no longer included in the standard classification of the service trades, are not covered by the 1948 Census. In a number of localities, these exclusions as well as

other changes in the standard classification may have a considerable effect in comparing 1948 with 1939 data, particularly with respect to establishment count.

Establishment definition.—For Census purposes, a business establishment is defined to include only enterprises conducted from a recognizable place of business, provided that the annual sales were in excess of \$5,000 for a wholesale trade establishment and \$500 for establishments in other trades. A detailed analysis of coverage will be provided in future Censuses of Business publications.

"Number of establishments" is the number of separate business locations, rather than the number of business companies or organizations, since the Census figures represent information reported separately for each business location or establishment. The establishment count reflects the number of places in business at the end of 1948 excluding administrative and executive offices of multiunit organizations, and "chain store" warehouses.

Sales and receipts.—"1948 sales and receipts" represents sales of merchandise and receipts from repairs and other services to customers. The figures reflect deductions for returned goods and allowances, but not for trade-in allowances; they exclude sales and excise taxes collected from customers and paid directly to any taxing agency.

Proprietors.—"Active proprietors..." represents owners and partners of unincorporated businesses who devoted the major portion of their time to the business in November 1948.

Employment.—"Number of paid employees..." represents all employees on the pay roll for the pay period ending nearest November 15, 1948. "Full workweek" employees, whether regular or seasonal, are those who in the November 15 pay period were paid for working at least the number of hours typically worked in a week by employees of the reporting establishment.

1948 CENSUS OF BUSINESS

RETAIL, WHOLESALE, SERVICE TRADES

U. S. DEPARTMENT OF COMMERCE
BUREAU OF THE CENSUS

PRELIMINARY

For Release April 19, 1950

Release Series BC-1P-41-010

CARTER COUNTY, TENN.

Retail and service establishments located in Carter County, Tennessee, showed a substantial expansion in dollar volume of trade from 1939 to 1948 according to preliminary figures from the 1948 Census of Business released today by the Bureau of the Census, U. S. Department of Commerce.

Retail sales in the county during 1948 aggregated \$20.3 million, an increase of 290 percent over the \$5.2 million in 1939, when the preceding Census of Business was taken. The service trades included in the Census of Business recorded receipts totaling \$950,000 in 1948 compared with \$205,000 in 1939.

Employment in the county also rose over the 9-year period between 1939 and 1948 for the above trades. Establishments in these trades reported a combined total of 1,223 paid employees for the workweek ended nearest November 15, 1948. This compared with a total of 638 employees reported for the week of November 15, 1939.

These preliminary figures have been derived from a Census report on Carter County, Tennessee, which also includes data for the city of Elizabethton. Final figures, superseding the preliminary data for Carter County, will be included in a Bulletin for the State of Tennessee to be issued in several months. Similar data will be made available this year in preliminary and final form for each of the counties and States. A single copy of the preliminary release for Carter County as well as an order blank for other area releases may be obtained by writing to the Bureau of the Census, Washington 25, D.C.

Table 1.—CENSUS OF BUSINESS PRELIMINARY RESULTS FOR 1948, BY TRADE GROUP

CARTER COUNTY, TENN.

Trade group and kind of business	Number of establishments	1948 sales and receipts (Thousand dollars)	Active proprietors of unincorporated businesses Nov. 1948	Paid employees, workweek ended nearest Nov. 15, 1948	
				Total employees ¹	Full workweek employees
RETAIL TRADE, total.....	401	20,270	402	1,032	911
Food group.....	184	5,173	193	124	103
Eating and drinking places.....	47	763	52	106	96
General merchandise grp, general stores	23	2,684	18	217	157
Apparel group.....	16	901	11	52	45
Furniture-home furnishgs-appliance grp.	18	1,326	15	69	65
Automotive group.....	23	3,981	23	134	132
Gasoline service stations.....	36	1,019	39	62	56
Lumber-building-hardware group.....	10	2,738	9	170	168
Drug and proprietary stores.....	7	616	6	42	39
All other retail stores.....	37	1,069	36	56	50
SELECTED SERVICE TRADES, ² /total.....	80	950	78	191	184
Personal services.....	47	776	43	175	168
All other service trades.....	33	174	35	16	16

¹/ Includes employees paid for less than the full workweek.

²/ See General Description on last page for changes from the 1939 Census of Business in the coverage of Service Trades.

90074

Table 2.—CENSUS OF BUSINESS PRELIMINARY RESULTS FOR 1948 FOR CITIES OF 2,500 INHABITANTS OR MORE

CARTER COUNTY, TENN.

(Data omitted for trade groups where necessary to avoid disclosure)

City and trade group ¹	Number of establishments	1948 sales and receipts (Thousand dollars)	Active proprietors of unincorporated businesses Nov. 1948	Paid employees, workweek ended nearest Nov. 15, 1948	
				Total employees ²	Full workweek employees
Elizabethton:					
Retail trade.....	202	16,381	189	880	774
Selected service trades..	65	875	63	184	177
Remainder of county:					
Retail trade.....	199	3,839	213	152	137
Selected service trades..	15	75	15	7	7

1/ See General Description on this page for changes from the 1939 Census of Business in the coverage of Service Trades.

2/ Includes employees paid for less than the full workweek.

GENERAL DESCRIPTION OF PRELIMINARY RELEASES FOR THE 1948 CENSUS OF BUSINESS

This series of releases, of which one is planned for each county in the United States, presents preliminary results of the 1948 Census of Business. The information is based on reports submitted by business establishments for that Census. The figures shown are preliminary, and are subject to revision in the final Census publications, but the changes are expected to be relatively minor with respect to coverage. The final Census figures will be issued in a series of Business Census bulletins which will show additional detailed kind-of-business information for all places where there are a sufficient number of establishments.

The 1948 Census of Business was taken under the provision of the Act of June 19, 1948, which provides that the Business Census be taken for 1948 and for each fifth year thereafter. Previous Business Censuses were taken for the years 1929, 1933, 1935, and 1939.

Scope of the Census.—The 1948 Census of Business covered all establishments in the following trades, as defined by the Standard Industrial Classification Manual, May 1949 issue, of the Executive Office of the President: all retail trades; all wholesale trades; all service trades in the following four groups—personal services, business services, automobile repairs and services, and miscellaneous repair services; hotels; tourist courts and camps; and amusements, including motion picture theaters. Some important services not covered are radio broadcasting and television, medical and health, legal, educational, nonprofit, accounting, and domestic services.

This coverage is similar to that of the 1939 Business Census. However, "custom trades" and "services incidental to transportation," which are no longer included in the standard classification of the service trades, are not covered by the 1948 Census. In a number of localities, these exclusions as well as

other changes in the standard classification may have a considerable effect in comparing 1948 with 1939 data, particularly with respect to establishment count.

Establishment definition.—For Census purposes, a business establishment is defined to include only enterprises conducted from a recognizable place of business, provided that the annual sales were in excess of \$5,000 for a wholesale trade establishment and \$500 for establishments in other trades. A detailed analysis of coverage will be provided in future Censuses of Business publications.

"Number of establishments" is the number of separate business locations, rather than the number of business companies or organizations, since the Census figures represent information reported separately for each business location or establishment. The establishment count reflects the number of places in business at the end of 1948 excluding administrative and executive offices of multinational organizations, and "chain store" warehouses.

Sales and receipts.—"1948 sales and receipts" represents sales of merchandise and receipts from repairs and other services to customers. The figures reflect deductions for returned goods and allowances, but not for trade-in allowances; they exclude sales and excise taxes collected from customers and paid directly to any taxing agency.

Proprietors.—"Active proprietors..." represents owners and partners of unincorporated businesses who devoted the major portion of their time to the business in November 1948.

Employment.—"Number of paid employees..." represents all employees on the pay roll for the pay period ending nearest November 15, 1948. "Full workweek" employees, whether regular or seasonal, are those who in the November 15 pay period were paid for working at least the number of hours typically worked in a week by employees of the reporting establishment.

1948 CENSUS OF BUSINESS

RETAIL, WHOLESALE, SERVICE TRADES

U. S. DEPARTMENT OF COMMERCE
BUREAU OF THE CENSUS

PRELIMINARY

For Release May 15, 1950

Release Series BC-1P-41-011

CHEATHAM COUNTY, TENN.

Retail and service establishments located in Cheatham County, Tennessee, showed a substantial expansion in dollar volume of trade from 1939 to 1948 according to preliminary figures from the 1948 Census of Business released today by the Bureau of the Census, U. S. Department of Commerce.

Retail sales in the county during 1948 aggregated \$3.2 million, an increase of 256 percent over the \$0.9 million in 1939, when the preceding Census of Business was taken. The service trades included in the Census of Business recorded receipts totaling \$33,000 in 1948 compared with \$18,000 in 1939.

Employment in the county also rose over the 9-year period between 1939 and 1948 for the above trades. Establishments in these trades reported a combined total of 135 paid employees for the workweek ended nearest November 15, 1948. This compared with a total of 68 employees reported for the week of November 15, 1939.

These preliminary figures have been derived from a Census report on Cheatham County, Tennessee. Final figures, superseding the preliminary data for Cheatham County, will be included in a Bulletin for the State of Tennessee to be issued in several months. Similar data will be made available this year in preliminary and final form for each of the counties and States. A single copy of the preliminary release for Cheatham County as well as an order blank for other area releases may be obtained by writing to the Bureau of the Census, Washington 25, D. C.

Table 1.—CENSUS OF BUSINESS PRELIMINARY RESULTS FOR 1948, BY TRADE GROUP
CHEATHAM COUNTY, TENN.

Trade group and kind of business	Number of establishments	1948 sales and receipts (Thousand dollars)	Active proprietors of unincorporated businesses Nov. 1948	Paid employees, workweek ended nearest Nov. 15, 1948	
				Total employees ¹	Full workweek employees
RETAIL TRADE, total.....	104	3,228	107	131	83
Food group.....	41	798	44	18	10
Eating and drinking places.....	18	184	18	16	11
Gasoline service stations.....	10	311	12	23	17
All other retail stores.....	35	1,935	33	74	45
SELECTED SERVICE TRADES ^{2/}	8	33	11	4	3

^{1/} Includes employees paid for less than the full workweek.

^{2/} See General Description on last page for changes from the 1939 Census of Business in the coverage of Service Trades.

GENERAL DESCRIPTION OF PRELIMINARY RELEASES FOR THE 1948 CENSUS OF BUSINESS

This series of releases, of which one is planned for each county in the United States, presents preliminary results of the 1948 Census of Business. The information is based on reports submitted by business establishments for that Census. The figures shown are preliminary, and are subject to revision in the final Census publications, but the changes are expected to be relatively minor with respect to coverage. The final Census figures will be issued in a series of Business Census bulletins which will show additional detailed kind-of-business information for all places where there are a sufficient number of establishments.

The 1948 Census of Business was taken under the provision of the Act of June 19, 1948, which provides that the Business Census be taken for 1948 and for each fifth year thereafter. Previous Business Censuses were taken for the years 1929, 1933, 1935, and 1939.

Scope of the Census.—The 1948 Census of Business covered all establishments in the following trades, as defined by the Standard Industrial Classification Manual, May 1949 issue, of the Executive Office of the President: all retail trades; all wholesale trades; all service trades in the following four groups—personal services, business services, automobile repairs and services, and miscellaneous repair services; hotels; tourist courts and camps; and amusements, including motion picture theaters. Some important services not covered are radio broadcasting and television, medical and health, legal, educational, nonprofit, accounting, and domestic services.

This coverage is similar to that of the 1939 Business Census. However, "custom trades" and "services incidental to transportation," which are no longer included in the standard classification of the service trades, are not covered by the 1948 Census. In a number of localities, these exclusions as well as other changes in the standard classification may have a considerable effect in comparing

1948 with 1939 data, particularly with respect to establishment count.

Establishment definition.—For Census purposes, a business establishment is defined to include only enterprises conducted from a recognizable place of business, provided that the annual sales were in excess of \$5,000 for a wholesale trade establishment and \$500 for establishments in other trades. A detailed analysis of coverage will be provided in future Census of Business publications.

"Number of establishments" is the number of separate business locations, rather than the number of business companies or organizations, since the Census figures represent information reported separately for each business location or establishment. The establishment count reflects the number of places in business at the end of 1948 excluding administrative and executive offices of multiunit organizations, and "chain store" warehouses.

Sales and receipts.—"1948 sales and receipts" represents sales of merchandise and receipts from repairs and other services to customers. The figures reflect deductions for returned goods and allowances, but not for trade-in allowances; they exclude sales and excise taxes collected from customers and paid directly to any taxing agency.

Proprietors.—"Active proprietors..." represents owners and partners of unincorporated businesses who devoted the major portion of their time to the business in November 1948.

Employment.—"Number of paid employees..." represents all employees on the pay roll for the pay period ending nearest November 15, 1948. "Full workweek" employees, whether regular or seasonal, are those who in the November 15 pay period were paid for working at least the number of hours typically worked in a week by employees of the reporting establishment.

1948 CENSUS OF BUSINESS

RETAIL, WHOLESALE, SERVICE TRADES

U. S. DEPARTMENT OF COMMERCE
BUREAU OF THE CENSUS

PRELIMINARY

For Release April 13, 1950

Release Series BC-1P-41-012

CHESTER COUNTY, TENN.

Retail, wholesale, and service establishments located in Chester County, Tennessee, showed a substantial expansion in dollar volume of trade from 1939 to 1948 according to preliminary figures from the 1948 Census of Business released today by the Bureau of the Census, U. S. Department of Commerce.

Retail sales in the county during 1948 aggregated \$4.2 million, an increase of 320 percent over the \$1.0 million in 1939, when the preceding Census of Business was taken. Wholesale sales in the county reached a total of \$6.1 million in 1948 as compared with \$1.0 million in 1939. The service trades included in the Census of Business recorded receipts totaling \$186,000 in 1948 compared with \$44,000 in 1939.

Employment in the county also rose over the 9-year period between 1939 and 1948 for the above trades. Establishments in these trades reported a combined total of 312 paid employees for the workweek ended nearest November 15, 1948. This compared with a total of 133 employees reported for the week of November 15, 1939.

These preliminary figures have been derived from a Census report on Chester County, Tennessee. Final figures, superseding the preliminary data for Chester County, will be included in a Bulletin for the State of Tennessee to be issued in several months. Similar data will be made available this year in preliminary and final form for each of the counties and States. A single copy of the preliminary release for Chester County as well as an order blank for other area releases may be obtained by writing to the Bureau of the Census, Washington 25, D. C.

Table 1.—CENSUS OF BUSINESS PRELIMINARY RESULTS FOR 1948, BY TRADE GROUP
CHESTER COUNTY, TENN.

Trade group and kind of business	Number of establishments	1948 sales and receipts (Thousand dollars)	Active proprietors of unincorporated businesses Nov. 1948	Paid employees, workweek ended nearest Nov. 15, 1948	
				Total employees ¹	Full workweek employees
RETAIL TRADE, total.....	128	4,245	136	218	174
Food group.....	52	1,191	50	22	15
Eating and drinking places.....	21	224	21	41	25
Gasoline service stations.....	8	181	10	4	4
All other retail stores.....	47	2,649	55	151	130
WHOLESALE TRADE.....	15	6,097	14	60	x
SELECTED SERVICE TRADES, ^{2/} total.....	34	186	37	34	27
Personal services.....	16	108	17	26	19
All other service trades.....	18	78	20	8	8

x Not available.

^{1/} Includes employees paid for less than the full workweek.

^{2/} See General Description on last page for changes from the 1939 Census of Business in the coverage of Service Trades.

GENERAL DESCRIPTION OF PRELIMINARY RELEASES FOR THE 1948 CENSUS OF BUSINESS

This series of releases, of which one is planned for each county in the United States, presents preliminary results of the 1948 Census of Business. The information is based on reports submitted by business establishments for that Census. The figures shown are preliminary, and are subject to revision in the final Census publications, but the changes are expected to be relatively minor with respect to coverage. The final Census figures will be issued in a series of Business Census bulletins which will show additional detailed kind-of-business information for all places where there are a sufficient number of establishments.

The 1948 Census of Business was taken under the provision of the Act of June 19, 1948, which provides that the Business Census be taken for 1948 and for each fifth year thereafter. Previous Business Censuses were taken for the years 1929, 1933, 1935, and 1939.

Scope of the Census.—The 1948 Census of Business covered all establishments in the following trades, as defined by the Standard Industrial Classification Manual, May 1949 issue, of the Executive Office of the President: all retail trades; all wholesale trades; all service trades in the following four groups—personal services, business services, automobile repairs and services, and miscellaneous repair services; hotels; tourist courts and camps; and amusements, including motion picture theaters. Some important services not covered are radio broadcasting and television, medical and health, legal, educational, nonprofit, accounting, and domestic services.

This coverage is similar to that of the 1939 Business Census. However, "custom trades" and "services incidental to transportation," which are no longer included in the standard classification of the service trades, are not covered by the 1948 Census. In a number of localities, these exclusions as well as other changes in the standard classification may have a considerable effect in comparing

1948 with 1939 data, particularly with respect to establishment count.

Establishment definition.—For Census purposes, a business establishment is defined to include only enterprises conducted from a recognizable place of business, provided that the annual sales were in excess of \$5,000 for a wholesale trade establishment and \$500 for establishments in other trades. A detailed analysis of coverage will be provided in future Census of Business publications.

"Number of establishments" is the number of separate business locations, rather than the number of business companies or organizations, since the Census figures represent information reported separately for each business location or establishment. The establishment count reflects the number of places in business at the end of 1948 excluding administrative and executive offices of multiunit organizations, and "chain store" warehouses.

Sales and receipts.—"1948 sales and receipts" represents sales of merchandise and receipts from repairs and other services to customers. The figures reflect deductions for returned goods and allowances, but not for trade-in allowances; they exclude sales and excise taxes collected from customers and paid directly to any taxing agency.

Proprietors.—"Active proprietors..." represents owners and partners of unincorporated businesses who devoted the major portion of their time to the business in November 1948.

Employment.—"Number of paid employees..." represents all employees on the pay roll for the pay period ending nearest November 15, 1948. "Full workweek" employees, whether regular or seasonal, are those who in the November 15 pay period were paid for working at least the number of hours typically worked in a week by employees of the reporting establishment.

1948 CENSUS OF BUSINESS

RETAIL, WHOLESALE, SERVICE TRADES

U. S. DEPARTMENT OF COMMERCE
BUREAU OF THE CENSUS

PRELIMINARY

For Release May 8, 1950

Release Series BC-1P-41-013

CLAIBORNE COUNTY, TENN.

Retail, wholesale, and service establishments located in Claiborne County, Tennessee, showed a substantial expansion in dollar volume of trade from 1939 to 1948 according to preliminary figures from the 1948 Census of Business released today by the Bureau of the Census, U. S. Department of Commerce.

Retail sales in the county during 1948 aggregated \$6.2 million, an increase of 265 percent over the \$1.7 million in 1939, when the preceding Census of Business was taken. Wholesale sales in the county reached a total of \$4.2 million in 1948 as compared with \$1.5 million in 1939. The service trades included in the Census of Business recorded receipts totaling \$157,000 in 1948 compared with \$24,000 in 1939.

Employment in the county also rose over the 9-year period between 1939 and 1948 for the above trades. Establishments in these trades reported a combined total of 282 paid employees for the workweek ended nearest November 15, 1948. This compared with a total of 162 employees reported for the week of November 15, 1939.

These preliminary figures have been derived from a Census report on Claiborne County, Tennessee. Final figures, superseding the preliminary data for Claiborne County, will be included in a Bulletin for the State of Tennessee to be issued in several months. Similar data will be made available this year in preliminary and final form for each of the counties and States. A single copy of the preliminary release for Claiborne County as well as an order blank for other area releases may be obtained by writing to the Bureau of the Census, Washington 25, D. C.

Table 1.—CENSUS OF BUSINESS PRELIMINARY RESULTS FOR 1948, BY TRADE GROUP
CLAIBORNE COUNTY, TENN.

Trade group and kind of business	Number of establishments	1948 sales and receipts (Thousand dollars)	Active proprietors of unincorporated businesses Nov. 1948	Paid employees, workweek ended nearest Nov. 15, 1948	
				Total employees ¹	Full workweek employees
RETAIL TRADE, total.....	207	6,190	210	221	188
Food group.....	69	921	71	16	12
Eating and drinking places.....	22	229	22	32	21
General merchandise grp, general stores	51	2,410	47	69	64
Furniture-home furnishings-appliance grp	7	225	8	6	6
Automotive group.....	6	683	8	22	22
Gasoline service stations.....	26	518	29	13	12
Lumber-building-hardware group.....	8	630	8	28	25
All other retail stores.....	18	574	17	35	26
WHOLESALE TRADE.....	6	4,206	9	41	x
SELECTED SERVICE TRADES ^{2/}	19	157	24	20	19

x Not available.

^{1/} Includes employees paid for less than the full workweek.

^{2/} See General Description on last page for changes from the 1939 Census of Business in the coverage of Service Trades.

GENERAL DESCRIPTION OF PRELIMINARY RELEASES FOR THE 1948 CENSUS OF BUSINESS

This series of releases, of which one is planned for each county in the United States, presents preliminary results of the 1948 Census of Business. The information is based on reports submitted by business establishments for that Census. The figures shown are preliminary, and are subject to revision in the final Census publications, but the changes are expected to be relatively minor with respect to coverage. The final Census figures will be issued in a series of Business Census bulletins which will show additional detailed kind-of-business information for all places where there are a sufficient number of establishments.

The 1948 Census of Business was taken under the provision of the Act of June 19, 1948, which provides that the Business Census be taken for 1948 and for each fifth year thereafter. Previous Business Censuses were taken for the years 1929, 1933, 1935, and 1939.

Scope of the Census.—The 1948 Census of Business covered all establishments in the following trades, as defined by the Standard Industrial Classification Manual, May 1949 issue, of the Executive Office of the President: all retail trades; all wholesale trades; all service trades in the following four groups—personal services, business services, automobile repairs and services, and miscellaneous repair services; hotels; tourist courts and camps; and amusements, including motion picture theaters. Some important services not covered are radio broadcasting and television, medical and health, legal, educational, nonprofit, accounting, and domestic services.

This coverage is similar to that of the 1939 Business Census. However, "custom trades" and "services incidental to transportation," which are no longer included in the standard classification of the service trades, are not covered by the 1948 Census. In a number of localities, these exclusions as well as other changes in the standard classification may have a considerable effect in comparing

1948 with 1939 data, particularly with respect to establishment count.

Establishment definition.—For Census purposes, a business establishment is defined to include only enterprises conducted from a recognizable place of business, provided that the annual sales were in excess of \$5,000 for a wholesale trade establishment and \$500 for establishments in other trades. A detailed analysis of coverage will be provided in future Census of Business publications.

"Number of establishments" is the number of separate business locations, rather than the number of business companies or organizations, since the Census figures represent information reported separately for each business location or establishment. The establishment count reflects the number of places in business at the end of 1948 excluding administrative and executive offices of multiunit organizations, and "chain store" warehouses.

Sales and receipts.—"1948 sales and receipts" represents sales of merchandise and receipts from repairs and other services to customers. The figures reflect deductions for returned goods and allowances, but not for trade-in allowances; they exclude sales and excise taxes collected from customers and paid directly to any taxing agency.

Proprietors.—"Active proprietors..." represents owners and partners of unincorporated businesses who devoted the major portion of their time to the business in November 1948.

Employment.—"Number of paid employees..." represents all employees on the pay roll for the pay period ending nearest November 15, 1948. "Full workweek" employees, whether regular or seasonal, are those who in the November 15 pay period were paid for working at least the number of hours typically worked in a week by employees of the reporting establishment.

1948 CENSUS OF BUSINESS

U. S. DEPARTMENT OF COMMERCE
BUREAU OF THE CENSUS

RETAIL, WHOLESALE, SERVICE TRADES

PRELIMINARY

For Release April 26, 1950

Release Series BC-1P-41-014

CLAY COUNTY, TENN.

Retail and service establishments located in Clay County, Tennessee, showed a substantial expansion in dollar volume of trade from 1939 to 1948 according to preliminary figures from the 1948 Census of Business released today by the Bureau of the Census, U. S. Department of Commerce.

Retail sales in the county during 1948 aggregated \$1.6 million, an increase of 220 percent over the \$0.5 million in 1939, when the preceding Census of Business was taken. The service trades included in the Census of Business recorded receipts totaling \$46,000 in 1948 compared with \$17,000 in 1939.

Employment in the county also rose over the 9-year period between 1939 and 1948 for the above trades. Establishments in these trades reported a combined total of 60 paid employees for the workweek ended nearest November 15, 1948. This compared with a total of 28 employees reported for the week of November 15, 1939.

These preliminary figures have been derived from a Census report on Clay County, Tennessee. Final figures, superseding the preliminary data for Clay County, will be included in a Bulletin for the State of Tennessee to be issued in several months. Similar data will be made available this year in preliminary and final form for each of the counties and States. A single copy of the preliminary release for Clay County as well as an order blank for other area releases may be obtained by writing to the Bureau of the Census, Washington 25, D. C.

Table 1.—CENSUS OF BUSINESS PRELIMINARY RESULTS FOR 1948, BY TRADE GROUP
CLAY COUNTY, TENN.

Trade group and kind of business	Number of establishments	1948 sales and receipts (Thousand dollars)	Active proprietors of unincorporated businesses Nov. 1948	Paid employees, workweek ended nearest Nov. 15, 1948	
				Total employees ¹	Full workweek employees
RETAIL TRADE, total.....	104	1,581	114	56	41
Food group.....	41	280	40	3	3
Eating and drinking places.....	12	89	16	9	6
Gasoline service stations.....	10	122	11	7	4
All other retail stores.....	41	1,090	47	37	28
SELECTED SERVICE TRADES, ^{2/} total.....	15	46	18	4	3
Personal services.....	10	37	12	4	3
All other service trades.....	5	9	6	-	-
AMUSEMENTS.....	8	93	9	3	x

x Not available.

^{1/} Includes employees paid for less than the full workweek.

^{2/} See General Description on last page for changes from the 1939 Census of Business in the coverage of Service Trades.

GENERAL DESCRIPTION OF PRELIMINARY RELEASES FOR THE 1948 CENSUS OF BUSINESS

This series of releases, of which one is planned for each county in the United States, presents preliminary results of the 1948 Census of Business. The information is based on reports submitted by business establishments for that Census. The figures shown are preliminary, and are subject to revision in the final Census publications, but the changes are expected to be relatively minor with respect to coverage. The final Census figures will be issued in a series of Business Census bulletins which will show additional detailed kind-of-business information for all places where there are a sufficient number of establishments.

The 1948 Census of Business was taken under the provision of the Act of June 19, 1948, which provides that the Business Census be taken for 1948 and for each fifth year thereafter. Previous Business Censuses were taken for the years 1929, 1933, 1935, and 1939.

Scope of the Census.—The 1948 Census of Business covered all establishments in the following trades, as defined by the Standard Industrial Classification Manual, May 1949 issue, of the Executive Office of the President: all retail trades; all wholesale trades; all service trades in the following four groups—personal services, business services, automobile repairs and services, and miscellaneous repair services; hotels; tourist courts and camps; and amusements, including motion picture theaters. Some important services not covered are radio broadcasting and television, medical and health, legal, educational, nonprofit, accounting, and domestic services.

This coverage is similar to that of the 1939 Business Census. However, "custom trades" and "services incidental to transportation," which are no longer included in the standard classification of the service trades, are not covered by the 1948 Census. In a number of localities, these exclusions as well as other changes in the standard classification may have a considerable effect in comparing

1948 with 1939 data, particularly with respect to establishment count.

Establishment definition.—For Census purposes, a business establishment is defined to include only enterprises conducted from a recognizable place of business, provided that the annual sales were in excess of \$5,000 for a wholesale trade establishment and \$500 for establishments in other trades. A detailed analysis of coverage will be provided in future Census of Business publications.

"Number of establishments" is the number of separate business locations, rather than the number of business companies or organizations, since the Census figures represent information reported separately for each business location or establishment. The establishment count reflects the number of places in business at the end of 1948 excluding administrative and executive offices of multiunit organizations, and "chain store" warehouses.

Sales and receipts.—"1948 sales and receipts" represents sales of merchandise and receipts from repairs and other services to customers. The figures reflect deductions for returned goods and allowances, but not for trade-in allowances; they exclude sales and excise taxes collected from customers and paid directly to any taxing agency.

Proprietors.—"Active proprietors..." represents owners and partners of unincorporated businesses who devoted the major portion of their time to the business in November 1948.

Employment.—"Number of paid employees..." represents all employees on the pay roll for the pay period ending nearest November 15, 1948. "Full workweek" employees, whether regular or seasonal, are those who in the November 15 pay period were paid for working at least the number of hours typically worked in a week by employees of the reporting establishment.

1948 CENSUS OF BUSINESS

RETAIL, WHOLESALE, SERVICE TRADES

U. S. DEPARTMENT OF COMMERCE
BUREAU OF THE CENSUS

PRELIMINARY

For Release May 1, 1950

Release Series BC-1P-41-015

COCKE COUNTY, TENN.

Retail, wholesale, and service establishments located in Cocke County, Tennessee, showed a substantial expansion in dollar volume of trade from 1939 to 1948 according to preliminary figures from the 1948 Census of Business released today by the Bureau of the Census, U. S. Department of Commerce.

Retail sales in the county during 1948 aggregated \$8.7 million, an increase of 295 percent over the \$2.2 million in 1939, when the preceding Census of Business was taken. Wholesale sales in the county reached a total of \$4.1 million in 1948 as compared with \$0.8 million in 1939. The service trades included in the Census of Business recorded receipts totaling \$429,000 in 1948 compared with \$116,000 in 1939.

Employment in the county also rose over the 9-year period between 1939 and 1948 for the above trades. Establishments in these trades reported a combined total of 598 paid employees for the workweek ended nearest November 15, 1948. This compared with a total of 392 employees reported for the week of November 15, 1939.

These preliminary figures have been derived from a Census report on Cocke County, Tennessee, which also includes data for the city of Newport. Final figures, superseding the preliminary data for Cocke County, will be included in a Bulletin for the State of Tennessee to be issued in several months. Similar data will be made available this year in preliminary and final form for each of the counties and States. A single copy of the preliminary release for Cocke County as well as an order blank for other area releases may be obtained by writing to the Bureau of the Census, Washington 25, D. C.

Table 1.—CENSUS OF BUSINESS PRELIMINARY RESULTS FOR 1948, BY TRADE GROUP

COCKE COUNTY, TENN.

Trade group and kind of business	Number of establishments	1948 sales and receipts (Thousand dollars)	Active proprietors of unincorporated businesses Nov. 1948	Paid employees, workweek ended nearest Nov. 15, 1948	
				Total employees ¹	Full workweek employees
RETAIL TRADE, total.....	284	8,687	276	455	355
Food group.....	142	2,407	131	58	39
Eating and drinking places.....	42	512	41	72	66
General merchandise grp., general stores.	19	1,035	11	89	54
Apparel group.....	10	478	14	25	16
Furniture-home furnishgs-appliance grp.	8	445	10	17	16
Automotive group.....	11	1,253	16	64	64
Gasoline service stations.....	26	568	28	27	21
Lumber-building-hardware group.....	9	1,371	12	54	42
All other retail stores.....	17	618	13	49	37
WHOLESALE TRADE.....	7	4,143	7	50	x
SELECTED SERVICE TRADES, ² /total.....	37	429	44	93	91
Personal services.....	21	347	26	82	81
All other service trades.....	16	82	18	11	10

x Not available.

¹/ Includes employees paid for less than the full workweek.

²/ See General Description on last page for changes from the 1939 Census of Business in the coverage of Service Trades.

Table 2.—CENSUS OF BUSINESS PRELIMINARY RESULTS FOR 1948 FOR CITIES OF 2,500 INHABITANTS OR MORE

COCKE COUNTY, TENN.

(Data omitted for trade groups where necessary to avoid disclosure)

City and trade group ¹	Number of establishments	1948 sales and receipts (Thousand dollars)	Active proprietors of unincorporated businesses Nov. 1948	Paid employees, workweek ended nearest Nov. 15, 1948	
				Total employees ²	Full workweek employees
Newport:					
Retail trade.....	120	6,739	126	398	309
Selected service trades.	31	408	36	93	91
Remainder of county:					
Retail trade.....	164	1,948	150	57	46
Selected service trades.	6	21	8	-	-

1/ See General Description on this page for changes from the 1939 Census of Business in the coverage of Service Trades.

2/ Includes employees paid for less than the full workweek.

GENERAL DESCRIPTION OF PRELIMINARY RELEASES FOR THE 1948 CENSUS OF BUSINESS

This series of releases, of which one is planned for each county in the United States, presents preliminary results of the 1948 Census of Business. The information is based on reports submitted by business establishments for that Census. The figures shown are preliminary, and are subject to revision in the final Census publications, but the changes are expected to be relatively minor with respect to coverage. The final Census figures will be issued in a series of Business Census bulletins which will show additional detailed kind-of-business information for all places where there are a sufficient number of establishments.

The 1948 Census of Business was taken under the provision of the Act of June 19, 1948, which provides that the Business Censuses be taken for 1948 and for each fifth year thereafter. Previous Business Censuses were taken for the years 1929, 1933, 1935, and 1939.

Scope of the Census.—The 1948 Census of Business covered all establishments in the following trades, as defined by the Standard Industrial Classification Manual, May 1949 issue, of the Executive Office of the President: all retail trades; all wholesale trades; all service trades in the following four groups—personal services, business services, automobile repairs and services, and miscellaneous repair services; hotels; tourist courts and camps; and amusements, including motion picture theaters. Some important services not covered are radio broadcasting and television, medical and health, legal, educational, nonprofit, accounting, and domestic services.

This coverage is similar to that of the 1939 Business Census. However, "custom trades" and "services incidental to transportation," which are no longer included in the standard classification of the service trades, are not covered by the 1948 Census. In a number of localities, these exclusions as well as

other changes in the standard classification may have a considerable effect in comparing 1948 with 1939 data, particularly with respect to establishment count.

Establishment definition.—For Census purposes, a business establishment is defined to include only enterprises conducted from a recognizable place of business, provided that the annual sales were in excess of \$5,000 for a wholesale trade establishment and \$500 for establishments in other trades. A detailed analysis of coverage will be provided in future Census of Business publications.

"Number of establishments" is the number of separate business locations, rather than the number of business companies or organizations, since the Census figures represent information reported separately for each business location or establishment. The establishment count reflects the number of places in business at the end of 1948 excluding administrative and executive offices of multiunit organizations, and "chain store" warehouses.

Sales and receipts.—"1948 sales and receipts" represents sales of merchandise and receipts from repairs and other services to customers. The figures reflect deductions for returned goods and allowances, but not for trade-in allowances; they exclude sales and excise taxes collected from customers and paid directly to any taxing agency.

Proprietors.—"Active proprietors..." represents owners and partners of unincorporated businesses who devoted the major portion of their time to the business in November 1948.

Employment.—"Number of paid employees..." represents all employees on the pay roll for the pay period ending nearest November 15, 1948. "Full workweek" employees, whether regular or seasonal, are those who in the November 15 pay period were paid for working at least the number of hours typically worked in a week by employees of the reporting establishment.

1948 CENSUS OF BUSINESS

RETAIL, WHOLESALE, SERVICE TRADES

U. S. DEPARTMENT OF COMMERCE
BUREAU OF THE CENSUS

PRELIMINARY

For Release April 17, 1950

Release Series BC-1P-41-016

COFFEE COUNTY, TENN.

Retail, wholesale, and service establishments located in Coffee County, Tennessee, showed a substantial expansion in dollar volume of trade from 1939 to 1948 according to preliminary figures from the 1948 Census of Business released today by the Bureau of the Census, U. S. Department of Commerce.

Retail sales in the county during 1948 aggregated \$12.2 million, an increase of 352 percent over the \$2.7 million in 1939, when the preceding Census of Business was taken. Wholesale sales in the county reached a total of \$5.5 million in 1948 as compared with \$1.1 million in 1939. The service trades included in the Census of Business recorded receipts totaling \$471,000 in 1948 compared with \$113,000 in 1939.

Employment in the county also rose over the 9-year period between 1939 and 1948 for the above trades. Establishments in these trades reported a combined total of 933 paid employees for the workweek ended nearest November 15, 1948. This compared with a total of 441 employees reported for the week of November 15, 1939.

These preliminary figures have been derived from a Census report on Coffee County, Tennessee, which also includes data for the city of Tullahoma. Final figures, superseding the preliminary data for Coffee County, will be included in a Bulletin for the State of Tennessee to be issued in several months. Similar data will be made available this year in preliminary and final form for each of the counties and States. A single copy of the preliminary release for Coffee County as well as an order blank for other area releases may be obtained by writing to the Bureau of the Census, Washington 25, D. C.

Table 1.—CENSUS OF BUSINESS PRELIMINARY RESULTS FOR 1948, BY TRADE GROUP

COFFEE COUNTY, TENN.

Trade group and kind of business	Number of establishments	1948 sales and receipts (Thousand dollars)	Active proprietors of unincorporated businesses Nov. 1948	Paid employees, workweek ended nearest Nov. 15, 1948	
				Total employees ¹	Full workweek employees
RETAIL TRADE, total.....	282	12,167	283	664	531
Food group.....	105	2,918	106	83	59
Eating and drinking places.....	50	804	47	114	94
General merchandise grp, general stores..	15	871	11	100	62
Apparel group.....	11	656	12	45	33
Furniture-home furnishings-appliance grp..	13	696	14	36	31
Automotive group.....	18	3,523	17	131	131
Gasoline service stations.....	32	842	35	48	39
Lumber-building-hardware group.....	12	730	12	59	44
Drug and proprietary stores.....	5	271	5	17	12
All other retail stores.....	21	856	24	31	26
WHOLESALE TRADE.....	17	5,450	13	142	x
SELECTED SERVICE TRADES, ^{2/} total.....	53	471	58	127	119
Personal services.....	37	377	40	119	111
All other service trades.....	16	94	18	8	8

x Not available.

^{1/} Includes employees paid for less than the full workweek.

^{2/} See General Description on last page for changes from the 1939 Census of Business in the coverage of Service Trades.

Table 2.—CENSUS OF BUSINESS PRELIMINARY RESULTS FOR 1948 FOR CITIES OF 2,500 INHABITANTS OR MORE
COFFEE COUNTY, TENN.

(Data omitted for trade groups where necessary to avoid disclosure)

City and trade group ¹	Number of establishments	1948 sales and receipts (Thousand dollars)	Active proprietors of unincorporated businesses Nov. 1948	Paid employees, workweek ended nearest Nov. 15, 1948	
				Total employees ²	Full workweek employees
Tullahoma:					
Retail trade.....	135	6,943	123	414	343
Selected service trades....	29	275	31	96	95
Remainder of county:					
Retail trade.....	147	5,224	160	250	188
Selected service trades....	24	196	27	31	24

- 1/ See General Description on this page for changes from the 1939 Census of Business in the coverage of Service Trades.
2/ Includes employees paid for less than the full workweek.

GENERAL DESCRIPTION OF PRELIMINARY RELEASES FOR THE 1948 CENSUS OF BUSINESS

This series of releases, of which one is planned for each county in the United States, presents preliminary results of the 1948 Census of Business. The information is based on reports submitted by business establishments for that Census. The figures shown are preliminary, and are subject to revision in the final Census publications, but the changes are expected to be relatively minor with respect to coverage. The final Census figures will be issued in a series of Business Census bulletins which will show additional detailed kind-of-business information for all places where there are a sufficient number of establishments.

The 1948 Census of Business was taken under the provision of the Act of June 19, 1948, which provides that the Business Census be taken for 1948 and for each fifth year thereafter. Previous Business Censuses were taken for the years 1929, 1933, 1935, and 1939.

Scope of the Census.—The 1948 Census of Business covered all establishments in the following trades, as defined by the Standard Industrial Classification Manual, May 1949 issue, of the Executive Office of the President: all retail trades; all wholesale trades; all service trades in the following four groups—personal services, business services, automobile repairs and services, and miscellaneous repair services; hotels; tourist courts and camps; and amusements, including motion picture theaters. Some important services not covered are radio broadcasting and television, medical and health, legal, educational, nonprofit, accounting, and domestic services.

This coverage is similar to that of the 1939 Business Census. However, "custom trades" and "services incidental to transportation," which are no longer included in the standard classification of the service trades, are not covered by the 1948 Census. In a number of localities, these exclusions as well as other changes in the standard classification may have

a considerable effect in comparing 1948 with 1939 data, particularly with respect to establishment count.

Establishment definition.—For Census purposes, a business establishment is defined to include only enterprises conducted from a recognizable place of business, provided that the annual sales were in excess of \$5,000 for a wholesale trade establishment and \$500 for establishments in other trades. A detailed analysis of coverage will be provided in future Census of Business publications.

"Number of establishments" is the number of separate business locations, rather than the number of business companies or organizations, since the Census figures represent information reported separately for each business location or establishment. The establishment count reflects the number of places in business at the end of 1948 excluding administrative and executive offices of multiunit organizations, and "chain store" warehouses.

Sales and receipts.—"1948 sales and receipts" represents sales of merchandise and receipts from repairs and other services to customers. The figures reflect deductions for returned goods and allowances, but not for trade-in allowances; they exclude sales and excise taxes collected from customers and paid directly to any taxing agency.

Proprietors.—"Active proprietors..." represents owners and partners of unincorporated businesses who devoted the major portion of their time to the business in November 1948.

Employment.—"Number of paid employees..." represents all employees on the pay roll for the pay period ending nearest November 15, 1948. "Full workweek" employees, whether regular or seasonal, are those who in the November 15 pay period were paid for working at least the number of hours typically worked in a week by employees of the reporting establishment.

1948 CENSUS OF BUSINESS

RETAIL, WHOLESALE, SERVICE TRADES

U. S. DEPARTMENT OF COMMERCE
BUREAU OF THE CENSUS

PRELIMINARY

For Release May 15, 1950

Release Series BC-1P-41-017

CROCKETT COUNTY, TENN.

Retail, wholesale, and service establishments located in Crockett County, Tennessee, showed a substantial expansion in dollar volume of trade from 1939 to 1948 according to preliminary figures from the 1948 Census of Business released today by the Bureau of the Census, U. S. Department of Commerce.

Retail sales in the county during 1948 aggregated \$6.8 million, an increase of 300 percent over the \$1.7 million in 1939, when the preceding Census of Business was taken. Wholesale sales in the county reached a total of \$4.5 million in 1948 as compared with \$0.7 million in 1939. The service trades included in the Census of Business recorded receipts totaling \$135,000 in 1948 compared with \$96,000 in 1939.

Employment in the county also rose over the 9-year period between 1939 and 1948 for the above trades. Establishments in these trades reported a combined total of 353 paid employees for the workweek ended nearest November 15, 1948. This compared with a total of 179 employees reported for the week of November 15, 1939.

These preliminary figures have been derived from a Census report on Crockett County, Tennessee. Final figures, superseding the preliminary data for Crockett County, will be included in a Bulletin for the State of Tennessee to be issued in several months. Similar data will be made available this year in preliminary and final form for each of the counties and States. A single copy of the preliminary release for Crockett County as well as an order blank for other area releases may be obtained by writing to the Bureau of the Census, Washington 25, D. C.

91052

Table 1.—CENSUS OF BUSINESS PRELIMINARY RESULTS FOR 1948, BY TRADE GROUP

CROCKETT COUNTY, TENN.

Trade group and kind of business	Number of establishments	1948 sales and receipts (Thousand dollars)	Active proprietors of unincorporated businesses Nov. 1948	Paid employees, workweek ended nearest Nov. 15, 1948	
				Total employees ¹	Full workweek employees
RETAIL TRADE, total.....	192	6,848	189	269	184
Food group.....	81	2,011	84	37	23
Eating and drinking places.....	19	127	22	7	4
General merchandise grp, general stores.....	18	1,090	14	66	37
Apparel group.....	10	278	10	11	6
Furniture-home furnishings-appliance grp.....	7	336	7	10	9
Automotive group.....	9	724	8	39	35
Gasoline service stations.....	18	418	16	14	9
Lumber-building-hardware group.....	15	1,154	12	60	41
Drug and proprietary stores.....	6	221	7	10	5
All other retail stores.....	9	489	9	15	15
WHOLESALE TRADE.....	13	4,497	7	62	x
SELECTED SERVICE TRADES, ^{2/} total.....	30	135	32	22	17
Personal services.....	21	92	23	19	15
All other service trades.....	9	43	9	3	2

x Not available.

^{1/} Includes employees paid for less than the full workweek.

^{2/} See General Description on this page for changes from the 1939 Census of Business in the coverage of Service Trades.

GENERAL DESCRIPTION OF PRELIMINARY RELEASES FOR THE 1948 CENSUS OF BUSINESS

This series of releases, of which one is planned for each county in the United States, presents preliminary results of the 1948 Census of Business. The information is based on reports submitted by business establishments for that Census. The figures shown are preliminary, and are subject to revision in the final Census publications, but the changes are expected to be relatively minor with respect to coverage. The final Census figures will be issued in a series of Business Census bulletins which will show additional detailed kind-of-business information for all places where there are a sufficient number of establishments.

The 1948 Census of Business was taken under the provision of the Act of June 19, 1948, which provides that the Business Census be taken for 1948 and for each fifth year thereafter. Previous Business Censuses were taken for the years 1929, 1933, 1935, and 1939.

Scope of the Census.—The 1948 Census of Business covered all establishments in the following trades, as defined by the Standard Industrial Classification Manual, May 1949 issue, of the Executive Office of the President: all retail trades; all wholesale trades; all service trades in the following four groups—personal services, business services, automobile repairs and services, and miscellaneous repair services; hotels; tourist courts and camps; and amusements, including motion picture theaters. Some important services not covered are radio broadcasting and television, medical and health, legal, educational, nonprofit, accounting, and domestic services.

This coverage is similar to that of the 1939 Business Census. However, "custom trades" and "services incidental to transportation," which are no longer included in the standard classification of the service trades, are not covered by the 1948 Census. In a number of localities, these exclusions as well as

other changes in the standard classification may have a considerable effect in comparing 1948 with 1939 data, particularly with respect to establishment count.

Establishment definition.—For Census purposes, a business establishment is defined to include only enterprises conducted from a recognizable place of business, provided that the annual sales were in excess of \$5,000 for a wholesale trade establishment and \$500 for establishments in other trades. A detailed analysis of coverage will be provided in future Censuses of Business publications.

"Number of establishments" is the number of separate business locations, rather than the number of business companies or organizations, since the Census figures represent information reported separately for each business location or establishment. The establishment count reflects the number of places in business at the end of 1948 excluding administrative and executive offices of multiunit organizations, and "chain store" warehouses.

Sales and receipts.—"1948 sales and receipts" represents sales of merchandise and receipts from repairs and other services to customers. The figures reflect deductions for returned goods and allowances, but not for trade-in allowances; they exclude sales and excise taxes collected from customers and paid directly to any taxing agency.

Proprietors.—"Active proprietors..." represents owners and partners of unincorporated businesses who devoted the major portion of their time to the business in November 1948.

Employment.—"Number of paid employees..." represents all employees on the pay roll for the pay period ending nearest November 15, 1948. "Full workweek" employees, whether regular or seasonal, are those who in the November 15 pay period were paid for working at least the number of hours typically worked in a week by employees of the reporting establishment.

1948 CENSUS OF BUSINESS

RETAIL, WHOLESALE, SERVICE TRADES

U. S. DEPARTMENT OF COMMERCE
BUREAU OF THE CENSUS

PRELIMINARY

For Release April 13, 1950

Release Series BC-1P-41-018

CUMBERLAND COUNTY, TENN.

Retail and service establishments located in Cumberland County, Tennessee, showed a substantial expansion in dollar volume of trade from 1939 to 1948 according to preliminary figures from the 1948 Census of Business released today by the Bureau of the Census, U. S. Department of Commerce.

Retail sales in the county during 1948 aggregated \$7.5 million, an increase of 400 percent over the \$1.5 million in 1939, when the preceding Census of Business was taken. The service trades included in the Census of Business recorded receipts totaling \$179,000 in 1948 compared with \$47,000 in 1939.

Employment in the county also rose over the 9-year period between 1939 and 1948 for the above trades. Establishments in these trades reported a combined total of 375 paid employees for the workweek ended nearest November 15, 1948. This compared with a total of 199 employees reported for the week of November 15, 1939.

These preliminary figures have been derived from a Census report on Cumberland County, Tennessee. Final figures, superseding the preliminary data for Cumberland County, will be included in a Bulletin for the State of Tennessee to be issued in several months. Similar data will be made available this year in preliminary and final form for each of the counties and States. A single copy of the preliminary release for Cumberland County as well as an order blank for other area releases may be obtained by writing to the Bureau of the Census, Washington 25, D. C.

Table 1.—CENSUS OF BUSINESS PRELIMINARY RESULTS FOR 1948, BY TRADE GROUP

CUMBERLAND COUNTY, TENN.

Trade group and kind of business	Number of establishments	1948 sales and receipts (Thousand dollars)	Active proprietors of unincorporated businesses Nov. 1948	Paid employees, workweek ended nearest Nov. 15, 1948	
				Total employees ¹	Full workweek employees
RETAIL TRADE, total.....	204	7,478	224	344	309
Food group.....	87	2,008	93	48	37
Eating and drinking places.....	41	520	48	61	52
General merchandise grp, general stores..	11	463	11	27	22
Apparel group.....	8	562	10	25	19
Furniture-home furnishings-appliance grp..	5	329	5	12	12
Automotive group.....	8	1,703	12	80	79
Gasoline service stations.....	17	434	20	16	15
Lumber-building-hardware group.....	8	1,043	8	46	45
Drug and proprietary stores.....	Included with	"All other retail stores"			
All other retail stores.....	19	416	17	29	28
SELECTED SERVICE TRADES ^{2/}	27	179	27	31	30

^{1/} Includes employees paid for less than the full workweek.

^{2/} See General Description on last page for changes from the 1939 Census of Business in the coverage of Service Trades.

GENERAL DESCRIPTION OF PRELIMINARY RELEASES FOR THE 1948 CENSUS OF BUSINESS

This series of releases, of which one is planned for each county in the United States, presents preliminary results of the 1948 Census of Business. The information is based on reports submitted by business establishments for that Census. The figures shown are preliminary, and are subject to revision in the final Census publications, but the changes are expected to be relatively minor with respect to coverage. The final Census figures will be issued in a series of Business Census bulletins which will show additional detailed kind-of-business information for all places where there are a sufficient number of establishments.

The 1948 Census of Business was taken under the provision of the Act of June 19, 1948, which provides that the Business Census be taken for 1948 and for each fifth year thereafter. Previous Business Censuses were taken for the years 1929, 1933, 1935, and 1939.

Scope of the Census.—The 1948 Census of Business covered all establishments in the following trades, as defined by the Standard Industrial Classification Manual, May 1949 issue, of the Executive Office of the President: all retail trades; all wholesale trades; all service trades in the following four groups—personal services, business services, automobile repairs and services, and miscellaneous repair services; hotels; tourist courts and camps; and amusements, including motion picture theaters. Some important services not covered are radio broadcasting and television, medical and health, legal, educational, nonprofit, accounting, and domestic services.

This coverage is similar to that of the 1939 Business Census. However, "custom trades" and "services incidental to transportation," which are no longer included in the standard classification of the service trades, are not covered by the 1948 Census. In a number of localities, these exclusions as well as other changes in the standard classification may have a considerable effect in comparing

1948 with 1939 data, particularly with respect to establishment count.

Establishment definition.—For Census purposes, a business establishment is defined to include only enterprises conducted from a recognizable place of business, provided that the annual sales were in excess of \$5,000 for a wholesale trade establishment and \$500 for establishments in other trades. A detailed analysis of coverage will be provided in future Census of Business publications.

"Number of establishments" is the number of separate business locations, rather than the number of business companies or organizations, since the Census figures represent information reported separately for each business location or establishment. The establishment count reflects the number of places in business at the end of 1948 excluding administrative and executive offices of multiunit organizations, and "chain store" warehouses.

Sales and receipts.—"1948 sales and receipts" represents sales of merchandise and receipts from repairs and other services to customers. The figures reflect deductions for returned goods and allowances, but not for trade-in allowances; they exclude sales and excise taxes collected from customers and paid directly to any taxing agency.

Proprietors.—"Active proprietors..." represents owners and partners of unincorporated businesses who devoted the major portion of their time to the business in November 1948.

Employment.—"Number of paid employees..." represents all employees on the pay roll for the pay period ending nearest November 15, 1948. "Full workweek" employees, whether regular or seasonal, are those who in the November 15 pay period were paid for working at least the number of hours typically worked in a week by employees of the reporting establishment.

1948 CENSUS OF BUSINESS

RETAIL, WHOLESALE, SERVICE TRADES

U. S. DEPARTMENT OF COMMERCE
BUREAU OF THE CENSUS

PRELIMINARY

For Release May 15, 1950

Release Series BC-1P-41-019

DAVIDSON COUNTY, TENN.

Retail, wholesale, and service establishments located in Davidson County, Tennessee, showed a substantial expansion in dollar volume of trade from 1939 to 1948 according to preliminary figures from the 1948 Census of Business released today by the Bureau of the Census, U. S. Department of Commerce.

Retail sales in the county during 1948 aggregated \$276.8 million, an increase of 205 percent over the \$90.8 million sales in 1939, when the preceding Census of Business was taken. Wholesale sales volume in the county showed a 247 percent rise over the same period, reaching a total of \$454.4 million in 1948 as compared with \$131.0 million in 1939. The service trades included in the Census of Business reported receipts totaling \$24.3 million in 1948 compared with \$7.8 million in 1939. Amusement businesses in the county recorded receipts of \$4.1 million in 1948. No comparable figure for 1939 is available.

Employment in the county also rose over the 9-year period between 1939 and 1948 for the ~~Trades~~ covered by the Census of Business. Retail trade establishments reported 16,431 paid employees for the workweek ended nearest November 15, 1948. Of these, 13,960 worked the full week, and the remainder part of the week. The comparable total and full workweek figures for 1939 were 12,239 and 10,326. Wholesale trade establishments reported a total of 8,361 full- and part-week employees for the week of November 15, 1948, compared with 4,660 for the same week in 1939. For the selected service trades, November 15, 1948, paid employees numbered 4,961; the comparable figure for 1939, adjusted for change in scope between the two Censuses, was 3,640.

These preliminary figures have been derived from a Census report on Davidson County, Tennessee. The report also contains data for the city of Nashville.

Final figures, superseding the preliminary data for Davidson County, will be included in a Bulletin for the State of Tennessee to be issued in several months. Similar data will be made available this year in preliminary and final form for each of the counties and States. A single copy of the preliminary release for Davidson County as well as an order blank for other area releases may be obtained by writing to the Bureau of the Census, Washington 25, D. C.

91276

Table 1.—CENSUS OF BUSINESS PRELIMINARY RESULTS FOR 1948, BY TRADE GROUP

DAVIDSON COUNTY, TENN.

Trade group and kind of business	Number of establishments	1948 sales and receipts (Thousand dollars)	Active proprietors of unincorporated businesses Nov. 1948	Paid employees, workweek ended nearest Nov. 15, 1948	
				Total employees ¹	Full workweek employees
RETAIL TRADE, total.....	3,022	276,771	2,838	16,431	13,960
Food group.....	848	58,916	797	2,385	1,779
Eating and drinking places.....	742	16,519	745	2,734	2,408
General merchandise grp, general stores	100	41,560	76	3,698	2,979
Apparel group.....	163	24,631	118	1,694	1,409
Furniture-home furnishgs-appliance grp	117	16,104	97	1,053	1,002
Automotive group.....	115	51,676	96	1,382	1,324
Gasoline service stations.....	304	13,904	287	790	667
Lumber-building-hardware group.....	111	16,553	117	736	691
Drug and proprietary stores.....	136	8,660	134	717	585
All other retail stores.....	386	28,248	371	1,242	1,116
WHOLESALE TRADE, total.....	559	454,416	352	8,361	x
Merchant wholesalers, total.....	392	257,379	251	6,717	x
Groceries, foods.....	63	64,394	56	1,375	x
Dry goods, apparel.....	25	16,573	16	360	x
Hardware, elec'l, plum'g and heat'g.	45	48,871	14	1,616	x
Mach'y, equip't, industrial supplies	88	25,632	48	1,053	x
Automotive parts, accessories.....	33	7,707	21	459	x
All other merchant wholesalers.....	138	94,202	96	1,854	x
Manufact'rs' sales branches, offices..	74	62,969	7	1,148	x
Agents, brokers (merchandise).....	75	105,275	82	217	x
Other types of wholesale.....	18	28,793	12	279	x
SELECTED SERVICE TRADES, ^{2/} total.....	1,013	24,277	990	4,961	4,649
Personal services.....	597	12,307	592	3,322	3,118
Business services.....	78	3,741	51	578	523
Automotive repairs and services.....	202	5,793	193	773	739
Other repair services.....	136	2,436	154	288	269
HOTELS.....				Data withheld to avoid disclosure.	
TOURIST COURTS AND CAMPS.....	38	712	41	106	100
AMUSEMENTS.....	78	4,126	53	587	x

x Not available.

^{1/} Includes employees paid for less than the full workweek.^{2/} See General Description on last page for changes from the 1939 Census of Business in the coverage of Service Trades.

Table 2.—CENSUS OF BUSINESS PRELIMINARY RESULTS FOR 1948 FOR CITIES OF 2,500 INHABITANTS OR MORE

DAVIDSON COUNTY, TENN.

(Data omitted for trade groups where necessary to avoid disclosure)

City and trade group ¹	Number of establishments	1948 sales and receipts (Thousand dollars)	Active proprietors of unincorporated businesses Nov. 1948	Paid employees, workweek ended nearest Nov. 15, 1948	
				Total employees ²	Full workweek employees
Nashville:					
Retail trade.....	2,228	237,293	2,005	14,142	12,129
Wholesale trade.....	553	449,252	348	8,234	x
Selected service trades....	847	21,680	820	4,469	4,189
Hotels.....	26	4,205	21	1,202	1,136
Remainder of county:					
Retail trade.....	794	39,478	833	2,289	1,831
Wholesale trade.....	6	5,164	4	127	x
Selected service trades....	166	2,597	170	492	460

x Not available.

1/ See General Description on this page for changes from the 1939 Census of Business in the coverage of Service Trades.

2/ Includes employees paid for less than the full workweek.

GENERAL DESCRIPTION OF PRELIMINARY RELEASES FOR THE 1948 CENSUS OF BUSINESS

This series of releases, of which one is planned for each county in the United States, presents preliminary results of the 1948 Census of Business. The information is based on reports submitted by business establishments for that Census. The figures shown are preliminary, and are subject to revision in the final Census publications, but the changes are expected to be relatively minor with respect to coverage. The final Census figures will be issued in a series of Business Census bulletins which will show additional detailed kind-of-business information for all places where there are a sufficient number of establishments.

The 1948 Census of Business was taken under the provision of the Act of June 19, 1948, which provides that the Business Census be taken for 1948 and for each fifth year thereafter. Previous Business Censuses were taken for the years 1929, 1933, 1935, and 1939.

Scope of the Census.—The 1948 Census of Business covered all establishments in the following trades, as defined by the Standard Industrial Classification Manual, May 1949 issue, of the Executive Office of the President: all retail trades; all wholesale trades; all service trades in the following four groups—personal services, business services, automobile repairs and services, and miscellaneous repair services; hotels; tourist courts and camps; and amusements, including motion picture theaters. Some important services not covered are radio broadcasting and television, medical and health, legal, educational, nonprofit, accounting, and domestic services.

This coverage is similar to that of the 1939 Business Census. However, "custom trades" and "services incidental to transportation," which are no longer included in the standard classification of the service trades, are not covered by the 1948 Census. In a number of localities, these exclusions as well as

other changes in the standard classification may have a considerable effect in comparing 1948 with 1939 data, particularly with respect to establishment count.


Establishment definition.—For Census purposes, a business establishment is defined to include only enterprises conducted from a recognizable place of business, provided that the annual sales were in excess of \$5,000 for a wholesale trade establishment and \$500 for establishments in other trades. A detailed analysis of coverage will be provided in future Census of Business publications.

"Number of establishments" is the number of separate business locations, rather than the number of business companies or organizations, since the Census figures represent information reported separately for each business location or establishment. The establishment count reflects the number of places in business at the end of 1948 excluding administrative and executive offices of multinational organizations, and "chain store" warehouses.

Sales and receipts.—"1948 sales and receipts" represents sales of merchandise and receipts from repairs and other services to customers. The figures reflect deductions for returned goods and allowances, but not for trade-in allowances; they exclude sales and excise taxes collected from customers and paid directly to any taxing agency.

Proprietors.—"Active proprietors..." represents owners and partners of unincorporated businesses who devoted the major portion of their time to the business in November 1948.

Employment.—"Number of paid employees..." represents all employees on the pay roll for the pay period ending nearest November 15, 1948. "Full workweek" employees, whether regular or seasonal, are those who in the November 15 pay period were paid for working at least the number of hours typically worked in a week by employees of the reporting establishment.



1948 CENSUS OF BUSINESS

RETAIL, WHOLESALE, SERVICE TRADES

U. S. DEPARTMENT OF COMMERCE
BUREAU OF THE CENSUS

PRELIMINARY

For Release April 19, 1950

Release Series BC-1P-41-020

DECATUR COUNTY, TENN.

Retail and service establishments located in Decatur County, Tennessee, showed a substantial expansion in dollar volume of trade from 1939 to 1948 according to preliminary figures from the 1948 Census of Business released today by the Bureau of the Census, U. S. Department of Commerce.

Retail sales in the county during 1948 aggregated \$3.5 million, an increase of 338 percent over the \$0.8 million in 1939, when the preceding Census of Business was taken. The service trades included in the Census of Business recorded receipts totaling \$106,000 in 1948 compared with \$25,000 in 1939.

Employment in the county also rose over the 9-year period between 1939 and 1948 for the above trades. Establishments in these trades reported a combined total of 191 paid employees for the workweek ended nearest November 15, 1948. This compared with a total of 81 employees reported for the week of November 15, 1939.

These preliminary figures have been derived from a Census report on Decatur County, Tennessee. Final figures, superseding the preliminary data for Decatur County, will be included in a Bulletin for the State of Tennessee to be issued in several months. Similar data will be made available this year in preliminary and final form for each of the counties and States. A single copy of the preliminary release for Decatur County as well as an order blank for other area releases may be obtained by writing to the Bureau of the Census, Washington 25, D. C.

Table 1.—CENSUS OF BUSINESS PRELIMINARY RESULTS FOR 1948, BY TRADE GROUP

DECATUR COUNTY, TENN.

Trade group and kind of business	Number of establishments	1948 sales and receipts (Thousand dollars)	Active proprietors of unincorporated businesses Nov. 1948	Paid employees, workweek ended nearest Nov. 15, 1948	
				Total employees ¹	Full workweek employees
RETAIL TRADE, total.....	121	3,482	118	160	111
Food group.....	57	709	54	22	11
Eating and drinking places.....	16	118	15	12	8
Gasoline service stations.....	9	265	9	22	11
All other retail stores.....	39	2,390	40	104	81
SELECTED SERVICE TRADES, ^{2/} total.....	23	106	21	31	25
Personal services.....	13	79	11	29	24
All other service trades.....	10	27	10	2	1

^{1/} Includes employees paid for less than the full workweek.

^{2/} See General Description on last page for changes from the 1939 Census of Business in the coverage of Service Trades.

GENERAL DESCRIPTION OF PRELIMINARY RELEASES FOR THE 1948 CENSUS OF BUSINESS

This series of releases, of which one is planned for each county in the United States, presents preliminary results of the 1948 Census of Business. The information is based on reports submitted by business establishments for that Census. The figures shown are preliminary, and are subject to revision in the final Census publications, but the changes are expected to be relatively minor with respect to coverage. The final Census figures will be issued in a series of Business Census bulletins which will show additional detailed kind-of-business information for all places where there are a sufficient number of establishments.

The 1948 Census of Business was taken under the provision of the Act of June 19, 1948, which provides that the Business Census be taken for 1948 and for each fifth year thereafter. Previous Business Censuses were taken for the years 1929, 1933, 1935, and 1939.

Scope of the Census.—The 1948 Census of Business covered all establishments in the following trades, as defined by the Standard Industrial Classification Manual, May 1949 issue, of the Executive Office of the President: all retail trades; all wholesale trades; all service trades in the following four groups—personal services, business services, automobile repairs and services, and miscellaneous repair services; hotels; tourist courts and camps; and amusements, including motion picture theaters. Some important services not covered are radio broadcasting and television, medical and health, legal, educational, nonprofit, accounting, and domestic services.

This coverage is similar to that of the 1939 Business Census. However, "custom trades" and "services incidental to transportation," which are no longer included in the standard classification of the service trades, are not covered by the 1948 Census. In a number of localities, these exclusions as well as other changes in the standard classification may have a considerable effect in comparing

1948 with 1939 data, particularly with respect to establishment count.

Establishment definition.—For Census purposes, a business establishment is defined to include only enterprises conducted from a recognizable place of business, provided that the annual sales were in excess of \$5,000 for a wholesale trade establishment and \$500 for establishments in other trades. A detailed analysis of coverage will be provided in future Census of Business publications.

"Number of establishments" is the number of separate business locations, rather than the number of business companies or organizations, since the Census figures represent information reported separately for each business location or establishment. The establishment count reflects the number of places in business at the end of 1948 excluding administrative and executive offices of multiunit organizations, and "chain store" warehouses.

Sales and receipts.—"1948 sales and receipts" represents sales of merchandise and receipts from repairs and other services to customers. The figures reflect deductions for returned goods and allowances, but not for trade-in allowances; they exclude sales and excise taxes collected from customers and paid directly to any taxing agency.

Proprietors.—"Active proprietors..." represents owners and partners of unincorporated businesses who devoted the major portion of their time to the business in November 1948.

Employment.—"Number of paid employees..." represents all employees on the pay roll for the pay period ending nearest November 15, 1948. "Full workweek" employees, whether regular or seasonal, are those who in the November 15 pay period were paid for working at least the number of hours typically worked in a week by employees of the reporting establishment.

1948 CENSUS OF BUSINESS

RETAIL, WHOLESALE, SERVICE TRADES

U. S. DEPARTMENT OF COMMERCE
BUREAU OF THE CENSUS

PRELIMINARY

For Release April 13, 1950

Release Series BC-1P-41-021

DE KALB COUNTY, TENN.

Retail and service establishments located in De Kalb County, Tennessee, showed a substantial expansion in dollar volume of trade from 1939 to 1948 according to preliminary figures from the 1948 Census of Business released today by the Bureau of the Census, U. S. Department of Commerce.

Retail sales in the county during 1948 aggregated \$3.1 million, an increase of 158 percent over the \$1.2 million in 1939, when the preceding Census of Business was taken. The service trades included in the Census of Business recorded receipts totaling \$139,000 in 1948 compared with \$43,000 in 1939.

Employment in the county also rose over the 9-year period between 1939 and 1948 for the above trades. Establishments in these trades reported a combined total of 165 paid employees for the workweek ended nearest November 15, 1948. This compared with a total of 84 employees reported for the week of November 15, 1939.

These preliminary figures have been derived from a Census report on De Kalb County, Tennessee. Final figures, superseding the preliminary data for De Kalb County, will be included in a Bulletin for the State of Tennessee to be issued in several months. Similar data will be made available this year in preliminary and final form for each of the counties and States. A single copy of the preliminary release for De Kalb County as well as an order blank for other area releases may be obtained by writing to the Bureau of the Census, Washington 25, D. C.

Table 1.—CENSUS OF BUSINESS PRELIMINARY RESULTS FOR 1948, BY TRADE GROUP
DE KALB COUNTY, TENN.

Trade group and kind of business	Number of establishments	1948 sales and receipts (Thousand dollars)	Active proprietors of unincorporated businesses Nov. 1948	Paid employees, workweek ended nearest Nov. 15, 1948	
				Total employees ¹	Full workweek employees
RETAIL TRADE, total	134	3,118	143	149	110
Food group.....	52	705	54	10	7
Eating and drinking places.....	8	94	10	19	15
Gasoline service stations.....	13	178	14	7	6
All other retail stores.....	61	2,141	65	113	82
SELECTED SERVICE TRADES, ^{2/} total.....	24	139	23	16	13
Personal services.....	16	115	15	14	12
All other service trades.....	8	24	8	2	1

^{1/} Includes employees paid for less than the full workweek.

^{2/} See General Description on last page for changes from the 1939 Census of Business in the coverage of Service Trades.

GENERAL DESCRIPTION OF PRELIMINARY RELEASES FOR THE 1948 CENSUS OF BUSINESS

This series of releases, of which one is planned for each county in the United States, presents preliminary results of the 1948 Census of Business. The information is based on reports submitted by business establishments for that Census. The figures shown are preliminary, and are subject to revision in the final Census publications, but the changes are expected to be relatively minor with respect to coverage. The final Census figures will be issued in a series of Business Census bulletins which will show additional detailed kind-of-business information for all places where there are a sufficient number of establishments.

The 1948 Census of Business was taken under the provision of the Act of June 19, 1948, which provides that the Business Census be taken for 1948 and for each fifth year thereafter. Previous Business Censuses were taken for the years 1929, 1933, 1935, and 1939.

Scope of the Census.—The 1948 Census of Business covered all establishments in the following trades, as defined by the Standard Industrial Classification Manual, May 1949 issue, of the Executive Office of the President: all retail trades; all wholesale trades; all service trades in the following four groups—personal services, business services, automobile repairs and services, and miscellaneous repair services; hotels; tourist courts and camps; and amusements, including motion picture theaters. Some important services not covered are radio broadcasting and television, medical and health, legal, educational, nonprofit, accounting, and domestic services.

This coverage is similar to that of the 1939 Business Census. However, "custom trades" and "services incidental to transportation," which are no longer included in the standard classification of the service trades, are not covered by the 1948 Census. In a number of localities, these exclusions as well as other changes in the standard classification may have a considerable effect in comparing

1948 with 1939 data, particularly with respect to establishment count.

Establishment definition.—For Census purposes, a business establishment is defined to include only enterprises conducted from a recognizable place of business, provided that the annual sales were in excess of \$5,000 for a wholesale trade establishment and \$500 for establishments in other trades. A detailed analysis of coverage will be provided in future Census of Business publications.

"Number of establishments" is the number of separate business locations, rather than the number of business companies or organizations, since the Census figures represent information reported separately for each business location or establishment. The establishment count reflects the number of places in business at the end of 1948 excluding administrative and executive offices of multiunit organizations, and "chain store" warehouses.

Sales and receipts.—"1948 sales and receipts" represents sales of merchandise and receipts from repairs and other services to customers. The figures reflect deductions for returned goods and allowances, but not for trade-in allowances; they exclude sales and excise taxes collected from customers and paid directly to any taxing agency.

Proprietors.—"Active proprietors..." represents owners and partners of unincorporated businesses who devoted the major portion of their time to the business in November 1948.

Employment.—"Number of paid employees..." represents all employees on the pay roll for the pay period ending nearest November 15, 1948. "Full workweek" employees, whether regular or seasonal, are those who in the November 15 pay period were paid for working at least the number of hours typically worked in a week by employees of the reporting establishment.

1948 CENSUS OF BUSINESS

RETAIL, WHOLESALE, SERVICE TRADES

U. S. DEPARTMENT OF COMMERCE
BUREAU OF THE CENSUS

PRELIMINARY

For Release April 17, 1950

Release Series BC-1P-41-022

DICKSON COUNTY, TENN.

Retail, wholesale, and service establishments located in Dickson County, Tennessee, showed a substantial expansion in dollar volume of trade from 1939 to 1948 according to preliminary figures from the 1948 Census of Business released today by the Bureau of the Census, U. S. Department of Commerce.

Retail sales in the county during 1948 aggregated \$8.5 million, an increase of 215 percent over the \$2.7 million in 1939, when the preceding Census of Business was taken. Wholesale sales in the county reached a total of \$2.3 million in 1948 as compared with \$1.0 million in 1939. The service trades included in the Census of Business recorded receipts totaling \$322,000 in 1948 compared with \$79,000 in 1939.

Employment in the county also rose over the 9-year period between 1939 and 1948 for the above trades. Establishments in these trades reported a combined total of 529 paid employees for the workweek ended nearest November 15, 1948. This compared with a total of 300 employees reported for the week of November 15, 1939.

These preliminary figures have been derived from a Census report on Dickson County, Tennessee, which also includes data for the city of Dickson. Final figures, superseding the preliminary data for Dickson County, will be included in a Bulletin for the State of Tennessee to be issued in several months. Similar data will be made available this year in preliminary and final form for each of the counties and States. A single copy of the preliminary release for Dickson County as well as an order blank for other area releases may be obtained by writing to the Bureau of the Census, Washington 25, D. C.

Table 1.—CENSUS OF BUSINESS PRELIMINARY RESULTS FOR 1948, BY TRADE GROUP
DICKSON COUNTY, TENN.

Trade group and kind of business	Number of establishments	1948 sales and receipts (Thousand dollars)	Active proprietors of unincorporated businesses Nov. 1948	Paid employees, workweek ended nearest Nov. 15, 1948	
				Total employees ¹	Full workweek employees
RETAIL TRADE, total.....	220	8,464	229	420	320
Food group.....	80	2,301	85	63	50
Eating and drinking places.....	34	386	30	56	38
General merchandise grp, general stores.....	25	1,281	26	68	41
Apparel group.....	9	430	8	26	24
Furniture-home furnishgs-appliance grp.....	9	429	7	24	22
Automotive group.....	11	1,273	15	42	41
Gasoline service stations.....	24	610	27	32	26
All other retail stores.....	28	1,754	31	109	78
WHOLESALE TRADE.....	11	2,255	8	36	x
SELECTED SERVICE TRADES, ² /total.....	40	322	39	73	65
Personal services.....	24	181	25	55	52
All other service trades.....	16	141	14	18	13

x Not available.

¹/ Includes employees paid for less than the full workweek.

²/ See General Description on last page for changes from the 1939 Census of Business in the coverage of Service Trades.

Table 2.—CENSUS OF BUSINESS PRELIMINARY RESULTS FOR 1948 FOR CITIES OF 2,500 INHABITANTS OR MORE
DICKSON COUNTY, TENN.

(Data omitted for trade groups where necessary to avoid disclosure)

City and trade group	Number of establishments	1948 sales and receipts (Thousand dollars)	Active proprietors of unincorporated businesses Nov. 1948	Paid employees, workweek ended nearest Nov. 15, 1948	
				Total employees ¹	Full workweek employees
Dickson:					
Retail trade.....	93	6,042	91	347	269
Remainder of county:					
Retail trade.....	127	2,422	138	73	51

¹/ Includes employees paid for less than the full workweek.

GENERAL DESCRIPTION OF PRELIMINARY RELEASES FOR THE 1948 CENSUS OF BUSINESS

This series of releases, of which one is planned for each county in the United States, presents preliminary results of the 1948 Census of Business. The information is based on reports submitted by business establishments for that Census. The figures shown are preliminary, and are subject to revision in the final Census publications, but the changes are expected to be relatively minor with respect to coverage. The final Census figures will be issued in a series of Business Census bulletins which will show additional detailed kind-of-business information for all places where there are a sufficient number of establishments.

The 1948 Census of Business was taken under the provision of the Act of June 19, 1948, which provides that the Business Census be taken for 1948 and for each fifth year thereafter. Previous Business Censuses were taken for the years 1929, 1933, 1935, and 1939.

Scope of the Census.—The 1948 Census of Business covered all establishments in the following trades, as defined by the Standard Industrial Classification Manual, May 1949 issue, of the Executive Office of the President: all retail trades; all wholesale trades; all service trades in the following four groups—personal services, business services, automobile repairs and services, and miscellaneous repair services; hotels; tourist courts and camps; and amusements, including motion picture theaters. Some important services not covered are radio broadcasting and television, medical and health, legal, educational, nonprofit, accounting, and domestic services.

This coverage is similar to that of the 1939 Business Census. However, "custom trades" and "services incidental to transportation," which are no longer included in the standard classification of the service trades, are not covered by the 1948 Census. In a number of localities, these exclusions as well as other changes in the standard classification may have

a considerable effect in comparing 1948 with 1939 data, particularly with respect to establishment count.

Establishment definition.—For Census purposes, a business establishment is defined to include only enterprises conducted from a recognizable place of business, provided that the annual sales were in excess of \$5,000 for a wholesale trade establishment and \$500 for establishments in other trades. A detailed analysis of coverage will be provided in future Census of Business publications.

"Number of establishments" is the number of separate business locations, rather than the number of business companies or organizations, since the Census figures represent information reported separately for each business location or establishment. The establishment count reflects the number of places in business at the end of 1948 excluding administrative and executive offices of multiunit organizations, and "chain store" warehouses.

Sales and receipts.—"1948 sales and receipts" represents sales of merchandise and receipts from repairs and other services to customers. The figures reflect deductions for returned goods and allowances, but not for trade-in allowances; they exclude sales and excise taxes collected from customers and paid directly to any taxing agency.

Proprietors.—"Active proprietors..." represents owners and partners of unincorporated businesses who devoted the major portion of their time to the business in November 1948.

Employment.—"Number of paid employees..." represents all employees on the pay roll for the pay period ending nearest November 15, 1948. "Full workweek" employees, whether regular or seasonal, are those who in the November 15 pay period were paid for working at least the number of hours typically worked in a week by employees of the reporting establishment.

1948 CENSUS OF BUSINESS

RETAIL, WHOLESALE, SERVICE TRADES

U. S. DEPARTMENT OF COMMERCE
BUREAU OF THE CENSUS

PRELIMINARY

For Release April 13, 1950

Release Series BC-1P-41-023

DYER COUNTY, TENN.

Retail, wholesale, and service establishments located in Dyer County, Tennessee, showed a substantial expansion in dollar volume of trade from 1939 to 1948 according to preliminary figures from the 1948 Census of Business released today by the Bureau of the Census, U. S. Department of Commerce.

Retail sales in the county during 1948 aggregated \$25.7 million, an increase of 257 percent over the \$7.2 million in 1939, when the preceding Census of Business was taken. Wholesale sales in the county reached a total of \$14.9 million in 1948 as compared with \$6.4 million in 1939. The service trades included in the Census of Business recorded receipts totaling \$1.2 million in 1948 compared with \$0.3 million in 1939.

Employment in the county also rose over the 9-year period between 1939 and 1948 for the above trades. Establishments in these trades reported a combined total of 2,109 paid employees for the workweek ended nearest November 15, 1948. This compared with a total of 1,353 employees reported for the week of November 15, 1939.

These preliminary figures have been derived from a Census report on Dyer County, Tennessee, which also includes data for the city of Dyersburg. Final figures, superseding the preliminary data for Dyer County, will be included in a Bulletin for the State of Tennessee to be issued in several months. Similar data will be made available this year in preliminary and final form for each of the counties and States. A single copy of the preliminary release for Dyer County as well as an order blank for other area releases may be obtained by writing to the Bureau of the Census, Washington 25, D. C.

Table 1.—CENSUS OF BUSINESS PRELIMINARY RESULTS FOR 1948, BY TRADE GROUP

DYER COUNTY, TENN.

Trade group and kind of business	Number of establishments	1948 sales and receipts (Thousand dollars)	Active proprietors of unincorporated businesses Nov. 1948	Paid employees, workweek ended nearest Nov. 15, 1948	
				Total employees ¹	Full workweek employees
RETAIL TRADE, total.....	386	25,665	354	1,500	1,174
Food group.....	157	6,070	145	174	122
Eating and drinking places.....	58	1,097	57	202	156
General merchandise group, general stores....	18	1,632	14	216	94
Apparel group.....	19	2,341	19	194	149
Furniture-home furnishings-appliance group...	17	1,596	16	100	96
Automotive group.....	29	5,276	25	223	210
Gasoline service stations.....	28	1,380	27	95	71
Lumber-building-hardware group.....	20	3,227	17	171	166
Drug and proprietary stores.....	11	555	12	43	38
All other retail stores.....	29	2,491	22	82	72
WHOLESALE TRADE, total.....	43	14,878	30	316	x
Merchant wholesalers.....	15	5,393	13	140	x
Other types of wholesalers.....	28	9,485	17	176	x
SELECTED SERVICE TRADES, ^{2/} total.....	87	1,180	98	293	283
Personal services.....	56	829	62	256	248
All other service trades.....	31	351	36	37	35
AMUSEMENTS.....	12	294	10	56	x

x Not available.

^{1/} Includes employees paid for less than the full workweek.

^{2/} See General Description on last page for changes from the 1939 Census of Business in the coverage of Service Trades.

Table 2.—CENSUS OF BUSINESS PRELIMINARY RESULTS FOR 1948 FOR CITIES OF 2,500 INHABITANTS OR MORE

DYER COUNTY, TENN.

(Data omitted for trade groups where necessary to avoid disclosure)

City and trade group ¹	Number of establishments	1948 sales and receipts (Thousand dollars)	Active proprietors of unincorporated businesses Nov. 1948	Paid employees, workweek ended nearest Nov. 15, 1948	
				Total employees ²	Full workweek employees
Dyersburg:					
Retail trade.....	199	19,163	183	1,233	978
Wholesale trade.....	27	9,570	19	190	x
Selected service trades.....	58	891	70	204	195
Remainder of county:					
Retail trade.....	187	6,502	171	267	196
Wholesale trade.....	16	5,308	11	126	x
Selected service trades.....	29	289	28	89	88

x Not available.

1/ See General Description on this page for changes from the 1939 Census of Business in the coverage of Service Trades.

2/ Includes employees paid for less than the full workweek.

GENERAL DESCRIPTION OF PRELIMINARY RELEASES FOR THE 1948 CENSUS OF BUSINESS

This series of releases, of which one is planned for each county in the United States, presents preliminary results of the 1948 Census of Business. The information is based on reports submitted by business establishments for that Census. The figures shown are preliminary, and are subject to revision in the final Census publications, but the changes are expected to be relatively minor with respect to coverage. The final Census figures will be issued in a series of Business Census bulletins which will show additional detailed kind-of-business information for all places where there are a sufficient number of establishments.

The 1948 Census of Business was taken under the provision of the Act of June 19, 1948, which provides that the Business Census be taken for 1948 and for each fifth year thereafter. Previous Business Censuses were taken for the years 1929, 1933, 1935, and 1939.

Scope of the Census.—The 1948 Census of Business covered all establishments in the following trades, as defined by the Standard Industrial Classification Manual, May 1949 issue, of the Executive Office of the President: all retail trades; all wholesale trades; all service trades in the following four groups—personal services, business services, automobile repairs and services, and miscellaneous repair services; hotels; tourist courts and camps; and amusements, including motion picture theaters. Some important services not covered are radio broadcasting and television, medical and health, legal, educational, nonprofit, accounting, and domestic services.

This coverage is similar to that of the 1939 Business Census. However, "custom trades" and "services incidental to transportation," which are no longer included in the standard classification of the service trades, are not covered by the 1948 Census. In a number of localities, these exclusions as well as other changes in the standard classification may have

a considerable effect in comparing 1948 with 1939 data, particularly with respect to establishment count.

Establishment definition.—For Census purposes, a business establishment is defined to include only enterprises conducted from a recognizable place of business, provided that the annual sales were in excess of \$5,000 for a wholesale trade establishment and \$500 for establishments in other trades. A detailed analysis of coverage will be provided in future Census of Business publications.

"Number of establishments" is the number of separate business locations, rather than the number of business companies or organizations, since the Census figures represent information reported separately for each business location or establishment. The establishment count reflects the number of places in business at the end of 1948 excluding administrative and executive offices of multiunit organizations, and "chain store" warehouses.

Sales and receipts.—"1948 sales and receipts" represents sales of merchandise and receipts from repairs and other services to customers. The figures reflect deductions for returned goods and allowances, but not for trade-in allowance; they exclude sales and excise taxes collected from customers and paid directly to any taxing agency.

Proprietors.—"Active proprietors..." represents owners and partners of unincorporated businesses who devoted the major portion of their time to the business in November 1948.

Employment.—"Number of paid employees..." represents all employees on the pay roll for the pay period ending nearest November 15, 1948. "Full workweek" employees, whether regular or seasonal, are those who in the November 15 pay period were paid for working at least the number of hours typically worked in a week by employees of the reporting establishment.

1948 CENSUS OF BUSINESS

RETAIL, WHOLESALE, SERVICE TRADES

U. S. DEPARTMENT OF COMMERCE
BUREAU OF THE CENSUS

PRELIMINARY

For Release May 4, 1950

Release Series BC-1P-41-024

FAYETTE COUNTY, TENN.

Retail, wholesale, and service establishments located in Fayette County, Tennessee, showed a substantial expansion in dollar volume of trade from 1939 to 1948 according to preliminary figures from the 1948 Census of Business released today by the Bureau of the Census, U. S. Department of Commerce.

Retail sales in the county during 1948 aggregated \$7.6 million, an increase of 280 percent over the \$2.0 million in 1939, when the preceding Census of Business was taken. Wholesale sales in the county reached a total of \$2.6 million in 1948 as compared with \$0.7 million in 1939. The service trades included in the Census of Business recorded receipts totaling \$131,000 in 1948 compared with \$39,000 in 1939.

Employment in the county also rose over the 9-year period between 1939 and 1948 for the above trades. Establishments in these trades reported a combined total of 435 paid employees for the workweek ended nearest November 15, 1948. This compared with a total of 237 employees reported for the week of November 15, 1939.

These preliminary figures have been derived from a Census report on Fayette County, Tennessee. Final figures, superseding the preliminary data for Fayette County, will be included in a Bulletin for the State of Tennessee to be issued in several months. Similar data will be made available this year in preliminary and final form for each of the counties and States. A single copy of the preliminary release for Fayette County as well as an order blank for other area releases may be obtained by writing to the Bureau of the Census, Washington 25, D. C.

Table 1.—CENSUS OF BUSINESS PRELIMINARY RESULTS FOR 1948, BY TRADE GROUP
FAYETTE COUNTY, TENN.

Trade group and kind of business	Number of establishments	1948 sales and receipts (Thousand dollars)	Active proprietors of unincorporated businesses Nov. 1948	Paid employees, workweek ended nearest Nov. 15, 1948	
				Total employees ¹	Full workweek employees
RETAIL TRADE, total.....	209	7,556	208	394	302
Food group.....	91	2,045	89	56	40
Eating and drinking places.....	30	377	33	48	32
General merchandise grp, general stores.....	40	1,871	46	96	58
Apparel group.....	7	394	3	40	26
Automotive group.....	6	1,043	5	47	46
Gasoline service stations.....	19	463	17	24	23
Lumber-building-hardware group.....	7	857	6	61	59
All other retail stores.....	9	506	9	22	18
WHOLESALE TRADE.....	15	2,634	14	16	x
SELECTED SERVICE TRADES, ² /total.....	25	131	25	25	24
Personal services.....	16	109	16	24	23
All other service trades.....	9	22	9	1	1

x Not available.

¹/ Includes employees paid for less than the full workweek.

²/ See General Description on last page for changes from the 1939 Census of Business in the coverage of Service Trades.

GENERAL DESCRIPTION OF PRELIMINARY RELEASES FOR THE 1948 CENSUS OF BUSINESS

This series of releases, of which one is planned for each county in the United States, presents preliminary results of the 1948 Census of Business. The information is based on reports submitted by business establishments for that Census. The figures shown are preliminary, and are subject to revision in the final Census publications, but the changes are expected to be relatively minor with respect to coverage. The final Census figures will be issued in a series of Business Census bulletins which will show additional detailed kind-of-business information for all places where there are a sufficient number of establishments.

The 1948 Census of Business was taken under the provision of the Act of June 19, 1948, which provides that the Business Census be taken for 1948 and for each fifth year thereafter. Previous Business Censuses were taken for the years 1929, 1933, 1935, and 1939.

Scope of the Census.--The 1948 Census of Business covered all establishments in the following trades, as defined by the Standard Industrial Classification Manual, May 1949 issue, of the Executive Office of the President: all retail trades; all wholesale trades; all service trades in the following four groups--personal services, business services, automobile repairs and services, and miscellaneous repair services; hotels; tourist courts and camps; and amusements, including motion picture theaters. Some important services not covered are radio broadcasting and television, medical and health, legal, educational, nonprofit, accounting, and domestic services.

This coverage is similar to that of the 1939 Business Census. However, "custom trades" and "services incidental to transportation," which are no longer included in the standard classification of the service trades, are not covered by the 1948 Census. In a number of localities, these exclusions as well as other changes in the standard classification may have a considerable effect in comparing

1948 with 1939 data, particularly with respect to establishment count.

Establishment definition.--For Census purposes, a business establishment is defined to include only enterprises conducted from a recognizable place of business, provided that the annual sales were in excess of \$5,000 for a wholesale trade establishment and \$500 for establishments in other trades. A detailed analysis of coverage will be provided in future Census of Business publications.

"Number of establishments" is the number of separate business locations, rather than the number of business companies or organizations, since the Census figures represent information reported separately for each business location or establishment. The establishment count reflects the number of places in business at the end of 1948 excluding administrative and executive offices of multiunit organizations, and "chain store" warehouses.

Sales and receipts.--"1948 sales and receipts" represents sales of merchandise and receipts from repairs and other services to customers. The figures reflect deductions for returned goods and allowances, but not for trade-in allowances; they exclude sales and excise taxes collected from customers and paid directly to any taxing agency.

Proprietors.--"Active proprietors..." represents owners and partners of unincorporated businesses who devoted the major portion of their time to the business in November 1948.

Employment.--"Number of paid employees..." represents all employees on the pay roll for the pay period ending nearest November 15, 1948. "Full workweek" employees, whether regular or seasonal, are those who in the November 15 pay period were paid for working at least the number of hours typically worked in a week by employees of the reporting establishment.

1948 CENSUS OF BUSINESS

RETAIL, WHOLESALE, SERVICE TRADES

U. S. DEPARTMENT OF COMMERCE
BUREAU OF THE CENSUS

PRELIMINARY

For Release April 17, 1950

Release Series BC-1P-41-025

FENTRESS COUNTY, TENN.

Retail and service establishments located in Fentress County, Tennessee, showed a substantial expansion in dollar volume of trade from 1939 to 1948 according to preliminary figures from the 1948 Census of Business released today by the Bureau of the Census, U. S. Department of Commerce.

Retail sales in the county during 1948 aggregated \$3.9 million, an increase of 225 percent over the \$1.2 million in 1939, when the preceding Census of Business was taken. The service trades included in the Census of Business recorded receipts totaling \$81,000 in 1948 compared with \$11,000 in 1939.

Employment in the county also rose over the 9-year period between 1939 and 1948 for the above trades. Establishments in these trades reported a combined total of 167 paid employees for the workweek ended nearest November 15, 1948. This compared with a total of 87 employees reported for the week of November 15, 1939.

These preliminary figures have been derived from a Census report on Fentress County, Tennessee. Final figures, superseding the preliminary data for Fentress County, will be included in a Bulletin for the State of Tennessee to be issued in several months. Similar data will be made available this year in preliminary and final form for each of the counties and States. A single copy of the preliminary release for Fentress County as well as an order blank for other area releases may be obtained by writing to the Bureau of the Census, Washington 25, D. C.

Table 1.—CENSUS OF BUSINESS PRELIMINARY RESULTS FOR 1948, BY TRADE GROUP
FENTRESS COUNTY, TENN.

Trade group and kind of business	Number of establishments	1948 sales and receipts (Thousand dollars)	Active proprietors of unincorporated businesses Nov. 1948	Paid employees, workweek ended nearest Nov. 15, 1948	
				Total employees ¹	Full workweek employees
RETAIL TRADE, total.....	131	3,921	133	151	132
Food group.....	49	668	47	16	10
Eating and drinking places.....	8	122	8	19	16
Gasoline service stations.....	12	194	13	7	7
All other retail stores.....	62	2,937	65	109	99
SELECTED SERVICE TRADES ² /.....	17	81	16	16	13

¹/ Includes employees paid for less than the full workweek.

²/ See General Description on last page for changes from the 1939 Census of Business in the coverage of Service Trades.

GENERAL DESCRIPTION OF PRELIMINARY RELEASES FOR THE 1948 CENSUS OF BUSINESS

This series of releases, of which one is planned for each county in the United States, presents preliminary results of the 1948 Census of Business. The information is based on reports submitted by business establishments for that Census. The figures shown are preliminary, and are subject to revision in the final Census publications, but the changes are expected to be relatively minor with respect to coverage. The final Census figures will be issued in a series of Business Census bulletins which will show additional detailed kind-of-business information for all places where there are a sufficient number of establishments.

The 1948 Census of Business was taken under the provision of the Act of June 19, 1948, which provides that the Business Census be taken for 1948 and for each fifth year thereafter. Previous Business Censuses were taken for the years 1929, 1933, 1935, and 1939.

Scope of the Census.—The 1948 Census of Business covered all establishments in the following trades, as defined by the Standard Industrial Classification Manual, May 1949 issue, of the Executive Office of the President: all retail trades; all wholesale trades; all service trades in the following four groups—personal services, business services, automobile repairs and services, and miscellaneous repair services; hotels; tourist courts and camps; and amusements, including motion picture theaters. Some important services not covered are radio broadcasting and television, medical and health, legal, educational, nonprofit, accounting, and domestic services.

This coverage is similar to that of the 1939 Business Census. However, "custom trades" and "services incidental to transportation," which are no longer included in the standard classification of the service trades, are not covered by the 1948 Census. In a number of localities, these exclusions as well as other changes in the standard classification may have a considerable effect in comparing

1948 with 1939 data, particularly with respect to establishment count.

Establishment definition.—For Census purposes, a business establishment is defined to include only enterprises conducted from a recognizable place of business, provided that the annual sales were in excess of \$5,000 for a wholesale trade establishment and \$500 for establishments in other trades. A detailed analysis of coverage will be provided in future Census of Business publications.

"Number of establishments" is the number of separate business locations, rather than the number of business companies or organizations, since the Census figures represent information reported separately for each business location or establishment. The establishment count reflects the number of places in business at the end of 1948 excluding administrative and executive offices of multiunit organizations, and "chain store" warehouses.

Sales and receipts.—"1948 sales and receipts" represents sales of merchandise and receipts from repairs and other services to customers. The figures reflect deductions for returned goods and allowances, but not for trade-in allowances; they exclude sales and excise taxes collected from customers and paid directly to any taxing agency.

Proprietors.—"Active proprietors..." represents owners and partners of unincorporated businesses who devoted the major portion of their time to the business in November 1948.

Employment.—"Number of paid employees..." represents all employees on the pay roll for the pay period ending nearest November 15, 1948. "Full workweek" employees, whether regular or seasonal, are those who in the November 15 pay period were paid for working at least the number of hours typically worked in a week by employees of the reporting establishment.

1948 CENSUS OF BUSINESS

RETAIL, WHOLESALE, SERVICE TRADES

U. S. DEPARTMENT OF COMMERCE
BUREAU OF THE CENSUS

PRELIMINARY

For Release April 17, 1950

Release Series BC-1P-41-026

FRANKLIN COUNTY, TENN.

Retail, wholesale, and service establishment located in Franklin County, Tennessee, showed a substantial expansion in dollar volume of trade from 1939 to 1948 according to preliminary figures from the 1948 Census of Business released today by the Bureau of the Census, U. S. Department of Commerce.

Retail sales in the county during 1948 aggregated \$11.3 million, an increase of 277 percent over the \$3.0 million in 1939, when the preceding Census of Business was taken. Wholesale sales in the county reached a total of \$3.8 million in 1948 as compared with \$0.5 million in 1939. The service trades included in the Census of Business recorded receipts totaling \$438,000 in 1948 compared with \$144,000 in 1939.

Employment in the county also rose over the 9-year period between 1939 and 1948 for the above trades. Establishments in these trades reported a combined total of 781 paid employees for the workweek ended nearest November 15, 1948. This compared with a total of 431 employees reported for the week of November 15, 1939.

These preliminary figures have been derived from a Census report on Franklin County, Tennessee, which also includes data for the city of Winchester. Final figures, superseding the preliminary data for Franklin County, will be included in a Bulletin for the State of Tennessee to be issued in several months. Similar data will be made available this year in preliminary and final form for each of the counties and States. A single copy of the preliminary release for Franklin County as well as an order blank for other area releases may be obtained by writing to the Bureau of the Census, Washington 25, D. C.

Table 1.—CENSUS OF BUSINESS PRELIMINARY RESULTS FOR 1948, BY TRADE GROUP

FRANKLIN COUNTY, TENN.

Trade group and kind of business	Number of establishments	1948 sales and receipts (Thousand dollars)	Active proprietors of unincorporated businesses Nov. 1948	Paid employees, workweek ended nearest Nov. 15, 1948	
				Total employees ¹	Full workweek employees
RETAIL TRADE, total.....	251	11,294	255	638	493
Food group.....	87	2,439	83	95	69
Eating and drinking places.....	31	407	37	50	40
General merchandise grp, general stores.....	27	1,563	23	119	78
Apparel group.....	10	375	10	18	14
Furniture-home furnishings-appliance grp.....	15	868	16	50	34
Automotive group.....	13	2,180	11	101	94
Gasoline service stations.....	37	999	39	65	48
Lumber-building-hardware group.....	12	1,547	16	84	77
Drug and proprietary stores.....	7	332	9	18	12
All other retail stores.....	12	584	11	38	27
WHOLESALE TRADE.....	16	3,763	12	59	x
SELECTED SERVICE TRADES, ² /total.....	54	438	59	84	73
Personal services.....	40	392	45	78	68
All other service trades.....	14	46	14	6	5

x Not available.

¹/ Includes employees paid for less than the full workweek.

²/ See General Description on last page for changes from the 1939 Census of Business in the coverage of Service Trades.

Table 2.—CENSUS OF BUSINESS PRELIMINARY RESULTS FOR 1948 FOR CITIES OF 2,500 INHABITANTS OR MORE

FRANKLIN COUNTY, TENN.

(Data omitted for trade groups where necessary to avoid disclosure)

City and trade group ¹	Number of establishments	1948 sales and receipts (Thousand dollars)	Active proprietors of unincorporated businesses Nov. 1948	Paid employees, workweek ended nearest Nov. 15, 1948	
				Total employees ²	Full workweek employees
Winchester:					
Retail trade.....	99	7,163	98	434	341
Selected service trades....	27	214	29	40	33
Remainder of county:					
Retail trade.....	152	4,131	157	204	152
Selected service trades....	27	224	30	44	40

1/ See General Description on this page for changes from the 1939 Census of Business in the coverage of Service Trades.

2/ Includes employees paid for less than the full workweek.

GENERAL DESCRIPTION OF PRELIMINARY RELEASES FOR THE 1948 CENSUS OF BUSINESS

This series of releases, of which one is planned for each county in the United States, presents preliminary results of the 1948 Census of Business. The information is based on reports submitted by business establishments for that Census. The figures shown are preliminary, and are subject to revision in the final Census publications, but the changes are expected to be relatively minor with respect to coverage. The final Census figures will be issued in a series of Business Census bulletins which will show additional detailed kind-of-business information for all places where there are a sufficient number of establishments.

The 1948 Census of Business was taken under the provision of the Act of June 19, 1948, which provides that the Business Census be taken for 1948 and for each fifth year thereafter. Previous Business Censuses were taken for the years 1929, 1933, 1935, and 1939.

Scope of the Census.—The 1948 Census of Business covered all establishments in the following trades, as defined by the Standard Industrial Classification Manual, May 1949 issue, of the Executive Office of the President: all retail trades; all wholesale trades; all service trades in the following four groups—personal services, business services, automobile repairs and services, and miscellaneous repair services; hotels; tourist courts and camps; and amusements, including motion picture theaters. Some important services not covered are radio broadcasting and television, medical and health, legal, educational, nonprofit, accounting, and domestic services.

This coverage is similar to that of the 1939 Business Census. However, "custom trades" and "services incidental to transportation," which are no longer included in the standard classification of the service trades, are not covered by the 1948 Census. In a number of localities, these exclusions as well as other changes in the standard classification may have

a considerable effect in comparing 1948 with 1939 data, particularly with respect to establishment count.

Establishment definition.—For Census purposes, a business establishment is defined to include only enterprises conducted from a recognizable place of business, provided that the annual sales were in excess of \$5,000 for a wholesale trade establishment and \$500 for establishments in other trades. A detailed analysis of coverage will be provided in future Census of Business publications.

"Number of establishments" is the number of separate business locations, rather than the number of business companies or organizations, since the Census figures represent information reported separately for each business location or establishment. The establishment count reflects the number of places in business at the end of 1948 excluding administrative and executive offices of multiunit organizations, and "chain store" warehouses.

Sales and receipts.—"1948 sales and receipts" represents sales of merchandise and receipts from repairs and other services to customers. The figures reflect deductions for returned goods and allowances, but not for trade-in allowances; they exclude sales and excise taxes collected from customers and paid directly to any taxing agency.

Proprietors.—"Active proprietors..." represents owners and partners of unincorporated businesses who devoted the major portion of their time to the business in November 1948.

Employment.—"Number of paid employees..." represents all employees on the pay roll for the pay period ending nearest November 15, 1948. "Full workweek" employees, whether regular or seasonal, are those who in the November 15 pay period were paid for working at least the number of hours typically worked in a week by employees of the reporting establishment.

1948 CENSUS OF BUSINESS

RETAIL, WHOLESALE, SERVICE TRADES

U. S. DEPARTMENT OF COMMERCE
BUREAU OF THE CENSUS

PRELIMINARY

For Release May 15, 1950

Release Series BC-1P41-027

GIBSON COUNTY, TENN.

Retail, wholesale, and service establishments located in Gibson County, Tennessee, showed a substantial expansion in dollar volume of trade from 1939 to 1948 according to preliminary figures from the 1948 Census of Business released today by the Bureau of the Census, U. S. Department of Commerce.

Retail sales in the county during 1948 aggregated \$25.8 million, an increase of 323 percent over the \$6.1 million in 1939, when the preceding Census of Business was taken. Wholesale sales in the county reached a total of \$27.2 million in 1948 as compared with \$6.0 million in 1939. The service trades included in the Census of Business recorded receipts totaling \$1.1 million in 1948 compared with \$0.3 million in 1939.

Employment in the county also rose over the 9-year period between 1939 and 1948 for the above trades. Establishments in these trades reported a combined total of 2,008 paid employees for the workweek ended nearest November 15, 1948. This compared with a total of 948 employees reported for the week of November 15, 1939.

These preliminary figures have been derived from a Census report on Gibson County, Tennessee, which also includes data for the cities of Humboldt, Milan, and Trenton. Final figures, superseding the preliminary data for Gibson County, will be included in a Bulletin for the State of Tennessee to be issued in several months. Similar data will be made available this year in preliminary and final form for each of the counties and States. A single copy of the preliminary release for Gibson County as well as an order blank for other area releases may be obtained by writing to the Bureau of the Census, Washington 25, D. C.

Table 1.—CENSUS OF BUSINESS PRELIMINARY RESULTS FOR 1948, BY TRADE GROUP
GIBSON COUNTY, TENN

Trade group and kind of business	Number of establishments	1948 sales and receipts (Thousand dollars)	Active proprietors of unincorporated businesses Nov. 1948	Paid employees, workweek ended nearest Nov. 15, 1948	
				Total employees ¹	Full workweek employees
RETAIL TRADE, total.....	601	25,773	646	1,430	1,091
Food group.....	181	5,591	196	173	111
Eating and drinking places.....	98	1,220	106	220	171
General merchandise grp, general stores	60	2,895	51	247	143
Apparel group.....	30	1,145	29	75	51
Furniture-home furnishings-appliance grp	35	1,722	39	84	80
Automotive group.....	34	5,059	46	154	146
Gasoline service stations.....	56	1,539	66	99	80
Lumber-building-hardware group.....	47	3,723	49	201	168
Drug and proprietary stores.....	20	884	23	71	53
All other retail stores.....	40	1,645	41	106	88
WHOLESALE TRADE, total.....	75	27,157	43	334	x
Merchant wholesalers.....	21	4,898	15	102	x
Petroleum bulk plants, terminals.....	11	3,328	7	45	x
Assemblers of farm products.....	43	18,931	21	187	x
SELECTED SERVICE TRADES, 2/total.....	146	1,064	161	244	215
Personal services.....	97	797	104	221	194
All other service trades.....	49	267	57	23	21

x Not available

1/ Includes employees paid for less than the full workweek.

2/ See General Description on last page for changes from the 1939 Census of Business in the coverage of Service Trades.

Table 2.—CENSUS OF BUSINESS PRELIMINARY RESULTS FOR 1948 FOR CITIES OF 2,500 INHABITANTS OR MORE

GIBSON COUNTY, TENN.

(Data omitted for trade groups where necessary to avoid disclosure)

City and trade group ¹	Number of establishments	1948 sales and receipts (Thousand dollars)	Active proprietors of unincorporated businesses Nov. 1948	Paid employees, workweek ended nearest Nov. 15, 1948	
				Total employees ²	Full workweek employees
Humboldt:					
Retail trade.....	144	6,965	159	482	347
Wholesale trade.....	12	3,458	12	31	x
Selected service Trades...	35	358	39	96	80
Milan:					
Retail trade.....	112	5,648	122	384	305
Selected service trades...	27	202	31	38	36
Trenton:					
Retail trade.....	101	5,713	109	285	222
Selected service trades...	35	243	38	67	63
Remainder of county: ^{3/}					
Retail trade.....	244	7,447	256	279	217
Wholesale trade.....	63	23,699	31	303	x
Selected service Trades...	49	261	53	43	36

x Not available.

1/ See General Description on this page for changes from the 1939 Census of Business in the coverage of Service Trades.

2/ Includes employees paid for less than the full workweek.

3/ Includes figures for establishments, other than wholesale, not located in cities of 2,500 inhabitants or more, and wholesale establishments not located in cities of 5,000 inhabitants or more.

GENERAL DESCRIPTION OF PRELIMINARY RELEASES FOR THE 1948 CENSUS OF BUSINESS

This series of releases, of which one is planned for each county in the United States, presents preliminary results of the 1948 Census of Business. The information is based on reports submitted by business establishments for that Census. The figures shown are preliminary, and are subject to revision in the final Census publications, but the changes are expected to be relatively minor with respect to coverage. The final Census figures will be issued in a series of Business Census bulletins which will show additional detailed kind-of-business information for all places where there are a sufficient number of establishments.

The 1948 Census of Business was taken under the provision of the Act of June 19, 1948, which provides that the Business Census be taken for 1948 and for each fifth year thereafter. Previous Business Censuses were taken for the years 1929, 1933, 1935, and 1939.

Scope of the Census.—The 1948 Census of Business covered all establishments in the following trades, as defined by the Standard Industrial Classification Manual, May 1949 issue, of the Executive Office of the President: all retail trades; all wholesale trades; all service trades in the following four groups—personal services, business services, automobile repairs and services, and miscellaneous repair services; hotels; tourist courts and camps; and amusements, including motion picture theaters. Some important services not covered are radio broadcasting and television, medical and health, legal, educational, nonprofit, accounting, and domestic services.

This coverage is similar to that of the 1939 Business Census. However, "custom trades" and "services incidental to transportation," which are no longer included in the standard classification of the service trades, are not covered by the 1948 Census. In a number of localities, these exclusions as well as

other changes in the standard classification may have a considerable effect in comparing 1948 with 1939 data, particularly with respect to establishment count.

Establishment definition.—For Census purposes, a business establishment is defined to include only enterprises conducted from a recognizable place of business, provided that the annual sales were in excess of \$5,000 for a wholesale trade establishment and \$500 for establishments in other trades. A detailed analysis of coverage will be provided in future Censuses of Business publications.

"Number of establishments" is the number of separate business locations, rather than the number of business companies or organizations, since the Census figures represent information reported separately for each business location or establishment. The establishment count reflects the number of places in business at the end of 1948 excluding administrative and executive offices of multiunit organizations, and "chain store" warehouses.

Sales and receipts.—"1948 sales and receipts" represents sales of merchandise and receipts from repairs and other services to customers. The figures reflect deductions for returned goods and allowances, but not for trade-in allowances; they exclude sales and excise taxes collected from customers and paid directly to any taxing agency.

Proprietors.—"Active proprietors..." represents owners and partners of unincorporated businesses who devoted the major portion of their time to the business in November 1948.

Employment.—"Number of paid employees..." represents all employees on the pay roll for the pay period ending nearest November 15, 1948. "Full workweek" employees, whether regular or seasonal, are those who in the November 15 pay period were paid for working at least the number of hours typically worked in a week by employees of the reporting establishment.

1948 CENSUS OF BUSINESS

U. S. DEPARTMENT OF COMMERCE
BUREAU OF THE CENSUS

RETAIL, WHOLESALE, SERVICE TRADES

PRELIMINARY

For Release May 8, 1950

Release Series BC-1P-41-028

GILES COUNTY, TENN.

Retail, wholesale, and service establishments located in Giles County, Tennessee, showed a substantial expansion in dollar volume of trade from 1939 to 1948 according to preliminary figures from the 1948 Census of Business released today by the Bureau of the Census, U. S. Department of Commerce.

Retail sales in the county during 1948 aggregated \$13.0 million, an increase of 225 percent over the \$4.0 million in 1939, when the preceding Census of Business was taken. Wholesale sales in the county reached a total of \$12.0 million in 1948 as compared with \$2.6 million in 1939. The service trades included in the Census of Business recorded receipts totaling \$813,000 in 1948 compared with \$234,000 in 1939.

Employment in the county also rose over the 9-year period between 1939 and 1948 for the above trades. Establishments in these trades reported a combined total of 940 paid employees for the workweek ended nearest November 15, 1948. This compared with a total of 564 employees reported for the week of November 15, 1939.

These preliminary figures have been derived from a Census report on Giles County, Tennessee, which also includes data for the city of Pulaski. Final figures, superseding the preliminary data for Giles County, will be included in a Bulletin for the State of Tennessee to be issued in several months. Similar data will be made available this year in preliminary and final form for each of the counties and States. A single copy of the preliminary release for Giles County as well as an order blank for other area releases may be obtained by writing to the Bureau of the Census, Washington 25, D. C.

Table 1.—CENSUS OF BUSINESS PRELIMINARY RESULTS FOR 1948, BY TRADE GROUP

GILES COUNTY, TENN.

Trade group and kind of business	Number of establishments	1948 sales and receipts (Thousand dollars)	Active proprietors of unincorporated businesses Nov. 1948	Paid employees, workweek ended nearest Nov. 15, 1948	
				Total employees ¹	Full workweek employees
RETAIL TRADE, total.....	296	12,999	310	630	506
Food group.....	91	2,657	98	82	63
Eating and drinking places.....	46	698	45	95	69
General merchandise grp, general stores.	40	1,574	37	119	71
Apparel group.....	17	839	20	34	27
Furniture-home furnishgs-appliance grp.	13	759	12	36	33
Automotive group.....	12	3,104	17	95	94
Gasoline service stations.....	33	934	35	42	33
Lumber-building-hardware group.....	15	1,375	16	74	71
Drug and proprietary stores.....	6	356	9	20	15
All other retail stores.....	23	703	21	33	30
WHOLESALE TRADE, total.....	29	12,030	33	178	x
Merchant wholesalers.....	15	4,501	18	80	x
Other types of wholesale.....	14	7,529	15	98	x
SELECTED SERVICE TRADES, ² /total.....	72	813	76	132	125
Personal services.....	38	472	41	101	96
All other service trades.....	34	341	35	31	29

x Not available.

1/ Includes employees paid for less than the full workweek.

2/ See General Description on last page for changes from the 1939 Census of Business in the coverage of Service Trades.

Table 2.—CENSUS OF BUSINESS PRELIMINARY RESULTS FOR 1948 FOR CITIES OF 2,500 INHABITANTS OR MORE

GILES COUNTY, TENN.

(Data omitted for trade groups where necessary to avoid disclosure)

City and trade group ¹	Number of establishments	1948 sales and receipts (Thousand dollars)	Active proprietors of unincorporated businesses Nov. 1948	Paid employees, workweek ended nearest Nov. 15, 1948	
				Total employees ²	Full workweek employees
Pulaski:					
Retail trade.....	157	10,267	166	537	452
Wholesale trade.....	23	11,046	26	137	x
Selected service trades...	48	662	50	113	109
Remainder of county:					
Retail trade.....	139	2,732	144	93	54
Wholesale trade.....	6	984	7	41	x
Selected service trades...	24	151	26	19	16

x Not available.

1/ See General Description on this page for changes from the 1939 Census of Business in the coverage of Service Trades.

2/ Includes employees paid for less than the full workweek.

GENERAL DESCRIPTION OF PRELIMINARY RELEASES FOR THE 1948 CENSUS OF BUSINESS

This series of releases, of which one is planned for each county in the United States, presents preliminary results of the 1948 Census of Business. The information is based on reports submitted by business establishments for that Census. The figures shown are preliminary, and are subject to revision in the final Census publications, but the changes are expected to be relatively minor with respect to coverage. The final Census figures will be issued in a series of Business Census bulletins which will show additional detailed kind-of-business information for all places where there are a sufficient number of establishments.

The 1948 Census of Business was taken under the provision of the Act of June 19, 1948, which provides that the Business Census be taken for 1948 and for each fifth year thereafter. Previous Business Censuses were taken for the years 1929, 1933, 1935, and 1939.

Scope of the Census.—The 1948 Census of Business covered all establishments in the following trades, as defined by the Standard Industrial Classification Manual, May 1949 issue, of the Executive Office of the President: all retail trades; all wholesale trades; all service trades in the following four groups—personal services, business services, automobile repairs and services, and miscellaneous repair services; hotels; tourist courts and camps; and amusements, including motion picture theaters. Some important services not covered are radio broadcasting and television, medical and health, legal, educational, nonprofit, accounting, and domestic services.

This coverage is similar to that of the 1939 Business Census. However, "custom trades" and "services incidental to transportation," which are no longer included in the standard classification of the service trades, are not covered by the 1948 Census. In a number of localities, these exclusions as well as

other changes in the standard classification may have a considerable effect in comparing 1948 with 1939 data, particularly with respect to establishment count.

Establishment definition.—For Census purposes, a business establishment is defined to include only enterprises conducted from a recognizable place of business, provided that the annual sales were in excess of \$5,000 for a wholesale trade establishment and \$500 for establishments in other trades. A detailed analysis of coverage will be provided in future Censuses of Business publications.

"Number of establishments" is the number of separate business locations, rather than the number of business companies or organizations, since the Census figures represent information reported separately for each business location or establishment. The establishment count reflects the number of places in business at the end of 1948 excluding administrative and executive offices of multiunit organizations, and "chain store" warehouses.

Sales and receipts.—"1948 sales and receipts" represents sales of merchandise and receipts from repairs and other services to customers. The figures reflect deductions for returned goods and allowances, but not for trade-in allowances; they exclude sales and excise taxes collected from customers and paid directly to any taxing agency.

Proprietors.—"Active proprietors..." represents owners and partners of unincorporated businesses who devoted the major portion of their time to the business in November 1948.

Employment.—"Number of paid employees..." represents all employees on the pay roll for the pay period ending nearest November 15, 1948. "Full workweek" employees, whether regular or seasonal, are those who in the November 15 pay period were paid for working at least the number of hours typically worked in a week by employees of the reporting establishment.

1948 CENSUS OF BUSINESS

RETAIL, WHOLESALE, SERVICE TRADES

U. S. DEPARTMENT OF COMMERCE
BUREAU OF THE CENSUS

PRELIMINARY

For Release April 12, 1950

Release Series BC-1P-41-029

GRAINGER COUNTY, TENN.

Retail establishments located in Grainger County, Tennessee, showed a substantial expansion in dollar volume of trade from 1939 to 1948 according to preliminary figures from the 1948 Census of Business released today by the Bureau of the Census, U. S. Department of Commerce.

Retail sales in the county during 1948 aggregated \$2.1 million, an increase of 133 percent over the \$0.9 million in 1939, when the preceding Census of Business was taken.

Employment in the county also rose over the 9-year period between 1939 and 1948 for the above trade. Retail establishments reported a total of 88 paid employees for the workweek ended nearest November 15, 1948. This compared with a total of 49 employees reported for the week of November 15, 1939.

These preliminary figures have been derived from a Census report on Grainger County, Tennessee. Final figures, superseding the preliminary data for Grainger County, will be included in a Bulletin for the State of Tennessee to be issued in several months. Similar data will be made available this year in preliminary and final form for each of the counties and States. A single copy of the preliminary release for Grainger County as well as an order blank for other area releases may be obtained by writing to the Bureau of the Census, Washington 25, D. C.

Table 1.—CENSUS OF BUSINESS PRELIMINARY RESULTS FOR 1948, BY TRADE GROUP
GRAINGER COUNTY, TENN.

Trade group and kind of business	Number of establishments	1948 sales and receipts (Thousand dollars)	Active proprietors of unincorporated businesses Nov. 1948	Paid employees, workweek ended nearest Nov. 15, 1948	
				Total employees ¹	Full workweek employees
RETAIL TRADE, total.....	95	2,102	88	88	68
Food group.....	39	427	33	9	7
Eating and drinking places.....	9	147	10	19	13
Gasoline service stations.....	9	263	6	9	8
All other retail stores.....	38	1,265	39	51	40

¹/ Includes employees paid for less than the full workweek.

GENERAL DESCRIPTION OF PRELIMINARY RELEASES FOR THE 1948 CENSUS OF BUSINESS

This series of releases, of which one is planned for each county in the United States, presents preliminary results of the 1948 Census of Business. The information is based on reports submitted by business establishments for that Census. The figures shown are preliminary, and are subject to revision in the final Census publications, but the changes are expected to be relatively minor with respect to coverage. The final Census figures will be issued in a series of Business Census bulletins which will show additional detailed kind-of-business information for all places where there are a sufficient number of establishments.

The 1948 Census of Business was taken under the provision of the Act of June 19, 1948, which provides that the Business Census be taken for 1948 and for each fifth year thereafter. Previous Business Censuses were taken for the years 1929, 1933, 1935, and 1939.

Scope of the Census.—The 1948 Census of Business covered all establishments in the following trades, as defined by the Standard Industrial Classification Manual, May 1949 issue, of the Executive Office of the President: all retail trades; all wholesale trades; all service trades in the following four groups—personal services, business services, automobile repairs and services, and miscellaneous repair services; hotels; tourist courts and camps; and amusements, including motion picture theaters. Some important services not covered are radio broadcasting and television, medical and health, legal, educational, nonprofit, accounting, and domestic services.

This coverage is similar to that of the 1939 Business Census. However, "custom trades" and "services incidental to transportation," which are no longer included in the standard classification of the service trades, are not covered by the 1948 Census. In a number of localities, these exclusions as well as other changes in the standard classification may have a considerable effect in comparing

1948 with 1939 data, particularly with respect to establishment count.

Establishment definition.—For Census purposes, a business establishment is defined to include only enterprises conducted from a recognizable place of business, provided that the annual sales were in excess of \$5,000 for a wholesale trade establishment and \$500 for establishments in other trades. A detailed analysis of coverage will be provided in future Census of Business publications.

"Number of establishments" is the number of separate business locations, rather than the number of business companies or organizations, since the Census figures represent information reported separately for each business location or establishment. The establishment count reflects the number of places in business at the end of 1948 excluding administrative and executive offices of multiunit organizations, and "chain store" warehouses.

Sales and receipts.—"1948 sales and receipts" represents sales of merchandise and receipts from repairs and other services to customers. The figures reflect deductions for returned goods and allowances, but not for trade-in allowances; they exclude sales and excise taxes collected from customers and paid directly to any taxing agency.

Proprietors.—"Active proprietors..." represents owners and partners of unincorporated businesses who devoted the major portion of their time to the business in November 1948.

Employment.—"Number of paid employees..." represents all employees on the pay roll for the pay period ending nearest November 15, 1948. "Full workweek" employees, whether regular or seasonal, are those who in the November 15 pay period were paid for working at least the number of hours typically worked in a week by employees of the reporting establishment.

1948 CENSUS OF BUSINESS

RETAIL, WHOLESALE, SERVICE TRADES

U. S. DEPARTMENT OF COMMERCE
BUREAU OF THE CENSUS

PRELIMINARY

For Release April 27, 1950

Release Series BC-1P-41-030

GREENE COUNTY, TENN.

Retail, wholesale, and service establishments located in Greene County, Tennessee, showed a substantial expansion in dollar volume of trade from 1939 to 1948 according to preliminary figures from the 1948 Census of Business released today by the Bureau of the Census, U. S. Department of Commerce.

Retail sales in the county during 1948 aggregated \$19.5 million, an increase of 268 percent over the \$5.3 million in 1939, when the preceding Census of Business was taken. Wholesale sales in the county reached a total of \$23.3 million in 1948 as compared with \$7.5 million in 1939. The service trades included in the Census of Business recorded receipts totaling \$987,000 in 1948 compared with \$192,000 in 1939.

Employment in the county also rose over the 9-year period between 1939 and 1948 for the above trades. Establishments in these trades reported a combined total of 1,409 paid employees for the workweek ended nearest November 15, 1948. This compared with a total of 1,213 employees reported for the week of November 15, 1939.

These preliminary figures have been derived from a Census report on Greene County, Tennessee, which also includes data for the city of Greeneville. Final figures, superseding the preliminary data for Greene County, will be included in a Bulletin for the State of Tennessee to be issued in several months. Similar data will be made available this year in preliminary and final form for each of the counties and States. A single copy of the preliminary release for Greene County as well as an order blank for other area releases may be obtained by writing to the Bureau of the Census, Washington 25, D. C.

Table 1.—CENSUS OF BUSINESS PRELIMINARY RESULTS FOR 1948, BY TRADE GROUP

GREENE COUNTY, TENN.

Trade group and kind of business	Number of establishments	1948 sales and receipts (Thousand dollars)	Active proprietors of unincorporated businesses Nov. 1948	Paid employees, workweek ended nearest Nov. 15, 1948	
				Total employees ¹	Full workweek employees
RETAIL TRADE, total.....	343	19,535	353	954	764
Food group.....	144	4,116	150	133	92
Eating and drinking places.....	30	708	30	90	74
General merchandise grp, general stores.....	41	2,500	38	194	121
Apparel group.....	12	1,094	9	69	49
Furniture-home furnishings-appliance grp.....	12	1,726	17	66	62
Automotive group.....	22	3,898	23	145	142
Gasoline service stations.....	35	1,401	38	65	51
Lumber-building-hardware group.....	17	2,054	19	94	83
Drug and proprietary stores.....	6	469	10	22	20
All other retail stores.....	24	1,569	19	76	70
WHOLESALE TRADE, total.....	27	23,342	18	275	x
Agents, brokers (merchandise).....	9	12,792	10	126	x
Other types of wholesale.....	18	10,550	8	149	x
SELECTED SERVICE TRADES, ² /total.....	84	987	90	180	176
Personal services.....	43	635	49	148	145
All other service trades.....	41	352	41	32	31

x Not available.

1/ Includes employees paid for less than the full workweek.

2/ See General Description on last page for changes from the 1939 Census of Business in the coverage of Service Trades.

Table 2.—CENSUS OF BUSINESS PRELIMINARY RESULTS FOR 1948 FOR CITIES OF 2,500 INHABITANTS OR MORE

GREENE COUNTY, TENN.

(Data omitted for trade groups where necessary to avoid disclosure)

City and trade group ¹	Number of establishments	1948 sales and receipts (Thousand dollars)	Active proprietors of unincorporated businesses Nov. 1948	Paid employees, workweek ended nearest Nov. 15, 1948	
				Total employees ²	Full workweek employees
Greeneville:					
Retail trade.....	175	16,214	174	900	722
Selected service trades...	63	881	66	173	170
Remainder of county:					
Retail trade.....	168	3,321	179	54	42
Selected service trades...	21	106	24	7	6

¹/ See General Description on this page for changes from the 1939 Census of Business in the coverage of Service Trades.

²/ Includes employees paid for less than the full workweek.

GENERAL DESCRIPTION OF PRELIMINARY RELEASES FOR THE 1948 CENSUS OF BUSINESS

This series of releases, of which one is planned for each county in the United States, presents preliminary results of the 1948 Census of Business. The information is based on reports submitted by business establishments for that Census. The figures shown are preliminary, and are subject to revision in the final Census publications, but the changes are expected to be relatively minor with respect to coverage. The final Census figures will be issued in a series of Business Census bulletins which will show additional detailed kind-of-business information for all places where there are a sufficient number of establishments.

The 1948 Census of Business was taken under the provision of the Act of June 19, 1948, which provides that the Business Census be taken for 1948 and for each fifth year thereafter. Previous Business Censuses were taken for the years 1929, 1933, 1935, and 1939.

Scope of the Census.—The 1948 Census of Business covered all establishments in the following trades, as defined by the Standard Industrial Classification Manual, May 1949 issue, of the Executive Office of the President: all retail trades; all wholesale trades; all service trades in the following four groups—personal services, business services, automobile repairs and services, and miscellaneous repair services; hotels; tourist courts and camps; and amusements, including motion picture theaters. Some important services not covered are radio broadcasting and television, medical and health, legal, educational, nonprofit, accounting, and domestic services.

This coverage is similar to that of the 1939 Business Census. However, "custom trades" and "services incidental to transportation," which are no longer included in the standard classification of the service trades, are not covered by the 1948 Census. In a number of localities, these exclusions as well as other changes in the standard classification may have

considerable effect in comparing 1948 with 1939 data, particularly with respect to establishment count.

Establishment definition.—For Census purposes, a business establishment is defined to include only enterprises conducted from a recognizable place of business, provided that the annual sales were in excess of \$5,000 for a wholesale trade establishment and \$500 for establishments in other trades. A detailed analysis of coverage will be provided in future Census of Business publications.

"Number of establishments" is the number of separate business locations, rather than the number of business companies or organizations, since the Census figures represent information reported separately for each business location or establishment. The establishment count reflects the number of places in business at the end of 1948 excluding administrative and executive offices of multiunit organizations, and "chain store" warehouses.

Sales and receipts.—"1948 sales and receipts" represents sales of merchandise and receipts from repairs and other services to customers. The figures reflect deductions for returned goods and allowances, but not for trade-in allowances; they exclude sales and excise taxes collected from customers and paid directly to any taxing agency.

Proprietors.—"Active proprietors..." represents owners and partners of unincorporated businesses who devoted the major portion of their time to the business in November 1948.

Employment.—"Number of paid employees..." represents all employees on the pay roll for the pay period ending nearest November 15, 1948. "Full workweek" employees, whether regular or seasonal, are those who in the November 15 pay period were paid for working at least the number of hours typically worked in a week by employees of the reporting establishment.

1948 CENSUS OF BUSINESS

RETAIL, WHOLESALE, SERVICE TRADES

U. S. DEPARTMENT OF COMMERCE
BUREAU OF THE CENSUS

PRELIMINARY

For Release April 19, 1950

Release Series BC-1P-41-031

GRUNDY COUNTY, TENN.

Retail and service establishments located in Grundy County, Tennessee, showed a substantial expansion in dollar volume of trade from 1939 to 1948 according to preliminary figures from the 1948 Census of Business released today by the Bureau of the Census, U. S. Department of Commerce.

Retail sales in the county during 1948 aggregated \$3.1 million, an increase of 288 percent over the \$0.8 million in 1939, when the preceding Census of Business was taken. The service trades included in the Census of Business recorded receipts totaling \$128,000 in 1948 compared with \$17,000 in 1939.

Employment in the county also rose over the 9-year period between 1939 and 1948 for the above trades. Establishments in these trades reported a combined total of 152 paid employees for the workweek ended nearest November 15, 1948. This compared with a total of 77 employees reported for the week of November 15, 1939.

These preliminary figures have been derived from a Census report on Grundy County, Tennessee. Final figures, superseding the preliminary data for Grundy County, will be included in a Bulletin for the State of Tennessee to be issued in several months. Similar data will be made available this year in preliminary and final form for each of the counties and States. A single copy of the preliminary release for Grundy County as well as an order blank for other area releases may be obtained by writing to the Bureau of the Census, Washington 25, D. C.

Table 1.—CENSUS OF BUSINESS PRELIMINARY RESULTS FOR 1948, BY TRADE GROUP

GRUNDY COUNTY, TENN.

Trade group and kind of business	Number of establishments	1948 sales and receipts (Thousand dollars)	Active proprietors of unincorporated businesses Nov. 1948	Paid employees, workweek ended nearest Nov. 15, 1948	
				Total employees ¹	Full workweek employees
RETAIL TRADE, total.....	140	3,094	139	137	108
Food group.....	69	1,010	70	28	25
Eating and drinking places.....	24	132	24	14	9
Gasoline service stations.....	15	420	16	16	11
All other retail stores.....	32	1,532	29	79	63
SELECTED SERVICE TRADES, ^{2/} total.....	19	128	22	15	14
Personal services.....	11	50	13	8	7
All other service trades.....	8	78	9	7	7

^{1/} Includes employees paid for less than the full workweek.

^{2/} See General Description on last page for changes from the 1939 Census of Business in the coverage of Service Trades.

GENERAL DESCRIPTION OF PRELIMINARY RELEASES FOR THE 1948 CENSUS OF BUSINESS

This series of releases, of which one is planned for each county in the United States, presents preliminary results of the 1948 Census of Business. The information is based on reports submitted by business establishments for that Census. The figures shown are preliminary, and are subject to revision in the final Census publications, but the changes are expected to be relatively minor with respect to coverage. The final Census figures will be issued in a series of Business Census bulletins which will show additional detailed kind-of-business information for all places where there are a sufficient number of establishments.

The 1948 Census of Business was taken under the provision of the Act of June 19, 1948, which provides that the Business Census be taken for 1948 and for each fifth year thereafter. Previous Business Censuses were taken for the years 1929, 1933, 1935, and 1939.

Scope of the Census.—The 1948 Census of Business covered all establishments in the following trades, as defined by the Standard Industrial Classification Manual, May 1949 issue, of the Executive Office of the President: all retail trades; all wholesale trades; all service trades in the following four groups—personal services, business services, automobile repairs and services, and miscellaneous repair services; hotels; tourist courts and camps; and amusements, including motion picture theaters. Some important services not covered are radio broadcasting and television, medical and health, legal, educational, nonprofit, accounting, and domestic services.

This coverage is similar to that of the 1939 Business Census. However, "custom trades" and "services incidental to transportation," which are no longer included in the standard classification of the service trades, are not covered by the 1948 Census. In a number of localities, these exclusions as well as other changes in the standard classification may have a considerable effect in comparing

1948 with 1939 data, particularly with respect to establishment count.

Establishment definition.—For Census purposes, a business establishment is defined to include only enterprises conducted from a recognizable place of business, provided that the annual sales were in excess of \$5,000 for a wholesale trade establishment and \$500 for establishments in other trades. A detailed analysis of coverage will be provided in future Census of Business publications.

"Number of establishments" is the number of separate business locations, rather than the number of business companies or organizations, since the Census figures represent information reported separately for each business location or establishment. The establishment count reflects the number of places in business at the end of 1948 excluding administrative and executive offices of multiunit organizations, and "chain store" warehouses.

Sales and receipts.—"1948 sales and receipts" represents sales of merchandise and receipts from repairs and other services to customers. The figures reflect deductions for returned goods and allowances, but not for trade-in allowances; they exclude sales and excise taxes collected from customers and paid directly to any taxing agency.

Proprietors.—"Active proprietors..." represents owners and partners of unincorporated businesses who devoted the major portion of their time to the business in November 1948.

Employment.—"Number of paid employees..." represents all employees on the pay roll for the pay period ending nearest November 15, 1948. "Full workweek" employees, whether regular or seasonal, are those who in the November 15 pay period were paid for working at least the number of hours typically worked in a week by employees of the reporting establishment.

1948 CENSUS OF BUSINESS

RETAIL, WHOLESALE, SERVICE TRADES

U. S. DEPARTMENT OF COMMERCE
BUREAU OF THE CENSUS

PRELIMINARY

For Release April 12, 1950

Release Series BC-1P-41-032

HAMBLLEN COUNTY, TENN.

Retail, wholesale, and service establishments located in Hamblen County, Tennessee, showed a substantial expansion in dollar volume of trade from 1939 to 1948 according to preliminary figures from the 1948 Census of Business released today by the Bureau of the Census, U. S. Department of Commerce.

Retail sales in the county during 1948 aggregated \$17.2 million, an increase of 341 percent over the \$3.9 million in 1939, when the preceding Census of Business was taken. Wholesale sales in the county reached a total of \$16.8 million in 1948 as compared with \$4.1 million in 1939. The service trades included in the Census of Business recorded receipts totaling \$747,000 in 1948 compared with \$127,000 in 1939.

Employment in the county also rose over the 9-year period between 1939 and 1948 for the above trades. Establishments in these trades reported a combined total of 1,302 paid employees for the workweek ended nearest November 15, 1948. This compared with a total of 725 employees reported for the week of November 15, 1939.

These preliminary figures have been derived from a Census report on Hamblen County, Tennessee, which also includes data for the city of Morristown. Final figures, superseding the preliminary data for Hamblen County, will be included in a Bulletin for the State of Tennessee to be issued in several months. Similar data will be made available this year in preliminary and final form for each of the counties and States. A single copy of the preliminary release for Hamblen County as well as an order blank for other area releases may be obtained by writing to the Bureau of the Census, Washington 25, D. C.

Table 1.—CENSUS OF BUSINESS PRELIMINARY RESULTS FOR 1948, BY TRADE GROUP

HAMBLLEN COUNTY, TENN.

Trade group and kind of business	Number of establishments	1948 sales and receipts (Thousand dollars)	Active proprietors of unincorporated businesses Nov. 1948	Paid employees, workweek ended nearest Nov. 15, 1948	
				Total employees ¹	Full workweek employees
RETAIL TRADE, total.....	274	17,249	259	864	684
Food group.....	111	3,797	108	130	97
Eating and drinking places.....	26	592	27	79	62
General merchandise grp, general stores.....	17	1,855	13	177	109
Apparel group.....	10	1,032	10	53	41
Furniture-home furnishgs-appliance grp.....	15	841	17	38	30
Automotive group.....	19	4,496	22	141	116
Gasoline service stations.....	32	1,172	38	57	52
Lumber-building-hardware group.....	11	1,717	4	85	81
All other retail stores.....	33	1,747	30	104	96
WHOLESALE TRADE, total.....	32	16,829	28	290	x
Merchant wholesalers.....	17	8,324	15	232	x
Other types of wholesalers.....	15	8,505	13	58	x
SELECTED SERVICE TRADES, ² /total.....	61	747	63	148	134
Personal services.....	40	532	40	129	116
All other service trades.....	21	215	23	19	18
TOURIST COURTS AND CAMPS.....	5	27	4	4	2
AMUSEMENTS.....	13	326	10	31	x

x Not available.

¹/ Includes employees paid for less than the full workweek.

²/ See General Description on last page for changes from the 1939 Census of Business in the coverage of Service Trades.

Table 2.—CENSUS OF BUSINESS PRELIMINARY RESULTS FOR 1948 FOR CITIES OF 2,500 INHABITANTS OR MORE

HAMBLETON COUNTY, TENN.

(Data omitted for trade groups where necessary to avoid disclosure)

City and trade group	Number of establishments	1948 sales and receipts (Thousand dollars)	Active proprietors of unincorporated businesses Nov. 1948	Paid employees, workweek ended nearest Nov. 15, 1948	
				Total employees ¹	Full workweek employees
Morristown:					
Retail trade.....	223	16,389	214	845	670
Remainder of county:					
(Retail trade.....)	51	860	55	19	14

¹/ Includes employees paid for less than the full workweek.

GENERAL DESCRIPTION OF PRELIMINARY RELEASES FOR THE 1948 CENSUS OF BUSINESS

This series of releases, of which one is planned for each county in the United States, presents preliminary results of the 1948 Census of Business. The information is based on reports submitted by business establishments for that Census. The figures shown are preliminary, and are subject to revision in the final Census publications, but the changes are expected to be relatively minor with respect to coverage. The final Census figures will be issued in a series of Business Census bulletins which will show additional detailed kind-of-business information for all places where there are a sufficient number of establishments.

The 1948 Census of Business was taken under the provision of the Act of June 19, 1948, which provides that the Business Census be taken for 1948 and for each fifth year thereafter. Previous Business Censuses were taken for the years 1929, 1933, 1935, and 1939.

Scope of the Census.—The 1948 Census of Business covered all establishments in the following trades, as defined by the Standard Industrial Classification Manual, May 1949 issue, of the Executive Office of the President: all retail trades; all wholesale trades; all service trades in the following four groups—personal services, business services, automobile repairs and services, and miscellaneous repair services; hotels; tourist courts and camps; and amusements, including motion picture theaters. Some important services not covered are radio broadcasting and television, medical and health, legal, educational, nonprofit, accounting, and domestic services.

This coverage is similar to that of the 1939 Business Census. However, "custom trades" and "services incidental to transportation," which are no longer included in the standard classification of the service trades, are not covered by the 1948 Census. In a number of localities, these exclusions as well as

other changes in the standard classification may have a considerable effect in comparing 1948 with 1939 data, particularly with respect to establishment count.

Establishment definition.—For Census purposes, a business establishment is defined to include only enterprises conducted from a recognizable place of business, provided that the annual sales were in excess of \$5,000 for a wholesale trade establishment and \$500 for establishments in other trades. A detailed analysis of coverage will be provided in future Census of Business publications.

"Number of establishments" is the number of separate business locations, rather than the number of business companies or organizations, since the Census figures represent information reported separately for each business location or establishment. The establishment count reflects the number of places in business at the end of 1948 excluding administrative and executive offices of multiunit organizations, and "chain store" warehouses.

Sales and receipts.—"1948 sales and receipts" represents sales of merchandise and receipts from repairs and other services to customers. The figures reflect deductions for returned goods and allowances, but not for trade-in allowances; they exclude sales and excise taxes collected from customers and paid directly to any taxing agency.

Proprietors.—"Active proprietors..." represents owners and partners of unincorporated businesses who devoted the major portion of their time to the business in November 1948.

Employment.—"Number of paid employees..." represents all employees on the pay roll for the pay period ending nearest November 15, 1948. "Full workweek" employees, whether regular or seasonal, are those who in the November 15 pay period were paid for working at least the number of hours typically worked in a week by employees of the reporting establishment.

1948 CENSUS OF BUSINESS

RETAIL, WHOLESALE, SERVICE TRADES

U. S. DEPARTMENT OF COMMERCE
BUREAU OF THE CENSUS

PRELIMINARY

For Release May 29, 1950

Release Series BC-1P-41-033

HAMILTON COUNTY, TENN.

Retail and service establishments located in Hamilton County, Tennessee, showed a substantial expansion in dollar volume of trade from 1939 to 1948 according to preliminary figures from the 1948 Census of Business released today by the Bureau of the Census, U. S. Department of Commerce.

Retail sales in the county during 1948 aggregated \$180.6 million, an increase of 200 percent over the \$60.2 million sales in 1939, when the preceding Census of Business was taken. The service trades included in the Census of Business reported receipts totaling \$12.8 million in 1948 compared with \$4.2 million in 1939. Wholesale sales in the county reached a total of \$264.6 million in 1948. No comparable figure for 1939 is available.

Employment in the county rose over the 9-year period between 1939 and 1948 for the trades covered by the Census of Business. Retail trade establishments reported 11,042 paid employees for the workweek ended nearest November 15, 1948. Of these, 9,529 worked the full week, and the remainder part of the week. The comparable total and full workweek figures for 1939 were 7,833 and 6,423. Wholesale trade establishments reported a total of 3,786 full- and part-week employees for the week of November 15, 1948, compared with 2,242 for the same week in 1939. For the selected service trades, November 15, 1948, paid employees numbered 2,718; the comparable figure for 1939, adjusted for change in scope between the two Censuses, was 1,823.

These preliminary figures have been derived from a Census report on Hamilton County, Tennessee. The report also contains data for cities of Chattanooga and East Ridge.

Final figures, superseding the preliminary data for Hamilton County, will be included in a Bulletin for the State of Tennessee to be issued in several months. Similar data will be made available this year in preliminary and final form for each of the counties and States. A single copy of the preliminary release for Hamilton County as well as an order blank for other area releases may be obtained by writing to the Bureau of the Census, Washington 25, D. C.

Table 1.—CENSUS OF BUSINESS PRELIMINARY RESULTS FOR 1948, BY TRADE GROUP
HAMILTON COUNTY, TENN.

Trade group and kind of business	Number of establishments	1948 sales and receipts (Thousand dollars)	Active proprietors of unincorporated businesses Nov. 1948	Paid employees, workweek ended nearest Nov. 15, 1948	
				Total employees ¹	Full workweek employees
RETAIL TRADE, total.....	2,347	180,600	2,191	11,042	9,529
Food group.....	800	40,965	750	1,560	1,146
Eating and drinking places.....	494	12,536	486	1,995	1,768
General merchandise grp, general stores.	75	24,940	50	2,328	2,000
Apparel group.....	122	14,522	77	943	718
Furniture-home furnishings-appliance grp.	112	12,025	105	902	866
Automotive group.....	88	28,472	80	956	907
Gasoline service stations.....	236	9,777	236	535	473
Lumber-building-hardware group.....	79	10,841	73	503	482
Drug and proprietary stores.....	93	5,839	101	462	392
All other other retail stores.....	248	20,683	233	858	777
WHOLESALE TRADE, total.....	337	264,554	215	3,786	x
Merchant wholesalers, total.....	226	151,302	142	2,903	x
Dry goods, apparel.....	11	2,317	6	61	x
Hardware, elec'l, plum'g and heat'g..	26	18,696	8	359	x
Mach'y, equip't, industrial supplies..	34	11,843	17	323	x
Automotive parts, accessories.....	16	4,447	11	223	x
All other merchant wholesalers.....	139	113,999	100	1,937	x
Manufact'rs' sales branches, offices...	48	45,068	5	605	x
Agents, brokers (merchandise).....	48	52,474	50	107	x
Other types of wholesale.....	15	15,710	18	171	x
SELECTED SERVICE TRADES, ^{2/} total.....	713	12,828	701	2,718	2,524
Personal services.....	435	7,603	429	1,968	1,833
Business services.....	48	2,239	42	337	310
Automotive repairs and services.....	128	2,004	124	282	266
Other repair services.....	102	982	106	131	115
HOTELS.....	Data withheld to avoid disclosure				
TOURIST COURTS AND CAMPS.....	35	409	37	49	46
AMUSEMENTS.....	50	2,271	30	350	x

x Not available.

^{1/} Includes employees paid for less than the full workweek.

^{2/} See General Description on last page for changes from the 1939 Census of Business in the coverage of Service Trades.

Table 2.—CENSUS OF BUSINESS PRELIMINARY RESULTS FOR 1948 FOR CITIES OF 2,500 INHABITANTS OR MORE

HAMILTON COUNTY, TENN.

(Data omitted for trade groups where necessary to avoid disclosure)

City and trade group ¹	Number of establishments	1948 sales and receipts (Thousand dollars)	Active proprietors of unincorporated businesses Nov. 1948	Paid employees, workweek ended nearest Nov. 15, 1948	
				Total employees ²	Full workweek employees
Chattanooga:					
Retail trade.....	1,823	165,562	1,633	10,430	9,016
Wholesale trade.....	325	256,434	203	3,649	x
Selected service trades....	619	12,150	603	2,609	2,419
Hotels.....	25	2,920	17	767	712
Tourist courts and camps....	Included with "Remainder of county"				
Amusements.....	41	2,057	22	341	x
East Ridge:					
Retail trade.....	47	1,431	48	71	61
Selected service trades....	13	116	14	26	26
Tourist courts and camps....	11	159	11	17	17
Remainder of county: 3/					
Retail trade.....	477	13,607	510	541	452
Wholesale trade.....	12	8,120	12	137	x
Selected service trades....	81	562	84	83	79
Tourist courts and camps....	24	250	26	32	29
Amusements.....	9	214	8	9	x

x Not available.

1/ See General Description on this page for changes from the 1939 Census of Business in the coverage of Service Trades.

2/ Includes employees paid for less than the full workweek.

3/ Except as indicated above, includes figures for establishments, other than wholesale, not located in cities of 2,500 inhabitants or more, and wholesale establishments not located in cities of 5,000 inhabitants or more.

GENERAL DESCRIPTION OF PRELIMINARY RELEASES FOR THE 1948 CENSUS OF BUSINESS

This series of releases, of which one is planned for each county in the United States, presents preliminary results of the 1948 Census of Business. The information is based on reports submitted by business establishments for that Census. The figures shown are preliminary, and are subject to revision in the final Census publications, but the changes are expected to be relatively minor with respect to coverage. The final Census figures will be issued in a series of Business Census bulletins which will show additional detailed kind-of-business information for all places where there are a sufficient number of establishments.

The 1948 Census of Business was taken under the provision of the Act of June 19, 1948, which provides that the Business Census be taken for 1948 and for each fifth year thereafter. Previous Business Censuses were taken for the years 1929, 1933, 1935, and 1939.

Scope of the Census.—The 1948 Census of Business covered all establishments in the following trades, as defined by the Standard Industrial Classification Manual, May 1949 issue, of the Executive Office of the President: all retail trades; all wholesale trades; all service trades in the following four groups—personal services, business services, automobile repairs and services, and miscellaneous repair services; hotels; tourist courts and camps; and amusements, including motion picture theaters. Some important services not covered are radio broadcasting and television, medical and health, legal, educational, nonprofit, accounting, and domestic services.

This coverage is similar to that of the 1939 Business Census. However, "custom trades" and "services incidental to transportation," which are no longer included in the standard classification of the service trades, are not covered by the 1948 Census. In a number of localities, these exclusions as well as

other changes in the standard classification may have a considerable effect in comparing 1948 with 1939 data, particularly with respect to establishment count.

Establishment definition.—For Census purposes, a business establishment is defined to include only enterprises conducted from a recognizable place of business, provided that the annual sales were in excess of \$5,000 for a wholesale trade establishment and \$500 for establishments in other trades. A detailed analysis of coverage will be provided in future Census of Business publications.

"Number of establishments" is the number of separate business locations, rather than the number of business companies or organizations, since the Census figures represent information reported separately for each business location or establishment. The establishment count reflects the number of places in business at the end of 1948 excluding administrative and executive offices of multiunit organizations, and "chain store" warehouses.

Sales and receipts.—"1948 sales and receipts" represents sales of merchandise and receipts from repairs and other services to customers. The figures reflect deductions for returned goods and allowances, but not for trade-in allowances; they exclude sales and excise taxes collected from customers and paid directly to any taxing agency.

Proprietors.—"Active proprietors..." represents owners and partners of unincorporated businesses who devoted the major portion of their time to the business in November 1948.

Employment.—"Number of paid employees..." represents all employees on the pay roll for the pay period ending nearest November 15, 1948. "Full workweek" employees, whether regular or seasonal, are those who in the November 15 pay period were paid for working at least the number of hours typically worked in a week by employees of the reporting establishment.

1948 CENSUS OF BUSINESS

RETAIL, WHOLESALE, SERVICE TRADES

U. S. DEPARTMENT OF COMMERCE
BUREAU OF THE CENSUS

PRELIMINARY

For Release April 26, 1950

Release Series BC-1P-41-034

HANCOCK COUNTY, TENN.

Retail establishments located in Hancock County, Tennessee, showed a substantial expansion in dollar volume of trade from 1939 to 1948 according to preliminary figures from the 1948 Census of Business released today by the Bureau of the Census, U. S. Department of Commerce.

Retail sales in the county during 1948 aggregated \$1.3 million, an increase of 225 percent over the \$0.4 million in 1939, when the preceding Census of Business was taken.

Employment in the county also rose over the 9-year period between 1939 and 1948 for the above trade. Retail establishments reported a total of 30 paid employees for the workweek ended nearest November 15, 1948. This compared with a total of 12 employees reported for the week of November 15, 1939.

These preliminary figures have been derived from a Census report on Hancock County, Tennessee. Final figures, superseding the preliminary data for Hancock County, will be included in a Bulletin for the State of Tennessee to be issued in several months. Similar data will be made available this year in preliminary and final form for each of the counties and States. A single copy of the preliminary release for Hancock County as well as an order blank for other area releases may be obtained by writing to the Bureau of the Census, Washington 25, D. C.

Table 1.—CENSUS OF BUSINESS PRELIMINARY RESULTS FOR 1948, BY TRADE GROUP
HANCOCK COUNTY, TENN.

Trade group and kind of business	Number of establishments	1948 sales and receipts (Thousand dollars)	Active proprietors of unincorporated businesses Nov. 1948	Paid employees, workweek ended nearest Nov. 15, 1948	
				Total employees ¹	Full workweek employees
RETAIL TRADE, total.....	83	1,279	89	30	28
Food group.....	29	176	29	1	1
All other retail stores.....	54	1,103	60	29	27

¹/ Includes employees paid for less than the full workweek.

GENERAL DESCRIPTION OF PRELIMINARY RELEASES FOR THE 1948 CENSUS OF BUSINESS

This series of releases, of which one is planned for each county in the United States, presents preliminary results of the 1948 Census of Business. The information is based on reports submitted by business establishments for that Census. The figures shown are preliminary, and are subject to revision in the final Census publications, but the changes are expected to be relatively minor with respect to coverage. The final Census figures will be issued in a series of Business Census bulletins which will show additional detailed kind-of-business information for all places where there are a sufficient number of establishments.

The 1948 Census of Business was taken under the provision of the Act of June 19, 1948, which provides that the Business Census be taken for 1948 and for each fifth year thereafter. Previous Business Censuses were taken for the years 1929, 1933, 1935, and 1939.

Scope of the Census.—The 1948 Census of Business covered all establishments in the following trades, as defined by the Standard Industrial Classification Manual, May 1949 issue, of the Executive Office of the President: all retail trades; all wholesale trades; all service trades in the following four groups—personal services, business services, automobile repairs and services, and miscellaneous repair services; hotels; tourist courts and camps; and amusements, including motion picture theaters. Some important services not covered are radio broadcasting and television, medical and health, legal, educational, nonprofit, accounting, and domestic services.

This coverage is similar to that of the 1939 Business Census. However, "custom trades" and "services incidental to transportation," which are no longer included in the standard classification of the service trades, are not covered by the 1948 Census. In a number of localities, these exclusions as well as other changes in the standard classification may have a considerable effect in comparing

1948 with 1939 data, particularly with respect to establishment count.

Establishment definition.—For Census purposes, a business establishment is defined to include only enterprises conducted from a recognizable place of business, provided that the annual sales were in excess of \$5,000 for a wholesale trade establishment and \$500 for establishments in other trades. A detailed analysis of coverage will be provided in future Census of Business publications.

"Number of establishments" is the number of separate business locations, rather than the number of business companies or organizations, since the Census figures represent information reported separately for each business location or establishment. The establishment count reflects the number of places in business at the end of 1948 excluding administrative and executive offices of multiunit organizations, and "chain store" warehouses.

Sales and receipts.—"1948 sales and receipts" represents sales of merchandise and receipts from repairs and other services to customers. The figures reflect deductions for returned goods and allowances, but not for trade-in allowances; they exclude sales and excise taxes collected from customers and paid directly to any taxing agency.

Proprietors.—"Active proprietors..." represents owners and partners of unincorporated businesses who devoted the major portion of their time to the business in November 1948.

Employment.—"Number of paid employees..." represents all employees on the pay roll for the pay period ending nearest November 15, 1948. "Full workweek" employees, whether regular or seasonal, are those who in the November 15 pay period were paid for working at least the number of hours typically worked in a week by employees of the reporting establishment.

1948 CENSUS OF BUSINESS

RETAIL, WHOLESALE, SERVICE TRADES

U. S. DEPARTMENT OF COMMERCE
BUREAU OF THE CENSUS

PRELIMINARY

For Release May 4, 1950

Release Series BC-1P-41-035

HARDEMAN COUNTY, TENN.

Retail, wholesale, and service establishments located in Hardeman County, Tennessee, showed a substantial expansion in dollar volume of trade from 1939 to 1948 according to preliminary figures from the 1948 Census of Business released today by the Bureau of the Census, U. S. Department of Commerce.

Retail sales in the county during 1948 aggregated \$7.2 million, an increase of 227 percent over the \$2.2 million in 1939, when the preceding Census of Business was taken. Wholesale sales in the county reached a total of \$1.8 million in 1948 as compared with \$0.4 million in 1939. The service trades included in the Census of Business recorded receipts totaling \$257,000 in 1948 compared with \$89,000 in 1939.

Employment in the county also rose over the 9-year period between 1939 and 1948 for the above trades. Establishments in these trades reported a combined total of 408 paid employees for the workweek ended nearest November 15, 1948. This compared with a total of 275 employees reported for the week of November 15, 1939.

These preliminary figures have been derived from a Census report on Hardeman County, Tennessee. Final figures, superseding the preliminary data for Hardeman County, will be included in a Bulletin for the State of Tennessee to be issued in several months. Similar data will be made available this year in preliminary and final form for each of the counties and States. A single copy of the preliminary release for Hardeman County as well as an order blank for other area releases may be obtained by writing to the Bureau of the Census, Washington 25, D. C.

Table 1.—CENSUS OF BUSINESS PRELIMINARY RESULTS FOR 1948, BY TRADE GROUP
HARDEMAN COUNTY, TENN.

Trade group and kind of business	Number of establishments	1948 sales and receipts (Thousand dollars)	Active proprietors of unincorporated businesses Nov. 1948	Paid employees, workweek ended nearest Nov. 15, 1948	
				Total employees ¹	Full workweek employees
RETAIL TRADE, total.....	214	7,171	227	354	236
Food group.....	90	2,217	93	65	31
Eating and drinking places.....	24	347	26	35	24
General merchandise grp, general stores.....	29	1,082	32	52	31
Apparel group.....	9	350	8	31	16
Furniture-home furnishgs-appliance grp.....	6	209	6	12	10
Automotive group.....	7	1,238	9	42	38
Gasoline service stations.....	23	518	26	26	20
Lumber-building-hardware group.....	13	859	14	57	47
Drug and proprietary stores.....	7	181	8	14	8
All other retail stores.....	6	170	5	20	11
WHOLESALE TRADE.....	7	1,754	7	7	x
SELECTED SERVICE TRADES, ^{2/} total.....	37	257	42	47	41
Personal services.....	28	157	34	32	27
All other service trades.....	9	100	8	15	14

x Not available.

^{1/} Includes employees paid for less than the full workweek.

^{2/} See General Description on this page for changes from the 1939 Census of Business in the coverage of Service Trades.

GENERAL DESCRIPTION OF PRELIMINARY RELEASES FOR THE 1948 CENSUS OF BUSINESS

This series of releases, of which one is planned for each county in the United States, presents preliminary results of the 1948 Census of Business. The information is based on reports submitted by business establishments for that Census. The figures shown are preliminary, and are subject to revision in the final Census publications, but the changes are expected to be relatively minor with respect to coverage. The final Census figures will be issued in a series of Business Census bulletins which will show additional detailed kind-of-business information for all places where there are a sufficient number of establishments.

The 1948 Census of Business was taken under the provision of the Act of June 19, 1948, which provides that the Business Census be taken for 1948 and for each fifth year thereafter. Previous Business Censuses were taken for the years 1929, 1933, 1935, and 1939.

Scope of the Census.—The 1948 Census of Business covered all establishments in the following trades, as defined by the Standard Industrial Classification Manual, May 1949 issue, of the Executive Office of the President: all retail trades; all wholesale trades; all service trades in the following four groups—personal services, business services, automobile repairs and services, and miscellaneous repair services; hotels; tourist courts and camps; and amusements, including motion picture theaters. Some important services not covered are radio broadcasting and television, medical and health, legal, educational, nonprofit, accounting, and domestic services.

This coverage is similar to that of the 1939 Business Census. However, "custom trades" and "services incidental to transportation," which are no longer included in the standard classification of the service trades, are not covered by the 1948 Census. In a number of localities, these exclusions as well as

other changes in the standard classification may have a considerable effect in comparing 1948 with 1939 data, particularly with respect to establishment count.

Establishment definition.—For Census purposes, a business establishment is defined to include only enterprises conducted from a recognizable place of business, provided that the annual sales were in excess of \$5,000 for a wholesale trade establishment and \$500 for establishments in other trades. A detailed analysis of coverage will be provided in future Census of Business publications.

"Number of establishments" is the number of separate business locations, rather than the number of business companies or organizations, since the Census figures represent information reported separately for each business location or establishment. The establishment count reflects the number of places in business at the end of 1948 excluding administrative and executive offices of multiunit organizations, and "chain store" warehouses.

Sales and receipts.—1948 sales and receipts represents sales of merchandise and receipts from repairs and other services to customers. The figures reflect deductions for returned goods and allowances, but not for trade-in allowances; they exclude sales and excise taxes collected from customers and paid directly to any taxing agency.

Proprietors.—"Active proprietors..." represents owners and partners of unincorporated businesses who devoted the major portion of their time to the business in November 1948.

Employment.—"Number of paid employees..." represents all employees on the pay roll for the pay period ending nearest November 15, 1948. "Full workweek" employees, whether regular or seasonal, are those who in the November 15 pay period were paid for working at least the number of hours typically worked in a week by employees of the reporting establishment.

1948 CENSUS OF BUSINESS

RETAIL, WHOLESALE, SERVICE TRADES

U. S. DEPARTMENT OF COMMERCE
BUREAU OF THE CENSUS

PRELIMINARY

For Release May 15, 1950

Release Series BC-1P-41-036

HARDIN COUNTY, TENN.

Retail and service establishments located in Hardin County, Tennessee, showed a substantial expansion in dollar volume of trade from 1939 to 1948 according to preliminary figures from the 1948 Census of Business released today by the Bureau of the Census, U. S. Department of Commerce.

Retail sales in the county during 1948 aggregated \$5.9 million, an increase of 321 percent over the \$1.4 million in 1939, when the preceding Census of Business was taken. The service trades included in the Census of Business recorded receipts totaling \$134,000 in 1948 compared with \$47,000 in 1939. Wholesale sales in the county reached a total of \$1.3 million in 1948. No comparable figure for 1939 is available.

Employment in the county rose over the 9-year period between 1939 and 1948 for the retail and service trades. Establishments in these trades reported a combined total of 316 paid employees for the workweek ended nearest November 15, 1948. This compared with a total of 190 employees reported for the week of November 15, 1939. Wholesale trade establishments reported a total of 16 paid employees for the week of November 15, 1948.

These preliminary figures have been derived from a Census report on Hardin County, Tennessee. Final figures, superseding the preliminary data for Hardin County, will be included in a Bulletin for the State of Tennessee to be issued in several months. Similar data will be made available this year in preliminary and final form for each of the counties and States. A single copy of the preliminary release for Hardin County as well as an order blank for other area releases may be obtained by writing to the Bureau of the Census, Washington 25, D. C.

Table 1.—CENSUS OF BUSINESS PRELIMINARY RESULTS FOR 1948, BY TRADE GROUP
HARDIN COUNTY, TENN.

Trade group and kind of business	Number of establishments	1948 sales and receipts (Thousand dollars)	Active proprietors of unincorporated businesses Nov. 1948	Paid employees, workweek ended nearest Nov. 15, 1948	
				Total employees ¹	Full workweek employees
RETAIL TRADE, total.....	224	5,942	229	283	215
Food group.....	99	1,294	99	33	20
Eating and drinking places.....	33	448	32	45	32
General merchandise grp, general stores.....	27	817	31	38	24
Automotive group.....	11	1,226	16	40	39
Gasoline service stations.....	21	442	21	26	22
Lumber-building-hardware group.....	11	764	10	38	36
All other retail stores.....	22	951	20	63	42
WHOLESALE TRADE.....	8	1,253	6	16	x
SELECTED SERVICE TRADES, ^{2/} total.....	27	134	28	33	28
Personal services.....	19	110	19	33	28
All other service trades.....	8	24	9	-	-
AMUSEMENTS.....	6	92	3	21	x

x Not available.

^{1/} Includes employees paid for less than the full workweek.

^{2/} See General Description on last page for changes from the 1939 Census of Business in the coverage of Service Trades.

GENERAL DESCRIPTION OF PRELIMINARY RELEASES FOR THE 1948 CENSUS OF BUSINESS

This series of releases, of which one is planned for each county in the United States, presents preliminary results of the 1948 Census of Business. The information is based on reports submitted by business establishments for that Census. The figures shown are preliminary, and are subject to revision in the final Census publications, but the changes are expected to be relatively minor with respect to coverage. The final Census figures will be issued in a series of Business Census bulletins which will show additional detailed kind-of-business information for all places where there are a sufficient number of establishments.

The 1948 Census of Business was taken under the provision of the Act of June 19, 1948, which provides that the Business Census be taken for 1948 and for each fifth year thereafter. Previous Business Censuses were taken for the years 1929, 1933, 1935, and 1939.

Scope of the Census.—The 1948 Census of Business covered all establishments in the following trades, as defined by the Standard Industrial Classification Manual, May 1949 issue, of the Executive Office of the President: all retail trades; all wholesale trades; all service trades in the following four groups—personal services, business services, automobile repairs and services, and miscellaneous repair services; hotels; tourist courts and camps; and amusements, including motion picture theaters. Some important services not covered are radio broadcasting and television, medical and health, legal, educational, nonprofit, accounting, and domestic services.

This coverage is similar to that of the 1939 Business Census. However, "custom trades" and "services incidental to transportation," which are no longer included in the standard classification of the service trades, are not covered by the 1948 Census. In a number of localities, these exclusions as well as other changes in the standard classification may have a considerable effect in comparing

1948 with 1939 data, particularly with respect to establishment count.

Establishment definition.—For Census purposes, a business establishment is defined to include only enterprises conducted from a recognizable place of business, provided that the annual sales were in excess of \$5,000 for a wholesale trade establishment and \$500 for establishments in other trades. A detailed analysis of coverage will be provided in future Census of Business publications.

"Number of establishments" is the number of separate business locations, rather than the number of business companies or organizations, since the Census figures represent information reported separately for each business location or establishment. The establishment count reflects the number of places in business at the end of 1948 excluding administrative and executive offices of multiunit organizations, and "chain store" warehouses.

Sales and receipts.—"1948 sales and receipts" represents sales of merchandise and receipts from repairs and other services to customers. The figures reflect deductions for returned goods and allowances, but not for trade-in allowances; they exclude sales and excise taxes collected from customers and paid directly to any taxing agency.

Proprietors.—"Active proprietors..." represents owners and partners of unincorporated businesses who devoted the major portion of their time to the business in November 1948.

Employment.—"Number of paid employees..." represents all employees on the pay roll for the pay period ending nearest November 15, 1948. "Full workweek" employees, whether regular or seasonal, are those who in the November 15 pay period were paid for working at least the number of hours typically worked in a week by employees of the reporting establishment.

1948 CENSUS OF BUSINESS

RETAIL, WHOLESALE, SERVICE TRADES

U. S. DEPARTMENT OF COMMERCE
BUREAU OF THE CENSUS

PRELIMINARY

For Release May 15, 1950

Release Series BC-1P-41-037

HAWKINS COUNTY, TENN.

Retail and service establishments located in Hawkins County, Tennessee, showed a substantial expansion in dollar volume of trade from 1939 to 1948 according to preliminary figures from the 1948 Census of Business released today by the Bureau of the Census, U. S. Department of Commerce.

Retail sales in the county during 1948 aggregated \$8.1 million, an increase of 224 percent over the \$2.5 million in 1939, when the preceding Census of Business was taken. The service trades included in the Census of Business recorded receipts totaling \$267,000 in 1948 compared with \$95,000 in 1939.

Employment in the county also rose over the 9-year period between 1939 and 1948 for the above trades. Establishments in these trades reported a combined total of 409 paid employees for the workweek ended nearest November 15, 1948. This compared with a total of 252 employees reported for the week of November 15, 1939.

These preliminary figures have been derived from a Census report on Hawkins County, Tennessee. Final figures, superseding the preliminary data for Hawkins County, will be included in a Bulletin for the State of Tennessee to be issued in several months. Similar data will be made available this year in preliminary and final form for each of the counties and States. A single copy of the preliminary release for Hawkins County as well as an order blank for other area releases may be obtained by writing to the Bureau of the Census, Washington 25, D. C.

Table 1.—CENSUS OF BUSINESS PRELIMINARY RESULTS FOR 1948, BY TRADE GROUP
HAWKINS COUNTY, TENN.

Trade group and kind of business	Number of establishments	1948 sales and receipts (Thousand dollars)	Active proprietors of unincorporated businesses Nov. 1948	Paid employees, workweek ended nearest Nov. 15, 1948	
				Total employees ¹	Full workweek employees
RETAIL TRADE, total.....	242	8,113	256	378	298
Food group.....	130	2,013	126	47	28
Eating and drinking places.....	10	285	10	58	46
General merchandise grp, general stores	34	1,348	29	78	43
Furniture-home furnishings-appliance grp	7	949	7	36	34
Automotive group.....	8	1,201	13	56	56
Gasoline service stations.....	23	643	25	22	19
Lumber-building-hardware group.....	10	800	16	37	34
All other retail stores.....	20	874	30	44	38
SELECTED SERVICE TRADES ^{2/}	29	267	27	31	29

^{1/} Includes employees paid for less than the full workweek.

^{2/} See General Description on last page for changes from the 1939 Census of Business in the coverage of Service Trades.

GENERAL DESCRIPTION OF PRELIMINARY RELEASES FOR THE 1948 CENSUS OF BUSINESS

This series of releases, of which one is planned for each county in the United States, presents preliminary results of the 1948 Census of Business. The information is based on reports submitted by business establishments for that Census. The figures shown are preliminary, and are subject to revision in the final Census publications, but the changes are expected to be relatively minor with respect to coverage. The final Census figures will be issued in a series of Business Census bulletins which will show additional detailed kind-of-business information for all places where there are a sufficient number of establishments.

The 1948 Census of Business was taken under the provision of the Act of June 19, 1948, which provides that the Business Census be taken for 1948 and for each fifth year thereafter. Previous Business Censuses were taken for the years 1929, 1933, 1935, and 1939.

Scope of the Census.—The 1948 Census of Business covered all establishments in the following trades, as defined by the Standard Industrial Classification Manual, May 1949 issue, of the Executive Office of the President: all retail trades; all wholesale trades; all service trades in the following four groups—personal services, business services, automobile repairs and services, and miscellaneous repair services; hotels; tourist courts and camps; and amusements, including motion picture theaters. Some important services not covered are radio broadcasting and television, medical and health, legal, educational, nonprofit, accounting, and domestic services.

This coverage is similar to that of the 1939 Business Census. However, "custom trades" and "services incidental to transportation," which are no longer included in the standard classification of the service trades, are not covered by the 1948 Census. In a number of localities, these exclusions as well as other changes in the standard classification may have a considerable effect in comparing

1948 with 1939 data, particularly with respect to establishment count.

Establishment definition.—For Census purposes, a business establishment is defined to include only enterprises conducted from a recognizable place of business, provided that the annual sales were in excess of \$5,000 for a wholesale trade establishment and \$500 for establishments in other trades. A detailed analysis of coverage will be provided in future Census of Business publications.

"Number of establishments" is the number of separate business locations, rather than the number of business companies or organizations, since the Census figures represent information reported separately for each business location or establishment. The establishment count reflects the number of places in business at the end of 1948 excluding administrative and executive offices of multiunit organizations, and "chain store" warehouses.

Sales and receipts.—"1948 sales and receipts" represents sales of merchandise and receipts from repairs and other services to customers. The figures reflect deductions for returned goods and allowances, but not for trade-in allowances; they exclude sales and excise taxes collected from customers and paid directly to any taxing agency.

Proprietors.—"Active proprietors..." represents owners and partners of unincorporated businesses who devoted the major portion of their time to the business in November 1948.

Employment.—"Number of paid employees..." represents all employees on the pay roll for the pay period ending nearest November 15, 1948. "Full workweek" employees, whether regular or seasonal, are those who in the November 15 pay period were paid for working at least the number of hours typically worked in a week by employees of the reporting establishment.

1948 CENSUS OF BUSINESS

RETAIL, WHOLESALE, SERVICE TRADES

U. S. DEPARTMENT OF COMMERCE
BUREAU OF THE CENSUS

PRELIMINARY

For Release April 17, 1950

Release Series BC-1P- 41-038

HAYWOOD COUNTY, TENN.

Retail, wholesale, and service establishments located in Haywood County, Tennessee, showed a substantial expansion in dollar volume of trade from 1939 to 1948 according to preliminary figures from the 1948 Census of Business released today by the Bureau of the Census, U. S. Department of Commerce.

Retail sales in the county during 1948 aggregated \$11.0 million, an increase of 267 percent over the \$3.0 million in 1939, when the preceding Census of Business was taken. Wholesale sales in the county reached a total of \$9.4 million in 1948 as compared with \$0.7 million in 1939. The service trades included in the Census of Business recorded receipts totaling \$314,000 in 1948 compared with \$138,000 in 1939.

Employment in the county also rose over the 9-year period between 1939 and 1948 for the above trades. Establishments in these trades reported a combined total of 759 paid employees for the workweek ended nearest November 15, 1948. This compared with a total of 508 employees reported for the week of November 15, 1939.

These preliminary figures have been derived from a Census report on Haywood County, Tennessee, which also includes data for the city of Brownsville. Final figures, superseding the preliminary data for Haywood County, will be included in a Bulletin for the State of Tennessee to be issued in several months. Similar data will be made available this year in preliminary and final form for each of the counties and States. A single copy of the preliminary release for Haywood County as well as an order blank for other area releases may be obtained by writing to the Bureau of the Census, Washington 25, D. C.

Table 1.—CENSUS OF BUSINESS PRELIMINARY RESULTS FOR 1948, BY TRADE GROUP

HAYWOOD COUNTY, TENN.

Trade group and kind of business	Number of establishments	1948 sales and receipts (Thousand dollars)	Active proprietors of unincorporated businesses Nov. 1948	Paid employees, workweek ended nearest Nov. 15, 1948	
				Total employees ¹	Full workweek employees
RETAIL TRADE, total.....	229	10,990	236	538	388
Food group.....	93	3,442	98	88	57
Eating and drinking places.....	16	304	16	50	37
General merchandise grp, general stores	34	1,356	37	83	46
Apparel group.....	15	774	18	67	41
Furniture-home furnishgs-appliance grp	10	328	9	22	22
Automotive group.....	10	1,859	7	80	54
Gasoline service stations.....	20	873	21	44	41
Lumber-building-hardware group.....	12	1,030	11	51	43
Drug and proprietary stores.....	6	279	7	23	19
All other retail stores.....	13	745	12	30	28
WHOLESALE TRADE.....	28	9,378	22	119	x
SELECTED SERVICE TRADES ^{2/}	26	314	27	102	95

x Not available.

^{1/} Includes employees paid for less than the full workweek.

^{2/} See General Description on last page for changes from the 1939 Census of Business in the coverage of Service Trades.

Table 2.—CENSUS OF BUSINESS PRELIMINARY RESULTS FOR 1948 FOR CITIES OF 2,500 INHABITANTS OR MORE
HAYWOOD COUNTY, TENN.

(Data omitted for trade groups where necessary to avoid disclosure)

City and trade group	Number of establishments	1948 sales and receipts (Thousand dollars)	Active proprietors of unincorporated businesses Nov. 1948	Paid employees, workweek ended nearest Nov. 15, 1948	
				Total employees ¹	Full workweek employees
Brownsville:					
Retail trade.....	132	8,084	133	497	363
Remainder of county:					
Retail trade.....	97	2,906	103	41	25

¹/ Includes employees paid for less than the full workweek.

GENERAL DESCRIPTION OF PRELIMINARY RELEASES FOR THE 1948 CENSUS OF BUSINESS

This series of releases, of which one is planned for each county in the United States, presents preliminary results of the 1948 Census of Business. The information is based on reports submitted by business establishments for that Census. The figures shown are preliminary, and are subject to revision in the final Census publications, but the changes are expected to be relatively minor with respect to coverage. The final Census figures will be issued in a series of Business Census bulletins which will show additional detailed kind-of-business information for all places where there are a sufficient number of establishments.

The 1948 Census of Business was taken under the provision of the Act of June 19, 1948, which provides that the Business Census be taken for 1948 and for each fifth year thereafter. Previous Business Censuses were taken for the years 1929, 1933, 1935, and 1939.

Scope of the Census.—The 1948 Census of Business covered all establishments in the following trades, as defined by the Standard Industrial Classification Manual, May 1949 issue, of the Executive Office of the President: all retail trades; all wholesale trades; all service trades in the following four groups—personal services, business services, automobile repairs and services, and miscellaneous repair services; hotels; tourist courts and camps; and amusements, including motion picture theaters. Some important services not covered are radio broadcasting and television, medical and health, legal, educational, nonprofit, accounting, and domestic services.

This coverage is similar to that of the 1939 Business Census. However, "custom trades" and "services incidental to transportation," which are no longer included in the standard classification of the service trades, are not covered by the 1948 Census. In a number of localities, these exclusions as well as

other changes in the standard classification may have a considerable effect in comparing 1948 with 1939 data, particularly with respect to establishment count.

Establishment definition.—For Census purposes, a business establishment is defined to include only enterprises conducted from a recognizable place of business, provided that the annual sales were in excess of \$5,000 for a wholesale trade establishment and \$500 for establishments in other trades. A detailed analysis of coverage will be provided in future Census of Business publications.

"Number of establishments" is the number of separate business locations, rather than the number of business companies or organizations, since the Census figures represent information reported separately for each business location or establishment. The establishment count reflects the number of places in business at the end of 1948 excluding administrative and executive offices of multiunit organizations, and "chain store" warehouses.

Sales and receipts.—"1948 sales and receipts" represents sales of merchandise and receipts from repairs and other services to customers. The figures reflect deductions for returned goods and allowances, but not for trade-in allowances; they exclude sales and excise taxes collected from customers and paid directly to any taxing agency.

Proprietors.—"Active proprietors..." represents owners and partners of unincorporated businesses who devoted the major portion of their time to the business in November 1948.

Employment.—"Number of paid employees..." represents all employees on the pay roll for the pay period ending nearest November 15, 1948. "Full workweek" employees, whether regular or seasonal, are those who in the November 15 pay period were paid for working at least the number of hours typically worked in a week by employees of the reporting establishment.

1948 CENSUS OF BUSINESS

RETAIL, WHOLESALE, SERVICE TRADES

U. S. DEPARTMENT OF COMMERCE
BUREAU OF THE CENSUS

PRELIMINARY

For Release May 15, 1950

Release Series BC-1P-41-039

HENDERSON COUNTY, TENN.

Retail, wholesale, and service establishments located in Henderson County, Tennessee, showed a substantial expansion in dollar volume of trade from 1939 to 1948 according to preliminary figures from the 1948 Census of Business released today by the Bureau of the Census, U. S. Department of Commerce.

Retail sales in the county during 1948 aggregated \$7.3 million, an increase of 284 percent over the \$1.9 million in 1939, when the preceding Census of Business was taken. Wholesale sales in the county reached a total of \$5.3 million in 1948 as compared with \$1.7 million in 1939. The service trades included in the Census of Business recorded receipts totaling \$339,000 in 1948 compared with \$58,000 in 1939.

Employment in the county also rose over the 9-year period between 1939 and 1948 for the above trades. Establishments in these trades reported a combined total of 533 paid employees for the workweek ended nearest November 15, 1948. This compared with a total of 260 employees reported for the week of November 15, 1939.

These preliminary figures have been derived from a Census report on Henderson County, Tennessee, which also includes data for the city of Lexington. Final figures, superseding the preliminary data for Henderson County, will be included in a Bulletin for the State of Tennessee to be issued in several months. Similar data will be made available this year in preliminary and final form for each of the counties and States. A single copy of the preliminary release for Henderson County as well as an order blank for other area releases may be obtained by writing to the Bureau of the Census, Washington 25, D. C.

Table 1.—CENSUS OF BUSINESS PRELIMINARY RESULTS FOR 1948, BY TRADE GROUP

HENDERSON COUNTY, TENN.

Trade group and kind of business	Number of establishments	1948 sales and receipts (Thousand dollars)	Active proprietors of unincorporated businesses Nov. 1948	Paid employees, workweek ended nearest Nov. 15, 1948	
				Total employees ¹	Full workweek employees
RETAIL TRADE, total.....	206	7,254	215	366	253
Food group.....	92	1,574	93	46	24
Eating and drinking places.....	26	305	28	49	33
General merchandise grp, general stores	27	955	26	78	41
Apparel group.....	7	256	13	12	5
Furniture-home furnishings-appliance grp	5	262	6	11	10
Automotive group.....	10	2,160	11	76	72
Gasoline service stations.....	11	283	12	16	12
Lumber-building-hardware group.....	10	676	9	30	26
Drug and proprietary stores.....	6	211	6	19	11
All other retail stores.....	12	572	11	29	19
WHOLESALE TRADE.....	12	5,256	8	102	x
SELECTED SERVICE TRADES, ² /total.....	34	339	35	65	58
Personal services.....	20	187	19	51	45
All other service trades.....	14	152	16	14	13

x Not available.

¹/ Includes employees paid for less than the full workweek.

²/ See General Description on last page for changes from the 1939 Census of Business in the coverage of Service Trades.

Table 2.—CENSUS OF BUSINESS PRELIMINARY RESULTS FOR 1948 FOR CITIES OF 2,500 INHABITANTS OR MORE

HENDERSON COUNTY, TENN.

(Data omitted for trade groups where necessary to avoid disclosure)

City and trade group ¹	Number of establishments	1948 sales and receipts (Thousand dollars)	Active proprietors of unincorporated businesses Nov. 1948	Paid employees, workweek ended nearest Nov. 15, 1948	
				Total employees ²	Full workweek employees
Lexington:					
Retail trade.....	92	5,886	102	331	238
Selected service trades....	25	320	25	64	57
Remainder of county:					
Retail trade.....	114	1,368	113	35	15
Selected service trades....	9	19	10	1	1

1/ See General Description on this page for changes from the 1939 Census of Business in the coverage of Service Trades.

2/ Includes employees paid for less than the full workweek.

GENERAL DESCRIPTION OF PRELIMINARY RELEASES FOR THE 1948 CENSUS OF BUSINESS

This series of releases, of which one is planned for each county in the United States, presents preliminary results of the 1948 Census of Business. The information is based on reports submitted by business establishments for that Census. The figures shown are preliminary, and are subject to revision in the final Census publications, but the changes are expected to be relatively minor with respect to coverage. The final Census figures will be issued in a series of Business Census bulletins which will show additional detailed kind-of-business information for all places where there are a sufficient number of establishments.

The 1948 Census of Business was taken under the provision of the Act of June 19, 1948, which provides that the Business Census be taken for 1948 and for each fifth year thereafter. Previous Business Censuses were taken for the years 1929, 1933, 1935, and 1939.

Scope of the Census.—The 1948 Census of Business covered all establishments in the following trades, as defined by the Standard Industrial Classification Manual, May 1949 issue, of the Executive Office of the President: all retail trades; all wholesale trades; all service trades in the following four groups—personal services, business services, automobile repairs and services, and miscellaneous repair services; hotels; tourist courts and camps; and amusements, including motion picture theaters. Some important services not covered are radio broadcasting and television, medical and health, legal, educational, nonprofit, accounting, and domestic services.

This coverage is similar to that of the 1939 Business Census. However, "custom trades" and "services incidental to transportation," which are no longer included in the standard classification of the service trades, are not covered by the 1948 Census. In a number of localities, these exclusions as well as

other changes in the standard classification may have a considerable effect in comparing 1948 with 1939 data, particularly with respect to establishment count.

Establishment definition.—For Census purposes, a business establishment is defined to include only enterprises conducted from a recognizable place of business, provided that the annual sales were in excess of \$5,000 for a wholesale trade establishment and \$500 for establishments in other trades. A detailed analysis of coverage will be provided in future Census of Business publications.

"Number of establishments" is the number of separate business locations, rather than the number of business companies or organizations, since the Census figures represent information reported separately for each business location or establishment. The establishment count reflects the number of places in business at the end of 1948 excluding administrative and executive offices of multiunit organizations, and "chain store" warehouses.

Sales and receipts.—"1948 sales and receipts" represents sales of merchandise and receipts from repairs and other services to customers. The figures reflect deductions for returned goods and allowances, but not for trade-in allowances; they exclude sales and excise taxes collected from customers and paid directly to any taxing agency.

Proprietors.—"Active proprietors..." represents owners and partners of unincorporated businesses who devoted the major portion of their time to the business in November 1948.

Employment.—"Number of paid employees..." represents all employees on the pay roll for the pay period ending nearest November 15, 1948. "Full workweek" employees, whether regular or seasonal, are those who in the November 15 pay period were paid for working at least the number of hours typically worked in a week by employees of the reporting establishment.

1948 CENSUS OF BUSINESS

RETAIL, WHOLESALE, SERVICE TRADES

U. S. DEPARTMENT OF COMMERCE
BUREAU OF THE CENSUS

PRELIMINARY

For Release April 17, 1950

Release Series BC-1P-41-040

HENRY COUNTY, TENN.

Retail, wholesale, and service establishments located in Henry County, Tennessee, showed a substantial expansion in dollar volume of trade from 1939 to 1948 according to preliminary figures from the 1948 Census of Business released today by the Bureau of the Census, U. S. Department of Commerce.

Retail sales in the county during 1948 aggregated \$12.8 million, an increase of 205 percent over the \$4.2 million in 1939, when the preceding Census of Business was taken. Wholesale sales in the county reached a total of \$8.4 million in 1948 as compared with \$1.4 million in 1939. The service trades included in the Census of Business recorded receipts totaling \$614,000 in 1948 compared with \$166,000 in 1939.

Employment in the county also rose over the 9-year period between 1939 and 1948 for the above trades. Establishments in these trades reported a combined total of 994 paid employees for the workweek ended nearest November 15, 1948. This compared with a total of 724 employees reported for the week of November 15, 1939.

These preliminary figures have been derived from a Census report on Henry County, Tennessee, which also includes data for the city of Paris. Final figures, superseding the preliminary data for Henry County, will be included in a Bulletin for the State of Tennessee to be issued in several months. Similar data will be made available this year in preliminary and final form for each of the counties and States. A single copy of the preliminary release for Henry County as well as an order blank for other area releases may be obtained by writing to the Bureau of the Census, Washington 25, D. C.

Table 1.—CENSUS OF BUSINESS PRELIMINARY RESULTS FOR 1948, BY TRADE GROUP

HENRY COUNTY, TENN.

Trade group and kind of business	Number of establishments	1948 sales and receipts (Thousand dollars)	Active proprietors of unincorporated businesses Nov. 1948	Paid employees, workweek ended nearest Nov. 15, 1948	
				Total employees ¹	Full workweek employees
RETAIL TRADE, total.....	305	12,813	314	714	560
Food group.....	110	3,134	114	91	63
Eating and drinking places.....	52	692	57	95	84
General merchandise grp, general stores	23	1,419	17	144	88
Apparel group.....	18	907	22	51	38
Furniture-home furnishings-appliance grp.	14	1,138	9	66	64
Automotive group.....	11	2,015	15	74	70
Gasoline service stations.....	32	867	32	52	42
Lumber-building-hardware group.....	15	1,154	17	45	36
Drug and proprietary stores.....	10	430	11	34	26
All other retail stores.....	20	1,057	20	62	49
WHOLESALE TRADE, total.....	30	8,413	20	149	x
Merchant wholesalers.....	14	2,857	13	72	x
Other types of wholesale.....	16	5,556	7	77	x
SELECTED SERVICE TRADES, ² / total.....	75	614	81	131	119
Personal services.....	41	407	43	119	108
All other service trades.....	34	207	38	12	11

x Not available.

1/ Includes employees paid for less than the full workweek.

2/ See General Description on last page for changes from the 1939 Census of Business in the coverage of Service Trades.

Table 2.—CENSUS OF BUSINESS PRELIMINARY RESULTS FOR 1948 FOR CITIES OF 2,500 INHABITANTS OR MORE

HENRY COUNTY, TENN.

(Data omitted for trade groups where necessary to avoid disclosure)

City and trade group ¹	Number of establishments	1948 sales and receipts (Thousand dollars)	Active proprietors of unincorporated businesses Nov. 1948	Paid employees, workweek ended nearest Nov. 15, 1948	
				Total employees ²	Full workweek employees
Paris:					
Retail trade.....	186	10,954	196	648	516
Selected service trades...	58	554	64	126	116
Remainder of county:					
Retail trade.....	119	1,859	118	66	44
Selected service trades...	17	60	17	5	3

1/ See General Description on this page for changes from the 1939 Census of Business in the coverage of Service Trades.

2/ Includes employees paid for less than the full workweek.

GENERAL DESCRIPTION OF PRELIMINARY RELEASES FOR THE 1948 CENSUS OF BUSINESS

This series of releases, of which one is planned for each county in the United States, presents preliminary results of the 1948 Census of Business. The information is based on reports submitted by business establishments for that Census. The figures shown are preliminary, and are subject to revision in the final Census publications, but the changes are expected to be relatively minor with respect to coverage. The final Census figures will be issued in a series of Business Census bulletins which will show additional detailed kind-of-business information for all places where there are a sufficient number of establishments.

The 1948 Census of Business was taken under the provision of the Act of June 19, 1948, which provides that the Business Census be taken for 1948 and for each fifth year thereafter. Previous Business Censuses were taken for the years 1929, 1933, 1935, and 1939.

Scope of the Census.—The 1948 Census of Business covered all establishments in the following trades, as defined by the Standard Industrial Classification Manual, May 1949 issue, of the Executive Office of the President: all retail trades; all wholesale trades; all service trades in the following four groups—personal services, business services, automobile repairs and services, and miscellaneous repair services; hotels; tourist courts and camps; and amusements, including motion picture theaters. Some important services not covered are radio broadcasting and television, medical and health, legal, educational, nonprofit, accounting, and domestic services.

This coverage is similar to that of the 1939 Business Census. However, "custom trades" and "services incidental to transportation," which are no longer included in the standard classification of the service trades, are not covered by the 1948 Census. In a number of localities, these exclusions as well as other changes in the standard classification may have

a considerable effect in comparing 1948 with 1939 data, particularly with respect to establishment count.

Establishment definition.—For Census purposes, a business establishment is defined to include only enterprises conducted from a recognizable place of business, provided that the annual sales were in excess of \$5,000 for a wholesale trade establishment and \$500 for establishments in other trades. A detailed analysis of coverage will be provided in future Census of Business publications.

"Number of establishments" is the number of separate business locations, rather than the number of business companies or organizations, since the Census figures represent information reported separately for each business location or establishment. The establishment count reflects the number of places in business at the end of 1948 excluding administrative and executive offices of multiunit organizations, and "chain store" warehouses.

Sales and receipts.—"1948 sales and receipts" represents sales of merchandise and receipts from repairs and other services to customers. The figures reflect deductions for returned goods and allowances, but not for trade-in allowances; they exclude sales and excise taxes collected from customers and paid directly to any taxing agency.

Proprietors.—"Active proprietors..." represents owners and partners of unincorporated businesses who devoted the major portion of their time to the business in November 1948.

Employment.—"Number of paid employees..." represents all employees on the pay roll for the pay period ending nearest November 15, 1948. "Full workweek" employees, whether regular or seasonal, are those who in the November 15 pay period were paid for working at least the number of hours typically worked in a week by employees of the reporting establishment.

1948 CENSUS OF BUSINESS

RETAIL, WHOLESALE, SERVICE TRADES

U. S. DEPARTMENT OF COMMERCE
BUREAU OF THE CENSUS

PRELIMINARY

For Release April 13, 1950

Release Series BC-1P-41-041

HICKMAN COUNTY, TENN.

Retail and service establishments located in Hickman County, Tennessee, showed a substantial expansion in dollar volume of trade from 1939 to 1948 according to preliminary figures from the 1948 Census of Business released today by the Bureau of the Census, U. S. Department of Commerce.

Retail sales in the county during 1948 aggregated \$4.0 million, an increase of 300 percent over the \$1.0 million in 1939, when the preceding Census of Business was taken. The service trades included in the Census of Business recorded receipts totaling \$169,000 in 1948 compared with \$24,000 in 1939.

Employment in the county also rose over the 9-year period between 1939 and 1948 for the above trades. Establishments in these trades reported a combined total of 205 paid employees for the workweek ended nearest November 15, 1948. This compared with a total of 88 employees reported for the week of November 15, 1939.

These preliminary figures have been derived from a Census report on Hickman County, Tennessee. Final figures, superseding the preliminary data for Hickman County, will be included in a Bulletin for the State of Tennessee to be issued in several months. Similar data will be made available this year in preliminary and final form for each of the counties and States. A single copy of the preliminary release for Hickman County as well as an order blank for other area releases may be obtained by writing to the Bureau of the Census, Washington 25, D. C.

Table 1.—CENSUS OF BUSINESS PRELIMINARY RESULTS FOR 1948, BY TRADE GROUP
HICKMAN COUNTY, TENN.

Trade group and kind of business	Number of establishments	1948 sales and receipts (Thousand dollars)	Active proprietors of unincorporated businesses Nov. 1948	Paid employees, workweek ended nearest Nov. 15, 1948	
				Total employees ¹	Full workweek employees
RETAIL TRADE, total.....	136	4,039	148	183	133
Food group.....	42	678	41	23	12
Eating and drinking places.....	24	245	23	20	14
Gasoline service stations.....	9	229	10	16	13
All other retail stores.....	61	2,887	74	124	94
SELECTED SERVICE TRADES ² /.....	20	169	22	22	18

¹/ Includes employees paid for less than the full workweek.

²/ See General Description on last page for changes from the 1939 Census of Business in the coverage of Service Trades.

GENERAL DESCRIPTION OF PRELIMINARY RELEASES FOR THE 1948 CENSUS OF BUSINESS

This series of releases, of which one is planned for each county in the United States, presents preliminary results of the 1948 Census of Business. The information is based on reports submitted by business establishments for that Census. The figures shown are preliminary, and are subject to revision in the final Census publications, but the changes are expected to be relatively minor with respect to coverage. The final Census figures will be issued in a series of Business Census bulletins which will show additional detailed kind-of-business information for all places where there are a sufficient number of establishments.

The 1948 Census of Business was taken under the provision of the Act of June 19, 1948, which provides that the Business Census be taken for 1948 and for each fifth year thereafter. Previous Business Censuses were taken for the years 1929, 1933, 1935, and 1939.

Scope of the Census.—The 1948 Census of Business covered all establishments in the following trades, as defined by the Standard Industrial Classification Manual, May 1949 issue, of the Executive Office of the President: all retail trades; all wholesale trades; all service trades in the following four groups—personal services, business services, automobile repairs and services, and miscellaneous repair services; hotels; tourist courts and camps; and amusements, including motion picture theaters. Some important services not covered are radio broadcasting and television, medical and health, legal, educational, nonprofit, accounting, and domestic services.

This coverage is similar to that of the 1939 Business Census. However, "custom trades" and "services incidental to transportation," which are no longer included in the standard classification of the service trades, are not covered by the 1948 Census. In a number of localities, these exclusions as well as other changes in the standard classification may have a considerable effect in comparing

1948 with 1939 data, particularly with respect to establishment count.

Establishment definition.—For Census purposes, a business establishment is defined to include only enterprises conducted from a recognizable place of business, provided that the annual sales were in excess of \$5,000 for a wholesale trade establishment and \$500 for establishments in other trades. A detailed analysis of coverage will be provided in future Census of Business publications.

"Number of establishments" is the number of separate business locations, rather than the number of business companies or organizations, since the Census figures represent information reported separately for each business location or establishment. The establishment count reflects the number of places in business at the end of 1948 excluding administrative and executive offices of multiunit organizations, and "chain store" warehouses.

Sales and receipts.—"1948 sales and receipts" represents sales of merchandise and receipts from repairs and other services to customers. The figures reflect deductions for returned goods and allowances, but not for trade-in allowances; they exclude sales and excise taxes collected from customers and paid directly to any taxing agency.

Proprietors.—"Active proprietors..." represents owners and partners of unincorporated businesses who devoted the major portion of their time to the business in November 1948.

Employment.—"Number of paid employees..." represents all employees on the pay roll for the pay period ending nearest November 15, 1948. "Full workweek" employees, whether regular or seasonal, are those who in the November 15 pay period were paid for working at least the number of hours typically worked in a week by employees of the reporting establishment.

1948 CENSUS OF BUSINESS

RETAIL, WHOLESALE, SERVICE TRADES

U. S. DEPARTMENT OF COMMERCE
BUREAU OF THE CENSUS

PRELIMINARY

For Release May 15, 1950

Release Series BC-1P-41-042

HOUSTON COUNTY, TENN.

Retail establishments located in Houston County, Tennessee, showed a substantial expansion in dollar volume of trade from 1939 to 1948 according to preliminary figures from the 1948 Census of Business released today by the Bureau of the Census, U. S. Department of Commerce.

Retail sales in the county during 1948 aggregated \$1.2 million, an increase of 140 percent over the \$0.5 million in 1939, when the preceding Census of Business was taken.

Employment in the county also rose over the 9-year period between 1939 and 1948 for the above trade. Retail establishments reported a total of 68 paid employees for the workweek ended nearest November 15, 1948. This compared with a total of 33 employees reported for the week of November 15, 1939.

These preliminary figures have been derived from a Census report on Houston County, Tennessee. Final figures, superseding the preliminary data for Houston County, will be included in a Bulletin for the State of Tennessee to be issued in several months. Similar data will be made available this year in preliminary and final form for each of the counties and States. A single copy of the preliminary release for Houston County as well as an order blank for other area releases may be obtained by writing to the Bureau of the Census, Washington 25, D. C.

Table 1.—CENSUS OF BUSINESS PRELIMINARY RESULTS FOR 1948, BY TRADE GROUP

HOUSTON COUNTY, TENN.

Trade group and kind of business	Number of establishments	1948 sales and receipts (Thousand dollars)	Active proprietors of unincorporated businesses Nov. 1948	Paid employees, workweek ended nearest Nov. 15, 1948	
				Total employees ¹	Full workweek employees
RETAIL TRADE, total.....	56	1,218	55	68	38
Food group.....	25	393	22	14	5
Eating and drinking places.....	6	81	8	11	8
Gasoline service stations.....	5	134	7	9	8
All other retail stores.....	20	610	18	34	17

¹/ Includes employees paid for less than the full workweek.

91214

GENERAL DESCRIPTION OF PRELIMINARY RELEASES FOR THE 1948 CENSUS OF BUSINESS

This series of releases, of which one is planned for each county in the United States, presents preliminary results of the 1948 Census of Business. The information is based on reports submitted by business establishments for that Census. The figures shown are preliminary, and are subject to revision in the final Census publications, but the changes are expected to be relatively minor with respect to coverage. The final Census figures will be issued in a series of Business Census bulletins which will show additional detailed kind-of-business information for all places where there are a sufficient number of establishments.

The 1948 Census of Business was taken under the provision of the Act of June 19, 1948, which provides that the Business Census be taken for 1948 and for each fifth year thereafter. Previous Business Censuses were taken for the years 1929, 1933, 1935, and 1939.

Scope of the Census.—The 1948 Census of Business covered all establishments in the following trades, as defined by the Standard Industrial Classification Manual, May 1949 issue, of the Executive Office of the President: all retail trades; all wholesale trades; all service trades in the following four groups—personal services, business services, automobile repairs and services, and miscellaneous repair services; hotels; tourist courts and camps; and amusements, including motion picture theaters. Some important services not covered are radio broadcasting and television, medical and health, legal, educational, nonprofit, accounting, and domestic services.

This coverage is similar to that of the 1939 Business Census. However, "custom trades" and "services incidental to transportation," which are no longer included in the standard classification of the service trades, are not covered by the 1948 Census. In a number of localities, these exclusions as well as other changes in the standard classification may have a considerable effect in comparing

1948 with 1939 data, particularly with respect to establishment count.

Establishment definition.—For Census purposes, a business establishment is defined to include only enterprises conducted from a recognizable place of business, provided that the annual sales were in excess of \$5,000 for a wholesale trade establishment and \$500 for establishments in other trades. A detailed analysis of coverage will be provided in future Census of Business publications.

"Number of establishments" is the number of separate business locations, rather than the number of business companies or organizations, since the Census figures represent information reported separately for each business location or establishment. The establishment count reflects the number of places in business at the end of 1948 excluding administrative and executive offices of multiunit organizations, and "chain store" warehouses.

Sales and receipts.—"1948 sales and receipts" represents sales of merchandise and receipts from repairs and other services to customers. The figures reflect deductions for returned goods and allowances, but not for trade-in allowances; they exclude sales and excise taxes collected from customers and paid directly to any taxing agency.

Proprietors.—"Active proprietors..." represents owners and partners of unincorporated businesses who devoted the major portion of their time to the business in November 1948.

Employment.—"Number of paid employees..." represents all employees on the pay roll for the pay period ending nearest November 15, 1948. "Full workweek" employees, whether regular or seasonal, are those who in the November 15 pay period were paid for working at least the number of hours typically worked in a week by employees of the reporting establishment.

1948 CENSUS OF BUSINESS

RETAIL, WHOLESALE, SERVICE TRADES

U. S. DEPARTMENT OF COMMERCE
BUREAU OF THE CENSUS

PRELIMINARY

For Release May 15, 1950

Release Series BC-1P-41-043

HUMPHREYS COUNTY, TENN.

Retail and service establishments located in Humphreys County, Tennessee, showed a substantial expansion in dollar volume of trade from 1939 to 1948 according to preliminary figures from the 1948 Census of Business released today by the Bureau of the Census, U. S. Department of Commerce.

Retail sales in the county during 1948 aggregated \$4.6 million, an increase of 254 percent over the \$1.3 million in 1939, when the preceding Census of Business was taken. The service trades included in the Census of Business recorded receipts totaling \$112,000 in 1948 compared with \$53,000 in 1939.

Employment in the county also rose over the 9-year period between 1939 and 1948 for the above trades. Establishments in these trades reported a combined total of 278 paid employees for the workweek ended nearest November 15, 1948. This compared with a total of 146 employees reported for the week of November 15, 1939.

These preliminary figures have been derived from a Census report on Humphreys County, Tennessee. Final figures, superseding the preliminary data for Humphreys County, will be included in a Bulletin for the State of Tennessee to be issued in several months. Similar data will be made available this year in preliminary and final form for each of the counties and States. A single copy of the preliminary release for Humphreys County as well as an order blank for other area releases may be obtained by writing to the Bureau of the Census, Washington 25, D. C.

Table 1.—CENSUS OF BUSINESS PRELIMINARY RESULTS FOR 1948, BY TRADE GROUP

HUMPHREYS COUNTY, TENN.

Trade group and kind of business	Number of establishments	1948 sales and receipts (Thousand dollars)	Active proprietors of unincorporated businesses Nov. 1948	Paid employees, workweek ended nearest Nov. 15, 1948	
				Total employees ¹	Full workweek employees
RETAIL TRADE, total.....	129	4,570	133	264	202
Food group.....	37	1,227	41	34	19
Eating and drinking places.....	20	300	18	51	41
Gasoline service stations.....	14	333	17	17	12
All other retail stores.....	58	2,710	57	162	130
SELECTED SERVICE TRADES ^{2/}	17	112	19	14	10

^{1/} Includes employees paid for less than the full workweek.

^{2/} See General Description on last page for changes from the 1939 Census of Business in the coverage of Service Trades.

GENERAL DESCRIPTION OF PRELIMINARY RELEASES FOR THE 1948 CENSUS OF BUSINESS

This series of releases, of which one is planned for each county in the United States, presents preliminary results of the 1948 Census of Business. The information is based on reports submitted by business establishments for that Census. The figures shown are preliminary, and are subject to revision in the final Census publications, but the changes are expected to be relatively minor with respect to coverage. The final Census figures will be issued in a series of Business Census bulletins which will show additional detailed kind-of-business information for all places where there are a sufficient number of establishments.

The 1948 Census of Business was taken under the provision of the Act of June 19, 1948, which provides that the Business Census be taken for 1948 and for each fifth year thereafter. Previous Business Censuses were taken for the years 1929, 1933, 1935, and 1939.

Scope of the Census.—The 1948 Census of Business covered all establishments in the following trades, as defined by the Standard Industrial Classification Manual, May 1949 issue, of the Executive Office of the President: all retail trades; all wholesale trades; all service trades in the following four groups—personal services, business services, automobile repairs and services, and miscellaneous repair services; hotels; tourist courts and camps; and amusements, including motion picture theaters. Some important services not covered are radio broadcasting and television, medical and health, legal, educational, nonprofit, accounting, and domestic services.

This coverage is similar to that of the 1939 Business Census. However, "custom trades" and "services incidental to transportation," which are no longer included in the standard classification of the service trades, are not covered by the 1948 Census. In a number of localities, these exclusions as well as other changes in the standard classification may have a considerable effect in comparing

1948 with 1939 data, particularly with respect to establishment count.

Establishment definition.—For Census purposes, a business establishment is defined to include only enterprises conducted from a recognizable place of business, provided that the annual sales were in excess of \$5,000 for a wholesale trade establishment and \$500 for establishments in other trades. A detailed analysis of coverage will be provided in future Census of Business publications.

"Number of establishments" is the number of separate business locations, rather than the number of business companies or organizations, since the Census figures represent information reported separately for each business location or establishment. The establishment count reflects the number of places in business at the end of 1948 excluding administrative and executive offices of multiunit organizations, and "chain store" warehouses.

Sales and receipts.—"1948 sales and receipts" represents sales of merchandise and receipts from repairs and other services to customers. The figures reflect deductions for returned goods and allowances, but not for trade-in allowances; they exclude sales and excise taxes collected from customers and paid directly to any taxing agency.

Proprietors.—"Active proprietors..." represents owners and partners of unincorporated businesses who devoted the major portion of their time to the business in November 1948.

Employment.—"Number of paid employees..." represents all employees on the pay roll for the pay period ending nearest November 15, 1948. "Full workweek" employees, whether regular or seasonal, are those who in the November 15 pay period were paid for working at least the number of hours typically worked in a week by employees of the reporting establishment.

1948 CENSUS OF BUSINESS

RETAIL, WHOLESALE, SERVICE TRADES

U. S. DEPARTMENT OF COMMERCE
BUREAU OF THE CENSUS

PRELIMINARY

For Release April 13, 1950

Release Series BC-1P-41-044

JACKSON COUNTY, TENN.

Retail and service establishments located in Jackson County, Tennessee, showed an expansion in dollar volume of trade from 1939 to 1948 according to preliminary figures from the 1948 Census of Business released today by the Bureau of the Census, U. S. Department of Commerce.

Retail sales in the county during 1948 aggregated \$2.0 million, an increase of 100 percent over the \$1.0 million in 1939, when the preceding Census of Business was taken. The service trades included in the Census of Business recorded receipts totaling \$69,000 in 1948 compared with \$18,000 in 1939.

Employment in the county also rose over the 9-year period between 1939 and 1948 for the above trades. Establishments in these trades reported a combined total of 101 paid employees for the workweek ended nearest November 15, 1948. This compared with a total of 51 employees reported for the week of November 15, 1939.

These preliminary figures have been derived from a Census report on Jackson County, Tennessee. Final figures, superseding the preliminary data for Jackson County, will be included in a Bulletin for the State of Tennessee to be issued in several months. Similar data will be made available this year in preliminary and final form for each of the counties and States. A single copy of the preliminary release for Jackson County as well as an order blank for other area releases may be obtained by writing to the Bureau of the Census, Washington 25, D. C.

Table 1.—CENSUS OF BUSINESS PRELIMINARY RESULTS FOR 1948, BY TRADE GROUP
JACKSON COUNTY, TENN.

Trade group and kind of business	Number of establishments	1948 sales and receipts (Thousand dollars)	Active proprietors of unincorporated businesses Nov. 1948	Paid employees, workweek ended nearest Nov. 15, 1948	
				Total employees ¹	Full workweek employees
RETAIL TRADE, total.....	76	1,977	86	89	72
Food group.....	27	324	29	8	4
Gasoline service stations.....	5	54	5	1	1
All other retail stores.....	44	1,599	52	80	67
SELECTED SERVICE TRADES ² /.....	11	69	13	12	12

¹/ Includes employees paid for less than the full workweek.

²/ See General Description on last page for changes from the 1939 Census of Business in the coverage of Service Trades.

GENERAL DESCRIPTION OF PRELIMINARY RELEASES FOR THE 1948 CENSUS OF BUSINESS

This series of releases, of which one is planned for each county in the United States, presents preliminary results of the 1948 Census of Business. The information is based on reports submitted by business establishments for that Census. The figures shown are preliminary, and are subject to revision in the final Census publications, but the changes are expected to be relatively minor with respect to coverage. The final Census figures will be issued in a series of Business Census bulletins which will show additional detailed kind-of-business information for all places where there are a sufficient number of establishments.

The 1948 Census of Business was taken under the provision of the Act of June 19, 1948, which provides that the Business Census be taken for 1948 and for each fifth year thereafter. Previous Business Censuses were taken for the years 1929, 1933, 1935, and 1939.

Scope of the Census.—The 1948 Census of Business covered all establishments in the following trades, as defined by the Standard Industrial Classification Manual, May 1949 issue, of the Executive Office of the President: all retail trades; all wholesale trades; all service trades in the following four groups—personal services, business services, automobile repairs and services, and miscellaneous repair services; hotels; tourist courts and camps; and amusements, including motion picture theaters. Some important services not covered are radio broadcasting and television, medical and health, legal, educational, nonprofit, accounting, and domestic services.

This coverage is similar to that of the 1939 Business Census. However, "custom trades" and "services incidental to transportation," which are no longer included in the standard classification of the service trades, are not covered by the 1948 Census. In a number of localities, these exclusions as well as other changes in the standard classification may have a considerable effect in comparing

1948 with 1939 data, particularly with respect to establishment count.

Establishment definition.—For Census purposes, a business establishment is defined to include only enterprises conducted from a recognizable place of business, provided that the annual sales were in excess of \$5,000 for a wholesale trade establishment and \$500 for establishments in other trades. A detailed analysis of coverage will be provided in future Census of Business publications.

"Number of establishments" is the number of separate business locations, rather than the number of business companies or organizations, since the Census figures represent information reported separately for each business location or establishment. The establishment count reflects the number of places in business at the end of 1948 excluding administrative and executive offices of multiunit organizations, and "chain store" warehouses.

Sales and receipts.—"1948 sales and receipts" represents sales of merchandise and receipts from repairs and other services to customers. The figures reflect deductions for returned goods and allowances, but not for trade-in allowances; they exclude sales and excise taxes collected from customers and paid directly to any taxing agency.

Proprietors.—"Active proprietors..." represents owners and partners of unincorporated businesses who devoted the major portion of their time to the business in November 1948.

Employment.—"Number of paid employees..." represents all employees on the pay roll for the pay period ending nearest November 15, 1948. "Full workweek" employees, whether regular or seasonal, are those who in the November 15 pay period were paid for working at least the number of hours typically worked in a week by employees of the reporting establishment.

1948 CENSUS OF BUSINESS

RETAIL, WHOLESALE, SERVICE TRADES

U. S. DEPARTMENT OF COMMERCE
BUREAU OF THE CENSUS

PRELIMINARY

For Release April 17, 1950

Release Series BC-1P-41-045

JEFFERSON COUNTY, TENN.

Retail and service establishments located in Jefferson County, Tennessee, showed a substantial expansion in dollar volume of trade from 1939 to 1948 according to preliminary figures from the 1948 Census of Business released today by the Bureau of the Census, U. S. Department of Commerce.

Retail sales in the county during 1948 aggregated \$6.9 million, an increase of 306 percent over the \$1.7 million in 1939, when the preceding Census of Business was taken. The service trades included in the Census of Business recorded receipts totaling \$186,000 in 1948 compared with \$80,000 in 1939.

Employment in the county also rose over the 9-year period between 1939 and 1948 for the above trades. Establishments in these trades reported a combined total of 325 paid employees for the workweek ended nearest November 15, 1948. This compared with a total of 172 employees reported for the week of November 15, 1939.

These preliminary figures have been derived from a Census report on Jefferson County, Tennessee, which also includes data for Jefferson City. Final figures, superseding the preliminary data for Jefferson County, will be included in a Bulletin for the State of Tennessee to be issued in several months. Similar data will be made available this year in preliminary and final form for each of the counties and States. A single copy of the preliminary release for Jefferson County as well as an order blank for other area releases may be obtained by writing to the Bureau of the Census, Washington 25, D. C.

Table 1.—CENSUS OF BUSINESS PRELIMINARY RESULTS FOR 1948, BY TRADE GROUP

JEFFERSON COUNTY, TENN.

Trade group and kind of business	Number of establishments	1948 sales and receipts (Thousand dollars)	Active proprietors of unincorporated businesses Nov. 1948	Paid employees, workweek ended nearest Nov. 15, 1948	
				Total employees ¹	Full workweek employees
RETAIL TRADE, total.....	176	6,861	170	296	233
Food group.....	65	1,917	62	67	46
Eating and drinking places.....	21	267	23	42	31
General merchandise grp, general stores.....	19	811	16	31	21
Furniture-home furnishings-appliance grp.....	7	293	7	13	12
Automotive group.....	11	1,778	13	49	47
Gasoline service stations.....	24	393	23	25	22
Lumber-building-hardware group.....	11	755	9	33	28
Drug and proprietary stores.....	5	250	6	19	12
All other retail stores.....	13	397	11	17	14
SELECTED SERVICE TRADES, ² /total.....	32	186	33	29	28
Personal services.....	25	156	26	28	27
All other service trades.....	7	30	7	1	1

¹/ Includes employees paid for less than the full workweek.

²/ See General Description on last page for changes from the 1939 Census of Business in the coverage of Service Trades.

Table 2.—CENSUS OF BUSINESS PRELIMINARY RESULTS FOR 1948 FOR CITIES OF 2,500 INHABITANTS OR MORE
JEFFERSON COUNTY, TENN.

(Data omitted for trade groups where necessary to avoid disclosure)

City and trade group ¹	Number of establishments	1948 sales and receipts (Thousand dollars)	Active proprietors of unincorporated businesses Nov. 1948	Paid employees, workweek ended nearest Nov. 15, 1948	
				Total employees ²	Full workweek employees
Jefferson City:					
Retail trade.....	54	2,826	51	151	124
Selected service trades....	12	115	14	20	19
Remainder of county:					
Retail trade.....	122	4,035	119	145	109
Selected service trades....	20	71	19	9	9

1/ See General Description on this page for changes from the 1939 Census of Business in the coverage of Service Trades.

2/ Includes employees paid for less than the full workweek.

GENERAL DESCRIPTION OF PRELIMINARY RELEASES FOR THE 1948 CENSUS OF BUSINESS

This series of releases, of which one is planned for each county in the United States, presents preliminary results of the 1948 Census of Business. The information is based on reports submitted by business establishments for that Census. The figures shown are preliminary, and are subject to revision in the final Census publications, but the changes are expected to be relatively minor with respect to coverage. The final Census figures will be issued in a series of Business Census bulletins which will show additional detailed kind-of-business information for all places where there are a sufficient number of establishments.

The 1948 Census of Business was taken under the provision of the Act of June 19, 1948, which provides that the Business Census be taken for 1948 and for each fifth year thereafter. Previous Business Censuses were taken for the years 1929, 1933, 1935, and 1939.

Scope of the Census.—The 1948 Census of Business covered all establishments in the following trades, as defined by the Standard Industrial Classification Manual, May 1949 issue, of the Executive Office of the President: all retail trades; all wholesale trades; all service trades in the following four groups—personal services, business services, automobile repairs and services, and miscellaneous repair services; hotels; tourist courts and camps; and amusements, including motion picture theaters. Some important services not covered are radio broadcasting and television, medical and health, legal, educational, nonprofit, accounting, and domestic services.

This coverage is similar to that of the 1939 Business Census. However, "custom trades" and "services incidental to transportation," which are no longer included in the standard classification of the service trades, are not covered by the 1948 Census. In a number of localities, these exclusions as well as

other changes in the standard classification may have a considerable effect in comparing 1948 with 1939 data, particularly with respect to establishment count.

Establishment definition.—For Census purposes, a business establishment is defined to include only enterprises conducted from a recognizable place of business, provided that the annual sales were in excess of \$5,000 for a wholesale trade establishment and \$500 for establishments in other trades. A detailed analysis of coverage will be provided in future Censuses of Business publications.

"Number of establishments" is the number of separate business locations, rather than the number of business companies or organizations, since the Census figures represent information reported separately for each business location or establishment. The establishment count reflects the number of places in business at the end of 1948 excluding administrative and executive offices of multiunit organizations, and "chain store" warehouses.

Sales and receipts.—"1948 sales and receipts" represents sales of merchandise and receipts from repairs and other services to customers. The figures reflect deductions for returned goods and allowances, but not for trade-in allowances; they exclude sales and excise taxes collected from customers and paid directly to any taxing agency.

Proprietors.—"Active proprietors..." represents owners and partners of unincorporated businesses who devoted the major portion of their time to the business in November 1948.

Employment.—"Number of paid employees..." represents all employees on the pay roll for the pay period ending nearest November 15, 1948. "Full workweek" employees, whether regular or seasonal, are those who in the November 15 pay period were paid for working at least the number of hours typically worked in a week by employees of the reporting establishment.

1948 CENSUS OF BUSINESS

RETAIL, WHOLESALE, SERVICE TRADES

U. S. DEPARTMENT OF COMMERCE
BUREAU OF THE CENSUS

PRELIMINARY

For Release April 13, 1950

Release Series BC-1P-41-046

JOHNSON COUNTY, TENN.

Retail and service establishments located in Johnson County, Tennessee, showed a substantial expansion in dollar volume of trade from 1939 to 1948 according to preliminary figures from the 1948 Census of Business released today by the Bureau of the Census, U. S. Department of Commerce.

Retail sales in the county during 1948 aggregated \$3.1 million, an increase of 343 percent over the \$0.7 million in 1939, when the preceding Census of Business was taken. The service trades included in the Census of Business recorded receipts totaling \$109,000 in 1948 compared with \$30,000 in 1939.

Employment in the county also rose over the 9-year period between 1939 and 1948 for the above trades. Establishments in these trades reported a combined total of 142 paid employees for the workweek ended nearest November 15, 1948. This compared with a total of 84 employees reported for the week of November 15, 1939.

These preliminary figures have been derived from a Census report on Johnson County, Tennessee. Final figures, superseding the preliminary data for Johnson County, will be included in a Bulletin for the State of Tennessee to be issued in several months. Similar data will be made available this year in preliminary and final form for each of the counties and States. A single copy of the preliminary release for Johnson County as well as an order blank for other area releases may be obtained by writing to the Bureau of the Census, Washington 25, D. C.

Table 1.—CENSUS OF BUSINESS PRELIMINARY RESULTS FOR 1948, BY TRADE GROUP

JOHNSON COUNTY, TENN.

Trade group and kind of business	Number of establishments	1948 sales and receipts (Thousand dollars)	Active proprietors of unincorporated businesses Nov. 1948	Paid employees, workweek ended nearest Nov. 15, 1948	
				Total employees ¹	Full workweek employees
RETAIL TRADE, total.....	122	3,075	121	123	94
Food group.....	66	731	64	6	5
Eating and drinking places.....	9	80	9	18	13
Gasoline service stations.....	11	290	11	9	7
All other retail stores.....	36	1,974	37	90	69
SELECTED SERVICE TRADES ^{2/}	16	109	15	19	16

^{1/} Includes employees paid for less than the full workweek.

^{2/} See General Description on last page for changes from the 1939 Census of Business in the coverage of Service Trades.

GENERAL DESCRIPTION OF PRELIMINARY RELEASES FOR THE 1948 CENSUS OF BUSINESS

This series of releases, of which one is planned for each county in the United States, presents preliminary results of the 1948 Census of Business. The information is based on reports submitted by business establishments for that Census. The figures shown are preliminary, and are subject to revision in the final Census publications, but the changes are expected to be relatively minor with respect to coverage. The final Census figures will be issued in a series of Business Census bulletins which will show additional detailed kind-of-business information for all places where there are a sufficient number of establishments.

The 1948 Census of Business was taken under the provision of the Act of June 19, 1948, which provides that the Business Census be taken for 1948 and for each fifth year thereafter. Previous Business Censuses were taken for the years 1929, 1933, 1935, and 1939.

Scope of the Census.—The 1948 Census of Business covered all establishments in the following trades, as defined by the Standard Industrial Classification Manual, May 1949 issue, of the Executive Office of the President: all retail trades; all wholesale trades; all service trades in the following four groups—personal services, business services, automobile repairs and services, and miscellaneous repair services; hotels; tourist courts and camps; and amusements, including motion picture theaters. Some important services not covered are radio broadcasting and television, medical and health, legal, educational, nonprofit, accounting, and domestic services.

This coverage is similar to that of the 1939 Business Census. However, "custom trades" and "services incidental to transportation," which are no longer included in the standard classification of the service trades, are not covered by the 1948 Census. In a number of localities, these exclusions as well as other changes in the standard classification may have a considerable effect in comparing

1948 with 1939 data, particularly with respect to establishment count.

Establishment definition.—For Census purposes, a business establishment is defined to include only enterprises conducted from a recognizable place of business, provided that the annual sales were in excess of \$5,000 for a wholesale trade establishment and \$500 for establishments in other trades. A detailed analysis of coverage will be provided in future Census of Business publications.

"Number of establishments" is the number of separate business locations, rather than the number of business companies or organizations, since the Census figures represent information reported separately for each business location or establishment. The establishment count reflects the number of places in business at the end of 1948 excluding administrative and executive offices of multiunit organizations, and "chain store" warehouses.

Sales and receipts.—"1948 sales and receipts" represents sales of merchandise and receipts from repairs and other services to customers. The figures reflect deductions for returned goods and allowances, but not for trade-in allowances; they exclude sales and excise taxes collected from customers and paid directly to any taxing agency.

Proprietors.—"Active proprietors..." represents owners and partners of unincorporated businesses who devoted the major portion of their time to the business in November 1948.

Employment.—"Number of paid employees..." represents all employees on the pay roll for the pay period ending nearest November 15, 1948. "Full workweek" employees, whether regular or seasonal, are those who in the November 15 pay period were paid for working at least the number of hours typically worked in a week by employees of the reporting establishment.

1948 CENSUS OF BUSINESS

RETAIL, WHOLESALE, SERVICE TRADES

U. S. DEPARTMENT OF COMMERCE
BUREAU OF THE CENSUS

PRELIMINARY

For Release May 22, 1950

Release Series BC-1P-41-047

KNOX COUNTY, TENN.

Retail, wholesale, and service establishments located in Knox County, Tennessee, showed a substantial expansion in dollar volume of trade from 1939 to 1948 according to preliminary figures from the 1948 Census of Business released today by the Bureau of the Census, U. S. Department of Commerce.

Retail sales in the county during 1948 aggregated \$192.8 million, an increase of 242 percent over the \$56.4 million sales in 1939, when the preceding Census of Business was taken. Wholesale sales volume in the county showed a 298 percent rise over the same period, reaching a total of \$268.4 million in 1948 as compared with \$67.5 million in 1939. The service trades included in the Census of Business reported receipts totaling \$19.5 million in 1948 compared with \$4.1 million in 1939.

Employment in the county also rose over the 9-year period between 1939 and 1948 for the trades covered by the Census of Business. Retail trade establishments reported 12,214 paid employees for the workweek ended nearest November 15, 1948. Of these, 10,201 worked the full week, and the remainder part of the week. The comparable total and full workweek figures for 1939 were 8,210 and 6,618. Wholesale trade establishments reported a total of 4,578 full- and part-week employees for the week of November 15, 1948, compared with 2,358 for the same week in 1939. For the selected service trades, November 15, 1948, paid employees numbered 2,962; the comparable figure for 1939, adjusted for change in scope between the two Censuses, was 1,867.

These preliminary figures have been derived from a Census report on Knox County, Tennessee. The report also contains data for the city of Knoxville.

Final figures, superseding the preliminary data for Knox County, will be included in a Bulletin for the State of Tennessee to be issued in several months. Similar data will be made available this year in preliminary and final form for each of the counties and States. A single copy of the preliminary release for Knox County as well as an order blank for other area releases may be obtained by writing to the Bureau of the Census, Washington 25, D. C.

91685

Table 1.—CENSUS OF BUSINESS PRELIMINARY RESULTS FOR 1948, BY TRADE GROUP
KNOX COUNTY, TENN.

Trade group and kind of business	Number of establishments	1948 sales and receipts (Thousand dollars)	Active proprietors of unincorporated businesses Nov. 1948	Paid employees, workweek ended nearest Nov. 15, 1948	
				Total employees ¹	Full workweek employees
RETAIL TRADE, total.....	2,216	192,786	2,021	12,214	10,201
Food group.....	783	40,327	790	1,448	1,019
Eating and drinking places.....	412	12,310	387	1,935	1,635
General merchandise grp, general stores	67	35,190	38	3,285	2,665
Apparel group.....	115	13,198	60	816	622
Furniture-home furnishgs-appliance grp	108	14,207	91	823	724
Automotive group.....	107	30,321	97	862	828
Gasoline service stations.....	231	10,674	233	623	544
Lumber-building-hardware group.....	100	13,653	82	804	727
Drug and proprietary stores.....	57	5,997	52	552	493
All other retail stores.....	236	16,909	191	1,066	944
WHOLESALE TRADE, total.....	345	268,426	191	4,578	x
Merchant wholesalers, total.....	245	145,512	156	3,299	x
Groceries, foods.....	73	35,153	77	811	x
Dry goods, apparel.....	10	6,730	7	124	x
Hardware, elec'l, plum'g and heating.	22	30,869	5	690	x
Mach'y, equip't, industrial supplies.	52	18,895	28	645	x
Automotive parts, accessories.....	22	5,568	13	264	x
All other merchant wholesalers.....	66	48,297	26	765	x
Manufact'rs' sales branches, offices..	52	53,828	4	851	x
Petroleum bulk plants, terminals.....	14	16,915	7	184	x
Agents, brokers (merchandise).....	34	52,171	24	244	x
SELECTED SERVICE TRADES, ² /total.....	641	19,470	611	2,962	2,756
Personal services.....	374	7,752	355	2,029	1,870
Business services.....	36	1,432	25	178	168
Automotive repairs and services.....	142	8,095	142	473	446
Other repair services.....	89	2,191	89	282	272
HOTELS.....	20	2,558	13	720	677
TOURIST COURTS AND CAMPS.....	38	307	38	34	22
AMUSEMENTS.....	95	2,899	65	431	x

x Not available.

1/ Includes employees paid for less than the full workweek.

2/ See General Description on last page for changes from the 1939 Census of Business in the coverage of Service Trades.

Table 2.—CENSUS OF BUSINESS PRELIMINARY RESULTS FOR 1948 FOR CITIES OF 2,500 INHABITANTS OR MORE

KNOX COUNTY, TENN.

(Data omitted for trade groups where necessary to avoid disclosure)

City and trade group ¹	Number of establishments	1948 sales and receipts (Thousand dollars)	Active proprietors of unincorporated businesses Nov. 1948	Paid employees, workweek ended nearest Nov. 15, 1948	
				Total employees ²	Full workweek employees
Knoxville:					
Retail trade.....	1,675	174,122	1,451	11,340	9,498
Wholesale trade.....	332	263,819	186	4,436	x
Selected service trades....	557	18,651	522	2,836	2,643
Hotels.....	20	2,558	13	720	677
Amusements.....	77	2,614	54	370	x
Remainder of county:					
Retail trade.....	541	18,664	570	874	703
Wholesale trade.....	13	4,607	5	142	x
Selected service trades....	84	819	89	126	113
Amusements.....	18	285	11	61	x

x Not available.

1/ See General Description on this page for changes from the 1939 Census of Business in the coverage of Service Trades.

2/ Includes employees paid for less than the full workweek.

GENERAL DESCRIPTION OF PRELIMINARY RELEASES FOR THE 1948 CENSUS OF BUSINESS

This series of releases, of which one is planned for each county in the United States, presents preliminary results of the 1948 Census of Business. The information is based on reports submitted by business establishments for that Census. The figures shown are preliminary, and are subject to revision in the final Census publications, but the changes are expected to be relatively minor with respect to coverage. The final Census figures will be issued in a series of Business Census bulletins which will show additional detailed kind-of-business information for all places where there are a sufficient number of establishments.

The 1948 Census of Business was taken under the provision of the Act of June 19, 1948, which provides that the Business Census be taken for 1948 and for each fifth year thereafter. Previous Business Censuses were taken for the years 1929, 1933, 1936, and 1939.

Scope of the Census.—The 1948 Census of Business covered all establishments in the following trades, as defined by the Standard Industrial Classification Manual, May 1949 issue, of the Executive Office of the President: all retail trades; all wholesale trades; all service trades in the following four groups—personal services, business services, automobile repairs and services, and miscellaneous repair services; hotels; tourist courts and camps; and amusements, including motion picture theaters. Some important services not covered are radio broadcasting and television, medical and health, legal, educational, nonprofit, accounting, and domestic services.

This coverage is similar to that of the 1939 Business Census. However, "custom trades" and "services incidental to transportation," which are no longer included in the standard classification of the service trades, are not covered by the 1948 Census. In a number of localities, these exclusions as well as

other changes in the standard classification may have a considerable effect in comparing 1948 with 1939 data, particularly with respect to establishment count.


Establishment definition.—For Census purposes, a business establishment is defined to include only enterprises conducted from a recognizable place of business, provided that the annual sales were in excess of \$5,000 for a wholesale trade establishment and \$500 for establishments in other trades. A detailed analysis of coverage will be provided in future Census of Business publications.

"Number of establishments" is the number of separate business locations, rather than the number of business companies or organizations, since the Census figures represent information reported separately for each business location or establishment. The establishment count reflects the number of places in business at the end of 1948 excluding administrative and executive offices of multiunit organizations, and "chain store" warehouses.

Sales and receipts.—"1948 sales and receipts" represents sales of merchandise and receipts from repairs and other services to customers. The figures reflect deductions for returned goods and allowances, but not for trade-in allowances; they exclude sales and excise taxes collected from customers and paid directly to any taxing agency.

Proprietors.—"Active proprietors..." represents owners and partners of unincorporated businesses who devoted the major portion of their time to the business in November 1948.

Employment.—"Number of paid employees..." represents all employees on the pay roll for the pay period ending nearest November 15, 1948. "Full workweek" employees, whether regular or seasonal, are those who in the November 15 pay period were paid for working at least the number of hours typically worked in a week by employees of the reporting establishment.



1948 CENSUS OF BUSINESS

RETAIL, WHOLESALE, SERVICE TRADES

U. S. DEPARTMENT OF COMMERCE
BUREAU OF THE CENSUS

PRELIMINARY

For Release April 13, 1950

Release Series BC-1P-41-048

LAKE COUNTY, TENN.

Retail, wholesale, and service establishments located in Lake County, Tennessee, showed a substantial expansion in dollar volume of trade from 1939 to 1948 according to preliminary figures from the 1948 Census of Business released today by the Bureau of the Census, U. S. Department of Commerce.

Retail sales in the county during 1948 aggregated \$6.2 million, an increase of 265 percent over the \$1.7 million in 1939, when the preceding Census of Business was taken. Wholesale sales in the county reached a total of \$4.1 million in 1948 as compared with \$0.8 million in 1939. The service trades included in the Census of Business recorded receipts totaling \$173,000 in 1948 compared with \$71,000 in 1939.

Employment in the county also rose over the 9-year period between 1939 and 1948 for the above trades. Establishments in these trades reported a combined total of 404 paid employees for the workweek ended nearest November 15, 1948. This compared with a total of 325 employees reported for the week of November 15, 1939.

These preliminary figures have been derived from a Census report on Lake County, Tennessee. Final figures, superseding the preliminary data for Lake County, will be included in a Bulletin for the State of Tennessee to be issued in several months. Similar data will be made available this year in preliminary and final form for each of the counties and States. A single copy of the preliminary release for Lake County as well as an order blank for other area releases may be obtained by writing to the Bureau of the Census, Washington 25, D. C.

Table 1.—CENSUS OF BUSINESS PRELIMINARY RESULTS FOR 1948, BY TRADE GROUP

LAKE COUNTY, TENN.

Trade group and kind of business	Number of establishments	1948 sales and receipts (Thousand dollars)	Active proprietors of unincorporated businesses Nov. 1948	Paid employees, workweek ended nearest Nov. 15, 1948	
				Total employees ¹	Full workweek employees
RETAIL TRADE, total.....	155	6,161	148	300	223
Food group.....	49	1,539	49	55	34
Eating and drinking places.....	30	398	29	43	36
General merchandise grp, general stores.	9	619	9	41	24
Apparel group.....	10	313	8	28	15
Furniture-home furnishgs-appliance grp.	12	421	11	18	15
Gasoline service stations.....	12	461	10	30	27
Lumber-building-hardware group.....	12	950	11	38	35
Drug and proprietary stores.....	6	202	6	21	14
All other retail stores.....	15	1,258	15	26	23
WHOLESALE TRADE.....	13	4,126	7	71	x
SELECTED SERVICE TRADES, ² /total.....	22	173	27	33	31
Personal services.....	15	102	20	23	22
All other service trades.....	7	71	7	10	9

x Not available.

¹/ Includes employees paid for less than the full workweek.

²/ See General Description on last page for changes from the 1939 Census of Business in the coverage of Service Trades.

GENERAL DESCRIPTION OF PRELIMINARY RELEASES FOR THE 1948 CENSUS OF BUSINESS

This series of releases, of which one is planned for each county in the United States, presents preliminary results of the 1948 Census of Business. The information is based on reports submitted by business establishments for that Census. The figures shown are preliminary, and are subject to revision in the final Census publications, but the changes are expected to be relatively minor with respect to coverage. The final Census figures will be issued in a series of Business Census bulletins which will show additional detailed kind-of-business information for all places where there are a sufficient number of establishments.

The 1948 Census of Business was taken under the provision of the Act of June 19, 1948, which provides that the Business Census be taken for 1948 and for each fifth year thereafter. Previous Business Censuses were taken for the years 1929, 1933, 1935, and 1939.

Scope of the Census.—The 1948 Census of Business covered all establishments in the following trades, as defined by the Standard Industrial Classification Manual, May 1949 issue, of the Executive Office of the President: all retail trades; all wholesale trades; all service trades in the following four groups—personal services, business services, automobile repairs and services, and miscellaneous repair services; hotels; tourist courts and camps; and amusements, including motion picture theaters. Some important services not covered are radio broadcasting and television, medical and health, legal, educational, nonprofit, accounting, and domestic services.

This coverage is similar to that of the 1939 Business Census. However, "custom trades" and "services incidental to transportation," which are no longer included in the standard classification of the service trades, are not covered by the 1948 Census. In a number of localities, these exclusions as well as other changes in the standard classification may have a considerable effect in comparing

1948 with 1939 data, particularly with respect to establishment count.

Establishment definition.—For Census purposes, a business establishment is defined to include only enterprises conducted from a recognizable place of business, provided that the annual sales were in excess of \$5,000 for a wholesale trade establishment and \$500 for establishments in other trades. A detailed analysis of coverage will be provided in future Census of Business publications.

"Number of establishments" is the number of separate business locations, rather than the number of business companies or organizations, since the Census figures represent information reported separately for each business location or establishment. The establishment count reflects the number of places in business at the end of 1948 excluding administrative and executive offices of multiunit organizations, and "chain store" warehouses.

Sales and receipts.—"1948 sales and receipts" represents sales of merchandise and receipts from repairs and other services to customers. The figures reflect deductions for returned goods and allowances, but not for trade-in allowances; they exclude sales and excise taxes collected from customers and paid directly to any taxing agency.

Proprietors.—"Active proprietors..." represents owners and partners of unincorporated businesses who devoted the major portion of their time to the business in November 1948.

Employment.—"Number of paid employees..." represents all employees on the pay roll for the pay period ending nearest November 15, 1948. "Full workweek" employees, whether regular or seasonal, are those who in the November 15 pay period were paid for working at least the number of hours typically worked in a week by employees of the reporting establishment.

1948 CENSUS OF BUSINESS

RETAIL, WHOLESALE, SERVICE TRADES

U. S. DEPARTMENT OF COMMERCE
BUREAU OF THE CENSUS

PRELIMINARY

For Release April 17, 1950

Release Series BC-1P-41-049

LAUDERDALE COUNTY, TENN.

Retail, wholesale, and service establishments located in Lauderdale County, Tennessee, showed a substantial expansion in dollar volume of trade from 1939 to 1948 according to preliminary figures from the 1948 Census of Business released today by the Bureau of the Census, U. S. Department of Commerce.

Retail sales in the county during 1948 aggregated \$12.0 million, an increase of 224 percent over the \$3.7 million in 1939, when the preceding Census of Business was taken. Wholesale sales in the county reached a total of \$6.0 million in 1948 as compared with \$0.5 million in 1939. The service trades included in the Census of Business recorded receipts totaling \$354,000 in 1948 compared with \$104,000 in 1939.

Employment in the county also rose over the 9-year period between 1939 and 1948 for the above trades. Establishments in these trades reported a combined total of 981 paid employees for the workweek ended nearest November 15, 1948. This compared with a total of 629 employees reported for the week of November 15, 1939.

These preliminary figures have been derived from a Census report on Lauderdale County, Tennessee, which also includes data for the city of Ripley. Final figures, superseding the preliminary data for Lauderdale County, will be included in a Bulletin for the State of Tennessee to be issued in several months. Similar data will be made available this year in preliminary and final form for each of the counties and States. A single copy of the preliminary release for Lauderdale County as well as an order blank for other area releases may be obtained by writing to the Bureau of the Census, Washington 25, D. C.

Table 1.—CENSUS OF BUSINESS PRELIMINARY RESULTS FOR 1948, BY TRADE GROUP

LAUDERDALE COUNTY, TENN.

Trade group and kind of business	Number of establishments	1948 sales and receipts (Thousand dollars)	Active proprietors of unincorporated businesses Nov. 1948	Paid employees, workweek ended nearest Nov. 15, 1948	
				Total employees ¹	Full workweek employees
RETAIL TRADE, total.....	279	12,005	296	764	531
Food group.....	104	3,203	108	106	71
Eating and drinking places.....	47	524	51	84	58
General merchandise grp, general stores	32	1,750	30	199	95
Apparel group.....	11	459	11	53	20
Furniture-home furnishgs-appliance grp	13	526	15	22	19
Automotive group.....	11	1,940	14	95	94
Gasoline service stations.....	20	670	22	40	33
Lumber-building-hardware group.....	16	2,072	20	95	94
Drug and proprietary stores.....	10	450	12	47	29
All other retail stores.....	15	411	13	23	18
WHOLESALE TRADE, total.....	29	5,985	12	132	x
Merchant wholesalers.....	7	1,201	6	26	x
Other types of wholesale.....	22	4,784	6	106	x
SELECTED SERVICE TRADES, ² /total.....	52	354	55	85	81
Personal services.....	34	287	36	79	75
All other service trades.....	18	67	19	6	6
AMUSEMENTS.....	10	140	5	29	x

x Not available.

¹/ Includes employees paid for less than the full workweek.

²/ See General Description on last page for changes from the 1939 Census of Business in the coverage of Service Trades.

Table 2.—CENSUS OF BUSINESS PRELIMINARY RESULTS FOR 1948 FOR CITIES OF 2,500 INHABITANTS OR MORE
LAUDERDALE COUNTY, TENN.

(Data omitted for trade groups where necessary to avoid disclosure)

City and trade group ¹	Number of establishments	1948 sales and receipts (Thousand dollars)	Active proprietors of unincorporated businesses Nov. 1948	Paid employees, workweek ended nearest Nov. 15, 1948	
				Total employees ²	Full workweek employees
Ripley:					
Retail trade.....	100	7,079	109	509	378
Selected service trades....	24	194	25	54	51
Remainder of county:					
Retail trade.....	179	4,926	187	255	153
Selected service trades....	28	160	30	31	30

1/ See General Description on this page for changes from the 1939 Census of Business in the coverage of Service Trades.

2/ Includes employees paid for less than the full workweek.

GENERAL DESCRIPTION OF PRELIMINARY RELEASES FOR THE 1948 CENSUS OF BUSINESS

This series of releases, of which one is planned for each county in the United States, presents preliminary results of the 1948 Census of Business. The information is based on reports submitted by business establishments for that Census. The figures shown are preliminary, and are subject to revision in the final Census publications, but the changes are expected to be relatively minor with respect to coverage. The final Census figures will be issued in a series of Business Census bulletins which will show additional detailed kind-of-business information for all places where there are a sufficient number of establishments.

The 1948 Census of Business was taken under the provision of the Act of June 19, 1948, which provides that the Business Census be taken for 1948 and for each fifth year thereafter. Previous Business Censuses were taken for the years 1929, 1933, 1935, and 1939.

Scope of the Census.—The 1948 Census of Business covered all establishments in the following trades, as defined by the Standard Industrial Classification Manual, May 1949 issue, of the Executive Office of the President: all retail trades; all wholesale trades; all service trades in the following four groups—personal services, business services, automobile repairs and services, and miscellaneous repair services; hotels; tourist courts and camps; and amusements, including motion picture theaters. Some important services not covered are radio broadcasting and television, medical and health, legal, educational, nonprofit, accounting, and domestic services.

This coverage is similar to that of the 1939 Business Census. However, "custom trades" and "services incidental to transportation," which are no longer included in the standard classification of the service trades, are not covered by the 1948 Census. In a number of localities, these exclusions as well as other changes in the standard classification may have

a considerable effect in comparing 1948 with 1939 data, particularly with respect to establishment count.

Establishment definition.—For Census purposes, a business establishment is defined to include only enterprises conducted from a recognizable place of business, provided that the annual sales were in excess of \$5,000 for a wholesale trade establishment and \$500 for establishments in other trades. A detailed analysis of coverage will be provided in future Census of Business publications.

"Number of establishments" is the number of separate business locations, rather than the number of business companies or organizations, since the Census figures represent information reported separately for each business location or establishment. The establishment count reflects the number of places in business at the end of 1948 excluding administrative and executive offices of multiunit organizations, and "chain store" warehouses.

Sales and receipts.—"1948 sales and receipts" represents sales of merchandise and receipts from repairs and other services to customers. The figures reflect deductions for returned goods and allowances, but not for trade-in allowances; they exclude sales and excise taxes collected from customers and paid directly to any taxing agency.

Proprietors.—"Active proprietors..." represents owners and partners of unincorporated businesses who devoted the major portion of their time to the business in November 1948.

Employment.—"Number of paid employees..." represents all employees on the pay roll for the pay period ending nearest November 15, 1948. "Full workweek" employees, whether regular or seasonal, are those who in the November 15 pay period were paid for working at least the number of hours typically worked in a week by employees of the reporting establishment.

1948 CENSUS OF BUSINESS

U. S. DEPARTMENT OF COMMERCE
BUREAU OF THE CENSUS

RETAIL, WHOLESALE, SERVICE TRADES

PRELIMINARY

For Release April 17, 1950

Release Series BC-1P-41-050

LAWRENCE COUNTY, TENN.

Retail, wholesale, and service establishments located in Lawrence County, Tennessee, showed a substantial expansion in dollar volume of trade from 1939 to 1948 according to preliminary figures from the 1948 Census of Business released today by the Bureau of the Census, U. S. Department of Commerce.

Retail sales in the county during 1948 aggregated \$13.0 million, an increase of 242 percent over the \$3.8 million in 1939, when the preceding Census of Business was taken. Wholesale sales in the county reached a total of \$6.0 million in 1948 as compared with \$0.4 million in 1939. The service trades included in the Census of Business recorded receipts totaling \$628,000 in 1948 compared with \$139,000 in 1939.

Employment in the county also rose over the 9-year period between 1939 and 1948 for the above trades. Establishments in these trades reported a combined total of 885 paid employees for the workweek ended nearest November 15, 1948. This compared with a total of 389 employees reported for the week of November 15, 1939.

These preliminary figures have been derived from a Census report on Lawrence County, Tennessee, which also includes data for the city of Lawrenceburg. Final figures, superseding the preliminary data for Lawrence County, will be included in a Bulletin for the State of Tennessee to be issued in several months. Similar data will be made available this year in preliminary and final form for each of the counties and States. A single copy of the preliminary release for Lawrence County as well as an order blank for other area releases may be obtained by writing to the Bureau of the Census, Washington 25, D. C.

Table 1.—CENSUS OF BUSINESS PRELIMINARY RESULTS FOR 1948, BY TRADE GROUP

LAWRENCE COUNTY, TENN.

Trade group and kind of business	Number of establishments	1948 sales and receipts (Thousand dollars)	Active proprietors of unincorporated businesses Nov. 1948	Paid employees, workweek ended nearest Nov. 15, 1948	
				Total employees ¹	Full workweek employees
RETAIL TRADE, total.....	346	13,025	347	656	536
Food group.....	143	2,714	145	76	60
Eating and drinking places.....	29	460	30	66	54
General merchandise grp, general stores	34	1,386	26	107	67
Apparel group.....	17	788	13	69	48
Furniture-home furnishings-appliance grp	21	1,111	24	41	39
Automotive group.....	24	2,415	26	90	80
Gasoline service stations.....	35	755	33	46	41
Lumber-building-hardware group.....	14	2,151	17	88	81
Drug and proprietary stores.....	8	241	8	19	15
All other retail stores.....	21	1,004	25	54	51
WHOLESALE TRADE.....	27	5,999	22	105	x
SELECTED SERVICE TRADES, ² /total.....	93	628	102	124	105
Personal services.....	37	302	38	84	73
All other service trades.....	56	326	64	40	32

x Not available.

¹/ Includes employees paid for less than the full workweek.

²/ See General Description on last page for changes from the 1939 Census of Business in the coverage of Service Trades.

Table 2.—CENSUS OF BUSINESS PRELIMINARY RESULTS FOR 1948 FOR CITIES OF 2,500 INHABITANTS OR MORE
LAWRENCE COUNTY, TENN.

(Data omitted for trade groups where necessary to avoid disclosure)

City and trade group ¹	Number of establishments	1948 sales and receipts (Thousand dollars)	Active proprietors of unincorporated businesses Nov. 1948	Paid employees, workweek ended nearest Nov. 15, 1948	
				Total employees ²	Full workweek employees
Lawrenceburg:					
Retail trade.....	159	9,938	165	556	453
Selected service trades....	61	529	66	116	98
Remainder of county:					
Retail trade.....	187	3,087	182	100	83
Selected service trades....	32	99	36	8	7

1/ See General Description on this page for changes from the 1939 Census of Business in the coverage of Service Trades.

2/ Includes employees paid for less than the full workweek.

GENERAL DESCRIPTION OF PRELIMINARY RELEASES FOR THE 1948 CENSUS OF BUSINESS

This series of releases, of which one is planned for each county in the United States, presents preliminary results of the 1948 Census of Business. The information is based on reports submitted by business establishments for that Census. The figures shown are preliminary, and are subject to revision in the final Census publications, but the changes are expected to be relatively minor with respect to coverage. The final Census figures will be issued in a series of Business Census bulletins which will show additional detailed kind-of-business information for all places where there are a sufficient number of establishments.

The 1948 Census of Business was taken under the provision of the Act of June 19, 1948, which provides that the Business Census be taken for 1948 and for each fifth year thereafter. Previous Business Censuses were taken for the years 1929, 1933, 1935, and 1939.

Scope of the Census.—The 1948 Census of Business covered all establishments in the following trades, as defined by the Standard Industrial Classification Manual, May 1949 issue, of the Executive Office of the President: all retail trades; all wholesale trades; all service trades in the following four groups—personal services, business services, automobile repairs and services, and miscellaneous repair services; hotels; tourist courts and camps; and amusements, including motion picture theaters. Some important services not covered are radio broadcasting and television, medical and health, legal, educational, nonprofit, accounting, and domestic services.

This coverage is similar to that of the 1939 Business Census. However, "custom trades" and "services incidental to transportation," which are no longer included in the standard classification of the service trades, are not covered by the 1948 Census. In a number of localities, these exclusions as well as other changes in the standard classification may have

a considerable effect in comparing 1948 with 1939 data, particularly with respect to establishment count.

Establishment definition.—For Census purposes, a business establishment is defined to include only enterprises conducted from a recognizable place of business, provided that the annual sales were in excess of \$5,000 for a wholesale trade establishment and \$500 for establishments in other trades. A detailed analysis of coverage will be provided in future Census of Business publications.

"Number of establishments" is the number of separate business locations, rather than the number of business companies or organizations, since the Census figures represent information reported separately for each business location or establishment. The establishment count reflects the number of places in business at the end of 1948 excluding administrative and executive offices of multiunit organizations, and "chain store" warehouses.

Sales and receipts.—"1948 sales and receipts" represents sales of merchandise and receipts from repairs and other services to customers. The figures reflect deductions for returned goods and allowances, but not for trade-in allowances; they exclude sales and excise taxes collected from customers and paid directly to any taxing agency.

Proprietors.—"Active proprietors..." represents owners and partners of unincorporated businesses who devoted the major portion of their time to the business in November 1948.

Employment.—"Number of paid employees..." represents all employees on the pay roll for the pay period ending nearest November 15, 1948. "Full workweek" employees, whether regular or seasonal, are those who in the November 15 pay period were paid for working at least the number of hours typically worked in a week by employees of the reporting establishment.

1948 CENSUS OF BUSINESS

RETAIL, WHOLESALE, SERVICE TRADES

U. S. DEPARTMENT OF COMMERCE
BUREAU OF THE CENSUS

PRELIMINARY

For Release May 15, 1950

Release Series BC-1P-41-051

LEWIS COUNTY, TENN.

Retail and service establishments located in Lewis County, Tennessee, showed a substantial expansion in dollar volume of trade from 1939 to 1948 according to preliminary figures from the 1948 Census of Business released today by the Bureau of the Census, U. S. Department of Commerce.

Retail sales in the county during 1948 aggregated \$3.0 million, an increase of 329 percent over the \$0.7 million in 1939, when the preceding Census of Business was taken. The service trades included in the Census of Business recorded receipts totaling \$88,000 in 1948 compared with \$9,000 in 1939.

Employment in the county also rose over the 9-year period between 1939 and 1948 for the above trades. Establishments in these trades reported a combined total of 191 paid employees for the workweek ended nearest November 15, 1948. This compared with a total of 50 employees reported for the week of November 15, 1939.

These preliminary figures have been derived from a Census report on Lewis County, Tennessee. Final figures, superseding the preliminary data for Lewis County, will be included in a Bulletin for the State of Tennessee to be issued in several months. Similar data will be made available this year in preliminary and final form for each of the counties and States. A single copy of the preliminary release for Lewis County as well as an order blank for other area releases may be obtained by writing to the Bureau of the Census, Washington 25, D. C.

Table 1.—CENSUS OF BUSINESS PRELIMINARY RESULTS FOR 1948, BY TRADE GROUP

LEWIS COUNTY, TENN.

Trade group and kind of business	Number of establishments	1948 sales and receipts (Thousand dollars)	Active proprietors of unincorporated businesses Nov. 1948	Paid employees, workweek ended nearest Nov. 15, 1948	
				Total employees ¹	Full workweek employees
RETAIL TRADE, total.....	87	2,960	89	169	132
Food group.....	26	759	28	27	20
Eating and drinking places.....	12	166	16	19	12
Gasoline service stations.....	9	137	8	9	8
All other retail stores.....	40	1,898	37	114	92
SELECTED SERVICE TRADES, ^{2/} total.....	14	88	14	22	21
Personal services.....	9	79	8	22	21
All other service trades.....	5	9	6	-	-

^{1/} Includes employees paid for less than the full workweek.

^{2/} See General Description on the last page for changes from the 1939 Census of Business in the coverage of Service Trades.

GENERAL DESCRIPTION OF PRELIMINARY RELEASES FOR THE 1948 CENSUS OF BUSINESS

This series of releases, of which one is planned for each county in the United States, presents preliminary results of the 1948 Census of Business. The information is based on reports submitted by business establishments for that Census. The figures shown are preliminary, and are subject to revision in the final Census publications, but the changes are expected to be relatively minor with respect to coverage. The final Census figures will be issued in a series of Business Census bulletins which will show additional detailed kind-of-business information for all places where there are a sufficient number of establishments.

The 1948 Census of Business was taken under the provision of the Act of June 19, 1948, which provides that the Business Census be taken for 1948 and for each fifth year thereafter. Previous Business Censuses were taken for the years 1929, 1933, 1935, and 1939.

Scope of the Census.—The 1948 Census of Business covered all establishments in the following trades, as defined by the Standard Industrial Classification Manual, May 1949 issue, of the Executive Office of the President: all retail trades; all wholesale trades; all service trades in the following four groups—personal services, business services, automobile repairs and services, and miscellaneous repair services; hotels; tourist courts and camps; and amusements, including motion picture theaters. Some important services not covered are radio broadcasting and television, medical and health, legal, educational, nonprofit, accounting, and domestic services.

This coverage is similar to that of the 1939 Business Census. However, "custom trades" and "services incidental to transportation," which are no longer included in the standard classification of the service trades, are not covered by the 1948 Census. In a number of localities, these exclusions as well as other changes in the standard classification may have a considerable effect in comparing

1948 with 1939 data, particularly with respect to establishment count.

Establishment definition.—For Census purposes, a business establishment is defined to include only enterprises conducted from a recognizable place of business, provided that the annual sales were in excess of \$5,000 for a wholesale trade establishment and \$500 for establishments in other trades. A detailed analysis of coverage will be provided in future Census of Business publications.

"Number of establishments" is the number of separate business locations, rather than the number of business companies or organizations, since the Census figures represent information reported separately for each business location or establishment. The establishment count reflects the number of places in business at the end of 1948 excluding administrative and executive offices of multiunit organizations, and "chain store" warehouses.

Sales and receipts.—"1948 sales and receipts" represents sales of merchandise and receipts from repairs and other services to customers. The figures reflect deductions for returned goods and allowances, but not for trade-in allowances; they exclude sales and excise taxes collected from customers and paid directly to any taxing agency.

Proprietors.—"Active proprietors..." represents owners and partners of unincorporated businesses who devoted the major portion of their time to the business in November 1948.

Employment.—"Number of paid employees..." represents all employees on the pay roll for the pay period ending nearest November 15, 1948. "Full workweek" employees, whether regular or seasonal, are those who in the November 15 pay period were paid for working at least the number of hours typically worked in a week by employees of the reporting establishment.

1948 CENSUS OF BUSINESS

RETAIL, WHOLESALE, SERVICE TRADES

U. S. DEPARTMENT OF COMMERCE
BUREAU OF THE CENSUS

PRELIMINARY

For Release April 17, 1950

Release Series BC-1P-41-052

LINCOLN COUNTY, TENN.

Retail, wholesale, and service establishments located in Lincoln County, Tennessee, showed a substantial expansion in dollar volume of trade from 1939 to 1948 according to preliminary figures from the 1948 Census of Business released today by the Bureau of the Census, U. S. Department of Commerce.

Retail sales in the county during 1948 aggregated \$12.5 million, an increase of 221 percent over the \$3.9 million in 1939, when the preceding Census of Business was taken. Wholesale sales in the county reached a total of \$9.1 million in 1948 as compared with \$2.9 million in 1939. The service trades included in the Census of Business recorded receipts totaling \$627,000 in 1948 compared with \$82,000 in 1939.

Employment in the county also rose over the 9-year period between 1939 and 1948 for the above trades. Establishments in these trades reported a combined total of 927 paid employees for the workweek ended nearest November 15, 1948. This compared with a total of 578 employees reported for the week of November 15, 1939.

These preliminary figures have been derived from a Census report on Lincoln County, Tennessee, which also includes data for the city of Fayetteville. Final figures, superseding the preliminary data for Lincoln County, will be included in a Bulletin for the State of Tennessee to be issued in several months. Similar data will be made available this year in preliminary and final form for each of the counties and States. A single copy of the preliminary release for Lincoln County as well as an order blank for other area releases may be obtained by writing to the Bureau of the Census, Washington 25, D. C.

Table 1.—CENSUS OF BUSINESS PRELIMINARY RESULTS FOR 1948, BY TRADE GROUP

LINCOLN COUNTY, TENN.

Trade group and kind of business	Number of establishments	1948 sales and receipts (Thousand dollars)	Active proprietors of unincorporated businesses Nov. 1948	Paid employees, workweek ended nearest Nov. 15, 1948	
				Total employees ¹	Full workweek employees
RETAIL TRADE, total	262	12,472	285	657	479
Food group.....	118	2,919	128	78	54
Eating and drinking places.....	32	541	36	55	44
General merchandise grp, general stores..	18	1,232	14	112	70
Apparel group.....	13	852	18	54	32
Furniture-home furnishgs-appliance grp..	12	828	13	32	32
Automotive group.....	7	2,381	7	99	94
Gasoline service stations.....	26	928	28	45	33
Lumber-building-hardware group.....	18	1,613	19	123	76
All other retail stores.....	18	1,178	22	59	44
WHOLESALE TRADE, total	22	9,123	16	150	x
Merchant wholesalers.....	11	2,422	7	69	x
Other types of wholesale.....	11	6,701	9	81	x
SELECTED SERVICE TRADES,²/total	59	627	67	120	111
Personal services.....	32	376	38	86	80
All other service trades.....	27	251	29	34	31

x Not available.

1/ Includes employees paid for less than the full workweek.

2/ See General Description on last page for changes from the 1939 Census of Business in the coverage of Service Trades.

Table 2.—CENSUS OF BUSINESS PRELIMINARY RESULTS FOR 1948 FOR CITIES OF 2,500 INHABITANTS OR MORE
LINCOLN COUNTY, TENN.

(Data omitted for trade groups where necessary to avoid disclosure)

City and trade group ¹	Number of establishments	1948 sales and receipts (Thousand dollars)	Active proprietors of unincorporated businesses Nov. 1948	Paid employees, workweek ended nearest Nov. 15, 1948	
				Total employees ²	Full workweek employees
Fayetteville:					
Retail trade.....	129	9,786	139	575	426
Selected service trades....	37	502	43	100	95
Remainder of county:					
Retail trade.....	133	2,686	146	82	53
Selected service trades....	22	125	24	20	16

1/ See General Description on this page for changes from the 1939 Census of Business in the coverage of Service Trades.

2/ Includes employees paid for less than the full workweek.

GENERAL DESCRIPTION OF PRELIMINARY RELEASES FOR THE 1948 CENSUS OF BUSINESS

This series of releases, of which one is planned for each county in the United States, presents preliminary results of the 1948 Census of Business. The information is based on reports submitted by business establishments for that Census. The figures shown are preliminary, and are subject to revision in the final Census publications, but the changes are expected to be relatively minor with respect to coverage. The final Census figures will be issued in a series of Business Census bulletins which will show additional detailed kind-of-business information for all places where there are a sufficient number of establishments.

The 1948 Census of Business was taken under the provision of the Act of June 19, 1948, which provides that the Business Census be taken for 1948 and for each fifth year thereafter. Previous Business Censuses were taken for the years 1929, 1933, 1935, and 1939.

Scope of the Census.—The 1948 Census of Business covered all establishments in the following trades, as defined by the Standard Industrial Classification Manual, May 1949 issue, of the Executive Office of the President: all retail trades; all wholesale trades; all service trades in the following four groups—personal services, business services, automobile repairs and services, and miscellaneous repair services; hotels; tourist courts and camps; and amusements, including motion picture theaters. Some important services not covered are radio broadcasting and television, medical and health, legal, educational, nonprofit, accounting, and domestic services.

This coverage is similar to that of the 1939 Business Census. However, "custom trade" and "services incidental to transportation," which are no longer included in the standard classification of the service trades, are not covered by the 1948 Census. In a number of localities, these exclusions as well as other changes in the standard classification may have

a considerable effect in comparing 1948 with 1939 data, particularly with respect to establishment count.

Establishment definition.—For Census purposes, a business establishment is defined to include only enterprises conducted from a recognizable place of business, provided that the annual sales were in excess of \$5,000 for a wholesale trade establishment and \$500 for establishments in other trades. A detailed analysis of coverage will be provided in future Census of Business publications.

"Number of establishments" is the number of separate business locations, rather than the number of business companies or organizations, since the Census figures represent information reported separately for each business location or establishment. The establishment count reflects the number of places in business at the end of 1948 excluding administrative and executive offices of multiunit organizations, and "chain store" warehouses.

Sales and receipts.—"1948 sales and receipts" represents sales of merchandise and receipts from repairs and other services to customers. The figures reflect deductions for returned goods and allowances, but not for trade-in allowances; they exclude sales and excise taxes collected from customers and paid directly to any taxing agency.

Proprietors.—"Active proprietors..." represents owners and partners of unincorporated businesses who devoted the major portion of their time to the business in November 1948.

Employment.—"Number of paid employees..." represents all employees on the pay roll for the pay period ending nearest November 15, 1948. "Full workweek" employees, whether regular or seasonal, are those who in the November 15 pay period were paid for working at least the number of hours typically worked in a week by employees of the reporting establishment.

1948 CENSUS OF BUSINESS

RETAIL, WHOLESALE, SERVICE TRADES

U. S. DEPARTMENT OF COMMERCE
BUREAU OF THE CENSUS

PRELIMINARY

For Release April 17, 1950

Release Series BC-1P-41-053

LOUDON COUNTY, TENN.

Retail and service establishments located in Loudon County, Tennessee, showed a substantial expansion in dollar volume of trade from 1939 to 1948 according to preliminary figures from the 1948 Census of Business released today by the Bureau of the Census, U. S. Department of Commerce.

Retail sales in the county during 1948 aggregated \$11.4 million, an increase of 293 percent over the \$2.9 million in 1939, when the preceding Census of Business was taken. The service trades included in the Census of Business recorded receipts totaling \$446,000 in 1948 compared with \$104,000 in 1939.

Employment in the county also rose over the 9-year period between 1939 and 1948 for the above trades. Establishments in these trades reported a combined total of 621 paid employees for the workweek ended nearest November 15, 1948. This compared with a total of 345 employees reported for the week of November 15, 1939.

These preliminary figures have been derived from a Census report on Loudon County, Tennessee, which also includes data for Lenoir City and Loudon. Final figures, superseding the preliminary data for Loudon County, will be included in a Bulletin for the State of Tennessee to be issued in several months. Similar data will be made available this year in preliminary and final form for each of the counties and States. A single copy of the preliminary release for Loudon County as well as an order blank for other area releases may be obtained by writing to the Bureau of the Census, Washington 25, D. C.

Table 1.—CENSUS OF BUSINESS PRELIMINARY RESULTS FOR 1948, BY TRADE GROUP
LOUDON COUNTY, TENN.

Trade group and kind of business	Number of establishments	1948 sales and receipts (Thousand dollars)	Active proprietors of unincorporated businesses Nov. 1948	Paid employees, workweek ended nearest Nov. 15, 1948	
				Total employees ¹	Full workweek employees
RETAIL TRADE, total.....	247	11,372	256	535	424
Food group.....	95	3,463	99	91	57
Eating and drinking places.....	34	434	35	51	45
General merchandise grp, general stores.....	16	957	12	68	42
Furniture-home furnishgs-appliance grp.....	12	565	11	30	27
Automotive group.....	17	2,462	21	83	82
Gasoline service stations.....	38	784	40	51	43
Lumber-building-hardware group.....	12	1,401	13	62	57
Drug and proprietary stores.....	7	409	11	41	31
All other retail stores.....	16	897	14	58	40
SELECTED SERVICE TRADES, ² /total.....	51	446	51	86	82
Personal services.....	37	386	36	81	78
All other service trades.....	14	60	15	5	4

¹/ Includes employees paid for less than the full workweek.

²/ See General Description on last page for changes from the 1939 Census of Business in the coverage of Service Trades.

Table 2.—CENSUS OF BUSINESS PRELIMINARY RESULTS FOR 1948 FOR CITIES OF 2,500 INHABITANTS OR MORE

LOUDON COUNTY, TENN.

(Data omitted for trade groups where necessary to avoid disclosure)

City and trade group ¹	Number of establishments	1948 sales and receipts (Thousand dollars)	Active proprietors of unincorporated businesses Nov. 1948	Paid employees, workweek ended nearest Nov. 15, 1948	
				Total employees ²	Full workweek employees
Lenoir City:					
Retail trade.....	100	6,144	101	321	250
Selected service trades...	28	296	27	67	63
Loudon:					
Retail trade.....	61	3,409	70	138	116
Selected service trades...	16	121	17	18	18
Remainder of county:					
Retail trade.....	86	1,819	85	76	58
Selected service trades...	7	29	7	1	1

1/ See General Description on this page for changes from the 1939 Census of Business in the coverage of Service Trades.

2/ Includes employees paid for less than the full workweek.

GENERAL DESCRIPTION OF PRELIMINARY RELEASES FOR THE 1948 CENSUS OF BUSINESS

This series of releases, of which one is planned for each county in the United States, presents preliminary results of the 1948 Census of Business. The information is based on reports submitted by business establishments for that Census. The figures shown are preliminary, and are subject to revision in the final Census publications, but the changes are expected to be relatively minor with respect to coverage. The final Census figures will be issued in a series of Business Census bulletins which will show additional detailed kind-of-business information for all places where there are a sufficient number of establishments.

The 1948 Census of Business was taken under the provision of the Act of June 19, 1948, which provides that the Business Census be taken for 1948 and for each fifth year thereafter. Previous Business Censuses were taken for the years 1929, 1933, 1935, and 1939.

Scope of the Census.—The 1948 Census of Business covered all establishments in the following trades, as defined by the Standard Industrial Classification Manual, May 1949 issue, of the Executive Office of the President: all retail trades; all wholesale trades; all service trades in the following four groups—personal services, business services, automobile repairs and services, and miscellaneous repair services; hotels; tourist courts and camps; and amusements, including motion picture theaters. Some important services not covered are radio broadcasting and television, medical and health, legal, educational, nonprofit, accounting, and domestic services.

This coverage is similar to that of the 1939 Business Census. However, "custom trades" and "services incidental to transportation," which are no longer included in the standard classification of the service trades, are not covered by the 1948 Census. In a number of localities, these exclusions as well as other changes in the standard classification may have

a considerable effect in comparing 1948 with 1939 data, particularly with respect to establishment count.

Establishment definition.—For Census purposes, a business establishment is defined to include only enterprises conducted from a recognizable place of business, provided that the annual sales were in excess of \$5,000 for a wholesale trade establishment and \$500 for establishments in other trades. A detailed analysis of coverage will be provided in future Census of Business publications.

"Number of establishments" is the number of separate business locations, rather than the number of business companies or organizations, since the Census figures represent information reported separately for each business location or establishment. The establishment count reflects the number of places in business at the end of 1948 excluding administrative and executive offices of multiunit organizations, and "chain store" warehouses.

Sales and receipts.—"1948 sales and receipts" represents sales of merchandise and receipts from repairs and other services to customers. The figures reflect deductions for returned goods and allowances, but not for trade-in allowances; they exclude sales and excise taxes collected from customers and paid directly to any taxing agency.

Proprietors.—"Active proprietors..." represents owners and partners of unincorporated businesses who devoted the major portion of their time to the business in November 1948.

Employment.—"Number of paid employees..." represents all employees on the pay roll for the pay period ending nearest November 15, 1948. "Full workweek" employees, whether regular or seasonal, are those who in the November 15 pay period were paid for working at least the number of hours typically worked in a week by employees of the reporting establishment.

1948 CENSUS OF BUSINESS

RETAIL, WHOLESALE, SERVICE TRADES

U. S. DEPARTMENT OF COMMERCE
BUREAU OF THE CENSUS

PRELIMINARY

For Release May 15, 1950

Release Series BC-1P-41-054

McMINN COUNTY, TENN.

Retail, wholesale, and service establishments located in McMinn County, Tennessee, showed a substantial expansion in dollar volume of trade from 1939 to 1948 according to preliminary figures from the 1948 Census of Business released today by the Bureau of the Census, U. S. Department of Commerce.

Retail sales in the county during 1948 aggregated \$16.1 million, an increase of 216 percent over the \$5.1 million in 1939, when the preceding Census of Business was taken. Wholesale sales in the county reached a total of \$6.1 million in 1948 as compared with \$1.9 million in 1939. The service trades included in the Census of Business recorded receipts totaling \$704,000 in 1948 compared with \$186,000 in 1939.

Employment in the county also rose over the 9-year period between 1939 and 1948 for the above trades. Establishments in these trades reported a combined total of 1,289 paid employees for the workweek ended nearest November 15, 1948. This compared with a total of 765 employees reported for the week of November 15, 1939.

These preliminary figures have been derived from a Census report on McMinn County, Tennessee, which also includes data for the cities of Athens and Etowah. Final figures, superseding the preliminary data for McMinn County, will be included in a Bulletin for the State of Tennessee to be issued in several months. Similar data will be made available this year in preliminary and final form for each of the counties and States. A single copy of the preliminary release for McMinn County as well as an order blank for other area releases may be obtained by writing to the Bureau of the Census, Washington 25, D. C.

Table 1.—CENSUS OF BUSINESS PRELIMINARY RESULTS FOR 1948, BY TRADE GROUP
McMINN COUNTY, TENN.

Trade group and kind of business	Number of establishments	1948 sales and receipts (Thousand dollars)	Active proprietors of unincorporated businesses Nov. 1948	Paid employees, workweek ended nearest Nov. 15, 1948	
				Total employees ¹	Full workweek employees
RETAIL TRADE, total.....	315	16,127	316	952	746
Food group.....	87	4,026	88	140	102
Eating and drinking places.....	39	797	47	122	105
General merchandise grp, general stores	30	1,689	25	191	105
Apparel group.....	15	878	15	64	49
Furniture-home furnishgs-appliance grp	22	1,190	21	66	62
Automotive group.....	22	3,169	21	136	132
Gasoline service stations.....	40	1,084	44	65	51
Lumber-building-hardware group.....	16	1,618	13	67	59
Drug and proprietary stores.....	12	466	12	35	30
All other retail stores.....	32	1,210	30	66	51
WHOLESALE TRADE, total.....	20	6,107	17	191	x
Merchant wholesalers.....	15	4,712	13	178	x
Other types of wholesale.....	5	1,395	4	13	x
SELECTED SERVICE TRADES, ^{2/} total.....	78	704	86	146	133
Personal services.....	53	526	59	132	121
All other service trades.....	25	178	27	14	12

x Not available.

^{1/} Includes employees paid for less than the full workweek.

^{2/} See General Description on last page for changes from the 1939 Census of Business in the coverage of Service Trades.

Table 2.—CENSUS OF BUSINESS PRELIMINARY RESULTS FOR 1948 FOR CITIES OF 2,500 INHABITANTS OR MORE

McMINN COUNTY, TENN.

(Data omitted for trade groups where necessary to avoid disclosure)

City and trade group ¹	Number of establishments	1948 sales and receipts (Thousand dollars)	Active proprietors of unincorporated businesses Nov. 1948	Paid employees, workweek ended nearest Nov. 15, 1948	
				Total employees ²	Full workweek employees
Athens:					
Retail trade.....	136	9,731	127	590	491
Wholesale trade.....	15	4,867	13	140	x
Selected service trades...	44	547	51	112	105
Etowah:					
Retail trade.....	80	3,617	82	268	197
Selected service trades...	18	105	18	20	15
Remainder of county: ^{3/}					
Retail trade.....	99	2,779	107	94	58
Wholesale trade.....	5	1,240	4	51	x
Selected service trades...	16	52	17	14	13

x Not available.

1/ See General Description on this page for changes from the 1939 Census of Business in the coverage of Service Trades.

2/ Includes employees paid for less than the full workweek.

3/ Includes figures for establishments, other than wholesale, not located in cities of 2,500 inhabitants or more, and wholesale establishments not located in cities of 5,000 inhabitants or more.

GENERAL DESCRIPTION OF PRELIMINARY RELEASES FOR THE 1948 CENSUS OF BUSINESS

This series of releases, of which one is planned for each county in the United States, presents preliminary results of the 1948 Census of Business. The information is based on reports submitted by business establishments for that Census. The figures shown are preliminary, and are subject to revision in the final Census publications, but the changes are expected to be relatively minor with respect to coverage. The final Census figures will be issued in a series of Business Census bulletins which will show additional detailed kind-of-business information for all places where there are a sufficient number of establishments.

The 1948 Census of Business was taken under the provision of the Act of June 19, 1948, which provides that the Business Census be taken for 1948 and for each fifth year thereafter. Previous Business Censuses were taken for the years 1929, 1933, 1935, and 1939.

Scope of the Census.—The 1948 Census of Business covered all establishments in the following trades, as defined by the Standard Industrial Classification Manual, May 1949 issue, of the Executive Office of the President: all retail trades; all wholesale trades; all service trades in the following four groups—personal services, business services, automobile repairs and services, and miscellaneous repair services; hotels; tourist courts and camps; and amusements, including motion picture theaters. Some important services not covered are radio broadcasting and television, medical and health, legal, educational, nonprofit, accounting, and domestic services.

This coverage is similar to that of the 1939 Business Census. However, "custom trades" and "services incidental to transportation," which are no longer included in the standard classification of the service trades, are not covered by the 1948 Census. In a number of localities, these exclusions as well as

other changes in the standard classification may have a considerable effect in comparing 1948 with 1939 data, particularly with respect to establishment count.

Establishment definition.—For Census purposes, a business establishment is defined to include only enterprises conducted from a recognizable place of business, provided that the annual sales were in excess of \$5,000 for a wholesale trade establishment and \$500 for establishments in other trades. A detailed analysis of coverage will be provided in future Census of Business publications.

"Number of establishments" is the number of separate business locations, rather than the number of business companies or organizations, since the Census figures represent information reported separately for each business location or establishment. The establishment count reflects the number of places in business at the end of 1948 excluding administrative and executive offices of multiunit organizations, and "chain store" warehouses.

Sales and receipts.—"1948 sales and receipts" represents sales of merchandise and receipts from repairs and other services to customers. The figures reflect deductions for returned goods and allowances, but not for trade-in allowances; they exclude sales and excise taxes collected from customers and paid directly to any taxing agency.

Proprietors.—"Active proprietors..." represents owners and partners of unincorporated businesses who devoted the major portion of their time to the business in November 1948.

Employment.—"Number of paid employees..." represents all employees on the pay roll for the pay period ending nearest November 15, 1948. "Full workweek" employees, whether regular or seasonal, are those who in the November 15 pay period were paid for working at least the number of hours typically worked in a week by employees of the reporting establishment.

1948 CENSUS OF BUSINESS

RETAIL, WHOLESALE, SERVICE TRADES

U. S. DEPARTMENT OF COMMERCE
BUREAU OF THE CENSUS

PRELIMINARY

For Release April 12, 1950

Release Series BC-1P- 41-055

McNAIRY COUNTY, TENN.

Retail, wholesale, and service establishments located in McNairy County, Tennessee, showed a substantial expansion in dollar volume of trade from 1939 to 1948 according to preliminary figures from the 1948 Census of Business released today by the Bureau of the Census, U. S. Department of Commerce.

Retail sales in the county during 1948 aggregated \$7.5 million, an increase of 341 percent over the \$1.7 million in 1939, when the preceding Census of Business was taken. Wholesale sales in the county reached a total of \$1.9 million in 1948 as compared with \$0.5 million in 1939. The service trades included in the Census of Business recorded receipts totaling \$214,000 in 1948 compared with \$53,000 in 1939.

Employment in the county also rose over the 9-year period between 1939 and 1948 for the above trades. Establishments in these trades reported a combined total of 408 paid employees for the workweek ended nearest November 15, 1948. This compared with a total of 187 employees reported for the week of November 15, 1939.

These preliminary figures have been derived from a Census report on McNairy County, Tennessee. Final figures, superseding the preliminary data for McNairy County, will be included in a Bulletin for the State of Tennessee to be issued in several months. Similar data will be made available this year in preliminary and final form for each of the counties and States. A single copy of the preliminary release for McNairy County as well as an order blank for other area releases may be obtained by writing to the Bureau of the Census, Washington 25, D. C.

Table 1.—CENSUS OF BUSINESS PRELIMINARY RESULTS FOR 1948, BY TRADE GROUP

McNAIRY COUNTY, TENN.

Trade group and kind of business	Number of establishments	1948 sales and receipts (Thousand dollars)	Active proprietors of unincorporated businesses Nov. 1948	Paid employees, workweek ended nearest Nov. 15, 1948	
				Total employees ¹	Full workweek employees
RETAIL TRADE, total.....	177	7,476	174	306	228
Food group.....	71	1,646	70	37	30
Eating and drinking places.....	16	181	13	47	25
General merchandise grp, general stores.....	29	1,462	35	59	35
Apparel group.....	6	199	4	12	8
Automotive group.....	9	2,128	10	67	64
Gasoline service stations.....	26	756	23	42	33
Lumber-building-hardware group.....	9	542	7	22	18
All other retail stores.....	11	562	12	20	15
WHOLESALE TRADE.....	11	1,875	7	61	x
SELECTED SERVICE TRADES, ² /total.....	32	214	36	41	32
Personal services.....	19	167	22	38	30
All other service trades.....	13	47	14	3	2
TOURIST COURTS AND CAMPS.....	5	26	5	2	2

x Not available.

¹/ Includes employees paid for less than the full workweek.

²/ See General Description on last page for changes from the 1939 Census of Business in the coverage of Service Trades.

GENERAL DESCRIPTION OF PRELIMINARY RELEASES FOR THE 1948 CENSUS OF BUSINESS

This series of releases, of which one is planned for each county in the United States, presents preliminary results of the 1948 Census of Business. The information is based on reports submitted by business establishments for that Census. The figures shown are preliminary, and are subject to revision in the final Census publications, but the changes are expected to be relatively minor with respect to coverage. The final Census figures will be issued in a series of Business Census bulletins which will show additional detailed kind-of-business information for all places where there are a sufficient number of establishments.

The 1948 Census of Business was taken under the provision of the Act of June 19, 1948, which provides that the Business Census be taken for 1948 and for each fifth year thereafter. Previous Business Censuses were taken for the years 1929, 1933, 1935, and 1939.

Scope of the Census.—The 1948 Census of Business covered all establishments in the following trades, as defined by the Standard Industrial Classification Manual, May 1949 issue, of the Executive Office of the President: all retail trades; all wholesale trades; all service trades in the following four groups—personal services, business services, automobile repairs and services, and miscellaneous repair services; hotels; tourist courts and camps; and amusements, including motion picture theaters. Some important services not covered are radio broadcasting and television, medical and health, legal, educational, nonprofit, accounting, and domestic services.

This coverage is similar to that of the 1939 Business Census. However, "custom trades" and "services incidental to transportation," which are no longer included in the standard classification of the service trades, are not covered by the 1948 Census. In a number of localities, these exclusions as well as other changes in the standard classification may have a considerable effect in comparing

1948 with 1939 data, particularly with respect to establishment count.

Establishment definition.—For Census purposes, a business establishment is defined to include only enterprises conducted from a recognizable place of business, provided that the annual sales were in excess of \$5,000 for a wholesale trade establishment and \$500 for establishments in other trades. A detailed analysis of coverage will be provided in future Census of Business publications.

"Number of establishments" is the number of separate business locations, rather than the number of business companies or organizations, since the Census figures represent information reported separately for each business location or establishment. The establishment count reflects the number of places in business at the end of 1948 excluding administrative and executive offices of multiunit organizations, and "chain store" warehouses.

Sales and receipts.—"1948 sales and receipts" represents sales of merchandise and receipts from repairs and other services to customers. The figures reflect deductions for returned goods and allowances, but not for trade-in allowances; they exclude sales and excise taxes collected from customers and paid directly to any taxing agency.

Proprietors.—"Active proprietors..." represents owners and partners of unincorporated businesses who devoted the major portion of their time to the business in November 1948.

Employment.—"Number of paid employees..." represents all employees on the pay roll for the pay period ending nearest November 15, 1948. "Full workweek" employees, whether regular or seasonal, are those who in the November 15 pay period were paid for working at least the number of hours typically worked in a week by employees of the reporting establishment.

1948 CENSUS OF BUSINESS

RETAIL, WHOLESALE, SERVICE TRADES

U. S. DEPARTMENT OF COMMERCE
BUREAU OF THE CENSUS

PRELIMINARY

For Release May 1, 1950

Release Series BC-1P-41-056

MACON COUNTY, TENN.

Retail and service establishments located in Macon County, Tennessee, showed a substantial expansion in dollar volume of trade from 1939 to 1948 according to preliminary figures from the 1948 Census of Business released today by the Bureau of the Census, U. S. Department of Commerce.

Retail sales in the county during 1948 aggregated \$2.3 million, an increase of 130 percent over the \$1.0 million in 1939, when the preceding Census of Business was taken. The service trades included in the Census of Business recorded receipts totaling \$111,000 in 1948 compared with \$33,000 in 1939.

Employment in the county also rose over the 9-year period between 1939 and 1948 for the above trades. Establishments in these trades reported a combined total of 144 paid employees for the workweek ended nearest November 15, 1948. This compared with a total of 59 employees reported for the week of November 15, 1939.

These preliminary figures have been derived from a Census report on Macon County, Tennessee. Final figures, superseding the preliminary data for Macon County, will be included in a Bulletin for the State of Tennessee to be issued in several months. Similar data will be made available this year in preliminary and final form for each of the counties and States. A single copy of the preliminary release for Macon County as well as an order blank for other area releases may be obtained by writing to the Bureau of the Census, Washington 25, D. C.

Table 1.—CENSUS OF BUSINESS PRELIMINARY RESULTS FOR 1948, BY TRADE GROUP
MACON COUNTY, TENN.

Trade group and kind of business	Number of establishments	1948 sales and receipts (Thousand dollars)	Active proprietors of unincorporated businesses Nov. 1948	Paid employees, workweek ended nearest Nov. 15, 1948	
				Total employees ¹	Full workweek employees
RETAIL TRADE, total.....	130	2,342	143	129	104
Food group.....	75	618	82	15	10
Eating and drinking places.....	6	58	7	15	14
Gasoline service stations.....	8	87	9	7	4
All other retail stores.....	41	1,579	45	92	76
SELECTED SERVICE TRADES, ² /total.....	19	111	21	15	12
Personal services.....	11	32	11	7	4
All other service trades.....	8	79	10	8	8
AMUSEMENTS.....	7	77	5	13	x

¹/ Includes employees paid for less than the full workweek.

²/ See General Description on last page for changes from the 1939 Census of Business in the coverage of Service Trades.

x Not available.

GENERAL DESCRIPTION OF PRELIMINARY RELEASES FOR THE 1948 CENSUS OF BUSINESS

This series of releases, of which one is planned for each county in the United States, presents preliminary results of the 1948 Census of Business. The information is based on reports submitted by business establishments for that Census. The figures shown are preliminary, and are subject to revision in the final Census publications, but the changes are expected to be relatively minor with respect to coverage. The final Census figures will be issued in a series of Business Census bulletins which will show additional detailed kind-of-business information for all places where there are a sufficient number of establishments.

The 1948 Census of Business was taken under the provision of the Act of June 19, 1948, which provides that the Business Census be taken for 1948 and for each fifth year thereafter. Previous Business Censuses were taken for the years 1929, 1933, 1935, and 1939.

Scope of the Census.—The 1948 Census of Business covered all establishments in the following trades, as defined by the Standard Industrial Classification Manual, May 1949 issue, of the Executive Office of the President: all retail trades; all wholesale trades; all service trades in the following four groups—personal services, business services, automobile repairs and services, and miscellaneous repair services; hotels; tourist courts and camps; and amusements, including motion picture theaters. Some important services not covered are radio broadcasting and television, medical and health, legal, educational, nonprofit, accounting, and domestic services.

This coverage is similar to that of the 1939 Business Census. However, "custom trades" and "services incidental to transportation," which are no longer included in the standard classification of the service trades, are not covered by the 1948 Census. In a number of localities, these exclusions as well as other changes in the standard classification may have a considerable effect in comparing

1948 with 1939 data, particularly with respect to establishment count.

Establishment definition.—For Census purposes, a business establishment is defined to include only enterprises conducted from a recognizable place of business, provided that the annual sales were in excess of \$5,000 for a wholesale trade establishment and \$500 for establishments in other trades. A detailed analysis of coverage will be provided in future Census of Business publications.

"Number of establishments" is the number of separate business locations, rather than the number of business companies or organizations, since the Census figures represent information reported separately for each business location or establishment. The establishment count reflects the number of places in business at the end of 1948 excluding administrative and executive offices of multiunit organizations, and "chain store" warehouses.

Sales and receipts.—"1948 sales and receipts" represents sales of merchandise and receipts from repairs and other services to customers. The figures reflect deductions for returned goods and allowances, but not for trade-in allowances; they exclude sales and excise taxes collected from customers and paid directly to any taxing agency.

Proprietors.—"Active proprietors..." represents owners and partners of unincorporated businesses who devoted the major portion of their time to the business in November 1948.

Employment.—"Number of paid employees..." represents all employees on the pay roll for the pay period ending nearest November 15, 1948. "Full workweek" employees, whether regular or seasonal, are those who in the November 15 pay period were paid for working at least the number of hours typically worked in a week by employees of the reporting establishment.

1948 CENSUS OF BUSINESS

RETAIL, WHOLESALE, SERVICE TRADES

U. S. DEPARTMENT OF COMMERCE
BUREAU OF THE CENSUS

PRELIMINARY

For Release April 17, 1950

Release Series BC-1P- 41-057

MADISON COUNTY, TENN.

Retail, wholesale, and service establishments located in Madison County, Tennessee, showed a substantial expansion in dollar volume of trade from 1939 to 1948 according to preliminary figures from the 1948 Census of Business released today by the Bureau of the Census, U. S. Department of Commerce.

Retail sales in the county during 1948 aggregated \$43.1 million, an increase of 248 percent over the \$12.4 million in 1939, when the preceding Census of Business was taken. Wholesale sales in the county reached a total of \$33.4 million in 1948 as compared with \$8.4 million in 1939. The service trades included in the Census of Business recorded receipts totaling \$2.5 million in 1948 compared with \$0.5 million in 1939.

Employment in the county also rose over the 9-year period between 1939 and 1948 for the above trades. Establishments in these trades reported a combined total of 4,165 paid employees for the workweek ended nearest November 15, 1948. This compared with a total of 2,394 employees reported for the week of November 15, 1939.

These preliminary figures have been derived from a Census report on Madison County, Tennessee, which also includes data for the city of Jackson. Final figures, superseding the preliminary data for Madison County, will be included in a Bulletin for the State of Tennessee to be issued in several months. Similar data will be made available this year in preliminary and final form for each of the counties and States. A single copy of the preliminary release for Madison County as well as an order blank for other area releases may be obtained by writing to the Bureau of the Census, Washington 25, D. C.

Table 1.—CENSUS OF BUSINESS PRELIMINARY RESULTS FOR 1948, BY TRADE GROUP

MADISON COUNTY, TENN.

Trade group and kind of business	Number of establishments	1948 sales and receipts (Thousand dollars)	Active proprietors of unincorporated businesses Nov. 1948	Paid employees, workweek ended nearest Nov. 15, 1948	
				Total employees ¹	Full workweek employees
RETAIL TRADE, total	652	43,125	626	2,892	2,324
Food group.....	225	9,100	214	370	265
Eating and drinking places.....	134	2,830	130	442	394
General merchandise group, general stores.....	42	5,999	37	515	321
Apparel group.....	37	3,978	32	329	261
Furniture-home furnishings-appliance group....	29	1,948	25	148	133
Automotive group.....	38	9,056	35	305	295
Gasoline service stations.....	61	2,367	61	166	142
Lumber-building-hardware group.....	23	4,083	19	265	249
Drug and proprietary stores.....	17	994	17	112	70
All other retail stores.....	46	2,770	56	240	194
WHOLESALE TRADE, total	97	33,442	82	608	x
Merchant wholesalers.....	61	18,324	48	514	x
Petroleum bulk plants, terminals.....	12	3,635	11	44	x
Assemblers of farm products.....	18	9,217	19	33	x
Other types of wholesale.....	6	2,266	4	17	x
SELECTED SERVICE TRADES,^{2/} total	182	2,539	189	665	630
Personal services.....	99	1,706	101	521	497
Business services.....	10	303	8	66	61
Automotive repairs and services.....	36	354	38	52	50
Other repair services.....	37	176	42	26	22
TOURIST COURTS AND CAMPS	8	162	9	25	25

x Not available.

^{1/} Includes employees paid for less than the full workweek.

^{2/} See General Description on last page for changes from the 1939 Census of Business in the coverage of Service Trades.

Table 2.—CENSUS OF BUSINESS PRELIMINARY RESULTS FOR 1948 FOR CITIES OF 2,500 INHABITANTS OR MORE

MADISON COUNTY, TENN.

(Data omitted for trade groups where necessary to avoid disclosure)

City and trade group ¹	Number of establishments	1948 sales and receipts (Thousand dollars)	Active proprietors of unincorporated businesses Nov. 1948	Paid employees, workweek ended nearest Nov. 15, 1948	
				Total employees ²	Full workweek employees
Jackson:					
Retail trade.....	453	39,133	428	2,763	2,234
Wholesale trade.....	91	31,759	74	564	x
Selected service trades.....	148	2,322	154	623	591
Remainder of county:					
Retail trade.....	199	3,992	198	129	90
Wholesale trade.....	6	1,683	8	44	x
Selected service trades.....	34	217	35	42	39

x Not available.

1/ See General Description on this page for changes from the 1939 Census of Business in the coverage of Service Trades.

2/ Includes employees paid for less than the full workweek.

GENERAL DESCRIPTION OF PRELIMINARY RELEASES FOR THE 1948 CENSUS OF BUSINESS

This series of releases, of which one is planned for each county in the United States, presents preliminary results of the 1948 Census of Business. The information is based on reports submitted by business establishments for that Census. The figures shown are preliminary, and are subject to revision in the final Census publications, but the changes are expected to be relatively minor with respect to coverage. The final Census figures will be issued in a series of Business Census bulletins which will show additional detailed kind-of-business information for all places where there are a sufficient number of establishments.

The 1948 Census of Business was taken under the provision of the Act of June 19, 1948, which provides that the Business Census be taken for 1948 and for each fifth year thereafter. Previous Business Censuses were taken for the years 1929, 1933, 1935, and 1939.

Scope of the Census.—The 1948 Census of Business covered all establishments in the following trades, as defined by the Standard Industrial Classification Manual, May 1949 issue, of the Executive Office of the President: all retail trades; all wholesale trades; all service trades in the following four groups—personal services, business services, automobile repairs and services, and miscellaneous repair services; hotels; tourist courts and camps; and amusements, including motion picture theaters. Some important services not covered are radio broadcasting and television, medical and health, legal, educational, nonprofit, accounting, and domestic services.

This coverage is similar to that of the 1939 Business Census. However, "custom trades" and "services incidental to transportation," which are no longer included in the standard classification of the service trades, are not covered by the 1948 Census. In a number of localities, these exclusions as well as other changes in the standard classification may have

a considerable effect in comparing 1948 with 1939 data, particularly with respect to establishment count.

Establishment definition.—For Census purposes, a business establishment is defined to include only enterprises conducted from a recognizable place of business, provided that the annual sales were in excess of \$5,000 for a wholesale trade establishment and \$500 for establishments in other trades. A detailed analysis of coverage will be provided in future Censuses of Business publications.

"Number of establishments" is the number of separate business locations, rather than the number of business companies or organizations, since the Census figures represent information reported separately for each business location or establishment. The establishment count reflects the number of places in business at the end of 1948 excluding administrative and executive offices of multiunit organizations, and "chain store" warehouses.

Sales and receipts.—"1948 sales and receipts" represents sales of merchandise and receipts from repairs and other services to customers. The figures reflect deductions for returned goods and allowances, but not for trade-in allowances; they exclude sales and excise taxes collected from customers and paid directly to any taxing agency.

Proprietors.—"Active proprietors..." represents owners and partners of unincorporated businesses who devoted the major portion of their time to the business in November 1948.

Employment.—"Number of paid employees..." represents all employees on the pay roll for the pay period ending nearest November 15, 1948. "Full workweek" employees, whether regular or seasonal, are those who in the November 15 pay period were paid for working at least the number of hours typically worked in a week by employees of the reporting establishment.

1948 CENSUS OF BUSINESS

RETAIL, WHOLESALE, SERVICE TRADES

U. S. DEPARTMENT OF COMMERCE
BUREAU OF THE CENSUS

PRELIMINARY

For Release April 17, 1950

Release Series BC-1P-41-058

MARION COUNTY, TENN.

Retail, wholesale, and service establishments located in Marion County, Tennessee, showed a substantial expansion in dollar volume of trade from 1939 to 1948 according to preliminary figures from the 1948 Census of Business released today by the Bureau of the Census, U. S. Department of Commerce.

Retail sales in the county during 1948 aggregated \$8.3 million, an increase of 246 percent over the \$2.4 million in 1939, when the preceding Census of Business was taken. Wholesale sales in the county reached a total of \$2.4 million in 1948 as compared with \$0.6 million in 1939. The service trades included in the Census of Business recorded receipts totaling \$276,000 in 1948 compared with \$61,000 in 1939.

Employment in the county also rose over the 9-year period between 1939 and 1948 for the above trades. Establishments in these trades reported a combined total of 437 paid employees for the workweek ended nearest November 15, 1948. This compared with a total of 281 employees reported for the week of November 15, 1939.

These preliminary figures have been derived from a Census report on Marion County, Tennessee. Final figures, superseding the preliminary data for Marion County, will be included in a Bulletin for the State of Tennessee to be issued in several months. Similar data will be made available this year in preliminary and final form for each of the counties and States. A single copy of the preliminary release for Marion County as well as an order blank for other area releases may be obtained by writing to the Bureau of the Census, Washington 25, D. C.

Table 1.—CENSUS OF BUSINESS PRELIMINARY RESULTS FOR 1948, BY TRADE GROUP
MARION COUNTY, TENN.

Trade group and kind of business	Number of establishments	1948 sales and receipts (Thousand dollars)	Active proprietors of unincorporated businesses Nov. 1948	Paid employees, workweek ended nearest Nov. 15, 1948	
				Total employees ¹	Full workweek employees
-RETAIL TRADE, total.....	247	8,272	231	376	281
Food group.....	84	2,197	75	57	36
Eating and drinking places.....	53	673	56	97	82
General merchandise grp, general stores	36	1,689	31	95	55
Furniture-home furnishings-appliance grp	8	369	5	18	17
Automotive group.....	10	1,320	15	34	33
Gasoline service stations.....	34	1,005	29	31	28
Lumber-building-hardware group.....	7	321	7	15	7
Drug and proprietary stores.....	7	264	8	17	11
All other retail stores.....	8	434	5	12	12
WHOLESALE TRADE.....	6	2,383	4	27	x
SELECTED SERVICE TRADES, ² /total.....	44	276	44	34	28
Personal services.....	30	157	30	26	22
All other service trades.....	14	119	14	8	6
TOURIST COURTS AND CAMPS.....	9	104	9	11	11

x Not available.

¹/ Includes employees paid for less than the full workweek.

²/ See General Description on this page for changes from the 1939 Census of Business in the coverage of Service Trades.

GENERAL DESCRIPTION OF PRELIMINARY RELEASES FOR THE 1948 CENSUS OF BUSINESS

This series of releases, of which one is planned for each county in the United States, presents preliminary results of the 1948 Census of Business. The information is based on reports submitted by business establishments for that Census. The figures shown are preliminary, and are subject to revision in the final Census publications, but the changes are expected to be relatively minor with respect to coverage. The final Census figures will be issued in a series of Business Census bulletins which will show additional detailed kind-of-business information for all places where there are a sufficient number of establishments.

The 1948 Census of Business was taken under the provision of the Act of June 19, 1948, which provides that the Business Census be taken for 1948 and for each fifth year thereafter. Previous Business Censuses were taken for the years 1929, 1933, 1936, and 1939.

Scope of the Census.—The 1948 Census of Business covered all establishments in the following trades, as defined by the Standard Industrial Classification Manual, May 1949 issue, of the Executive Office of the President: all retail trades; all wholesale trades; all service trades in the following four groups—personal services, business services, automobile repairs and services, and miscellaneous repair services; hotels; tourist courts and camps; and amusements, including motion picture theaters. Some important services not covered are radio broadcasting and television, medical and health, legal, educational, nonprofit, accounting, and domestic services.

This coverage is similar to that of the 1939 Business Census. However, "custom trades" and "services incidental to transportation," which are no longer included in the standard classification of the service trades, are not covered by the 1948 Census. In a number of localities, these exclusions as well as

other changes in the standard classification may have a considerable effect in comparing 1948 with 1939 data, particularly with respect to establishment count.

Establishment definition.—For Census purposes, a business establishment is defined to include only enterprises conducted from a recognizable place of business, provided that the annual sales were in excess of \$5,000 for a wholesale trade establishment and \$500 for establishments in other trades. A detailed analysis of coverage will be provided in future Census of Business publications.

"Number of establishments" is the number of separate business locations, rather than the number of business companies or organizations, since the Census figures represent information reported separately for each business location or establishment. The establishment count reflects the number of places in business at the end of 1948 excluding administrative and executive offices of multinational organizations, and "chain store" warehouses.

Sales and receipts.—"1948 sales and receipts" represents sales of merchandise and receipts from repairs and other services to customers. The figures reflect deductions for returned goods and allowances, but not for trade-in allowances; they exclude sales and excise taxes collected from customers and paid directly to any taxing agency.

Proprietors.—"Active proprietors..." represents owners and partners of unincorporated businesses who devoted the major portion of their time to the business in November 1948.

Employment.—"Number of paid employees..." represents all employees on the pay roll for the pay period ending nearest November 15, 1948. "Full workweek" employees, whether regular or seasonal, are those who in the November 15 pay period were paid for working at least the number of hours typically worked in a week by employees of the reporting establishment.

1948 CENSUS OF BUSINESS

RETAIL, WHOLESALE, SERVICE TRADES

U. S. DEPARTMENT OF COMMERCE
BUREAU OF THE CENSUS

PRELIMINARY

For Release April 17, 1950

Release Series BC-1P-41-059

MARSHALL COUNTY, TENN.

Retail, wholesale, and service establishments located in Marshall County, Tennessee, showed a substantial expansion in dollar volume of trade from 1939 to 1948 according to preliminary figures from the 1948 Census of Business released today by the Bureau of the Census, U. S. Department of Commerce.

Retail sales in the county during 1948 aggregated \$10.5 million, an increase of 250 percent over the \$3.0 million in 1939, when the preceding Census of Business was taken. Wholesale sales in the county reached a total of \$2.0 million in 1948 as compared with \$1.1 million in 1939. The service trades included in the Census of Business recorded receipts totaling \$506,000 in 1948 compared with \$127,000 in 1939.

Employment in the county also rose over the 9-year period between 1939 and 1948 for the above trades. Establishments in these trades reported a combined total of 688 paid employees for the workweek ended nearest November 15, 1948. This compared with a total of 500 employees reported for the week of November 15, 1939.

These preliminary figures have been derived from a Census report on Marshall County, Tennessee, which also includes data for the city of Lewisburg. Final figures, superseding the preliminary data for Marshall County, will be included in a Bulletin for the State of Tennessee to be issued in several months. Similar data will be made available this year in the preliminary and final form for each of the counties and States. A single copy of the preliminary release for Marshall County as well as an order blank for other area releases may be obtained by writing to the Bureau of the Census, Washington 25, D. C.

Table 1.—CENSUS OF BUSINESS PRELIMINARY RESULTS FOR 1948, BY TRADE GROUP
MARSHALL COUNTY, TENN.

Trade group and kind of business	Number of establishments	1948 sales and receipts (Thousand dollars)	Active proprietors of unincorporated businesses Nov. 1948	Paid employees, workweek ended nearest Nov. 15, 1948	
				Total employees ¹	Full workweek employees
RETAIL TRADE, total.....	182	10,528	189	549	442
Food group.....	54	2,507	55	86	60
Eating and drinking places.....	17	477	20	78	66
General merchandise grp, general stores	23	1,151	18	93	51
Apparel group.....	9	389	9	25	20
Furniture-home furnishings-appliance grp	13	989	17	42	39
Automotive group.....	13	2,456	12	101	97
Gasoline service stations.....	20	816	19	38	35
Lumber-building-hardware group.....	10	1,059	12	43	39
All other retail stores.....	23	684	27	43	35
WHOLESALE TRADE.....	13	2,005	13	37	x
SELECTED SERVICE TRADES, ^{2/} total.....	52	506	58	102	86
Personal services.....	34	339	40	81	71
All other service trades.....	18	167	18	21	15

x Not available.

^{1/} Includes employees paid for less than the full workweek.

^{2/} See General Description on last page for changes from the 1939 Census of Business in the coverage of Service Trades.

Table 2.—CENSUS OF BUSINESS PRELIMINARY RESULTS FOR 1948 FOR CITIES OF 2,500 INHABITANTS OR MORE

MARSHALL COUNTY, TENN.

(Data omitted for trade groups where necessary to avoid disclosure)

City and trade group ¹	Number of establishments	1948 sales and receipts (Thousand dollars)	Active proprietors of unincorporated businesses Nov. 1948	Paid employees, workweek ended nearest Nov. 15, 1948	
				Total employees ²	Full workweek employees
Lewisburg:					
Retail trade.....	102	8,652	103	484	396
Selected service trades....	36	420	41	93	82
Remainder of county:					
Retail trade.....	80	1,876	86	65	46
Selected service trades....	16	86	17	9	4

1/ See General Description on this page for changes from the 1939 Census of Business in the coverage of Service Trades.

2/ Includes employees paid for less than the full workweek.

GENERAL DESCRIPTION OF PRELIMINARY RELEASES FOR THE 1948 CENSUS OF BUSINESS

This series of releases, of which one is planned for each county in the United States, presents preliminary results of the 1948 Census of Business. The information is based on reports submitted by business establishments for that Census. The figures shown are preliminary, and are subject to revision in the final Census publications, but the changes are expected to be relatively minor with respect to coverage. The final Census figures will be issued in a series of Business Census bulletins which will show additional detailed kind-of-business information for all places where there are a sufficient number of establishments.

The 1948 Census of Business was taken under the provision of the Act of June 19, 1948, which provides that the Business Census be taken for 1948 and for each fifth year thereafter. Previous Business Censuses were taken for the years 1929, 1933, 1935, and 1939.

Scope of the Census.—The 1948 Census of Business covered all establishments in the following trades, as defined by the Standard Industrial Classification Manual, May 1949 issue, of the Executive Office of the President: all retail trades; all wholesale trades; all service trades in the following four groups—personal services, business services, automobile repairs and services, and miscellaneous repair services; hotels; tourist courts and camps; and amusements, including motion picture theaters. Some important services not covered are radio broadcasting and television, medical and health, legal, educational, nonprofit, accounting, and domestic services.

This coverage is similar to that of the 1939 Business Census. However, "custom trades" and "services incidental to transportation," which are no longer included in the standard classification of the service trades, are not covered by the 1948 Census. In a number of localities, these exclusions as well as other changes in the standard classification may have

a considerable effect in comparing 1948 with 1939 data, particularly with respect to establishment count.

Establishment definition.—For Census purposes, a business establishment is defined to include only enterprises conducted from a recognizable place of business, provided that the annual sales were in excess of \$5,000 for a wholesale trade establishment and \$500 for establishments in other trades. A detailed analysis of coverage will be provided in future Census of Business publications.

"Number of establishments" is the number of separate business locations, rather than the number of business companies or organizations, since the Census figures represent information reported separately for each business location or establishment. The establishment count reflects the number of places in business at the end of 1948 excluding administrative and executive offices of multiunit organizations, and "chain store" warehouses.

Sales and receipts.—"1948 sales and receipts" represents sales of merchandise and receipts from repairs and other services to customers. The figures reflect deductions for returned goods and allowances, but not for trade-in allowances; they exclude sales and excise taxes collected from customers and paid directly to any taxing agency.

Proprietors.—"Active proprietors..." represents owners and partners of unincorporated businesses who devoted the major portion of their time to the business in November 1948.

Employment.—"Number of paid employees..." represents all employees on the pay roll for the pay period ending nearest November 15, 1948. "Full workweek" employees, whether regular or seasonal, are those who in the November 15 pay period were paid for working at least the number of hours typically worked in a week by employees of the reporting establishment.

1948 CENSUS OF BUSINESS

RETAIL, WHOLESALE, SERVICE TRADES

U. S. DEPARTMENT OF COMMERCE
BUREAU OF THE CENSUS

PRELIMINARY

For Release April 19, 1950

Release Series BC-1P-41-060

MAURY COUNTY, TENN.

Retail, wholesale, and service establishments located in Maury County, Tennessee, showed a substantial expansion in dollar volume of trade from 1939 to 1948 according to preliminary figures from the 1948 Census of Business released today by the Bureau of the Census, U. S. Department of Commerce.

Retail sales in the county during 1948 aggregated \$24.6 million, an increase of 219 percent over the \$7.7 million in 1939, when the preceding Census of Business was taken. Wholesale sales in the county reached a total of \$10.4 million in 1948 as compared with \$3.9 million in 1939. The service trades included in the Census of Business recorded receipts totaling \$1.2 million in 1948 compared with \$0.4 million in 1939.

Employment in the county also rose over the 9-year period between 1939 and 1948 for the above trades. Establishments in these trades reported a combined total of 1,893 paid employees for the workweek ended nearest November 15, 1948. This compared with a total of 1,334 employees reported for the week of November 15, 1939.

These preliminary figures have been derived from a Census report on Maury County, Tennessee, which also includes data for the cities of Columbia and Mount Pleasant. Final figures, superseding the preliminary data for Maury County, will be included in a Bulletin for the State of Tennessee to be issued in several months. Similar data will be made available this year in preliminary and final form for each of the counties and States. A single copy of the preliminary release for Maury County as well as an order blank for other area releases may be obtained by writing to the Bureau of the Census, Washington 25, D. C.

Table 1.—CENSUS OF BUSINESS PRELIMINARY RESULTS FOR 1948, BY TRADE GROUP

MAURY COUNTY, TENN.

Trade group and kind of business	Number of establishments	1948 sales and receipts (Thousand dollars)	Active proprietors of unincorporated businesses Nov. 1948	Paid employees, workweek ended nearest Nov. 15, 1948	
				Total employees ¹	Full workweek employees
RETAIL TRADE, total.....	456	24,615	454	1,371	1,124
Food group.....	150	5,469	156	187	136
Eating and drinking places.....	80	1,342	85	231	196
General merchandise grp, general stores.....	47	2,661	39	238	156
Apparel group.....	19	1,892	17	121	98
Furniture-home furnishgs-appliance grp.....	18	1,243	21	53	47
Automotive group.....	31	5,831	29	199	192
Gasoline service stations.....	44	1,371	40	69	61
Lumber-building-hardware group.....	18	2,542	14	115	107
Drug and proprietary stores.....	12	661	15	50	38
All other retail stores.....	37	1,603	38	108	93
WHOLESALE TRADE.....	18	10,429	17	218	x
SELECTED SERVICE TRADES, ^{2/} total.....	106	1,220	114	304	273
Personal services.....	66	842	72	240	218
All other service trades.....	40	378	42	64	55
AMUSEMENTS.....	12	347	9	50	x

x Not available.

1/ Includes employees paid for less than the full workweek.

2/ See General Description on last page for changes from the 1939 Census of Business in the coverage of Service Trades.

Table 2.—CENSUS OF BUSINESS PRELIMINARY RESULTS FOR 1948 FOR CITIES OF 2,500 INHABITANTS OR MORE
MAURY COUNTY, TENN.

(Data omitted for trade groups where necessary to avoid disclosure)

City and trade group ¹	Number of establishments	1948 sales and receipts (Thousand dollars)	Active proprietors of unincorporated businesses Nov. 1948	Paid employees, workweek ended nearest Nov. 15, 1948	
				Total employees ²	Full workweek employees
Columbia:					
Retail trade.....	236	18,843	233	1,079	909
Wholesale trade.....	12	7,348	11	176	x
Selected service trades....	69	993	78	249	225
Mount Pleasant:					
Retail trade.....	77	3,139	69	195	145
Selected service trades....	24	169	23	42	37
Remainder of county:					
Retail trade.....	143	2,633	152	97	70
Wholesale trade.....	6	3,081	6	42	x
Selected service trades....	13	58	13	13	11

x Not available.

1/ See General Description on this page for changes from the 1939 Census of Business in the coverage of Service Trades.

2/ Includes employees paid for less than the full workweek.

3/ Includes figures for establishments, other than wholesale, not located in cities of 2,500 inhabitants or more, and wholesale establishments not located in cities of 5,000 inhabitants or more.

GENERAL DESCRIPTION OF PRELIMINARY RELEASES FOR THE 1948 CENSUS OF BUSINESS

This series of releases, of which one is planned for each county in the United States, presents preliminary results of the 1948 Census of Business. The information is based on reports submitted by business establishments for that Census. The figures shown are preliminary, and are subject to revision in the final Census publications, but the changes are expected to be relatively minor with respect to coverage. The final Census figures will be issued in a series of Business Census bulletins which will show additional detailed kind-of-business information for all places where there are a sufficient number of establishments.

The 1948 Census of Business was taken under the provision of the Act of June 19, 1948, which provides that the Business Census be taken for 1948 and for each fifth year thereafter. Previous Business Censuses were taken for the years 1929, 1933, 1935, and 1939.

Scope of the Census.—The 1948 Census of Business covered all establishments in the following trades, as defined by the Standard Industrial Classification Manual, May 1949 issue, of the Executive Office of the President: all retail trades; all wholesale trades; all service trades in the following four groups—personal services, business services, automobile repairs and services, and miscellaneous repair services; hotels; tourist courts and camps; and amusements, including motion picture theaters. Some important services not covered are radio broadcasting and television, medical and health, legal, educational, nonprofit, accounting, and domestic services.

This coverage is similar to that of the 1939 Business Census. However, "custom trades" and "services incidental to transportation," which are no longer included in the standard classification of the service trades, are not covered by the 1948 Census. In a number of localities, these exclusions as well as other changes in the standard classification may have

a considerable effect in comparing 1948 with 1939 data, particularly with respect to establishment count.

Establishment definition.—For Census purposes, a business establishment is defined to include only enterprises conducted from a recognizable place of business, provided that the annual sales were in excess of \$5,000 for a wholesale trade establishment and \$500 for establishments in other trades. A detailed analysis of coverage will be provided in future Census of Business publications.

"Number of establishments" is the number of separate business locations, rather than the number of business companies or organizations, since the Census figures represent information reported separately for each business location or establishment. The establishment count reflects the number of places in business at the end of 1948 excluding administrative and executive offices of multiunit organizations, and "chain store" warehouses.

Sales and receipts.—"1948 sales and receipts" represents sales of merchandise and receipts from repairs and other services to customers. The figures reflect deductions for returned goods and allowances, but not for trade-in allowances; they exclude sales and excise taxes collected from customers and paid directly to any taxing agency.

Proprietors.—"Active proprietors..." represents owners and partners of unincorporated businesses who devoted the major portion of their time to the business in November 1948.

Employment.—"Number of paid employees..." represents all employees on the pay roll for the pay period ending nearest November 15, 1948. "Full workweek" employees, whether regular or seasonal, are those who in the November 15 pay period were paid for working at least the number of hours typically worked in a week by employees of the reporting establishment.

1948 CENSUS OF BUSINESS

RETAIL, WHOLESALE, SERVICE TRADES

U. S. DEPARTMENT OF COMMERCE
BUREAU OF THE CENSUS

PRELIMINARY

For Release April 17, 1950

Release Series BC-1P-41-061

MEIGS COUNTY, TENN.

Retail establishments located in Meigs County, Tennessee, showed a substantial expansion in dollar volume of trade from 1939 to 1948 according to preliminary figures from the 1948 Census of Business released today by the Bureau of the Census, U. S. Department of Commerce.

Retail sales in the county during 1948 aggregated \$934,000, an increase of 349 percent over the \$208,000 in 1939, when the preceding Census of Business was taken.

Employment in the county also rose over the 9-year period between 1939 and 1948 for the above trade. Retail establishments reported a total of 36 paid employees for the workweek ended nearest November 15, 1948. This compared with a total of 6 employees reported for the week of November 15, 1939.

These preliminary figures have been derived from a Census report on Meigs County, Tennessee. Final figures, superseding the preliminary data for Meigs County, will be included in a Bulletin for the State of Tennessee to be issued in several months. Similar data will be made available this year in preliminary and final form for each of the counties and States. A single copy of the preliminary release for Meigs County as well as an order blank for other area releases may be obtained by writing to the Bureau of the Census, Washington 25, D. C.

Table 1.—CENSUS OF BUSINESS PRELIMINARY RESULTS FOR 1948, BY TRADE GROUP

MEIGS COUNTY, TENN.

Trade group and kind of business	Number of establishments	1948 sales and receipts (Thousand dollars)	Active proprietors of unincorporated businesses Nov. 1948	Paid employees, workweek ended nearest Nov. 15, 1948	
				Total employees ¹	Full workweek employees
RETAIL TRADE, total.....	49	934	52	36	29
Food group.....	27	360	29	8	4
All other retail stores.....	22	574	23	28	25

¹/ Includes employees paid for less than the full workweek.

GENERAL DESCRIPTION OF PRELIMINARY RELEASES FOR THE
1948 CENSUS OF BUSINESS

This series of releases, of which one is planned for each county in the United States, presents preliminary results of the 1948 Census of Business. The information is based on reports submitted by business establishments for that Census. The figures shown are preliminary, and are subject to revision in the final Census publications, but the changes are expected to be relatively minor with respect to coverage. The final Census figures will be issued in a series of Business Census bulletins which will show additional detailed kind-of-business information for all places where there are a sufficient number of establishments.

The 1948 Census of Business was taken under the provision of the Act of June 19, 1948, which provides that the Business Census be taken for 1948 and for each fifth year thereafter. Previous Business Censuses were taken for the years 1929, 1933, 1935, and 1939.

Scope of the Census.—The 1948 Census of Business covered all establishments in the following trades, as defined by the Standard Industrial Classification Manual, May 1949 issue, of the Executive Office of the President: all retail trades; all wholesale trades; all service trades in the following four groups—personal services, business services, automobile repairs and services, and miscellaneous repair services; hotels; tourist courts and camps; and amusements, including motion picture theaters. Some important services not covered are radio broadcasting and television, medical and health, legal, educational, nonprofit, accounting, and domestic services.

This coverage is similar to that of the 1939 Business Census. However, "custom trades" and "services incidental to transportation," which are no longer included in the standard classification of the service trades, are not covered by the 1948 Census. In a number of localities, these exclusions as well as other changes in the standard classification may have a considerable effect in comparing

1948 with 1939 data, particularly with respect to establishment count.

Establishment definition.—For Census purposes, a business establishment is defined to include only enterprises conducted from a recognizable place of business, provided that the annual sales were in excess of \$5,000 for a wholesale trade establishment and \$500 for establishments in other trades. A detailed analysis of coverage will be provided in future Census of Business publications.

"Number of establishments" is the number of separate business locations, rather than the number of business companies or organizations, since the Census figures represent information reported separately for each business location or establishment. The establishment count reflects the number of places in business at the end of 1948 excluding administrative and executive offices of multiunit organizations, and "chain store" warehouses.

Sales and receipts.—"1948 sales and receipts" represents sales of merchandise and receipts from repairs and other services to customers. The figures reflect deductions for returned goods and allowances, but not for trade-in allowances; they exclude sales and excise taxes collected from customers and paid directly to any taxing agency.

Proprietors.—"Active proprietors..." represents owners and partners of unincorporated businesses who devoted the major portion of their time to the business in November 1948.

Employment.—"Number of paid employees..." represents all employees on the pay roll for the pay period ending nearest November 15, 1948. "Full workweek" employees, whether regular or seasonal, are those who in the November 15 pay period were paid for working at least the number of hours typically worked in a week by employees of the reporting establishment.

1948 CENSUS OF BUSINESS

RETAIL, WHOLESALE, SERVICE TRADES

U. S. DEPARTMENT OF COMMERCE
BUREAU OF THE CENSUS

PRELIMINARY

For Release April 13, 1950

Release Series BC-1P41-062

MONROE COUNTY, TENN.

Retail, wholesale, and service establishments located in Monroe County, Tennessee, showed a substantial expansion in dollar volume of trade from 1939 to 1948 according to preliminary figures from the 1948 Census of Business released today by the Bureau of the Census, U. S. Department of Commerce.

Retail sales in the county during 1948 aggregated \$8.2 million, an increase of 273 percent over the \$2.2 million in 1939, when the preceding Census of Business was taken. Wholesale sales in the county reached a total of \$2.0 million in 1948 as compared with \$0.7 million in 1939. The service trades included in the Census of Business recorded receipts totaling \$425,000 in 1948 compared with \$125,000 in 1939.

Employment in the county also rose over the 9-year period between 1939 and 1948 for the above trades. Establishments in these trades reported a combined total of 542 paid employees for the workweek ended nearest November 15, 1948. This compared with a total of 277 employees reported for the week of November 15, 1939.

These preliminary figures have been derived from a Census report on Monroe County, Tennessee, which also includes data for the city of Sweetwater. Final figures, superseding the preliminary data for Monroe County, will be included in a Bulletin for the State of Tennessee to be issued in several months. Similar data will be made available this year in preliminary and final form for each of the counties and States. A single copy of the preliminary release for Monroe County as well as an order blank for other area releases may be obtained by writing to the Bureau of the Census, Washington 25, D. C.

Table 1.—CENSUS OF BUSINESS PRELIMINARY RESULTS FOR 1948, BY TRADE GROUP
MONROE COUNTY, TENN.

Trade group and kind of business	Number of establishments	1948 sales and receipts (Thousand dollars)	Active proprietors of unincorporated businesses Nov. 1948	Paid employees, workweek ended nearest Nov. 15, 1948	
				Total employees ¹	Full workweek employees
RETAIL TRADE, total.....	196	8,235	207	431	339
Food group.....	76	2,132	82	63	46
Eating and drinking places.....	22	493	22	71	59
General merchandise grp, general stores.	25	876	23	51	31
Furniture-home furnishgs-appliance grp.	6	500	6	28	25
Automotive group.....	8	876	9	37	36
Gasoline service stations.....	25	745	31	33	22
Lumber-building-hardware group.....	11	1,472	10	81	75
Drug and proprietary stores.....	8	280	8	20	14
All other retail stores.....	15	861	16	47	31
WHOLESALE TRADE.....	6	2,015	2	35	x
SELECTED SERVICE TRADES, ² /total.....	43	425	45	76	75
Personal services.....	27	251	26	62	62
All other service trades.....	16	174	19	14	13
AMUSEMENTS.....	6	98	5	30	x

x Not available.

¹/ Includes employees paid for less than the full workweek.

²/ See General Description on last page for changes from the 1939 Census of Business in the coverage of Service Trades.

Table 2.—CENSUS OF BUSINESS PRELIMINARY RESULTS FOR 1948 FOR CITIES OF 2,500 INHABITANTS OR MORE

MONROE COUNTY, TENN.

(Data omitted for trade groups where necessary to avoid disclosure)

City and trade group ¹	Number of establishments	1948 sales and receipts (Thousand dollars)	Active proprietors of unincorporated businesses Nov. 1948	Paid employees, workweek ended nearest Nov. 15, 1948	
				Total employees ²	Full workweek employees
Sweetwater:					
Retail trade.....	61	4,211	55	287	221
Selected service trades....	20	201	23	50	49
Remainder of county:					
Retail trade.....	135	4,024	152	144	118
Selected service trades....	23	224	22	26	26

1/ See General Description on this page for changes from the 1939 Census of Business in the coverage of Service Trades.

2/ Includes employees paid for less than the full workweek.

GENERAL DESCRIPTION OF PRELIMINARY RELEASES FOR THE 1948 CENSUS OF BUSINESS

This series of releases, of which one is planned for each county in the United States, presents preliminary results of the 1948 Census of Business. The information is based on reports submitted by business establishments for that Census. The figures shown are preliminary, and are subject to revision in the final Census publications, but the changes are expected to be relatively minor with respect to coverage. The final Census figures will be issued in a series of Business Census bulletins which will show additional detailed kind-of-business information for all places where there are a sufficient number of establishments.

The 1948 Census of Business was taken under the provision of the Act of June 19, 1948, which provides that the Business Census be taken for 1948 and for each fifth year thereafter. Previous Business Censuses were taken for the years 1929, 1933, 1935, and 1939.

Scope of the Census.—The 1948 Census of Business covered all establishments in the following trades, as defined by the Standard Industrial Classification Manual, May 1949 issue, of the Executive Office of the President: all retail trades; all wholesale trades; all service trades in the following four groups—personal services, business services, automobile repairs and services, and miscellaneous repair services; hotels; tourist courts and camps; and amusements, including motion picture theaters. Some important services not covered are radio broadcasting and television, medical and health, legal, educational, nonprofit, accounting, and domestic services.

This coverage is similar to that of the 1939 Business Census. However, "custom trades" and "services incidental to transportation," which are no longer included in the standard classification of the service trades, are not covered by the 1948 Census. In a number of localities, these exclusions as well as other changes in the standard classification may have

a considerable effect in comparing 1948 with 1939 data, particularly with respect to establishment count.

Establishment definition.—For Census purposes, a business establishment is defined to include only enterprises conducted from a recognizable place of business, provided that the annual sales were in excess of \$5,000 for a wholesale trade establishment and \$500 for establishments in other trades. A detailed analysis of coverage will be provided in future Census of Business publications.

"Number of establishments" is the number of separate business locations, rather than the number of business companies or organizations, since the Census figures represent information reported separately for each business location or establishment. The establishment count reflects the number of places in business at the end of 1948 excluding administrative and executive offices of multiunit organizations, and "chain store" warehouses.

Sales and receipts.—"1948 sales and receipts" represents sales of merchandise and receipts from repairs and other services to customers. The figures reflect deductions for returned goods and allowances, but not for trade-in allowance; they exclude sales and excise taxes collected from customers and paid directly to any taxing agency.

Proprietors.—"Active proprietors..." represents owners and partners of unincorporated businesses who devoted the major portion of their time to the business in November 1948.

Employment.—"Number of paid employees..." represents all employees on the pay roll for the pay period ending nearest November 15, 1948. "Full workweek" employees, whether regular or seasonal, are those who in the November 15 pay period were paid for working at least the number of hours typically worked in a week by employees of the reporting establishment.

1948 CENSUS OF BUSINESS

RETAIL, WHOLESALE, SERVICE TRADES

U. S. DEPARTMENT OF COMMERCE
BUREAU OF THE CENSUS

PRELIMINARY

For Release April 17, 1950

Release Series BC-1P-41-063

MONTGOMERY COUNTY, TENN.

Retail, wholesale, and service establishments located in Montgomery County, Tennessee, showed a substantial expansion in dollar volume of trade from 1939 to 1948 according to preliminary figures from the 1948 Census of Business released today by the Bureau of the Census, U. S. Department of Commerce.

Retail sales in the county during 1948 aggregated \$22.6 million, an increase of 283 percent over the \$5.9 million in 1939, when the preceding Census of Business was taken. Wholesale sales in the county reached a total of \$32.1 million in 1948 as compared with \$8.9 million in 1939. The service trades included in the Census of Business recorded receipts totaling \$1.1 million in 1948 compared with \$0.3 million in 1939.

Employment in the county also rose over the 9-year period between 1939 and 1948 for the above trades. Establishments in these trades reported a combined total of 2,037 paid employees for the workweek ended nearest November 15, 1948. This compared with a total of 1,158 employees reported for the week of November 15, 1939.

These preliminary figures have been derived from a Census report on Montgomery County, Tennessee, which also includes data for the city of Clarksville. Final figures, superseding the preliminary data for Montgomery County, will be included in a Bulletin for the State of Tennessee to be issued in several months. Similar data will be made available this year in preliminary and final form for each of the counties and States. A single copy of the preliminary release for Montgomery County as well as an order blank for other area releases may be obtained by writing to the Bureau of the Census, Washington 25, D. C.

Table 1.—CENSUS OF BUSINESS PRELIMINARY RESULTS FOR 1948, BY TRADE GROUP

MONTGOMERY COUNTY, TENN.

Trade group and kind of business	Number of establishments	1948 sales and receipts (Thousand dollars)	Active proprietors of unincorporated businesses Nov. 1948	Paid employees, workweek ended nearest Nov. 15, 1948	
				Total employees ¹	Full workweek employees
RETAIL TRADE, total.....	407	22,590	397	1,270	1,032
Food group.....	168	5,531	171	180	114
Eating and drinking places.....	96	1,114	96	158	130
General merchandise grp, general stores.....	15	3,300	5	323	240
Apparel group.....	14	1,510	10	95	80
Furniture-home furnishgs-appliance grp.....	11	822	8	53	50
Automotive group.....	24	3,732	19	153	142
Gasoline service stations.....	31	973	33	51	43
Lumber-building-hardware group.....	16	3,458	20	124	113
Drug and proprietary stores.....	6	677	5	45	41
All other retail stores.....	26	1,473	30	88	79
WHOLESALE TRADE, total.....	45	32,069	39	487	x
Merchant wholesalers.....	21	17,875	14	342	x
Other types of wholesale.....	24	14,194	25	145	x
SELECTED SERVICE TRADES, ² /total.....	99	1,132	109	280	257
Personal services.....	55	759	63	218	200
All other service trades.....	44	373	46	62	57
AMUSEMENTS.....	11	473	7	44	x

x Not available.

¹/ Includes employees paid for less than the full workweek.

²/ See General Description on last page for changes from the 1939 Census of Business in the coverage of Service Trades.

Table 2.—CENSUS OF BUSINESS PRELIMINARY RESULTS FOR 1948 FOR CITIES OF 2,500 INHABITANTS OR MORE

MONTGOMERY COUNTY, TENN.

(Data omitted for trade groups where necessary to avoid disclosure)

City and trade group ¹	Number of establishments	1948 sales and receipts (Thousand dollars)	Active proprietors of unincorporated businesses Nov. 1948	Paid employees, workweek ended nearest Nov. 15, 1948	
				Total employees ²	Full workweek employees
Clarksville:					
Retail trade.....	256	19,842	234	1,190	987
Wholesale trade.....	45	32,069	39	487	x
Selected service trades....	84	1,021	94	264	242
Remainder of county:					
Retail trade.....	151	2,748	163	80	45
Selected service trades....	15	111	15	16	15

x Not available.

1/ See General Description on this page for changes from the 1939 Census of Business in the coverage of Service Trades.2/ Includes employees paid for less than the full workweek.

GENERAL DESCRIPTION OF PRELIMINARY RELEASES FOR THE 1948 CENSUS OF BUSINESS

This series of releases, of which one is planned for each county in the United States, presents preliminary results of the 1948 Census of Business. The information is based on reports submitted by business establishments for that Census. The figures shown are preliminary, and are subject to revision in the final Census publications, but the changes are expected to be relatively minor with respect to coverage. The final Census figures will be issued in a series of Business Census bulletins which will show additional detailed kind-of-business information for all places where there are a sufficient number of establishments.

The 1948 Census of Business was taken under the provision of the Act of June 19, 1948, which provides that the Business Census be taken for 1948 and for each fifth year thereafter. Previous Business Censuses were taken for the years 1929, 1933, 1935, and 1939.

Scope of the Census.—The 1948 Census of Business covered all establishments in the following trades, as defined by the Standard Industrial Classification Manual, May 1949 issue, of the Executive Office of the President: all retail trades; all wholesale trades; all service trades in the following four groups—personal services, business services, automobile repairs and services, and miscellaneous repair services; hotels; tourist courts and camps; and amusements, including motion picture theaters. Some important services not covered are radio broadcasting and television, medical and health, legal, educational, nonprofit, accounting, and domestic services.

This coverage is similar to that of the 1939 Business Census. However, "custom trades" and "services incidental to transportation," which are no longer included in the standard classification of the service trades, are not covered by the 1948 Census. In a number of localities, these exclusions as well as other changes in the standard classification may have

a considerable effect in comparing 1948 with 1939 data, particularly with respect to establishment count.

Establishment definition.—For Census purposes, a business establishment is defined to include only enterprises conducted from a recognizable place of business, provided that the annual sales were in excess of \$5,000 for a wholesale trade establishment and \$500 for establishments in other trades. A detailed analysis of coverage will be provided in future Census of Business publications.

"Number of establishments" is the number of separate business locations, rather than the number of business companies or organizations, since the Census figures represent information reported separately for each business location or establishment. The establishment count reflects the number of places in business at the end of 1948 excluding administrative and executive offices of multiunit organizations, and "chain store" warehouses.

Sales and receipts.—"1948 sales and receipts" represents sales of merchandise and receipts from repairs and other services to customers. The figures reflect deductions for returned goods and allowances, but not for trade-in allowances; they exclude sales and excise taxes collected from customers and paid directly to any taxing agency.

Proprietors.—"Active proprietors..." represents owners and partners of unincorporated businesses who devoted the major portion of their time to the business in November 1948.

Employment.—"Number of paid employees..." represents all employees on the pay roll for the pay period ending nearest November 15, 1948. "Full workweek" employees, whether regular or seasonal, are those who in the November 15 pay period were paid for working at least the number of hours typically worked in a week by employees of the reporting establishment.

1948 CENSUS OF BUSINESS

RETAIL, WHOLESALE, SERVICE TRADES

U. S. DEPARTMENT OF COMMERCE
BUREAU OF THE CENSUS

PRELIMINARY

For Release April 13, 1950

Release Series BC-1P-41-064

MOORE COUNTY, TENN.

Retail and service establishments located in Moore County, Tennessee, showed a substantial expansion in dollar volume of trade from 1939 to 1948 according to preliminary figures from the 1948 Census of Business released today by the Bureau of the Census, U. S. Department of Commerce.

Retail sales in the county during 1948 aggregated \$800,000, an increase of 340 per cent over the \$182,000 in 1939, when the preceding Census of Business was taken. The service trades included in the Census of Business recorded receipts totaling \$25,000 in 1948 compared with \$2,000 in 1939.

Employment in the county also rose over the 9-year period between 1939 and 1948 for the above trades. Establishments in these trades reported a combined total of 31 paid employees for the workweek ended nearest November 15, 1948. This compared with a total of 16 employees reported for the week of November 15, 1939.

These preliminary figures have been derived from a Census report on Moore County, Tennessee. Final figures, superseding the preliminary data for Moore County, will be included in a Bulletin for the State of Tennessee to be issued in several months. Similar data will be made available this year in preliminary and final form for each of the counties and States. A single copy of the preliminary release for Moore County as well as an order blank for other area releases may be obtained by writing to the Bureau of the Census, Washington 25, D. C.

Table 1.—CENSUS OF BUSINESS PRELIMINARY RESULTS FOR 1948, BY TRADE GROUP
MOORE COUNTY, TENN.

Trade group and kind of business	Number of establishments	1948 sales and receipts (Thousand dollars)	Active proprietors of unincorporated businesses Nov. 1948	Paid employees, workweek ended nearest Nov. 15, 1948	
				Total employees ¹	Full workweek employees
RETAIL TRADE, total.....	28	800	29	23	16
Food group.....	8	269	10	4	3
All other retail stores.....	20	531	19	19	13
SELECTED SERVICE TRADES, ^{2/} total.....	10	25	10	8	6
Personal services.....	5	19	5	8	6
All other service trades.....	5	6	5	-	-

^{1/} Includes employees paid for less than the full workweek.

^{2/} See General Description on last page for changes from the 1939 Census of Business in the coverage of Service Trades.

GENERAL DESCRIPTION OF PRELIMINARY RELEASES FOR THE 1948 CENSUS OF BUSINESS

This series of releases, of which one is planned for each county in the United States, presents preliminary results of the 1948 Census of Business. The information is based on reports submitted by business establishments for that Census. The figures shown are preliminary, and are subject to revision in the final Census publications, but the changes are expected to be relatively minor with respect to coverage. The final Census figures will be issued in a series of Business Census bulletins which will show additional detailed kind-of-business information for all places where there are a sufficient number of establishments.

The 1948 Census of Business was taken under the provision of the Act of June 19, 1948, which provides that the Business Census be taken for 1948 and for each fifth year thereafter. Previous Business Censuses were taken for the years 1929, 1933, 1935, and 1939.

Scope of the Census.—The 1948 Census of Business covered all establishments in the following trades, as defined by the Standard Industrial Classification Manual, May 1949 issue, of the Executive Office of the President: all retail trades; all wholesale trades; all service trades in the following four groups—personal services, business services, automobile repairs and services, and miscellaneous repair services; hotels; tourist courts and camps; and amusements, including motion picture theaters. Some important services not covered are radio broadcasting and television, medical and health, legal, educational, nonprofit, accounting, and domestic services.

This coverage is similar to that of the 1939 Business Census. However, "custom trades" and "services incidental to transportation," which are no longer included in the standard classification of the service trades, are not covered by the 1948 Census. In a number of localities, these exclusions as well as other changes in the standard classification may have a considerable effect in comparing

1948 with 1939 data, particularly with respect to establishment count.

Establishment definition.—For Census purposes, a business establishment is defined to include only enterprises conducted from a recognizable place of business, provided that the annual sales were in excess of \$5,000 for a wholesale trade establishment and \$500 for establishments in other trades. A detailed analysis of coverage will be provided in future Census of Business publications.

"Number of establishments" is the number of separate business locations, rather than the number of business companies or organizations, since the Census figures represent information reported separately for each business location or establishment. The establishment count reflects the number of places in business at the end of 1948 excluding administrative and executive offices of multiunit organizations, and "chain store" warehouses.

Sales and receipts.—"1948 sales and receipts" represents sales of merchandise and receipts from repairs and other services to customers. The figures reflect deductions for returned goods and allowances, but not for trade-in allowances; they exclude sales and excise taxes collected from customers and paid directly to any taxing agency.

Proprietors.—"Active proprietors..." represents owners and partners of unincorporated businesses who devoted the major portion of their time to the business in November 1948.

Employment.—"Number of paid employees..." represents all employees on the pay roll for the pay period ending nearest November 15, 1948. "Full workweek" employees, whether regular or seasonal, are those who in the November 15 pay period were paid for working at least the number of hours typically worked in a week by employees of the reporting establishment.

1948 CENSUS OF BUSINESS

RETAIL, WHOLESALE, SERVICE TRADES

U. S. DEPARTMENT OF COMMERCE
BUREAU OF THE CENSUS

PRELIMINARY

For Release April 17, 1950

Release Series BC-1P-41-065

MORGAN COUNTY, TENN.

Retail and service establishments located in Morgan County, Tennessee, showed a substantial expansion in dollar volume of trade from 1939 to 1948 according to preliminary figures from the 1948 Census of Business released today by the Bureau of the Census, U. S. Department of Commerce.

Retail sales in the county during 1948 aggregated \$3.3 million, an increase of 230 percent over the \$1.0 million in 1939, when the preceding Census of Business was taken. The service trades included in the Census of Business recorded receipts totaling \$51,000 in 1948 compared with \$19,000 in 1939.

Employment in the county decreased over the 9-year period between 1939 and 1948 for the above trades. Establishments in these trades reported a combined total of 135 paid employees for the workweek ended nearest November 15, 1948. This compared with a total of 208 employees reported for the week of November 15, 1939.

These preliminary figures have been derived from a Census report on Morgan County, Tennessee. Final figures, superseding the preliminary data for Morgan County, will be included in a Bulletin for the State of Tennessee to be issued in several months. Similar data will be made available this year in preliminary and final form for each of the counties and States. A single copy of the preliminary release for Morgan County as well as an order blank for other area releases may be obtained by writing to the Bureau of the Census, Washington 25, D. C.

Table 1.—CENSUS OF BUSINESS PRELIMINARY RESULTS FOR 1948, BY TRADE GROUP

MORGAN COUNTY, TENN.

Trade group and kind of business	Number of establishments	1948 sales and receipts (Thousand dollars)	Active proprietors of unincorporated businesses Nov. 1948	Paid employees, workweek ended nearest Nov. 15, 1948	
				Total employees ¹	Full workweek employees
RETAIL TRADE, total.....	122	3,348	121	127	101
Food group.....	53	1,073	52	23	14
Eating and drinking places.....	22	264	23	13	12
Gasoline service stations.....	9	262	8	12	12
All other retail stores.....	38	1,749	38	79	63
SELECTED SERVICE TRADES ^{2/}	15	51	17	8	6

^{1/} Includes employees paid for less than the full workweek.

^{2/} See General Description on last page for changes from the 1939 Census of Business in the coverage of Service Trades.

GENERAL DESCRIPTION OF PRELIMINARY RELEASES FOR THE 1948 CENSUS OF BUSINESS

This series of releases, of which one is planned for each county in the United States, presents preliminary results of the 1948 Census of Business. The information is based on reports submitted by business establishments for that Census. The figures shown are preliminary, and are subject to revision in the final Census publications, but the changes are expected to be relatively minor with respect to coverage. The final Census figures will be issued in a series of Business Census bulletins which will show additional detailed kind-of-business information for all places where there are a sufficient number of establishments.

The 1948 Census of Business was taken under the provision of the Act of June 19, 1948, which provides that the Business Census be taken for 1948 and for each fifth year thereafter. Previous Business Censuses were taken for the years 1929, 1933, 1935, and 1939.

Scope of the Census.—The 1948 Census of Business covered all establishments in the following trades, as defined by the Standard Industrial Classification Manual, May 1949 issue, of the Executive Office of the President: all retail trades; all wholesale trades; all service trades in the following four groups—personal services, business services, automobile repairs and services, and miscellaneous repair services; hotels; tourist courts and camps; and amusements, including motion picture theaters. Some important services not covered are radio broadcasting and television, medical and health, legal, educational, nonprofit, accounting, and domestic services.

This coverage is similar to that of the 1939 Business Census. However, "custom trades" and "services incidental to transportation," which are no longer included in the standard classification of the service trades, are not covered by the 1948 Census. In a number of localities, these exclusions as well as other changes in the standard classification may have a considerable effect in comparing

1948 with 1939 data, particularly with respect to establishment count.

Establishment definition.—For Census purposes, a business establishment is defined to include only enterprises conducted from a recognizable place of business, provided that the annual sales were in excess of \$5,000 for a wholesale trade establishment and \$500 for establishments in other trades. A detailed analysis of coverage will be provided in future Census of Business publications.

"Number of establishments" is the number of separate business locations, rather than the number of business companies or organizations, since the Census figures represent information reported separately for each business location or establishment. The establishment count reflects the number of places in business at the end of 1948 excluding administrative and executive offices of multiunit organizations, and "chain store" warehouses.

Sales and receipts.—"1948 sales and receipts" represents sales of merchandise and receipts from repairs and other services to customers. The figures reflect deductions for returned goods and allowances, but not for trade-in allowances; they exclude sales and excise taxes collected from customers and paid directly to any taxing agency.

Proprietors.—"Active proprietors..." represents owners and partners of unincorporated businesses who devoted the major portion of their time to the business in November 1948.

Employment.—"Number of paid employees..." represents all employees on the pay roll for the pay period ending nearest November 15, 1948. "Full workweek" employees, whether regular or seasonal, are those who in the November 15 pay period were paid for working at least the number of hours typically worked in a week by employees of the reporting establishment.

1948 CENSUS OF BUSINESS

RETAIL, WHOLESALE, SERVICE TRADES

U. S. DEPARTMENT OF COMMERCE
BUREAU OF THE CENSUS

PRELIMINARY

For Release April 17, 1950

Release Series BC-1P-41-066

OBION COUNTY, TENN.

Retail, wholesale, and service establishments located in Obion County, Tennessee, showed a substantial expansion in dollar volume of trade from 1939 to 1948 according to preliminary figures from the 1948 Census of Business released today by the Bureau of the Census, U. S. Department of Commerce.

Retail sales in the county during 1948 aggregated \$17.2 million, an increase of 213 percent over the \$5.5 million in 1939, when the preceding Census of Business was taken. Wholesale sales in the county reached a total of \$16.1 million in 1948 as compared with \$7.0 million in 1939. The service trades included in the Census of Business recorded receipts totaling \$640,000 in 1948 compared with \$256,000 in 1939.

Employment in the county also rose over the 9-year period between 1939 and 1948 for the above trades. Establishments in these trades reported a combined total of 1,325 paid employees for the workweek ended nearest November 15, 1948. This compared with a total of 959 employees reported for the week of November 15, 1939.

These preliminary figures have been derived from a Census report on Obion County, Tennessee, which also includes data for Union City. Final figures, superseding the preliminary data for Obion County, will be included in a Bulletin for the State of Tennessee to be issued in several months. Similar data will be made available this year in preliminary and final form for each of the counties and States. A single copy of the preliminary release for Obion County as well as an order blank for other area releases may be obtained by writing to the Bureau of the Census, Washington 25, D. C.

Table 1.—CENSUS OF BUSINESS PRELIMINARY RESULTS FOR 1948, BY TRADE GROUP

OBION COUNTY, TENN.

Trade group and kind of business	Number of establishments	1948 sales and receipts (Thousand dollars)	Active proprietors of unincorporated businesses Nov. 1948	Paid employees, workweek ended nearest Nov. 15, 1948	
				Total employees ¹	Full workweek employees
RETAIL TRADE, total.....	342	17,192	351	948	738
Food group.....	112	3,891	112	150	99
Eating and drinking places.....	52	826	58	97	75
General merchandise grp, general stores.....	26	1,391	24	115	66
Apparel group.....	16	1,236	11	80	68
Furniture-home furnishings-appliance grp.....	22	1,495	24	67	53
Automotive group.....	25	3,665	27	138	128
Gasoline service stations.....	36	931	35	79	61
Lumber-building-hardware group.....	24	2,779	31	130	119
Drug and proprietary stores.....	10	452	11	41	32
All other retail stores.....	19	526	18	51	37
WHOLESALE TRADE, total.....	46	16,137	32	258	x
Merchant wholesalers.....	15	4,249	10	87	x
Other types of wholesale.....	31	11,888	22	171	x
SELECTED SERVICE TRADES, ^{2/} total.....	73	640	74	119	111
Personal services.....	48	473	50	106	98
All other service trades.....	25	167	24	13	13

x Not available.

^{1/} Includes employees paid for less than the full workweek.

^{2/} See General Description on last page for changes from the 1939 Census of Business in the coverage of Service Trades.

Table 2.—CENSUS OF BUSINESS PRELIMINARY RESULTS FOR 1948 FOR CITIES OF 2,500 INHABITANTS OR MORE

OBION COUNTY, TENN.

(Data omitted for trade groups where necessary to avoid disclosure)

City and trade group ¹	Number of establishments	1948 sales and receipts (Thousand dollars)	Active proprietors of unincorporated businesses Nov. 1948	Paid employees, workweek ended nearest Nov. 15, 1948	
				Total employees ²	Full workweek employees
Union City:					
Retail trade.....	169	12,549	177	708	550
Wholesale trade.....	29	11,084	19	162	x
Selected service trades....	40	422	40	87	82
Remainder of county:					
Retail trade.....	173	4,643	174	240	188
Wholesale trade.....	17	5,053	13	96	x
Selected service trades....	33	218	34	32	29

x Not available.

1/ See General Description on this page for changes from the 1939 Census of Business in the coverage of Service Trades.

2/ Includes employees paid for less than the full workweek.

GENERAL DESCRIPTION OF PRELIMINARY RELEASES FOR THE 1948 CENSUS OF BUSINESS

This series of releases, of which one is planned for each county in the United States, presents preliminary results of the 1948 Census of Business. The information is based on reports submitted by business establishments for that Census. The figures shown are preliminary, and are subject to revision in the final Census publications, but the changes are expected to be relatively minor with respect to coverage. The final Census figures will be issued in a series of Business Census bulletins which will show additional detailed kind-of-business information for all places where there are a sufficient number of establishments.

The 1948 Census of Business was taken under the provision of the Act of June 19, 1948, which provides that the Business Census be taken for 1948 and for each fifth year thereafter. Previous Business Censuses were taken for the years 1929, 1933, 1935, and 1939.

Scope of the Census.—The 1948 Census of Business covered all establishments in the following trades, as defined by the Standard Industrial Classification Manual, May 1949 issue, of the Executive Office of the President: all retail trades; all wholesale trades; all service trades in the following four groups—personal services, business services, automobile repairs and services, and miscellaneous repair services; hotels; tourist courts and camps; and amusements, including motion picture theaters. Some important services not covered are radio broadcasting and television, medical and health, legal, educational, nonprofit, accounting, and domestic services.

This coverage is similar to that of the 1939 Business Census. However, "custom trades" and "services incidental to transportation," which are no longer included in the standard classification of the service trades, are not covered by the 1948 Census. In a number of localities, these exclusions as well as other changes in the standard classification may have

a considerable effect in comparing 1948 with 1939 data, particularly with respect to establishment count.

Establishment definition.—For Census purposes, a business establishment is defined to include only enterprises conducted from a recognizable place of business, provided that the annual sales were in excess of \$5,000 for a wholesale trade establishment and \$500 for establishments in other trades. A detailed analysis of coverage will be provided in future Census of Business publications.

"Number of establishments" is the number of separate business locations, rather than the number of business companies or organizations, since the Census figures represent information reported separately for each business location or establishment. The establishment count reflects the number of places in business at the end of 1948 excluding administrative and executive offices of multiunit organizations, and "chain store" warehouses.

Sales and receipts.—"1948 sales and receipts" represents sales of merchandise and receipts from repairs and other services to customers. The figures reflect deductions for returned goods and allowances, but not for trade-in allowances; they exclude sales and excise taxes collected from customers and paid directly to any taxing agency.

Proprietors.—"Active proprietors..." represents owners and partners of unincorporated businesses who devoted the major portion of their time to the business in November 1948.

Employment.—"Number of paid employees..." represents all employees on the pay roll for the pay period ending nearest November 15, 1948. "Full workweek" employees, whether regular or seasonal, are those who in the November 15 pay period were paid for working at least the number of hours typically worked in a week by employees of the reporting establishment.

1948 CENSUS OF BUSINESS

RETAIL, WHOLESALE, SERVICE TRADES

U. S. DEPARTMENT OF COMMERCE
BUREAU OF THE CENSUS

PRELIMINARY

For Release April 13, 1950

Release Series BC-1P-41-067

OVERTON COUNTY, TENN.

Retail and service establishments located in Overton County, Tennessee, showed a substantial expansion in dollar volume of trade from 1939 to 1948 according to preliminary figures from the 1948 Census of Business released today by the Bureau of the Census, U. S. Department of Commerce.

Retail sales in the county during 1948 aggregated \$4.5 million, an increase of 275 percent over the \$1.2 million in 1939, when the preceding Census of Business was taken. The service trades included in the Census of Business recorded receipts totaling \$152,000 in 1948 compared with \$28,000 in 1939.

Employment in the county also rose over the 9-year period between 1939 and 1948 for the above trades. Establishments in these trades reported a combined total of 263 paid employees for the workweek ended nearest November 15, 1948. This compared with a total of 110 employees reported for the week of November 15, 1939.

These preliminary figures have been derived from a Census report on Overton County, Tennessee. Final figures, superseding the preliminary data for Overton County, will be included in a Bulletin for the State of Tennessee to be issued in several months. Similar data will be made available this year in preliminary and final form for each of the counties and States. A single copy of the preliminary release for Overton County as well as an order blank for other area releases may be obtained by writing to the Bureau of the Census, Washington 25, D. C.

Table 1.—CENSUS OF BUSINESS PRELIMINARY RESULTS FOR 1948, BY TRADE GROUP
OVERTON COUNTY, TENN.

Trade group and kind of business	Number of establishments	1948 sales and receipts (Thousand dollars)	Active proprietors of unincorporated businesses Nov. 1948	Paid employees, workweek ended nearest Nov. 15, 1948	
				Total employees ¹	Full workweek employees
RETAIL TRADE, total.....	154	4,450	162	218	185
Food group.....	60	875	62	33	27
Eating and drinking places.....	13	139	14	25	21
General merchandise grp, general stores.	35	859	34	27	19
Apparel group.....	5	299	7	12	9
Automotive group.....	6	750	9	31	31
Gasoline service stations.....	16	454	18	30	27
Lumber-building-hardware group.....	7	571	6	29	28
All other retail stores.....	12	503	12	31	23
SELECTED SERVICE TRADES, ^{2/} total.....	21	152	24	45	45
Personal services.....	15	141	18	42	42
All other service trades.....	6	11	6	3	3

^{1/} Includes employees paid for less than the full workweek.

^{2/} See General Description on last page for changes from the 1939 Census of Business in the coverage of Service Trades.

GENERAL DESCRIPTION OF PRELIMINARY RELEASES FOR THE 1948 CENSUS OF BUSINESS

This series of releases, of which one is planned for each county in the United States, presents preliminary results of the 1948 Census of Business. The information is based on reports submitted by business establishments for that Census. The figures shown are preliminary, and are subject to revision in the final Census publications, but the changes are expected to be relatively minor with respect to coverage. The final Census figures will be issued in a series of Business Census bulletins which will show additional detailed kind-of-business information for all places where there are a sufficient number of establishments.

The 1948 Census of Business was taken under the provision of the Act of June 19, 1948, which provides that the Business Census be taken for 1948 and for each fifth year thereafter. Previous Business Censuses were taken for the years 1929, 1933, 1935, and 1939.

Scope of the Census.—The 1948 Census of Business covered all establishments in the following trades, as defined by the Standard Industrial Classification Manual, May 1949 issue, of the Executive Office of the President: all retail trades; all wholesale trades; all service trades in the following four groups—personal services, business services, automobile repairs and services, and miscellaneous repair services; hotels; tourist courts and camps; and amusements, including motion picture theaters. Some important services not covered are radio broadcasting and television, medical and health, legal, educational, nonprofit, accounting, and domestic services.

This coverage is similar to that of the 1939 Business Census. However, "custom trades" and "services incidental to transportation," which are no longer included in the standard classification of the service trades, are not covered by the 1948 Census. In a number of localities, these exclusions as well as other changes in the standard classification may have a considerable effect in comparing

1948 with 1939 data, particularly with respect to establishment count.

Establishment definition.—For Census purposes, a business establishment is defined to include only enterprises conducted from a recognizable place of business, provided that the annual sales were in excess of \$5,000 for a wholesale trade establishment and \$500 for establishments in other trades. A detailed analysis of coverage will be provided in future Census of Business publications.

"Number of establishments" is the number of separate business locations, rather than the number of business companies or organizations, since the Census figures represent information reported separately for each business location or establishment. The establishment count reflects the number of places in business at the end of 1948 excluding administrative and executive offices of multiunit organizations, and "chain store" warehouses.

Sales and receipts.—"1948 sales and receipts" represents sales of merchandise and receipts from repairs and other services to customers. The figures reflect deductions for returned goods and allowances, but not for trade-in allowances; they exclude sales and excise taxes collected from customers and paid directly to any taxing agency.

Proprietors.—"Active proprietors..." represents owners and partners of unincorporated businesses who devoted the major portion of their time to the business in November 1948.

Employment.—"Number of paid employees..." represents all employees on the pay roll for the pay period ending nearest November 15, 1948. "Full workweek" employees, whether regular or seasonal, are those who in the November 15 pay period were paid for working at least the number of hours typically worked in a week by employees of the reporting establishment.

1948 CENSUS OF BUSINESS

RETAIL, WHOLESALE, SERVICE TRADES

U. S. DEPARTMENT OF COMMERCE
BUREAU OF THE CENSUS

PRELIMINARY

For Release May 1, 1950

Release Series BC-1P-41-068

PERRY COUNTY, TENN.

Retail and service establishments located in Perry County, Tennessee, showed a substantial expansion in dollar volume of trade from 1939 to 1948 according to preliminary figures from the 1948 Census of Business released today by the Bureau of the Census, U. S. Department of Commerce.

Retail sales in the county during 1948 aggregated \$1.6 million, an increase of 167 percent over the \$0.6 million in 1939, when the preceding Census of Business was taken. The service trades included in the Census of Business recorded receipts totaling \$33,000 in 1948 compared with \$22,000 in 1939.

Employment in the county also rose over the 9-year period between 1939 and 1948 for the above trades. Establishments in these trades reported a combined total of 64 paid employees for the workweek ended nearest November 15, 1948. This compared with a total of 40 employees reported for the week of November 15, 1939.

These preliminary figures have been derived from a Census report on Perry County, Tennessee. Final figures, superseding the preliminary data for Perry County, will be included in a Bulletin for the State of Tennessee to be issued in several months. Similar data will be made available this year in preliminary and final form for each of the counties and States. A single copy of the preliminary release for Perry County as well as an order blank for other area releases may be obtained by writing to the Bureau of the Census, Washington 25, D. C.

Table 1.—CENSUS OF BUSINESS PRELIMINARY RESULTS FOR 1948, BY TRADE GROUP

PERRY COUNTY, TENN.

Trade group and kind of business	Number of establishments	1948 sales and receipts (Thousand dollars)	Active proprietors of unincorporated businesses Nov. 1948	Paid employees, workweek ended nearest Nov. 15, 1948	
				Total employees ¹	Full workweek employees
RETAIL TRADE, total.....	72	1,578	79	55	47
Food group.....	41	392	43	4	2
Eating and drinking places.....	6	93	5	9	8
All other retail stores.....	25	1,093	31	42	37
SELECTED SERVICE TRADES ^{2/}	12	33	12	9	5

^{1/} Includes employees paid for less than the full workweek.

^{2/} See General Description on last page for changes from the 1939 Census of Business in the coverage of Service Trades.

GENERAL DESCRIPTION OF PRELIMINARY RELEASES FOR THE 1948 CENSUS OF BUSINESS

This series of releases, of which one is planned for each county in the United States, presents preliminary results of the 1948 Census of Business. The information is based on reports submitted by business establishments for that Census. The figures shown are preliminary, and are subject to revision in the final Census publications, but the changes are expected to be relatively minor with respect to coverage. The final Census figures will be issued in a series of Business Census bulletins which will show additional detailed kind-of-business information for all places where there are a sufficient number of establishments.

The 1948 Census of Business was taken under the provision of the Act of June 19, 1948, which provides that the Business Census be taken for 1948 and for each fifth year thereafter. Previous Business Censuses were taken for the years 1929, 1933, 1935, and 1939.

Scope of the Census.—The 1948 Census of Business covered all establishments in the following trades, as defined by the Standard Industrial Classification Manual, May 1949 issue, of the Executive Office of the President: all retail trades; all wholesale trades; all service trades in the following four groups—personal services, business services, automobile repairs and services, and miscellaneous repair services; hotels; tourist courts and camps; and amusements, including motion picture theaters. Some important services not covered are radio broadcasting and television, medical and health, legal, educational, nonprofit, accounting, and domestic services.

This coverage is similar to that of the 1939 Business Census. However, "custom trades" and "services incidental to transportation," which are no longer included in the standard classification of the service trades, are not covered by the 1948 Census. In a number of localities, these exclusions as well as other changes in the standard classification may have a considerable effect in comparing

1948 with 1939 data, particularly with respect to establishment count.

Establishment definition.—For Census purposes, a business establishment is defined to include only enterprises conducted from a recognizable place of business, provided that the annual sales were in excess of \$5,000 for a wholesale trade establishment and \$500 for establishments in other trades. A detailed analysis of coverage will be provided in future Census of Business publications.

"Number of establishments" is the number of separate business locations, rather than the number of business companies or organizations, since the Census figures represent information reported separately for each business location or establishment. The establishment count reflects the number of places in business at the end of 1948 excluding administrative and executive offices of multiunit organizations, and "chain store" warehouses.

Sales and receipts.—"1948 sales and receipts" represents sales of merchandise and receipts from repairs and other services to customers. The figures reflect deductions for returned goods and allowances, but not for trade-in allowances; they exclude sales and excise taxes collected from customers and paid directly to any taxing agency.

Proprietors.—"Active proprietors..." represents owners and partners of unincorporated businesses who devoted the major portion of their time to the business in November 1948.

Employment.—"Number of paid employees..." represents all employees on the pay roll for the pay period ending nearest November 15, 1948. "Full workweek" employees, whether regular or seasonal, are those who in the November 15 pay period were paid for working at least the number of hours typically worked in a week by employees of the reporting establishment.

1948 CENSUS OF BUSINESS

RETAIL, WHOLESALE, SERVICE TRADES

U. S. DEPARTMENT OF COMMERCE
BUREAU OF THE CENSUS

PRELIMINARY

For Release April 17, 1950

Release Series BC-1P-41-069

PICKETT COUNTY, TENN.

Retail establishments located in Pickett County, Tennessee, showed a substantial expansion in dollar volume of trade from 1939 to 1948 according to preliminary figures from the 1948 Census of Business released today by the Bureau of the Census, U. S. Department of Commerce.

Retail sales in the county during 1948 aggregated \$884,000, an increase of 166 percent over the \$332,000 in 1939, when the preceding Census of Business was taken.

Employment in the county also rose over the 9-year period between 1939 and 1948 for the above trade. Retail establishments reported a total of 28 paid employees for the workweek ended nearest November 15, 1948. This compared with a total of 5 employees reported for the week of November 15, 1939.

These preliminary figures have been derived from a Census report on Pickett County, Tennessee. Final figures, superseding the preliminary data for Pickett County, will be included in a Bulletin for the State of Tennessee to be issued in several months. Similar data will be made available this year in preliminary and final form for each of the counties and States. A single copy of the preliminary release for Pickett County as well as an order blank for other area releases may be obtained by writing to the Bureau of the Census, Washington 25, D. C.

Table 1.—CENSUS OF BUSINESS PRELIMINARY RESULTS FOR 1948, BY TRADE GROUP

PICKETT COUNTY, TENN.

Trade group and kind of business	Number of establishments	1948 sales and receipts (Thousand dollars)	Active proprietors of unincorporated businesses Nov. 1948	Paid employees, workweek ended nearest Nov. 15, 1948	
				Total employees ¹	Full workweek employees
RETAIL TRADE, total.....	69	884	74	28	23
Food group.....	37	189	39	1	1
All other retail stores.....	32	695	35	27	22

¹/ Includes employees paid for less than the full workweek.

GENERAL DESCRIPTION OF PRELIMINARY RELEASES FOR THE 1948 CENSUS OF BUSINESS

This series of releases, of which one is planned for each county in the United States, presents preliminary results of the 1948 Census of Business. The information is based on reports submitted by business establishments for that Census. The figures shown are preliminary, and are subject to revision in the final Census publications, but the changes are expected to be relatively minor with respect to coverage. The final Census figures will be issued in a series of Business Census bulletins which will show additional detailed kind-of-business information for all places where there are a sufficient number of establishments.

The 1948 Census of Business was taken under the provision of the Act of June 19, 1948, which provides that the Business Census be taken for 1948 and for each fifth year thereafter. Previous Business Censuses were taken for the years 1929, 1933, 1935, and 1939.

Scope of the Census.—The 1948 Census of Business covered all establishments in the following trades, as defined by the Standard Industrial Classification Manual, May 1949 issue, of the Executive Office of the President: all retail trades; all wholesale trades; all service trades in the following four groups—personal services, business services, automobile repairs and services, and miscellaneous repair services; hotels; tourist courts and camps; and amusements, including motion picture theaters. Some important services not covered are radio broadcasting and television, medical and health, legal, educational, nonprofit, accounting, and domestic services.

This coverage is similar to that of the 1939 Business Census. However, "custom trades" and "services incidental to transportation," which are no longer included in the standard classification of the service trades, are not covered by the 1948 Census. In a number of localities, these exclusions as well as other changes in the standard classification may have a considerable effect in comparing

1948 with 1939 data, particularly with respect to establishment count.

Establishment definition.—For Census purposes, a business establishment is defined to include only enterprises conducted from a recognizable place of business, provided that the annual sales were in excess of \$5,000 for a wholesale trade establishment and \$500 for establishments in other trades. A detailed analysis of coverage will be provided in future Census of Business publications.

"Number of establishments" is the number of separate business locations, rather than the number of business companies or organizations, since the Census figures represent information reported separately for each business location or establishment. The establishment count reflects the number of places in business at the end of 1948 excluding administrative and executive offices of multiunit organizations, and "chain store" warehouses.

Sales and receipts.—"1948 sales and receipts" represents sales of merchandise and receipts from repairs and other services to customers. The figures reflect deductions for returned goods and allowances, but not for trade-in allowances; they exclude sales and excise taxes collected from customers and paid directly to any taxing agency.

Proprietors.—"Active proprietors..." represents owners and partners of unincorporated businesses who devoted the major portion of their time to the business in November 1948.

Employment.—"Number of paid employees..." represents all employees on the pay roll for the pay period ending nearest November 15, 1948. "Full workweek" employees, whether regular or seasonal, are those who in the November 15 pay period were paid for working at least the number of hours typically worked in a week by employees of the reporting establishment.

1948 CENSUS OF BUSINESS

RETAIL, WHOLESALE, SERVICE TRADES

U. S. DEPARTMENT OF COMMERCE
BUREAU OF THE CENSUS

PRELIMINARY

For Release April 20, 1950

Release Series BC-1P-41-070

POLK COUNTY, TENN.

Retail and service establishments located in Polk County, Tennessee, showed a substantial expansion in dollar volume of trade from 1939 to 1948 according to preliminary figures from the 1948 Census of Business released today by the Bureau of the Census, U. S. Department of Commerce.

Retail sales in the county during 1948 aggregated \$6.0 million, an increase of 150 percent over the \$2.4 million in 1939, when the preceding Census of Business was taken. The service trades included in the Census of Business recorded receipts totaling \$74,000 in 1948 compared with \$63,000 in 1939.

Employment in the county also rose over the 9-year period between 1939 and 1948 for the above trades. Establishments in these trades reported a combined total of 348 paid employees for the workweek ended nearest November 15, 1948. This compared with a total of 266 employees reported for the week of November 15, 1939.

These preliminary figures have been derived from a Census report on Polk County, Tennessee. Final figures, superseding the preliminary data for Polk County, will be included in a Bulletin for the State of Tennessee to be issued in several months. Similar data will be made available this year in preliminary and final form for each of the counties and States. A single copy of the preliminary release for Polk County as well as an order blank for other area releases may be obtained by writing to the Bureau of the Census, Washington 25, D. C.

Table 1.—CENSUS OF BUSINESS PRELIMINARY RESULTS FOR 1948, BY TRADE GROUP
POLK COUNTY, TENN.

Trade group and kind of business	Number of establishments	1948 sales and receipts (Thousand dollars)	Active proprietors of unincorporated businesses Nov. 1948	Paid employees, workweek ended nearest Nov. 15, 1948	
				Total employees ¹	Full workweek employees
RETAIL TRADE, total.....	151	5,969	164	338	289
Food group.....	44	1,061	44	35	20
Eating and drinking places.....	25	310	26	51	41
General merchandise grp, general stores.	41	2,429	45	107	96
Furniture-home furnishings-appliance grp.	7	313	9	14	13
Automotive group.....	9	949	15	58	54
Gasoline service stations.....	12	302	11	16	15
All other retail stores.....	13	605	14	57	50
SELECTED SERVICE TRADES ^{2/}	16	74	16	10	9

^{1/} Includes employees paid for less than the full workweek.

^{2/} See General Description on last page for changes from the 1939 Census of Business in the coverage of Service Trades.

GENERAL DESCRIPTION OF PRELIMINARY RELEASES FOR THE 1948 CENSUS OF BUSINESS

This series of releases, of which one is planned for each county in the United States, presents preliminary results of the 1948 Census of Business. The information is based on reports submitted by business establishments for that Census. The figures shown are preliminary, and are subject to revision in the final Census publications, but the changes are expected to be relatively minor with respect to coverage. The final Census figures will be issued in a series of Business Census bulletins which will show additional detailed kind-of-business information for all places where there are a sufficient number of establishments.

The 1948 Census of Business was taken under the provision of the Act of June 19, 1948, which provides that the Business Census be taken for 1948 and for each fifth year thereafter. Previous Business Censuses were taken for the years 1929, 1933, 1935, and 1939.

Scope of the Census.—The 1948 Census of Business covered all establishments in the following trades, as defined by the Standard Industrial Classification Manual, May 1949 issue, of the Executive Office of the President: all retail trades; all wholesale trades; all service trades in the following four groups—personal services, business services, automobile repairs and services, and miscellaneous repair services; hotels; tourist courts and camps; and amusements, including motion picture theaters. Some important services not covered are radio broadcasting and television, medical and health, legal, educational, nonprofit, accounting, and domestic services.

This coverage is similar to that of the 1939 Business Census. However, "custom trades" and "services incidental to transportation," which are no longer included in the standard classification of the service trades, are not covered by the 1948 Census. In a number of localities, these exclusions as well as other changes in the standard classification may have a considerable effect in comparing

1948 with 1939 data, particularly with respect to establishment count.

Establishment definition.—For Census purposes, a business establishment is defined to include only enterprises conducted from a recognizable place of business, provided that the annual sales were in excess of \$5,000 for a wholesale trade establishment and \$500 for establishments in other trades. A detailed analysis of coverage will be provided in future Census of Business publications.

"Number of establishments" is the number of separate business locations, rather than the number of business companies or organizations, since the Census figures represent information reported separately for each business location or establishment. The establishment count reflects the number of places in business at the end of 1948 excluding administrative and executive offices of multiunit organizations, and "chain store" warehouses.

Sales and receipts.—"1948 sales and receipts" represents sales of merchandise and receipts from repairs and other services to customers. The figures reflect deductions for returned goods and allowances, but not for trade-in allowances; they exclude sales and excise taxes collected from customers and paid directly to any taxing agency.

Proprietors.—"Active proprietors..." represents owners and partners of unincorporated businesses who devoted the major portion of their time to the business in November 1948.

Employment.—"Number of paid employees..." represents all employees on the pay roll for the pay period ending nearest November 15, 1948. "Full workweek" employees, whether regular or seasonal, are those who in the November 15 pay period were paid for working at least the number of hours typically worked in a week by employees of the reporting establishment.

1948 CENSUS OF BUSINESS

RETAIL, WHOLESALE, SERVICE TRADES

U. S. DEPARTMENT OF COMMERCE
BUREAU OF THE CENSUS

PRELIMINARY

For Release May 1, 1950

Release Series BC-1P- 41-071

PUTNAM COUNTY, TENN.

Retail, wholesale, and service establishments located in Putnam County, Tennessee, showed a substantial expansion in dollar volume of trade from 1939 to 1948 according to preliminary figures from the 1948 Census of Business released today by the Bureau of the Census, U. S. Department of Commerce.

Retail sales in the county during 1948 aggregated \$12.5 million, an increase of 291 percent over the \$3.2 million in 1939, when the preceding Census of Business was taken. Wholesale sales in the county reached a total of \$8.4 million in 1948 as compared with \$3.8 million in 1939. The service trades included in the Census of Business recorded receipts totaling \$593,000 in 1948 compared with \$139,000 in 1939.

Employment in the county also rose over the 9-year period between 1939 and 1948 for the above trades. Establishments in these trades reported a combined total of 964 paid employees for the workweek ended nearest November 15, 1948. This compared with a total of 498 employees reported for the week of November 15, 1939.

These preliminary figures have been derived from a Census report on Putnam County, Tennessee, which also includes data for the city of Cockeville. Final figures, superseding the preliminary data for Putnam County, will be included in a Bulletin for the State of Tennessee to be issued in several months. Similar data will be made available this year in preliminary and final form for each of the counties and States. A single copy of the preliminary release for Putnam County as well as an order blank for other area releases may be obtained by writing to the Bureau of the Census, Washington 25, D. C.

Table 1.—CENSUS OF BUSINESS PRELIMINARY RESULTS FOR 1948, BY TRADE GROUP

PUTNAM COUNTY, TENN.

Trade group and kind of business	Number of establishments	1948 sales and receipts (Thousand dollars)	Active proprietors of unincorporated businesses Nov. 1948	Paid employees, workweek ended nearest Nov. 15, 1948	
				Total employees ¹	Full workweek employees
RETAIL TRADE, total.....	330	12,464	376	686	574
Food group.....	105	2,696	117	89	54
Eating and drinking places.....	50	801	51	139	122
General merchandise grp, general stores.....	54	2,101	66	119	95
Apparel group.....	5	122	6	6	5
Furniture-home furnishgs-appliance grp.....	14	776	15	39	34
Automotive group.....	16	2,127	23	84	79
Gasoline service stations.....	47	1,401	49	75	61
Lumber-building-hardware group.....	11	1,358	17	62	59
Drug and proprietary stores.....	6	356	5	19	19
All other retail stores.....	22	726	27	54	46
WHOLESALE TRADE, total.....	26	8,425	29	129	x
Merchant wholesalers.....	20	5,367	24	99	x
Other types of wholesale.....	6	3,058	5	30	x
SELECTED SERVICE TRADES, 2/total.....	78	593	76	149	140
Personal services.....	43	424	40	123	118
All other service trades.....	35	169	36	26	22
AMUSEMENTS.....	13	232	16	19	x

x Not available.

1/ Includes employees paid for less than the full workweek.

2/ See General Description on last page for changes from the 1939 Census of Business in the coverage of Service Trades.

Table 2.—CENSUS OF BUSINESS PRELIMINARY RESULTS FOR 1948 FOR CITIES OF 2,500 INHABITANTS OR MORE

PUTNAM COUNTY, TENN.

(Data omitted for trade groups where necessary to avoid disclosure)

City and trade group ¹	Number of establishments	1948 sales and receipts (Thousand dollars)	Active proprietors of unincorporated businesses Nov. 1948	Paid employees, workweek ended nearest Nov. 15, 1948	
				Total employees ²	Full workweek employees
Cookeville:					
Retail trade.....	150	8,886	178	575	488
Selected service trades...	52	488	48	130	123
Remainder of county:					
Retail trade.....	180	3,578	198	111	86
Selected service trades...	26	105	28	19	17

1/ See General Description on this page for changes from the 1939 Census of Business in the coverage of Service Trades.

2/ Includes employees paid for less than the full workweek.

GENERAL DESCRIPTION OF PRELIMINARY RELEASES FOR THE 1948 CENSUS OF BUSINESS

This series of releases, of which one is planned for each county in the United States, presents preliminary results of the 1948 Census of Business. The information is based on reports submitted by business establishments for that Census. The figures shown are preliminary, and are subject to revision in the final Census publications, but the changes are expected to be relatively minor with respect to coverage. The final Census figures will be issued in a series of Business Census bulletins which will show additional detailed kind-of-business information for all places where there are a sufficient number of establishments.

The 1948 Census of Business was taken under the provision of the Act of June 19, 1948, which provides that the Business Census be taken for 1948 and for each fifth year thereafter. Previous Business Censuses were taken for the years 1929, 1933, 1935, and 1939.

Scope of the Census.—The 1948 Census of Business covered all establishments in the following trades, as defined by the Standard Industrial Classification Manual, May 1949 issue, of the Executive Office of the President: all retail trades; all wholesale trades; all service trades in the following four groups—personal services, business services, automobile repairs and services, and miscellaneous repair services; hotels; tourist courts and camps; and amusements, including motion picture theaters. Some important services not covered are radio broadcasting and television, medical and health, legal, educational, nonprofit, accounting, and domestic services.

This coverage is similar to that of the 1939 Business Census. However, "custom trades" and "services incidental to transportation," which are no longer included in the standard classification of the service trades, are not covered by the 1948 Census. In a number of localities, these exclusions as well as

other changes in the standard classification may have a considerable effect in comparing 1948 with 1939 data, particularly with respect to establishment count.

Establishment definition.—For Census purposes, a business establishment is defined to include only enterprises conducted from a recognizable place of business, provided that the annual sales were in excess of \$5,000 for a wholesale trade establishment and \$500 for establishments in other trades. A detailed analysis of coverage will be provided in future Census of Business publications.

"Number of establishments" is the number of separate business locations, rather than the number of business companies or organizations, since the Census figures represent information reported separately for each business location or establishment. The establishment count reflects the number of places in business at the end of 1948 excluding administrative and executive offices of multiunit organizations, and "chain store" warehouses.

Sales and receipts.—"1948 sales and receipts" represents sales of merchandise and receipts from repairs and other services to customers. The figures reflect deductions for returned goods and allowances, but not for trade-in allowances; they exclude sales and excise taxes collected from customers and paid directly to any taxing agency.

Proprietors.—"Active proprietors..." represents owners and partners of unincorporated businesses who devoted the major portion of their time to the business in November 1948.

Employment.—"Number of paid employees..." represents all employees on the pay roll for the pay period ending nearest November 15, 1948. "Full workweek" employees, whether regular or seasonal, are those who in the November 15 pay period were paid for working at least the number of hours typically worked in a week by employees of the reporting establishment.

1948 CENSUS OF BUSINESS

RETAIL, WHOLESALE, SERVICE TRADES

U. S. DEPARTMENT OF COMMERCE
BUREAU OF THE CENSUS

PRELIMINARY

For Release April 13, 1950

Release Series BC-1P-41-072

RHEA COUNTY, TENN.

Retail, wholesale, and service establishments located in Rhea County, Tennessee, showed a substantial expansion in dollar volume of trade from 1939 to 1948 according to preliminary figures from the 1948 Census of Business released today by the Bureau of the Census, U. S. Department of Commerce.

Retail sales in the county during 1948 aggregated \$6.8 million, an increase of 183 percent over the \$2.4 million in 1939, when the preceding Census of Business was taken. Wholesale sales in the county reached a total of \$1.3 million in 1948 as compared with \$0.5 million in 1939. The service trades included in the Census of Business recorded receipts totaling \$201,000 in 1948 compared with \$89,000 in 1939.

Employment in the county also rose over the 9-year period between 1939 and 1948 for the above trades. Establishments in these trades reported a combined total of 426 paid employees for the workweek ended nearest November 15, 1948. This compared with a total of 316 employees reported for the week of November 15, 1939.

These preliminary figures have been derived from a Census report on Rhea County, Tennessee. Final figures, superseding the preliminary data for Rhea County, will be included in a Bulletin for the State of Tennessee to be issued in several months. Similar data will be made available this year in preliminary and final form for each of the counties and States. A single copy of the preliminary release for Rhea County as well as an order blank for other area releases may be obtained by writing to the Bureau of the Census, Washington 25, D. C.

Table 1.—CENSUS OF BUSINESS PRELIMINARY RESULTS FOR 1948, BY TRADE GROUP
RHEA COUNTY, TENN.

Trade group and kind of business	Number of establishments	1948 sales and receipts (Thousand dollars)	Active proprietors of unincorporated businesses Nov. 1948	Paid employees, workweek ended nearest Nov. 15, 1948	
				Total employees ¹	Full workweek employees
RETAIL TRADE, total.....	144	6,802	153	350	308
Food group.....	56	1,860	57	42	34
Eating and drinking places.....	19	374	21	46	36
Gasoline service stations.....	14	458	16	21	19
All other retail stores.....	55	4,110	59	241	219
WHOLESALE TRADE.....	7	1,264	8	26	x
SELECTED SERVICE TRADES ^{2/}	34	201	31	50	43

x Not available.

^{1/} Includes employees paid for less than the full workweek.

^{2/} See General Description on last page for changes from the 1939 Census of Business in the coverage of Service Trades.

GENERAL DESCRIPTION OF PRELIMINARY RELEASES FOR THE 1948 CENSUS OF BUSINESS

This series of releases, of which one is planned for each county in the United States, presents preliminary results of the 1948 Census of Business. The information is based on reports submitted by business establishments for that Census. The figures shown are preliminary, and are subject to revision in the final Census publications, but the changes are expected to be relatively minor with respect to coverage. The final Census figures will be issued in a series of Business Census bulletins which will show additional detailed kind-of-business information for all places where there are a sufficient number of establishments.

The 1948 Census of Business was taken under the provision of the Act of June 19, 1948, which provides that the Business Census be taken for 1948 and for each fifth year thereafter. Previous Business Censuses were taken for the years 1929, 1933, 1935, and 1939.

Scope of the Census.—The 1948 Census of Business covered all establishments in the following trades, as defined by the Standard Industrial Classification Manual, May 1949 issue, of the Executive Office of the President: all retail trades; all wholesale trades; all service trades in the following four groups—personal services, business services, automobile repairs and services, and miscellaneous repair services; hotels; tourist courts and camps; and amusements, including motion picture theaters. Some important services not covered are radio broadcasting and television, medical and health, legal, educational, nonprofit, accounting, and domestic services.

This coverage is similar to that of the 1939 Business Census. However, "custom trades" and "services incidental to transportation," which are no longer included in the standard classification of the service trades, are not covered by the 1948 Census. In a number of localities, these exclusions as well as other changes in the standard classification may have a considerable effect in comparing

1948 with 1939 data, particularly with respect to establishment count.

Establishment definition.—For Census purposes, a business establishment is defined to include only enterprises conducted from a recognizable place of business, provided that the annual sales were in excess of \$5,000 for a wholesale trade establishment and \$500 for establishments in other trades. A detailed analysis of coverage will be provided in future Census of Business publications.

"Number of establishments" is the number of separate business locations, rather than the number of business companies or organizations, since the Census figures represent information reported separately for each business location or establishment. The establishment count reflects the number of places in business at the end of 1948 excluding administrative and executive offices of multiunit organizations, and "chain store" warehouses.

Sales and receipts.—"1948 sales and receipts" represents sales of merchandise and receipts from repairs and other services to customers. The figures reflect deductions for returned goods and allowances, but not for trade-in allowances; they exclude sales and excise taxes collected from customers and paid directly to any taxing agency.

Proprietors.—"Active proprietors..." represents owners and partners of unincorporated businesses who devoted the major portion of their time to the business in November 1948.

Employment.—"Number of paid employees..." represents all employees on the pay roll for the pay period ending nearest November 15, 1948. "Full workweek" employees, whether regular or seasonal, are those who in the November 15 pay period were paid for working at least the number of hours typically worked in a week by employees of the reporting establishment.

1948 CENSUS OF BUSINESS

RETAIL, WHOLESALE, SERVICE TRADES

U. S. DEPARTMENT OF COMMERCE
BUREAU OF THE CENSUS

PRELIMINARY

For Release April 13, 1950

Release Series BC-1P-41-073

ROANE COUNTY, TENN.

Retail, wholesale, and service establishments located in Roane County, Tennessee, showed a substantial expansion in dollar volume of trade from 1939 to 1948 according to preliminary figures from the 1948 Census of Business released today by the Bureau of the Census, U. S. Department of Commerce.

Retail sales in the county during 1948 aggregated \$14.8 million, an increase of 311 percent over the \$3.6 million in 1939, when the preceding Census of Business was taken. Wholesale sales in the county reached a total of \$6.2 million in 1948 as compared with \$1.5 million in 1939. The service trades included in the Census of Business recorded receipts totaling \$684,000 in 1948 compared with \$143,000 in 1939.

Employment in the county also rose over the 9-year period between 1939 and 1948 for the above trades. Establishments in these trades reported a combined total of 1,101 paid employees for the workweek ended nearest November 15, 1948. This compared with a total of 557 employees reported for the week of November 15, 1939.

These preliminary figures have been derived from a Census report on Roane County, Tennessee, which also includes data for the cities of Harriman and Rockwood. Final figures, superseding the preliminary data for Roane County, will be included in a Bulletin for the State of Tennessee to be issued in several months. Similar data will be made available this year in preliminary and final form for each of the counties and States. A single copy of the preliminary release for Roane County as well as an order blank for other area releases may be obtained by writing to the Bureau of the Census, Washington 25, D. C.

Table 1.—CENSUS OF BUSINESS PRELIMINARY RESULTS FOR 1948, BY TRADE GROUP
ROANE COUNTY, TENN.

Trade group and kind of business	Number of establishments	1948 sales and receipts (Thousand dollars)	Active proprietors of unincorporated businesses Nov. 1948	Paid employees, workweek ended nearest Nov. 15, 1948	
				Total employees ¹	Full workweek employees
RETAIL TRADE, total.....	348	14,800	330	825	644
Food group.....	117	4,010	109	120	83
Eating and drinking places.....	71	1,035	77	133	107
General merchandise grp, general stores	25	1,820	17	144	86
Apparel group.....	12	519	7	39	28
Furniture-home furnishings-appliance grp	20	1,061	21	59	50
Automotive group.....	19	3,257	12	133	128
Gasoline service stations.....	41	1,262	40	63	46
Lumber-building-hardware group.....	14	939	15	59	59
Drug and proprietary stores.....	8	559	11	47	33
All other retail stores.....	21	338	21	28	24
WHOLESALE TRADE.....	18	6,228	12	119	x
SELECTED SERVICE TRADES, ^{2/} total.....	63	684	64	157	146
Personal services.....	46	559	46	138	128
All other service trades.....	17	125	18	19	18
AMUSEMENTS.....	13	249	6	59	x

x Not available.

^{1/} Includes employees paid for less than the full workweek.

^{2/} See General Description on last page for changes from the 1939 Census of Business in the coverage of Service Trades.

Table 2.—CENSUS OF BUSINESS PRELIMINARY RESULTS FOR 1948 FOR CITIES OF 2,500 INHABITANTS OR MORE

ROANE COUNTY, TENN.

(Data omitted for trade groups where necessary to avoid disclosure)

City and trade group ¹	Number of establishments	1948 sales and receipts (Thousand dollars)	Active proprietors of unincorporated businesses Nov. 1948	Paid employees, workweek ended nearest Nov. 15, 1948	
				Total employees ²	Full workweek employees
Harriman:					
Retail trade.....	123	8,016	111	469	364
Wholesale trade.....	12	4,876	7	93	x
Selected service trades....	34	368	33	90	87
Rockwood:					
Retail trade.....	74	3,770	73	229	186
Selected service trades....	15	187	15	45	43
Remainder of county:^{3/}					
Retail trade.....	151	3,014	146	127	94
Wholesale trade.....	6	1,352	5	26	x
Selected service trades....	14	129	16	22	16

x Not available.

^{1/} See General Description on this page for changes from the 1939 Census of Business in the coverage of Service Trades.^{2/} Includes employees paid for less than the full workweek.^{3/} Includes figures for establishments, other than wholesale, not located in cities of 2,500 inhabitants or more, and wholesale establishments not located in cities of 5,000 inhabitants or more.

GENERAL DESCRIPTION OF PRELIMINARY RELEASES FOR THE 1948 CENSUS OF BUSINESS

This series of releases, of which one is planned for each county in the United States, presents preliminary results of the 1948 Census of Business. The information is based on reports submitted by business establishments for that Census. The figures shown are preliminary, and are subject to revision in the final Census publications, but the changes are expected to be relatively minor with respect to coverage. The final Census figures will be issued in a series of Business Census bulletins which will show additional detailed kind-of-business information for all places where there are a sufficient number of establishments.

The 1948 Census of Business was taken under the provision of the Act of June 19, 1948, which provides that the Business Census be taken for 1948 and for each fifth year thereafter. Previous Business Censuses were taken for the years 1929, 1933, 1935, and 1939.

Scope of the Census.—The 1948 Census of Business covered all establishments in the following trades, as defined by the Standard Industrial Classification Manual, May 1949 issue, of the Executive Office of the President: all retail trades; all wholesale trades; all service trades in the following four groups—personal services, business services, automobile repairs and services, and miscellaneous repair services; hotels; tourist courts and camps; and amusements, including motion picture theaters. Some important services not covered are radio broadcasting and television, medical and health, legal, educational, nonprofit, accounting, and domestic services.

This coverage is similar to that of the 1939 Business Census. However, "custom trades" and "services incidental to transportation," which are no longer included in the standard classification of the service trades, are not covered by the 1948 Census. In a number of localities, these exclusions as well as other changes in the standard classification may have

a considerable effect in comparing 1948 with 1939 data, particularly with respect to establishment count.

Establishment definition.—For Census purposes, a business establishment is defined to include only enterprises conducted from a recognizable place of business, provided that the annual sales were in excess of \$5,000 for a wholesale trade establishment and \$500 for establishments in other trades. A detailed analysis of coverage will be provided in future Census of Business publications.

"Number of establishments" is the number of separate business locations, rather than the number of business companies or organizations, since the Census figures represent information reported separately for each business location or establishment. The establishment count reflects the number of places in business at the end of 1948 excluding administrative and executive offices of multiunit organizations, and "chain store" warehouses.

Sales and receipts.—"1948 sales and receipts" represents sales of merchandise and receipts from repairs and other services to customers. The figures reflect deductions for returned goods and allowances, but not for trade-in allowances; they exclude sales and excise taxes collected from customers and paid directly to any taxing agency.

Proprietors.—"Active proprietors..." represents owners and partners of unincorporated businesses who devoted the major portion of their time to the business in November 1948.

Employment.—"Number of paid employees..." represents all employees on the pay roll for the pay period ending nearest November 15, 1948. "Full workweek" employees, whether regular or seasonal, are those who in the November 15 pay period were paid for working at least the number of hours typically worked in a week by employees of the reporting establishment.

1948 CENSUS OF BUSINESS

RETAIL, WHOLESALE, SERVICE TRADES

U. S. DEPARTMENT OF COMMERCE
BUREAU OF THE CENSUS

PRELIMINARY

For Release April 17, 1950

Release Series BC-1P-41-074

ROBERTSON COUNTY, TENN.

Retail, wholesale, and service establishments located in Robertson County, Tennessee, showed a substantial expansion in dollar volume of trade from 1939 to 1948 according to preliminary figures from the 1948 Census of Business released today by the Bureau of the Census, U. S. Department of Commerce.

Retail sales in the county during 1948 aggregated \$11.9 million, an increase of 213 percent over the \$3.8 million in 1939, when the preceding Census of Business was taken. Wholesale sales in the county reached a total of \$10.2 million in 1948 as compared with \$2.6 million in 1939. The service trades included in the Census of Business recorded receipts totaling \$575,000 in 1948 compared with \$172,000 in 1939.

Employment in the county also rose over the 9-year period between 1939 and 1948 for the above trades. Establishments in these trades reported a combined total of 940 paid employees for the workweek ended nearest November 15, 1948. This compared with a total of 566 employees reported for the week of November 15, 1939.

These preliminary figures have been derived from a Census report on Robertson County, Tennessee, which also includes data for the city of Springfield. Final figures, superseding the preliminary data for Robertson County, will be included in a Bulletin for the State of Tennessee to be issued in several months. Similar data will be made available this year in preliminary and final form for each of the counties and States. A single copy of the preliminary release for Robertson County as well as an order blank for other area releases may be made by writing to the Bureau of the Census, Washington 25, D. C.

Table 1.—CENSUS OF BUSINESS PRELIMINARY RESULTS FOR 1948, BY TRADE GROUP

ROBERTSON COUNTY, TENN.

Trade group and kind of business	Number of establishments	1948 sales and receipts (Thousand dollars)	Active proprietors of unincorporated businesses Nov. 1948	Paid employees, workweek ended nearest Nov. 15, 1948	
				Total employees ¹	Full workweek employees
RETAIL TRADE, total.....	298	11,942	314	621	505
Food group.....	133	3,337	142	89	66
Eating and drinking places.....	40	438	41	63	50
General merchandise grp, general stores	18	1,119	14	109	76
Apparel group.....	11	496	10	37	34
Furniture-home furnishings-appliance grp	9	775	7	44	44
Automotive group.....	13	2,367	20	97	97
Gasoline service stations.....	33	697	32	34	25
Lumber-building-hardware group.....	11	1,398	14	82	56
Drug and proprietary stores.....	9	496	12	26	25
All other retail stores.....	21	819	22	40	32
WHOLESALE TRADE.....	28	10,171	34	187	x
SELECTED SERVICE TRADES, ² /total.....	57	575	58	132	126
Personal services.....	26	385	28	111	105
All other service trades.....	31	190	30	21	21

x Not available.

¹/ Includes employees paid for less than the full workweek.

²/ See General Description on last page for changes from the 1939 Census of Business in the coverage of Service Trades.

Table 2.—CENSUS OF BUSINESS PRELIMINARY RESULTS FOR 1948 FOR CITIES OF 2,500 INHABITANTS OR MORE
ROBERTSON COUNTY, TENN.

(Data omitted for trade groups where necessary to avoid disclosure)

City and trade group ¹	Number of establishments	1948 sales and receipts (Thousand dollars)	Active proprietors of unincorporated businesses Nov. 1948	Paid employees, workweek ended nearest Nov. 15, 1948	
				Total employees ²	Full workweek employees
Springfield:					
Retail trade.....	144	9,469	141	567	462
Wholesale trade.....	23	8,297	31	149	x
Selected service trades....	30	451	31	121	116
Remainder of county:					
Retail trade.....	154	2,473	173	54	43
Wholesale trade.....	5	1,874	3	38	x
Selected service trades....	27	124	27	11	10

x Not available.

1/ See General Description on this page for changes from the 1939 Census of Business in the coverage of Service Trades.

2/ Includes employees paid for less than the full workweek.

GENERAL DESCRIPTION OF PRELIMINARY RELEASES FOR THE 1948 CENSUS OF BUSINESS

This series of releases, of which one is planned for each county in the United States, presents preliminary results of the 1948 Census of Business. The information is based on reports submitted by business establishments for that Census. The figures shown are preliminary, and are subject to revision in the final Census publications, but the changes are expected to be relatively minor with respect to coverage. The final Census figures will be issued in a series of Business Census bulletins which will show additional detailed kind-of-business information for all places where there are a sufficient number of establishments.

The 1948 Census of Business was taken under the provision of the Act of June 19, 1948, which provides that the Business Census be taken for 1948 and for each fifth year thereafter. Previous Business Censuses were taken for the years 1929, 1933, 1935, and 1939.

Scope of the Census.—The 1948 Census of Business covered all establishments in the following trades, as defined by the Standard Industrial Classification Manual, May 1949 issue, of the Executive Office of the President: all retail trades; all wholesale trades; all service trades in the following four groups—personal services, business services, automobile repairs and services, and miscellaneous repair services; hotels; tourist courts and camps; and amusements, including motion picture theaters. Some important services not covered are radio broadcasting and television, medical and health, legal, educational, nonprofit, accounting, and domestic services.

This coverage is similar to that of the 1939 Business Census. However, "custom trades" and "services incidental to transportation," which are no longer included in the standard classification of the service trades, are not covered by the 1948 Census. In a number of localities, these exclusions as well as other changes in the standard classification may have

a considerable effect in comparing 1948 with 1939 data, particularly with respect to establishment count.

Establishment definition.—For Census purposes, a business establishment is defined to include only enterprises conducted from a recognizable place of business, provided that the annual sales were in excess of \$5,000 for a wholesale trade establishment and \$500 for establishments in other trades. A detailed analysis of coverage will be provided in future Census of Business publications.

"Number of establishments" is the number of separate business locations, rather than the number of business companies or organizations, since the Census figures represent information reported separately for each business location or establishment. The establishment count reflects the number of places in business at the end of 1948 excluding administrative and executive offices of multiunit organizations, and "chain store" warehouses.

Sales and receipts.—"1948 sales and receipts" represents sales of merchandise and receipts from repairs and other services to customers. The figures reflect deductions for returned goods and allowances, but not for trade-in allowances; they exclude sales and excise taxes collected from customers and paid directly to any taxing agency.

Proprietors.—"Active proprietors..." represents owners and partners of unincorporated businesses who devoted the major portion of their time to the business in November 1948.

Employment.—"Number of paid employees..." represents all employees on the pay roll for the pay period ending nearest November 15, 1948. "Full workweek" employees, whether regular or seasonal, are those who in the November 15 pay period were paid for working at least the number of hours typically worked in a week by employees of the reporting establishment.

1948 CENSUS OF BUSINESS

RETAIL, WHOLESALE, SERVICE TRADES

U. S. DEPARTMENT OF COMMERCE
BUREAU OF THE CENSUS

PRELIMINARY

For Release April 13, 1950

Release Series BC-1P-41-075

RUTHERFORD COUNTY, TENN.

Retail, wholesale, and service establishments located in Rutherford County, Tennessee, showed a substantial expansion in dollar volume of trade from 1939 to 1948 according to preliminary figures from the 1948 Census of Business released today by the Bureau of the Census, U. S. Department of Commerce.

Retail sales in the county during 1948 aggregated \$22.2 million, an increase of 264 percent over the \$6.1 million in 1939, when the preceding Census of Business was taken. Wholesale sales in the county reached a total of \$9.7 million in 1948 as compared with \$3.3 million in 1939. The service trades included in the Census of Business recorded receipts totaling \$1.1 million in 1948 compared with \$0.3 million in 1939.

Employment in the county also rose over the 9-year period between 1939 and 1948 for the above trades. Establishments in these trades reported a combined total of 1,618 paid employees for the workweek ended nearest November 15, 1948. This compared with a total of 957 employees reported for the week of November 15, 1939.

These preliminary figures have been derived from a Census report on Rutherford County, Tennessee, which also includes data for the city of Murfreesboro. Final figures, superseding the preliminary data for Rutherford County, will be included in a Bulletin for the State of Tennessee to be issued in several months. Similar data will be made available this year in preliminary and final form for each of the counties and States. A single copy of the preliminary release for Rutherford County as well as an order blank for other area releases may be obtained by writing to the Bureau of the Census, Washington 25, D. C.

Table 1.—CENSUS OF BUSINESS PRELIMINARY RESULTS FOR 1948, BY TRADE GROUP
RUTHERFORD COUNTY, TENN.

Trade group and kind of business	Number of establishments	1948 sales and receipts (Thousand dollars)	Active proprietors of unincorporated businesses Nov. 1948	Paid employees, workweek ended nearest Nov. 15, 1948	
				Total employees ¹	Full workweek employees
RETAIL TRADE, total.....	383	22,236	418	1,173	962
Food group.....	156	5,423	169	152	106
Eating and drinking places.....	46	872	45	133	119
General merchandise grp, general stores	21	1,653	19	167	98
Apparel group.....	13	1,508	9	108	96
Furniture-home furnishgs-appliance grp	18	1,093	18	58	52
Automotive group.....	22	4,690	25	173	156
Gasoline service stations.....	52	1,710	64	105	94
Lumber-building-hardware group.....	20	2,887	27	145	135
Drug and proprietary stores.....	9	575	11	39	38
All other retail stores.....	26	1,825	31	93	68
WHOLESALE TRADE, total.....	30	9,676	39	204	x
Merchant wholesalers.....	17	5,149	23	136	x
Other types of wholesalers.....	13	4,527	16	68	x
SELECTED SERVICE TRADES, ^{2/} total.....	106	1,135	124	241	223
Personal services.....	60	689	73	163	157
All other service trades.....	46	446	51	78	66

x Not available.

^{1/} Includes employees paid for less than the full workweek.

^{2/} See General Description on last page for changes from the 1939 Census of Business in the coverage of Service Trades.

Table 2.—CENSUS OF BUSINESS PRELIMINARY RESULTS FOR 1948 FOR CITIES OF 2,500 INHABITANTS OR MORE

RUTHERFORD COUNTY, TENN.

(Data omitted for trade groups where necessary to avoid disclosure)

City and trade group ¹	Number of establishments	1948 sales and receipts (Thousand dollars)	Active proprietors of unincorporated businesses Nov. 1948	Paid employees, workweek ended nearest Nov. 15, 1948	
				Total employees ²	Full workweek employees
Murfreesboro:					
Retail trade.....	213	17,967	238	1,036	861
Wholesale trade.....	23	8,291	31	176	x
Selected service trades...	79	966	96	219	202
Remainder of county:					
Retail trade.....	170	4,269	180	137	101
Wholesale trade.....	7	1,385	8	28	x
Selected service trades...	27	169	28	22	21

x Not available.

1/ See General Description on this page for changes from the 1939 Census of Business in the coverage of Service Trades.

2/ Includes employees paid for less than the full workweek.

GENERAL DESCRIPTION OF PRELIMINARY RELEASES FOR THE 1948 CENSUS OF BUSINESS

This series of releases, of which one is planned for each county in the United States, presents preliminary results of the 1948 Census of Business. The information is based on reports submitted by business establishments for that Census. The figures shown are preliminary, and are subject to revision in the final Census publications, but the changes are expected to be relatively minor with respect to coverage. The final Census figures will be issued in a series of Business Census bulletins which will show additional detailed kind-of-business information for all places where there are a sufficient number of establishments.

The 1948 Census of Business was taken under the provision of the Act of June 19, 1948, which provides that the Business Census be taken for 1948 and for each fifth year thereafter. Previous Business Censuses were taken for the years 1929, 1933, 1935, and 1939.

Scope of the Census.—The 1948 Census of Business covered all establishments in the following trades, as defined by the Standard Industrial Classification Manual, May 1949 issue, of the Executive Office of the President: all retail trade; all wholesale trades; all service trades in the following four groups—personal services, business services, automobile repairs and services, and miscellaneous repair services; hotels; tourist courts and camps; and amusements, including motion picture theaters. Some important services not covered are radio broadcasting and television, medical and health, legal, educational, nonprofit, accounting, and domestic services.

This coverage is similar to that of the 1939 Business Census. However, "custom trades" and "services incidental to transportation," which are no longer included in the standard classification of the service trades, are not covered by the 1948 Census. In a number of localities, these exclusions as well as other changes in the standard classification may have

considerable effect in comparing 1948 with 1939 data, particularly with respect to establishment count.

Establishment definition.—For Census purposes, a business establishment is defined to include only enterprises conducted from a recognizable place of business, provided that the annual sales were in excess of \$5,000 for a wholesale trade establishment and \$500 for establishments in other trades. A detailed analysis of coverage will be provided in future Census of Business publications.

"Number of establishments" is the number of separate business locations, rather than the number of business companies or organizations, since the Census figures represent information reported separately for each business location or establishment. The establishment count reflects the number of places in business at the end of 1948 excluding administrative and executive offices of multiunit organizations, and "chain store" warehouses.

Sales and receipts.—"1948 sales and receipts" represents sales of merchandise and receipts from repairs and other services to customers. The figures reflect deductions for returned goods and allowances, but not for trade-in allowance; they exclude sales and excise taxes collected from customers and paid directly to any taxing agency.

Proprietors.—"Active proprietors..." represents owners and partners of unincorporated businesses who devoted the major portion of their time to the business in November 1948.

Employment.—"Number of paid employees..." represents all employees on the pay roll for the pay period ending nearest November 15, 1948. "Full workweek" employees, whether regular or seasonal, are those who in the November 15 pay period were paid for working at least the number of hours typically worked in a week by employees of the reporting establishment.

1948 CENSUS OF BUSINESS

RETAIL, WHOLESALE, SERVICE TRADES

U. S. DEPARTMENT OF COMMERCE
BUREAU OF THE CENSUS

PRELIMINARY

For Release April 13, 1950

Release Series BC-1P-41-076

SCOTT COUNTY, TENN.

Retail and service establishments located in Scott County, Tennessee, showed a substantial expansion in dollar volume of trade from 1939 to 1948 according to preliminary figures from the 1948 Census of Business released today by the Bureau of the Census, U. S. Department of Commerce.

Retail sales in the county during 1948 aggregated \$5.0 million, an increase of 233 percent over the \$1.5 million in 1939, when the preceding Census of Business was taken. The service trades included in the Census of Business recorded receipts totaling \$181,000 in 1948 compared with \$25,000 in 1939.

Employment in the county also rose over the 9-year period between 1939 and 1948 for the above trades. Establishments in these trades reported a combined total of 214 paid employees for the workweek ended nearest November 15, 1948. This compared with a total of 122 employees reported for the week of November 15, 1939.

These preliminary figures have been derived from a Census report on Scott County, Tennessee. Final figures, superseding the preliminary data for Scott County, will be included in a Bulletin for the State of Tennessee to be issued in several months. Similar data will be made available this year in preliminary and final form for each of the counties and States. A single copy of the preliminary release for Scott County as well as an order blank for other area releases may be obtained by writing to the Bureau of the Census, Washington 25, D. C.

Table 1.—CENSUS OF BUSINESS PRELIMINARY RESULTS FOR 1948, BY TRADE GROUP
SCOTT COUNTY, TENN.

Trade group and kind of business	Number of establishments	1948 sales and receipts (Thousand dollars)	Active proprietors of unincorporated businesses Nov. 1948	Paid employees, workweek ended nearest Nov. 15, 1948	
				Total employees ¹	Full workweek employees
RETAIL TRADE, total.....	118	5,018	121	200	178
Food group.....	31	790	30	32	25
Eating and drinking places.....	29	414	28	36	32
Gasoline service stations.....	9	260	12	14	13
All other retail stores.....	49	3,554	51	118	108
SELECTED SERVICE STATIONS, ^{2/} total.....	16	181	18	14	14
Personal services.....	9	53	8	8	8
All other service trades.....	7	128	10	6	6

^{1/} Includes employees paid for less than the full workweek.

^{2/} See General Description on last page for changes from the 1939 Census of Business in the coverage of Service Trades.

GENERAL DESCRIPTION OF PRELIMINARY RELEASES FOR THE 1948 CENSUS OF BUSINESS

This series of releases, of which one is planned for each county in the United States, presents preliminary results of the 1948 Census of Business. The information is based on reports submitted by business establishments for that Census. The figures shown are preliminary, and are subject to revision in the final Census publications, but the changes are expected to be relatively minor with respect to coverage. The final Census figures will be issued in a series of Business Census bulletins which will show additional detailed kind-of-business information for all places where there are a sufficient number of establishments.

The 1948 Census of Business was taken under the provision of the Act of June 19, 1948, which provides that the Business Census be taken for 1948 and for each fifth year thereafter. Previous Business Censuses were taken for the years 1929, 1933, 1935, and 1939.

Scope of the Census.—The 1948 Census of Business covered all establishments in the following trades, as defined by the Standard Industrial Classification Manual, May 1949 issue, of the Executive Office of the President: all retail trades; all wholesale trades; all service trades in the following four groups—personal services, business services, automobile repairs and services, and miscellaneous repair services; hotels; tourist courts and camps; and amusements, including motion picture theaters. Some important services not covered are radio broadcasting and television, medical and health, legal, educational, nonprofit, accounting, and domestic services.

This coverage is similar to that of the 1939 Business Census. However, "custom trades" and "services incidental to transportation," which are no longer included in the standard classification of the service trades, are not covered by the 1948 Census. In a number of localities, these exclusions as well as other changes in the standard classification may have a considerable effect in comparing

1948 with 1939 data, particularly with respect to establishment count.

Establishment definition.—For Census purposes, a business establishment is defined to include only enterprises conducted from a recognizable place of business, provided that the annual sales were in excess of \$5,000 for a wholesale trade establishment and \$500 for establishments in other trades. A detailed analysis of coverage will be provided in future Census of Business publications.

"Number of establishments" is the number of separate business locations, rather than the number of business companies or organizations, since the Census figures represent information reported separately for each business location or establishment. The establishment count reflects the number of places in business at the end of 1948 excluding administrative and executive offices of multiunit organizations, and "chain store" warehouses.

Sales and receipts.—"1948 sales and receipts" represents sales of merchandise and receipts from repairs and other services to customers. The figures reflect deductions for returned goods and allowances, but not for trade-in allowances; they exclude sales and excise taxes collected from customers and paid directly to any taxing agency.

Proprietors.—"Active proprietors..." represents owners and partners of unincorporated businesses who devoted the major portion of their time to the business in November 1948.

Employment.—"Number of paid employees..." represents all employees on the pay roll for the pay period ending nearest November 15, 1948. "Full workweek" employees, whether regular or seasonal, are those who in the November 15 pay period were paid for working at least the number of hours typically worked in a week by employees of the reporting establishment.

1948 CENSUS OF BUSINESS

RETAIL, WHOLESALE, SERVICE TRADES

U. S. DEPARTMENT OF COMMERCE
BUREAU OF THE CENSUS

PRELIMINARY

For Release May 29, 1950

Release Series BC-1P-41-077

SEQUATCHIE COUNTY, TENN.

Retail, and service establishments located in Sequatchie County, Tennessee, showed a substantial expansion in dollar volume of trade from 1939 to 1948 according to preliminary figures from the 1948 Census of Business released today by the Bureau of the Census, U. S. Department of Commerce.

Retail sales in the county during 1948 aggregated \$1.6 million, an increase of 433 percent over the \$0.3 million in 1939, when the preceding Census of Business was taken. The service trades included in the Census of Business recorded receipts totaling \$33,000 in 1948 compared with \$25,000 in 1939.

Employment in the county also rose over the 9-year period between 1939 and 1948 for the above trades. Establishments in these trades reported a combined total of 70 paid employees for the workweek ended nearest November 15, 1948. This compared with a total of 28 employees reported for the week of November 15, 1939.

These preliminary figures have been derived from a Census report on Sequatchie County, Tennessee. Final figures, superseding the preliminary data for Sequatchie County, will be included in a Bulletin for the State of Tennessee to be issued in several months. Similar data will be made available this year in preliminary and final form for each of the counties and States. A single copy of the preliminary release for Sequatchie County as well as an order blank for other area releases may be obtained by writing to the Bureau of the Census, Washington 25, D. C.

Table 1.—CENSUS OF BUSINESS PRELIMINARY RESULTS FOR 1948, BY TRADE GROUP

SEQUATCHIE COUNTY, TENN.

Trade group and kind of business	Number of establishments	1948 sales and receipts (Thousand dollars)	Active proprietors of unincorporated businesses Nov. 1948	Paid employees, workweek ended nearest Nov. 15, 1948	
				Total employees ¹	Full workweek employees
RETAIL TRADE, total.....	47	1,589	48	64	52
Food group.....	16	381	16	17	12
Gasoline service stations.....	8	146	8	3	3
All other retail stores.....	23	1,062	24	44	37
SELECTED SERVICE TRADES ^{2/}	11	33	10	6	4

^{1/} Includes employees paid for less than the full workweek.

^{2/} See General Description on last page for changes from the 1939 Census of Business in the coverage of Service Trades.

GENERAL DESCRIPTION OF PRELIMINARY RELEASES FOR THE 1948 CENSUS OF BUSINESS

This series of releases, of which one is planned for each county in the United States, presents preliminary results of the 1948 Census of Business. The information is based on reports submitted by business establishments for that Census. The figures shown are preliminary, and are subject to revision in the final Census publications, but the changes are expected to be relatively minor with respect to coverage. The final Census figures will be issued in a series of Business Census bulletins which will show additional detailed kind-of-business information for all places where there are a sufficient number of establishments.

The 1948 Census of Business was taken under the provision of the Act of June 19, 1948, which provides that the Business Census be taken for 1948 and for each fifth year thereafter. Previous Business Censuses were taken for the years 1929, 1933, 1935, and 1939.

Scope of the Census.—The 1948 Census of Business covered all establishments in the following trades, as defined by the Standard Industrial Classification Manual, May 1949 issue, of the Executive Office of the President: all retail trades; all wholesale trades; all service trades in the following four groups—personal services, business services, automobile repairs and services, and miscellaneous repair services; hotels; tourist courts and camps; and amusements, including motion picture theaters. Some important services not covered are radio broadcasting and television, medical and health, legal, educational, nonprofit, accounting, and domestic services.

This coverage is similar to that of the 1939 Business Census. However, "custom trades" and "services incidental to transportation," which are no longer included in the standard classification of the service trades, are not covered by the 1948 Census. In a number of localities, these exclusions as well as other changes in the standard classification may have a considerable effect in comparing

1948 with 1939 data, particularly with respect to establishment count.

Establishment definition.—For Census purposes, a business establishment is defined to include only enterprises conducted from a recognizable place of business, provided that the annual sales were in excess of \$5,000 for a wholesale trade establishment and \$500 for establishments in other trades. A detailed analysis of coverage will be provided in future Census of Business publications.

"Number of establishments" is the number of separate business locations, rather than the number of business companies or organizations, since the Census figures represent information reported separately for each business location or establishment. The establishment count reflects the number of places in business at the end of 1948 excluding administrative and executive offices of multiunit organizations, and "chain store" warehouses.

Sales and receipts.—"1948 sales and receipts" represents sales of merchandise and receipts from repairs and other services to customers. The figures reflect deductions for returned goods and allowances, but not for trade-in allowances; they exclude sales and excise taxes collected from customers and paid directly to any taxing agency.

Proprietors.—"Active proprietors..." represents owners and partners of unincorporated businesses who devoted the major portion of their time to the business in November 1948.

Employment.—"Number of paid employees..." represents all employees on the pay roll for the pay period ending nearest November 15, 1948. "Full workweek" employees, whether regular or seasonal, are those who in the November 15 pay period were paid for working at least the number of hours typically worked in a week by employees of the reporting establishment.

1948 CENSUS OF BUSINESS

RETAIL, WHOLESALE, SERVICE TRADES

U. S. DEPARTMENT OF COMMERCE
BUREAU OF THE CENSUS

PRELIMINARY

For Release April 17, 1950

Release Series BC-1P- 41-078

SEVIER COUNTY, TENN.

Retail, wholesale, and service establishments located in Sevier County, Tennessee, showed a substantial expansion in dollar volume of trade from 1939 to 1948 according to preliminary figures from the 1948 Census of Business released today by the Bureau of the Census, U. S. Department of Commerce.

Retail sales in the county during 1948 aggregated \$9.9 million, an increase of 330 percent over the \$2.3 million in 1939, when the preceding Census of Business was taken. Wholesale sales in the county reached a total of \$1.8 million in 1948 as compared with \$0.4 million in 1939. The service trades included in the Census of Business recorded receipts totaling \$258,000 in 1948 compared with \$50,000 in 1939.

Employment in the county also rose over the 9-year period between 1939 and 1948 for the above trades. Establishments in these trades reported a combined total of 530 paid employees for the workweek ended nearest November 15, 1948. This compared with a total of 204 employees reported for the week of November 15, 1939.

These preliminary figures have been derived from a Census report on Sevier County, Tennessee. Final figures, superseding the preliminary data for Sevier County, will be included in a Bulletin for the State of Tennessee to be issued in several months. Similar data will be made available this year in preliminary and final form for each of the counties and States. A single copy of the preliminary release for Sevier County as well as an order blank for other area releases may be obtained by writing to the Bureau of the Census, Washington 25, D. C.

Table 1.—CENSUS OF BUSINESS PRELIMINARY RESULTS FOR 1948, BY TRADE GROUP
SEVIER COUNTY, TENN.

Trade group and kind of business	Number of establishments	1948 sales and receipts (Thousand dollars)	Active proprietors of unincorporated businesses Nov. 1948	Paid employees, workweek ended nearest Nov. 15, 1948	
				Total employees ¹	Full workweek employees
RETAIL TRADE, total.....	231	9,893	252	488	401
Food group.....	87	2,879	90	64	42
Eating and drinking places.....	32	820	35	130	118
General merchandise grp, general stores.....	12	957	13	55	37
Apparel group.....	6	306	8	17	11
Furniture-home furnishgs-appliance grp.....	12	595	19	39	32
Automotive group.....	10	1,427	10	46	46
Gasoline service stations.....	25	857	28	36	30
Lumber-building-hardware group.....	8	1,234	13	48	38
Drug and proprietary stores.....	6	300	6	14	13
All other retail stores.....	33	518	30	39	34
WHOLESALE TRADE.....	6	1,788	7	23	x
SELECTED SERVICE TRADES, ² /total.....	40	258	48	19	17
Personal services.....	27	185	35	16	14
All other service trades.....	13	73	13	3	3
HOTELS.....	9	808	7	103	103
TOURIST COURTS AND CAMPS.....	56	364	53	25	23
AMUSEMENTS.....	15	146	14	19	x

x Not available.

¹/ Includes employees paid for less than the full workweek.

²/ See General Description on this page for changes from the 1939 Census of Business in the coverage of Service Trades.

GENERAL DESCRIPTION OF PRELIMINARY RELEASES FOR THE 1948 CENSUS OF BUSINESS

This series of releases, of which one is planned for each county in the United States, presents preliminary results of the 1948 Census of Business. The information is based on reports submitted by business establishments for that Census. The figures shown are preliminary, and are subject to revision in the final Census publications, but the changes are expected to be relatively minor with respect to coverage. The final Census figures will be issued in a series of Business Census bulletins which will show additional detailed kind-of-business information for all places where there are a sufficient number of establishments.

The 1948 Census of Business was taken under the provision of the Act of June 19, 1948, which provides that the Business Census be taken for 1948 and for each fifth year thereafter. Previous Business Censuses were taken for the years 1929, 1933, 1935, and 1939.

Scope of the Census.—The 1948 Census of Business covered all establishments in the following trades, as defined by the Standard Industrial Classification Manual, May 1949 issue, of the Executive Office of the President: all retail trades; all wholesale trades; all service trades in the following four groups—personal services, business services, automobile repairs and services, and miscellaneous repair services; hotels; tourist courts and camps; and amusements, including motion picture theaters. Some important services not covered are radio broadcasting and television, medical and health, legal, educational, nonprofit, accounting, and domestic services.

This coverage is similar to that of the 1939 Business Census. However, "custom trades" and "services incidental to transportation," which are no longer included in the standard classification of the service trades, are not covered by the 1948 Census. In a number of localities, these exclusions as well as

other changes in the standard classification may have a considerable effect in comparing 1948 with 1939 data, particularly with respect to establishment count.

Establishment definition.—For Census purposes, a business establishment is defined to include only enterprises conducted from a recognizable place of business, provided that the annual sales were in excess of \$5,000 for a wholesale trade establishment and \$500 for establishments in other trades. A detailed analysis of coverage will be provided in future Census of Business publications.

"Number of establishments" is the number of separate business locations, rather than the number of business companies or organizations, since the Census figures represent information reported separately for each business location or establishment. The establishment count reflects the number of places in business at the end of 1948 excluding administrative and executive offices of multiunit organizations, and "chain store" warehouses.

Sales and receipts.—"1948 sales and receipts" represents sales of merchandise and receipts from repairs and other services to customers. The figures reflect deductions for returned goods and allowances, but not for trade-in allowances; they exclude sales and excise taxes collected from customers and paid directly to any taxing agency.

Proprietors.—"Active proprietors..." represents owners and partners of unincorporated businesses who devoted the major portion of their time to the business in November 1948.

Employment.—"Number of paid employees..." represents all employees on the pay roll for the pay period ending nearest November 15, 1948. "Full workweek" employees, whether regular or seasonal, are those who in the November 15 pay period were paid for working at least the number of hours typically worked in a week by employees of the reporting establishment.

1948 CENSUS OF BUSINESS

RETAIL, WHOLESALE, SERVICE TRADES

U. S. DEPARTMENT OF COMMERCE
BUREAU OF THE CENSUS

PRELIMINARY

For Release May 29, 1950

Release Series BC-1P-41-079

SHELBY COUNTY, TENN.

Retail, wholesale, and service establishments located in Shelby County, Tennessee, showed a substantial expansion in dollar volume of trade from 1939 to 1948 according to preliminary figures from the 1948 Census of Business released today by the Bureau of the Census, U. S. Department of Commerce.

Retail sales in the county during 1948 aggregated \$475,800,000, an increase of 238 percent over the \$140,600,000 sales in 1939, when the preceding Census of Business was taken. Wholesale sales volume in the county showed a 338 percent rise over the same period, reaching a total of \$1,904,100,000 in 1948 as compared with \$435,200,000 in 1939. The service trades included in the Census of Business reported receipts totaling \$29,100,000 in 1948 compared with \$10,000,000 in 1939. Amusement businesses in the county recorded receipts of \$6,000,000 in 1948. No comparable figure for 1939 is available.

Employment in the county also rose over the 9-year period between 1939 and 1948 for the trades covered by the Census of Business. Retail trade establishments reported 28,108 paid employees for the workweek ended nearest November 15, 1948. Of these, 24,526 worked the full week, and the remainder part of the week. The comparable total and full workweek figures from 1939 were 19,326 and 16,471. Wholesale trade establishments reported a total of 14,972 full- and part-week employees for the week of November 15, 1948, compared with 9,429 for the same week in 1939. For the selected service trades, November 15, 1948, paid employees numbered 6,685; the comparable figure for 1939, adjusted for change in scope between the two Censuses, was 4,791.

These preliminary figures have been derived from a Census report on Shelby County, Tennessee. The report also contains data for the city of Memphis.

Final figures, superseding the preliminary data for Shelby County, will be included in a Bulletin for the State of Tennessee to be issued in several months. Similar data will be made available this year in preliminary and final form for each of the counties and States. A single copy of the preliminary release for Shelby County as well as an order blank for other area releases may be obtained by writing to the Bureau of the Census, Washington 25, D. C.

Table 1.—CENSUS OF BUSINESS PRELIMINARY RESULTS FOR 1948, BY TRADE GROUP
SHELBY COUNTY, TENN.

Trade group and kind of business	Number of establishments	1948 sales and receipts (Thousand dollars)	Active proprietors of unincorporated businesses Nov. 1948	Paid employees, workweek ended nearest Nov. 15, 1948	
				Total employees ¹	Full workweek employees
RETAIL TRADE, total.....	4,117	475,752	4,019	28,108	24,526
Food group.....	1,135	88,323	1,201	3,269	2,724
Eating and drinking places.....	840	26,961	862	4,642	4,177
General merchandise grp, general stores	200	121,587	185	9,206	7,897
Apparel group.....	258	39,278	202	2,551	2,047
Furniture-home furnishgs-appliance grp	216	22,123	201	1,467	1,394
Automotive group.....	154	77,138	128	1,800	1,717
Gasoline service stations.....	349	17,101	334	1,052	927
Lumber-building-hardware group.....	175	22,177	135	1,089	993
Drug and proprietary stores.....	252	14,534	245	1,223	1,007
All other retail stores.....	538	46,530	526	1,809	1,643
WHOLESALE TRADE, total.....	914	1,904,069	624	14,972	x
Merchant wholesalers, total.....	543	978,916	415	10,416	x
Groceries, foods.....	70	69,111	59	1,837	x
Hardware, elec'l, plum'g and heat'g.	40	79,108	20	1,689	x
Mach'y, equip't, industrial supplies	108	51,510	52	1,527	x
Farm products, inedible.....	74	584,347	98	958	x
All other merchant wholesalers.....	251	194,840	186	4,405	x
Manufact'rs' sales branches, offices..	170	466,035	4	3,570	x
Petroleum bulk plants, terminals.....	20	28,033	18	367	x
Agents, brokers (merchandise).....	155	420,845	169	473	x
Assemblers of farm products.....	26	10,240	18	146	x
SELECTED SERVICE TRADES, ² /total.....	1,297	29,092	1,275	6,685	6,309
Personal service.....	891	18,356	914	5,145	4,897
Business service.....	94	4,304	67	664	600
Automotive repairs and services.....	151	4,242	132	570	532
Other repair services.....	161	2,190	162	306	280
HOTELS.....					
					Data withheld to avoid disclosure.
TOURIST COURTS AND CAMPS.....	17	462	15	93	85
AMUSEMENTS.....	95	5,951	75	749	x

x Not available.

¹/ Includes employees paid for less than the full workweek.

²/ See General Description on last page for changes from the 1939 Census of Business in the coverage of Service Trades.

Table 2.—CENSUS OF BUSINESS PRELIMINARY RESULTS FOR 1948 FOR CITIES OF 2,500 INHABITANTS OR MORE

SHELBY COUNTY, TENN.

(Data omitted for trade groups where necessary to avoid disclosure)

City and trade group ¹	Number of establishments	1948 sales and receipts (Thousand dollars)	Active proprietors of unincorporated businesses Nov. 1948	Paid employees, workweek ended nearest Nov. 15, 1948	
				Total employees ²	Full workweek employees
Memphis:					
Retail trade.....	3,528	452,457	3,391	27,092	23,690
Wholesale trade.....	888	1,898,354	601	14,813	x
Selected service trades....	1,224	28,481	1,197	6,607	6,241
Hotels.....	40	8,201	33	2,278	2,155
Amusements.....	78	5,480	64	684	x
Remainder of county:					
Retail trade.....	589	23,295	628	1,016	836
Wholesale trade.....	26	5,715	23	159	x
Selected service trades....	73	611	78	78	68
Amusements.....	17	471	11	65	x

x Not available.

1/ See General Description on this page for changes from the 1939 Census of Business in the coverage of Service Trades.

2/ Includes employees paid for less than the full workweek.

GENERAL DESCRIPTION OF PRELIMINARY RELEASES FOR THE 1948 CENSUS OF BUSINESS

This series of releases, of which one is planned for each county in the United States, presents preliminary results of the 1948 Census of Business. The information is based on reports submitted by business establishments for that Census. The figures shown are preliminary, and are subject to revision in the final Census publications, but the changes are expected to be relatively minor with respect to coverage. The final Census figures will be issued in a series of Business Census bulletins which will show additional detailed kind-of-business information for all places where there are a sufficient number of establishments.

The 1948 Census of Business was taken under the provision of the Act of June 19, 1948, which provides that the Business Census be taken for 1948 and for each fifth year thereafter. Previous Business Censuses were taken for the years 1929, 1933, 1935, and 1939.

Scope of the Census.—The 1948 Census of Business covered all establishments in the following trades, as defined by the Standard Industrial Classification Manual, May 1949 issue, of the Executive Office of the President: all retail trades; all wholesale trades; all service trades in the following four groups—personal services, business services, automobile repairs and services, and miscellaneous repair services; hotels; tourist courts and camps; and amusements, including motion picture theaters. Some important services not covered are radio broadcasting and television, medical and health, legal, educational, nonprofit, accounting, and domestic services.

This coverage is similar to that of the 1939 Business Census. However, "custom trades" and "services incidental to transportation," which are no longer included in the standard classification of the service trades, are not covered by the 1948 Census. In a number of localities, these exclusions as well as

other changes in the standard classification may have a considerable effect in comparing 1948 with 1939 data, particularly with respect to establishment count.


Establishment definition.—For Census purposes, a business establishment is defined to include only enterprises conducted from a recognizable place of business, provided that the annual sales were in excess of \$5,000 for a wholesale trade establishment and \$500 for establishments in other trades. A detailed analysis of coverage will be provided in future Censuses of Business publications.

"Number of establishments" is the number of separate business locations, rather than the number of business companies or organizations, since the Census figures represent information reported separately for each business location or establishment. The establishment count reflects the number of places in business at the end of 1948 excluding administrative and executive offices of multiunit organizations, and "chain store" warehouses.

Sales and receipts.—"1948 sales and receipts" represents sales of merchandise and receipts from repairs and other services to customers. The figures reflect deductions for returned goods and allowances, but not for trade-in allowances; they exclude sales and excise taxes collected from customers and paid directly to any taxing agency.

Proprietors.—"Active proprietors..." represents owners and partners of unincorporated businesses who devoted the major portion of their time to the business in November 1948.

Employment.—"Number of paid employees..." represents all employees on the pay roll for the pay period ending nearest November 15, 1948. "Full workweek" employees, whether regular or seasonal, are those who in the November 15 pay period were paid for working at least the number of hours typically worked in a week by employees of the reporting establishment.



1948 CENSUS OF BUSINESS

RETAIL, WHOLESALE, SERVICE TRADES

U. S. DEPARTMENT OF COMMERCE
BUREAU OF THE CENSUS

PRELIMINARY

For Release April 17, 1950

Release Series BC-1P-41-080

SMITH COUNTY, TENN.

Retail, wholesale, and service establishments located in Smith County, Tennessee, showed a substantial expansion in dollar volume of trade from 1939 to 1948 according to preliminary figures from the 1948 Census of Business released today by the Bureau of the Census, U. S. Department of Commerce.

Retail sales in the county during 1948 aggregated \$5.0 million, an increase of 178 percent over the \$1.8 million in 1939, when the preceding Census of Business was taken. Wholesale sales in the county reached a total of \$5.8 million in 1948 as compared with \$1.8 million in 1939. The service trades included in the Census of Business recorded receipts totaling \$278,000 in 1948 compared with \$44,000 in 1939.

Employment in the county also rose over the 9-year period between 1939 and 1948 for the above trades. Establishments in these trades reported a combined total of 374 paid employees for the workweek ended nearest November 15, 1948. This compared with a total of 168 employees reported for the week of November 15, 1939.

These preliminary figures have been derived from a Census report on Smith County, Tennessee. Final figures, superseding the preliminary data for Smith County, will be included in a Bulletin for the State of Tennessee to be issued in several months. Similar data will be made available this year in preliminary and final form for each of the counties and States. A single copy of the preliminary release for Smith County as well as an order blank for other area releases may be obtained by writing to the Bureau of the Census, Washington 25, D. C.

Table 1.—CENSUS OF BUSINESS PRELIMINARY RESULTS FOR 1948, BY TRADE GROUP

SMITH COUNTY, TENN.

Trade group and kind of business	Number of establishments	1948 sales and receipts (Thousand dollars)	Active proprietors of unincorporated businesses Nov. 1948	Paid employees, workweek ended nearest Nov. 15, 1948	
				Total employees ¹	Full workweek employees
RETAIL TRADE, total.....	145	4,971	159	182	161
Food group.....	40	803	42	12	9
Eating and drinking places.....	15	209	19	20	17
Gasoline service stations.....	12	256	12	15	10
All other retail stores.....	78	3,703	86	135	125
WHOLESALE TRADE.....	13	5,846	12	175	x
SELECTED SERVICE TRADES, ^{2/} total.....	30	278	35	17	15
Personal services.....	12	75	12	7	6
All other service trades.....	18	203	23	10	9

x Not available.

1/ Includes employees paid for less than the full workweek.

2/ See General Description on last page for changes from the 1939 Census of Business in the coverage of Service Trades.

GENERAL DESCRIPTION OF PRELIMINARY RELEASES FOR THE 1948 CENSUS OF BUSINESS

This series of releases, of which one is planned for each county in the United States, presents preliminary results of the 1948 Census of Business. The information is based on reports submitted by business establishments for that Census. The figures shown are preliminary, and are subject to revision in the final Census publications, but the changes are expected to be relatively minor with respect to coverage. The final Census figures will be issued in a series of Business Census bulletins which will show additional detailed kind-of-business information for all places where there are a sufficient number of establishments.

The 1948 Census of Business was taken under the provision of the Act of June 19, 1948, which provides that the Business Census be taken for 1948 and for each fifth year thereafter. Previous Business Censuses were taken for the years 1929, 1933, 1935, and 1939.

Scope of the Census.—The 1948 Census of Business covered all establishments in the following trades, as defined by the Standard Industrial Classification Manual, May 1949 issue, of the Executive Office of the President: all retail trades; all wholesale trades; all service trades in the following four groups—personal services, business services, automobile repairs and services, and miscellaneous repair services; hotels; tourist courts and camps; and amusements, including motion picture theaters. Some important services not covered are radio broadcasting and television, medical and health, legal, educational, nonprofit, accounting, and domestic services.

This coverage is similar to that of the 1939 Business Census. However, "custom trades" and "services incidental to transportation," which are no longer included in the standard classification of the service trades, are not covered by the 1948 Census. In a number of localities, these exclusions as well as other changes in the standard classification may have a considerable effect in comparing

1948 with 1939 data, particularly with respect to establishment count.

Establishment definition.—For Census purposes, a business establishment is defined to include only enterprises conducted from a recognizable place of business, provided that the annual sales were in excess of \$5,000 for a wholesale trade establishment and \$500 for establishments in other trades. A detailed analysis of coverage will be provided in future Census of Business publications.

"Number of establishments" is the number of separate business locations, rather than the number of business companies or organizations, since the Census figures represent information reported separately for each business location or establishment. The establishment count reflects the number of places in business at the end of 1948 excluding administrative and executive offices of multiunit organizations, and "chain store" warehouses.

Sales and receipts.—"1948 sales and receipts" represents sales of merchandise and receipts from repairs and other services to customers. The figures reflect deductions for returned goods and allowances, but not for trade-in allowances; they exclude sales and excise taxes collected from customers and paid directly to any taxing agency.

Proprietors.—"Active proprietors..." represents owners and partners of unincorporated businesses who devoted the major portion of their time to the business in November 1948.

Employment.—"Number of paid employees..." represents all employees on the pay roll for the pay period ending nearest November 15, 1948. "Full workweek" employees, whether regular or seasonal, are those who in the November 15 pay period were paid for working at least the number of hours typically worked in a week by employees of the reporting establishment.

1948 CENSUS OF BUSINESS

RETAIL, WHOLESALE, SERVICE TRADES

U. S. DEPARTMENT OF COMMERCE
BUREAU OF THE CENSUS

PRELIMINARY

For Release May 15, 1950

Release Series BC-1P-41-081

STEWART COUNTY, TENN.

Retail establishments located in Stewart County, Tennessee, showed a substantial expansion in dollar volume of trade from 1939 to 1948 according to preliminary figures from the 1948 Census of Business released today by the Bureau of the Census, U. S. Department of Commerce.

Retail sales in the county during 1948 aggregated \$2.3 million, an increase of 188 percent over the \$0.8 million in 1939, when the preceding Census of Business was taken.

Employment in the county also rose over the 9-year period between 1939 and 1948 for the above trade. Retail establishments reported a total of 86 paid employees for the workweek ended nearest November 15, 1948. This compared with a total of 51 employees reported for the week of November 15, 1939.

These preliminary figures have been derived from a Census report on Stewart County, Tennessee. Final figures, superseding the preliminary data for Stewart County, will be included in a Bulletin for the State of Tennessee to be issued in several months. Similar data will be made available this year in preliminary and final form for each of the counties and States. A single copy of the preliminary release for Stewart County as well as an order blank for other area releases may be obtained by writing to the Bureau of the Census, Washington 25, D. C.

Table 1.—CENSUS OF BUSINESS PRELIMINARY RESULTS FOR 1948, BY TRADE GROUP
STEWART COUNTY, TENN.

Trade group and kind of business	Number of establishments	1948 sales and receipts (Thousand dollars)	Active proprietors of unincorporated businesses Nov. 1948	Paid employees, workweek ended nearest Nov. 15, 1948	
				Total employees ¹	Full workweek employees
RETAIL TRADE, total.....	102	2,326	105	86	65
Food group.....	46	455	46	10	5
Eating and drinking places.....	10	103	11	13	11
Gasoline service stations.....	17	215	18	8	5
All other retail stores.....	29	1,553	30	55	44

¹/ Includes employees paid for less than the full workweek.

GENERAL DESCRIPTION OF PRELIMINARY RELEASES FOR THE 1948 CENSUS OF BUSINESS

This series of releases, of which one is planned for each county in the United States, presents preliminary results of the 1948 Census of Business. The information is based on reports submitted by business establishments for that Census. The figures shown are preliminary, and are subject to revision in the final Census publications, but the changes are expected to be relatively minor with respect to coverage. The final Census figures will be issued in a series of Business Census bulletins which will show additional detailed kind-of-business information for all places where there are a sufficient number of establishments.

The 1948 Census of Business was taken under the provision of the Act of June 19, 1948, which provides that the Business Census be taken for 1948 and for each fifth year thereafter. Previous Business Censuses were taken for the years 1929, 1933, 1935, and 1939.

Scope of the Census.—The 1948 Census of Business covered all establishments in the following trades, as defined by the Standard Industrial Classification Manual, May 1949 issue, of the Executive Office of the President: all retail trades; all wholesale trades; all service trades in the following four groups—personal services, business services, automobile repairs and services, and miscellaneous repair services; hotels; tourist courts and camps; and amusements, including motion picture theaters. Some important services not covered are radio broadcasting and television, medical and health, legal, educational, nonprofit, accounting, and domestic services.

This coverage is similar to that of the 1939 Business Census. However, "custom trades" and "services incidental to transportation," which are no longer included in the standard classification of the service trades, are not covered by the 1948 Census. In a number of localities, these exclusions as well as other changes in the standard classification may have a considerable effect in comparing

1948 with 1939 data, particularly with respect to establishment count.

Establishment definition.—For Census purposes, a business establishment is defined to include only enterprises conducted from a recognizable place of business, provided that the annual sales were in excess of \$5,000 for a wholesale trade establishment and \$500 for establishments in other trades. A detailed analysis of coverage will be provided in future Census of Business publications.

"Number of establishments" is the number of separate business locations, rather than the number of business companies or organizations, since the Census figures represent information reported separately for each business location or establishment. The establishment count reflects the number of places in business at the end of 1948 excluding administrative and executive offices of multiunit organizations, and "chain store" warehouses.

Sales and receipts.—"1948 sales and receipts" represents sales of merchandise and receipts from repairs and other services to customers. The figures reflect deductions for returned goods and allowances, but not for trade-in allowances; they exclude sales and excise taxes collected from customers and paid directly to any taxing agency.

Proprietors.—"Active proprietors..." represents owners and partners of unincorporated businesses who devoted the major portion of their time to the business in November 1948.

Employment.—"Number of paid employees..." represents all employees on the pay roll for the pay period ending nearest November 15, 1948. "Full workweek" employees, whether regular or seasonal, are those who in the November 15 pay period were paid for working at least the number of hours typically worked in a week by employees of the reporting establishment.

1948 CENSUS OF BUSINESS

RETAIL, WHOLESALE, SERVICE TRADES

PRELIMINARY

U. S. DEPARTMENT OF COMMERCE
BUREAU OF THE CENSUS

For Release April 19, 1950

Release Series BC-1P-41-082

SULLIVAN COUNTY, TENN.

Retail, wholesale, and service establishments located in Sullivan County, Tennessee, showed a substantial expansion in dollar volume of trade from 1939 to 1948 according to preliminary figures from the 1948 Census of Business released today by the Bureau of the Census, U. S. Department of Commerce.

Retail sales in the county during 1948 aggregated \$67.2 million, an increase of 286 percent over the \$17.4 million in 1939, when the preceding Census of Business was taken. Wholesale sales in the county reached a total of \$37.8 million in 1948 as compared with \$2.7 million in 1939. The service trades included in the Census of Business recorded receipts totaling \$2.2 million in 1948 compared with \$0.6 million in 1939.

Employment in the county also rose over the 9-year period between 1939 and 1948 for the above trades. Establishments in these trades reported a combined total of 5,389 paid employees for the workweek ended nearest November 15, 1948. This compared with a total of 2,952 employees reported for the week of November 15, 1939.

These preliminary figures have been derived from a Census report on Sullivan County, Tennessee, which also includes data for the cities of Bristol and Kingsport. Final figures, superseding the preliminary data for Sullivan County, will be included in a Bulletin for the State of Tennessee to be issued in several months. Similar data will be made available this year in preliminary and final form for each of the counties and States. A single copy of the preliminary release for Sullivan County as well as an order blank for other area releases may be obtained by writing to the Bureau of the Census, Washington 25, D. C.

Table 1.—CENSUS OF BUSINESS PRELIMINARY RESULTS FOR 1948, BY TRADE GROUP

SULLIVAN COUNTY, TENN.

Trade group and kind of business	Number of establishments	1948 sales and receipts (Thousand dollars)	Active proprietors of unincorporated businesses Nov. 1948	Paid employees, workweek ended nearest Nov. 15, 1948	
				Total employees ¹	Full workweek employees
RETAIL TRADE, total.....	806	67,212	738	3,884	3,220
Food group.....	331	12,966	348	430	292
Eating and drinking places.....	114	2,750	123	390	321
General merchandise group, general stores....	30	11,558	17	1,026	758
Apparel group.....	48	5,354	28	302	238
Furniture-home furnishings-appliance group..	42	4,866	24	282	273
Automotive group.....	48	12,810	34	447	439
Gasoline service stations.....	69	3,310	72	174	148
Lumber-building-hardware group.....	33	7,715	20	421	406
Drug and proprietary stores.....	19	1,984	11	153	135
All other retail stores.....	74	3,399	61	259	210
WHOLESALE TRADE, total.....	80	37,764	46	792	x
Merchant wholesalers.....	60	24,087	36	682	x
Agents, brokers (merchandise).....	9	6,997	8	24	x
Other types of wholesale.....	11	6,680	2	86	x
SELECTED SERVICE TRADES, ^{2/} total.....	212	2,176	220	713	660
Personal services.....	126	2,393	128	613	572
Business services.....	9	162	7	22	19
Automotive repairs and services.....	44	360	47	51	45
Other repair services.....	33	261	38	27	24
TOURIST COURTS AND CAMPS.....	8	95	10	17	15
AMUSEMENTS.....	23	944	16	137	x

x Not available.

^{1/} Includes employees paid for less than the full workweek.

^{2/} See General Description on last page for changes from the 1939 Census of Business in the coverage of Service Trades.

Table 2.—CENSUS OF BUSINESS PRELIMINARY RESULTS FOR 1948 FOR CITIES OF 2,500 INHABITANTS OR MORE

SULLIVAN COUNTY, TENN.

(Data omitted for trade groups where necessary to avoid disclosure)

City and trade group ¹	Number of establishments	1948 sales and receipts (Thousand dollars)	Active proprietors of unincorporated businesses Nov. 1948	Paid employees, workweek ended nearest Nov. 15, 1948	
				Total employees ²	Full workweek employees
Bristol:					
Retail trade.....	188	22,569	140	1,498	1,228
Wholesale trade.....	40	22,789	27	381	x
Selected service trades.....	71	997	70	235	227
Kingsports:					
Retail trade.....	261	36,415	233	2,309	1,762
Wholesale trade ^{3/}	40	14,975	19	411	x
Selected service trades.....	100	1,827	100	407	374
Remainder of county:					
Retail trade.....	359	8,229	265	287	230
Selected service trades.....	41	352	41	71	59
Tourist courts and camps.....	8	95	10	17	15

x Not available.

1/ See General Description on this page for changes from the 1939 Census of Business in the coverage of Service Trades.

2/ Includes employees paid for less than the full workweek.

3/ Includes "Remainder of county".

GENERAL DESCRIPTION OF PRELIMINARY RELEASES FOR THE 1948 CENSUS OF BUSINESS

This series of releases, of which one is planned for each county in the United States, presents preliminary results of the 1948 Census of Business. The information is based on reports submitted by business establishments for that Census. The figures shown are preliminary, and are subject to revision in the final Census publications, but the changes are expected to be relatively minor with respect to coverage. The final Census figures will be issued in a series of Business Census bulletins which will show additional detailed kind-of-business information for all places where there are a sufficient number of establishments.

The 1948 Census of Business was taken under the provision of the Act of June 19, 1948, which provides that the Business Census be taken for 1948 and for each fifth year thereafter. Previous Business Censuses were taken for the years 1929, 1933, 1935, and 1939.

Scope of the Census.—The 1948 Census of Business covered all establishments in the following trades, as defined by the Standard Industrial Classification Manual, May 1949 issue, of the Executive Office of the President: all retail trades; all wholesale trades; all service trades in the following four groups—personal services, business services, automobile repairs and services, and miscellaneous repair services; hotels; tourist courts and camps; and amusements, including motion picture theaters. Some important services not covered are radio broadcasting and television, medical and health, legal, educational, nonprofit, accounting, and domestic services.

This coverage is similar to that of the 1939 Business Census. However, "custom trades" and "services incidental to transportation," which are no longer included in the standard classification of the service trades, are not covered by the 1948 Census. In a number of localities, these exclusions as well as

other changes in the standard classification may have a considerable effect in comparing 1948 with 1939 data, particularly with respect to establishment count.

Establishment definition.—For Census purposes, a business establishment is defined to include only enterprises conducted from a recognizable place of business, provided that the annual sales were in excess of \$5,000 for a wholesale trade establishment and \$500 for establishments in other trades. A detailed analysis of coverage will be provided in future Censuses of Business publications.

"Number of establishments" is the number of separate business locations, rather than the number of business companies or organizations, since the Census figures represent information reported separately for each business location or establishment. The establishment count reflects the number of places in business at the end of 1948 excluding administrative and executive offices of multiunit organizations, and "chain store" warehouses.

Sales and receipts.—"1948 sales and receipts" represents sales of merchandise and receipts from repairs and other services to customers. The figures reflect deductions for returned goods and allowances, but not for trade-in allowances; they exclude sales and excise taxes collected from customers and paid directly to any taxing agency.

Proprietors.—"Active proprietors..." represents owners and partners of unincorporated businesses who devoted the major portion of their time to the business in November 1948.

Employment.—"Number of paid employees..." represents all employees on the pay roll for the pay period ending nearest November 15, 1948. "Full workweek" employees, whether regular or seasonal, are those who in the November 15 pay period were paid for working at least the number of hours typically worked in a week by employees of the reporting establishment.

1948 CENSUS OF BUSINESS

RETAIL, WHOLESALE, SERVICE TRADES

U. S. DEPARTMENT OF COMMERCE
BUREAU OF THE CENSUS

PRELIMINARY

For Release April 17, 1950

Release Series BC-1P-41-083

SUMNER COUNTY, TENN.

Retail, wholesale, and service establishments located in Sumner County, Tennessee, showed a substantial expansion in dollar volume of trade from 1939 to 1948 according to preliminary figures from the 1948 Census of Business released today by the Bureau of the Census, U. S. Department of Commerce.

Retail sales in the county during 1948 aggregated \$12.2 million, an increase of 239 percent over the \$3.6 million in 1939, when the preceding Census of Business was taken. Wholesale sales in the county reached a total of \$11.8 million in 1948 as compared with \$2.7 million in 1939. The service trades included in the Census of Business recorded receipts totaling \$865,000 in 1948 compared with \$136,000 in 1939.

Employment in the county also rose over the 9-year period between 1939 and 1948 for the above trades. Establishments in these trades reported a combined total of 825 paid employees for the workweek ended nearest November 15, 1948. This compared with a total of 699 employees reported for the week of November 15, 1939.

These preliminary figures have been derived from a Census report on Sumner County, Tennessee, which also includes data for the city of Gallatin. Final figures, superseding the preliminary data for Sumner County, will be included in a Bulletin for the State of Tennessee to be issued in several months. Similar data will be made available this year in preliminary and final form for each of the counties and States. A single copy of the preliminary release for Sumner County as well as an order blank for other area releases may be obtained by writing to the Bureau of the Census, Washington 25, D. C.

Table 1.—CENSUS OF BUSINESS PRELIMINARY RESULTS FOR 1948, BY TRADE GROUP
SUMNER COUNTY, TENN.

Trade group and kind of business	Number of establishments	1948 sales and receipts (Thousand dollars)	Active proprietors of unincorporated businesses Nov. 1948	Paid employees, workweek ended nearest Nov. 15, 1948	
				Total employees ¹	Full workweek employees
RETAIL TRADE, total.....	370	12,229	374	493	423
Food group.....	166	3,680	169	80	64
Eating and drinking places.....	47	479	49	49	45
General merchandise grp, general stores	35	1,261	30	79	52
Apparel group.....	8	470	9	21	20
Furniture-home furnishgs-appliance grp	15	1,231	13	68	63
Automotive group.....	13	2,307	13	64	63
Gasoline service stations.....	36	743	35	35	32
Lumber-building-hardware group.....	16	1,055	19	46	46
Drug and proprietary stores.....	9	387	11	23	18
All other retail stores.....	25	616	26	28	20
WHOLESALE TRADE.....	19	11,767	11	242	x
SELECTED SERVICE TRADES, ^{2/} total.....	123	865	125	90	88
Personal services.....	45	361	45	65	64
All other service trades.....	78	504	80	25	24
AMUSEMENTS.....	8	122	7	21	x

x Not available.

^{1/} Includes employees paid for less than the full workweek.

^{2/} See General Description on last page for changes from the 1939 Census of Business in the coverage of Service Trades.

Table 2.—CENSUS OF BUSINESS PRELIMINARY RESULTS FOR 1948 FOR CITIES OF 2,500 INHABITANTS OR MORE

SUMNER COUNTY, TENN.

(Data omitted for trade groups where necessary to avoid disclosure)

City and trade group ¹	Number of establishments	1948 sales and receipts (Thousand dollars)	Active proprietors of unincorporated businesses Nov. 1948	Paid employees, workweek ended nearest Nov. 15, 1948	
				Total employees ²	Full workweek employees
Gallatin:					
Retail trade.....	119	7,941	109	375	334
Selected service trades...	44	452	43	69	69
Remainder of county:					
Retail trade.....	251	4,288	265	118	89
Selected service trades...	79	413	82	21	19

1/ See General Description on this page for changes from the 1939 Census of Business in the coverage of Service Trades.

2/ Includes employees paid for less than the full workweek.

GENERAL DESCRIPTION OF PRELIMINARY RELEASES FOR THE 1948 CENSUS OF BUSINESS

This series of releases, of which one is planned for each county in the United States, presents preliminary results of the 1948 Census of Business. The information is based on reports submitted by business establishments for that Census. The figures shown are preliminary, and are subject to revision in the final Census publications, but the changes are expected to be relatively minor with respect to coverage. The final Census figures will be issued in a series of Business Census bulletins which will show additional detailed kind-of-business information for all places where there are a sufficient number of establishments.

The 1948 Census of Business was taken under the provision of the Act of June 19, 1948, which provides that the Business Census be taken for 1948 and for each fifth year thereafter. Previous Business Censuses were taken for the years 1929, 1933, 1935, and 1939.

Scope of the Census.—The 1948 Census of Business covered all establishments in the following trades, as defined by the Standard Industrial Classification Manual, May 1949 issue, of the Executive Office of the President: all retail trades; all wholesale trades; all service trades in the following four groups—personal services, business services, automobile repairs and services, and miscellaneous repair services; hotels; tourist courts and camps; and amusements, including motion picture theaters. Some important services not covered are radio broadcasting and television, medical and health, legal, educational, nonprofit, accounting, and domestic services.

This coverage is similar to that of the 1939 Business Census. However, "custom trades" and "services incidental to transportation," which are no longer included in the standard classification of the service trades, are not covered by the 1948 Census. In a number of localities, these exclusions as well as other changes in the standard classification may have

a considerable effect in comparing 1948 with 1939 data, particularly with respect to establishment count.

Establishment definition.—For Census purposes, a business establishment is defined to include only enterprises conducted from a recognizable place of business, provided that the annual sales were in excess of \$5,000 for a wholesale trade establishment and \$500 for establishments in other trades. A detailed analysis of coverage will be provided in future Census of Business publications.

"Number of establishments" is the number of separate business locations, rather than the number of business companies or organizations, since the Census figures represent information reported separately for each business location or establishment. The establishment count reflects the number of places in business at the end of 1948 excluding administrative and executive offices of multiunit organizations, and "chain store" warehouses.

Sales and receipts.—"1948 sales and receipts" represents sales of merchandise and receipts from repairs and other services to customers. The figures reflect deductions for returned goods and allowances, but not for trade-in allowances; they exclude sales and excise taxes collected from customers and paid directly to any taxing agency.

Proprietors.—"Active proprietors..." represents owners and partners of unincorporated businesses who devoted the major portion of their time to the business in November 1948.

Employment.—"Number of paid employees..." represents all employees on the pay roll for the pay period ending nearest November 15, 1948. "Full workweek" employees, whether regular or seasonal, are those who in the November 15 pay period were paid for working at least the number of hours typically worked in a week by employees of the reporting establishment.

1948 CENSUS OF BUSINESS

RETAIL, WHOLESALE, SERVICE TRADES

U. S. DEPARTMENT OF COMMERCE
BUREAU OF THE CENSUS

PRELIMINARY

For Release April 24, 1950

Release Series BC-1P- 41-084

TIPTON COUNTY, TENN.

Retail, wholesale, and service establishments located in Tipton County, Tennessee, showed a substantial expansion in dollar volume of trade from 1939 to 1948 according to preliminary figures from the 1948 Census of Business released today by the Bureau of the Census, U. S. Department of Commerce.

Retail sales in the county during 1948 aggregated \$14.0 million, an increase of 289 percent over the \$3.6 million in 1939, when the preceding Census of Business was taken. Wholesale sales in the county reached a total of \$10.8 million in 1948 as compared with \$1.6 million in 1939. The service trades included in the Census of Business recorded receipts totaling \$329,000 in 1948 compared with \$119,000 in 1939.

Employment in the county also rose over the 9-year period between 1939 and 1948 for the above trades. Establishments in these trades reported a combined total of 899 paid employees for the workweek ended nearest November 15, 1948. This compared with a total of 497 employees reported for the week of November 15, 1939.

These preliminary figures have been derived from a Census report on Tipton County, Tennessee, which also includes data for the city of Covington. Final figures, superseding the preliminary data for Tipton County, will be included in a Bulletin for the State of Tennessee to be issued in several months. Similar data will be made available this year in preliminary and final form for each of the counties and States. A single copy of the preliminary release for Tipton County as well as an order blank for other area releases may be obtained by writing to the Bureau of the Census, Washington 25, D. C.

Table 1.—CENSUS OF BUSINESS PRELIMINARY RESULTS FOR 1948, BY TRADE GROUP

TIPTON COUNTY, TENN.

Trade group and kind of business	Number of establishments	1948 sales and receipts (Thousand dollars)	Active proprietors of unincorporated businesses Nov. 1948	Paid employees, workweek ended nearest Nov. 15, 1948	
				Total employees ¹	Full workweek employees
RETAIL TRADE, total.....	295	14,032	312	660	513
Food group.....	114	3,195	125	102	61
Eating and drinking places.....	36	533	39	72	52
General merchandise grp, general stores	49	2,624	52	168	126
Apparel group.....	6	283	9	16	12
Furniture-home furnishgs-appliance grp	10	421	12	13	11
Automotive group.....	15	1,761	12	69	64
Gasoline service stations.....	23	759	23	45	36
Lumber-building-hardware group.....	14	2,231	13	107	104
Drug and proprietary stores.....	7	391	10	30	19
All other retail stores.....	21	1,834	17	38	28
WHOLESALE TRADE, total.....	35	10,796	26	157	x
Merchant wholesalers.....	7	2,807	8	48	x
Other types of wholesale.....	28	7,989	18	109	x
SELECTED SERVICE TRADES, ² /total.....	51	329	56	82	71
Personal services.....	31	199	37	66	58
All other service trades.....	20	130	19	16	13
AMUSEMENTS.....	14	260	9	47	x

x Not available.

¹/ Includes employees paid for less than the full workweek.

²/ See General Description on last page for changes from the 1939 Census of Business in the coverage of Service Trades.

Table 2.—CENSUS OF BUSINESS PRELIMINARY RESULTS FOR 1948 FOR CITIES OF 2,500 INHABITANTS OR MORE
TIPTON COUNTY, TENN.

(Data omitted for trade groups where necessary to avoid disclosure)

City and trade group ¹	Number of establishments	1948 sales and receipts (Thousand dollars)	Active proprietors of unincorporated businesses Nov. 1948	Paid employees, workweek ended nearest Nov. 15, 1948	
				Total employees ²	Full workweek employees
Covington:					
Retail trade.....	127	9,912	126	526	426
Selected service trades....	31	279	37	74	67
Remainder of county:					
Retail trade.....	168	4,120	186	134	87
Selected service trades....	20	50	19	8	4

1/ See General Description on this page for changes from the 1939 Census of Business in the coverage of Service Trades.

2/ Includes employees paid for less than the full workweek.

GENERAL DESCRIPTION OF PRELIMINARY RELEASES FOR THE 1948 CENSUS OF BUSINESS

This series of releases, of which one is planned for each county in the United States, presents preliminary results of the 1948 Census of Business. The information is based on reports submitted by business establishments for that Census. The figures shown are preliminary, and are subject to revision in the final Census publications, but the changes are expected to be relatively minor with respect to coverage. The final Census figures will be issued in a series of Business Census bulletins which will show additional detailed kind-of-business information for all places where there are a sufficient number of establishments.

The 1948 Census of Business was taken under the provision of the Act of June 19, 1948, which provides that the Business Census be taken for 1948 and for each fifth year thereafter. Previous Business Censuses were taken for the years 1929, 1933, 1935, and 1939.

Scope of the Census.—The 1948 Census of Business covered all establishments in the following trades, as defined by the Standard Industrial Classification Manual, May 1949 issue, of the Executive Office of the President: all retail trades; all wholesale trades; all service trades in the following four groups—personal services, business services, automobile repairs and services, and miscellaneous repair services; hotels; tourist courts and camps; and amusements, including motion picture theaters. Some important services not covered are radio broadcasting and television, medical and health, legal, educational, nonprofit, accounting, and domestic services.

This coverage is similar to that of the 1939 Business Census. However, "custom trades" and "services incidental to transportation," which are no longer included in the standard classification of the service trades, are not covered by the 1948 Census. In a number of localities, these exclusions as well as other changes in the standard classification may have

a considerable effect in comparing 1948 with 1939 data, particularly with respect to establishment count.

Establishment definition.—For Census purposes, a business establishment is defined to include only enterprises conducted from a recognizable place of business, provided that the annual sales were in excess of \$5,000 for a wholesale trade establishment and \$500 for establishments in other trades. A detailed analysis of coverage will be provided in future Census of Business publications.

"Number of establishments" is the number of separate business locations, rather than the number of business companies or organizations, since the Census figures represent information reported separately for each business location or establishment. The establishment count reflects the number of places in business at the end of 1948 excluding administrative and executive offices of multiunit organizations, and "chain store" warehouses.

Sales and receipts.—"1948 sales and receipts" represents sales of merchandise and receipts from repairs and other services to customers. The figures reflect deductions for returned goods and allowances, but not for trade-in allowances; they exclude sales and excise taxes collected from customers and paid directly to any taxing agency.

Proprietors.—"Active proprietors..." represents owners and partners of unincorporated businesses who devoted the major portion of their time to the business in November 1948.

Employment.—"Number of paid employees..." represents all employees on the pay roll for the pay period ending nearest November 15, 1948. "Full workweek" employees, whether regular or seasonal, are those who in the November 15 pay period were paid for working at least the number of hours typically worked in a week by employees of the reporting establishment.

1948 CENSUS OF BUSINESS

RETAIL, WHOLESALE, SERVICE TRADES

U. S. DEPARTMENT OF COMMERCE
BUREAU OF THE CENSUS

PRELIMINARY

For Release April 19, 1950

Release Series BC-1P-41-085

TROUSDALE COUNTY, TENN.

Retail, wholesale, and service establishments located in Trousdale County, Tennessee, showed a substantial expansion in dollar volume of trade from 1939 to 1948 according to preliminary figures from the 1948 Census of Business released today by the Bureau of the Census, U. S. Department of Commerce.

Retail sales in the county during 1948 aggregated \$2.2 million, an increase of 214 percent over the \$0.7 million in 1939, when the preceding Census of Business was taken. Wholesale sales in the county reached a total of \$5.4 million in 1948 as compared with \$1.2 million in 1939. The service trades included in the Census of Business recorded receipts totaling \$67,000 in 1948 compared with \$36,000 in 1939.

Retail trade establishments in the county reported a total of 92 paid employees for the workweek ended nearest November 15, 1948. Wholesale trade establishments reported 94 paid employees for the same week in 1948. For the selected service trades, paid employees numbered 20 for the November 15, 1948 workweek.

These preliminary figures have been derived from a Census report on Trousdale County, Tennessee. Final figures, superseding the preliminary data for Trousdale County, will be included in a Bulletin for the State of Tennessee to be issued in several months. Similar data will be made available this year in preliminary and final form for each of the counties and States. A single copy of the preliminary release for Trousdale County as well as an order blank for other area releases may be obtained by writing to the Bureau of the Census, Washington 25, D. C.

Table 1.—CENSUS OF BUSINESS PRELIMINARY RESULTS FOR 1948, BY TRADE GROUP

TROUSDALE COUNTY, TENN.

Trade group and kind of business	Number of establishments	1948 sales and receipts (Thousand dollars)	Active proprietors of unincorporated businesses Nov. 1948	Paid employees, workweek ended nearest Nov. 15, 1948	
				Total employees ¹	Full workweek employees
RETAIL TRADE, total.....	61	2,184	67	92	71
Food group.....	19	457	17	15	9
Eating and drinking places.....	7	132	9	15	9
All other retail stores.....	35	1,595	41	62	53
WHOLESALE TRADE.....	7	5,440	13	94	x
SELECTED SERVICE TRADES ^{2/}	10	67	10	20	15

x Not available.

^{1/} Includes employees paid for less than the full workweek.

^{2/} See General Description on last page for changes from the 1939 Census of Business in the coverage of Service Trades.

GENERAL DESCRIPTION OF PRELIMINARY RELEASES FOR THE 1948 CENSUS OF BUSINESS

This series of releases, of which one is planned for each county in the United States, presents preliminary results of the 1948 Census of Business. The information is based on reports submitted by business establishments for that Census. The figures shown are preliminary, and are subject to revision in the final Census publications, but the changes are expected to be relatively minor with respect to coverage. The final Census figures will be issued in a series of Business Census bulletins which will show additional detailed kind-of-business information for all places where there are a sufficient number of establishments.

The 1948 Census of Business was taken under the provision of the Act of June 19, 1948, which provides that the Business Census be taken for 1948 and for each fifth year thereafter. Previous Business Censuses were taken for the years 1929, 1933, 1935, and 1939.

Scope of the Census.—The 1948 Census of Business covered all establishments in the following trades, as defined by the Standard Industrial Classification Manual, May 1949 issue, of the Executive Office of the President: all retail trades; all wholesale trades; all service trades in the following four groups—personal services, business services, automobile repairs and services, and miscellaneous repair services; hotels; tourist courts and camps; and amusements, including motion picture theaters. Some important services not covered are radio broadcasting and television, medical and health, legal, educational, nonprofit, accounting, and domestic services.

This coverage is similar to that of the 1939 Business Census. However, "custom trades" and "services incidental to transportation," which are no longer included in the standard classification of the service trades, are not covered by the 1948 Census. In a number of localities, these exclusions as well as other changes in the standard classification may have a considerable effect in comparing

1948 with 1939 data, particularly with respect to establishment count.

Establishment definition.—For Census purposes, a business establishment is defined to include only enterprises conducted from a recognizable place of business, provided that the annual sales were in excess of \$5,000 for a wholesale trade establishment and \$500 for establishments in other trades. A detailed analysis of coverage will be provided in future Census of Business publications.

"Number of establishments" is the number of separate business locations, rather than the number of business companies or organizations, since the Census figures represent information reported separately for each business location or establishment. The establishment count reflects the number of places in business at the end of 1948 excluding administrative and executive offices of multiunit organizations, and "chain store" warehouses.

Sales and receipts.—"1948 sales and receipts" represents sales of merchandise and receipts from repairs and other services to customers. The figures reflect deductions for returned goods and allowances, but not for trade-in allowances; they exclude sales and excise taxes collected from customers and paid directly to any taxing agency.

Proprietors.—"Active proprietors..." represents owners and partners of unincorporated businesses who devoted the major portion of their time to the business in November 1948.

Employment.—"Number of paid employees..." represents all employees on the pay roll for the pay period ending nearest November 15, 1948. "Full workweek" employees, whether regular or seasonal, are those who in the November 15 pay period were paid for working at least the number of hours typically worked in a week by employees of the reporting establishment.

1948 CENSUS OF BUSINESS

RETAIL, WHOLESALE, SERVICE TRADES

U. S. DEPARTMENT OF COMMERCE
BUREAU OF THE CENSUS

PRELIMINARY

For Release May 8, 1950

Release Series BC-1P-41-086

UNICOI COUNTY, TENN.

Retail and service establishments located in Unicoi County, Tennessee, showed a substantial expansion in dollar volume of trade from 1939 to 1948 according to preliminary figures from the 1948 Census of Business released today by the Bureau of the Census, U. S. Department of Commerce.

Retail sales in the county during 1948 aggregated \$6.5 million, an increase of 282 percent over the \$1.7 million in 1939, when the preceding Census of Business was taken. The service trades included in the Census of Business recorded receipts totaling \$238,000 in 1948 compared with \$69,000 in 1939.

Employment in the county also rose over the 9-year period between 1939 and 1948 for the above trades. Establishments in these trades reported a combined total of 397 paid employees for the workweek ended nearest November 15, 1948. This compared with a total of 226 employees reported for the week of November 15, 1939.

These preliminary figures have been derived from a Census report on Unicoi County, Tennessee, which also includes data for the city of Erwin. Final figures, superseding the preliminary data for Unicoi County, will be included in a Bulletin for the State of Tennessee to be issued in several months. Similar data will be made available this year in preliminary and final form for each of the counties and States. A single copy of the preliminary release for Unicoi County as well as an order blank for other area releases may be obtained by writing to the Bureau of the Census, Washington 25, D. C.

Table 1.—CENSUS OF BUSINESS PRELIMINARY RESULTS FOR 1948, BY TRADE GROUP

UNICOI COUNTY, TENN.

Trade group and kind of business	Number of establishments	1948 sales and receipts (Thousand dollars)	Active proprietors of unincorporated businesses Nov. 1948	Paid employees, workweek ended nearest Nov. 15, 1948	
				Total employees ¹	Full workweek employees
RETAIL TRADE, total.....	163	6,489	174	326	299
Food group.....	79	1,374	84	21	18
Eating and drinking places.....	24	418	28	38	31
Apparel group.....	5	250	4	11	10
Automotive group.....	9	1,096	7	46	46
Gasoline service stations.....	11	301	14	22	16
All other retail stores.....	35	3,050	37	188	178
SELECTED SERVICE TRADES ^{2/}	20	238	17	71	68

^{1/} Includes employees paid for less than the full workweek.

^{2/} See General Description on last page for changes from the 1939 Census of Business in the coverage of Service Trades.

Table 2.—CENSUS OF BUSINESS PRELIMINARY RESULTS FOR 1948 FOR CITIES OF 2,500 INHABITANTS OR MORE

UNICOI COUNTY, TENN.

(Data omitted for trade groups where necessary to avoid disclosure)

City and trade group	Number of establishments	1948 sales and receipts (Thousand dollars)	Active proprietors of unincorporated businesses Nov. 1948	Paid employees, workweek ended nearest Nov. 15, 1948	
				Total employees 1	Full workweek employees
Erwin:					
Retail trade.....	74	5,357	83	298	275
Remainder of county:					
Retail trade.....	89	1,132	91	28	24

1/ Includes employees paid for less than the full workweek.

GENERAL DESCRIPTION OF PRELIMINARY RELEASES FOR THE 1948 CENSUS OF BUSINESS

This series of releases, of which one is planned for each county in the United States, presents preliminary results of the 1948 Census of Business. The information is based on reports submitted by business establishments for that Census. The figures shown are preliminary, and are subject to revision in the final Census publications, but the changes are expected to be relatively minor with respect to coverage. The final Census figures will be issued in a series of Business Census bulletins which will show additional detailed kind-of-business information for all places where there are a sufficient number of establishments.

The 1948 Census of Business was taken under the provision of the Act of June 19, 1948, which provides that the Business Census be taken for 1948 and for each fifth year thereafter. Previous Business Censuses were taken for the years 1929, 1933, 1935, and 1939.

Scope of the Census.—The 1948 Census of Business covered all establishments in the following trades, as defined by the Standard Industrial Classification Manual, May 1949 issue, of the Executive Office of the President: all retail trades; all wholesale trades; all service trades in the following four groups—personal services, business services, automobile repairs and services, and miscellaneous repair services; hotels; tourist courts and camps; and amusements, including motion picture theaters. Some important services not covered are radio broadcasting and television, medical and health, legal, educational, nonprofit, accounting, and domestic services.

This coverage is similar to that of the 1939 Business Census. However, "custom trades" and "services incidental to transportation," which are no longer included in the standard classification of the service trades, are not covered by the 1948 Census. In a number of localities, these exclusions as well as

other changes in the standard classification may have a considerable effect in comparing 1948 with 1939 data, particularly with respect to establishment count.

Establishment definition.—For Census purposes, a business establishment is defined to include only enterprises conducted from a recognizable place of business, provided that the annual sales were in excess of \$5,000 for a wholesale trade establishment and \$500 for establishments in other trades. A detailed analysis of coverage will be provided in future Censuses of Business publications.

"Number of establishments" is the number of separate business locations, rather than the number of business companies or organizations, since the Census figures represent information reported separately for each business location or establishment. The establishment count reflects the number of places in business at the end of 1948 excluding administrative and executive offices of multiunit organizations, and "chain store" warehouses.

Sales and receipts.—"1948 sales and receipts" represents sales of merchandise and receipts from repairs and other services to customers. The figures reflect deductions for returned goods and allowances, but not for trade-in allowances; they exclude sales and excise taxes collected from customers and paid directly to any taxing agency.

Proprietors.—"Active proprietors..." represents owners and partners of unincorporated businesses who devoted the major portion of their time to the business in November 1948.

Employment.—"Number of paid employees..." represents all employees on the pay roll for the pay period ending nearest November 15, 1948. "Full workweek" employees, whether regular or seasonal, are those who in the November 15 pay period were paid for working at least the number of hours typically worked in a week by employees of the reporting establishment.

1948 CENSUS OF BUSINESS

RETAIL, WHOLESALE, SERVICE TRADES

U. S. DEPARTMENT OF COMMERCE
BUREAU OF THE CENSUS

PRELIMINARY

For Release April 17, 1950

Release Series BC-1P-41-087

UNION COUNTY, TENN.

Retail establishments located in Union County, Tennessee, showed a substantial expansion in dollar volume of trade from 1939 to 1948 according to preliminary figures from the 1948 Census of Business released today by the Bureau of the Census, U. S. Department of Commerce.

Retail sales in the county during 1948 aggregated \$1.1 million, an increase of 120 percent over the \$0.5 million in 1939, when the preceding Census of Business was taken.

Employment in the county decreased over the 9-year period between 1939 and 1948 for the above trade. Retail establishments reported a total of 13 paid employees for the workweek ended nearest November 15, 1948. This compared with a total of 16 employees reported for the week of November 15, 1939.

These preliminary figures have been derived from a Census report on Union County, Tennessee. Final figures, superseding the preliminary data for Union County, will be included in a Bulletin for the State of Tennessee to be issued in several months. Similar data will be made available this year in preliminary and final form for each of the counties and States. A single copy of the preliminary release for Union County as well as an order blank for other area releases may be obtained by writing to the Bureau of the Census, Washington 25, D. C.

Table 1.—CENSUS OF BUSINESS PRELIMINARY RESULTS FOR 1948, BY TRADE GROUP
UNION COUNTY, TENN.

Trade group and kind of business	Number of establishments	1948 sales and receipts (Thousand dollars)	Active proprietors of unincorporated businesses Nov. 1948	Paid employees, workweek ended nearest Nov. 15, 1948	
				Total employees ¹	Full workweek employees
RETAIL TRADE, total.....	58	1,055	56	13	9
Food group.....	27	346	29	2	2
All other retail stores.....	31	709	27	11	7

¹/ Includes employees paid for less than the full workweek.

GENERAL DESCRIPTION OF PRELIMINARY RELEASES FOR THE 1948 CENSUS OF BUSINESS

This series of releases, of which one is planned for each county in the United States, presents preliminary results of the 1948 Census of Business. The information is based on reports submitted by business establishments for that Census. The figures shown are preliminary, and are subject to revision in the final Census publications, but the changes are expected to be relatively minor with respect to coverage. The final Census figures will be issued in a series of Business Census bulletins which will show additional detailed kind-of-business information for all places where there are a sufficient number of establishments.

The 1948 Census of Business was taken under the provision of the Act of June 19, 1948, which provides that the Business Census be taken for 1948 and for each fifth year thereafter. Previous Business Censuses were taken for the years 1929, 1933, 1935, and 1939.

Scope of the Census.—The 1948 Census of Business covered all establishments in the following trades, as defined by the Standard Industrial Classification Manual, May 1949 issue, of the Executive Office of the President: all retail trades; all wholesale trades; all service trades in the following four groups—personal services, business services, automobile repairs and services, and miscellaneous repair services; hotels; tourist courts and camps; and amusements, including motion picture theaters. Some important services not covered are radio broadcasting and television, medical and health, legal, educational, nonprofit, accounting, and domestic services.

This coverage is similar to that of the 1939 Business Census. However, "custom trades" and "services incidental to transportation," which are no longer included in the standard classification of the service trades, are not covered by the 1948 Census. In a number of localities, these exclusions as well as other changes in the standard classification may have a considerable effect in comparing

1948 with 1939 data, particularly with respect to establishment count.

Establishment definition.—For Census purposes, a business establishment is defined to include only enterprises conducted from a recognizable place of business, provided that the annual sales were in excess of \$5,000 for a wholesale trade establishment and \$500 for establishments in other trades. A detailed analysis of coverage will be provided in future Census of Business publications.

"Number of establishments" is the number of separate business locations, rather than the number of business companies or organizations, since the Census figures represent information reported separately for each business location or establishment. The establishment count reflects the number of places in business at the end of 1948 excluding administrative and executive offices of multiunit organizations, and "chain store" warehouses.

Sales and receipts.—"1948 sales and receipts" represents sales of merchandise and receipts from repairs and other services to customers. The figures reflect deductions for returned goods and allowances, but not for trade-in allowances; they exclude sales and excise taxes collected from customers and paid directly to any taxing agency.

Proprietors.—"Active proprietors..." represents owners and partners of unincorporated businesses who devoted the major portion of their time to the business in November 1948.

Employment.—"Number of paid employees..." represents all employees on the pay roll for the pay period ending nearest November 15, 1948. "Full workweek" employees, whether regular or seasonal, are those who in the November 15 pay period were paid for working at least the number of hours typically worked in a week by employees of the reporting establishment.

1948 CENSUS OF BUSINESS

RETAIL, WHOLESALE, SERVICE TRADES

U. S. DEPARTMENT OF COMMERCE
BUREAU OF THE CENSUS

PRELIMINARY

For Release April 17, 1950

Release Series BC-1P-41-088

VAN BUREN COUNTY, TENN.

Retail establishments located in Van Buren County, Tennessee, showed a substantial expansion in dollar volume of trade from 1939 to 1948 according to preliminary figures from the 1948 Census of Business released today by the Bureau of the Census, U. S. Department of Commerce.

Retail sales in the county during 1948 aggregated \$564,000, an increase of 382 percent over the \$117,000 in 1939, when the preceding Census of Business was taken.

Employment in the county also rose over the 9-year period between 1939 and 1948 for the above trade. Retail establishments reported a total of 13 paid employees for the workweek ended nearest November 15, 1948. This compared with a total of 8 employees reported for the week of November 15, 1939.

These preliminary figures have been derived from a Census report on Van Buren County, Tennessee. Final figures, superseding the preliminary data for Van Buren County, will be included in a Bulletin for the State of Tennessee to be issued in several months. Similar data will be made available this year in preliminary and final form for each of the counties and States. A single copy of the preliminary release for Van Buren County as well as an order blank for other area releases may be obtained by writing to the Bureau of the Census, Washington 25, D. C.

Table 1.—CENSUS OF BUSINESS PRELIMINARY RESULTS FOR 1948, BY TRADE GROUP
VAN BUREN COUNTY, TENN.

Trade group and kind of business	Number of establishments	1948 sales and receipts (Thousand dollars)	Active proprietors of unincorporated businesses Nov. 1948	Paid employees, workweek ended nearest Nov. 15, 1948	
				Total employees ¹	Full workweek employees
RETAIL TRADE, total.....	30	564	30	13	10
Food group.....	20	244	20	1	-
All other retail stores.....	10	320	10	12	10

¹/ Includes employees paid for less than the full workweek.

GENERAL DESCRIPTION OF PRELIMINARY RELEASES FOR THE 1948 CENSUS OF BUSINESS

This series of releases, of which one is planned for each county in the United States, presents preliminary results of the 1948 Census of Business. The information is based on reports submitted by business establishments for that Census. The figures shown are preliminary, and are subject to revision in the final Census publications, but the changes are expected to be relatively minor with respect to coverage. The final Census figures will be issued in a series of Business Census bulletins which will show additional detailed kind-of-business information for all places where there are a sufficient number of establishments.

The 1948 Census of Business was taken under the provision of the Act of June 19, 1948, which provides that the Business Census be taken for 1948 and for each fifth year thereafter. Previous Business Censuses were taken for the years 1929, 1933, 1935, and 1939.

Scope of the Census.—The 1948 Census of Business covered all establishments in the following trades, as defined by the Standard Industrial Classification Manual, May 1949 issue, of the Executive Office of the President: all retail trades; all wholesale trades; all service trades in the following four groups—personal services, business services, automobile repairs and services, and miscellaneous repair services; hotels; tourist courts and camps; and amusements, including motion picture theaters. Some important services not covered are radio broadcasting and television, medical and health, legal, educational, nonprofit, accounting, and domestic services.

This coverage is similar to that of the 1939 Business Census. However, "custom trades" and "services incidental to transportation," which are no longer included in the standard classification of the service trades, are not covered by the 1948 Census. In a number of localities, these exclusions as well as other changes in the standard classification may have a considerable effect in comparing

1948 with 1939 data, particularly with respect to establishment count.

Establishment definition.—For Census purposes, a business establishment is defined to include only enterprises conducted from a recognizable place of business, provided that the annual sales were in excess of \$5,000 for a wholesale trade establishment and \$500 for establishments in other trades. A detailed analysis of coverage will be provided in future Census of Business publications.

"Number of establishments" is the number of separate business locations, rather than the number of business companies or organizations, since the Census figures represent information reported separately for each business location or establishment. The establishment count reflects the number of places in business at the end of 1948 excluding administrative and executive offices of multiunit organizations, and "chain store" warehouses.

Sales and receipts.—"1948 sales and receipts" represents sales of merchandise and receipts from repairs and other services to customers. The figures reflect deductions for returned goods and allowances, but not for trade-in allowances; they exclude sales and excise taxes collected from customers and paid directly to any taxing agency.

Proprietors.—"Active proprietors..." represents owners and partners of unincorporated businesses who devoted the major portion of their time to the business in November 1948.

Employment.—"Number of paid employees..." represents all employees on the pay roll for the pay period ending nearest November 15, 1948. "Full workweek" employees, whether regular or seasonal, are those who in the November 15 pay period were paid for working at least the number of hours typically worked in a week by employees of the reporting establishment.

1948 CENSUS OF BUSINESS

RETAIL, WHOLESALE, SERVICE TRADES

U. S. DEPARTMENT OF COMMERCE
BUREAU OF THE CENSUS

PRELIMINARY

For Release April 17, 1950

Release Series BC-1P-41-089

WARREN COUNTY, TENN.

Retail, wholesale, and service establishments located in Warren County, Tennessee, showed a substantial expansion in dollar volume of trade from 1939 to 1948 according to preliminary figures from the 1948 Census of Business released today by the Bureau of the Census, U. S. Department of Commerce.

Retail sales in the county during 1948 aggregated \$11.6 million, an increase of 330 percent over the \$2.7 million in 1939, when the preceding Census of Business was taken. Wholesale sales in the county reached a total of \$3.1 million in 1948 as compared with \$0.7 million in 1939. The service trades included in the Census of Business recorded receipts totaling \$589,000 in 1948 compared with \$140,000 in 1939.

Employment in the county also rose over the 9-year period between 1939 and 1948 for the above trades. Establishments in these trades reported a combined total of 829 paid employees for the workweek ended nearest November 15, 1948. This compared with a total of 347 employees reported for the week of November 15, 1939.

These preliminary figures have been derived from a Census report on Warren County, Tennessee, which also includes data for the city of McMinnville. Final figures, superseding the preliminary data for Warren County, will be included in a Bulletin for the State of Tennessee to be issued in several months. Similar data will be made available this year in preliminary and final form for each of the counties and States. A single copy of the preliminary release for Warren County as well as an order blank for other area releases may be obtained by writing to the Bureau of the Census, Washington 25, D. C.

Table 1.—CENSUS OF BUSINESS PRELIMINARY RESULTS FOR 1948, BY TRADE GROUP

WARREN COUNTY, TENN.

Trade group and kind of business	Number of establishments	1948 sales and receipts (Thousand dollars)	Active proprietors of unincorporated businesses Nov. 1948	Paid employees, workweek ended nearest Nov. 15, 1948	
				Total employees ¹	Full workweek employees
RETAIL TRADE, total.....	274	11,641	288	647	509
Food group.....	118	2,953	126	77	51
Eating and drinking places.....	31	436	32	63	47
General merchandise grp, general stores.....	20	1,410	15	147	94
Apparel group.....	10	413	13	23	14
Furniture-home furnishings-appliance grp.....	15	963	16	42	38
Automotive group.....	12	1,559	13	67	65
Gasoline service stations.....	24	564	23	23	19
Lumber-building-hardware group.....	18	2,344	21	153	144
Drug and proprietary stores.....	5	303	4	22	21
All other retail stores.....	21	696	25	30	16
WHOLESALE TRADE.....	8	3,100	10	48	x
SELECTED SERVICE TRADES, ² /total.....	68	589	71	134	127
Personal services.....	33	371	34	110	106
Business services.....	5	42	4	6	6
Automotive repairs and services.....	22	161	24	14	13
Other repair services.....	8	15	9	4	2

x Not available.

¹/ Includes employees paid for less than the full workweek.

²/ See General Description on last page for changes from the 1939 Census of Business in the coverage of Service Trades.

Table 2.—CENSUS OF BUSINESS PRELIMINARY RESULTS FOR 1948 FOR CITIES OF 2,500 INHABITANTS OR MORE

WARREN COUNTY, TENN.

(Data omitted for trade groups where necessary to avoid disclosure)

City and trade group ¹	Number of establishments	1948 sales and receipts (Thousand dollars)	Active proprietors of unincorporated businesses Nov. 1948	Paid employees, workweek ended nearest Nov. 15, 1948	
				Total employees ²	Full workweek employees
McMinnville:					
Retail trade.....	172	10,219	181	600	478
Selected service trades....	53	494	55	129	122
Remainder of county:					
Retail trade.....	102	1,422	107	47	31
Selected service trades....	15	95	16	5	5

1/ See General Description on this page for changes from the 1939 Census of Business in the coverage of Service trades.

2/ Includes employees paid for less than the full workweek.

GENERAL DESCRIPTION OF PRELIMINARY RELEASES FOR THE 1948 CENSUS OF BUSINESS

This series of releases, of which one is planned for each county in the United States, presents preliminary results of the 1948 Census of Business. The information is based on reports submitted by business establishments for that Census. The figures shown are preliminary, and are subject to revision in the final Census publications, but the changes are expected to be relatively minor with respect to coverage. The final Census figures will be issued in a series of Business Census bulletins which will show additional detailed kind-of-business information for all places where there are a sufficient number of establishments.

The 1948 Census of Business was taken under the provision of the Act of June 19, 1948, which provides that the Business Census be taken for 1948 and for each fifth year thereafter. Previous Business Censuses were taken for the years 1929, 1933, 1935, and 1939.

Scope of the Census.—The 1948 Census of Business covered all establishments in the following trades, as defined by the Standard Industrial Classification Manual, May 1949 issue, of the Executive Office of the President: all retail trades; all wholesale trades; all service trades in the following four groups—personal services, business services, automobile repairs and services, and miscellaneous repair services; hotels; tourist courts and camps; and amusements, including motion picture theaters. Some important services not covered are radio broadcasting and television, medical and health, legal, educational, nonprofit, accounting, and domestic services.

This coverage is similar to that of the 1939 Business Census. However, "custom trades" and "services incidental to transportation," which are no longer included in the standard classification of the service trades, are not covered by the 1948 Census. In a number of localities, these exclusions as well as other changes in the standard classification may have

a considerable effect in comparing 1948 with 1939 data, particularly with respect to establishment count.

Establishment definition.—For Census purposes, a business establishment is defined to include only enterprises conducted from a recognizable place of business, provided that the annual sales were in excess of \$5,000 for a wholesale trade establishment and \$500 for establishments in other trades. A detailed analysis of coverage will be provided in future Census of Business publications.

"Number of establishments" is the number of separate business locations, rather than the number of business companies or organizations, since the Census figures represent information reported separately for each business location or establishment. The establishment count reflects the number of places in business at the end of 1948 excluding administrative and executive offices of multiunit organizations, and "chain store" warehouses.

Sales and receipts.—"1948 sales and receipts" represents sales of merchandise and receipts from repairs and other services to customers. The figures reflect deductions for returned goods and allowances, but not for trade-in allowances; they exclude sales and excise taxes collected from customers and paid directly to any taxing agency.

Proprietors.—"Active proprietors..." represents owners and partners of unincorporated businesses who devoted the major portion of their time to the business in November 1948.

Employment.—"Number of paid employees..." represents all employees on the pay roll for the pay period ending nearest November 15, 1948. "Full workweek" employees, whether regular or seasonal, are those who in the November 15 pay period were paid for working at least the number of hours typically worked in a week by employees of the reporting establishment.

1948 CENSUS OF BUSINESS

RETAIL, WHOLESALE, SERVICE TRADES

U. S. DEPARTMENT OF COMMERCE
BUREAU OF THE CENSUS

PRELIMINARY

For Release April 20, 1950

Release Series BC-1P-41-090

WASHINGTON COUNTY, TENN.

Retail, wholesale, and service establishments located in Washington County, Tennessee, showed a substantial expansion in dollar volume of trade from 1939 to 1948 according to preliminary figures from the 1948 Census of Business released today by the Bureau of the Census, U. S. Department of Commerce.

Retail sales in the county during 1948 aggregated \$44.2 million, an increase of 227 percent over the \$13.5 million in 1939, when the preceding Census of Business was taken. Wholesale sales in the county reached a total of \$42.4 million in 1948 as compared with \$8.8 million in 1939. The service trades included in the Census of Business recorded receipts totaling \$2.2 million in 1948 compared with \$0.7 million in 1939.

Employment in the county also rose over the 9-year period between 1939 and 1948 for the above trades. Establishments in these trades reported a combined total of 3,849 paid employees for the workweek ended nearest November 15, 1948. This compared with a total of 2,411 employees reported for the week of November 15, 1939.

These preliminary figures have been derived from a Census report on Washington County, Tennessee, which also includes data for Johnson City. Final figures, superseding the preliminary data for Washington County, will be included in a Bulletin for the State of Tennessee to be issued in several months. Similar data will be made available this year in preliminary and final form for each of the counties and States. A single copy of the preliminary release for Washington County as well as an order blank for other area releases may be obtained by writing to the Bureau of the Census, Washington 25, D. C.

Table 1.—CENSUS OF BUSINESS PRELIMINARY RESULTS FOR 1948, BY TRADE GROUP

WASHINGTON COUNTY, TENN.

Trade group and kind of business	Number of establishments	1948 sales and receipts (Thousand dollars)	Active proprietors of unincorporated businesses Nov. 1948	Paid employees, workweek ended nearest Nov. 15, 1948	
				Total employees ¹	Full workweek employees
RETAIL TRADE, total.....	635	44,218	581	2,630	2,133
Food group.....	260	7,661	265	240	176
Eating and drinking places.....	84	2,392	80	357	296
General merchandise grp, general stores.....	36	6,842	28	652	402
Apparel group.....	27	2,912	12	168	139
Furniture-home furnishings-appliance grp.....	25	1,860	17	93	87
Automotive group.....	34	9,132	25	315	305
Gasoline service stations.....	58	2,333	59	133	107
Lumber-building-hardware group.....	27	5,885	19	332	322
Drug and proprietary stores.....	11	1,231	7	120	111
All other retail stores.....	73	3,970	69	220	188
WHOLESALE TRADE, total.....	74	42,390	57	745	x
Merchant wholesalers.....	51	25,333	38	610	x
Agents, brokers (merchandise).....	10	9,377	13	44	x
Other types of wholesale.....	13	7,680	6	91	x
SELECTED SERVICE TRADES, ² /total.....	135	2,214	139	474	416
Personal services.....	80	1,508	76	386	347
All other service trades.....	55	706	63	88	69
AMUSEMENTS.....	16	834	8	96	x

x Not available.

^{1/} Includes employees paid for less than the full workweek.

^{2/} See General Description on last page for changes from the 1939 Census of Business in the coverage of Service Trades.

Table 2.—CENSUS OF BUSINESS PRELIMINARY RESULTS FOR 1948 FOR CITIES OF 2,500 INHABITANTS OR MORE
WASHINGTON COUNTY, TENN.

(Data omitted for trade groups where necessary to avoid disclosure)

City and trade group ¹	Number of establishments	1948 sales and receipts (Thousand dollars)	Active proprietors of unincorporated businesses Nov. 1948	Paid employees, workweek ended nearest Nov. 15, 1948	
				Total employees ²	Full workweek employees
Johnson City:					
Retail trade.....	400	38,422	345	2,462	1,996
Wholesale trade.....	66	40,238	52	719	x
Selected service trades.....	110	2,034	110	457	402
Remainder of county:					
Retail trade.....	235	5,796	236	168	137
Wholesale trade.....	8	2,152	5	26	x
Selected service trades.....	25	180	29	17	14

x Not available.

1/ See General Description on this page for changes from the 1939 Census of Business in the coverage of Service Trades.

2/ Includes employees paid for less than the full workweek.

GENERAL DESCRIPTION OF PRELIMINARY RELEASES FOR THE 1948 CENSUS OF BUSINESS

This series of releases, of which one is planned for each county in the United States, presents preliminary results of the 1948 Census of Business. The information is based on reports submitted by business establishments for that Census. The figures shown are preliminary, and are subject to revision in the final Census publications, but the changes are expected to be relatively minor with respect to coverage. The final Census figures will be issued in a series of Business Census bulletins which will show additional detailed kind-of-business information for all places where there are a sufficient number of establishments.

The 1948 Census of Business was taken under the provision of the Act of June 19, 1948, which provides that the Business Census be taken for 1948 and for each fifth year thereafter. Previous Business Censuses were taken for the years 1929, 1933, 1935, and 1939.

Scope of the Census.—The 1948 Census of Business covered all establishments in the following trades, as defined by the Standard Industrial Classification Manual, May 1949 issue, of the Executive Office of the President: all retail trades; all wholesale trades; all service trades in the following four groups—personal services, business services, automobile repairs and services, and miscellaneous repair services; hotels; tourist courts and camps; and amusements, including motion picture theaters. Some important services not covered are radio broadcasting and television, medical and health, legal, educational, nonprofit, accounting, and domestic services.

This coverage is similar to that of the 1939 Business Census. However, "custom trades" and "services incidental to transportation," which are no longer included in the standard classification of the service trades, are not covered by the 1948 Census. In a number of localities, these exclusions as well as other changes in the standard classification may have

a considerable effect in comparing 1948 with 1939 data, particularly with respect to establishment count.

Establishment definition.—For Census purposes, a business establishment is defined to include only enterprises conducted from a recognizable place of business, provided that the annual sales were in excess of \$5,000 for a wholesale trade establishment and \$500 for establishments in other trades. A detailed analysis of coverage will be provided in future Census of Business publications.

"Number of establishments" is the number of separate business locations, rather than the number of business companies or organizations, since the Census figures represent information reported separately for each business location or establishment. The establishment count reflects the number of places in business at the end of 1948 excluding administrative and executive offices of multiunit organizations, and "chain store" warehouses.

Sales and receipts.—"1948 sales and receipts" represents sales of merchandise and receipts from repairs and other services to customers. The figures reflect deductions for returned goods and allowances, but not for trade-in allowances; they exclude sales and excise taxes collected from customers and paid directly to any taxing agency.

Proprietors.—"Active proprietors..." represents owners and partners of unincorporated businesses who devoted the major portion of their time to the business in November 1948.

Employment.—"Number of paid employees..." represents all employees on the pay roll for the pay period ending nearest November 15, 1948. "Full workweek" employees, whether regular or seasonal, are those who in the November 15 pay period were paid for working at least the number of hours typically worked in a week by employees of the reporting establishment.

1948 CENSUS OF BUSINESS

RETAIL, WHOLESALE, SERVICE TRADES

U. S. DEPARTMENT OF COMMERCE
BUREAU OF THE CENSUS

PRELIMINARY

For Release April 19, 1950

Release Series BC-1P-41-091

WAYNE COUNTY, TENN.

Retail and service establishments located in Wayne County, Tennessee, showed a substantial expansion in dollar volume of trade from 1939 to 1948 according to preliminary figures from the 1948 Census of Business released today by the Bureau of the Census, U. S. Department of Commerce.

Retail sales in the county during 1948 aggregated \$4.2 million, an increase of 367 percent over the \$0.9 million in 1939, when the preceding Census of Business was taken. The service trades included in the Census of Business recorded receipts totaling \$96,000 in 1948 compared with \$63,000 in 1939.

Employment in the county also rose over the 9-year period between 1939 and 1948 for the above trades. Establishments in these trades reported a combined total of 204 paid employees for the workweek ended nearest November 15, 1948. This compared with a total of 87 employees reported for the week of November 15, 1939.

These preliminary figures have been derived from a Census report on Wayne County, Tennessee. Final figures, superseding the preliminary data for Wayne County, will be included in a Bulletin for the State of Tennessee to be issued in several months. Similar data will be made available this year in preliminary and final form for each of the counties and States. A single copy of the preliminary release for Wayne County as well as an order blank for other area releases may be obtained by writing to the Bureau of the Census, Washington 25, D. C.

Table 1.—CENSUS OF BUSINESS PRELIMINARY RESULTS FOR 1948, BY TRADE GROUP
WAYNE COUNTY, TENN.

Trade group and kind of business	Number of establishments	1948 sales and receipts (Thousand dollars)	Active proprietors of unincorporated businesses Nov. 1948	Paid employees, workweek ended nearest Nov. 15, 1948	
				Total employees ¹	Full workweek employees
RETAIL TRADE, total.....	165	4,151	168	182	142
Food group.....	77	1,238	73	32	22
Eating and drinking places.....	20	107	24	18	10
General merchandise grp, general stores	24	461	26	24	18
Apparel group.....	5	138	3	13	8
Furniture-home furnishgs-appliance grp	5	247	5	11	10
Gasoline service stations.....	12	277	13	31	27
All other retail stores.....	22	1,683	24	53	47
SELECTED SERVICE TRADES, ^{2/} total.....	24	96	26	22	17
Personal services.....	16	61	15	16	11
All other service trades.....	8	35	11	6	6
AMUSEMENTS.....	6	43	6	12	x

x Not available.

^{1/} Includes employees paid for less than the full workweek.

^{2/} See General Description on this page for changes from the 1939 Census of Business in the coverage of Service Trades.

GENERAL DESCRIPTION OF PRELIMINARY RELEASES FOR THE 1948 CENSUS OF BUSINESS

This series of releases, of which one is planned for each county in the United States, presents preliminary results of the 1948 Census of Business. The information is based on reports submitted by business establishments for that Census. The figures shown are preliminary, and are subject to revision in the final Census publications, but the changes are expected to be relatively minor with respect to coverage. The final Census figures will be issued in a series of Business Census bulletins which will show additional detailed kind-of-business information for all places where there are a sufficient number of establishments.

The 1948 Census of Business was taken under the provision of the Act of June 19, 1948, which provides that the Business Census be taken for 1948 and for each fifth year thereafter. Previous Business Censuses were taken for the years 1929, 1933, 1935, and 1939.

Scope of the Census.—The 1948 Census of Business covered all establishments in the following trades, as defined by the Standard Industrial Classification Manual, May 1949 issue, of the Executive Office of the President: all retail trades; all wholesale trades; all service trades in the following four groups—personal services, business services, automobile repairs and services, and miscellaneous repair services; hotels; tourist courts and camps; and amusements, including motion picture theaters. Some important services not covered are radio broadcasting and television, medical and health, legal, educational, nonprofit, accounting, and domestic services.

This coverage is similar to that of the 1939 Business Census. However, "custom trades" and "services incidental to transportation," which are no longer included in the standard classification of the service trades, are not covered by the 1948 Census. In a number of localities, these exclusions as well as

other changes in the standard classification may have a considerable effect in comparing 1948 with 1939 data, particularly with respect to establishment count.

Establishment definition.—For Census purposes, a business establishment is defined to include only enterprises conducted from a recognizable place of business, provided that the annual sales were in excess of \$5,000 for a wholesale trade establishment and \$500 for establishments in other trades. A detailed analysis of coverage will be provided in future Census of Business publications.

"Number of establishments" is the number of separate business locations, rather than the number of business companies or organizations, since the Census figures represent information reported separately for each business location or establishment. The establishment count reflects the number of places in business at the end of 1948 excluding administrative and executive offices of multiunit organizations, and "chain store" warehouses.

Sales and receipts.—"1948 sales and receipts" represents sales of merchandise and receipts from repairs and other services to customers. The figures reflect deductions for returned goods and allowances, but not for trade-in allowances; they exclude sales and excise taxes collected from customers and paid directly to any taxing agency.

Proprietors.—"Active proprietors..." represents owners and partners of unincorporated businesses who devoted the major portion of their time to the business in November 1948.

Employment.—"Number of paid employees..." represents all employees on the pay roll for the pay period ending nearest November 15, 1948. "Full workweek" employees, whether regular or seasonal, are those who in the November 15 pay period were paid for working at least the number of hours typically worked in a week by employees of the reporting establishment.

1948 CENSUS OF BUSINESS

RETAIL, WHOLESALE, SERVICE TRADES

U. S. DEPARTMENT OF COMMERCE
BUREAU OF THE CENSUS

PRELIMINARY

For Release May 8, 1950

Release Series BC-1P- 41-092

WEAKLEY COUNTY, TENN.

Retail, wholesale, and service establishments located in Weakley County, Tennessee, showed a substantial expansion in dollar volume of trade from 1939 to 1948 according to preliminary figures from the 1948 Census of Business released today by the Bureau of the Census, U. S. Department of Commerce.

Retail sales in the county during 1948 aggregated \$11.6 million, an increase of 197 percent over the \$3.9 million in 1939, when the preceding Census of Business was taken. Wholesale sales in the county reached a total of \$6.8 million in 1948 as compared with \$2.5 million in 1939. The service trades included in the Census of Business recorded receipts totaling \$710,000 in 1948 compared with \$211,000 in 1939.

Employment in the county also rose over the 9-year period between 1939 and 1948 for the above trades. Establishments in these trades reported a combined total of 778 paid employees for the workweek ended nearest November 15, 1948. This compared with a total of 476 employees reported for the week of November 15, 1939.

These preliminary figures have been derived from a Census report on Weakley County, Tennessee, which also includes data for the city of Martin. Final figures, superseding the preliminary data for Weakley County, will be included in a Bulletin for the State of Tennessee to be issued in several months. Similar data will be made available this year in preliminary and final form for each of the counties and States. A single copy of the preliminary release for Weakley County as well as an order blank for other area releases may be obtained by writing to the Bureau of the Census, Washington 25, D. C.

Table 1.—CENSUS OF BUSINESS PRELIMINARY RESULTS FOR 1948, BY TRADE GROUP
WEAKLEY COUNTY, TENN.

Trade group and kind of business	Number of establishments	1948 sales and receipts (Thousand dollars)	Active proprietors of unincorporated businesses Nov. 1948	Paid employees, workweek ended nearest Nov. 15, 1948	
				Total employees ¹	Full workweek employees
RETAIL TRADE, total.....	335	11,583	358	570	435
Food group.....	120	3,044	123	103	65
Eating and drinking places.....	50	539	47	61	50
General merchandise grp, general stores	34	1,133	38	85	54
Apparel group.....	11	417	12	28	20
Furniture-home furnishgs=appliance grp	13	667	13	23	22
Automotive group.....	15	1,767	17	73	70
Gasoline service stations.....	33	862	37	55	39
Lumber-building=hardware group.....	21	1,750	25	62	61
Drug and proprietary stores.....	10	475	16	27	17
All other retail stores.....	28	929	30	53	37
WHOLESALE TRADE, total.....	43	6,788	45	102	x
Merchant wholesalers.....	13	2,152	15	37	x
Other types of wholesale.....	30	4,636	30	65	x
SELECTED SERVICE TRADES, ² /total.....	84	710	101	106	94
Personal services.....	50	469	60	89	78
All other service trades.....	34	241	41	17	16

x Not available.

¹/ Includes employees paid for less than the full workweek.

²/ See General Description on last page for changes from the 1939 Census of Business in the coverage of Service Trades.

Table 2.—CENSUS OF BUSINESS PRELIMINARY RESULTS FOR 1948 FOR CITIES OF 2,500 INHABITANTS OR MORE

WEAKLEY COUNTY, TENN.

(Data omitted for trade groups where necessary to avoid disclosure)

City and trade group ¹	Number of establishments	1948 sales and receipts (Thousand dollars)	Active proprietors of unincorporated businesses Nov. 1948	Paid employees, workweek ended nearest Nov. 15, 1948	
				Total employees ²	Full workweek employees
Martin:					
Retail trade.....	91	4,556	89	257	213
Selected service trades	25	290	27	63	57
Remainder of county:					
Retail trade.....	244	7,027	269	313	222
Selected service trades	59	420	74	43	37

1/ See General Description on this page for changes from the 1939 Census of Business in the coverage of Service Trades.

2/ Includes employees paid for less than the full workweek.

GENERAL DESCRIPTION OF PRELIMINARY RELEASES FOR THE 1948 CENSUS OF BUSINESS

This series of releases, of which one is planned for each county in the United States, presents preliminary results of the 1948 Census of Business. The information is based on reports submitted by business establishments for that Census. The figures shown are preliminary, and are subject to revision in the final Census publications, but the changes are expected to be relatively minor with respect to coverage. The final Census figures will be issued in a series of Business Census bulletins which will show additional detailed kind-of-business information for all places where there are a sufficient number of establishments.

The 1948 Census of Business was taken under the provision of the Act of June 19, 1948, which provides that the Business Census be taken for 1948 and for each fifth year thereafter. Previous Business Censuses were taken for the years 1929, 1933, 1935, and 1939.

Scope of the Census.—The 1948 Census of Business covered all establishments in the following trades, as defined by the Standard Industrial Classification Manual, May 1949 issue, of the Executive Office of the President: all retail trades; all wholesale trades; all service trades in the following four groups—personal services, business services, automobile repairs and services, and miscellaneous repair services; hotels; tourist courts and camps; and amusements, including motion picture theaters. Some important services not covered are radio broadcasting and television, medical and health, legal, educational, nonprofit, accounting, and domestic services.

This coverage is similar to that of the 1939 Business Census. However, "custom trades" and "services incidental to transportation," which are no longer included in the standard classification of the service trades, are not covered by the 1948 Census. In a number of localities, these exclusions as well as

other changes in the standard classification may have a considerable effect in comparing 1948 with 1939 data, particularly with respect to establishment count.

Establishment definition.—For Census purposes, a business establishment is defined to include only enterprises conducted from a recognizable place of business, provided that the annual sales were in excess of \$5,000 for a wholesale trade establishment and \$500 for establishments in other trades. A detailed analysis of coverage will be provided in future Censuses of Business publications.

"Number of establishments" is the number of separate business locations, rather than the number of business companies or organizations, since the Census figures represent information reported separately for each business location or establishment. The establishment count reflects the number of places in business at the end of 1948 excluding administrative and executive offices of multiunit organizations, and "chain store" warehouses.

Sales and receipts.—"1948 sales and receipts" represents sales of merchandise and receipts from repairs and other services to customers. The figures reflect deductions for returned goods and allowances, but not for trade-in allowances; they exclude sales and excise taxes collected from customers and paid directly to any taxing agency.

Proprietors.—"Active proprietors..." represents owners and partners of unincorporated businesses who devoted the major portion of their time to the business in November 1948.

Employment.—"Number of paid employees..." represents all employees on the pay roll for the pay period ending nearest November 15, 1948. "Full workweek" employees, whether regular or seasonal, are those who in the November 15 pay period were paid for working at least the number of hours typically worked in a week by employees of the reporting establishment.

1948 CENSUS OF BUSINESS

RETAIL, WHOLESALE, SERVICE TRADES

U. S. DEPARTMENT OF COMMERCE
BUREAU OF THE CENSUS

PRELIMINARY

For Release May 8, 1950

Release Series BC-1P-41-093

WHITE COUNTY, TENN.

Retail, wholesale, and service establishments located in White County, Tennessee, showed a substantial expansion in dollar volume of trade from 1939 to 1948 according to preliminary figures from the 1948 Census of Business released today by the Bureau of the Census, U. S. Department of Commerce.

Retail sales in the county during 1948 aggregated \$6.1 million, an increase of 336 percent over the \$1.4 million in 1939, when the preceding Census of Business was taken. Wholesale sales in the county reached a total of \$1.6 million in 1948 as compared with \$0.5 million in 1939. The service trades included in the Census of Business recorded receipts totaling \$234,000 in 1948 compared with \$59,000 in 1939.

Employment in the county also rose over the 9-year period between 1939 and 1948 for the above trades. Establishments in these trades reported a combined total of 411 paid employees for the workweek ended nearest November 15, 1948. This compared with a total of 164 employees reported for the week of November 15, 1939.

These preliminary figures have been derived from a Census report on White County, Tennessee, which also includes data for the city of Sparta. Final figures, superseding the preliminary data for White County, will be included in a Bulletin for the State of Tennessee to be issued in several months. Similar data will be made available this year in preliminary and final form for each of the counties and States. A single copy of the preliminary release for White County as well as an order blank for other area releases may be obtained by writing to the Bureau of the Census, Washington 25, D. C.

Table 1.—CENSUS OF BUSINESS PRELIMINARY RESULTS FOR 1948, BY TRADE GROUP

WHITE COUNTY, TENN.

Trade group and kind of business	Number of establishments	1948 sales and receipts (Thousand dollars)	Active proprietors of unincorporated businesses Nov. 1948	Paid employees, workweek ended nearest Nov. 15, 1948	
				Total employees ¹	Full workweek employees
RETAIL TRADE, total.....	176	6,142	192	320	237
Food group.....	80	1,581	93	41	21
Eating and drinking places.....	14	123	15	27	17
General merchandise grp, general stores	19	587	18	35	20
Furniture-home furnishgs-appliance grp	11	1,025	10	47	42
Automotive group.....	10	1,196	12	46	45
Gasoline service stations.....	22	461	27	23	19
Drug and proprietary stores.....	5	240	4	20	17
All other retail stores.....	15	929	13	81	56
WHOLESALE TRADE.....	10	1,646	10	45	x
SELECTED SERVICE TRADES, ² total.....	27	234	29	46	43
Personal services.....	17	133	19	38	35
All other service trades.....	10	101	10	8	8

x Not available.

¹/ Includes employees paid for less than the full workweek.

²/ See General Description on last page for changes from the 1939 Census of Business in the coverage of Service Trades.

Table 2.—CENSUS OF BUSINESS PRELIMINARY RESULTS FOR 1948 FOR CITIES OF 2,500 INHABITANTS OR MORE

WHITE COUNTY, TENN.

(Data omitted for trade groups where necessary to avoid disclosure)

City and trade group	Number of establishments	1948 sales and receipts (Thousand dollars)	Active proprietors of unincorporated businesses Nov. 1948	Paid employees, workweek ended nearest Nov. 15, 1948	
				Total employees ¹	Full workweek employees
Sparta:					
Retail trade.....	101	4,392	103	251	199
Remainder of county:					
Retail trade.....	75	1,750	89	69	38

¹/ Includes employees paid for less than the full workweek.

GENERAL DESCRIPTION OF PRELIMINARY RELEASES FOR THE 1948 CENSUS OF BUSINESS

This series of releases, of which one is planned for each county in the United States, presents preliminary results of the 1948 Census of Business. The information is based on reports submitted by business establishments for that Census. The figures shown are preliminary, and are subject to revision in the final Census publications, but the changes are expected to be relatively minor with respect to coverage. The final Census figures will be issued in a series of Business Census bulletins which will show additional detailed kind-of-business information for all places where there are a sufficient number of establishments.

The 1948 Census of Business was taken under the provision of the Act of June 19, 1948, which provides that the Business Census be taken for 1948 and for each fifth year thereafter. Previous Business Censuses were taken for the years 1929, 1933, 1935, and 1939.

Scope of the Census.—The 1948 Census of Business covered all establishments in the following trades, as defined by the Standard Industrial Classification Manual, May 1949 issue, of the Executive Office of the President: all retail trades; all wholesale trades; all service trades in the following four groups—personal services, business services, automobile repairs and services, and miscellaneous repair services; hotels; tourist courts and camps; and amusements, including motion picture theaters. Some important services not covered are radio broadcasting and television, medical and health, legal, educational, nonprofit, accounting, and domestic services.

This coverage is similar to that of the 1939 Business Census. However, "custom trades" and "services incidental to transportation," which are no longer included in the standard classification of the service trades, are not covered by the 1948 Census. In a number of localities, these exclusions as well as

other changes in the standard classification may have a considerable effect in comparing 1948 with 1939 data, particularly with respect to establishment count.

Establishment definition.—For Census purposes, a business establishment is defined to include only enterprises conducted from a recognizable place of business, provided that the annual sales were in excess of \$5,000 for a wholesale trade establishment and \$500 for establishments in other trades. A detailed analysis of coverage will be provided in future Census of Business publications.

"Number of establishments" is the number of separate business locations, rather than the number of business companies or organizations, since the Census figures represent information reported separately for each business location or establishment. The establishment count reflects the number of places in business at the end of 1948 excluding administrative and executive offices of multinit organizations, and "chain store" warehouses.

Sales and receipts.—"1948 sales and receipts" represents sales of merchandise and receipts from repairs and other services to customers. The figures reflect deductions for returned goods and allowances, but not for trade-in allowances; they exclude sales and excise taxes collected from customers and paid directly to any taxing agency.

Proprietors.—"Active proprietors..." represents owners and partners of unincorporated businesses who devoted the major portion of their time to the business in November 1948.

Employment.—"Number of paid employees..." represents all employees on the pay roll for the pay period ending nearest November 15, 1948. "Full workweek" employees, whether regular or seasonal, are those who in the November 15 pay period were paid for working at least the number of hours typically worked in a week by employees of the reporting establishment.

1948 CENSUS OF BUSINESS

U. S. DEPARTMENT OF COMMERCE
BUREAU OF THE CENSUS

RETAIL, WHOLESALE, SERVICE TRADES

PRELIMINARY

For Release April 17, 1950

Release Series BC-1P-41-094

WILLIAMSON COUNTY, TENN.

Retail, wholesale, and service establishments located in Williamson County, Tennessee, showed a substantial expansion in dollar volume of trade from 1939 to 1948 according to preliminary figures from the 1948 Census of Business released today by the Bureau of the Census, U. S. Department of Commerce.

Retail sales in the county during 1948 aggregated \$10.0 million, an increase of 213 percent over the \$3.2 million in 1939, when the preceding Census of Business was taken. Wholesale sales in the county reached a total of \$5.9 million in 1948 as compared with \$1.3 million in 1939. The service trades included in the Census of Business recorded receipts totaling \$557,000 in 1948 compared with \$138,000 in 1939.

Employment in the county also rose over the 9-year period between 1939 and 1948 for the above trades. Establishments in these trades reported a combined total of 916 paid employees for the workweek ended nearest November 15, 1948. This compared with a total of 466 employees reported for the week of November 15, 1939.

These preliminary figures have been derived from a Census report on Williamson County, Tennessee, which also includes data for the city of Franklin. Final figures, superseding the preliminary data for Williamson County, will be included in a Bulletin for the State of Tennessee to be issued in several months. Similar data will be made available this year in preliminary and final form for each of the counties and States. A single copy of the preliminary release for Williamson County as well as an order blank for other area releases may be obtained by writing to the Bureau of the Census, Washington 25, D. C.

Table 1.—CENSUS OF BUSINESS PRELIMINARY RESULTS FOR 1948, BY TRADE GROUP

WILLIAMSON COUNTY, TENN.

Trade group and kind of business	Number of establishments	1948 sales and receipts (Thousand dollars)	Active proprietors of unincorporated businesses Nov. 1948	Paid employees, workweek ended nearest Nov. 15, 1948	
				Total employees ¹	Full workweek employees
RETAIL TRADE, total.....	247	9,981	249	533	407
Food group.....	106	2,592	115	70	47
Eating and drinking places.....	31	312	33	49	34
General merchandise grp, general stores.	20	1,106	16	95	53
Apparel group.....	10	561	9	40	35
Furniture-home furnishgs-appliance grp.	7	619	4	30	28
Automotive group.....	14	1,465	10	68	62
Gasoline service stations.....	21	649	26	46	29
Lumber-building-hardware group.....	14	1,269	12	81	74
All other retail stores.....	24	1,408	24	54	45
WHOLESALE TRADE.....	13	5,866	7	240	x
SELECTED SERVICE TRADES, ² /total.....	40	557	50	143	130
Personal services.....	19	370	25	116	112
All other service trades.....	21	187	25	27	18

x Not available.

¹/ Includes employees paid for less than the full workweek.

²/ See General Description on last page for changes from the 1939 Census of Business in the coverage of Service Trades.

Table 2.—CENSUS OF BUSINESS PRELIMINARY RESULTS FOR 1948 FOR CITIES OF 2,500 INHABITANTS OR MORE
WILLIAMSON COUNTY, TENN.

(Data omitted for trade groups where necessary to avoid disclosure)

City and trade group ¹	Number of establishments	1948 sales and receipts (Thousand dollars)	Active proprietors of unincorporated businesses Nov. 1948	Paid employees, workweek ended nearest Nov. 15, 1948	
				Total employees ²	Full workweek employees
Franklin:					
Retail trade.....	121	7,420	110	456	349
Selected service trades....	26	464	34	135	126
Remainder of county:					
Retail trade.....	126	2,561	139	77	58
Selected service trades....	14	93	16	8	4

1/ See General Description on this page for changes from the 1939 Census of Business in the coverage of Service Trades.

2/ Includes employees paid for less than the full workweek.

GENERAL DESCRIPTION OF PRELIMINARY RELEASES FOR THE 1948 CENSUS OF BUSINESS

This series of releases, of which one is planned for each county in the United States, presents preliminary results of the 1948 Census of Business. The information is based on reports submitted by business establishments for that Census. The figures shown are preliminary, and are subject to revision in the final Census publications, but the changes are expected to be relatively minor with respect to coverage. The final Census figures will be issued in a series of Business Census bulletins which will show additional detailed kind-of-business information for all places where there are a sufficient number of establishments.

The 1948 Census of Business was taken under the provision of the Act of June 19, 1948, which provides that the Business Census be taken for 1948 and for each fifth year thereafter. Previous Business Censuses were taken for the years 1929, 1933, 1935, and 1939.

Scope of the Census.—The 1948 Census of Business covered all establishments in the following trades, as defined by the Standard Industrial Classification Manual, May 1949 issue, of the Executive Office of the President: all retail trades; all wholesale trades; all service trades in the following four groups—personal services, business services, automobile repairs and services, and miscellaneous repair services; hotels; tourist courts and camps; and amusements, including motion picture theaters. Some important services not covered are radio broadcasting and television, medical and health, legal, educational, nonprofit, accounting, and domestic services.

This coverage is similar to that of the 1939 Business Census. However, "custom trades" and "services incidental to transportation," which are no longer included in the standard classification of the service trades, are not covered by the 1948 Census. In a number of localities, these exclusions as well as other changes in the standard classification may have

a considerable effect in comparing 1948 with 1939 data, particularly with respect to establishment count.

Establishment definition.—For Census purposes, a business establishment is defined to include only enterprises conducted from a recognizable place of business, provided that the annual sales were in excess of \$5,000 for a wholesale trade establishment and \$500 for establishments in other trades. A detailed analysis of coverage will be provided in future Census of Business publications.

"Number of establishments" is the number of separate business locations, rather than the number of business companies or organizations, since the Census figures represent information reported separately for each business location or establishment. The establishment count reflects the number of places in business at the end of 1948 excluding administrative and executive offices of multiunit organizations, and "chain store" warehouses.

Sales and receipts.—"1948 sales and receipts" represents sales of merchandise and receipts from repairs and other services to customers. The figures reflect deductions for returned goods and allowances, but not for trade-in allowances; they exclude sales and excise taxes collected from customers and paid directly to any taxing agency.

Proprietors.—"Active proprietors..." represents owners and partners of unincorporated businesses who devoted the major portion of their time to the business in November 1948.

Employment.—"Number of paid employees..." represents all employees on the pay roll for the pay period ending nearest November 15, 1948. "Full workweek" employees, whether regular or seasonal, are those who in the November 15 pay period were paid for working at least the number of hours typically worked in a week by employees of the reporting establishment.

1948 CENSUS OF BUSINESS

RETAIL, WHOLESALE, SERVICE TRADES

U. S. DEPARTMENT OF COMMERCE
BUREAU OF THE CENSUS

PRELIMINARY

For Release April 17, 1950

Release Series BC-1P-41-095

WILSON COUNTY, TENN.

Retail, wholesale, and service establishments located in Wilson County, Tennessee, showed a substantial expansion in dollar volume of trade from 1939 to 1948 according to preliminary figures from the 1948 Census of Business released today by the Bureau of the Census, U. S. Department of Commerce.

Retail sales in the county during 1948 aggregated \$13.6 million, an increase of 312 percent over the \$3.3 million in 1939, when the preceding Census of Business was taken. Wholesale sales in the county reached a total of \$6.2 million in 1948 as compared with \$1.8 million in 1939. The service trades included in the Census of Business recorded receipts totaling \$748,000 in 1948 compared with \$202,000 in 1939.

Employment in the county also rose over the 9-year period between 1939 and 1948 for the above trades. Establishments in these trades reported a combined total of 944 paid employees for the workweek ended nearest November 15, 1948. This compared with a total of 474 employees reported for the week of November 15, 1939.

These preliminary figures have been derived from a Census report on Wilson County, Tennessee, which also includes data for the city of Lebanon. Final figures, superseding the preliminary data for Wilson County, will be included in a Bulletin for the State of Tennessee to be issued in several months. Similar data will be made available this year in preliminary and final form for each of the counties and States. A single copy of the preliminary release for Wilson County as well as an order blank for other area releases may be obtained by writing to the Bureau of the Census, Washington 25, D. C.

Table 1.—CENSUS OF BUSINESS PRELIMINARY RESULTS FOR 1948, BY TRADE GROUP

WILSON COUNTY, TENN.

Trade group and kind of business	Number of establishments	1948 sales and receipts (Thousand dollars)	Active proprietors of unincorporated businesses Nov. 1948	Paid employees, workweek ended nearest Nov. 15, 1948	
				Total employees ¹	Full workweek employees
RETAIL TRADE, total.....	314	13,577	345	674	534
Food group.....	102	2,793	110	89	63
Eating and drinking places.....	41	708	41	117	96
General merchandise grp, general stores	45	1,408	48	112	66
Apparel group.....	16	738	17	43	31
Furniture-home furnishgs-appliance grp	18	945	20	37	31
Automotive group.....	15	3,256	22	95	89
Gasoline service stations.....	34	1,010	37	52	47
Lumber-building-hardware group.....	17	1,539	22	66	60
All other retail stores.....	26	1,180	28	63	51
WHOLESALE TRADE, total.....	21	6,197	13	135	x
Merchant wholesalers.....	11	3,463	6	98	x
Other types of wholesale.....	10	2,734	7	37	x
SELECTED SERVICE TRADES, ² total.....	78	748	90	135	126
Personal services.....	38	472	46	114	106
All other service trades.....	40	276	44	21	20
TOURIST COURTS AND CAMPS.....	5	26	4	10	7

x Not available.

¹/ Includes employees paid for less than the full workweek.

²/ See General Description on last page for changes from the 1939 Census of Business in the coverage of Service Trades.

Table 2.—CENSUS OF BUSINESS PRELIMINARY RESULTS FOR 1948 FOR CITIES OF 2,500 INHABITANTS OR MORE

WILSON COUNTY, TENN.

(Data omitted for trade groups where necessary to avoid disclosure)

City and trade group ¹	Number of establishments	1948 sales and receipts (Thousand dollars)	Active proprietors of unincorporated businesses Nov. 1948	Paid employees, workweek ended nearest Nov. 15, 1948	
				Total employees ²	Full workweek employees
Lebanon:					
Retail trade.....	164	10,819	190	563	458
Wholesale trade.....	16	5,234	8	117	x
Selected service trades....	54	641	61	126	119
Remainder of county:					
Retail trade.....	150	2,758	155	111	76
Wholesale trade.....	5	963	5	18	x
Selected service trades....	24	107	29	9	7

x Not available.

^{1/} See General Description on this page for changes from the 1939 Census of Business in the coverage of Service Trades.^{2/} Includes employees paid for less than the full workweek.

GENERAL DESCRIPTION OF PRELIMINARY RELEASES FOR THE 1948 CENSUS OF BUSINESS

This series of releases, of which one is planned for each county in the United States, presents preliminary results of the 1948 Census of Business. The information is based on reports submitted by business establishments for that Census. The figures shown are preliminary, and are subject to revision in the final Census publications, but the changes are expected to be relatively minor with respect to coverage. The final Census figures will be issued in a series of Business Census bulletins which will show additional detailed kind-of-business information for all places where there are a sufficient number of establishments.

The 1948 Census of Business was taken under the provision of the Act of June 19, 1948, which provides that the Business Census be taken for 1948 and for each fifth year thereafter. Previous Business Censuses were taken for the years 1929, 1933, 1935, and 1939.

Scope of the Census.—The 1948 Census of Business covered all establishments in the following trades, as defined by the Standard Industrial Classification Manual, May 1949 issue, of the Executive Office of the President: all retail trades; all wholesale trades; all service trades in the following four groups—personal services, business services, automobile repairs and services, and miscellaneous repair services; hotels; tourist courts and camps; and amusements, including motion picture theaters. Some important services not covered are radio broadcasting and television, medical and health, legal, educational, nonprofit, accounting, and domestic services.

This coverage is similar to that of the 1939 Business Census. However, "custom trades" and "services incidental to transportation," which are no longer included in the standard classification of the service trades, are not covered by the 1948 Census. In a number of localities, these exclusions as well as other changes in the standard classification may have

a considerable effect in comparing 1948 with 1939 data, particularly with respect to establishment count.

Establishment definition.—For Census purposes, a business establishment is defined to include only enterprises conducted from a recognizable place of business, provided that the annual sales were in excess of \$5,000 for a wholesale trade establishment and \$500 for establishments in other trades. A detailed analysis of coverage will be provided in future Census of Business publications.

"Number of establishments" is the number of separate business locations, rather than the number of business companies or organizations, since the Census figures represent information reported separately for each business location or establishment. The establishment count reflects the number of places in business at the end of 1948 excluding administrative and executive offices of multiunit organizations, and "chain store" warehouses.

Sales and receipts.—"1948 sales and receipts" represents sales of merchandise and receipts from repairs and other services to customers. The figures reflect deductions for returned goods and allowances, but not for trade-in allowances; they exclude sales and excise taxes collected from customers and paid directly to any taxing agency.

Proprietors.—"Active proprietors..." represents owners and partners of unincorporated businesses who devoted the major portion of their time to the business in November 1948.

Employment.—"Number of paid employees..." represents all employees on the pay roll for the pay period ending nearest November 15, 1948. "Full workweek" employees, whether regular or seasonal, are those who in the November 15 pay period were paid for working at least the number of hours typically worked in a week by employees of the reporting establishment.











REYNOLDS
BINDERY, INC.
SEPT. 1972

CB/Bureau of the Census Library



5 0673 01044486 0