

How to get involved!

Wikipedia is an ever-changing encyclopedia. We therefore would like to encourage all of you to get involved in this project.

- The encyclopedia needs expert input on important topics
- Scientists need effective public communication

We hope this has inspired you to try your hand at making an edit. If you like it, feel free to contact us!

Contact us

Websites

scar.org/women/wikibomb

Search "[Wikipedia:Meetup/SCAR 2016](#)" on Wikipedia

Search "[Wikipedia:Women in Red](#)" on Wikipedia

Wikipedia contacts

- User:Evolution_and_evolvability
- User:Janstrugnell
- User:WavyGeek
- User:Ngwilson
- User:Baeseman
- User:Shawjustine

Selected media coverage

Nature – Kudos for female Antarctic researchers (Strugnell et. al.)

Mashable – New Wikipedia project champions women scientists in the Antarctic

The Science Show – Women in Antarctica making up for lost time

The Signpost – Engaging diverse communities to profile Women of Antarctica



For more information on editing

Search "[Help:intro](#)" on Wikipedia

Women of the Antarctic



FOR MORE INFORMATION ON EDITING

SCAR 2016




How to edit

Sign up


Signing up to Wikipedia takes 2 minutes, and only requires a username (either your real name or a pseudonym)

Edit an article




Once you've signed up, clicking [edit] on any article will open the "Visual Editor", which allows you to edit a page just like a word document (if you see source code, click the  icon in the top right).

Add a reference

To insert a reference, click the  Cite icon. This will open up a dialog box where you can paste a web link, or manually enter information for a book or offline resource.

A screenshot of the 'Add a citation' dialog box. It has tabs for 'Automatic', 'Manual', and 'Re-use'. The 'Automatic' tab is selected. Below the tabs is a text input field labeled 'URL or DOI' with the placeholder text 'e.g. http://www.example.com'. There is a 'Generate' button to the right of the input field. Above the input field, the text 'participation of the entire world.^[2]' is visible.

Add a wikilink

Adding links between pages is done by selecting a word and clicking the  icon. This gives a drop-down list of suggested links.

How to edit *right*

References

The single most important thing on Wikipedia is to cite reliable sources. For scientific work, these are obviously articles from reputable journals. However, biographies are a little trickier. Most information will need to cite independent from the subject (online or offline). Self-published sources can be used to support non-controversial information (e.g. faculty page).

Notability

Not everyone is sufficiently notable for a Wikipedia biography. Subjects should be exceptional in their impact above what is typical for their job. The criteria are quite broad though:

- Exceptionally significant research impact, as demonstrated by independent reliable sources
- Recipient of a prestigious national or international award / prize
- Member / fellow of a highly selective and prestigious society
- Impact on higher education, significant enough to affect many academic institutions or international teaching
- Holds top elected or appointed position
- Substantial impact outside research in their professional capacity
- Is a person of historical interest

Copyright

Wikipedia runs plagiarism detection so it's not possible to reuse text or images from the internet without explicit permission from the copyright holder. It's best to rewrite text in your own words, and request that the copyright holder uploads their images.