GENERAL HEADQUARTERS
SUPREME COMMANDER FOR THE ALLIED POWERS
Government Section
Public Administration Division
Statistics & Review Branch

29 May 1950

MEMORANDUM FOR MAJOR NAPIER

SUBJECT: Screening of Daily Laborers

1. The Public Office Qualifications Section of the Prime Minister's Office began a program of screening daily laborers in January 1950. Out of a total of 623,296 such persons, 8,578 — those earning at least ¥200 a day and employed at least 180 days a year — were to be screened as the first step (see Tab 1).

2. As of 13 May 1950 the first step was completed except for about 200 seamen. It was found that 136 daily laborers employed in the Special Procurement Agency were purgees or were purgeable, (see Tab 3).

3. To correct this condition, the Public Office Qualifications Section proposed to instruct the Special Procurement Agency to:

a. Release these 136 persons, or,

b. Submit an application for temporary retention in office to the Prime Minister for indispensable employees among the 136, (see Tab 4).

4. Recommend the Public Office Qualifications Section's proposal be approved with minor changes.

J.D.M.

52

COPY

March 28, 1950

My dear General,

The Public Office Qualifications Appeal Board, which was set up a year ago to examine the appeals of the purgees in the various categories from B to G, has met regularly since -- 66 times during 1949 and 20 times up to March 17 this year.

As shown in the attached table, the Board has examined over 20,000 cases, or about two-thirds of the total appeals on file, of which some 6,000 cases have been decided for rescission of the purge order, and more than 15,000 for non-rescission. The findings of the Board have been reported after each meeting to your headquarters, from which, however, no word has been heard to date.

It has been discovered that 1,498 persons had been placed in the B class (career military personnel) by sheer mistake, owing to the press and confusion of affairs in the initial stage of the purge administration.

The list of those found qualified include former town or village heads and other local leaders, who had been purged in the first instance on account of their nominal (mostly involuntary) connections with the branches of the Imperial Rule Assistance Association, or other wartime organizations, but who really constitute a stabilizing force -- the mainstay against unscrupulous bosses and subversive elements.

Again the same list contains a number of eminent technical experts, who were disqualified because of the positions they happened to hold as standing director in large firms -- positions which were merely honorary without executive powers or authority. Far from being either militaristic or ultra-nationalistic, they are men of liberal thought as well as of great technological ability and experience.

It would be obviously to the best interest of the country and only fair to these persons and others found innocent by the Board, if they were restored as quickly as possible to their rightful place in their respective communities, or reinstated in their specialized fields of usefulness.

COPY
122a

It is hardly necessary to point out that the rehabilitation of Japan has been handicapped to the extent that for last four years or more these people have been prevented from participating therein.

Various business concerns have been removed from the "restricted list." A parole system has been established for those convicted of war crimes. But in this matter of the purge earlier mistakes or injustices remain uncorrected. We are accordingly anxious to make some announcement on the progress of the Board's work in order to satisfy public interest as to the Government's attitude.

In view of the fact that it will take perhaps several months more, or possibly a year, for the Board to complete its examination of the remaining cases, I venture to request your early approval for an announcement covering those cases already decided by the Board.

Yours sincerely,

s/ Shigeru Yoshida

Shigeru Yoshida

General of the Army Douglas MacArthur,

Supreme Commander for the Allied Powers,

Tokyo.

PUBLIC OFFICE QUALIFICATIONS APPEAL BOARD

Table of Appeal Cases Examined and Decisions. (As of March 17, 1950)

Decision:	Rescission						Non-rescission						
Category:	B	C	D	E	G	(Tot.)	B	C	D	E	G	(Tot.)	(G.T.)
Meeting.													
1 - 66th (1949)	1498	20	583	48	974	3123	2326	94	2659	99	1812	6990	10113
67th	0	0	45	1	65	111	0	0	254	0	152	406	517
68th (10 Jan)	0	0	29	2	81	112	0	0	266	0	134	400	512
69th	0	0	62	0	78	140	0	0	233	0	135	368	508
70th	0	0	43	3	80	126	0	0	254	2	133	389	515
71st	0	0	36	1	73	110	0	0	261	0	158	419	529
72nd	0	0	39	0	80	119	0	0	308	1	139	448	567
73rd	0	0	51	5	69	125	0	0	246	0	139	385	510
74th	0	0	50	0	89	139	0	0	291	0	175	466	605
75th	0	0	48	0	75	123	0	0	194	0	139	333	456
76th	0	0	54	1	89	144	0	0	244	1	171	416	560
77th	0	0	69	0	92	161	0	0	180	0	131	311	472
78th	0	0	45	1	111	157	0	0	250	0	160	410	567
79th	0	0	64	1	87	152	0	0	284	0	134	418	570
80th	0	0	72	2	106	180	0	0	427	0	167	594	774
81st	0	0	62	10	92	164	0	0	235	0	121	356	520
82nd	0	0	38	0	102	140	0	0	362	1	162	525	665
83rd	0	0	42	2	100	144	0	0	257	0	171	428	572
84th	0	0	98	0	118	216	0	0	499	0	157	656	872
85th	0	0	33	0	103	136	0	0	116	0	171	287	423
86th (Mar. 17)	0	0	83	1	105	189	0	0	414	3	158	575	764
(Tot.)	1498	20	1646	78	2769	6011	2326	94	8234	107	4819	15580	21591

Prosecutors Pay Grade

Salary for prosecutor

Pay Grade	Number	
1		
2		
3	4	Yoshikawa, Yoshihashi, Takahashi & Daigo
4		
5		
6	1	Ota
7	1	Ikeda
8	1	Aoyama
9		
10		
11		
	7	

SIB PERSONNEL

As of 15 January 1950, SIB employed _____ persons. By pay grades, there were:

Pay Grade	Number of Employees
15	
14	
13	
12	
11	1
10	
9	1
8	15
7	39
6	19
5	31
4	32
3	51
2	34
1	3
	7
	233

Employed in each section were:

Section	Number of Employees
First	50
Second	41
Third	53
Fourth	95

In addition to this there is Director 1.

240

Procurators 54

Plan for Increasing the Personnel of Prosecution Bureau and Public Procurators Offices

1. The Attorney-General's Office has made a request for increasing, by the 1950 year supplemental budget, the personnel of Prosecution Bureau and Public Procurators Offices because of the reasons mentioned below:

The number we request is:

(1) for Prosecution Bureau

procurators	4
secretaries	10
clerks (Koin)	9
employee (Yō-in)	2
Total	25

(2) for Public Procurators Offices

assistant procurators	100
secretaries	453
clerk	110
Total	663

2. There is an imminent necessity to strengthen the staff of prosecution, especially the number of procurators taking care of public safety in order to insure the proper disposition of special and serious cases which are being committed or apprehended to be committed more frequently by ultra-leftists in view of the present condition of public order of the country. After studing

the efficiency and number of personnel of Prosecution Bureau and Public Procurators Offices, the Attorney-General's Office has made request, in the budge for the 1951 fiscal year, for the following increase of personnel, but when we think of the present condition of public order, we do not think we can wait for the formation of the 1951 year budget. Therefore, considering the sources of salary for procurators and assistant procurators, we have decided, as stated above, to request, by the 1950 year supplemental budget, 25 persons for for Prosecution Bureau, 100 assistant procurators, 453 secretaries and 110 clerks for public procurators offices, in order to strengthen the personnel of Prosecution Bureau and public procurators offices immediately.

3. The reason for increase is as follows:

(1) Prosecution Bureau

Prosecution Bureau is always studying the organization of public procurators offices throughout the country and the improvement of laws or ordinances concerning procedure to increase the efficiency of procuratorial functions, and also guiding and supervising them to handle individual cases appropriately. Of late violations of Imperial Ordinance 311 which are prejudicial to the objectives of occupation, and violations of Organization Control Order and Purge Ordinance have been remarkably increasing and in addition, malicious violence cases have increased in number, too. To meet this situation, it is absolutely necessary for Prosecution Bureau to have 2 procurators who engage exclusively in the amendment of rules of procedure and the increase of efficiency of procuratorial business, and 2 more procurators who guide the prosecution of

malicious and serions cases which are prejudicial to the objectives of occupation.

(2) Public procurators offices

Public procurators offices are responsible for the ultimate disposition of all the malicious and serions cases which have been remarkably increasing, that is, they are responsible for the institution and support of public action against such cases. However, we have found out, after careful study, that public procurators offices are at present at a loss how to dispose of too many pending cases, and that especially public procurators offices in big cities have been receiving far greater number of cases than they can dispose of by the present maximum number of personnel. Therefore, there is much probability that public procuratons offices will split on a rock, if they are left as they are, and, so long as the situation ofpprocurators offices remains as it is, we cannot expect them at all to dispose appropr iately and speedily of such malicious and serious case;as have been increasing. The Attorney-General's Office is now studying a plan to appoint some Public Safety Procurators who engage exclusively in the disposition of special serious cases, as it feels it absolutely necessary. But, since the public procurators offices are so overburdened as stated above, we feel it difficult to appoint them from among the present personnel. Accordingly, the Attorney-General's Office is strongly demanding, as stated above, for the increase of personnel to enable procurators offices to dispose of cases normally and also to make it possible for us to appoint Public Safety Procurators now under consideration.

4. The amount of supplemental budget required for the increase of personnel is 116, 697,081 yen.

77

DISPOSITION OF PURGE VIOLATION CASES

25 May 1949

		Totals	Purgees	Non-Purgees
A.	Number of violation cases handled by the SIB	388	316	72
B.	Number of cases dropped after SIB investigation	141	101	40
C.	Number of cases referred for prosecution which are still under investigation	127	115	12
D.	Number of cases referred for prosecution which were actually brought to trial	120	100	20
	1. Acquitted		18	6
	2. Fined		11	8
	3. Sentenced to prison and probated		12	4
	4. Actually imprisoned		9	1
	5. Cases pending first court decision		16	1
	6. Convicted and under appeal		34	0

702

NATURE OF OFFENSES IN VIOLATION CASES HANDLED BY THE S.I.B.

25 May 1949

	Category under which purged							
	B	C	D	E	G	Educational Purge	Non-Purgees	Totals
1. Accused of illegal political activity	39	29	85	1	80	0	7	241
2. Accused of continuity of influence and/or control of economic organization	0	1	1	5	21	1	0	29
3. Accused of omission of purgeable and/or false information from questionnaire	4	7	10	0	9	0	9	39
4. Accused of omission of non-purgeable and/or false information from questionnaire	0	0	0	0	0	0	56	56
5. Accused of writing or editing in violation of purge ordinance	4	2	1	0	3	0	0	10
6. Accused of aiding a purgee in violation of purge ordinance	0	0	0	0	1	0	12	13
Totals	47	39	97	6	114	1	84	388

May 2 1949

For : Major Jack P. Napier, Government Section, GHQ.

From : Director Mitsusada Yoshikawa of Special Examining Bureau, Attorney-General's Office.

Subject : Monthly Report on Purgee Observation (April)

With reference to the subject we have the pleasure of submitting to you this report.

I. Cases of Imperial Ordinance violation which we reported to the procurator-General.(April)

No.	Name	Date of report to the Procurator-General.
1.	KATO Saburo ✓	
2.	KITA Kiyoshi ✓	March 28.
3.	ISHIGAI Tsukasa ✓	April 1
4.	KOJIMA Sakujiro ✓	" 6
5.	NAKAYAMA Hachiro ✓	" 9
6.	TANAKA Mamoru ✓	" 9
7.	HAMANO Shinichi ✓	" 11
8.	YOKOI Seiichi ✓	" 16
9.	SATO Seiichi ✓	" 19
10.	HIRANO Zenjiro ✓	" 22
11.	ANDO Sadao ✓	" 25
		" 27

2. Cases which we reported to G.S., but did not report to the procurator-General.

No.	Name.	Date of report to G.S.	Date of report	Remark
1.	AWAI Yoshinari	April 6		
2.	YAGURA Kazuzō	" 6		
3.	YOSHIKAWA Kanemitsu	" 8		
4.	NEGISHI Kanichi	" 8		
5.	WATANABE Kiichiro	" 12		
6.	SAKAMOTO Ushiya	" 12		
7.	IKEDA Seihin	" 12		
8.	GOTO Seita	" 14		
9.	KUROZAWA Torizo	" 15		2nd report.
10.	KATO Kanji	" 16		
11.	WATANABE Kakuzo and KIKUCHI Takeyasu	" 19		
12.	IKEDA Ryoji	" 19		
13.	TAKEI Gunji and others	" 21		
14.	MIYATA Hiroshi	" 25		in connection with SAISEI KAI.
15.	KUMAGAI Seinosuke	" 25		
16.	FUJIWARA Goro	" 25		
17.	TAKAKUWA Chiyomatsu	" 25		
18.	KUROZAWA Torizo	" 26		3rd report.
19.	MIURA Giichi	" 27		

3. Cases under investigation

No.	Name	Remark
1.		
2.	SHINA Etsusaburo	
3.	IKEDA Kisen	
4.	ARAI Hideo	
5.	KUHARA Fusanosuke	
6.	MATSUO Keizo	
7.	MIKI Toyoki	
8.	MATSUMOTO Yosaburo	
9.	IIZUKA Kizo	
10.	NAKAMURA Zen	
11.	NOYORI Hideichi	
12.	MATSUOKA Masaru	
13.	OKAMOTO Seiichi	
14.	YOSHOKA Yayoi	
15.	MITA Saburo	
16.	KADOYA Sanji	
17.	SAITO Kenji	
18.	MIYAKODAKE Toyoji	
19.	MAEKAWA Hideo	
20.	OTA Katsumi	
21.	SUZUKI Shiro	

22. KISAKI Tameyuki

23. HOSODA Kaido

24. FUKUHARA Mihoji

25. TERASAKA Yadoru

26. ISHIDE Toshiyuki

27. IKEDA Kahoru

28. YOKŌ Yoshisane

29. YAMADA Kiichi

30. WATANABE Keiichi

31. SHIMA Tominosuke

32. ITO Kinji

33. SAKADA Seisei

in connection with NIPPON TSŪSHO Co., Ltd. and YUSHI SHA

34. SATOMI Kishio

35. ISHIBASHI Tanzan

36. ADACHI Tadashi

37. TOJO Hurin

38. FUJISAWA Yoshio

39. YOSHIMATSU Katsuzaemon

40. NAKAJIMA Yadanji

M. Yoshikawa

Mitsusada Yoshikawa, Director of Special Examining Bureau, Attorney-general's Office.

Investigator : Secretary ISHI

Purge Background

NATURE OF OFFENSES IN VIOLATION CASES HANDLED BY THE S.I.B.

15 April 1949

	Category under which purged						Non-Purgees	Totals
	B	C	D	E	G	Educational Purge		
1. Accused of illegal political activity	20	23	64	1	54	0	5	167
2. Accused of continuity of influence and/or control of economic organization	0	1	1	5	19	1	0	27
3. Accused of omission of purgeable and/or false information from questionnaire	4	6	10	0	8	0	6	34
4. Accused of omission of non-purgeable and/or false information from questionnaire	0	0	0	0	0	0	55	55
5. Accused of writing or editing in violation of purge ordinance	4	1	1	0	3	0	0	9
6. Accused of aiding a purgee in violation of purge ordinance	0	0	0	0	1	0	6	7
Totals	28	31	76	6	85	1	72	299

DISPOSITION OF PURGE VIOLATION CASES

15 April 1949

	Totals	Purgees	Non-purgees
A. Number of violation cases handled by the SIB	299	227	72
B. Number of cases dropped after SIB investigation	113	73	40
C. Number of cases referred for prosecution which are still under investigation	87	74	13
D. Number of cases referred for prosecution which were actually brought to trial	99	80	19
1. Acquitted		17	6
2. Fined		9	8
3. Sentenced to prison and probated		12	4
4. Actually imprisoned		8	1
5. Cases pending first court decision		9	0
6. Convicted and under appeal		25	0

8 April 1949

MEMORANDUM FOR: Major Napier

SUBJECT: Economic Purge

Listed below are numbers of companies by categories in which purgees are prohibited from official positions:

Category	Listed in Ordinance	Dissolved	Released from Desig. under Public Law 207	Existent
E	30	30	-	-
11A	160	13	20	127
11B	85	36	1	48
	275	79	21	175

The following table indicates status of persons affected by the economic purge as of this date:

Category	Barred	Removed	Total Designated	Reinstated	Remaining Purged
E	389	-	389	4	385
G	1095	453	1548	15	1533
	1484	453	1937	19	1918

R. W. Borman

121

Received 5 apers 4/9 from Hayashi

File

Approximate Estimate of Expenditure for

H.M. The Emperor's Tour per day

. . . . .

Item	Amount	Remarks
Remuneration.	¥12,000	Emperor's board and lodging.
Travelling expenses for the members of the suite.	¥27,200	According to the regulations of travelling expenses for Government officials.
Fuel.	¥5,500	Petroleum.
Consumption goods.	¥500	Paper, pen and ink, etc.
Food.	¥800	Luncheons for attendants other than Imperial Household officials.
Communication.	¥1,000	Telephone, telegrams, etc.
Transportation of goods.	¥13,000	Porterage for railways, trucks, porters, etc.
Total.	¥60,000	

- - - - - - - - - - - - - - - -

TOTAL FOR 25 DAYS: ¥1,500,000.

March 31, 1949.

FOR : Major Jack P. Napier, Government Section, G. H. Q.

FROM : Director Mitsusada YOSHIKAWA of Special Examining Bureau, Attorney-General's Office.

SUBJECT: Monthly Report on Purgee Observation.

Monthly Report (No.1) on purgee observation affairs.

(February 29, 1949 to March 28, 1949).

1. Cases of Imperial Ordinance violation which we reported to the Procurator-General.

No.	Name	Date of Report to the Procurator-General
1	INOUYE Tsuyoshi	March 4
2	MIURA Teiichi	" "
3	TAKAHASHI Katsuyoshi	" 7
4	TOKURA Sotaro	" "
5	TOMOMATSU Entei	" 11
6	FUJIMOTO Sutesuke	" 15
7	UCHIDA Hidegoro	" "
8	TAKEMOTO Kikuichi	" 19
9	KIKUCHI Minesaburo	" 24

2. Cases which we reported to G.S., but did not report to the Procurator-General.

No.	Name	Date of Report to G.S.	Remark
1	WATANABE Chuichi	March 1	
2	CDA Sakae	" 5	
3	MUROBUSHI Takanobu	" 8	
4	IMOTO Rinshi	" 9	
5	KURAMOCHI Shojiro	" "	
10	IKARI Shugen	" 10	
11	NISHIMURA Eiichi	" "	
12	ARITA Hachiro & SHIONO Hidehiko	" 11	
13	KONISHI Kazuma	" 14	
14	HORIKE Kazumaro	" "	
15	OGAWA Kikumatsu	" 15	
16	KAWASHIMA Shojiro	" 16	
17	HAYASHI Ren	" "	
18	SHIMOMURA Hiroshi	" 17	
19	Finance Ministry & Purgees (2nd Report)	" 18	
20	KUMAKURA Heisaku & SUZUKI Eijiro	" "	
21	MAEKAWA Shoichi	" "	
22	MORIMOTO Tomizo	" 23	
23	YOSHIDA Suekichi	" 25	

24	OKA Kiyoshi & TOMIYAMA Kiyoshi	March 25
25	EKUMA Kurata	" "
26	Hokkaido Rakuno Kyokai	" 28
27	YOSHIUE Shosuke	
28	HARUKI Hirozo, TANIGUCHI Takayoshi, NAKAE Hisashi, & FUJINAGA Hajime	
29	FUCHI Michiyoshi & Toho Kai	

3. Cases under investigation.

No.	Name	Remark
1	KAWAI Yoshishige	By order of G.S.
2	KURUMA Takudo	"
3	SHIINA Etsusaburo	"
4	HAMANO Shin-ichi	"
5	IKEDA Kisen	"
6	ARAI Hideo	"
7	YOSHIKAWA Kanemitsu	"
8	IKEDA Seihin	"
9	KUROSAWA Torizo	"
10	KUHARA Fusanosuke	"
11	MATSUO Keizo	"
12	KATO Kanji	"

COPY

1 March 1949

Number of Regular Army and Navy
Officers designated according to Ranks

(as of March 7, 1949)

		A	B	Total
(1)	Career Army Officers			
a.	Generals	0	34	34
b.	Lt. Generals	0	665	665
c.	Major Generals	0	1,456	1,456
d.	Colonels	0	4,273	4,273
e.	Lt. Colonels	34	4,360	4,394
f.	Majors	7,662	4,313	11,975
g.	Captains	13,327	984	14,311
h.	1st. Lt.	8,113	51	8,164
i.	2nd. Lt.	5,549	34	5,583
	Total	34,685	16,170	50,855
(2)	Career Navy Officers			
a.	Fleet Admirals	0	21	21
b.	Admirals	0	10	10
c.	Vice Admirals	0	337	337
d.	Rear Admirals	0	691	691
e.	Captains	0	2,378	2,378
f.	Commanders	20	1,468	1,488
g.	Lt. Commanders	1,105	1,726	2,831
h.	Lieutenants	3,598	9,443	13,041
i.	Ensigns	1,980	2,481	4,461
	Total	6,703	18,555	25,258
	Grand Total	41,388	34,725	76,113

Remarks:

A: Number of persons whose age was 30 or less at the beginning of the Pacific War.

B: Number of persons whose age was more than 30 at the beginning of the Pacific War.

Okada Norikazu

TABLE II

WELFARE MINISTRY
REPATRIATION RELIEF AGENCY
DEMOBILIZATION BUREAU

OS/TI/si
27 Jan., 1949

COMPARATIVE WORK LOAD OF ARMY DEMOBILIZATION AGENCIES 1948 AND 1949 (ESTIMATE)

ITEM \ YEAR		1948	1949	NOTE : 3.
1	DEMOBILIZATION	13	20	INCLUDES WINDING UP AFFAIRS RE PERSONNEL MISSING IN SOUTHERN AREAS
2	DISPOSITION OF DEATHS	29	18	
3	INVESTIGATION OF "MISSING"	58	72	
	TOTAL LOAD	100	110	

WORK LOAD %

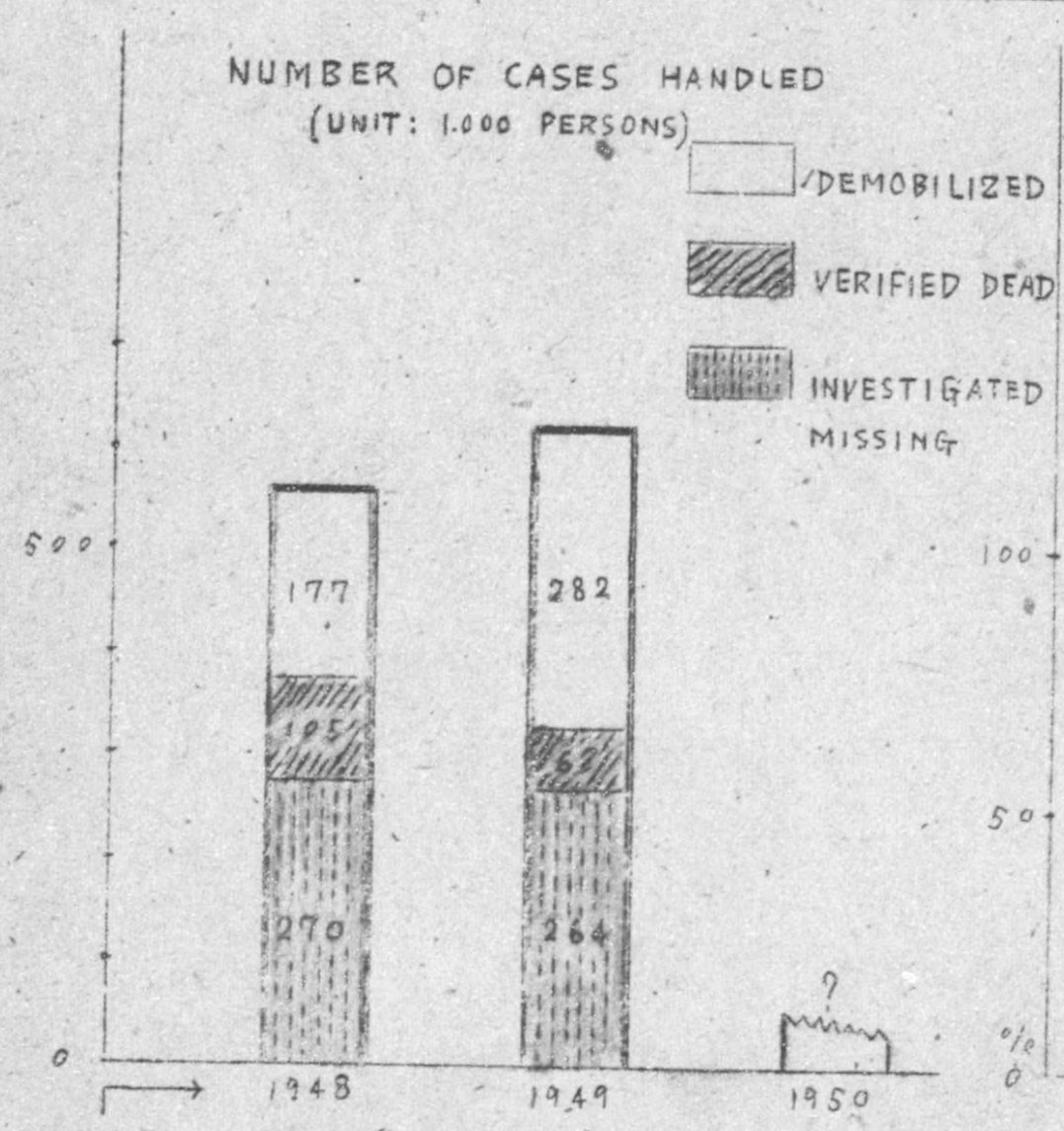

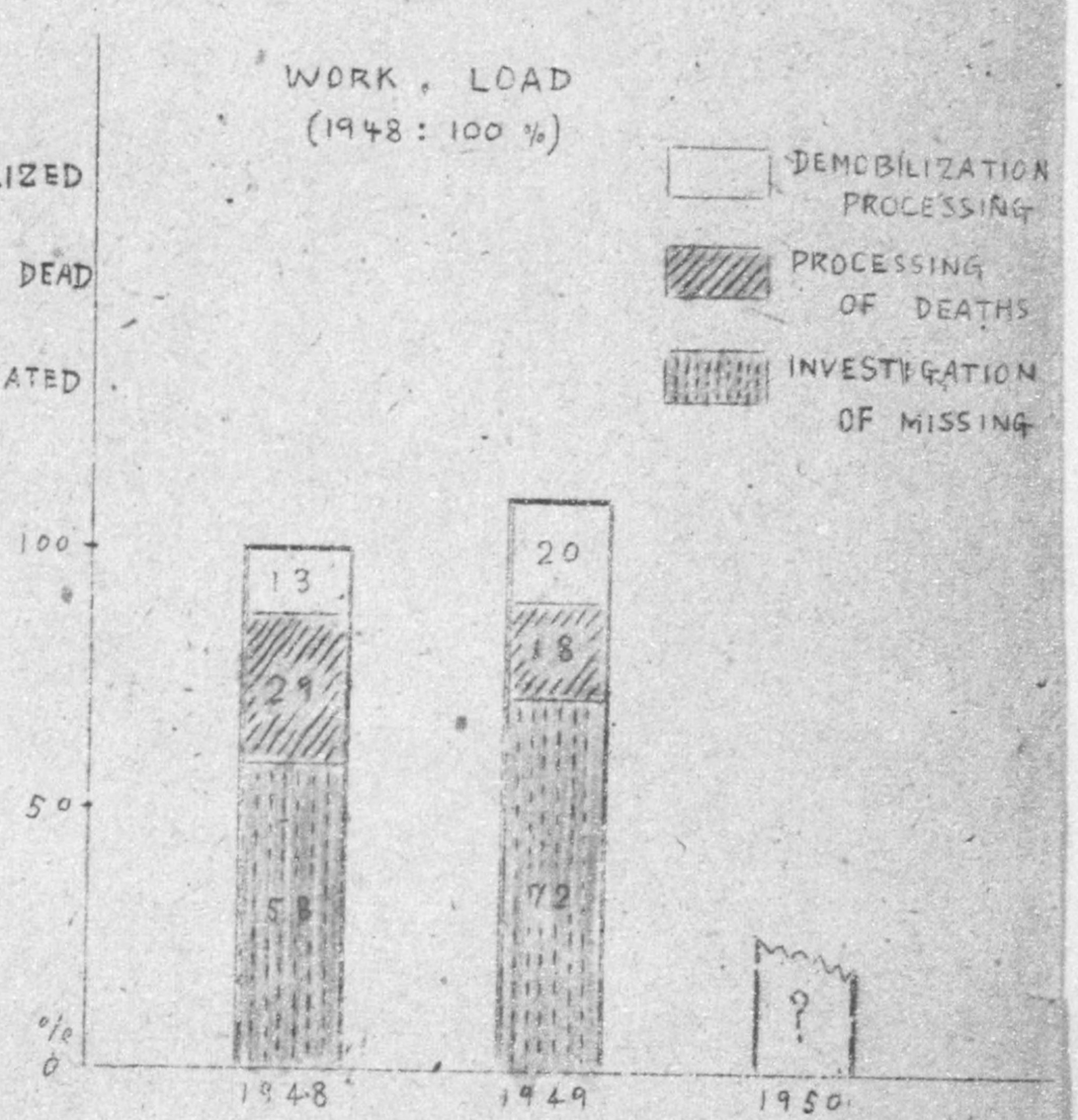

NOTE : ABOVE DATA DO NOT TAKE INTO CONSIDERATION WORK OF LEGAL INVESTIGATION DIVISION AND REPORTS & STATISTICAL (HISTORICAL) DIVISION, WHICH DEPENDS ENTIRELY ON DIRECTIVES & DEMANDS FROM THE OCCUPATION FORCES

EMPLOYMENT IN ARMY DEMOB. AGENCIES (DEMOB. BUREAU AND PREFECTURAL ASSISTANCE SECTIONS) (PERSONS)

		MAY 1948	AVER. 5-12/1948	MARCH 1949	C/A	C/B
		A	B	C		
TOTAL	T	9.910	8.833	7.710	78 %	87 %
EX-OFFICERS	P	890	799	446	50 %	57 %
P/T	%	9.0	9.0	5.8		

WELFARE MINISTRY
REPATRIATION RELIEF AGENCY
DEMOBILIZATION BUREAU
SECOND DEMOBILIZATION BUREAU LIQUIDATION DIVISION

TABLE IV.

COMPARATIVE WORK OF NAVY DEMOBILIZATION AGENCIES
1948 AND 1949 (ESTIMATED).

MISCELLANEOUS AFFAIRS SECTION.

27 Jan. 1949.

WORK LOAD ITEM \ YEAR	1948	1949
(1) DEMOBILIZATION	7	3
(2) DISPOSITION OF DEAD	58	70
(3) INVESTIGATION OF MISSING	35	20
(4) LIQUIDATION OF SOUTHERN AREAS	/	16
TOTAL	100	109

NUMBER OF CASES HANDLED
(UNIT: 100 PERSONS)



WORK LOAD (1948: 100%)

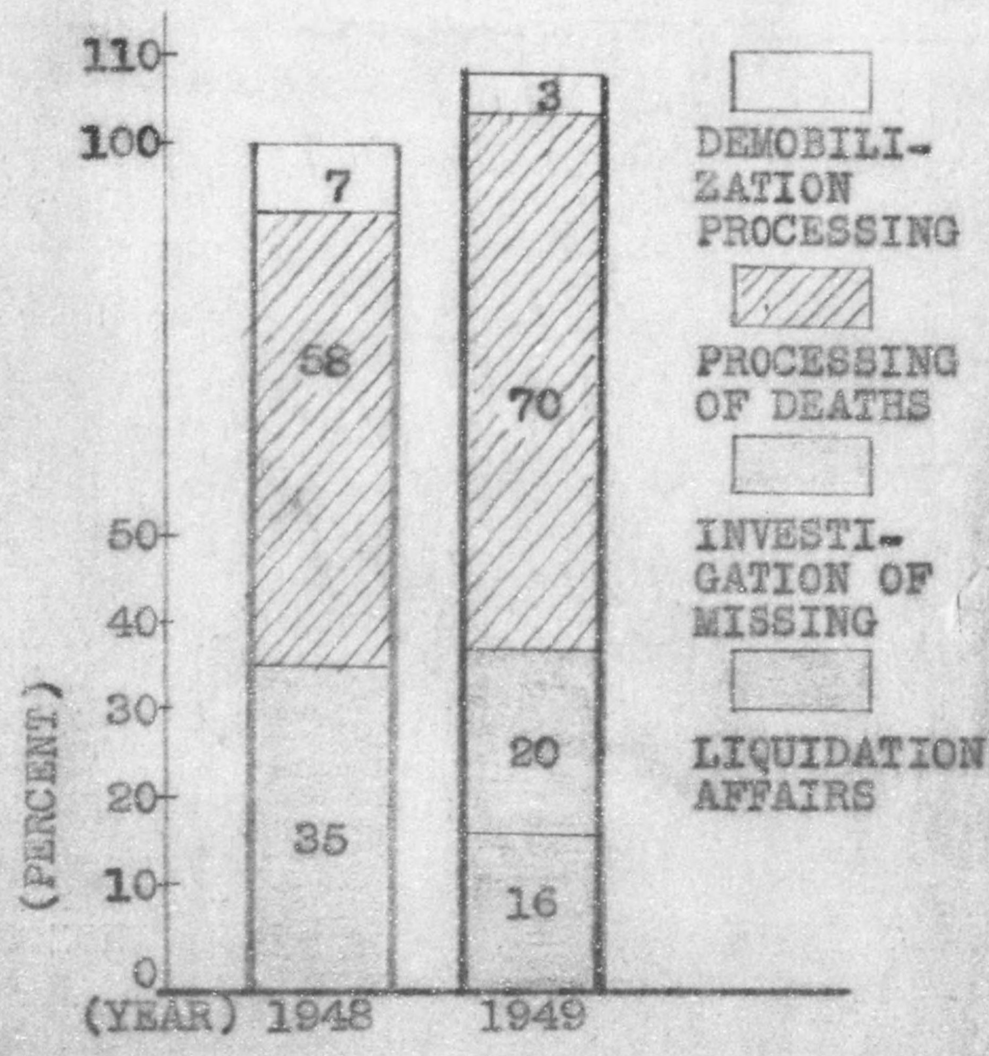

NOTE: Above data do not take into consideration work of Legal Investigation Branch and Historical Records Section, which depends entir on directives and demands from the Occupation Forces.

EMPLOYMENT IN NAVY DEM. AGENCIES.
(DEM. BUREAU & PREFECTURAL ASSISTANCE SECTIONS) (PERSONS)

	MAY 1948(A)	AVER. 5-12 1948(B)	MARCH 1949(C)	C÷A	C÷B
(T) TOTAL	2,344	1,868	1,671	71%	89%
(P) EX-OFF.	282	220	139	49%	63%
P ÷ T	12%	11%	8%	/	/

Monthly Maxima of Purgeable Ex-Officers permitted in

Demobilization Agencies handling

Ex-Navy Affairs

(Excluding Local Assistance Sections)

As compared with Actual Employment of Purgees.

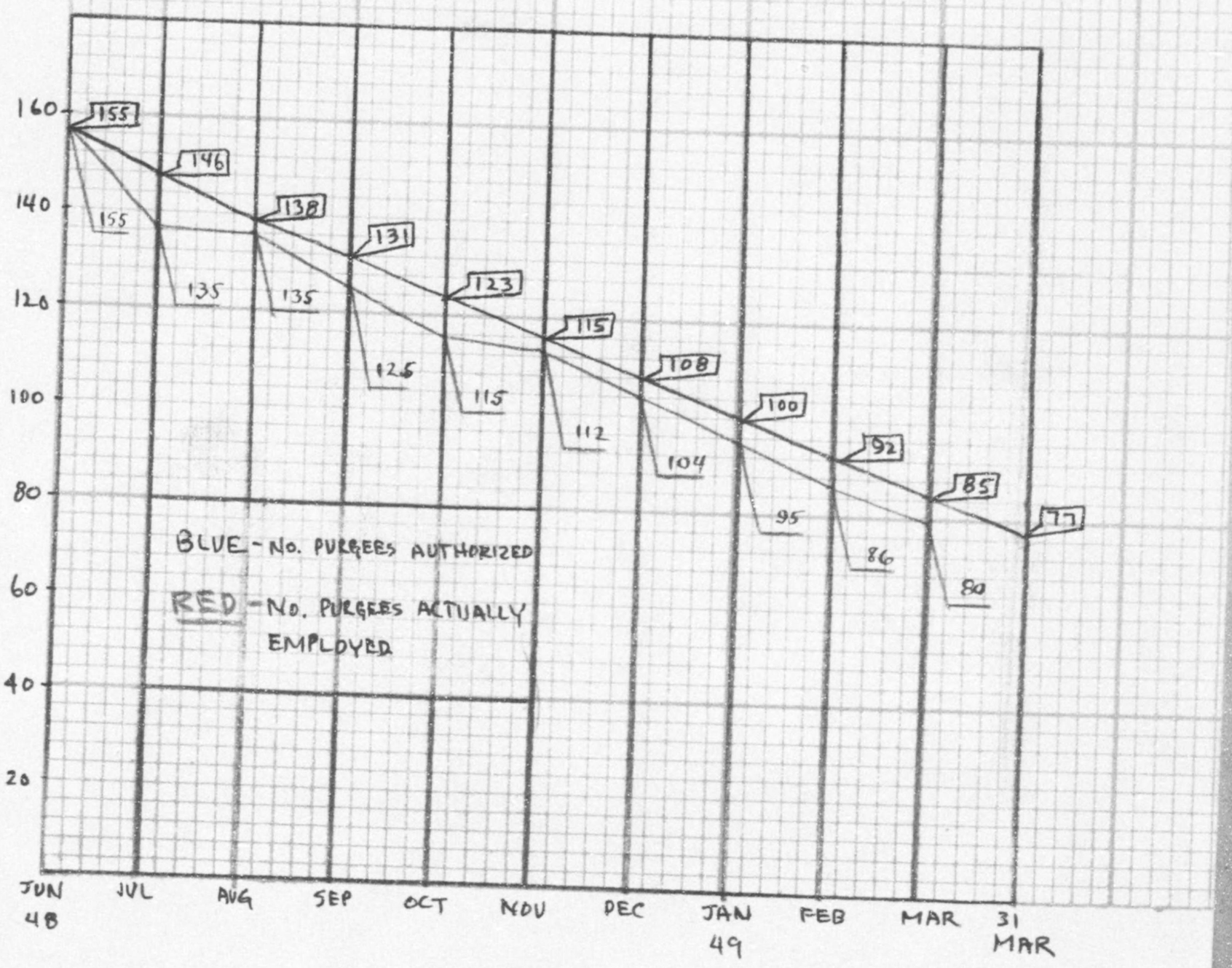

5165 - 64ENGR - 3-25-47 - 2000

Monthly Maxima of Purgeable Ex-Officers permitted in

Local Assistance Sections handling

Ex-Army Affairs

As compared with Actual Employment of Purgees

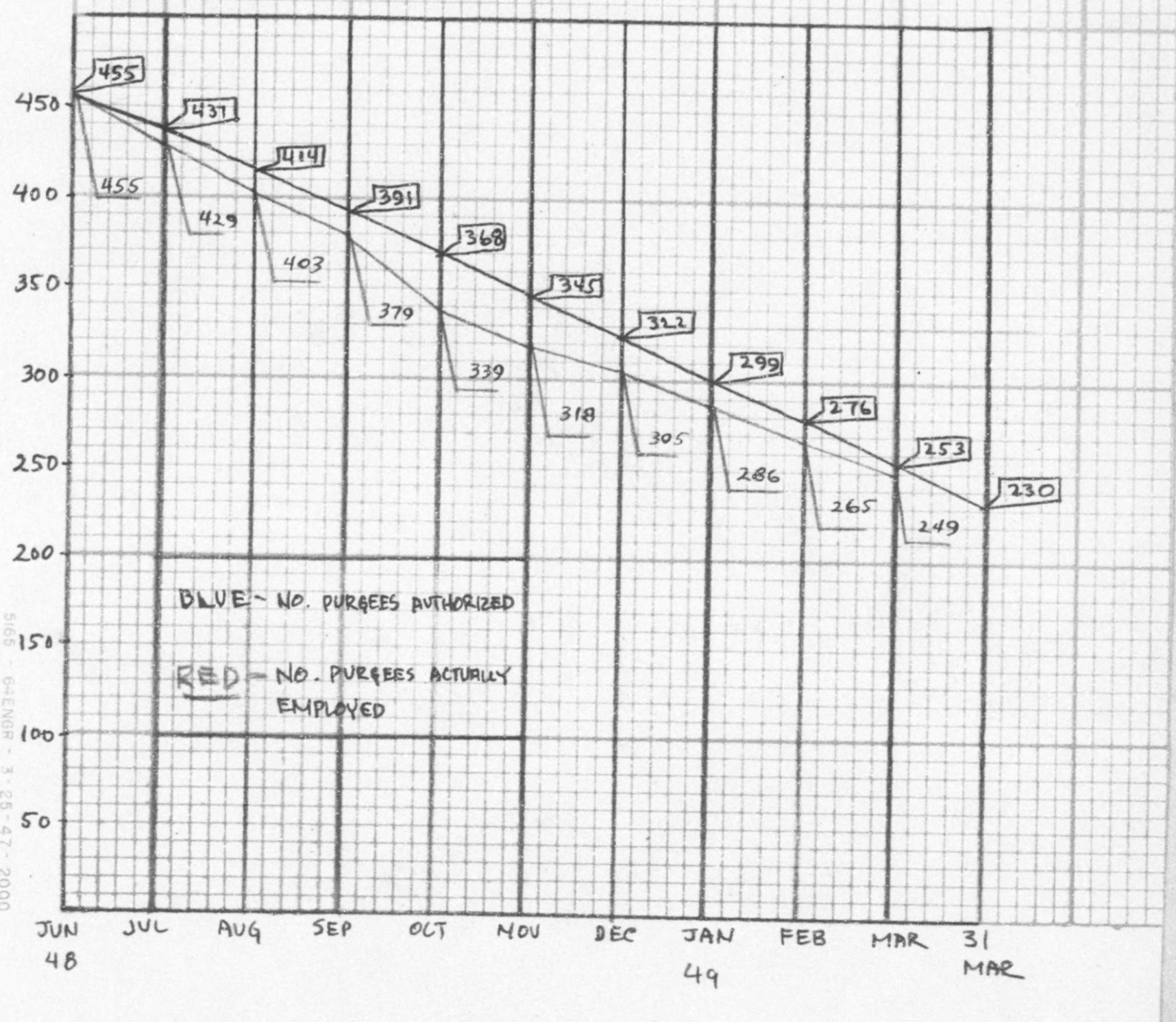

5165 - 64-ENGR - 3-25-47 - 2000

Monthly Maxima of Purgeable Ex-Officers permitted in

Local Assistance Sections handling

Ex-Navy Affairs

As Comapared with Actual Employment of Purgees

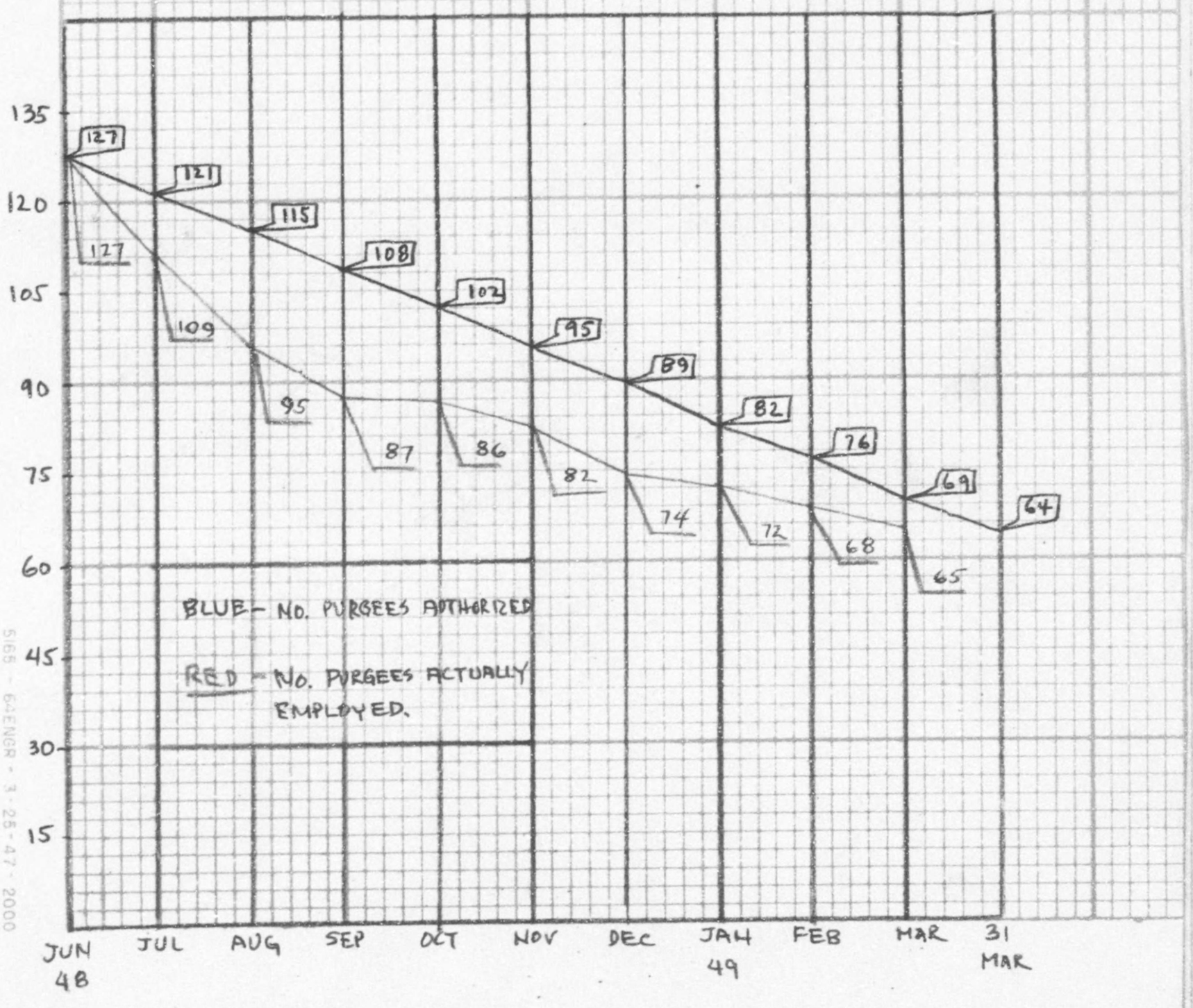

5165 - 64ENGR - 3-25-47 - 2000

Monthly Maxima of Purgeable Ex-Officers permitted in

Demobilization Agencies handling

Ex-Army Affairs

(Excluding Local Assitance Sections)

As compared with Actual Employment of Purgees.

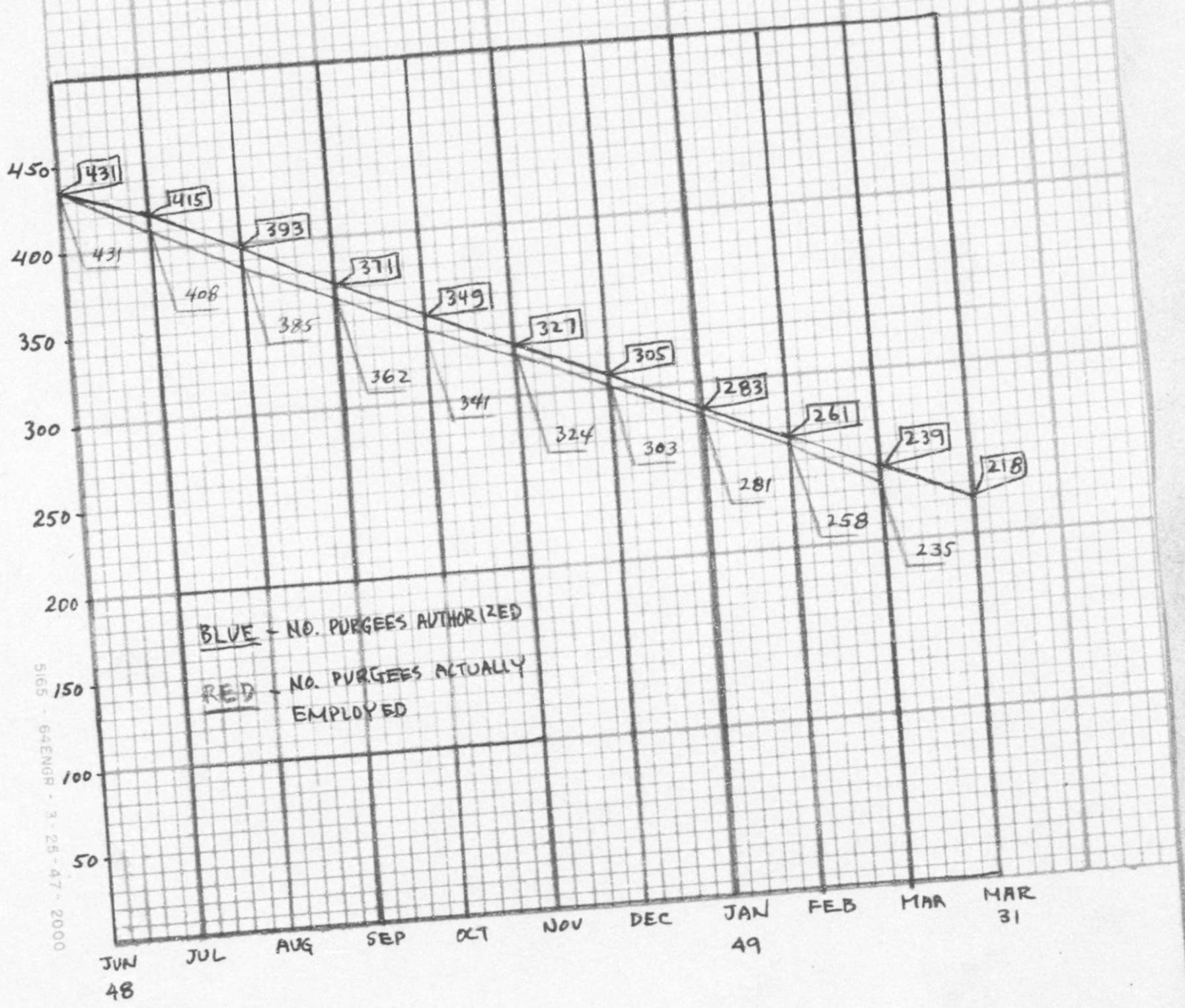

5165 - 64ENGR - 3-25-47 - 2000

EX-NAVY DEMOBILIZATION AGENCIES		
155	183	1372
80	130	969

LEGEND

LEFT COLUMN — No. OF PURGEABLE EX-OFFICERS EMPLOYED

CENTER COLUMN — NO. OF OTHER EX-MILITARY EMPLOYED

RIGHT COLUMN — NO. OF CIVILIANS EMPLOYED

—

—

2ND DEMOB SEC HAKODATE R.C.		
2	11	6
1	7	7

2ND DEMOB SEC MAIZURU R.C.		
5	16	6
3	13	7

MAIZURU DIST D.B.L.O.		
13	12	123
6	8	65

2ND DEMOB BUR LIQ. DIV.		
62	11	328
31	4	269

128° 130° 132° 134° 136° 138° 140° 142° 144° 146°

44° 42° 40° 38° 36°

Toyohara
SOYA
KUNASHIRI
Asahigawa
ABASHIRI
KAMIKAWA
NEMURO
SORACHI
KUSHIRO
Kushiro
TOKACHI
Sapporo
SHIRIBESHI
ISHIKARI
IBURI
HITAKA
HOKKAIDO
OSHIMA
HIYAMA
Hakodate
Aomori
AOMORI
Hirosaki
AKITA
IWATE
Akita
Morioka
YAMAGATA
MIYAGI
Yamagata
Sendai
Shibata
Niigata
Muramatsu
NIIGATA
Wakamatsu
Fukushima
FUKUSHIMA
Takata
Kanazawa
ISHIKAWA
Toyama
TOYAMA
Nagano
NAGANO
GUNMA
Maebashi
Takasaki
TOCHIGI
Utsunomiya
Mito
HONSHU

LEFT COLUMN — No. OF PURGEABLE EX-OFFICERS EMPLOYED

CENTER COLUMN — NO. OF OTHER EX-MILITARY EMPLOYED

RIGHT COLUMN — NO. OF CIVILIANS EMPLOYED

—

—

2ND DEMOB SEC MAIZURU R.C.		
5	16	6
3	13	7

MAIZURU DIST D.B. L.O.		
13	12	123
6	8	65

2ND DEMOB BUR L.IQ. DIV.		
62	11	328
31	4	269

2ND DEMOB SEC SASEBO R.C.		
5	10	5
2	8	6

YOKOSUKA DIST D.B.L.O.		
25	45	294
14	33	213

KURE DIST. D.B.L.O.		
19	52	211
11	35	145

SASEBO DIST D.B.L.O.		
24	26	399
12	22	260

HONSHU

SHIKOKU

KYUSHU

JAPAN

Military Intelligence Section
GENERAL HEADQUARTERS
UNITED STATES ARMY FORCES, PACIFIC

COMPARATIVE PERSONNEL EMPLOYMENT
OF
EX-NAVY DEMOBILIZATION AGENCIES

1 JUNE 1948 AND 1 MARCH 1949

0 40 80 100 MILES

SCALE

No. 0714-43

REPRODUCED BY 2773RD ENGRS.

G5

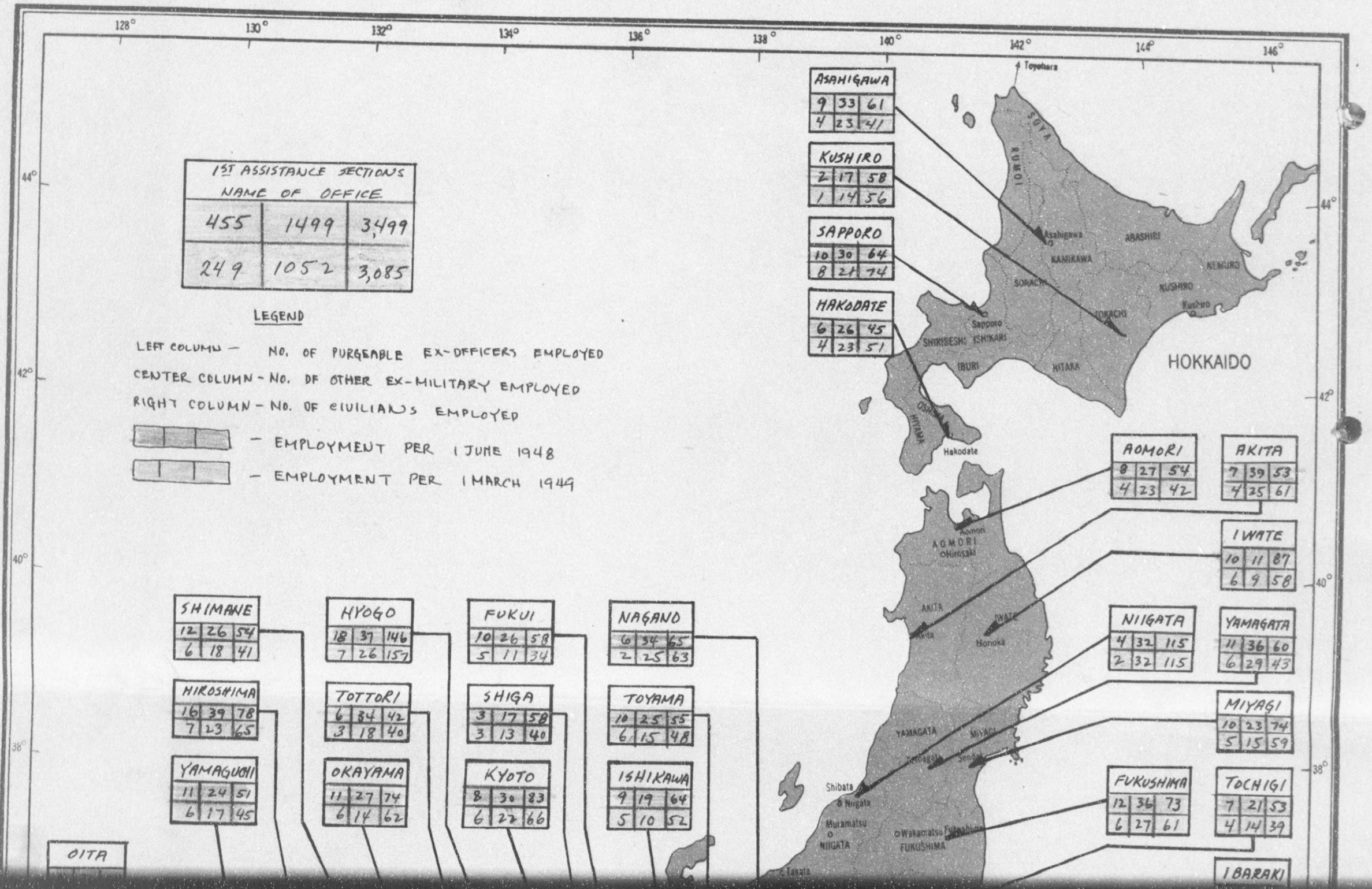

128°
130°
132°
134°
136°
138°
140°
142°
144°
146°
44°
42°
40°
38°
1ST ASSISTANCE SECTIONS
NAME OF OFFICE
455 1499 3,499
249 1052 3,085
LEGEND
LEFT COLUMN — NO. OF PURGEABLE EX-OFFICERS EMPLOYED
CENTER COLUMN - NO. OF OTHER EX-MILITARY EMPLOYED
RIGHT COLUMN - NO. OF CIVILIANS EMPLOYED
— EMPLOYMENT PER 1 JUNE 1948
— EMPLOYMENT PER 1 MARCH 1949
ASAHIGAWA
9 33 61
4 23 41
KUSHIRO
2 17 58
1 14 56
SAPPORO
10 30 64
8 21 74
HAKODATE
6 26 45
4 23 51
AOMORI
8 27 54
4 23 42
AKITA
7 39 53
4 25 61
IWATE
10 11 87
6 9 58
NIIGATA
4 32 115
2 32 115
YAMAGATA
11 36 60
6 29 43
MIYAGI
10 23 74
5 15 59
FUKUSHIMA
12 36 73
6 27 61
TOCHIGI
7 21 53
4 14 39
IBARAKI
SHIMANE
12 26 54
6 18 41
HIROSHIMA
16 39 78
7 23 65
YAMAGUCHI
11 24 51
6 17 45
HYOGO
18 37 146
7 26 157
TOTTORI
6 34 42
3 18 40
OKAYAMA
11 27 74
6 14 62
FUKUI
10 26 58
5 11 34
SHIGA
3 17 58
3 13 40
KYOTO
8 30 83
6 22 66
NAGANO
6 34 65
2 25 63
TOYAMA
10 25 55
6 15 48
ISHIKAWA
9 19 64
5 10 52
OITA
Toyohara
SOYA
RUMOI
Asahigawa
ABASHIRI
KAMIKAWA
NEMURO
SORACHI
KUSHIRO
Kushiro
TOKACHI
Sapporo
SHIRIBESHI
ISHIKARI
IBURI
HITAKA
HOKKAIDO
OSHIMA
HIYAMA
Hakodate
Aomori
AOMORI
Hirosaki
AKITA
Akita
IWATE
Morioka
YAMAGATA
MIYAGI
Yamagata
Sendai
Shibata
Niigata
Muramatsu
NIIGATA
Wakamatsu
FUKUSHIMA
Fukushima
Takata

SHIMANE		
12	26	54
6	18	41

HYOGO		
18	37	146
7	26	157

FUKUI		
10	26	58
5	11	34

NAGANO		
6	34	65
2	25	63

NIIGATA		
4	32	115
2	32	115

YAMAGATA		
11	36	60
6	29	43

HIROSHIMA		
16	39	78
7	23	65

TOTTORI		
6	34	42
3	18	40

SHIGA		
3	17	58
3	13	40

TOYAMA		
10	25	55
6	15	48

MIYAGI		
10	23	74
5	15	59

YAMAGUCHI		
11	24	51
6	17	45

OKAYAMA		
11	27	74
6	14	62

KYOTO		
8	30	83
6	22	66

ISHIKAWA		
9	19	64
5	10	52

FUKUSHIMA		
12	36	73
6	27	61

TOCHIGI		
7	21	53
4	14	39

OITA		
9	31	58
4	22	48

IBARAKI		
12	22	57
5	12	42

FUKUOKA		
14	45	169
8	30	170

GUNMA		
11	31	64
6	14	43

SAITAMA		
12	22	61
5	16	47

SAGA		
10	22	51
6	17	40

CHIBA		
12	27	56
5	19	50

TOKYO		
14	46	182
8	38	278

NAGASAKI		
7	34	71
5	25	66

NARA		
4	26	66
4	20	31

GIFU		
5	34	43
3	28	29

KANAGAWA		
9	24	84
5	16	87

KUMAMOTO		
14	49	103
6	35	84

EHIME		
9	32	53
5	26	40

TOKUSHIMA		
6	32	51
4	15	38

OSAKA		
7	60	129
6	52	137

AICHI		
11	46	101
6	30	81

YAMANASHI		
9	16	72
5	5	53

KAGOSHIMA		
14	52	79
7	46	64

MIYAZAKI		
11	30	66
5	24	54

KOCHI		
9	26	50
5	13	31

KAGAWA		
7	37	42
5	24	31

WAKAYAMA		
7	27	48
4	22	39

MIYE		
7	26	71
5	14	47

SHIZUOKA		
9	33	47
6	22	42

HONSHU

SHIKOKU

KYUSHU

JAPAN

Military Intelligence Section
GENERAL HEADQUARTERS
UNITED STATES ARMY FORCES, PACIFIC
PERSONNEL EMPLOYMENT IN
1ST LOCAL ASSISTANCE SECTIONS
(EX-ARMY AFFAIRS)
COMPARATIVE EMPLOYMENT
1 JUNE 1948 AND 1 MARCH 1949

0 40 80 100 MILES
SCALE

No. 0714-43

REPRODUCED BY 2773RD ENGRS.

GS

2ND ASSISTANCE SECTION: NAME OF OFFICE		
127	218	254
65	164	240

LEGEND

LEFT COLUMN – NO. OF PURGEABLE EX-OFFICERS EMPLOYED
CENTER COLUMN – NO. OF OTHER EX-MILITARY EMPLOYED
RIGHT COLUMN – NO. OF CIVILIANS EMPLOYED

- EMPLOYMENT DER 1 JUNE 1948
- EMPLOYMENT PER 1 MARCH 1949

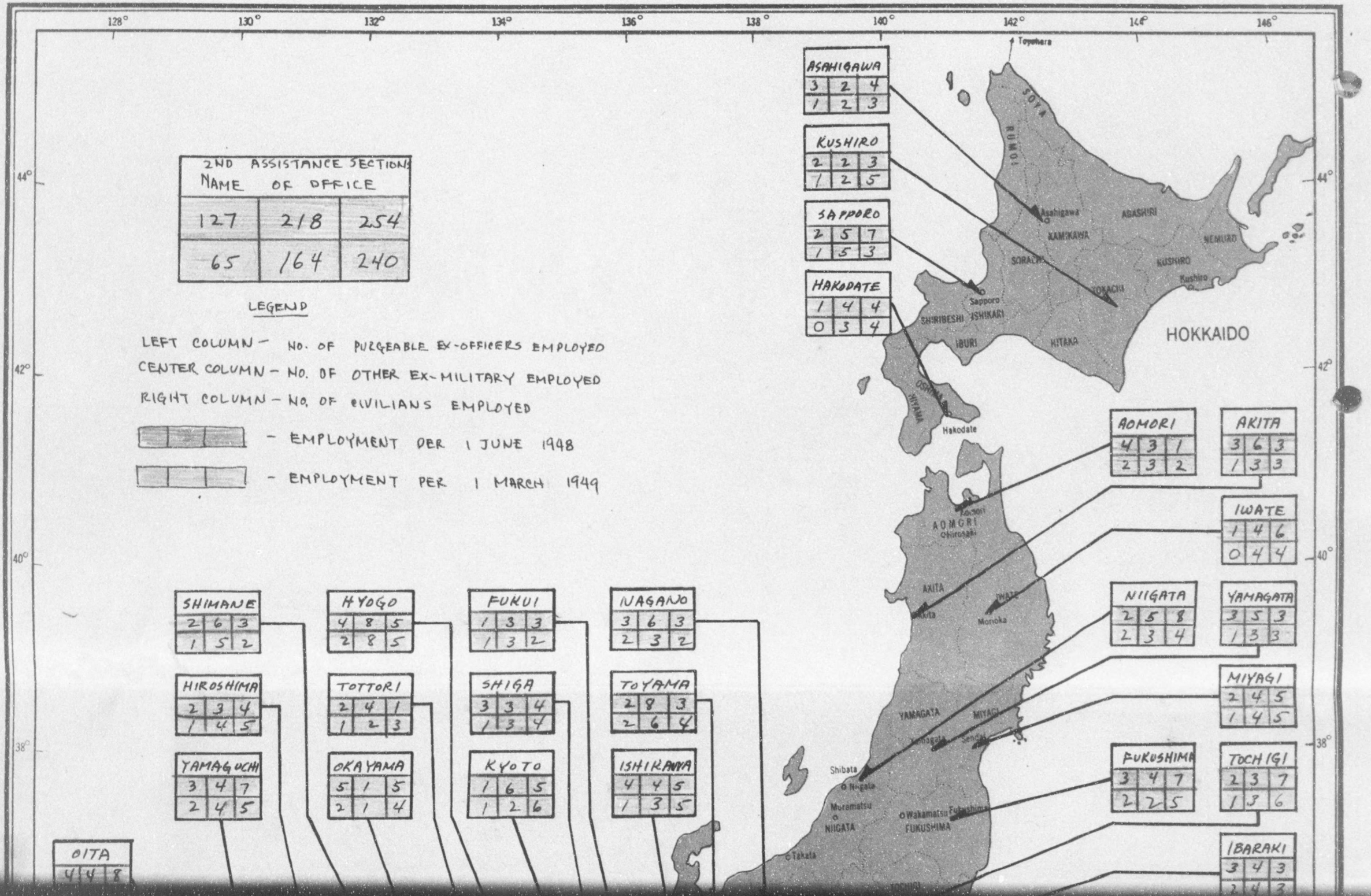

JAPAN

HONSHU

SHIKOKU

KYUSHU

SHIMANE		
2	6	3
1	5	2

HYOGO		
4	8	5
2	8	5

FUKUI		
1	3	3
1	3	2

NAGANO		
3	6	3
2	3	2

NIIGATA		
2	5	8
2	3	4

YAMAGATA		
3	5	3
1	3	3

HIROSHIMA		
2	3	4
1	4	5

TOTTORI		
2	4	1
1	2	3

SHIGA		
3	3	4
1	3	4

TOYAMA		
2	8	3
2	6	4

MIYAGI		
2	4	5
1	4	5

YAMAGUCHI		
3	4	7
2	4	5

OKAYAMA		
5	1	5
2	1	4

KYOTO		
1	6	5
1	2	6

ISHIKAWA		
4	4	5
1	3	5

FUKUSHIMA		
3	4	7
2	2	5

TOCHIGI		
2	3	7
1	3	6

IBARAKI		
3	4	3
2	4	3

GUNMA		
3	5	4
1	1	6

SAITAMA		
2	3	4
1	3	3

CHIBA		
3	5	5
1	4	4

TOKYO		
4	3	12
2	2	20

OITA		
4	4	8
1	2	7

FUKUOKA		
5	6	10
3	4	11

SAGA		
6	5	5
2	3	4

NAGASAKI		
2	5	6
1	3	8

KUMAMOTO		
4	9	5
1	6	5

KAGOSHIMA		
3	8	5
3	6	4

MIYAZAKI		
1	2	6
1	2	6

EHIME		
1	6	8
1	4	6

KOCHI		
3	5	5
2	4	3

TOKUSHIMA		
1	7	6
1	4	3

KAGAWA		
1	7	4
1	5	3

NARA		
1	5	4
0	5	5

OSAKA		
4	4	9
3	3	8

WAKAYAMA		
3	4	5
1	4	5

GIFU		
3	2	7
1	1	6

AICHI		
2	4	6
2	4	5

MIYE		
3	2	9
2	2	9

KANAGAWA		
1	5	3
1	3	5

YAMANASHI		
2	3	3
0	2	5

SHIZUOKA		
2	2	4
1	2	2

Military Intelligence Section
GENERAL HEADQUARTERS
UNITED STATES ARMY FORCES, PACIFIC
PERSONNEL EMPLOYMENT IN
2ND LOCAL ASSISTANCE SECTIONS
(EX-NAVY AFFAIRS)

COMPARATIVE EMPLOYMENT
1 JUNE 1948 AND 1 MARCH 1949

0 40 80 100 MILES
SCALE

No. 0714-43

REPRODUCED BY 2773RD ENGRS.

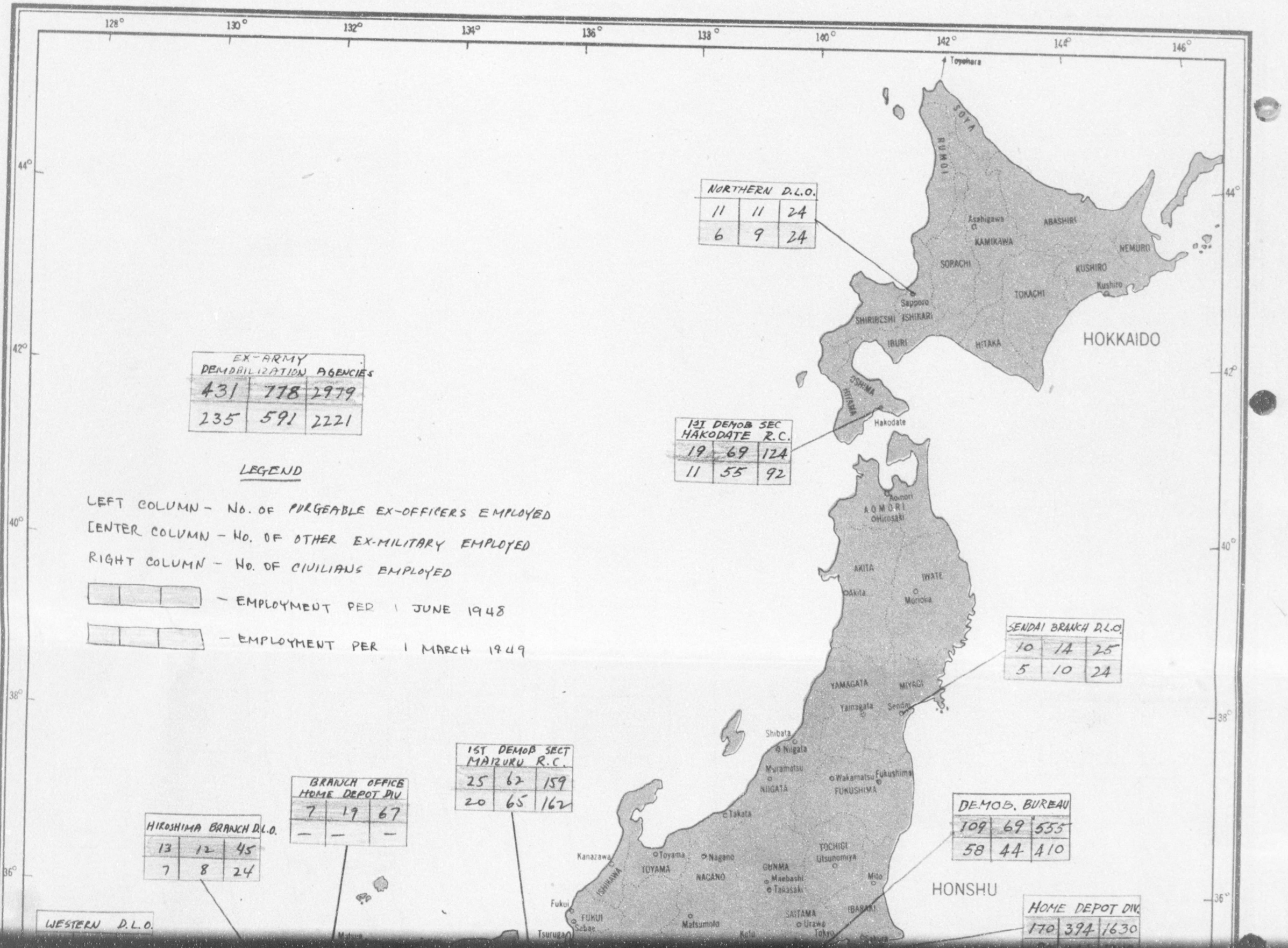

EX-ARMY DEMOBILIZATION AGENCIES		
431	778	2979
235	591	2221

LEGEND

LEFT COLUMN - No. OF PURGEABLE EX-OFFICERS EMPLOYED

CENTER COLUMN - No. OF OTHER EX-MILITARY EMPLOYED

RIGHT COLUMN - No. OF CIVILIANS EMPLOYED

			— EMPLOYMENT PER 1 JUNE 1948
			— EMPLOYMENT PER 1 MARCH 1949

NORTHERN D.L.O.		
11	11	24
6	9	24

1ST DEMOB SEC HAKODATE R.C.		
19	69	124
11	55	92

SENDAI BRANCH D.L.O.		
10	14	25
5	10	24

DEMOB. BUREAU		
109	69	555
58	44	410

HOME DEPOT DIV.		
170	394	1630
58	44	410

1ST DEMOB SECT MAIZURU R.C.		
25	62	159
20	65	162

BRANCH OFFICE HOME DEPOT DIV		
7	19	67
—	—	—

HIROSHIMA BRANCH D.L.O.		
13	12	45
7	8	24

WESTERN D.L.O.		

CENTER COLUMN – NO. OF OTHER EX-MILITARY EMPLOYED

RIGHT COLUMN – NO. OF CIVILIANS EMPLOYED

			– EMPLOYMENT PER 1 JUNE 1948
			– EMPLOYMENT PER 1 MARCH 1949

SENDAI BRANCH D.L.O.		
10	14	25
5	10	24

1ST DEMOB SECT MAIZURU		R.C.
25	62	159
20	65	162

BRANCH OFFICE HOME DEPOT DIV		
7	19	67
—	—	—

HIROSHIMA BRANCH D.L.O.		
13	12	45
7	8	24

DEMOB. BUREAU		
109	69	555
58	44	410

HOME DEPOT DIV.		
170	394	1630
93	341	1303

WESTERN D.L.O.		
12	18	67
7	12	43

EASTERN D.L.O.		
7	6	32
6	5	29

NAGOYA BRANCH D.L.O.		
11	10	46
5	7	28

CENTRAL D.L.O.		
11	13	65
7	10	40

ZENTSUJI BRANCH D.L.O.		
8	6	51
5	4	33

1ST DEMOB SECT SASEBO		R.C.
18	75	89
5	21	9

HONSHU

SHIKOKU

KYUSHU

JAPAN

Military Intelligence Section
GENERAL HEADQUARTERS
UNITED STATES ARMY FORCES, PACIFIC

COMPARATIVE PERSONNEL EMPLOYMENT OF EX-ARMY DEMOBILIZATION AGENCIES

1 JUNE 1948 AND 1 MARCH 1949

0 40 80 100 MILES

SCALE

No. 0714-43

REPRODUCED BY 2773RD ENGRS.

GS

EX-ARMY COLONELS

TOTAL - 34

EX-NAVY CAPTAINS

TOTAL - 11

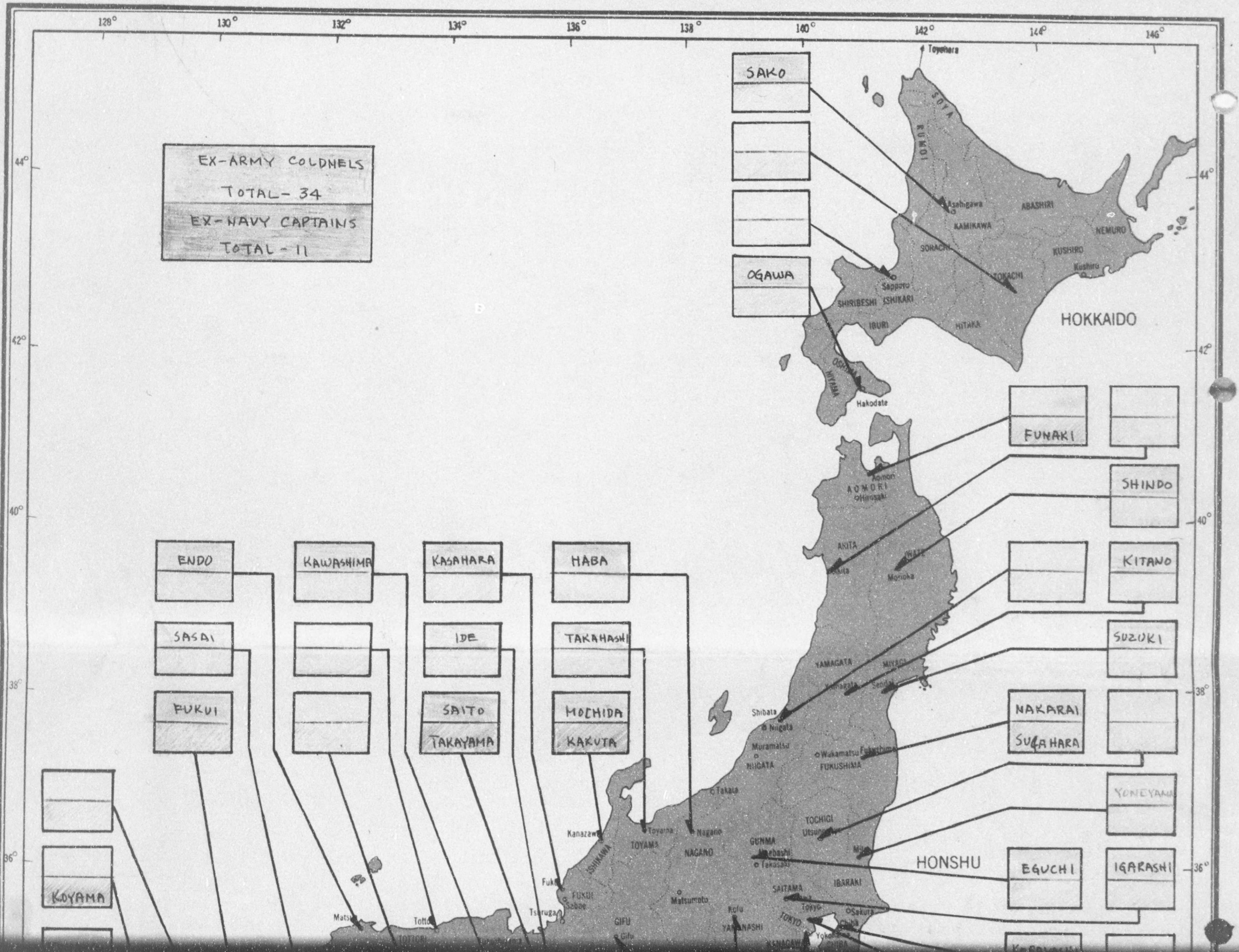

ENDO

KAWASHIMA

KASAHARA

HABA

SASAI

IDE

TAKAHASHI

FUKUI

SAITO
TAKAYAMA

MOCHIDA
KAKUTA

KITANO

SUZUKI

NAKARAI
SUGAHARA

YONEYAMA

EGUCHI

IGARASHI

KOBAYASHI

KOYAMA

TANAKA

MURAKAWA
YAMADA

OKAMOTO

YAMAUCHI
TOBITA

TAKAHASHI

KURAMOTO

SAKAMOTO

MAEDA

ONO
NAOI

HARADA
TSUKAMOTO

IWASAKI

IWAMOTO

MIYAZAKI

NAKAGAWA

HIROSE
SUGIYAMA

HONSHU

SHIKOKU

KYUSHU

JAPAN

Military Intelligence Section
GENERAL HEADQUARTERS
UNITED STATES ARMY FORCES, PACIFIC
EX-ARMY COLONELS
AND EX-NAVY CAPTAINS
EMPLOYED IN
PREFECTURAL LOCAL ASSISTANCE SECT
PER 1 MARCH 1949

0 40 80 100 MILES
SCALE

No. 0714-43

REPRODUCED BY 2773RD ENGRS.

GS

Purge

JAPANESE GOVERNMENT

CENTRAL LIAISON AND COORDINATION OFFICE

GHQ, SCAP
JAN 11 1949
AG 091.112
RECORDS

TO : GENERAL HEADQUARTERS OF THE SUPREME COMMANDER FOR THE ALLIED POWERS.

FROM : Central Liaison and Coordination Office, Tokyo.

SUBJECT : Additional Report on Monthly Release Schedule for January 1949 of Ex-Officers Retained in Governmental Service.

C.L.C.O. No. 41(2P) 10 January 1949

1. Reference: C.L.C.O. Memorandum No. 4068(2P), dated 9 December 1948, subject: "Monthly Release Schedule for January 1949 of Ex-Officers Retained in Governmental Service."

2. The following is hereby added to the list Enclosure III, "Schedule for Demobilization Bureau (Ex-Navy)", to the reference memorandum, with the total amounting to 9.

Name	Rank	Post
SHINTAKU, Kyoji	Lt. Comdr.	Demobilization Affairs Section, Yokosuka District Demobilization Liquidation Division.

FOR THE DIRECTOR-GENERAL:

(K.Yoshida)
Chief of Liaison Section,
Central Liaison and
Coordination Office.

Enclosure: Additional report on dismissal plan of Ex-Officers (in triplicate).

682 as

Enclosure

Ex-career Naval Officer who is expected to resign by the end of January 1949.

(Second Demobilization Bureau Liquidation Division and District Demobilization Liquidation Divisions.)

Name	Rank	Post
SHINTAKU Kyoji	Lt.-Cmdr.	Demobilization Affairs Section, Yokosuka District Demobilization Liquidation Division.

I. KAWAI,
Director of Second Demobilization Bureau Liquidation Division,
Demobilization Bureau, Repatriation & Relief Agency.

Enclosure to C. I. C. O. No 41

File

Imperial Household
Expenditure

Re: Article VIII of the Constitution and 1949 Inner-Court Expenses.

1. ¥2,500,000 mentioned in Art. VIII of the Constitution of Japan is included in the Inner Court Expense figures in item: "Privy Purse".

2. Salary and Allowance accounts for 16 2/3% reduction in force. (30 employees reduced to 25)
But base pay of the employee retained has been increased.

Exchange

1. ¥2,500,000 mentioned in Art. VIII is included in Income Tax Expense (item: Salary and allowance accounts for 16⅔% deduction in force — (Base pay of employee has been raised)

	General	Colonel	Lt. Col.	Major	Captain	1st. Lt.	2nd Lt.		Total
First Demobilization Board	0	46	83	147	49	19	0	339	
Central Office	0	15	41	64	22	6	0	148	
Prefectural Offices	0	31	42	77	27	12	0	189	
Second Demobilization Board	0	22	19	14	18	11	4	93	
Central Office	0	12	11	7	5	6	2	43	
Prefectural Offices	0	10	8	12	13	5	2	50	
Maritime Safety Agency	0	6	13	27	49	21	8	124	
Ship Maintenance	0	1	5	12	16	0	0	34	
Mine Sweeping	0	5	8	15	33	21	8	90	
Repatriation Relief Agency	0	0	1	1	1	0	0	3	
Army Officers	0	0	0	1	1	0	0	2	
Navy Officers	0	0	1	0	0	0	0	1	
TOTAL	0	74	116	188	117	50	12	557	

30 August 1948

TO : Major J. P. Napier, Government Section, GHQ.

FROM : Chief, Supervision Section, Prime Minister's Office.

SUBJECT: Result of examination of application for rescission of designation falling under the Memorandum.

I hereby submit the result of examination of application for rescission of designation. I solicit your approval about persons passed by the Japanese Government.

N. Okada

Chief, Supervision Section,
Prime Minister's Office.

Result of examination of application for rescission of designation falling under the Memorandum.

(From 16 Apr. to 15 Aug. 1948)

Category	Rejected	Passed	Approved	Total
B	33	512	0	545
C	7	0	0	7
D	35	9	1	45
G	57	15	1	73
Total	132	536	2	670

(Note by Okada)

Persons already approved are INOUE, Shikio and YAMAZAKI, Kazuyoshi. Both were unpurged by Memoranda of GS. June '48 and 14 September '48 respectively.

Group I.

Those who, not falling under the provisions of the Memorandum categorically, have been designated on account of an administrative error:

Category B.

B_1	AKIYAMA Masateru	and 55 other persons	No. 1-No.56
B_2	FUNAKI Hajime	and 4 other persons	57- 61
B3	FUCHIGAMI Heisuke	and 3 other persons	62- 65
B_4	ADACHI Toshio	and 28 other persons	66- 94
B_5	MAEDA Hiroshi	and 5 other persons	95- 100
B_6	HIRAOKA Saichi		101

Category D.

KIKUCHI Kikuichi	102
KOYAMA Chuichi	103
MIYOSHI Nobuji	104

Category G.

KANDA Ryuichi	105
MURASAWA Tadaki	106
NAGATOMO Kyuhachi	107
SAKURAI Gengozaemon	108

Group II.

Those who might be reinstated according to the precedented cases, if they had filed counter-evidences or appeal:

Category B.

B_1	ABE Akira	and 200 other persons	No. 109-No.309
B_2	ADACHI Kenshiro	and 54 other persons	310-364
B_3	HONDA Teiji	and 8 other persons	365-373
B_4	AKAGI Eiji	and 8 other persons	374-382
B_5	ARAISHI Shoichi	and 10 other persons	383-393
B_6	AITAKE Shutaro	and 34 other persons	394-428
B_7	ABE Hiroshi	and 40 other persons	429-469
B_8	ARAKI Taro	and 39 other persons	470-509
B_9	OTANI Kiyomi		510
	KOTANI Teruo		511
	KUNISHIMA Shoji		512
	KURITA Motonosuke		513
	SEI Yoshizumi		514
	SOMEMIYA Hikoichi		515
	TOKUZAWA Yoshio		516

Category D.

ENDO Yoshiji	517
HASHIMOTO Kozue	518
SATO Torajiro	519
SUZUKI Shunryu	520

Category G.

HATAYAMA Taichi 521

HIDAKA Tadaomi 522

HIRATSUKA Wataru 523

IZUMI Seiji 524

KIMURA Chikashi 525

NISHI Susumu 526

NISHINO Kiyosaku 527

SUGIMOTO Naonobu 528

SUMI Kanetoshi 529

YAMAZAKI Kahei 530

Group III.

Those who, having been designated because offalling within the purview of the purge criteria, are deemed to deserve special consideration to be cleared owing to the existence of gross injustice in the light of new evidences submitted:

Category B.

HIROOKA Keiji	531
OYAMADA Yoshi	532
TAKASHIMA Shigeru	533

Category D.

NAGAO Kakuzaemon	534
TAKAHARA Katsushige	535

Category G.

SUZUKI Masatake	536

GENERAL HEADQUARTERS
SUPREME COMMANDER FOR THE ALLIED POWERS

AG 091.112 (16 June 48)GS

APO 500
16 June 1948

SUBJECT: Purge Statistics, Final Report

TO: The Adjutant General, Dept. of the Army
Washington 25, D. C.
(Attn: Civil Affairs Division)

1. Reference: a. Ltr. Dept. of the Army, Wash. D. C. AGAO-SO14 Japan (26 Jan 48) CSCAD: subject, "Purge Statistics, Including Forecasts", dated 2 Feb 1948. b. Ltr. GHQ, FEC, AG 091, dated 27 Feb 1948.

2. Submitted herewith are final purge statistics in the form requested in Series I reference a. (Incl. 1).

3. Cabinet Order No. 62 issued by the Japanese Government on 27 March 1948 abolished the Public Office Qualifications Committees and Public Office Qualifications Appeal Board after 10 May 1948. (Incl. 2). The purge of all persons known to come under SCAPIN 550 was accomplished by 10 May, and continuing routine check of the eligibility of candidates and nominees for positions in the Public Service is being carried out by the Prime Minister's Office. A complete report of all actions by the screening committees and Appeal Board, as summarized in Incl. 1, was submitted to the Supreme Commander for the Allied Powers 1 June 1948.

FOR THE SUPREME COMMANDER:

MAILED 1530 Jan 18'48 AG'GHQ

2 Incls:
1. Purge Statistics, in quadruplicate
2. Cabinet Order No. 62, Japanese Government, in quadruplicate

A J REHE
Major, AGD
Asst Adj Gen

GS - Confidential

664

BASIC: Ltr. GHQ, SCAP, AG 091.112, (16 June 48) GS, subject: "Purge Statistics, Final Report", dated 16 June 48.

PURGE STATISTICS
(As of 1 June 1948)

SERIES I

	REMOVED	BARRED
a. Number of Persons removed and excluded (barred) from principal categories of public office listed in Imperial Ord. of 27 February 1946:		
(1) Government officials and candidates for position in Government.	661	264
(2) Officials of corporations, associations and other organizations under special control of the Government.	139	0
	800	264

	b. Numbers of persons removed and excluded from public office under each of the 12 categories of public office listed in Appendix II of Imperial Ord. No. 1 of 1947:	REMOVED	BARRED
Par. 1.	National Government entity.	2,224	215
2.	National Diet	31	211
3.	Commissioners or committees (of prefectural level or above), etc.	967	4
4.	To, Do, Fu or Ken (metropolis, territory or prefecture)		
5.	City, town or village or town and village association.	9[illegible]	2,147
6.	Special companies, banks, etc. in which the Government is the largest stockholder.	94	5
7.	Companies and organizations to be designated under Temporary Supply and Adjustment Law	41	0
8.	Organizations established under special legislation, subsidized organizations, other organizations serving for the public benefit.	55	5

BASIC: Ltr. GHQ, SCAP, AG 091.112, (16 June 48) GS, subject: "Purge Statistics, Final Report", dated 16 June 48.

Purge Statistics contd.		REMOVED	BARRED
(2) Appendix I, Imperial Ord. No. 1 of 1947 (including Amendments).			
Category A		15	0
B		2,782	464
	Approx: Career army officers - 2,056		
	Career navy officers, (includes Demobilization Bureaus, etc.) - 1,190		
C		83	89
D		559	1,085
E		10	39
F		1	2
G		1,286	1,156
		4,736	2,835

d. Estimates of numbers of persons who have resigned from each category of public office to avoid possible removal:

Par. 1.	National Government entity.	1,300
2.	National Diet	470
3.	Commissioners or committees (of prefectural level or above) etc.	0
4.	To, Do, Fu or Ken (metropolis, territory or prefecture)	
5.	City, town or village or "Town and Village Association".	5,000
6.	Special companies, banks, etc. in which the Government is the largest stockholder.	0
7.	Companies and organizations to be designated under Temporary Supply and Adjustment Law.	0
8.	Organizations established under special legislation, subsidized organizations, other organizations serving for the public benefit.	2,000
9.	Information media organizations.	250

CABINET ORDER 62 March 27, 1948

Cabinet Order Concerning Abolition of Public Office Qualifications Examination Committee and Public Office Qualifications Appeal Board.

Article 1. The Public Office Qualifications Examination Committee and the Public Office Qualifications Appeal Board shall be abolished after 10 May 1948, the designation of persons who fall under the provisions of the Memorandum in accordance with the Imperial Ordinance No. 1 of 1947 (Imperial Ordinance Concerning Removal and Exclusion from Public Service of Undesirable Personnel) having been completed except for inadvertencies.

After the abolition of the two committees as prescribed in the preceding paragraph, the affairs as related to the Public Office Qualifications Appeal Board shall be handled by the Prime Ninister and the affairs as related to the Public Office Qualifications Examination Committee shall be handled by the Prime Minister or Prefectural Governor in the Imperial Ordinance No. 1 of 1947, Article IV, paragraph 1.

Article II. The letter of appeal under the Imperial Ordinance No. 65 of 1947 (Imperial Ordinance Concerning Petition for Cancellation of Designation) shall be filed by 15 April 1948 and no letter of appeal arriving at the Prime Minister's Office thereafter shall be accepted.

BASIC: Ltr. GHQ, SCAP, AG 091.112, (16 June 48) GS, subject: "Purge Statistics, Final Report", dated 16 June 48.

Purge Statistics contd.

Par. 10.	Political parties with members in Diet and branches and organizations affected by Imperial Ord. 101 of 1946.	200
11.	Influential companies, financial institutions, and other economic organizations.	
12.	Influential companies, financial institutions, and other economic organizations not listed in Par. 11.	450
		9,670

e. Numbers of persons in each category of undesirable persons who have been excluded under provisional purge prescribed by Cabinet Ordinance No. 119, July 1, 1947:

Category A	0
B	113,337
C	3,066
D	33,573
E	391
F	43
G	42,770
	193,180

f. Total numbers of persons removed and excluded from public office to date:

	REMOVED	BARRED	TOTALS
1946 (Screened)	800	264	1,064
1947 (Screened)	4,736	2,835	7,571
(Purged thru provisional designation)		193,180	193,180
	5,536	196,279	201,815

Supplementary Provisions.

Article III. This Cabinet Order shall come into effect as from 15 April 1948.

Article IV. The Imperial Ordinance concerning Organization of Public Office Qualifications Examination Committee and the Imperial Ordinance concerning Organization of Public Office Qualifications Appeal Board shall be abolished after 10 May 1948.

Article V. The Imperial Ordinance No. 65 of 1947 concerning the petition for cancellation of the Designation shall be abolished after 10 May 1948 provided that the penal provisions shall be applied as heretofore to the offence committed prior to its abolition.

FDC 158

DEMOBILIZATION BUREAU
2 JUN 1948

ON TABLE OF MONTHLY STATISTICS OF THE DEMOBILIZED,
VERIFIED DEAD, UNDEMOBILIZED AND PRESUMED DEAD
AS OF END OF MARCH, 1948

Demob. Bureau.

1. These tables are classified into three as follows:

   a. Table of Monthly Statistics relating to all Army personnel and Employees as of 15 Aug. 1945.

   b. Table of Monthly Statistics relating to Army personnel and Employees in Homeland as of 15 Aug. 1945.

   c. Table of Army personnel and Employees Overseas as of 15 Aug. 1945.

2. These Tables are based on investigation by the Assistance Sections of the Prefectural Governments on matters within their jurisdiction at the end of each month, and collected and adjusted by the Demob. Bureau.

3. Important terms in these tables and explanations on them are as follows:

   a. "Demobilized" refers to those who returned home alive (Owing to the fact that some repatriates do not declare themselves as Army personnel or Gunzoku at the landing point, but who so declare themselves to the Assistance Section after their return home, the number in these tables is greater than that resulting from investigations at the landing points).

b. "Verified dead" refers to those whose death has been confirmed and recorded in the death ledger (those whose death has been confirmed but official notification thereof has not been transmitted because address of next-of-kin is unknown, are also recorded in the death ledger).

c. "Probably alive" refers to those who, through information furnished by the Allied Forces, through communications or repatriates' reports, have been confirmed present and alive in some specific area overseas.

A. TABLE OF MONTHLY STATISTICS RELATING TO [redacted] ARMY PERSONNEL AND GUNZOKU (DEMOBILIZED, overseas

Prefecture \ Breakdown	(A) Number of the undemobilized and unverified dead as of 15 Aug. 1945			(B) Number of the demobilized or verified dead from 15 Aug.1945, to the end of this month						(C)	
				Demobilized		Verified-dead		Total		Probably	
	Army	Gunzoku	Status Unknown	Army	Gunzoku	Army	Gunzoku	Army	Gunzoku	Army	[illegible]
Sapporo	51,137	891	1,342	33,513	454	8,481	184	41,994	638	4,220	
	53,298			33,967		8,665		42,632		4,240	
Hakodate	32,276	1,670	3,038	19,821	1,163	6,841	367	26,662	1,530	2,580	
	36,984			20,984		7,208		28,192		4,630	
Asahikawa	38,182	2,582	3,113	18,073	1,166	4,162	103	22,235	1,269	2,720	
	43,882			19,239		4,265		23,504		2,771	
Kushiro	45,851	1,126	2,088	32,954	622	7,006	151	39,960	773	2,455	
	49,065			33,576		7,157		40,733		6,518	
Aomori	51,200	1,468	1,138	30,938	763	11,735	377	42,673	1,140	3,720	
	53,806			31,701		12,112		43,813		6,869	
Akita	67,810	2,287	6,248	42,680	1,795	15,835	330	58,513	2,125	3,156	
	76,345			44,475		16,165		60,640		3,582	
Iwate	57,647	1,929	1,735	33,320	1,293	14,654	294	47,974	1,587	4,016	
	61,311			34,613		14,948		49,561		4,077	
Yamagata	75,227	2,997	1,300	46,174	2,286	17,361	320	63,535	2,606	4,682	
	79,524			48,460		17,681		66,141		4,764	
Miyagi	83,068	3,324	2,922	52,814	2,327	20,049	536	72,863	2,863	4,249	
	89,314			55,141		20,585		75,726		4,705	
Fukushima	101,039	4,536	2,420	64,095	3,203	24,128	799	88,223	4,002	3,964	
	107,995			67,298		24,927		92,225		4,185	

overseas

AND GUNZOKU (DEMOBILIZED, VERIFIED DEAD, UNDEMOBILIZED, PRESUMED DEAD)

Demob. Bureau

...ed dead from ...th		(C) Number of the undemobilized ~~or presumed~~ as of the end of this month								
Total		Probably alive			Missing			Total		
...rmy	Gunzoku	Army	Gunzoku	Status Unknown	Army	Gunzoku	Status Unknown	Army	Gunzoku	Status Unknown
42,394	638	4,226	14	0	4,917	167	1,342	9,143	181	1,342
43,032		4,240			6,426			10,866		
26,662	1,530	2,523	46	56	3,086	94	2,982	5,614	140	3,038
28,192		2,630			6,162			8,792		
22,235	1,269	2,750	21	0	13,197	1,292	3,118	15,947	1,313	3,118
23,504		2,771			17,607			20,378		
38,980	773	2,453	28	37	3,483	325	2,051	5,891	333	2,088
40,733		2,518			5,814			8,332		
42,673	1,140	3,770	88	6	4,752	240	1,132	8,527	328	1,138
43,813		3,869			6,124			8,993		
58,515	2,125	3,156	32	394	6,139	130	5,854	9,295	162	6,248
60,640		3,582			12,123			15,705		
47,974	1,537	4,015	54	7	5,657	288	1,728	9,673	342	1,735
49,561		4,077			7,673			11,750		
65,535	2,606	4,682	82	0	7,010	309	1,300	11,692	391	1,300
66,141		4,764			8,619			13,383		
72,863	2,863	4,249	121	335	5,956	340	2,587	10,205	461	2,922
75,726		4,705			8,883			13,588		
88,223	4,002	3,964	88	131	8,875	446	2,266	12,839	534	2,397
92,225		4,183			11,587			15,770		

DECLASSIFIED NLS E.O. 11652 SEC. 3(E) AND 5(D) OR (E) NNSC # 75-672

Breakdown / Prefecture	(A) Number of the undemobilized and unverified dead as of 15 Aug. 1945			(B) Number of the demobilized or verified dead from 15 Aug. 1945, to the end of this month						(C)
				Demobilized		Verified-dead		Total		
	Army	Gunzoku	Status Unknown	Army	Gunzoku	Army	Gunzoku	Army	Gunzoku	Army
Tokyo	241,[illegible]38	12,544	30	163,777	6,097	49,259	1,837	213,036	7,634	2,3[illegible]
	253,592			169,874		50,846		220,720		
Kanagawa	76,2[illegible]3	1,538	2,030	4[illegible],384	733	18,211	507	67,495	1,300	1,[illegible]
	79,826			50,077		18,718		68,795		
Chiba	99,637	1,607	300	6[illegible],459	604	23,794	647	89,253	1,251	1,9[illegible]
	101,544			66,063		24,441		90,504		
Saitama	101,101	2,559	1,443	61,104	1,508	27,336	729	88,440	2,237	2,1[illegible]
	105,103			62,612		28,065		90,677		
Tochigi	71,834	3,110	500	40,610	1,885	23,555	3,103	64,165	4,988	2,6[illegible]
	77,444			42,495		26,658		69,153		
Gunma	87,91[illegible]	1,871		61,019	1,456	20,361	203	81,380	1,661	2,6[illegible]
	89,787			62,477		20,564		83,041		
Yamanashi	46,787	2,975	717	31,200	2,571	10,530	229	41,730	2,800	2,3[illegible]
	50,477			33,771		10,759		44,530		
Nagano	124,389	4,163	1,500	92,056	3,017	19,459	575	111,515	3,592	4,0[illegible]
	130,052			95,073		20,034		115,107		
Niigata	137,827	4,155	162	87,733	3,007	32,457	589	120,190	3,596	9,4[illegible]
	141,844			90,740		33,046		123,786		
Ibaragi	84,641	2,737	1,862	51,966	1,991	25,282	459	77,248	2,450	2,0[illegible]
	89,240			53,957		25,741		79,698		

(C)

...ied dead from ...onth		Number of the undemobilized ~~on processed~~ as of the end of this month								
Total		Probably alive			Missing			Total		
...my	Gunzoku	Army	Gunzoku	Status Unknown	Army	Gunzoku	Status Unknown	Army	Gunzoku	Status Unknown
18,036	7,614	2,388	338	0	25,624	4,522	0	28,012	4,860	0
220,720		2,726			30,146			32,872		
67,495	1,300	1,672	34	380	7,161	204	1,580	8,833	238	1,960
68,795		2,086			8,945			11,031		
89,233	1,271	1,977	6	0	8,397	350	300	10,384	356	300
90,504		1,993			9,047			11,040		
88,440	2,237	2,155	53	0	10,506	269	1,443	12,661	322	1,443
90,677		2,208			12,218			14,426		
64,165	4,988	2,693	0	0	4,976	122	500	7,669	122	500
69,153		2,693			5,598			8,291		
81,380	1,661	2,665	0	0	3,871	210	0	6,536	210	0
83,041		2,665			4,081			6,746		
41,730	2,800	2,356	71	0	2,702	102	717	5,057	173	717
44,530		2,426			3,521			5,947		
111,615	3,592	4,095	151	0	8,776	420	1,500	12,874	571	1,500
115,107		4,249			10,696			14,945		
120,190	3,596	9,490	186	0	7,847	373	162	12,337	559	162
123,786		9,676			8,382			13,058		
77,248	2,453	2,034	36	263	5,359	251	1,599	7,393	287	1,862
79,698		2,333			7,209			9,542		

Breakdown / Prefecture	(A) Number of the undemobilized and unverified dead as of 15 Aug. 1945			(B) Number of the demobilized or verified dead from 15 Aug. 1945, to the end of this month						(C)	
				Demobilized		Verified-dead		Total			
	Army	Gunzoku	Status Unknown	Army	Gunzoku	Army	Gunzoku	Army	Gunzoku	Army	G
Aichi	112,287	2,726	1,355	62,367	1,694	36,992	690	99,359	2,384	4,281	
	116,342			64,061		37,682		101,743			4
Shizuoka	186,813	3,942	37	143,091	2,967	34,178	650	177,269	3,617	4,8	
	189,997			146,058		34,828		180,886			4
Gifu	62,062	1,842	12,916	46,672	1,539	21,280	432	67,952	1,971	3,2	
	76,820			48,211		21,712		69,923			3
Mie	65,472	5,517	1,500	31,808	4,226	28,701	850	60,509	5,076	1,7	
	72, 489			36,034		29,551		65,585			1
Ishikawa	52,827	2,532	303	38,920	1,672	9,365	611	48,285	2,283	2,7	
	55,662			40,592		9,976		50,568			2
Toyama	54,419	1,896	480	36,807	3,899	9,386	633	46,193	4,532	3,1	
	56,795			40,706		10,019		50,725			3
Osaka	192,451	3,921	3,797	132,695	2,593	45,018	878	177,713	3,471	2,6	
	200,169			135,288		45,896		181,184			2
Hyogo	215,032	3,167	14	149,004	1,431	50,060	1,238	199,064	2,669	2,8	
	218,213			150,435		51,298		201,733			2
Nara	43,880	1,638	1,564	27,407	1,442	13,960	145	41,367	1,587	1,6	
	47,082			28,849		14,105		42,954			1
Wakayama	49,749	2,317	4,802	29,198	1,328	18,528	772	47,726	2,100	1,9	
	56,868			30,526		19,300		49,826			2

ified dead from month	(C) Number of the undemobilized ~~on processed~~ as of the end of this month									
Total		Probably alive			Missing			Total		
Army	Gunzoku	Army	Gunzoku	Status Unknown	Army	Gunzoku	Status Unknown	Army	Gunzoku	Status Unknown
3,559	2,384	4,261	58	0	8,645	284	1,351	12,906	342	1,351
101,743		4,319			10,280			14,599		
2,269	3,617	4,820	99	3	3,929	226	34	8,749	325	37
180,886		4,922			4,189			9,111		
7,962	1,971	3,205	110	0	2,614	148	800	5,839	258	800
69,923		3,335			3,562			6,897		
0,509	5,076	1,741	121	0	3,222	320	1,500	4,963	441	1,500
65,585		1,862			5,042			6,904		
2,285	2,293	2,785	113	0	1,759	136	303	4,542	249	303
50,568		2,896			2,198			5,094		
6,193	4,532	3,161	93	0	1,944	68	799	5,105	166	799
50,725		3,259			2,811			6,070		
7,713	3,471	2,615	150	0	12,125	300	3,797	14,738	450	3,797
181,184		2,763			16,222			18,985		
3,064	2,669	2,340	85	0	13,128	413	14	15,388	498	14
201,735		2,925			13,555			16,480		
1,567	1,687	1,621	12	38	892	39	1,526	2,513	51	1,564
42,954		1,671			2,457			4,128		
7,726	2,100	1,962	22	27	3,691	195	1,145	5,653	217	1,172
49,826		2,011			5,031			7,042		

Breakdown / Prefecture	(A) Number of the undemobilized and unverified dead as of 15 Aug. 1945			(B) Number of the demobilized or verified dead from 15 Aug. 1945, to the end of this month						(C) Number	
				Demobilized		Verified-dead		Total			
	Army	Gunzoku	Status Unknown	Army	Gunzoku	Army	Gunzoku	Army	Gunzoku	Army	Gu
Kyoto	89,040	3,042	165	55,081	2,295	27,012	835	82,093	3,130	2,293	
	92,607			57,376		27,847		85,223			
Shiga	81,737	826	196	54,171	488	23,679	222	77,850	710	1,879	
	82,759			54,659		23,901		78,560			
Fukui	41,242	1,471	196	21,019	904	16,145	390	37,164	1,294	1,[illegible]	
	42,909			21,923		16,535		38,458			
Hiroshima	112,965	2,296	2,428	78,203	1,598	24,304	416	102,507	2,014	3,457	
	117,689			79,801		24,720		104,521			
Yamaguchi	59,330	3,434	490	54,348	1,947	16,681	1,295	51,029	3,242	2,755	
	63,254			36,295		17,976		54,271			
Shimane	68,411	3,304	409	50,026	2,231	12,734	915	62,760	3,146	2,404	
	72,124			52,257		13,649		65,906			
Tottori	44,657	1,376	100	31,504	1,003	9,843	259	41,347	1,262	1,968	
	46,113			32,507		10,102		42,609			
Okayama	78,178	5,871	220	42,040	4,644	28,281	787	70,321	5,431	2,017	
	84,269			46,684		29,068		75,752			
Kagawa	49,711	2,043	1,048	29,621	1,165	15,517	632	45,138	1,297	2,298	
	52,797			30,786		16,149		46,935			
Ehime	72,750	4,410	2,006	48,977	2,269	16,880	1,842	65,857	4,111	3,812	
	79,146			51,246		18,722		69,968			

rified dead from is month	(C) Number of the undemobilized ~~on procurement~~ as of the end of this month									
	Total		Probably alive			Missing			Total		
n	Army	Gunzoku	Army	Gunzoku	Status Unknown	Army	Gunzoku	Status Unknown	Army	Gunzoku	Status Unknown
5	82,093	3,130	2,293	71	0	4,654	201	165	6,947	272	165
	85,223		2,364			5,020			7,384		
21	77,850	710	1,879	21	0	2,008	95	196	3,887	116	196
	78,560		1,900			2,299			4,199		
0	37,164	1,294	1,996	55	31	2,083	122	165	4,078	177	196
	38,458		2,081			2,370			4,451		
16	202,507	2,014	3,487	37	390	6,991	245	2,038	10,458	282	2,428
	104,521		3,894			9,274			13,168		
3	51,029	3,242	2,763	34	0	5,538	158	490	8,301	192	490
	54,271		2,797			6,186			8,933		
15	62,760	3,146	2,404	12	0	3,247	146	409	5,651	158	409
	65,906		2,416			3,802			6,218		
9	41,347	1,262	1,968	57	0	1,322	57	100	3,290	114	100
	42,609		2,025			1,479			3,504		
7	70,321	5,431	2,817	327	0	5,040	113	220	7,857	440	220
	75,752		3,144			5,373			8,517		
2	45,138	1,797	2,258	73	85	2,315	173	958	4,573	246	1,043
	46,935		2,416			3,446			5,862		
3	65,857	4,111	3,812	78	2	3,061	221	2,004	6,873	299	2,006
	69,968		3,892			5,286			9,176		

Breakdown / Prefectures	(A) Number of the undemobilized and unverified dead as of 15 Aug. 1945			(B) Number of the demobilized or verified dead from 15 Aug. 1945, to the end of this month						(C) Number	
				Demobilized		Verified-dead		Total			
	Army	Gunzoku	Status Unknown	Army	Gunzoku	Army	Gunzoku	Army	Gunzoku	Army	Gun
Tokushima	48,878	2,365	1,446	29,853	1,368	14,897	757	44,730	2,125	1,720	
	52,690			31,201		15,654		46,855			1
Kochi	59,389	2,292	903	45,659	1,359	11,752	713	55,411	2,072	2,154	
	62,584			45,018		12,465		57,483			2
Fukuoka	173,165	1,557	6,493	110,429	510	38,238	638	148,667	1,148	4,552	
	181,815			110,939		38,876		149,815			4
Saga	52,407	1,619	665	34,732	1,074	11,759	363	46,491	1,437	2,177	
	54,691			35,806		12,122		47,928			2
Nagasaki	81,071	5,184	1,936	49,632	3,807	23,157	888	72,789	4,695	2,457	
	88,191			53,439		24,045		77,484			2
Kumamoto	104,475	5,320	1,653	66,123	4,076	25,760	776	91,883	4,852	3,839	
	111,448			70,199		26,536		96,735			3
Oita	63,099	4,551	1,243	40,662	3,576	15,593	844	56,055	4,420	2,548	
	68,893			44,238		16,237		60,473			2
Miyazaki	55,653	2,142	1,000	31,282	1,250	18,384	565	49,666	1,815	1,966	
	58,795			32,532		18,949		51,481			1
Kagoshima	108,323	5,827	1,397	65,948	3,702	29,583	1,165	96,331	4,867	5,068	
	115,552			69,650		30,548		100,198			5

...ead from	(C) Number of the undemobilized ~~or presumed~~ as of the end of this month									
...tal	Probably alive				Missing			Total		
	Gunzoku	Army	Gunzoku	Status Unknown	Army	Gunzoku	Status Unknown	Army	Gunzoku	Status Unknown
...60	2,125	1,720	48	186	2,429	192	1,260	4,149	240	1,446
...46,855			1,954			3,881			5,835	
...11	2,072	2,154	67	64	1,824	153	839	3,978	220	903
...57,483			2,285			2,816			5,101	
...67	1,148	4,552	77	144	19,946	332	6,349	24,498	409	6,493
...147,815			4,773			26,627			31,400	
...91	1,437	2,177	67	0	3,739	115	665	5,916	182	665
...47,928			2,244			4,519			6,763	
...89	4,695	2,458	71	0	5,830	418	1,936	8,282	489	1,936
...77,484			2,523			8,184			10,707	
...33	4,852	3,839	110	22	8,753	358	1,631	12,592	468	1,653
...86,735			3,971			10,742			14,713	
...55	4,420	2,545	47	23	4,530	84	1,188	7,076	131	1,211
...80,475			2,616			5,802			8,418	
...66	1,815	1,942	11	0	4,045	316	1,000	5,987	327	1,000
...31,481			1,953			5,361			7,314	
...31	4,867	5,068	411	0	7,935	549	1,397	12,997	980	1,397
...100,193			5,473			9,881			15,354	

Breakdown / Prefecture	(A) Number of the undemobilized and unverified dead as of 15 Aug. 1945			(B) Number of the demobilized or verified dead from 15 Aug. 1945, to the end of this month						(C) Num	
				Demobilized		Verified-dead		Total		Probab	
	Army	Gunzoku	Status Unknown	Army	Gunzoku	Army	Gunzoku	Army	Gunzoku	Army	
Total	4,165,347	153,585	69,064	2,694,236	99,673	1,027,763	33,290	3,721,999	132,963	148,455	
	4,388,596			2,793,909		1,061,053		3,854,962			1
Not classifiable on prefectural basis			160,000								
	160,000										
Grand Total	4,165,347	153,585	229,000	2,694,236	99,673	1,027,763	33,290	3,721,999	132,963	148,4	
	4,548,000			2,793,909		1,061,053		3,854,962			1

d dead from th	(C) Number of the undemobilized [redacted] as of the end of this month									
Total		Probably alive			Missing			Total		
Army	Gunzoku	Army	Gunzoku	Status Unknown	Army	Gunzoku	Status Unknown	Army	Gunzoku	Status Unknown
,999	132,963	148,465	3,991	2,624	295,485	16,631	66,440	443,948	20,622	69,064
,854,962		155,078			378,556			533,634		
							160,000			160,000
					160,000			160,000		
721,999	132,963	148,465	3,991	2,624	295,485	16,631	226,000	443,948	20,622	229,000
3,854,962		155,078			539,000			694,000		

B. TABLE OF MONTHLY STATISTICS RELATING TO ARMY PERSONNEL AND GUNZOKU IN HOMELAND (DEMOBILIZED, VERIFIED DEAD, UNDEMOBILIZED, AND PRESUMED)

Demob. Bureau

Breakdown / Prefecture	(A) Number of the undemobilized and unverified dead as of 15 Aug. 1945.	(B) Total of the demobilized or verified dead as of the end of this month. ~~Figures in parenthesis indicate totals since 1 Aug. 1946.~~			(C) No. of the missing ~~unverified~~ as of end of this month.
		Demobilized	Verified Dead	Total	
Sapporo	39,000	38,982	18	39,000	0
Hakodate	33,500	32,452	92	32,544	956
Asahikawa	24,585	23,683	84	23,767	818
Kushiro	17,690	17,555	135	17,690	0
Aomori	34,071	34,000	62	34,062	9
Akita	40,905	40,850	53	40,903	2
Iwate	40,914	40,841	73	40,914	0
Yamagata	44,936	44,631	305	44,936	0
Miyagi	51,847	51,500	347	51,847	0
Fukushima	62,661	62,277	384	62,661	0
Tokyo	251,053	250,000	1,053	251,053	0
Kanagawa	60,161	59,969	192	60,161	0
Chiba	72,184	71,797	387	72,184	0
Saitama	57,913	57,300	613	57,913	0

Ibaragi	59,505	59,178	327	59,505	0
Tochigi	69,113	68,968	145	69,113	0
Gunma	42,902	42,453	448	42,901	1
Yamanashi	24,884	24,624	260	24,884	0
Nagano	68,855	68,280	575	68,855	0
Niigata	64,398	64,257	60	64,317	81
Aichi	101,472	101,006	466	101,472	0
Shizuoka	72,353	71,900	449	72,349	4
Gifu	51,570	51,371	189	51,560	10
Mie	44,592	44,288	303	44,591	1
Ishikawa	41,990	41,925	65	41,990	0
Toyama	48,535	47,715	820	48,535	0
Osaka	52,016	51,405	611	52,016	0
Hyogo	32,319	30,645	1,393	32,038	281
Nara	27,418	26,892	526	27,417	1
Wakayama	33,918	33,664	253	33,917	1
Kyoto	80,000	79,830	170	80,000	0

[illegible]	18,289	17,952	337	18,289	0
Fukui	23,834	23,833	0	23,833	1
Hiroshima	60,439	55,570	4,869	60,439	0
Yamaguchi	73,016	71,875	1,140	73,015	1
Shimane	34,573	33,668	905	34,573	0
Tottori	9,364	9,029	335	9,364	0
Okayama	52,208	50,869	1,339	52,208	0
Kagawa	28,079	27,968	111	28,079	0
Ehime	41,199	40,991	208	41,199	0
Tokushima	32,752	32,536	170	32,706	46
Kōchi	27,103	26,992	113	27,106	9
Fukuoka	88,122	86,790	1,169	87,959	163
Saga	20,334	20,032	302	20,334	0
Nagasaki	24,922	24,079	825	24,904	18
Kumamoto	52,378	50,880	1,498	52,378	0
Oita	43,681	43,590	89	43,679	2

...ezaki	26,577	26,139	438	26,571	6
Kagoshima Ke	34,448	33,463	798	34,261	187
Total	2,438,580	2,410,494	25,497	2,435,991	2,589
Not classifiable on prefectural basis	124,481	124,481		124,481	
Grand Total	2,563,061	2,534,975	25,497	2,560,472	2,589

(For your Information)

Military strength in Naichi(Homeland) and classification of soldiers and civilians in Military service at the end of war, investigated by the War Ministry.

Total	Army	Gunzoku
2,563,061	2,192,717	370,344

C. TABLE OF MONTHLY STATISTICS RELATING TO ARMY PER all
(DEMOBILIZED, VERIFIED DEAD, UNDEMOBILIZED

Breakdown / Prefecture	(A) Number of the undemobilized and unverified dead as of 15 Aug. 1945			(B) Number of the demobilized or verified dead from 15 Aug. 1945, to the end of this month						(C) Numbe
				Demobilized		Verified-dead		Total		
	Army	Gunzoku	Status Unknown	Army	Gunzoku	Army	Gunzoku	Army	Gunzoku	Army
Sapporo	51,137	819	40,342	33,513	454	8,481	184	41,994	638	4,22
	92,298(39,000)			(72,949(38,982)		8,683(18)		81,632(39,000)		
Hakodate	32,276	1,670	36,538	19,821	1,163	6,841	367	26,662	1,530	2,52
	70,484(33,500)			53,436(32,452)		7,300(92)		60,736(32,544)		
Asahikawa	38,182	2,582	27,703	18,073	1,166	4,162	103	22,235	1,269	2,75
	68,467(24,585)			42,922(23,683)		4,349(84)		47,271(23,767)		
Kushiro	45,851	1,126	19,778	32,954	622	7,006	151	39,960	773	2,45
	66,755(17,690)			51,131(17,555)		7,292(135)		58,423(17,690)		
Aomori	51,200	1,468	35,209	30,938	763	11,735	377	42,673	1.140	3,77
	87,877(34,071)			65,701(34,000)		12,174(62)		77,875(34,062)		
Akita	67,810	2,287	47,153	42,680	1,795	15,835	330	58,515	2,125	3,15
	117,250(40,905)			85,325(40,850)		16,218(53)		101,543(40,903)		
Iwate	57,647	1,929	42,649	33,320	1,293	14,654	294	47,974	1,587	4,01
	102,225(40,914)			75,454(40,841)		14,991(73)		90,475(40,914)		
Yamagata	75,227	2,997	46,236	46,174	2,286	17,361	320	63,535	2,606	4,88
	124,460(44,936)			93,091(44,631)		17,986(305)		111,077(44,936)		
Miyagi	83,068	3,324	54,769	52,814	2,327	20,049	536	72,863	2,863	4,22
	141,161(51,847)			106,641(51,500)		20,932(347)		127,573(51,847)		
Fukushima	101,039	4,536	65,081	64,095	3,203	24,128	799	88,233	4,002	3,96
	170,656(62,661)			129,575(62,277)		25,311(407)		154,886(62,684)		
Tokyo	241,018	12,544	251,083	163,777	6,097	49,259	1,587	213,036	7,684	2,38
	504,645 (251,053)			419,874 (250,000)		51,899(1,083)		471,773(251,083)		

CS RELATING TO ARMY PERSONNEL AND GUNZOKU all
D DEAD, UNDEMOBILIZED AND PRESUMED DEAD)

Demob. Bureau

(C)

erified dead of this month		Number of the undemobilized ~~on presumed~~ as of the end of this month								
Total		Probably alive			Missing			Total		
rmy	Gunzoku	Army	Gunzoku	Status Unknown	Army	Gunzoku	Status Unknown	Army	Gunzoku	Status Unknown
41,994	658	4,226	14	0	4,917	167	1,342	9,143	181	1,342
81,652(39,000)		4,240			6,426(0)			10,666(0)		
28,662	1,530	2,528	46	56	3,086	94	3,939	5,614	140	3,994
50,736(32,544)		2,630			7,118(956)			9,748(956)		
22,235	1,269	2,750	21	0	13,197	1,292	3,936	15,947	1,313	3,936
47,271(23,767)		2,771			18,425(818)			21,196(818)		
39,960	773	2,453	28	37	3,438	325	2,051	5,891	353	2,088
58,423(17,690)		2,518			5,814(0)			8,332(0)		
42,673	1.140	3,775	88	6	4,752	240	1,141	8,527	328	1,147
77,875(34,062)		3,869			6,133(9)			10,002(9)		
58,515	2,125	3,156	32	394	6,139	130	5,856	9,295	162	6,250
01,543(40,903)		3,582			12,125(2)			15,707(2)		
47,974	1,587	4,016	54	0	5,657	288	1,728	9,673	342	1,735
90,475(40,914)		4,077			7,673(0)			11,750(0)		
63,535	2,606	4,682	82	0	7,010	309	1,300	11,692	391	1,300
11,077(44,936)		4,764			8,619(0)			13,383(0)		
72,863	2,863	4,249	121	335	5,956	340	2,587	10,205	461	2,922
27,573(51,847)		4,705			8,883(0)			13,588(0)		
88,233	4,002	3,964	88	131	8,875	446	2,266	12,839	534	2,397
4,886(62,684)		4,183			11,587(0)			15,770(0)		
3,036	7,684	2,388	338	0	25,624	4,522	0	28,012	4,860	0
71,773(251,083)		2,726			30,146(0)			32,872(0)		

Prefecture \ Breakdown	(A) Number of the undemobilized and unverified dead as of 15 Aug. 1945			(B) Number of the demobilized or verified dead from 15 Aug. 1945, to the end of this month						(C) Number
				Demobilized		Verified-dead		Total		
	Army	Gunzoku	Status Unknown	Army	Gunzoku	Army	Gunzoku	Army	Gunzoku	Army
Kanagawa	76,258	1,538	62,191	49,284	793	18,211	507	67,495	1,300	1,67
	139,987 (60,231)			110,046(59,969)		18,910(262)		128,956(60,231)		
Chiba	99,637	1,607	76,184	65,459	604	23,794	647	89,253	1,251	1,90
	173,728(72,184)			137,860(71,797)		24,828(387)		162,688(72,184)		
Saitama	101,101	2,559	59,356	61,104	1,508	27,336	729	88,440	2,237	2156
	163,016(57,913)			119,912(57,300)		28,678(613)		148,590(57,913)		
Ibaragi	84,641	2,737	61,367	51,966	1,991	25,282	459	77,248	2,450	2,03
	148,745(59,505)			113,135(59,178)		26,068(327)		139,203(59,505)		
Tochigi	71,834	5,110	69,613	40,610	1,885	23,555	3,103	64,165	4,988	2,69
	146,557(69,113)			111,463(68,968)		26,803(145)		138,266(69,113)		
Gunma	87,917	1,871	42,901	61,019	1,458	20,361	203	81,380	1,661	2,66
	132,689(42,902)			104,930(42,453)		21,012(448)		125,942(42,901)		
Yamanashi	46,787	2,973	25,601	32,200	2,571	10,530	229	41,730	2,800	2,35
	75,361(24,884)			58,395(24,624)		11,019(260)		69,414(24,884)		
Nagano	124,389	4,163	70,355	92,056	3,017	19,459	575	111,515	3,592	4,09
	198,907(68,855)			163,353(68,280)		20,609(575)		183,962(68,855)		
Niigata	137,608	4,155	64,479	87,733	3,007	32,457	589	120,190	3,596	9,49
	206,242(64,398)			154,997(64,257)		33,106(60)		188,103(64,317)		
Aichi	112,261	2,726	102,827	62,367	1,694	36,992	690	99,359	2,384	4,26
	217,814(101,472)			165,067(101,010)		38,148(466)		203,215(101,476)		
Shizuoka	186,018	3,942	72,390	143,091	2,967	34,178	650	177,269	3,617	4,85
	262,350(72,353)			217,958(71,900)		35,277(449)		253,235(72,349)		

rified dead this month		(C) Number of the undemobilized ~~enpressured~~ as of the end of this month								
Total		Probably alive			Missing			Total		
y	Gunzoku	Army	Gunzoku	Status Unknown	Army	Gunzoku	Status Unknown	Army	Gunzoku	Status Unknown
7,495	1,300	1,672	34	380	7,161	204	1,580	883	238	1,960
,956(60,231)		2,086			8,945(0)			11,031(0)		
,253	1,251	1,987	6	0	8,397	350	300	10,384	356	300
,688(72,184)		1,993			9,047(0)			11,040(0)		
,440	2,237	2155	53	0	10,506	269	1,443	12,661	322	1,443
,590(57,913)		2,208			12,218(0)			14,426(0)		
,848	2,450	2,034	36	263	5,359	251	1,599	7,393	287	1,862
,203(59,505)		2,333			7,209(0)			9,542(0)		
,165	4,988	2,693	0	0	4,976	122	500	7,419	122	500
,266(69,113)		2,693			5,598(0)			8,291(0)		
,380	1,661	2,665	0	0	3,872	210	0	6,537	210	0
,942(42,901)		2,665			4,082(1)			6,747(1)		
,730	2,800	2,355	71		2,702	102	717	5,057	173	717
,414(24,884)		2,426			3,521(0)			5,947(0)		
,515	3,592	4,098	151	0	8,776	420	1,500	12,874	571	1,500
,962(68,855)		4,249			10,696(0)			14,945(0)		
,190	3,596	9,490	186	0	7,928	373	162	17,418	559	162
,103(64,317)		9,676			8,463(81)			18,139(81)		
,359	2,384	4,261	58	0	8,645	284	1,351	12,906	342	1,351
,215(101476)		4,319			10,280(0)			14,599(0)		
,269	3,617	4,820	99	3	3,929	226	38	8,749	325	41
,235(72,349)		4,922			4,193(4)			9,115(4)		

Prefecture \ Breakdown	(A) Number of the undemobilized and unverified dead as of 15 Aug. 1945			(B) Number of the demobilized or verified dead from 15 Aug. 1945, to the end of this month						(C) Numbe
				Demobilized		Verified-dead		Total		
	Army	Gunzoku	Status Unknown	Army	Gunzoku	Army	Gunzoku	Army	Gunzoku	Army
Gifu	62,052	1,842	64,486	46,692	1,539	21,280	432	67,952	1,991	3,82
	128,390(51,570)			99,582(51,371)		21,901(189)		121,443(63,676)		3,
Mie	65,472	5,517	46,092	31,808	4,226	28,701	850	60,509	5,076	1,741
	117,081(44,592)			80,322(44,288)		29,854(303)		110,176(44,591)		1,
Ishikawa	52,827	2,532	42,293	38,920	1,672	9,365	611	48,285	2,283	2,783
	97,652(41,990)			82,517(41,925)		10,041(65)		92,558(41,990)		2,
Toyama	54,419	1,896	49,015	36,807	3,899	9,386	633	46,193	4,532	3,161
	105,330(48,535)			88,421(47,733)		10,839(833)		99,260(48,566)		3,
Osaka	192,451	3,921	55,813	132,695	2,593	45,018	878	177,713	3,471	2,613
	252,185(52,016)			186,693(51,405)		46,507(611)		233,200(52,016)		2
Hyogo	214,827	3,165	32,540	149,004	1,431	50,060	1,238	199,064	2,669	2,84
	250,532(32,319)			181,080(30,645)		52,691(1,393)		233,771(32,038)		2
Nara	43,880	1,638	28,982	27,407	1,442	13,960	145	41,367	1,587	1,62
	74,500(27,418)			55,741(28,892)		14,630(525)		70,371(27,417)		1
Wakayama	49,750	2,317	38,719	29,198	1,328	18,528	772	47,726	2,100	1,86
	90,786(33,918)			64,190(36,142)		19,553(1,405)		83,743(37,547)		2
Kyoto	89,040	3,402	80,165	55,081	2,295	27,012	835	82,093	3,130	2,29
	172,607(80,000)			137,206(79,830)		28,017(170)		165,223(80,000)		2
Shiga	81,737	826	18,485	54,171	488	23,679	222	77,850	710	1,87
	101,048(18,289)			72,611(17,952)		24,238(337)		96,849(18,289)		1,9
Fukui	41.242	1,471	24,030	21,019	904	16,145	390	37,164	1,294	1,99
	66,743(23,834)			45,756(23,833)		16,535(0)		62,291(23,833)		2,0

r verified dead nd of this month		(C) Number of the undemobilized ~~or presumed~~ as of the end of this month								
Total		Probably alive			Missing			Total		
Army	Gunzoku	Army	Gunzoku	Status Unknown	Army	Gunzoku	Status Unknown	Army	Gunzoku	Status Unknown
87,952	1,991	3,225	110	0	2,614	148	810	5,839	258	810
121,443(63,676)		3,335			3,572(10)			6,907(10)		
60,509	5,076	1,741	121	0	3,822	1,320	1,501	4,963	441	1,501
110,176(44,591)		1,862			5,043(1)			6,905(1)		
48,285	2,883	2,783	113		1,759	136	303	4,542	249	303
92,558(41,990)		2,896			2,198(0)			5,094(0)		
46,193	4,532	3,161	98	0	1,944	68	799	5,105	166	799
99,230(48,566)		3,259			2,811(0)			6,070(0)		
177,713	3,471	2,613	150	0	12,125	300	3,797	14,738	450	3,797
233,200(52,016)		2,763			16,222(0)			18,985(0)		
199,064	2,669	2,840	85	0	13,128	413	295	15,968	498	295
253,771(32,038)		2,925			13,836(281)			16,761(281)		
41,367	1,587	1,621	12	38	892	39	1,527	2,513	51	1,565
70,371(27,417)		1,671			2,458(1)			4,129(1)		
47,726	2,100	1,962	22	27	3,692	195	1,145	5,654	217	1,172
83,743(37,347)		2,011			5,032(1)			7,043(1)		
82,093	3,190	2,293	71	0	4,654	201	165	6,947	272	165
163,223(80,000)		2,364			5,020(0)			7,384(0)		
77,850	710	1,879	21	0	2,008	95	196	3,887	116	196
96,849(18,289)		1,900			2,299(0)			4,199(0)		
37,164	1,294	1,995	55	31	2,083	122	166	4,078	177	197
62,291(23,833)		2,081			2,371(1)			4,452(1)		

Breakdown / Prefecture	(A) Number of the undemobilized and unverified dead as of 15 Aug. 1945			(B) Number of the demobilized or verified dead from 15 Aug. 1945, to the end of this month						(C) Numbe
				Demobilized		Verified-dead		Total		
	Army	Gunzoku	Status Unknown	Army	Gunzoku	Army	Gunzoku	Army	Gunzoku	Army
Hiroshima	112,965	2,296	62,867	78,203	1,598	24,304	416	102,507	2,014	3,467
	178,128(60,439)			135,371(55,570)		29,589(4,869)		164,960(60,439)		
Yamaguchi	59,331	3,434	73,505	34,348	1,947	16,681	1,295	51,029	3,242	2,763
	136,270(73,016)			108,170(71,875)		19,116(1,140)		127,286(73,015)		
Shimane	68,411	3,304	34,982	50,026	2,231	12,734	915	62,760	3,146	2,404
	106,697(34,573)			85,925(33,668)		14,554(905)		100,479(34,573)		
Tottori	44,637	1,376	9,464	31,504	1,003	9,843	259	41,347	1,262	2,008
	55,477(9,364)			41,536(9,029)		10,437(335)		51,973(9,364)		
Okayama	78,178	5,871	52,428	42,040	4,644	28,281	787	70,321	5,431	2,817
	136,477(52,208)			97,553(50,869)		30,407(1,339)		127,960(52,208)		
Kagawa	49,711	2,043	29,122	29,621	1,165	15,517	632	45,138	1,797	2,258
	80,876(28,079)			58,754(27,968)		16,260(111)		75,014(28,079)		
Ehime	72,730	4,410	43,205	48,977	2,269	16,880	1,842	65,857	4,111	3,812
	120,345(41,199)			92,237(40,991)		18,930(208)		111,167(41,199)		
Tokushima	48,879	2,365	34,198	29,833	1,368	14,897	757	44,730	2,125	1,720
	85,442(32,752)			63,737(32,536)		15,824(170)		79,561(32,706)		
Kochi	59,389	2,292	28,008	43,659	1.359	11,752	713	55,411	2,072	3,154
	89,689(27,105)			72,010(26,992)		12,578(113)		84,588(27,105)		
Fukuoka	173,165	1.557	84,615	110,429	510	38,838	638	148,667	1,148	4,552
	269,337(88,122)			197,729(86,790)		40,045(1,169)		237,774(87,959)		
Saga	52,407	1,619	20,999	34,732	1,074	11,759	363	46,491	1,437	2,177
	75,025(20,334)			55,838(20,032)		12,424(302)		68,262(20,334)		

verified dead of this month		(C) Number of the undemobilized ~~or presumed~~ as of the end of this month								
Total		Probably alive			Missing			Total		
ny	Gunzoku	Army	Gunzoku	Status Unknown	Army	Gunzoku	Status Unknown	Army	Gunzoku	Status Unknown
2,507	2,014	3,467	37	390	6,991	245	2,038	10,458	282	2,428
,960(60,459)		3,894			9,274(0)			13,168(0)		
,029	3,842	2,763	34	0	5,539	158	490	8,302	192	490
,286(73,015)		2,797			6,187(1)			8,984(1)		
,760	3,146	2,404	12	0	3,247	146	409	5,651	158	409
,479(34,573)		2,416			3,802(0)			6,218(0)		
,347	1,262	2,008	57	0	1,282	57	100	3,290	114	100
,973(9,364)		2,065			1,439(0)			3,504(0)		
,321	5,431	2,817	327	[illegible]040	5,040	113	220	7,857	440	220
960(52,208)		3,144			5,373(0)			8,517(0)		
138	1,797	2,258	73	85	2,315	173	958	4,573	246	1,043
014(28,079)		2,416			3,446(0)			5,862(0)		
857	4,111	3,812	78	2	3,061	221	2,004	6,873	299	2,006
167(41,219)		3,892			5,286(0)			9,178(0)		
730	2,125	1,720	48	186	2,429	192	1,306	4,149	240	1,492
61(32,706)		1,954			3,927(46)			5,881(46)		
11	2,072	3,154	67	64	1,824	153	839	3,978	220	903
86(27,105)		3,285			2,816(0)			5,101(0)		
37	1,148	4,552	77	144	19,946	332	6,512	24,498	409	6,656
74(87,959)		4,773			26,790(163)			31,563(163)		
31	1,437	2,177	67	0	5,739	115	665	5,916	182	665
2(20,334)		2,244			4,519(0)			6,763(0)		

Breakdown / Prefecture	(A) Number of the undemobilized and unverified dead as of 15 Aug. 1945			(B) Number of the demobilized or verified dead from 15 Aug. 1945, to the end of this month						(C) Numbe
				Demobilized		Verified-dead		Total		
	Army	Gunzoku	Status Unknown	Army	Gunzoku	Army	Gunzoku	Army	Gunzoku	Army
Nagasaki	81,071	5,184	26,858	49,632	3,807	23,157	888	72,789	4,695	2,45
	113,113(24,922)			77,518(24,079)		24,870(825)		102,388(24,904)		
Kumamoto	104,475	5,320	5,403	66,123	4,076	25,760	776	91,883	4,852	3,35
	163,826(52,378)			121,079(50,880)		28,034(1,498)		149,113(52,378)		
Oita	63,099	4,551	44,924	40,662	3,576	15,393	844	56,055	4,420	2,84
	112,574(43,681)			87,828(43,622)		16,526(89)		104,154(43,711)		
Miyazaki	55,844	2,111	27,417	31,282	1,250	18,384	565	49,666	1,815	1,94
	85,372(26,577)			58,671(26,139)		19,381(432)		78,052(26,571)		
Kagoshima	108,461	5,849	35,690	65,948	3,702	29,383	1,165	95,331	4,867	5,06
	150,000(34,448)			103,113(33,463)		31,346(798)		134,459		
Total	4,165,947	153,585	2,507,644	2,694,236	99,673	1,027,763	33,290	3,721,999	132,963	148,46
	6,827,176(2,438,580)			5,204,403(2410494)		1,086,550 (25,497)		6,290.953 (2,435,991)		
Not Classifiable on Prefectural basis			284,000							
	284,000(124,481)			124,481(124481)				124,481(124481)		
Grand Total	6,358,664	523,929	228,000	2,694,236	99,673	1,027,763	33,290	3,721,999	132,963	148,46
	7,111,000 (2,563,061)			5,328,884 (2,534,975)		1,086,550 (25,497)		6,415,434 (2,560,472)		

Remarks: (1) Figures in parentheses indicate the number of the demobilized persons i

(2) In Column B, the number shown in parentheses is not included in the tot

(3) In Column A and C, the number of those who have been demobilized in hom division "Status-Unknown."

(4) In the Grand Total, the number of those who have been demobilized in ho division.

or verified dead end of this month		(C) Number of the undemobilized ~~or presumed~~ as of the end of this month								
d	Total		Probably alive			Missing			Total		
u	Army	Gunzoku	Army	Gunzoku	Status Unknown	Army	Gunzoku	Status Unknown	Army	Gunzoku	Status Unknown
3	72,789	4,695	2,452	71	0	5,830	418	1,954	8,282	489	1,954
	102,388(24,904)		2,523			8,202(18)			10,725(18)		
6	91,883	4,852	3,839	110	22	8,753	358	1,631	12,592	468	1,653
	149,113(52,378)		3,971			10,742(0)			14,713(0)		
8	56,055	4,420	2,546	47	23	4,530	84	1,190	7,076	131	1,213
	104,154(43,711)		2,616			5,804(2)			8,420(2)		
9	49,666	1,815	1,942	11	0	4,045	316	1,000	5,987	327	1,000
	78,052(26,571)		1,953			5,365(6)			7,320(6)		
2	95,331	4,867	5,062	411	0	8,068	571	1,429	13,130	982	1,429
	134,459		5,473			10,068(187)			15,541(187)		
	721,999	132,963	148,463	3,991	2,624	295,485	16,631	69,029	443,948	20,622	71,653
	3,290,953 (2,435,991)		155,078			381,145(2,589)			536,223(2,589)		
								160,000			160,000
	284,481(124481)					160,000			160,000		
	721,999	132,963	148,463	3,991	2,624	295,485	16,631	229,000	443,948	20,622	231,000
	3,415,434 (2,560,472)		155,078			541,000(2,589)			696,000(2,589)		

demobilized persons in homeland.

ot included in the total given for each division.

een demobilized in homeland is included in the total given for the

been demobilized in homeland is included in the total given for each

GENERAL HEADQUARTERS
SUPREME COMMANDER FOR THE ALLIED POWERS
Government Section

31 May 1948

MEMORANDUM FOR CHIEF, GOVERNMENT SERVICE

SUBJECT: Results of Purge Directive of 4 January 1946 (SCAPIN 550)

I. POLITICAL PURGE

A. War criminals, members of military and naval high command, commissioned officers of the gendarmerie (Kempei) and all officers of the Army and Navy who have been active exponents of militaristic nationalism and aggression:

1.	War criminals	75	
2.	Career Army Officers	50,186	
3.	Career Navy Officers	24,879	
4.	Gendarmerie (Kempei)	39,223	
5.	Chiefs of Ex-Servicemen's Associations, local branches	39,732	
6.	Officers of Tokumu Kikan and Tokumu Bu and other secret military and naval police agencies	902	
7.	Chokunin rank officials in War and Navy Ministries	151	155,148

B. Persons who have been influential members of the Imperial Rule Assistance Political Society, the Political Society of Great Japan, and of ultranationalistic, terroristic, or secret patriotic societies, their affiliates and agencies:

1.	Imperial Rule Assistance Association	18,410	
2.	Imperial Rule Assistance Youth Association	16,163	
3.	Council for Establishing Imperial Rule Assistance Political Societies	563	
4.	Political Society of Great Japan and affiliates and agencies of the above	140	
5.	Influential members of ultranationalistic, terroristic and secret patriotic societies	4,286	39,562

C. Other active exponents of militaristic nationalism and aggression in the political field:

1.	State Ministers other than war criminals	49	
2.	Governors of occupied areas	56	
3.	Policy-making officials in organizations whose paramount purpose was the financing of war production or the mobilization and exploitation of financial resources in colonial or Japanese-occupied territories	431	
4.	Important special higher police, thought-control police and procurators and Tojo recommended candidates in the 1942 Diet election and individual militarists	3,978	4,514
	Total undesirable personnel removed and excluded from government service (of whom 4,982 were removed from public office and 194,242 were excluded)		199,224

II. ECONOMIC PURGE (Pursuant to JCS 1380/15, Paragraphs 23 and 40)

A. Persons who held key positions of high responsibility and influence in commerce, industry, finance, and agriculture.

1.	Removed from such key positions	259	
2.	Resigned from such key positions in anticipation of removal	909	
3.	Barred from such key positions	367	1,535

III. PUBLIC INFORMATION MEDIA PURGE

A. Persons who held key positions of high responsibility and influence in newspapers, magazines, motion pictures, theatrical and other public information media (of whom 153 were removed from public information media and 902 were excluded) 1,056

TOTAL PERSONNEL REMOVED AND EXCLUDED FROM PUBLIC SERVICE UNDER SCAPIN 550: 201,815

JACK P NAPIER
Maj AGD
PUBLIC SERVICE QUALIFICATIONS DIVISION

TABLE A

STATISTICAL REPORT ON THE EFFECT OF THE PURGE ON JAPANESE ECONOMY

31 May 1948

	No. Screened	Passed	Barred	Removed	Purged by Prov.Design.	Total Reinstated	Total Remaining Purged
I. Quasi-Governmental, etc.							
Special companies and special banks in which the Government is the largest stockholder	2,855	2,755	5	95	-	1	99
Companies and organizations designated by the Temporary Supply and Demand Adjustment Law.	843	802	-	41	-	-	41
Organizations established and subsidized by the Government (25 of 78 not economic nature)	911	848	5	58	-	3	60
II. Private Economic Organizations							
Influential companies, financial institutions and other economic organizations.	2,342	1,907	176	*259	909	9	1,335
1. Above located in Japan. (Key officials subject to purge)	1,770	1,429	137	204	662	9	994
a. Financial organizations	275	228	13	34	108	2	153
b. Aircraft companies	25	13	11	1	17	-	29
c. Munitions companies	410	337	25	48	150	1	222
d. Iron and steel companies	60	48	5	7	26	-	38
e. Heavy industry companies	48	43	3	2	24	-	29
f. Chemical companies	139	112	17	10	59	-	86
g. Transportation companies	160	138	8	14	66	-	88
h. Communication companies	48	27	8	13	10	1	30

STATISTICAL REPORT OF THE
EFFECT OF THE PURGE ON JAPANESE ECONOMY (CONT'D) 31 May 1948

	No. Screened	Passed	Barred	Removed	Purged by Prov.Design.	Total Reinstated	Total Remaining Purged
i. Mining companies	98	73	13	12	49	-	74
j. All others	507	410	34	63	154	5	246
2. Located outside of Japan (Key officials subject to purge).	136	63	39	34	247	-	320
a. Financial organizations	1	-	1	-	6	-	7
b. Aircraft companies	1	-	1	-	18	-	19
c. Munitions companies	41	27	5	9	41	-	55
d. Iron and steel companies	19	13	3	3	16	-	22
e. Heavy industries companies	17	8	1	8	3	-	12
f. Chemical companies	5	-	3	2	15	-	20
g. Transp. Companies	2	-	2	-	23	-	25
h. Commun. companies	3	-	3	-	6	-	9
i. Mining companies	20	7	9	4	44	-	57
j. All others	27	8	11	8	75	-	94
3. Same type of organizations (officials subject to screening only)	436	415	-	21	-	-	21
a. Financial organizations	196	188	-	8	-	-	8
b. Aircraft companies	10	9	-	1	-	-	1
c. Munitions companies	45	42	-	3	-	-	3
d. Iron and steel companies	-	-	-	-	-	-	-
e. Heavy industries companies	-	-	-	-	-	-	-
f. Chemical companies	33	32	-	1	-	-	1
g. Trans. companies	26	24	-	2	-	-	2
h. Commun. companies	-	-	-	-	-	-	-
i. Mining companies	7	7	-	-	-	-	-
j. All others	119	113	-	6	-	-	6
**III Financial and Development organizations involved in Jap. expansion	-	-	-	-	389	-	389
GRAND TOTAL FOR ALL ECONOMIC CRGS.....	6,951	6,312	186	453	1,298	13	1,924

*5 of these were reinstated.
**These organizations were non-existent as such, at the time of implement. of purge program and therefore not subj. to screening.

Received From
FUKUSHIMA AM/17MAY48

17 May 1948

BALANCE SHEET (Provisional Figure)

	Rescission		Non-rescission	
May 10	14	(approved)	816	
May 14	88.		34.	88
May 17	33.		21.	33
				34
				21
				64
Total	135		871	240
Undecided cases	64.			14
Grand Total	1070			254?

JG's 2nd draft of Prime Minister's recommendations

23 April 1948

GENERAL HEADQUARTERS
SUPREME COMMANDER FOR THE ALLIED POWERS
Government Section

23 April 1948

MEMORANDUM FOR CHIEF, GOVERNMENT SECTION

SUBJECT: Results of Purge Directive of 4 January 1946 (SCAPIN 550)

I. POLITICAL PURGE

A. War criminals, members of military and naval high command, commissioned officers of the gendarmerie (Kempei) and all officers of the army and navy who have been active exponents of militaristic nationalism and aggression:

1.	War criminals	70	
2.	Career Army Officers	50,850	
3.	Career Navy Officers	21,764	
4.	Gendarmerie (Kempei)	39,555	
5.	Chiefs of ex-service men's associations, local branches	38,979	
6.	Officers of Tokumu Kikan and Tokumu Bu and other secret military and naval police agencies	891	
7.	Chokunin-rank officials in War and Navy Ministries	145	152,254

B. Persons who have been influential members of the Imperial Rule Assistance Political Society, the Political Society of Great Japan, and of ultranationalistic, terroristic, or secret patriotic societies, their affiliates and agencies:

1.	Imperial Rule Assistance Association	18,277	
2.	Imperial Rule Assistance Youth Association	16,071	
3.	Council for Establishing Imperial Rule Assistance Political Societies	572	
4.	Political Society of Great Japan and affiliates and agencies of the above	138	
5.	Influential members of ultranationalistic, terroristic and secret patriotic societies	4,530	39,588

C. Other active exponents of militaristic nationalism and aggression in the political field:

1.	State Ministers other than war criminals	49	
2.	Governors of occupied areas	56	
3.	Policy-making officials in organizations whose paramount purpose was the financing of war production or the mobilization and exploitation of financial resources in colonial or Japanese-occupied territories	475	
4.	Important special higher police, thought-control police and procurators and Tojo-recommended candidates in the 1942 Diet election and individual militarists	3,468	4,048
	Total undesirable personnel removed and excluded from government service (of whom 5,248 were removed from public office and 190,642 were excluded)		195,890

II. ECONOMIC PURGE (Pursuant to JCS 1380/15, Paragraphs 23 and 40)

A. Persons who held key positions of high responsibility and influence in commerce, industry, finance, and agriculture.

1.	Removed from such key positions	256	
2.	Resigned from such key positions in anticipation of removal	949	
3.	Barred from such key positions	268	1,473

III. PUBLIC INFORMATION MEDIA PURGE

A. Persons who held key positions of high responsibility and influence in newspapers, magazines, motion pictures, theatrical and other public information media (of whom 136 were removed from public information media and 523 were excluded) 659

TOTAL PERSONNEL REMOVED AND EXCLUDED FROM PUBLIC SERVICE UNDER SCAPIN 550: 198,022

Extract

As of 20 March 1948

SCREENING PROGRAM

	Local Govt.	Central Govt.
Total No. of Questionnaires Received	665,561	54,076
Total No. of Questionnaires Screened	623,456	54,049
Total No. of Persons Passed	617,062	50,294
Total No. of Persons Barred*)	2,093	737
Total No. of Persons Removed*)	1,867	2,997
Total No. of Cases Pending	2,434	21
*Total No. of Persons Barred or Removed According to Category:		
Cat. "A"	5	8
"B"	308	244
"C"	110	56
"D"	1,343	218
"E"	9	41
"F"	0	2
"G"	1,235	1,220
Economic		483
FIM		167
Butokukai		424
Others		146
"Compound"	69	47
"Demob."	883	984
Ex-Officers retained in Ministries		914

-45

GENERAL HEADQUARTERS
FAR EAST COMMAND

APO 500
27 February 1948

AG 091 (27 Feb 48)GS

SUBJECT: Purge Statistics, Including Forecasts

TO: The Adjutant General, Dept. of the Army
Washington 25, D.C.
(Attn: Civil Affairs Division)

1. Reference: Ltr. Dept of Army, Wash., D.C. AGAO-S 014 Japan, (26 Jan 48) CSCAD: subject, "Purge Statistics, Including Forecasts," dated 2 Feb 1948.

2. Inclosed herewith are available purge statistics and forecasts as requested in Series I.

3. Since the information requested in Series II has never been required, purge statistics have never been compiled in accordance with subdivisions comparable to A,B,C and D of that Series. Generally, however, it may be said that every person found subject to the purge directive by virtue of the position held actively supported the policies leading to war and aggression and none were able to present satisfactory proof to the contrary, although all had full opportunity to do so.

4. Throughout the administration of the purge operation, it has been the concept here that the persons to be removed and excluded from important positions in government and business should be the policy-makers rather than the technicians. Accordingly, the detailed criteria included in the Japanese Government's implementing ordinances and the actual operation of the purge were such that none other than persons who had made or influenced policy in government or in business in the direction of war would be affected thereby. To this end, if any individual occupying a position classified under the criteria as policy-making was able to show that he was not in fact a policy-maker or that he opposed the policies leading to war and aggression, he was exempt from the provisions of the purge. Full opportunity to secure such exemption was afforded both in the initial screening and the appeal. In addition, with due regard to the critical economic condition of Japan, temporary exemptions or extensions were granted to individuals where a showing was made that the continued services of such individuals were essential to the efficient operation of enterprises important to national economic recovery.

5. At various stages of this operation the fear has been expressed in certain quarters that the removal of important individuals from the

660-A

economy would adversely affect the operating efficiency of business concerns, retard economic recovery, and increase the burden on the taxpayers of the United States. Statistics of production and trade during the last six months have failed to bear out this fear. In fact, evidence has come to the attention of this Headquarters that the removal of old leaders has, by permitting younger and more vigorous executives to assume more important positions, created a healthier and sounder base for the future Japanese economy.

FOR THE COMMANDER-IN-CHIEF:

1 Incl:
Purge Statistics and
Estimates, in quadruplicate.

A. J. REHE
Major AGD
Asst. Adj. Gen.

BASIC: Ltr. Dept. of Army, Wash., D.C. AGAO-S 014 Japan, (26 Jan 48) OSCAD; subject, "Purge Statistics, Including Forecasts", dated 2 February 48.

PURGE STATISTICS AND ESTIMATES
(As of 14 February 1948)

SERIES I

a. Numbers of Persons removed and excluded (barred) from principal categories of public office listed in Imperial Ord. of 27 February 1946:

	REMOVED	BARRED
(1) Government officials and candidates for position in Government.	706	216
(2) Officials of corporations, associations and other organizations under special control of the government.	139	0
	845	216

b. Numbers of persons removed and excluded from public office under each of the 12 categories of public office listed in Appendix II of Imperial Ord. No. 1 of 1947:

		REMOVED	BARRED
Par. 1.	National Government entity.	2,550	0
2.	National Diet	20	204
3.	Commissioners or committees (of prefectural level or above) etc.	339	1
4.	To, Do, Fu or Ken (metropolis, territory or prefecture)		
5.	City, town or village or "Town and Village Association.	779	997
6.	Special companies, banks, etc. in which the Government is the largest stockholder.	33	0
7.	Companies and organizations to be designated under Temporary Supply and Adjustment Law	5	0
8.	Organizations established under special legislation, subsidized organizations, other organizations serving for the public benefit.	1,320	118

BASIC: Ltr. Dept. of Army, Wash., D.C. AGAO-S 014 Japan,(26 Jan 48)
CSCAD: subject: "Purge Statistics, Including Forecasts", dated
2 February 48.

Purge Statistics and Estimates – Contd.

		REMOVED	BARRED
Par. 9.	Information media organizations.	151	2
10.	Political parties and members in Diet and branches and organizations affected by Imperial Ord. 101 of 1946.	12	1
11.	Influential companies, financial institutions, and other economic organizations.	246	4
12.	Influential companies, financial institutions, and other economic organizations not listed in Par. 11.	16	1
		5,471	1,328

c. Numbers of persons removed and excluded from public office under each of the 7 categories and principal sub-categories listed in Appendix I of Cabinet and Home Ministry Ordinance of Feb. 27, 1946 and Appendix I of Imperial Ord. No. 1 of 1947:

		REMOVED	BARRED
(1) Cabinet and Home Ministry Ordinance of 27 Feb. 1946. (Including Cabinet Announcements of 10 Mar. 46 and 16 April 46).			
Category A		29	7
B		231	58
Career army officers	- 165		
Career navy officers	- 116		
Chokunin rank officials in War or Navy Ministries.	- 8		
C		4	9
D		106	26
E		49	12
F		9	2
G		273	100
Economic	- 41		
Public Information Media.	- 15		
Special Higher Police, etc.	- 331		
Compound		44	11
		845	216

BASIC: Ltr. Dept of Army, Wash., D.C. AGAO-S 014 Japan. (26 Jan 48) CSCAD; subject: "Purge Statistics, Including Forecasts", dated 2 February 48.

Purge Statistics and Estimates - Contd.

		REMOVED	BARRED
(2)	Appendix I, Imperial Ord. No. 1 of 1947 (including Amendments).		
Category	A	8	2
	B	2,652	663
	Approx: Career army officers. - 1,835		
	Career navy officers, (includes Demobilization Bureaus, etc.). - 980		
	C	131	32
	D	1,026	257
	E	38	9
	F	2	0
	G	1,511	340
Compound		103	25
		5,471	1,328

d. Estimates of numbers of persons who have resigned from each category of public office to avoid possible removal:

Par. 1.	National Government entity.	1,300
2.	National Diet	470
3.	Commissioners or committees (of prefectural level or above) etc.	0
4.	To, Do, Fu or Ken (metropolis, territory or prefecture).	)
5.	City, town or village or "Town and Village Association".	) 5,000
6.	Special companies, banks, etc. in which the Government is the largest stockholder.	0
7.	Companies and organizations to be designated under Temporary Supply and Adjustment Law.	0
8.	Organizations established under special legislation, subsidized organizations, other organizations serving for the public benefit.	2,000
9.	Information media organizations.	250

BASIC: Ltr. Dept. of Army, Wash., D.C. AGAO-S 014 Japan, (26 Jan 48)
CSCAD: subject: "Purge Statistics, Including Forecasts",
dated 2 February 48.

Purge Statistics and Estimates - Contd.

Par. 10. Political parties with members in Diet and branches and organizations affected by Imperial Ord. 101 of 1946.	200
11. Influential companies, financial institutions, and other economic organizations.	)
12. Influential companies, financial institutions, and other economic organizations not listed in Par. 11.	450
	9,670

e. Estimate of numbers of persons in each category of undesirable persons who have been or will be excluded under provisional purge prescribed by Cabinet Ordinance No. 119, July 1, 1947:

Category A	0
B	129,315
C	3,356
D	822
E	0
F	44
G	83,480
	217,017

f. Total numbers of persons removed and excluded from public office to date:

	REMOVED	BARRED
1946 (Screened)	845	216
1947 (Screened)	5,471	1,328
(Purged thru provisional designation)		152,491
	6,316	154,035

0 0

SECRET

COPY

GENERAL HEADQUARTERS
FAR EAST COMMAND

APO 500
27 February 1948

AG 091 (27 Feb 48)GS

SUBJECT: Purge Statistics, Including Forecasts

To: The Adjutant General, Dept. of the Army
Washington, 25, D.C.
(Attn: Civil Affairs Division)

1. Reference: Ltr. Dept of Army, Wash., D.C. AGAO-S C14 Japan, (26 Jan 48) CSCAD: subject, "Purge Statistics, Including Forecasts," dated 2 Feb 1948.

2. Inclosed herewith are available purge statistics and forecasts as requested in Series I.

3. Since the information requested in Series II has never been required, purge statistics have never been compiled in accordance with subdivisions comparable to A,B,C and D of that Series. Generally, however, it may be said that every person found subject to the purge directive by virtue of the position held actively supported the policies leading to war and aggression and none were able to present satisfactory proof to the contrary, although all had full opportunity to do so.

4. Throughout the administration of the purge operation, it has been the concept here that the persons to be removed and excluded from important positions in government and business should be the policy-makers rather than the technicians. Accordingly, the detailed criteria included in the Japanese Government's implementing ordinances and the actual operation of the purge were such that none other than persons who had made or influenced policy in government or in business in the direction of war would be affected thereby. To this end, if any individual occupying a position classified under the criteria as policy-making was able to show that he was not in fact a policy-maker or that he opposed the policies leading to war and aggression, he was exempt from the provisions of the purge. Full opportunity to secure such exemption was afforded both in the initial screening and the appeal. In addition, with due regard to the critical economic condition of Japan, temporary exemptions or extensions were granted to individuals where a showing was made that the continued services of such individuals were essential to the efficient operation of enterprises important to national economic recovery.

SECRET