



瀬



IMAZU RIVER

HONTANI

IMAZU

MURANOKE

KURUMA

URAGAHAMA

IWAKUNI STATION

SHINMINATO

TEIZING

IWAKUNI-HARBOR

INLAND-SEA

内

戸

瀬









Remarks

- 域 1st area for expansion
- 域 2nd area for expansion
- 域 3rd area for expansion
- 域 Finished area

海







記号	Remarks
	第一期擴張區域 <i>1st area for expansion</i>
	第二期擴張區域 <i>2nd area for expansion</i>
	第三期擴張區域 <i>3rd area for expansion</i>
	既設區域 <i>Finished area</i>



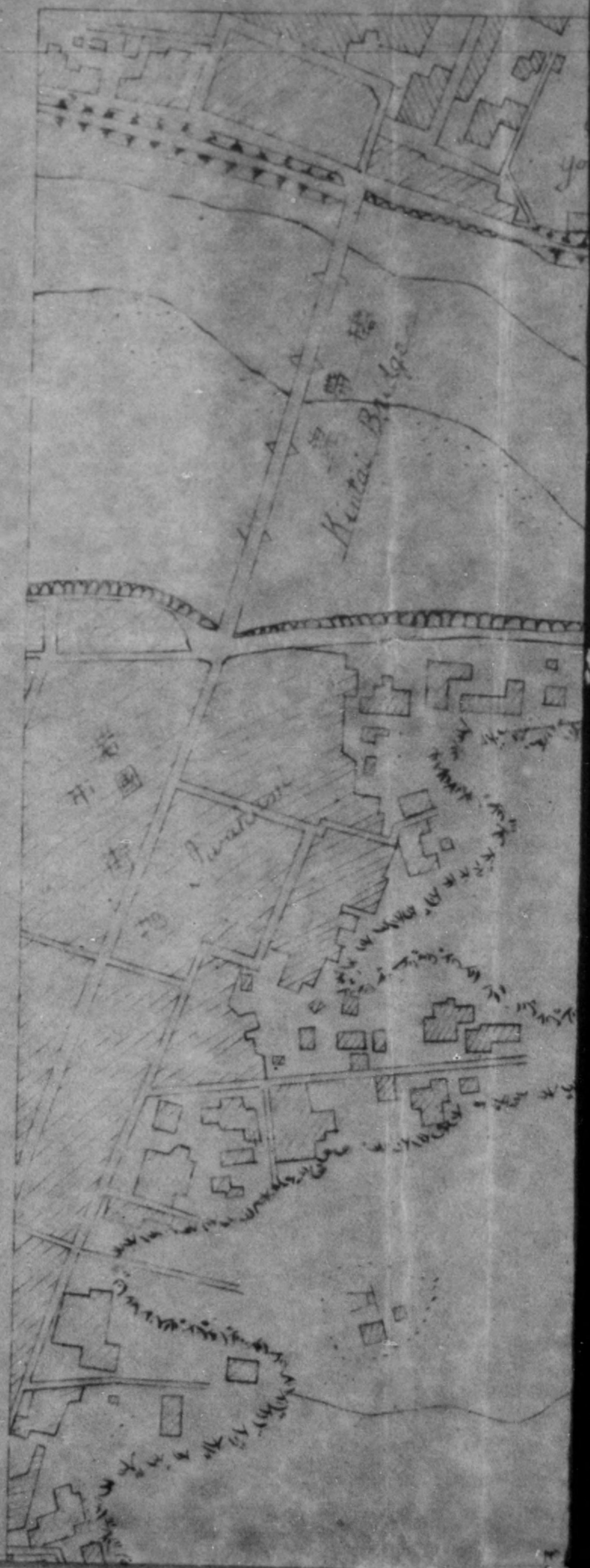
海

記号		Remarks
	第一期擴張區域	1st area f
	第二期擴張區域	2nd area f
	第三期擴張區域	3rd area f
	既設區域	Finished

元陸軍燃料廠水道水源地見取圖

縮尺三千分之

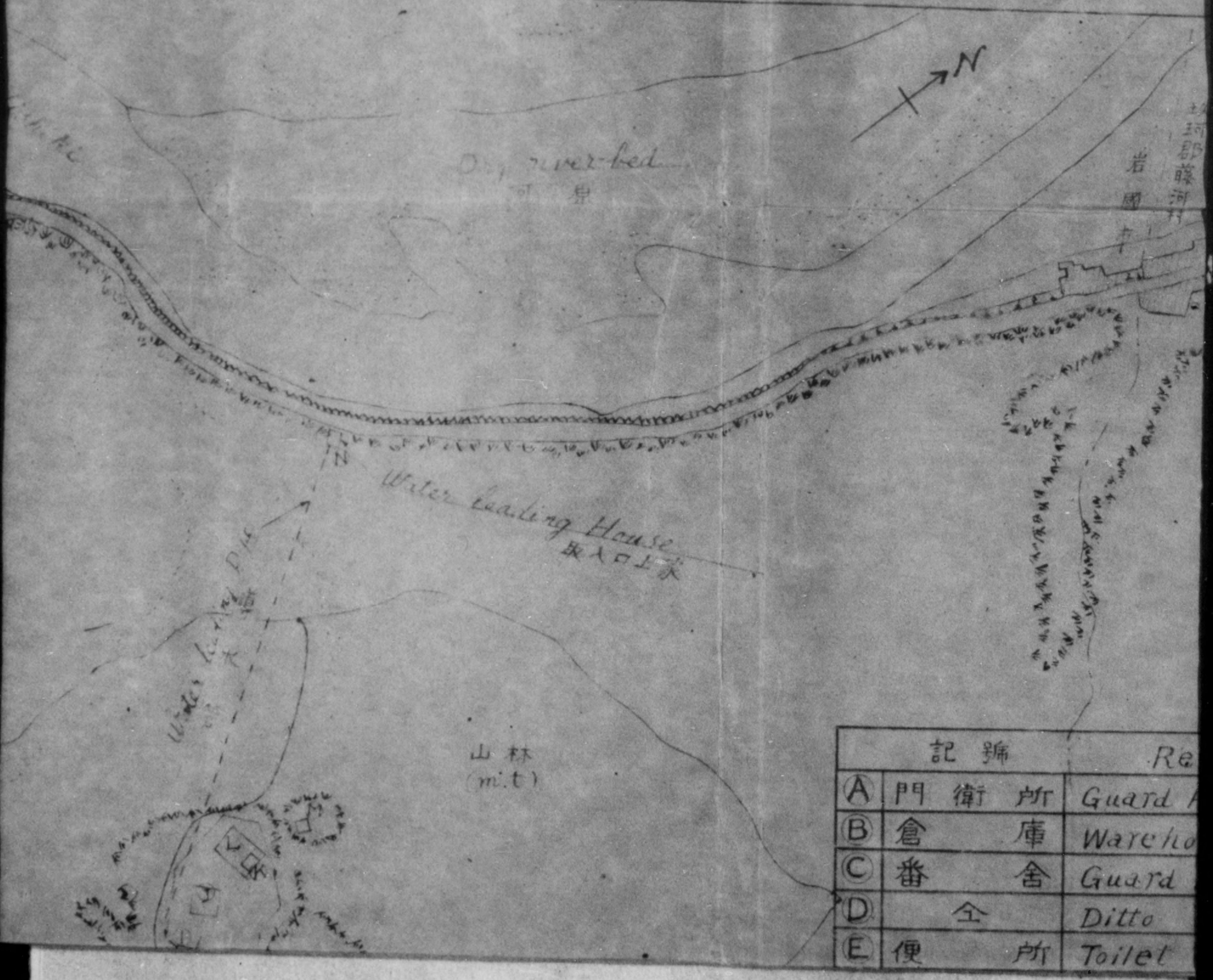




Sketch showing the

FX Iwakuni

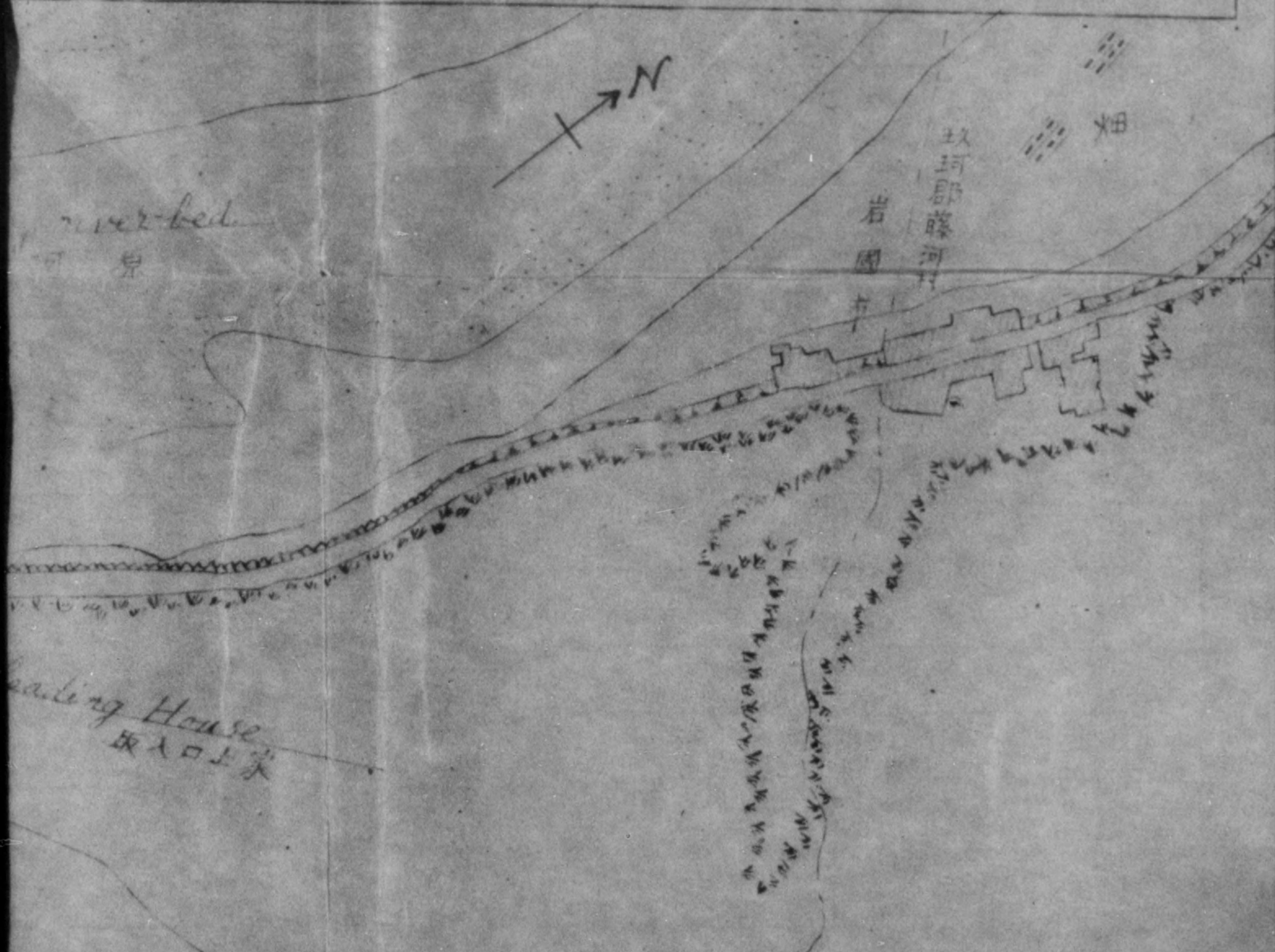
Sketch showing the Source of the Water
of
EX Iwakuni Army Fuel Depot



	記號	Re
(A)	門衛所	Guard
(B)	倉庫	Wareho
(C)	番舍	Guard
(D)	全	Ditto
(E)	便所	Toilet

(No. 1)

Showing the Source of the Water-Works
of
Iwakuni Army Fuel Depot



記 號		Remarks
A	門 衛 所	Guard House
B	倉 庫	Warehouse
C	番 舍	Guard House
D	全	Ditto
E	便 所	Toilet

林 (mit)

縮尺三千分之一



Machine Location at Water


Kamin'shimi Iwak

岩國市上錦


45-5 水源地機

Ⓚ Medicine Filling Room
注薬室

Ⓝ Water
取



Ⓛ Venturi Meter Room
ベンチュリメーター室



Ⓜ Sand Pump Room
サンド唧筒室



Machine Location at Water Source Station

Kamin'shimi Iwakuni

Scale 1/200

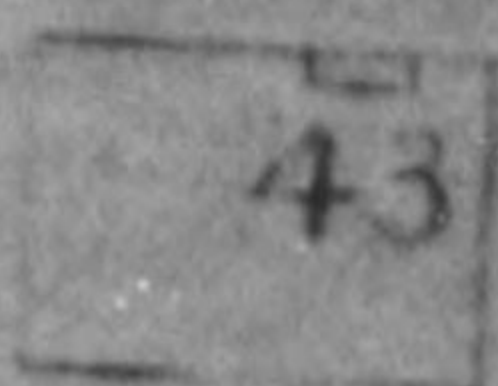
岩國市上錦見

水源地位機械位置圖


縮尺 1/200

Control Room
室

(N) Water Leading House
取入口上家

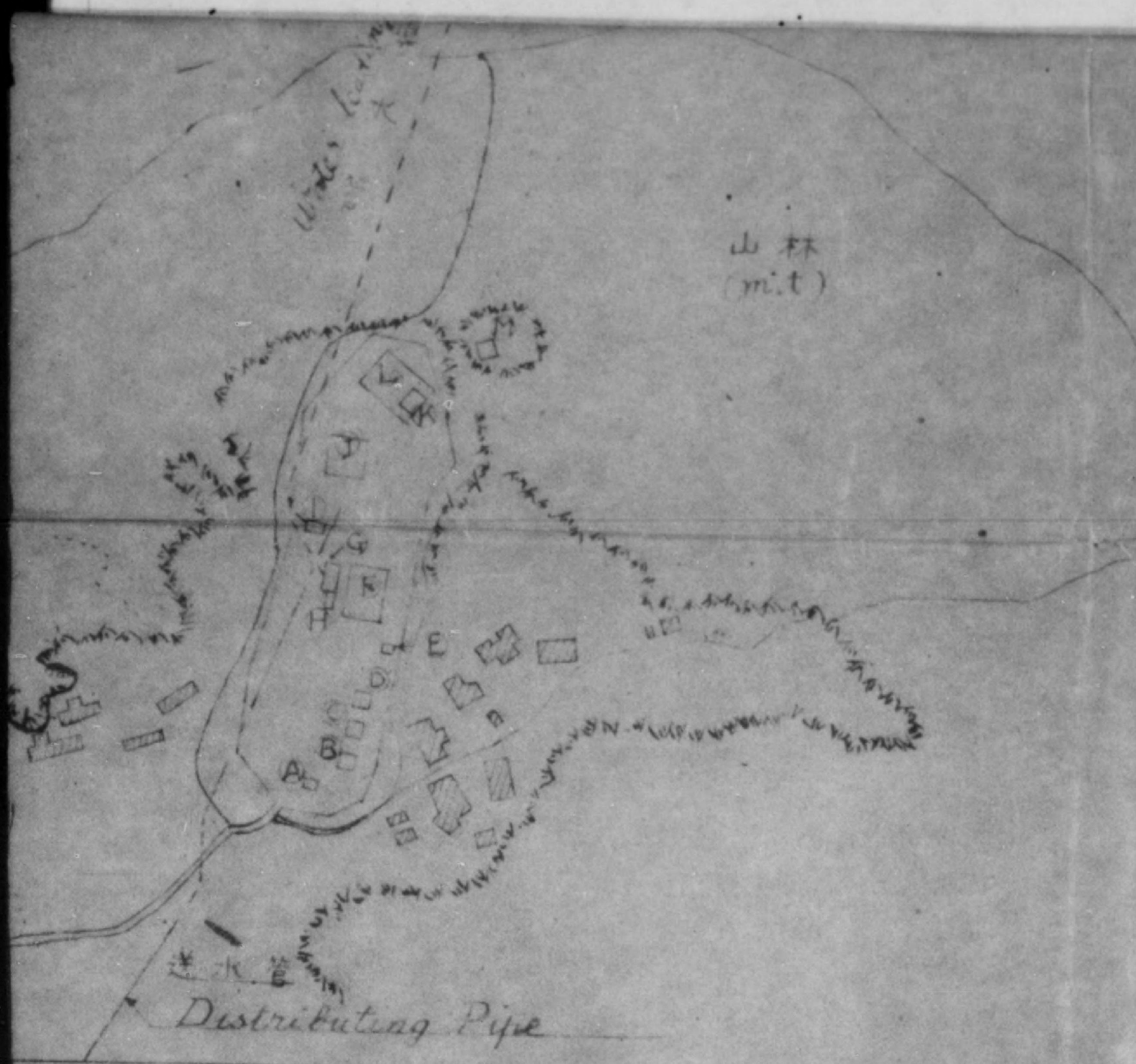


(D) Venturi Meter Room
ベンチュリメーター室



(H) Sand Pump Room
サンド唧筒室

Code No	
50	(1)
"	(2)
"	(3)
"	(4)



記號		R
A	門衛所	Guard
B	倉庫	Wareh
C	番舍	Guard
D	全	Ditto
E	便所	Toilet
F	唧筒室	Pump
G	集水井	Water
H	サンド唧筒室	Sand
I	ベンチュリメーター室	Ventur
J	濾過室	Filteri
K	注藥室	Medici
L	沈澱池	Settlin
M	見張所	Watch
N	取入口上家	Water

ase Station

Scale 1/200

位置圖

縮尺 1/200

ding House
上家

List of Machineries

Code No	Name of Machine	Code No	Name
58 (1)	Switch board	58 (30)	Filter OP
" (2)	Ditto	" (31)	Ditto
" (3)	High Voltage switch board	" (32)	Ditto
" (4)	Ditto	" (33)	Ditto

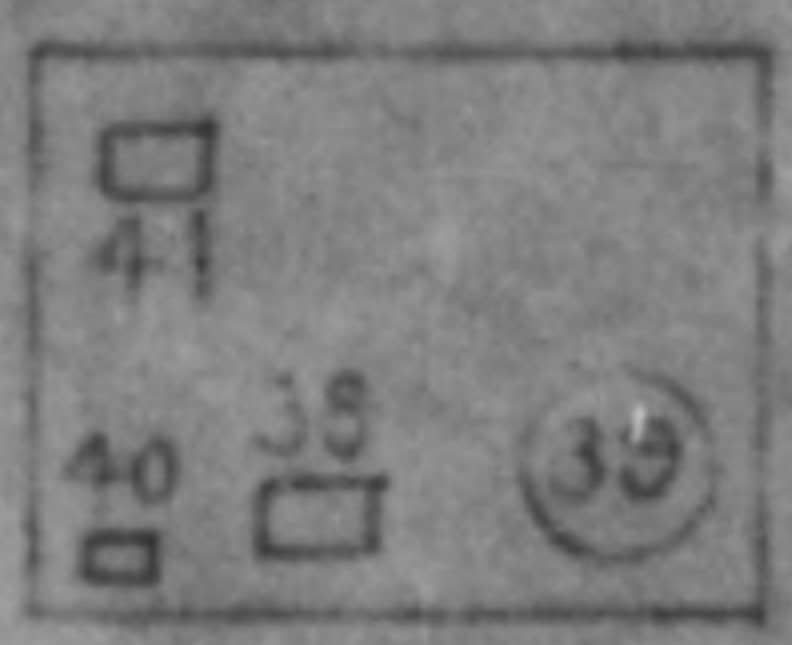
記 號	Remarks
A 門 衛 所	Guard House
B 倉 庫	Warehouse
C 番 舍	Guard House
D 全	Ditto
E 便 所	Toilet
F 唧 筒 室	Pump Room
G 集 水 井	Water-gathering pond
H サンド唧筒室	Sand Pump Room
I ベンチュリメーター室	Venturi Meter Room
J 濾 過 室	Filtering Room
K 注 藥 室	Medicine Filling Room
L 沈 澱 池	Settling-pond
M 見 張 所	Watch House
N 取 入 口 上 家	Water Leading House

200

List of Machineries


No	Name of Machine	Code No	Name of Machine
1)	Switch board	58 (30)	Filter Operations Machine
2)	Ditto	" (31)	Ditto
3)	High Voltage switch board	" (32)	Ditto
4)	Ditto	" (33)	Ditto

注 藥 室




取入口

① Venturi Meter Room
ベンチュリーメーター室



④ Sand Pump Room
サンド唧筒室


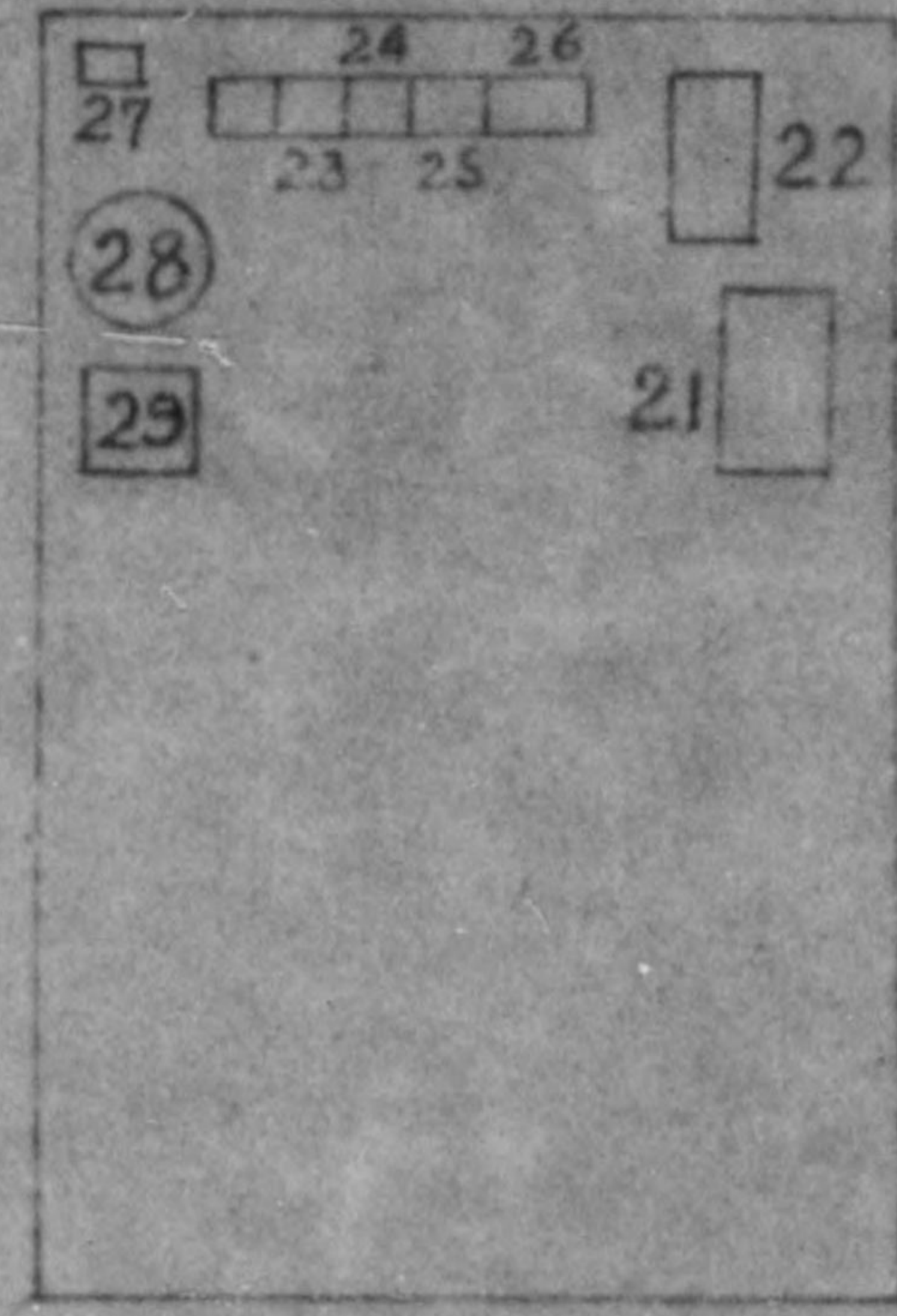


Transformer
變 壓 器



- 50 □ □ 49
- 51 □ □ 48
- 52 □ □ 47

- 46
- 45
- 44

⑤ Filtering Room
濾 過 室

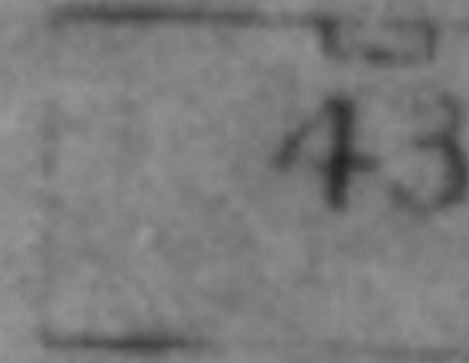
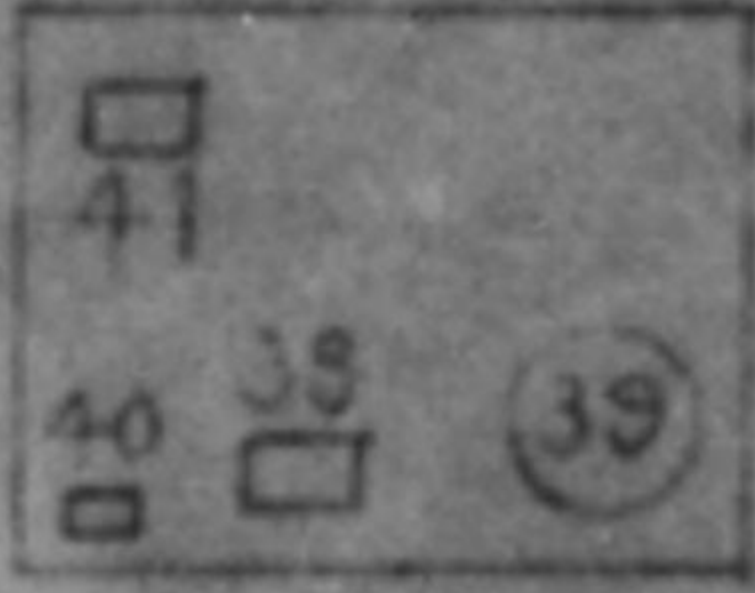


⑥ Pump Room
唧 筒 室




注 薬 室

取 入 口 上 家



I Venturi Meter Room
ベンチュリメーター室



H Sand Pump Room
サンド唧筒室


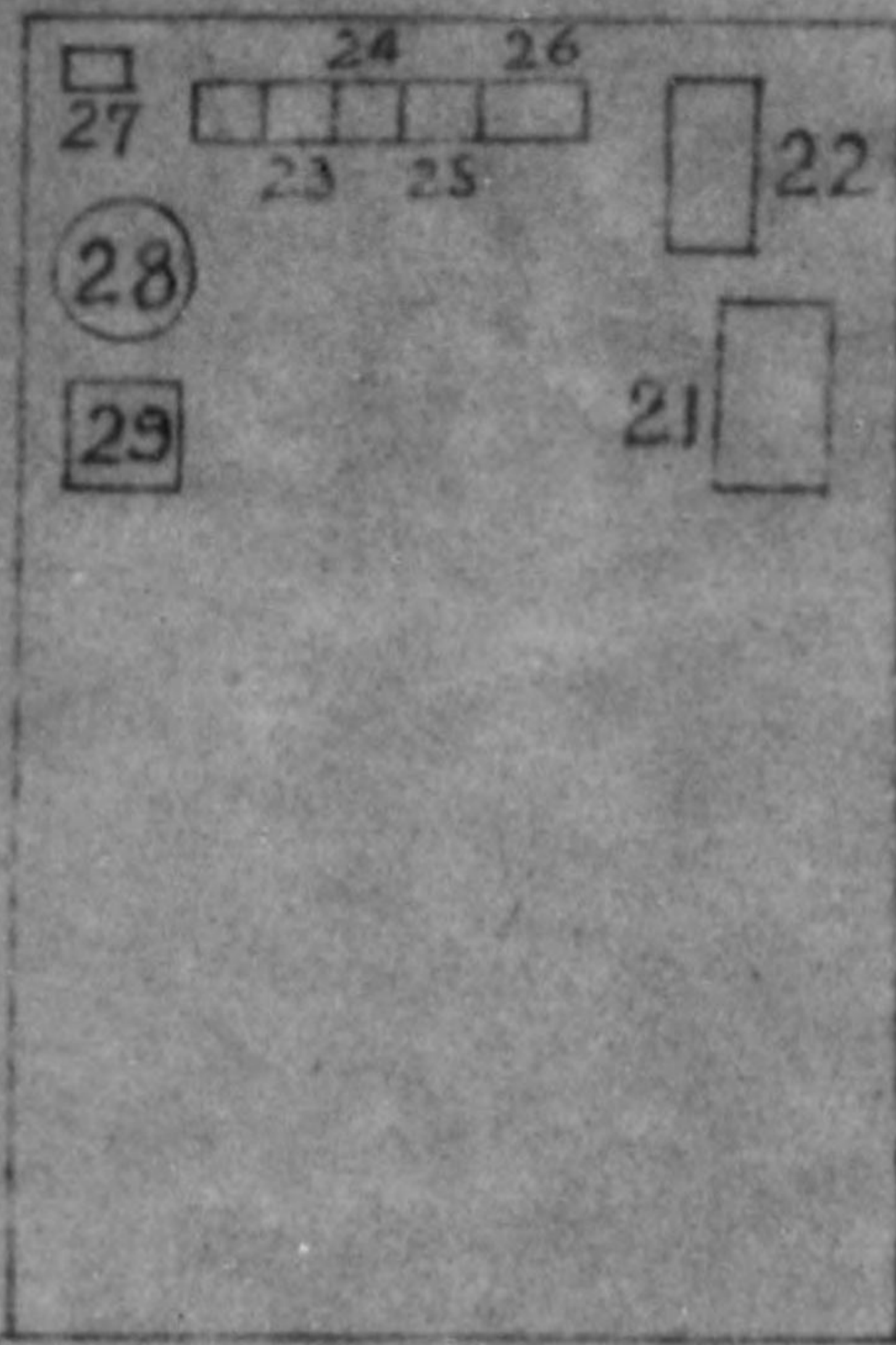


Transformer

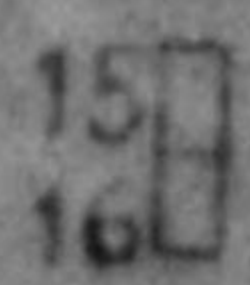
變 壓 器



J Filtering Room
濾 過 室



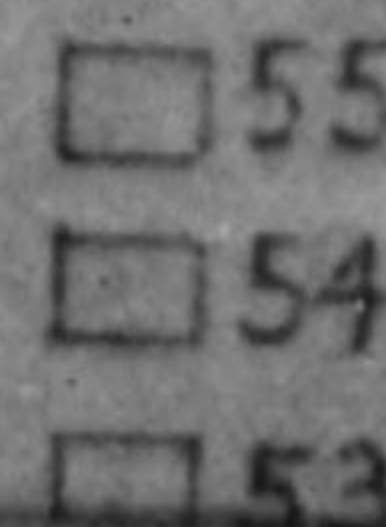
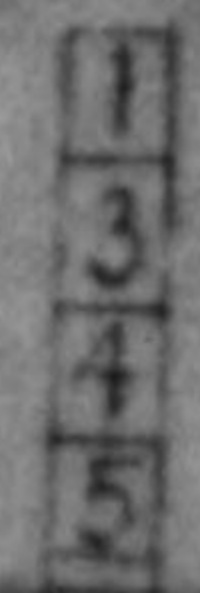
F Pump Room
唧 筒 室



9

8

7



43

List of Machineries

Code No	Name of Machine	Code No	Name
58 (1)	Switch board	58 (30)	Filter
" (2)	Ditto	" (31)	Ditto
" (3)	High Voltage switch board	" (32)	Ditto
" (4)	Ditto	" (33)	Ditto
" (5)	Ditto	" (34)	Ditto
" (6)	Automatic startboard	" (35)	Ditto
" (7)	Turbine Pump	" (36)	Ditto
" (8)	Ditto	" (37)	Ditto
" (9)	Ditto	" (38)	Pisto
" (10)	Diesel Engine	" (39)	Medi Aita
" (11)	Ditto	" (40)	Auton
" (12)	Ditto	" (41)	Shat
" (13)	Switch board	" (42)	Vent
" (14)	National Pump	" (43)	Limit
" (15)	Switch board	" (44)	Trans
" (16)	Ditto	" (45)	Ditto
" (17)	Turbine Pump	" (46)	Ditto
" (18)	Ditto	" (47)	Ditto
" (19)	Automatic starter	" (48)	Ditto
" (20)	Motor Driven Pump	" (49)	Ditto
" (21)	Centrifugal Pump	" (50)	Ditto
" (22)	Blower	" (51)	Ditto
" (23)	Automatic Starter Penel	" (52)	Ditto

33

37

5
4
3

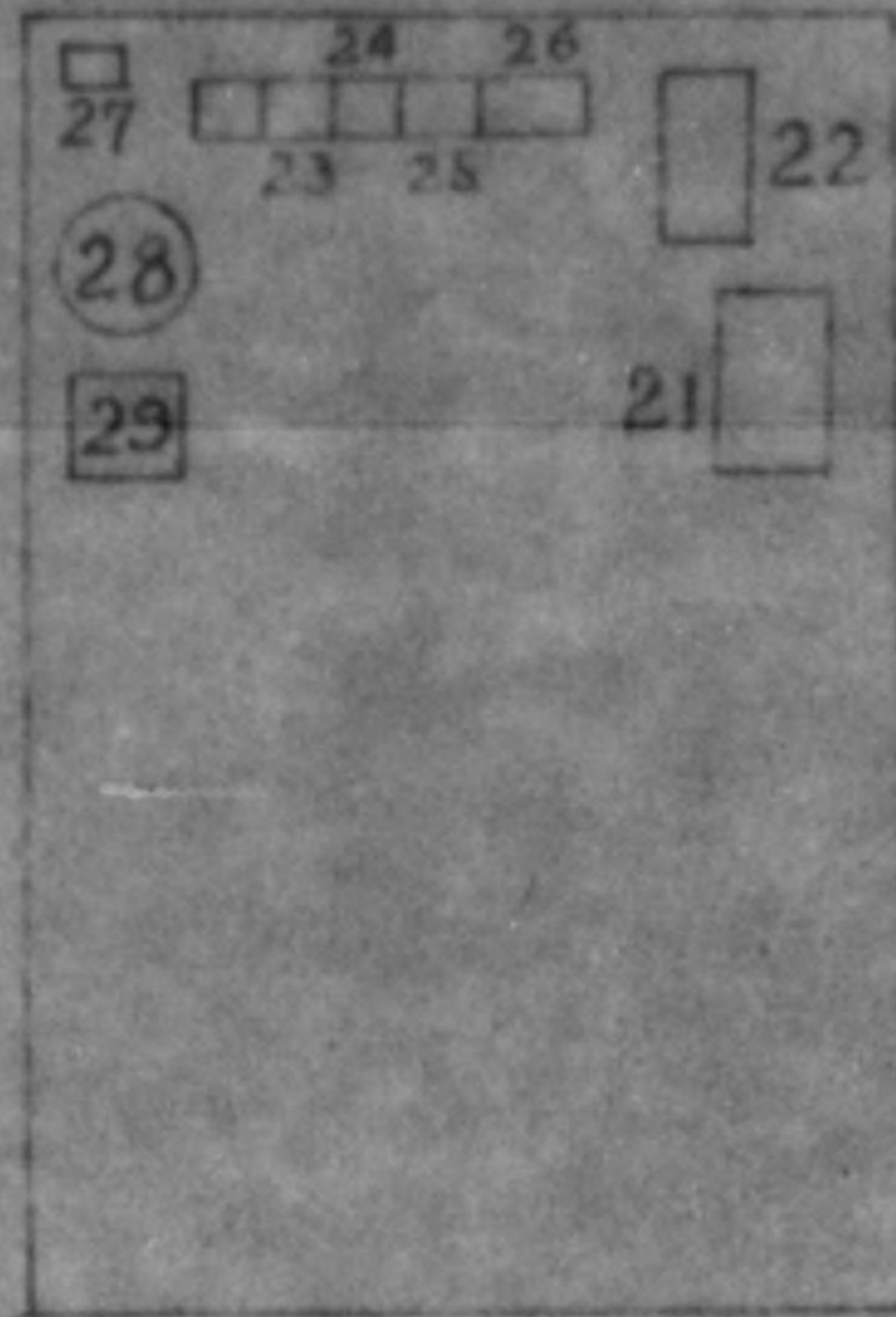
List of Machineries

No	Name of Machine	Code No	Name of Machine
(1)	Switch board	58 (30)	Filter Operations Machine
(2)	Ditto	" (31)	Ditto
(3)	High Voltage Switch board	" (32)	Ditto
(4)	Ditto	" (33)	Ditto
(5)	Ditto	" (34)	Ditto
(6)	Automatic start board	" (35)	Ditto
(7)	Turbine Pump	" (36)	Ditto
(8)	Ditto	" (37)	Ditto
(9)	Ditto	" (38)	Piston Pump
(10)	Diesel Engine	" (39)	Medicine Filling Aerator
(11)	Ditto	" (40)	Automatic Starter
(12)	Ditto	" (41)	Shatter Machine
(13)	Switch board	" (42)	Venturi-Meter
(14)	National Pump	" (43)	Limit Switch (for Valve)
(15)	Switch board	" (44)	Transformer
(16)	Ditto	" (45)	Ditto
(17)	Turbine Pump	" (46)	Ditto
(18)	Ditto	" (47)	Ditto
(19)	Automatic starter	" (48)	Ditto
(20)	Motor Driven Pump	" (49)	Ditto
(21)	Centrifugal Pump	" (50)	Ditto
(22)	Blower	" (51)	Ditto
(23)	Automatic Starter Panel	" (52)	Ditto

50 □ □ 49
51 □ □ 48
52 □ □ 47

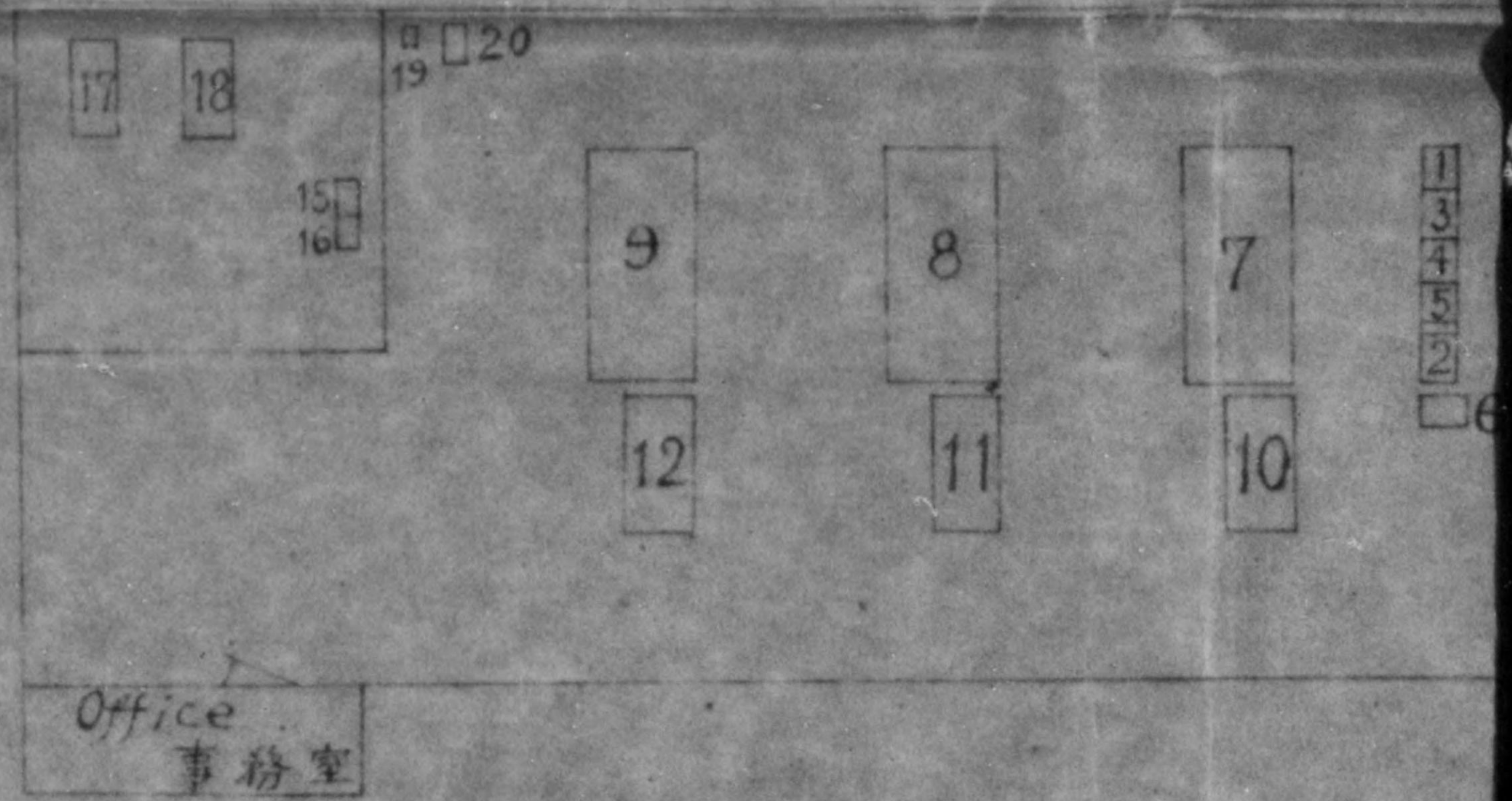
□ 46
□ 45
□ 44

J Filtering Room
濾過室



30	31	32
34	35	36

F Pump Room
唧筒室



56


Office
事務室

49
 48
 47

J Filtering Room
濾過室



F Pump Room
唧筒室



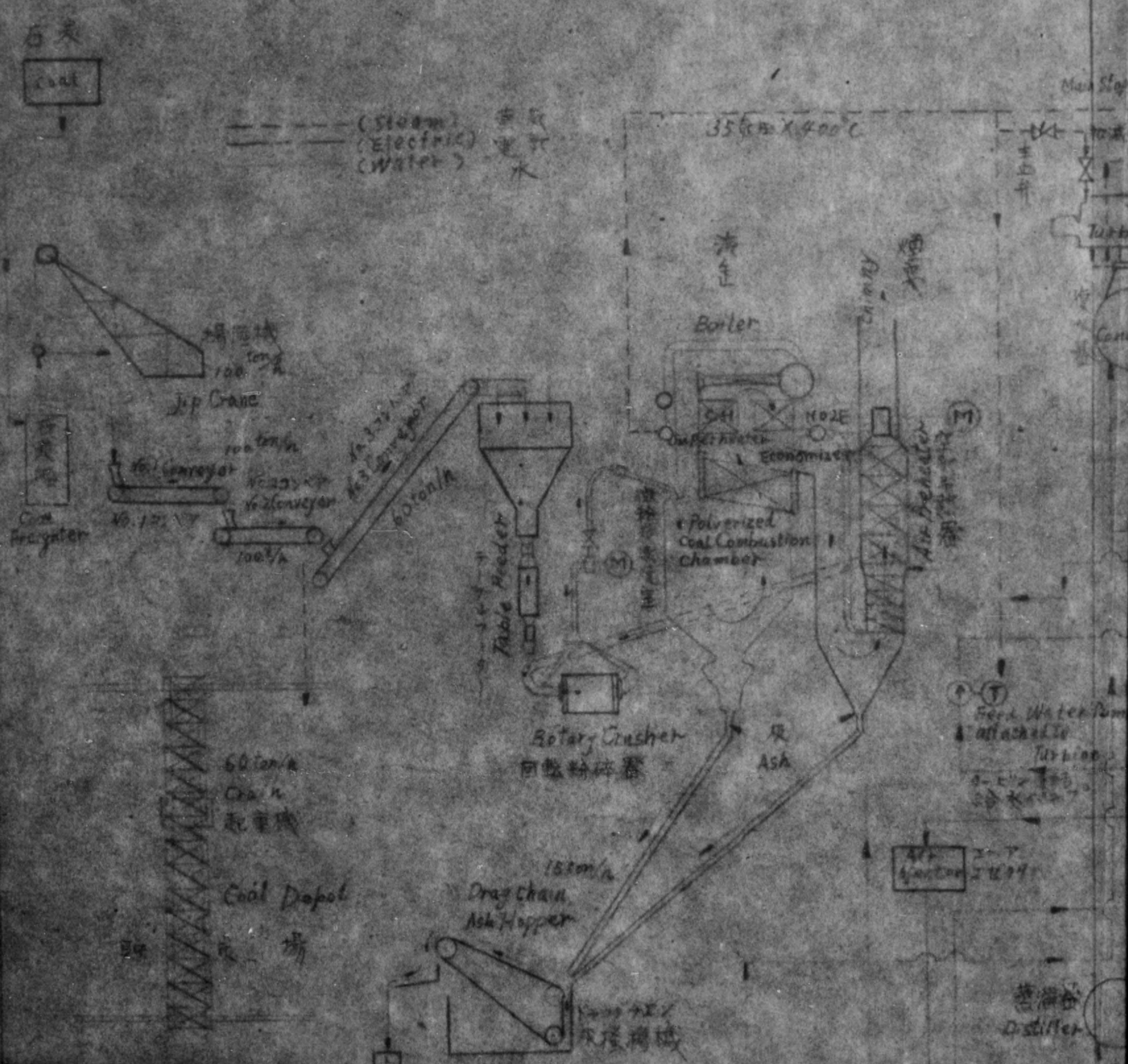
"	(7)	Turbi
"	(8)	Ditt
"	(9)	Ditt
"	(10)	Dies
"	(11)	Ditt
"	(12)	Ditt
"	(13)	Swit
"	(14)	Nat
"	(15)	Swit
"	(16)	Ditt
"	(17)	Turb
"	(18)	Ditt
"	(19)	Aut
"	(20)	Moto
"	(21)	Cen
"	(22)	Blow
"	(23)	Autom for Air
"	(24)	Ditt
"	(25)	Ditt
"	(26)	Autom for Air
"	(27)	Pist
"	(28)	Ditt
"	(29)	Water

"	(7)	Turbine Pump	"	(36)	Ditto
"	(8)	Ditto	"	(37)	Ditto
"	(9)	Ditto	"	(38)	Piston P
"	(10)	Diesel Engine	"	(39)	Medicine Airtank
"	(11)	Ditto	"	(40)	Automati
"	(12)	Ditto	"	(41)	Shatter
"	(13)	Switch board	"	(42)	Venturi
"	(14)	National Pump	"	(43)	Limit Swit
"	(15)	Switch board	"	(44)	Transfor
"	(16)	Ditto	"	(45)	Ditto
"	(17)	Turbine Pump	"	(46)	Ditto
"	(18)	Ditto	"	(47)	Ditto
"	(19)	Automatic starter	"	(48)	Ditto
"	(20)	Motor Driven Pump	"	(49)	Ditto
"	(21)	Centrifugal Pump	"	(50)	Ditto
"	(22)	Blower	"	(51)	Ditto
"	(23)	Automatic Starter Panel for Alternative Motor	"	(52)	Ditto
"	(24)	Ditto	"	(53)	Ditto
"	(25)	Ditto	"	(54)	Ditto
"	(26)	Automatic Starter Panel for Alternative Motor	"	(55)	Ditto
"	(27)	Piston Pump	"	(56)	F. O. W.
"	(28)	Ditto			
"	(29)	Water Pressure Tank			

(7)	Turbine Pump	"	(36)	Ditto
(8)	Ditto	"	(37)	Ditto
(9)	Ditto	"	(38)	Piston Pump
(10)	Diesel Engine	"	(39)	Medicine Filling Aid
(11)	Ditto	"	(40)	Automatic Starter
(12)	Ditto	"	(41)	Shatter Machine
(13)	Switch board	"	(42)	Venturi-Meter
(14)	National Pump	"	(43)	Limit Switch (for Valve)
(15)	Switch board	"	(44)	Transformer
(16)	Ditto	"	(45)	Ditto
(17)	Turbine Pump	"	(46)	Ditto
(18)	Ditto	"	(47)	Ditto
(19)	Automatic starter	"	(48)	Ditto
(20)	Motor Driven Pump	"	(49)	Ditto
(21)	Centrifugal Pump	"	(50)	Ditto
(22)	Blower	"	(51)	Ditto
(23)	Automatic Starter Panel for Alternative Motor	"	(52)	Ditto
(24)	Ditto	"	(53)	Ditto
(25)	Ditto	"	(54)	Ditto
(26)	Automatic Starter Panel for Alternative Motor	"	(55)	Ditto
(27)	Piston Pump	"	(56)	Fuel Oil Tank
(28)	Ditto			
(29)	Water Pressure Tank			

ump	"	(36)	Ditto
	"	(37)	Ditto
	"	(38)	Piston Pump
ngine	"	(39)	Medicine Filling Aerator
	"	(40)	Automatic Starter
	"	(41)	Shatter Machine
yd	"	(42)	Venturi-Meter
Pump	"	(43)	Limit Switch (for Valve)
ra	"	(44)	Transformer
	"	(45)	Ditto
ump	"	(46)	Ditto
	"	(47)	Ditto
iestarter	"	(48)	Ditto
ren Pump	"	(49)	Ditto
al Pump	"	(50)	Ditto
	"	(51)	Ditto
arter Penet ve Motor	"	(52)	Ditto
	"	(53)	Ditto
	"	(54)	Ditto
arter Panel ve Motor	"	(55)	Ditto
Pump	"	(56)	Fuel Oil Tank
ssure Tank			

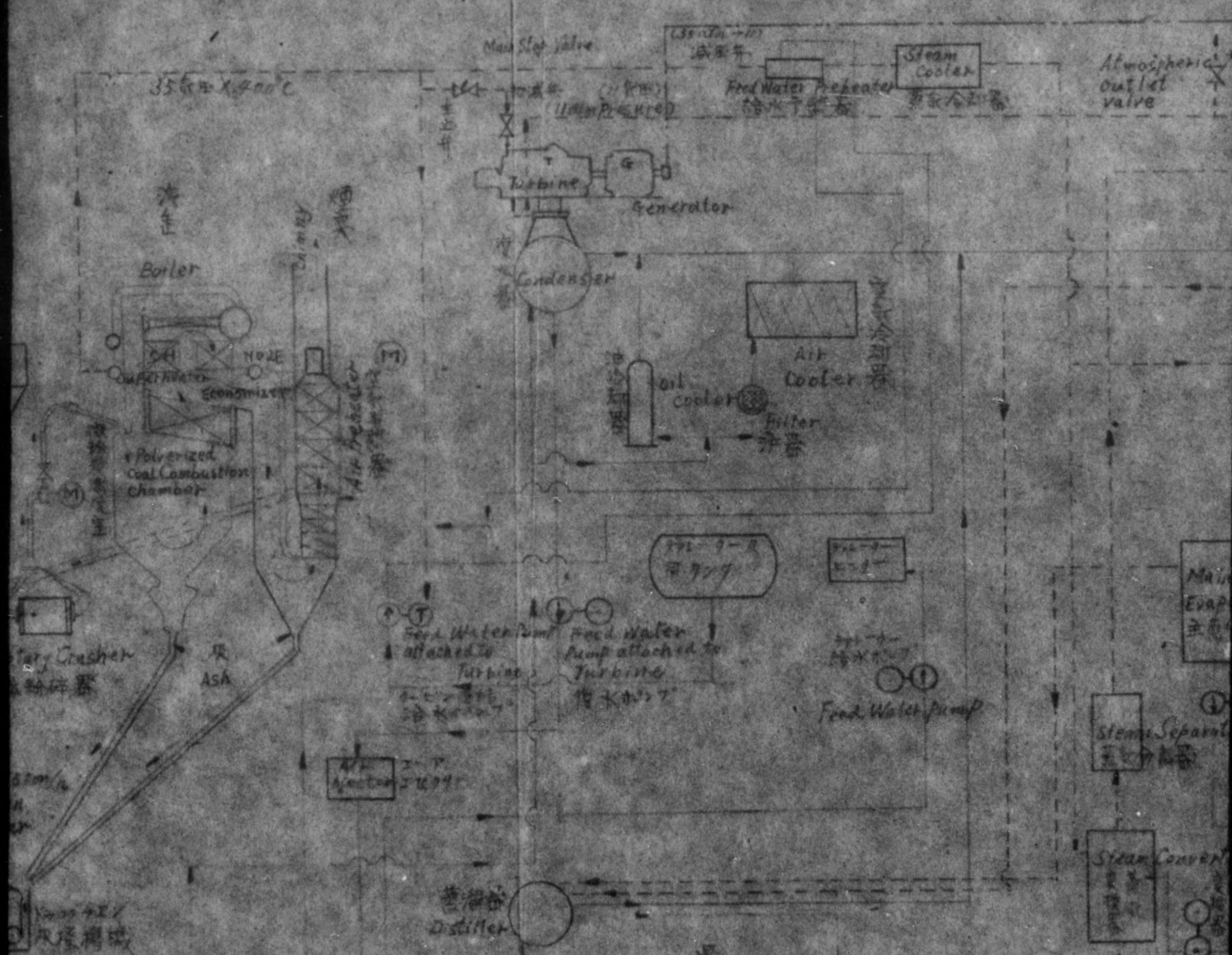
Generated Power Station Operating Diagram



Power Station Operating Diagram

Date October, 1947.

Tsuakuni Administration
of
Hiroshima Financial B

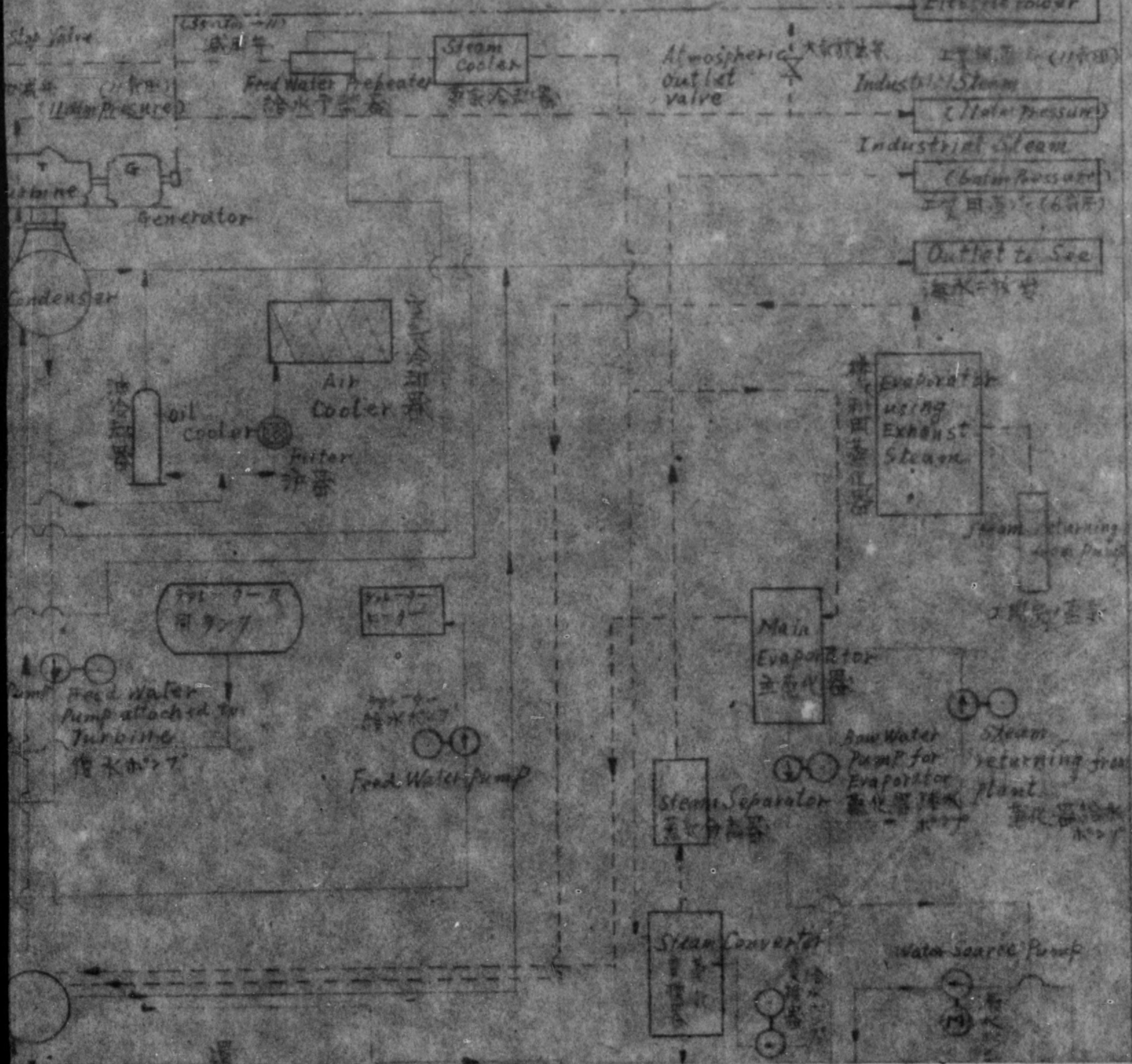


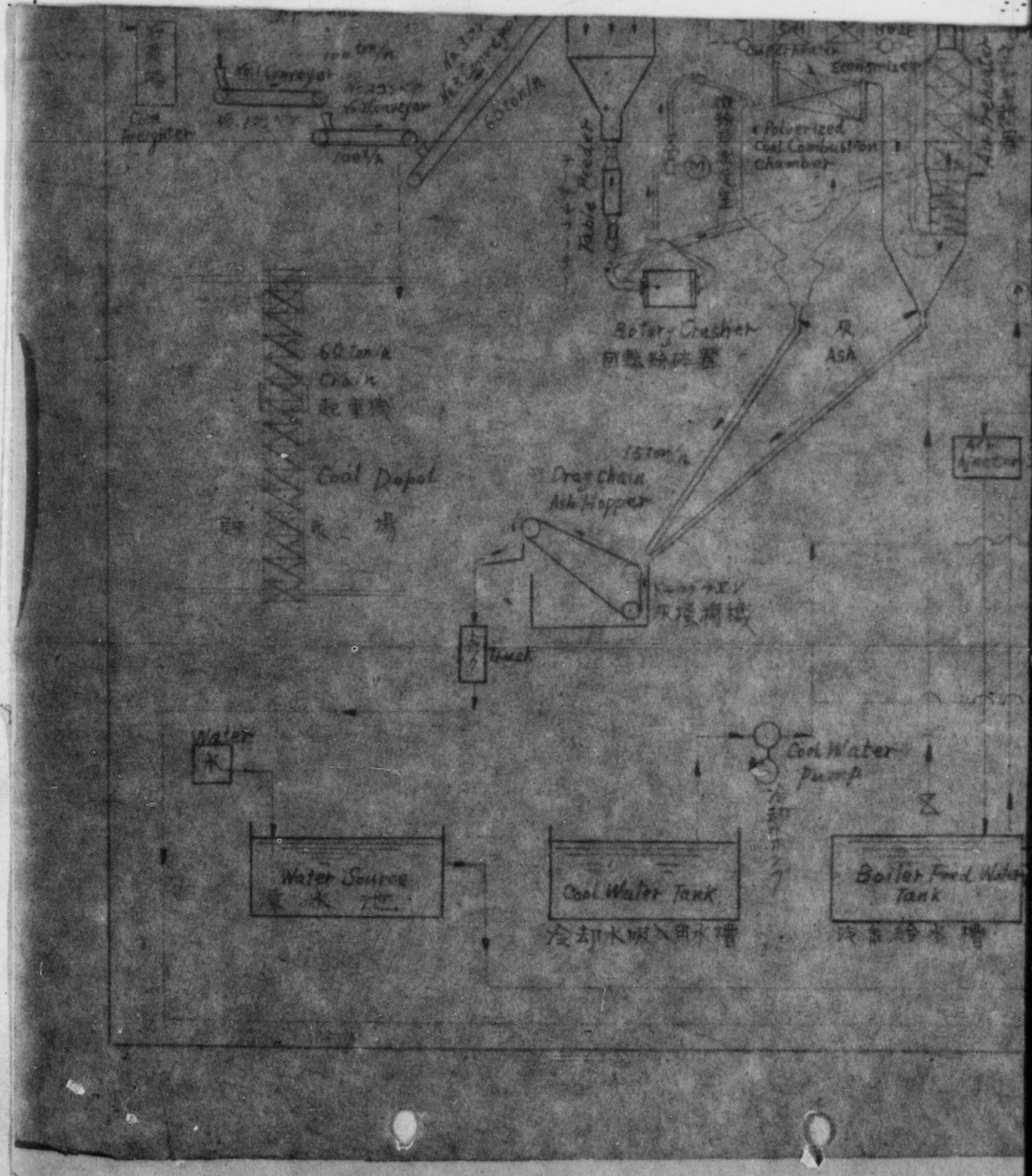
gram


Date October, 1947.


Iwakuni Administrative Agency
of
Hiroshima Financial Bureau

Electric power
3000 x 5000 x 60"









5.C.

45-5
I.C.
OUTLINE OF GENERATED POWER STATION

Iwakuni Ex-Army Fuel Depot

A. BOILER PLANT

(1) Steam Boiler:

Max. Capacity: 65 T/hr	Running Capacity: 52 T/hr
Pressure: 35 kg/cm ²	Superheat Temp.: 400° C
Coal Consumption: 9.3 T/hr (Pulverized Coal)	
Feed Water Temp.: 100° C	
Air Temp.: 25° C	
Type: Single Pass Sectional	

(2) Feed Pump:

(a) 6 Stage Turbine Pump, 500 HP Motor Driven
 (b) 6 Stage Turbine Pump, 500 HP Impulse Steam Driven

Head: 450 m Cap.: 165 T/hr.

B. TURBINE-GENERATOR PLANT

(1) Steam Turbine:

Pressure: 33 kg/sq.cm	Inlet Temp.: 385° C
Bleeding Steam: 11 kg/sq.cm	Bleeding Capacity: 53 T/hr
Revolution: 3600 RPM	

(2) Generator

Cap.: 5000 KVA	Power Factor: 0.8	Output: 4000 KW
Voltage: 3300 V		

(3) Steam Condenser:

Cap.: 17 T/hr	when vacuum 720 mm
---------------	--------------------

C. COAL CONVEYOR

(1) Unloader

Cap.: 100 T/hr	Crab Bucket: 2 T
----------------	------------------

(2) Horizontal Conveyor: 2 sets

each Cap.: 100 T/hr/	Speed: 80 m/min.
----------------------	------------------

(3) Bridge Transporter

Cap.: 60 T/hr	Crab Bucket: 1.5 T
---------------	--------------------

D. MISSING ACCESSORIES

(1) Boiler

About 95 % of meters, gauges & electrical equipments of adjustments necessary for boiling operation, are missing.

(2) Turbine Generator

About 95% of meters & gauges necessary for the operation of generator & motor of governor attached are missing.

(3) Auxiliary Equipments

About 90% of meters, gauges & motors necessary for its operation, are missing.

(4) Conveyors

Conveying belt of No. 2 Conveyor is completely missing.

(Cont'd)

(5) Electric Installation

About 90% of switchboards & panels for distribution of electric are missing.

E. STEAM PLANT, (FOR ONE TURBINE)

65 t/hr of steam will be supplied to turbine from the boiler and among them 12 t/hr of steam will be condensed and returned to the feed water tank. At 11 kg/sq.cm, 53 t/hr of steam are bled and its 50% of steam will be directly supplied to other oil refining facilities. The rest of 50% steam will be supplied to converters as heated steam. Hence, 53 t/hr of steam at 6 kg/sq.cm will be evaporated and 36 t/hr will be supplied to factories. The rest are sent to the feed water tank.

The exhaust steam from other plants will mostly not return. But, partially which returns to the evaporators will be utilized to evaporate raw water.

F. ELECTRIC PLANT

Output: 4000 KW x 2 sets =	8000 KW
Power for operating auxiliary equipments:	1975 KW
(Items of its account)	
for boiler:	1275 KW
for feed pump:	320 KW
for auxiliary equipments:	380 KW
Remainder:	6025 KW

The remain electric power is being used for other facilities except for the Generated Power Station.

X(3) 2 Pulverizers per boiler
capacity 7 Tons per hour

OUTLINE OF GENERATED POWER STATION

Iwakuni Ex-Army Fuel Depot

A. BOILER PLANT

(1) Steam Boiler:

Max. Capacity: 65 t/hr Running Capacity: 52 t/hr
 Pressure: 35 kg/cm^2 Superheat Temp.: 400° C
 Coal Consumption: 9.3 t/hr (Pulverized Coal)
 Feed Water Temp.: 100° C
 Air Temp.: 25° C
 Type: Single Pass Sectional

(2) Feed Pump:

(a) 6 Stage Turbine Pump, 500 HP Motor Driven
 (b) 6 Stage Turbine Pump, 500 HP Impulse Steam Driven
 Head: 450 m Cap.: 165 t/hr .

B. TURBINE-GENERATOR PLANT

(1) Steam Turbine:

Pressure: 33 kg/sq.cm Inlet Temp.: 385° C
 Bleeding Steam: 11 kg/sq.cm Bleeding Capacity: 53 t/hr
 Revolution: 3600 RPM

(2) Generator

Cap.: 5000 KVA Power Factor: 0.8 Output: 4000 KW
 Voltage: 3300 V

(3) Steam Condenser:

Cap.: 17 t/hr when vacuum 720 mm

C. COAL CONVEYOR

(1) Unloader

Cap.: 100 t/hr Crab Bucket: 2 t

(2) Horizontal Conveyor: 2 sets

each Cap.: 100 t/hr Speed: 80 m/min.

(3) Bridge Transporter

Cap.: 60 t/hr Crab Bucket: 1.5 t

D. MISSING ACCESSORIES

(1) Boiler

About 95% of meters, gauges & electrical equipments of adjustments necessary for boiling operation, are missing.

(2) Turbine Generator

About 95% of meters & gauges necessary for the operation of generator & motor of governor attached are missing.

(3) Auxiliary Equipments

About 90% of meters, gauges & motors necessary for its operation, are missing.

(4) Conveyors

Conveying belt of No. 2 Conveyor is completely missing.

(Cont'd)

(5) Electric Installation

About 90% of switchboards & panels for distribution of electric are missing.

E. STEAM PLANT (FOR ONE TURBINE)

65 t/hr of steam will be supplied to turbine from the boiler and among them 12 t/hr of steam will be condensed and returned to the feed water tank. At 11 kg/sq.cm, 53 t/hr of steam are bled and its 50% of steam will be directly supplied to other oil refining facilities. The rest of 50% steam will be supplied to converters as heated steam. Hence, 53 t/hr of steam at 6 kg/sq.cm will be evaporated and 36 t/hr will be supplied to factories. The rest are sent to the feed water tank.

The exhaust steam from other plants will mostly not return. But, partially which returns to the evaporators will be utilized to evaporate raw water.

F. ELECTRIC PLANT

Output: 4000 KW x 2 sets =	8000 KW
Power for operating auxiliary equipments:	1975 KW
(Items of its account)	
for boiler:	1275 KW
for feed pump:	320 KW
for auxiliary equipments:	380 KW
Remainder:	6025 KW

The remain electric power is being used for other facilities except for the Generated Power Station.

HEADQUARTERS
CHUGOKU CIVIL AFFAIRS REGION,
APO 182

D/RGS/fk

CCAR 386.3

16 November 1950

SUBJECT: Report of Fire at Iwakuni Fuel Depot (45-5)

TO : Chief
Civil Affairs Section
CHQ, SCAP
APO 500

1. Inclosed is "Report on Fire Caused on Buildings Stored with Reparatons Equipment", Nov. 14, 1950, from the Chief, Iwakuni Property Custodian Branch of Chugoku Finance Bureau.

2. Custodian reported verbally that 120,000 yen would be required for maintenance of the reparatons items damaged by the fire and another 60,000 yen would be required for transferring them to another building for custody.

3. The custodian further advised that the Mitsubishi Sekiyu K.K., Tsurumi Refinery had submitted an application through Japanese channels to SCAP, on 15 October 1950, for authorized use of these items and suggested that approval of this application would alleviate the expenditure of funds stated in paragraph 2 above.

4. Telephone conversation with Mr. Woodward, CAS, SCAP, revealed that the Mitsubishi Sekiyu K.K. application has been approved. Therefor no expenditure for maintenance or transfer of this equipment was given.

1 Incl:
As indicated

C. N. BAILEY
Colonel, Inf
Chief

45-5
Dec 1 D

Subject File

RSD
H&K

NOV 17 1950

1828

REPORT ON FIRE CAUSED ON BUILDINGS
STORED WITH REPARATION EQUIPMENTS

Nov. 14, 1950

To: Commanding Officer, Chugoku Civil Affairs Region
From: Chief, Iwakuni Property Custodian Branch
Chugoku Finance Bureau

1. Place of Fire Occurred: 45-5, Iwakuni Ex-Army Fuel Depot
Western Half of Bldg. No. 97 and
Bldg. No. 98.
(See the map as attached for
its location)
2. Time Fire Occurred: 11:22, 14 Nov. 1950
3. Time Fire Extinguished: 12:30, 14 Nov. 1950
4. Cause of Fire:

The flying spark from the chimney of the heating stove used for cooking in the northern guard house which is located seventeen meters north of the western half of Bldg. No. 97 caused the fire as it flew on the roof of cryptomeria bark on north-western edge of the said building as of the strong wind.

5. State of Guards on Duty at the Northern Guard House during the time Fire Occurred.

2 men:-- 1 man on patrol, 1 man on sentry.

6. Condition after Fire Occurred:

- a. Condition at the time fire discovered:

At the time of discovery of fire which occurred on the roof (flame diameter: about 4"), the guard on sentry made emergency call to his master of guards and to the north-western entrance guard house on the telephone. As some of the people gathered, one after another climbed on top of the roof which is six meters high and strived to extinguish the fire with buckets full of water. But they could not fight to extinguish the fire, because at the beginning only one person had to both report and fight with the fire in order to extinguish it.

- b. The master of guards called all his guards to the site where fire broke out carrying a hand pump and fought with the fire.

- c. The master of guards made report to the chief of the Property Custodian Office for necessary actions and thus

he departed to the fire site.

d. The chief of Property Custodian Office called the fire fighting Dept. immediately by phone for help and cooperation.

e. With the hand pump and buckets we were not able to extinguish the fire because of the strong wind. The fire on the western half of bldg. No. 97 became worse rapidly and finally spread to bldg. No. 98.

f. Hereafter, the fire was extinguished by the cooperations of the fire engines from Koa Oil Co., fire brigades of Iwakuni City, Otake town and Waki village and Teijin Seiki Co.

7. Damage & Structure of Buildings, etc.

- a. Bldg. No. 97 (Western half)---Entirely burnt
 Area in tsubo: 93.5 tsubo
 Structure: One storied, wooden, cryptomeria bark roofing.
- b. Bldg. No. 98---Entirely burnt
 Area in tsubo: 51 tsubo
 Structure: One-storied, wooden, corrugated tin sheet roofing.

8. Damage on Reparation Equipments under Custody:

Reparation equipments burnt are as follows. *Some of the equipments excepting motors are considered to be recovered by maintenance following disassembly, because the fire was brought under control comparatively in a short period of time.* ^{*in the external appearance*}

Pumps-----	13 items	Class 1
Blowers-----	10 items	Class 3, all applied for scrap-down
Motors-----	16 items	Class 1, 2 motors applied for scrap-down
Air Compressors-	6 items	Class 1
Meter Board-----	3 items	Class 3, all applied for scrap-down
Switchboard-----	11 items	{Class 3, ² 2 items applied for Class 1-9 scrap-down
Circuit Breaker-	3 items	Class 3, 1 item applied for scrap-down

Resistor-----1 item Class 1, applied for scrap-down

Air Filter-----3 items Class 1

Valves-----5 items Class 1

Steam Trap-----1 item Class 1

Total: 72 items (21 items applied for scrap-down)
For detail see the annex.

9. Activities of Fire Brigades:

a. Hand Pump of the Depot:

This hand pump went into operation as the first one, but the hoses were too short and the nozzles too small; therefore, the flame raged according to the strong wind to an extent almost impossible to extinguish.

b. Fire Engine from Koa Oil Co. (1)

The fire engine from Koa Oil Co. arrived next, being closely situated to the Fuel Depot, and took care of the western half of the Bldg. No. 97 so as to prevent the spread of fire over to the eastern half of the said building.

c. Fire Engines from Iwakuni City's Fire-fighting Dept. (10)

These engines joined in the fire-fighting successively and fought against fire of the both buildings from the southern direction.

d. Fire Engine from Otake Fire-fighting Dept. (1)

This fire engine made great efforts in fighting from the northern direction of the buildings.

e. Fire Engine from Teijin Seiki & Waki village. (one each)

These fire engines fought from the southern direction.

10. Necessary Actions taken after the Fire:

a. Use of fire was prohibited for cooking by the heating stoves in the guards house if located near any cryptomeria-bark-roofing or paper-roofing warehouses where reparation equipments are kept for custody. Also attentions were given to all person-nels to avoid fire.

b. In order to extinguish fire completely the remaining lumber scraps were removed and placed maximum person-nels on guard duty.

11. Opinion as to Restoration:

As to restoration a technical investigation is now being carried on, but it is expected that complete restoration is difficult.

Seiji Yamamoto
SEIJI YAMAMOTO
Chief of Iwakuni Property Custodian Branch,
Chugoku Finance Bureau

ANNEX

LIST OF EQUIPMENTS BURNED BY FIRE

(A) Equipments Stored in Bldg. No. 97

Inventory No.	Name of Machine	No. of Item	Class	Evaluated Value	Remarks
45-5-36(1 thru 6)	SO ₂ Compressor	6	1	¥ 118,236	
45-5-36(7 thru 10)	SO ₂ Vaccum Pump	4	1	68,608	
45-5-36(11 thru 12)	Turbine Pump	2	1	5,198	
45-5-36(13)	do.	1	1	2,599	
45-5-36(14 thru 15)	Sump Pump	2	1	2,042	
45-5-36(76 thru 77)	Blower	2	3	5,262	Applied for Scrap Down
45-5-36(83 thru 86)	Motor	4	1	12,000	
45-5-36(87 thru 90)	do.	4	1	9,368	
45-5-36(91 thru 92)	do.	2	1	1,782	
45-5-36(94 thru 95)	do.	2	1	8,442	Applied for Scrap Down
45-5-36(62 thru 70)	Switchboard	9	1	8,550	
45-5-36(102 thru 104)	Air Filter	3	1	477	
45-5-36(105)	5 pcs. of Steam Trap	1	1	384	
45-5-36(106 thru 108)	Gate Valve	3	1	1,623	
None	2 pcs. of Gate Valve	1	1	126	
None	1 pc. of Check Valve	1	1	47	
45-5-36(93)	Motor	1	1	420	
Total:		48		¥ 245,154	

(B) Equipments Stored in Bldg. No. 98.

Inventory No.	Name of Machine	No. of Item	Class	Evaluated Value	Remarks
45-5-501(7)	Volute Pump	1	1	¥ 2,173	
45-5-501(8)	do.	1	1	1,886	
45-5-501(77)	do.	1	1	1,886	
45-5-501(38)	Worthington Pump	1	1	5,125	
45-5-501(60 thru 63)	Fan	4	3	7,752	Applied for Scrap Down
45-5-501(64 thru 67)	do.	4	3	5,580	do.
45-5-501(85)	Motor	1	1	1,346	
45-5-501(88)	do.	1	1	1,346	
45-5-501(9)	do.	1	1	350	
45-5-501(40)	Meter Board	1	1	233	Applied for Scrap Down
45-5-501(50)	do.	1	3	217	do.
45-5-501(45)	Switchboard	1	3	437	do.
45-5-501(43)	Meter Board	1	3	465	do.
45-5-501(41)	Circuit Breaker	1	3	46	do.
45-5-501(42)	do.	1	3	46	do.
45-5-501(39)	Oil Circuit Breaker	1	3	116	do.
45-5-501(44)	Switchboard	1	3	232	do.
45-5-501(47)	Resistance	1	1	711	do.
Total:		24		29,947	
Grand Total:		<u>72</u>		<u>¥ 275,101</u>	

Class 1:- 55 (4 applied for scrap-down)
 class 3:- 17 (All " " " " ")

APPLICATION FOR MAINTENANCE
AND REPAIR WORKKind of Work: A. Maintenance of Machines
B. Fence Repair

Project No.: 3

Plant No.: 45-5

Plant Name: Iwakuni Ex-Army Fuel Depot

Plant Address: Shozoku, Iwakuni-shi, Yamaguchi-ken

Description of Work for which Funds Are Requested:

A. Maintenance of machines that became rusty due to rain ^{during} and after typhoon Kezia.

B. Repair of a total length of 240 meters of fences which were damaged at eighteen places by typhoon Kezia.

Justification for Request:

A. Maintenance:

1. As Project No. 1 an application for repairing work of building where reparation equipments are stored has been submitted. Reparation machines (87 items, either class 1 or 2) ^{total index-number 17680} just under the damaged parts of roofs are wet and partially becoming rusty due to rain. Maintenance is to be carried when the buildings are repaired.

2. For this maintenance four hours are appropriated for every 100 points of index-number, which is of one half of normal external cleaning.

3. For the machines together with inventory numbers refer to the annexed list.

	<u>Custodian</u>	<u>District Office</u>	<u>Ministry</u>
Material Cost (stocks excluded)	0	¥	•
Labor Cost	¥ 7,710	¥ 7,710	¥
Misc. Expenses	¥ 290	¥ 290	¥
Total:	¥ 8,000	¥ 8,000	

Note: Seventeen machines in Bldg. No. 50 are included in the list of machines for maintenance. Bldg. No. 50 was accidentally dropped from the Project No. 1, repairing work of building damaged by typhoon Kezia, but shall be repaired within the approved budget instead of ~~Bldgs. No. 38 and 45~~ whose repairs considered unnecessary. *45-5-1(20-23) & 45-5-3F1*
in Area 7

B. Fence Repair:

Fences were mostly damaged once by air-raids during the war and temporary repairs were made with bamboo and lumber, which, hit by typhoon Kezia, were again damaged at weak points. We consider it urgently necessary that the fences be repaired for the sake of safe guard.

	<u>Custodian</u>	<u>District Office</u>	<u>Ministry</u>
<i>Cost of materials not available from reparations store</i>	¥ 15,650	¥ 15,650	¥
Labor Cost (Carpenter)	¥ 5,250	¥ 5,250	¥
Material Transportation Cost	¥ 2,500	¥ 2,500	¥
Misc. Expenses	¥ 600	¥ 600	¥
Total:	¥ 24,000	¥ 24,000	

Estimated by (Custodian) Seiji Yamamoto Date Oct. 16, 1950

Checked by (District Office) H. Maruoka Date Oct. 12, 1950

Checked by (Ministry) _____ Date _____

Approved by Reparations Agency _____ Date _____

Approved by Civil Affairs Region R.B. Bradley Date 19 October 1950

Approved by C.P.C. _____ Date _____

ANNEX

LIST OF MACHINES FOR MAINTENANCE

<u>Bldg. No.</u>	<u>Inventory No.</u>	<u>Name of Machine</u>	<u>Qt.</u>	<u>Remarks</u>
20	45-5-25F5	Blower	1	External Cleaning & Greasing.
"	45-5-27F5	do.	1	do.
"	45-5-26F5	Motor	1	do.
"	45-5-28F5	do.	1	do.
"	45-5-35F5	Plunger Pump	1	do.
"	45-5-36F5	do.	1	do.
40	45-5-7(96)	Compressor	1	do.
43	45-5-38F1	Worthington Pump	1	do.
"	45-5-39F1	do.	1	do.
"	45-5-40F1	do.	1	do.
"	45-5-41F1	do.	1	do.
"	45-5-42F1	do.	1	do.
"	45-5-43F1	do.	1	do.
"	45-5-44F1	do.	1	do.
"	45-5-45F1	do.	1	do.
"	45-5-46F1	do.	1	do.
"	45-5-47F1	do.	1	do.
"	45-5-174F1	do.	1	do.
50	45-5-202F3	Turbine Pump	1	do.
"	45-5-204F3	do.	1	do.
"	45-5-206F3	do.	1	do.
"	45-5-208F3	do.	1	do.
"	45-5-210F3	do.	1	do.
"	45-5-203F3	Motor	1	do.
"	45-5-205F3	do.	1	do.

Bldg. No.	Inventory No.	Name of Machine	Qt.	Remarks
50	45-5-207F3	Motor	1	External Cleaning & Greasing.
"	45-5-209F3	do.	1	do.
"	45-5-211F3	do.	1	do.
"	45-5-212F3	Turbine Pump	1	do.
"	45-5-214F3	do.	1	do.
"	45-5-216F3	do.	1	do.
"	45-5-213F3	Motor	1	do.
"	45-5-215F3	do.	1	do.
"	45-5-217F3	do.	1	do.
"	45-5-133F3	Worthington Pump	1	do.
51	45-5-499F5	Copper Solution Charge Pump	1	do.
"	45-5-504F5	do.	1	do.
"	45-5-509F5	do.	1	do.
"	45-5-500F5	Motor	1	do.
"	45-5-505F5	do.	1	do.
"	45-5-510F5	do.	1	do.
72	45-5-18(52)	Worthington Pump	1	do.
"	45-5-18(53)	do.	1	do.
"	45-5-14(40)	do.	1	do.
"	45-5-14(41)	do.	1	do.
"	45-5-1751	do.	1	do.
73	45-5-1F7	Plate Bending Roll	1	do.
"	45-5-2F7	Hemming Machine	1	do.
"	45-5-3F7	do.	1	do.
"	45-5-4F7	Corrugation Roll	1	do.

Bldg. No.	Inventory No.	Name of Machine	Qt.	Remarks
73	45-5-5F7	Corrugation Roll	1	External Cleaning & Greasing.
"	45-5-6F7	Flash Butt Welding Machine	1	do.
"	45-5-7F7	do.	1	do.
"	45-5-8F7	Generator	1	do.
"	45-5-9F7	Motor	1	do.
"	45-5-10F7	Plug Manufacturing Press Machine	1	do.
"	45-5-13F7	Drum Radial Welding Machine	1	do.
"	45-5-15F7	do.	1	do.
"	45-5-17F7	do.	1	do.
"	45-5-19F7	do.	1	do.
"	45-5-14F7	Rheostat	1	do.
"	45-5-16F7	do.	1	do.
"	45-5-18F7	do.	1	do.
"	45-5-20F7	Seaming Machine	1	do.
"	45-5-196F1	Drum Inside Chain Cleaning Machine	1	do.
"	45-5-197F1	do.	1	do.
"	45-5-198F1	do.	1	do.
"	45-5-194F1	Drum Head & Bottom Chain Cleaning Machine	1	do.
"	45-5-195F1	do.	1	do.
83	45-5-49(24)	Blower	1	do.
"	45-5-6F10	Gum Cutter	1	do.
"	45-5-8F10	do.	1	do.

Bldg. No.	Inventory No.	Name of Machine	Qt.	Remarks
97	45-5-36(11)	Vacuum Pump	1	External Cleaning & Greasing.
"	45-5-36(12)	do.	1	do.
"	45-5-36(91)	Motor	1	do.
"	45-5-36(92)	do.	1	do.
"	45-5-36(13)	Turbine Pump	1	do.
"	45-5-36(93)	Motor	1	do.
"	45-5-36(14)	Turbine Pump	1	do.
"	45-5-36(15)	do.	1	do.
"	45-5-501(8)	do.	1	do.
"	45-5-501(85)	Motor	1	do.
"	45-5-501(7)	Turbine Pump	1	do.
"	45-5-501(77)	do.	1	do.
"	45-5-501(9)	Motor	1	do.
"	45-5-501(88)	do.	1	do.
"	45-5-501(38)	Worthington Pump	1	do.

Total:

87

190/50

APPLICATION FOR MAINTENANCE WORK

Kind of Work: Repair of Electric Facilities Damaged by Typhoon Kezia

Project No.: 2

Plant Number; 45-5

Plant Name; Iwakuni Ex-Army Fuel Depot

Plant Address; Shozoku, Iwakuni-shi, Yamaguchi-ken

Description of Work for which funds are requested;

<u>Category</u>	<u>Kind of Repair & Amount</u>
(1) Repair of Telephone wire	Cutting off at 7 places; stretch wire for 300 meters.
(2) Repair of electric wire for defensive lights.	Stand straight 15 electric poles slant or fell down, supplement and repair 750 meters of wire missing or cut down at 4 places.
(3) Repair of ^{outdoor} electric wire for alarm	Repair at 5 places supplementing some wire, total length of repairing distance is 800 meters.
(4) Repair of ^{current} transformer & meter	Repair & replacement of two burned equipments

Justification for Request:

Above facilities which had been damaged by typhoon Kezia are essential and indispensable for lighting and communication of defense purpose, It is very necessary to repair them as soon as possible, as the present conditions tinder night defense a great deal, if left as they are.

	<u>Custodian</u>	<u>District Office</u>	<u>Ministry</u>
Cost of materials not available from reparations stocks	¥16,699.50	¥ 16,679.50	¥ _____
Labor Cost	¥ 6,190.00	¥ 6,190.00	¥ _____
Miscellaneous Expenses	¥ 60.00	¥ 60.00	¥ _____
Total:	¥22,949.50	¥ 22,949.50	¥ _____

Estimated by (Custodian) Seiji Yamamoto Date 25 sept 1950

Checked by (District Office) K. Nomura Date 5. oct. 50

Checked by (Ministry) _____ Date _____

Approved by Reparations Agency _____ Date _____

Approved by Civil Affairs Team RB Bradley Date 19 Oct 1950

Approved by C.P.C. _____ Date _____

APPLICATION FOR MAINTENANCE WORK

Kind of Work: Repairing Work of Buildings damaged by typhoon "Kezia"

Project Number: 1

Plant No.: 45-5-

Plant Name: Iwakuni Ex-Army Fuel Depot

Plant Address: Shozoku, Iwakuni-shi, Yamaguchi-ken

Description of Work for which funds are requested:

District	Bldg. No.	Repairing Section	Dimensions for Repair	Outline of Work
1	1	Wall & Door	6 Tsubo	Board up (6 tsubo); build two 1-tsubo doors; set a lock
5	17	Roof	3 "	Repair roofing at three places; set a lock.
5	20	Wall	15 "	Board up wall.
6	27	Wall & Door	8 "	Board up wall; repair frame adjust two doors, set a lock.
6	31	Wall, door & window	4 "	Board up wall & window frame, build one door (1 tsubo) set a lock.
6	35	Wall, & door	10 "	Board up wall, build 4 doors (2 tsubo) set a lock.
7	40	Wall, door & window	5 "	Board up wall & windows, One window is to be boarded up after its frames we repaired, build one door (1 tsubo)
7	41	Wall & Window	7 "	Board up wall & windows, one window is to be boarded up after frames are repaired, set a lock.
7	42	Wall & window	8 "	Board up wall & windows, remove sand (1 M ³), set a lock.

District	Bldg. No.	Repairing Section	Dimensions for Repair	Outline of Work
7	43	Window, door, roof & wall.	9 Tsubo	Board up window, adjust a door, set a lock, repair roof (5 tsubo) and well (4 tsubo)
7	44	Wall & Window	4 do.	Board up wall & window.
7	45-5-6(20-23)	Roof	45 do.	Board up roof of furnace with zinc-plate.
7	45-5-3F 1	Roof	20 do.	do.
9	51	Roof	5 do.	Board up roof with zinc-plate.
10	55	Wall, window & door	8 do.	Board up wall and window, Build 1 door (1 tsubo) set a lock.
10	53	Frame work	16 do.	Repair frames & board up with zinc-plate,
10	56	Roof	20 do.	Exchang zinc-plate roofing
11	60	Wall, window	4 do.	Board up wall & windows, remove sand(1M ³), repair door, set 1 lock.
13	66	Roof & window	5 do.	Repair Roof & board up window, (3 tsubo)
15	69	Wall	4 do.	Board up wall
15	70	Wall & roof	7 do.	Board up wall with zinc-plate, repair roofing (4 tsubo)
16	72	Roof	10 do.	Repair roof with Cryptomeria-bark at 12 places.
16	73	Roof	10 do.	Repair roof with cryptomeria-bark at 10 places.
18	78	Wall	3 do.	Repair wall & set a lock.
19	83	Roof	20 do.	Repair zine roofing & paint with tar (200 tsubo)

District	Bldg. No.	Repairing Section	Dimensions for Repair	Outline of Work
23	97	Roof	2 tsubo	Stretch zinc roofing
23	96	do.	30 "	Exchange roofing paper with zinc plates
23	98	do.	3 "	Renew zinc roofing & paint with tar (60 tsubo)
Total		28 Bldg.	289 Tsubo	

Justification for Request:

(1) This fuel depot was air raided and the buildings in the site were almost destroyed; however, soon after its designation as reparation plant, remaining buildings were temporarily repaired with scattered old materials and were used for storing reparation items for the later custody.

(2) Those building have been decrepited as time elapsed. Furthermore, typhoon Kezia which hit here recently caused great damage to the roofings and wooden walls of the buildings to the extent leakage and squeezing critical to the stored equipments. If the present state is left untouched, not only the stored reparation equipments may be further rusted and their functions affected, but also the buildings may become unserviceable owing to decay. It is, therefore, necessary that the buildings have their roofs and walls repaired and roof painted with tar as soon as possible in accordance with the above plan.

	Custodian	District Office	Ministry
Cost of materials not available from reparations stocks	¥43,650	¥43,650.00	¥
Labor Cost.	¥100,100	¥100,000.00	¥
Miscellaneous Expenses	¥ 1,500	¥ 1,500.00	¥
Total	¥145,250	¥145,250.00	

Estimated by (Custodian) Seiji Yamamoto Date 3. Oct. 50
 Checked by (District Office) K. Maizumi Date 5. Oct. 50
 Checked by (Ministry) _____ Date _____
 Approved by Reparations Agency _____ Date _____
 Approved by Civil Affairs Team R.S. Shadley Date 19 Oct 1950
 Approved by C.P.C. _____ Date _____

IWAKUNI ADMINISTRATIVE AGENCY
HIROSHIMA FINANCIAL BUREAU
SHOZOKU, IWAKUNI

Date: 2 July 47

To: Major Francis T. Justice
YAMAGUCHI GOVERNMENT MILITARY TEAM

Subject: Application for Request Materials to Repair the
Reparation Machineries Gathering Warehouses.

Iwakuni harbor in the premises of Iwakuni Ex-Army Fuel Depot was nominated as reparation machineries shipping harbor. Therefore, we shall be obliged if you can give us help to procure a supply ticket of materials "lumber, cryptomeria-bark and nails" from the Rehabilitation Office in purposes for repairing warehouses "4 ridges" that will be used to gather reparation machineries which should be packed and shipped out. Its items are as follows:

Name of Material	Quantity
Lumber -----	1060 koku
(if logs) -----	(2120 koku)
Cryptomeria-bark -----	220 bundles
Nails -----	539 kg.

Yours very respectfully

Hiroshi Tagaya
Hiroshi Tagaya

Plant Supt., Iwakuni Fuel Depot

Seiji Yamamoto
Seiji Yamamoto

Chief, Iwakuni Administrative Agency

Yoshiharu Oku
Yoshiharu Oku

Chief, Yamaguchi Branch Office
Hiroshima Financial Bureau

- P.S. 1: Its constructions are expected to be started from the beginning of August and completed within one month.
2: Investigation List of Request Materials is listed in the attached paper.

*noted: urgently needed
28 July 47
MJ*

45-5
I.D.

Fi

copy *Rem 5C*

Investigation List of Request Materials

Name of Building	Area (m)	Amount of Lumber Needed	Amount of Nails Needed	Amount of Cryptomeria-Bark Needed
No. 3 Warehouse (left: $\frac{1}{2}$)	594m	140 koku	96kg	600 bundles
Ex-Drum Can Filling & Packing Factory	800m	400 koku	180kg	800 bundles
Ex-Drum Can Manufacturing Factory	800m	480 koku	220kg	800 bundles
Ex-High Officers' Dining Room	435m	45 koku	45kg	0
Total	2629m	1065 koku	539kg	2200 bundles

Place & Grade of Repairment

Name of Building	Place to be Repaired	Grade of Repair
No. 3 Warehouse (left: $\frac{1}{2}$)	Roof	Roofing(Cryptomeria-bark)
	Side wall	Boarding, Exit repair.
	Floor	Partly supplementary repair.
Ex-Drum Can Filling & Packing Factory	Roof	Roofing(Cryptomeria-bark)
	Side wall	Boarding, Column newly construct, Reform exit.
	Floor	Partly supplementary repair.
Ex-Drum Can Manufacturing Factory	Roof	Roofing(Cryptomeria-bark)
	Side wall	Boarding, Column newly construct, Reform exit.
	Floor	Partly supplementary repair.
Ex-High Officers' Dining Room	Roof	Supplementary repair
	Side wall	Supplementary repair
	Floor	