



#9  
101093  
27

西洋製譜學提要

101093

# 西洋製譜學提要

## 目次

自序

白堤火粉之草稿

第壹編 西洋製譜學概論

(一) 風樂

- 1. 整音派與半音派
- 2. 協音派與不協音派
- 3. 古典派與羅曼派

(二) 樂式

- 1. 主調學
- 2. 諧和學
- 3. 篇法學

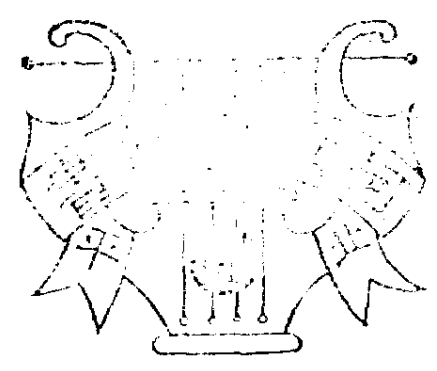
第貳編 主調學

(一) 主調之定義

(二) 直線的主調

- 1. 水平線

72051



2. 斜直線

(三) 曲線的主調

1. 微波線

2. 大波線

(四) 主調的彈性

(五) 諧和的主調

(六) 局外音與主調

(七) 堆砌與稀鬆

(八) 節奏與主調

(九) 起首與結尾

第叁編 諧和學

(一) 諧和之定義

(二) 協音與不協音

(三) 四音相配

(四) 換位法

(五) 五十八種諧和

1. 三音諧和十二種

2. 四音諧和二十八種

3. 五音諧和十種

4. 各種諧和之補遺八種

(六) 局外音

1. 過路音
2. 換肩音
3. 預鳴音
4. 延餘音
5. 低長音
6. 高長音
7. 長前擊
8. 跳越音

(七) 解散

1. 局外音之解散
2. 不協音諧和之解散

(八) 結尾

1. 總結尾
2. 半結尾
3. 僞結尾
4. 佛里格結尾

(九) 轉調

## (十) 轉調之方法

1. 正式轉調法
2. 升音降音轉調法
3. 最短七階諧和轉調法

## (十一) 一點規則

1. 何音宜複
2. 何音宜去
3. 何音既不宜複又不宜去
4. 何音不可重複
5. 可跳與不宜多跳
6. 禁止八階平行或五階平行
7. 禁止變音斜立

## (十二) 一篇樂譜的解析

### 第肆編 篇法學

#### (一) 篇法基本形式

#### (二) 句法

1. 單句
2. 複句

#### (三) 篇法

1. 一句譜及其變化譜
2. 二句譜及其變化譜
3. 三句譜及其變化譜
4. 三段譜
5. 循環譜
6. 瑣娜台
7. 小瑣娜台
8. 生風里
9. 空澈堤
10. 導場音樂
11. 舒怡塔
12. 跳舞音樂

## 附錄

復加譜之說明

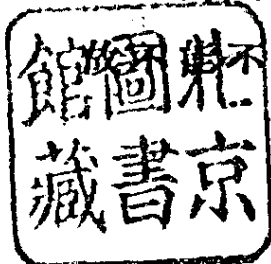
# 西洋製譜學提要

## 自 序

此書只算是研究西洋音樂作品的一把鑰匙，如欲直接自行製譜，則還須多讀西洋作品，得心應手而後可。譬之研究詩學的人，只看了一點詩學入門，懂得一些平平仄仄，還是不能冒昧動筆，必須先行熟讀若干名作，以潤詩腸而後可。

本書內容係包括三大部分：（一）主調學，（二）諧和學，（三）篇法學。此種著作，在國內出版界中，據我所見的，只有商務書館所出之“和聲學”一種，然和聲學在吾書中，僅占全書一部分，（按即諧和學）且編製論斷之法，亦復不盡相同，至於“主調學”及“篇法學”兩種，則在國內，似尙未有。（？）

近代西洋製譜學與吾國製譜學，有一根本相異之點，即西洋重“諧和學”，而中國則重“主調學”是也。西洋古代，亦重主調學，（如古代希臘及中古歐陸。）蓋因其時諧和之學尙未發明，音樂結構，變化甚少，在主調種類方面，設法增多，以新耳目，所以



在古代希臘則有七種“七音調，”在中古歐陸則有十二種“七音調。”降至十六世紀，諧和之學大昌，雖屬同一主調，而以諧和方法不同之故，能生出無數變化出來。於是向之專重“主調學”者，至是一變而為偏重“諧和學，”所有前此流行之“七音調”種類大為減少。直至近日只餘“陽調，”（日人譯為長音階）“陰調，”（日人譯為短音階。）兩種。而且他們以為“主調”之構造良否，純視作者天才如何，非關學力深淺，所以用不着去講求。反之，“諧和學”之運用，則純係學力，所以非研究不可。因此之故，歐洲近代出版界中，關於“諧和學”之書，可謂汗牛充棟；而討論“主調學”之書，則已成鳳毛麟角。

至於吾國則不然，諧和之學，雖自古已有，然極不發達。故製譜者為力求變化較多起見，亦專在“主調”種類方面，設法增多，以新耳目。譬如“五音調，”則有五種，（一，宮調，二，商調，三，角調，四，徵調，五，羽調。）“七音調，”則有七種。（一，宮調，二，商調，三，角調，四，變徵調，五，徵調，六，羽調，七，變宮調。）因而吾國古代研究音樂之書，亦多在“主調學”方面致力，而對於“諧和學



”一事，則常付闕如，適與西洋近代相反。

現在則如何？時運漸轉，趨勢一變。兩三百年來，專講“諧和學”之西洋音樂界，最近亦有人登高大呼：“主調，非專由天才，實亦關乎學力之語。”欲將“主調”一學，重整旗鼓。反之，自古以來，專講“主調學”之中國，年來亦有人提倡研究諧和之學。此真可謂為各補其短，各取所需。是亦世界音樂前途之一良好現象也。

雖然，西洋製譜之學，其中亦與吾國常有相契之處。

舉數例如下。

(一)主調學。西洋“陽調”既等於吾國“徵調，”(七音調)西洋“陰調”又等於吾國“角調。”(七音調。)因而東西主調組織，常有彼此相同之處，自不待論。至於吾國歷來流行之“五音調，”雖與西洋“主調”構造微有不同，然不同之中，亦仍有其相同之點。換言之，不過大同小異而已。譬如我們應用西洋C陽調odefgah(c<sup>1</sup>)七個音去構造調子，則其中兩音相距。(按即由前一個音到後一個音的距離。)大小不等，類而別之，共有十二。(係就十二平均律而論。)

其式如下：(表中符號 $\frac{1}{2}$ 係表示“半音，”即中國所謂“一律。”1係表示一個“整音，”即中國所謂“二律。”2係表示兩個“整音，”即中國所謂“四律，”下類推。)

(子)	$\frac{1}{2}$	(如 c — f)
(丑)	1	(如 c — d)
(寅)	$1\frac{1}{2}$	(如 e — g)
(卯)	2	(如 c — e)
(辰)	$2\frac{1}{2}$	(如 c — f)
(巳)	3	(如 f — h)
(午)	$3\frac{1}{2}$	(如 c — g)
(未)	4	(如 e — c)
(申)	$4\frac{1}{2}$	(如 c — a)
(酉)	5	(如 d — c)
(戌)	$5\frac{1}{2}$	(如 c — h)
(亥)	6	(如 c — c')

再考我國流行之“五音調，”則其中前後兩音之距離，共計只有九種。其式如下。

(子)	$\frac{1}{2}$	(無)
-----	---------------	-----

(丑)	1	(如宮——商)
(寅)	$1\frac{1}{2}$	(如角——徵)
(卯)	2	(如宮——角)
(辰)	$2\frac{1}{2}$	(如商——徵)
(巳)	3	(無)
(午)	$3\frac{1}{2}$	(如宮——徵)
(未)	4	(如角——宮)
(申)	$4\frac{1}{2}$	(如宮——羽)
(酉)	5	(如商——宮)
(戌)	$5\frac{1}{2}$	(無)
(亥)	6	(如宮——宮')

照上列兩表看來，西洋“主調”之構造，其前後兩音相隔的遠近，可以分爲十二種。（超過一個音級 Oktave 者不算。）而中國“主調”之構造，則其前後兩音相隔的遠近，至多只有九種。與彼相形，固不免貧乏。然就兩表大體而論，其中同者有九，（如丑，寅，卯，辰，午，未，申，酉，亥。）而異者只三。（如子，巳，戌。）亦可謂之大同小異矣。且此三者之中，亦只（子）半音一項音程，彼此迥異而已，至於（巳）（戌）兩項音程，中國方面雖無此

物，而西洋作者亦復不甚喜用也。（以上專就“五音調”而言，若再加上變徵，變宮兩音，則子，巳，戌三項，吾國調中固早已具有，茲但就最流行之“五音調”立論，故所言如此，讀者幸勿誤會。）

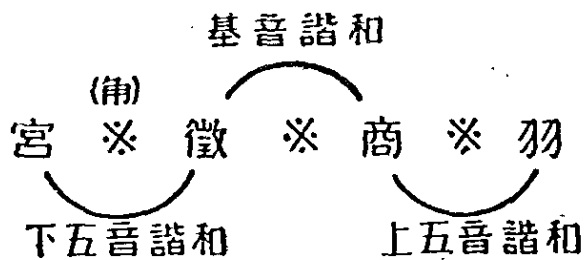
上面所述，係專就調中前後兩音距離遠近觀察。至於調中起首一音，則無論西洋與中國皆喜用本調“基音”Grundton或“第五音”Quinte，而結尾一音，又無論西洋與中國，皆常用“基音。”此亦為中西音樂一轍之證也。

（二）諧和學。吾上文曾言，中國本有諧和之學，然極不發達，就吾所見吾國古代合奏樂譜，其中所用諧和，實以“五階”Quinte，“四階”Quarte，“八階”Oktave為主腦，此外亦間有採用“二階”Sekund者。前三者，（五階，四階，八階，）為“協音”Konsonanz，後者，（二階，）“為不協”音Dissonanz。較之近代西洋諧和種類誠不免衆寡懸殊之感。然持與古代希臘相比，則又適足以自豪，因古代希臘，只知八階諧和一種，而其他五階，四階，二階，等等，則未嘗用也。且吾國古代音樂作品中，至今猶未加以整理者尚有許多，安知其中不有

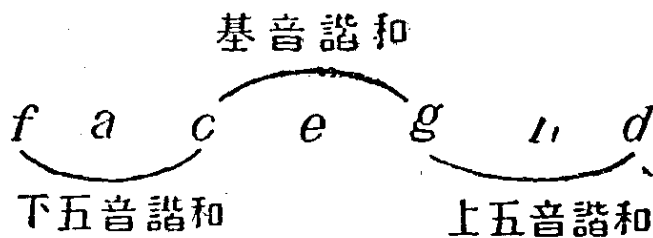
其他諧和,可作吾輩參考者乎?在古代樂譜中,尤以笙譜一項關係諧和之學甚巨,深望讀者諸君隨時留心求之。

又西洋音樂,一調之中,常有三個主要諧和:一曰“基音諧和” Tonika, (如 c 陽調中之 c e g) 二曰“上五音諧和” Dominante, (如 c 陽調中之 g h d,) 三曰“下五音諧和” Subdominante, (如 c 陽調中之 f a c,) 爲全調中心,其在吾國調子中,如徵調 (五音調) 之類,亦復具有上述三種主要諧和,不過缺乏一個“第三音” Terz 而已,其式如下: (請參看本書第三編第八節。)

(中國五音徵調)



(西洋七音陽調)



從此看來，中國“諧和學”雖不發達，但不是“沒有，”更不是“沒有具有此種資格。”只是爲學之士，不願深求，乃致落伍，良可歎也。昔李安溪記顧亭林之言曰：“吾於經史，略能記誦，都是零碎工夫。至律歷禮樂，整片稽考，便不耐心。”亭林賢者，尙說此種“懶話，”其餘俗儒，更可知矣。坐是之故，吾國音樂乃大落他人之後。吾儕今日丁茲“中國古代文化復興”之際，不將此責雙肩負起，更讓誰人去負？吾甚願同志，將“便不耐心”四字，懸爲大戒，則無論求學作事，終必有所成就也。

(三)篇法學。吾國樂譜篇法結構，有始終自爲一章者。（如古代詩譜之類。）則有類於西洋“一句譜，”“二句譜，”“三句譜”等等。有一篇之中包含數段者，（如琴譜“漁樵問答”一篇，共有十段，崑曲譜，則每篇之中，常包含曲牌若干段。）則又有類於西洋“三段譜，”“舒怡塔” Suite 等等。此皆中西篇法相似之處也。惟西洋人極愛“轉調，”而中國人則不甚喜此，是又不可不知者也。

要之，中西製譜學，相異之點固多，而相同之點亦復

不少。吾甚望讀吾書者，能用這把鑰匙。——西洋製譜學提要。——將西洋音樂作品之門打開，而同時更能以之啟發中國尚待開採的音樂寶藏！

中華民國十四年三月十九日王光祈序於柏林南郊之 Steglitz, Adolfstr. no. 12。

白提火粉之草稿一片 (第九生風里)

Beethoven 9. Sinfonie.

Facsimile nach dem Originalmanuskript im Besitz des Herrn Professor Siegfried Ochs in Berlin.

原稿



若謄正則如此






# 西洋製譜學提要

## 第壹編 西洋製譜學概論

我們研究製譜學的範圍，本可以分作兩種。（一）從作品的精神方面去觀察，可以稱之為“樂風”Stil。（二）從作品的形式方面去觀察，可以稱之為“樂式”Form。茲請分述如下。

（一）樂風。即是一代作品所共同趨尚的風格。此種風格之開端，最初或只二三豪傑，標新立異，偶一為之，及其後也，群相揣摩，遂成為一時風氣。譬如吾國文學，唐詩則偏重聲律，宋詩則多尚氣骨。是皆為當時風尚使然。其在西洋音樂界中，則大約可分三類：（甲）“整音派”Diatoniker 與“半音派”Chromatiker。（乙）“協音派”Konsonanz 與“不協音派”Dissonanz。（丙）“古典派”Klassiker 與“羅曼派”Romantiker。茲

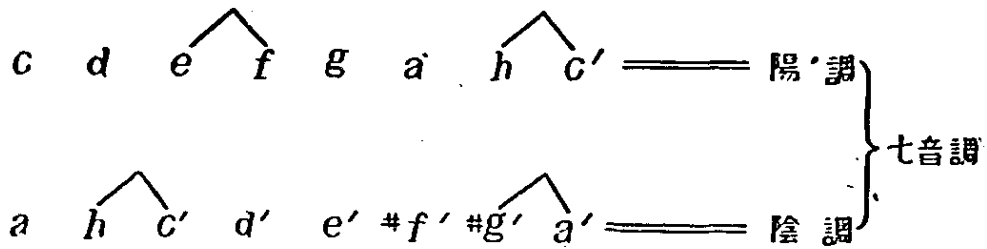
將其內容略為介紹如次。




“整音派”與“半音派。”就主調 Melodie 我們知道，近代西洋所用係兩大主調。一曰陽，一曰陰調 Moll。皆係五個“整音，”兩個“半

音”所組成。學者稱爲 Diatonische Tonleiter。其式如下。

(表中符號  $\wedge$  係表示“半音。”)



若在上述“七音調”中，(按  $c'$  音不算) 再加上五個半音進去。則成爲十二個“半音。”互相聯貫。學者稱爲 Chromatische Tonleiter。其式如下。(表中有 \* 符號者。即係新加之五音。)



在十九世紀以前的音樂家，如巴赫 Bach，海登 Haydn，  
 摩擦耳提 Mozart 輩，皆以應用“七音調” Diatonische  
 Tonleiter 爲原則。其他五個“半音，”雖亦有時採用。然  
 大抵非篇中重要成分。故世人稱之爲“整音派” Di-  
 atoniker。以其喜用“七音調”故也。(按“七音調”  
 中亦有兩個“半音。”今所以譯爲“整音派”者，係  
 因調中“整音”多於“半音”之故，讀者幸勿誤會。

) 到了十九世紀以後,如白堤火粉 Beethoven 薛滿 Schumann 輩,則又喜用其他五個“半音。”至曲冰 Chopin,瓦庚來 Wagner 等,更變本加厲,所有篇中重要部分,多以“半音”爲其中樞,故世人稱之爲“半音派” Chromatiker。以其喜用“半音”也。

大抵“整音派”之作品,因其中“半音”步驟較少,故從容閒雅,歡適優美,使人意態安閒,情志舒展,如啜清茗,如嚼糖菓。反之,“半音派”之作品,則因“半音”過多之故,又有一種憂思如擣,呻吟不斷之感。令人精神受刺,血脈奮興,如食胡椒,如嚼大蒜。二者各有其美,不可強爲軒輊。惟世界物質文明愈盛,社會黑暗之事亦愈多,因而人類音樂嗜好,亦多趨於悲觀一派。(即半音派。)故近世西洋音樂以“半音派”爲最盛。(惟十九,二十世紀之交,大音樂家馬迺兒 Mahler 曾以“整音派”擅長一時,獨與衆異,然只可謂之爲鳳毛麟角,世不多見而已。)

(乙)協音派與不協音派。就諧和 Harmonie 方面言,我們知道,近代西洋所用諧和,可以大別爲“協音諧和” Konsonanter Akkord 與“不協音諧和” Dissonan-

ter Akkord 兩種。前者係同時共鳴各音。彼此之間，互相協和，令人聞之，常有水乳相融之感。譬如下列三種諧和（三音諧和 Dreiklang, 六階諧和 Sextakkord, 四六諧和 Quart-Sextakkord.）即屬此類。

附譜一

協音諧和

三音諧和

六階諧和

四六諧和

Detailed description: This musical notation shows three examples of consonant chords on a single treble clef staff. The first example is a triad (Dreiklang) with notes on the first, second, and third lines. The second is a sixth chord (Sextakkord) with notes on the first, second, and fourth lines. The third is a quart-sixth chord (Quart-Sextakkord) with notes on the first, second, and fourth lines. Each example is labeled vertically below the staff.

後者係同時共鳴各音。彼此之間，不相協和。令人聞之，頗有一種南北異向之感。譬如下列各種諧和，（七階諧和 Septimenakkord, 九階諧和 Nonenakkord 等等）即屬此類。

附譜二

不協音諧和

七階諧和

九階諧和

Detailed description: This musical notation shows two examples of dissonant chords on a single treble clef staff. The first is a seventh chord (Septimenakkord) with notes on the first, second, and fourth lines. The second is a ninth chord (Nonenakkord) with notes on the first, second, and fourth lines. Each example is labeled vertically below the staff.

在十九世紀以前之音樂家。如巴赫，海登，摩擦耳提輩，所用之諧和，係以“協音諧和”為主，而以“不協音

諧和”爲副。且每當應用“不協音諧和”之後，必繼之以“協音諧和。”謂爲“解散”Auflösung。言其以“協音諧和，”去解散“不協音諧和”也。到了十九世紀以後，如白堤火粉輩，則間喜用“不協音諧和。”至瓦庚來等遂以“不協音諧和”爲其主要角色。然其結局終須一度應用“協音諧和，”以謀“解散。”及到最近助白格 Schönberg 輩，則更進一步。直以“解散”之舉爲多事。故助氏作品往往以“不協音諧和”收尾。使人聞之，彷彿吊在空中，沒有一個着落。好像是我們只朗誦“子曰。學而時習之。不亦說。”十字。還缺乏一個“乎”字一樣。據助氏之意，以爲這個結尾，（換言之，即這個“乎”字。）是應該聽者自己去把他補上便够了。

因此之故，我們遂稱呼巴赫等等爲“協音派。”瓦庚來等等則爲“不協音派”

(丙)古典派與羅曼派。就篇法 form 方面言。則又有古典，羅曼兩派之別。古典派音樂家對於“形式”極爲注重。彷彿與我們中國作“律詩”一樣。常有一定句法章法。故吾人一聽古典派之音樂，總覺得層次

井然，易於領略。反之，羅曼派則在打破“形式。”因為“形式”這樣東西，最容易束縛作者的天才。而且有時因受“形式”所限之故，不能不將“內容”大為增損。難免削足就履之譏。因此之故，羅曼派音樂家主張一在作者天才以及作品內容之自然發展，打破一切“形式。”所以羅曼派的作品，沒有一定的句法或章法。與我們中國現在所謂“新詩”一樣。在十九世紀以前的音樂家，如巴赫，海登，摩擦耳提等。則屬於古典一派。而十九世紀以後之音樂家，如魏伯爾 Weber，薛滿，瓦庚來輩。則屬於羅曼一派。至於白堤火粉的作品，則介於古典羅曼兩派之間。換言之，凡簡單形式不足以含容其偉大思想者。彼皆破壞而擴張之。但其擴張之程度，以能含容其偉大思想而止。與後來羅曼派之專問內容，不管形式者不同也。

以上所述，(甲)(乙)(丙)三類。係就主調，諸和，篇法，三方面分別觀察。其相異之點如此。但是此三類相互之間，又非絕無關係也者。譬如十九世紀以前之音樂家，類皆一身而兼整音，協音，古典三派。十九世紀以後之音樂家。又多一身而兼半音，不協音，羅曼三派。故就音樂

潮流大勢而言，只有新舊兩種派別，而皆以十九世紀初葉之白堤火粉爲其橋梁。故白氏在西洋音樂中，實爲承先啟後劃分新舊之偉人也。

又上列三類，共分六派，而皆就“製譜”方面着眼，此外尙有所謂主觀派，客觀派，樂觀派，悲觀派，印象主義，表現主義，各種。照理亦當屬於“樂風”項下。惟此項派別及主義，多就作者與聽者之“心理”上“思想”上着眼。與本書範圍無大關係。恕不贅。（如讀者欲知內容，請參看拙著“德國人之音樂生活，”以及“西洋音樂與戲劇”兩種便知。）

（二）樂式。前面所言“樂風”係專就一時作品之風尙格調而言。此處所言“樂式”，則專就作品實際構造方法着眼。前面尙係泛論作品精神，與吾所欲討論之“製譜學”，尙無重大關係。此處則係專論作品結構形式，與吾所欲討論之“製譜學”，實有極爲密切之關係者也。關於“樂式”問題，我們亦可從主調，諧和，篇法三方面去觀察。分爲下列三類。（甲）“主調學” *Melodielehre*。（乙）“諧和學” *Harmonielehre*。（丙）篇法學 *Formenlehre*。茲請先述其綱要如下：

(甲)主調學。主調便是一篇樂譜中的主要調子，代表作者的主要思想。（通常為調中最高之音）其餘與此“主調”同時共鳴的各音，（通常較主調為低）只算是“主調”的陪襯點綴。（譬如諧和即是“主調”的點綴品。）恰如我們要畫一條長江，我們必須在兩岸之上，添繪許多青山綠樹，為其點綴。使這條長江格外好看，但是我們的主要思想，始終是在長江，不在山樹。音樂亦然，主調恰似這條長江，其餘各音，只算是一些青山綠樹，用來陪襯的。

但是此處我們要注意的，音樂中有所謂“對譜音樂” Kontrapunkt 者。即是兩個（或兩個以上）“主調”同時共鳴，各自獨立平等，無主奴之分。此種自為門戶並肩而立之數種“主調，”同時各自往前奏去。合奏結果，自然得着一種諧和。在這種情形之下，又好像是兩江（或兩條以上）並流，同趨東海。雖是各自獨立，不相為謀。然而蜿蜒曲折，彼此之間終有一種相互襯托之美。我們試將中國地圖展開一閱，中有長江，北有黃河，又有珠江。三條並流，同歸東海。蜿蜒曲折，互相襯托。然後乃造成我們最可親愛如此美麗的“少




年中國。”

由此觀之，一篇樂譜之中，或只有一個主調，蜿蜒曲折而前。其餘各音皆為附庸。（如諧和之類。）或同時有數個“主調。”並肩蜿蜒而下。（如對譜音樂之類。）彼此獨立進行，無所謂他人附庸。總之，“主調”這樣東西，恰似一根線形，向前進行。

這根“線”形，或是“直”的，或是“曲”的。前者譬如終始只用一個音所製成的樂譜。（換言之，西譜則全篇只用一個C音，中譜則全篇只用一個宮音之類。）其式如下。


其形有如一根直線



附譜三

後者係用高低不同的音，所製成的樂譜，其式如下。

其形有如一根曲線



附譜四

此外更有本係直線式，忽然一變而為曲線式進行者，或本係曲線式，忽然又一變而為直線式進行者，或係一根直線（或曲線）忽然干霄而上，忽然低落於下。總之，都是屬於這一根“線”的變化問題。世界上百千萬種樂譜，其所以有美與不美的小分別，亦皆是這根“線”在那裏作怪。因此，我們研究“主調學”，實無異乎研究一根（或數根）“線”的問題。

（乙）諧和學。“諧和”只是“主調”的一種陪襯，其責任是在把“主調”弄來格外好聽。俗語說得好，牡丹雖好還須綠葉扶持。“主調”便是牡丹，“諧和”便是綠葉。又說男女之美，係“三分人材七分打扮。”人材便是“主調”，打扮便是“諧和。”西洋古代音樂，亦是專講人材，（即主調。）不講打扮。（即諧和。）後來則一反其道，專講打扮之道，而忽視人材研究，他們以為人材是天生的，用不着去講求，而打扮却是人力可為的，因此之故，近代西洋出版界，關於“諧和學”之書籍，可謂汗牛充棟，而研究“主調學”之書，則不多見。最近始有音樂家 Toch 之流注意及此，著作一二，以補此缺陷。

至於我們中國呢，則又恰恰與西洋相反，換言之，人材或有三分，而打扮却幾等於零。（注意並不是全等於零。）故諧和之學，對於中國又甚為重要，究竟“諧和”是一些什麼東西，將來後面要詳細講解的。（譬如什麼叫做“協音諧和”與“不協音諧和。”怎樣應用，如何“解散”之類。）敬請讀者諸君耐煩一待。

（丙）篇法學。便是討論一篇樂譜中句法章法的結構，請先言句法，譬如我們研究李太白的詩，則其中有句云，“君不見，黃河之水天上來，奔流到海不復回，君不見，高堂明鏡悲白髮，朝如青絲暮如雪。”若以音樂為喻，則“君不見”等於“起拍”*Auftakt*，黃河兩句共十四字，為其中思想。（即逝者不返之意。）至於第二個君不見以下十七字，則不過再用一種比喻（即人壽幾何之意。）以陪襯之，而句法結構完全相同，在音樂中則謂之為“重複一遍”*Wiederholung*。又如杜甫詩，‘王郎酒酣拔劍斫地歌莫哀，我能拔爾抑塞磊落之奇才’兩句，各十一字，此外尚有四言、五言、七言種種句法，門類甚多，其在音樂中亦然，有以八拍為一句的，又有以八拍以上共為一句的，亦復彼此各

不相同。

至於篇法，則又如我們研究杜甫秋興八首，每首之中，是怎樣一個結構，八首相聯又是怎樣一個結構，其在音樂中，則每篇之中有若干段，每段之中有若干句，其中結構如何，其關係如何，此則研究“篇法學”者，所當注意者也。

假如我們以一張圖畫爲喻，則“主調”好比圖中長江，“諧和”好比圖中一切點綴，“篇法”則好比那張白紙，一切“主調”“諧和”皆託身於其中，而音樂之“體，”至是乃成。

以上所述(甲)(乙)(丙)三類，皆屬樂式，是爲本書所欲討論之範圍，又本書所取材料，常以古典派作品爲原則，因古典派作品，較有典型，可以研習，而羅曼派之作品則捉摸較難，初學不易，且歐洲所謂羅曼派者，其始也亦無不由古典派著作入手，然後始創爲新說，故吾人從古典派着手，非迷途也，至於前面所述“樂風，”則在學者多聽多習，自有所得，仁者見仁，智者見智，本篇恕不深論。

## 第貳編 主調學

### (一) 主調之定義

什麼叫做“主調譜” Melodie? 卽是若干聲音,次第而鳴,且有一定之節奏者也。

現在請釋第一義,“若干聲音次第而鳴”八字。“主調”是一串聲音先後陸續發出。與“諧和”不同,“諧和”是幾個異音同時發出。“主調”好像一根“線。”“諧和”則好像一個“體。”

主調既是一根“線。”那麼,這根“線”的形式,我們亦可以將他分作兩種。一曰直線。(如前列附譜三,) 二曰曲線。(或稱波線。如前列附譜四,) 換言之,前者是一串聲音次第而鳴,其形如一直線。後者亦是一串聲音次第而鳴,但其形如一曲線。


現在我們再釋第二義,“且有一定之節奏”七字。若是我們只將一串聲音(高低相同或高低不同)次第發出,而其間並無一定“節奏”以限制之,則只算是一種“亂響,”而不能稱爲一種“主調。”反之,

若一串聲音而含有一定“節奏” Rhythmus. 則我們雖用極簡單的聲音,亦可以得出一種“主調。”譬如我們頻將手指拍案,忽輕忽重,忽緩忽急,一以吾人聽覺美適為依歸,則其中自然會產生一種“主調”出來,換言之,我們利用這種輕重緩急相當節奏,雖在一種極簡單的拍案聲中,亦可以造出“主調。”從此看來,“節奏”這樣東西,對於“主調”的關係,可謂至深密切了。

## (二) 直線的主調

前面曾說,“主調”之中分直線式與曲線式兩種,今請先言直線式的主調。

在直線式主調之中,又可分為兩種。(甲)水平線。(乙)斜直線。前者是一串高低相同的聲音,次第而鳴,其形如一水平線。後者是一串高低不同的聲音,次第而鳴,其形如一斜直線。茲繪一圖比較如下。



(甲)水平線式的主調,其中最著名的要算是德國音樂家柯迺聊時 Cornelius 的“一音歌” Ein Ton 了。這篇歌譜共計有四十二拍,而主調之中始終只用一個E音。但是因為他善於利用“節奏”與“諧和”之故,遂把一個極單純的主調,弄得生氣勃勃,現在我們且把他抄錄幾拍如下。

柯迺聊時

附  
譜  
五

柯氏之外,其他各大音樂家作品中,亦間或只用“一音”組織主調,但是不如柯氏之全篇一律,有意好奇罷了。譬如白提火粉在他的“第七生風里” 7. Symphonie 中,曾有數拍,其音如下。

## 白 提 火 粉 第 七 生 風 里

附 譜 六

(乙)斜線式的“主調。”可分兩種。一為“向上斜線。”二為“向下斜線。”茲舉兩例如下。

(1) 向上斜行直線之主調。此譜係選自波蘭音樂大家曲冰 Chobin 之著作。

曲 冰

附 譜 七

(2) 向下斜行直線之主調。此譜係選自奧國音樂大家約翰史特老司 J. Strauss 的作品。

約 翰 史 特 老 司

附 譜 八



### (三) 曲線的主調

曲線一稱“波線”，計分兩種：一種是“微波線”。好像是和風吹縈一池春水，略起一點微波一樣。一種是“大波線”。好像是狂風吹動海水，大揚其波，忽而壁立萬仞，忽而低墜九淵一樣。茲請繪圖比較如下。

(甲)微波線



(乙)大波線




(甲)微波線的主調。譬如德國音樂家阿芬把赫O-fenbach(阿氏常住在巴黎)於其名著中，曾有一段如下。

附  
譜  
九

阿芬把赫

我們將眼一望，但見譜中黑點或上或下，相距至多只有一階，頗似春波微瀾之象，故我們稱之為“微波線”。

(乙)大波線的主調。類似宏濤巨浪。忽起忽伏。其始也奔流洶湧。愈來愈高。及至高到極點。然後一落而下。稍減其勢。在歐洲音樂作品中。有時特別聲音逐漸高升。及高到極點之後。乃一落而下。使聽者前此逐漸奮張之精脈。至是始告一段落。復回原狀。但每段音樂之中。只許有一個最高之點。而且常在該段將要結尾之時。蓋非如此不足以顯出“最高之點”的作用也。茲選錄曲冰所作樂譜一段如下。(譜中有★符號者。即最高之點也。)



#### (四) 主調的彈性

主調的彈性。可分兩種。第一種是：最初一跳。然後一步一步的朝反對方向走去。第二種是：最初一步一步的走去。然後忽朝反對方向一跳。茲請分述如下。

第一種之例有二：其一採自曲冰作品。其一採自馬

酒兒作品。其式如下：

曲冰<sup>9</sup>

附 譜 十 一

The image shows two staves of musical notation. The first staff is labeled '曲冰' and features a melodic line with a bracket above it labeled '一步一步的向下走去' (step by step downwards). A smaller bracket above the first few notes is labeled '向上 一 跳' (up one jump). The second staff is labeled '馬酒兒' and features a melodic line with a bracket below it labeled '一步一步的向上走去' (step by step upwards). A smaller bracket below the first few notes is labeled '向下 一 跳' (down one jump).

第二種之例亦有二皆採自勛白格 Schönberg 作品。其式如下：

附 譜 十 二

勛 白 格

The image shows two staves of musical notation. The first staff is labeled '勛白格' and features a melodic line with a bracket above it labeled '一步一步的向上走去' (step by step upwards). A smaller bracket above the last few notes is labeled '向下 一 跳' (down one jump). The second staff features a melodic line with a bracket below it labeled '一步一步的向下走去' (step by step downwards). A smaller bracket below the last few notes is labeled '向上 一 跳' (up one jump).

## (五) 諧和的主調

所謂諧和的主調，即是用諧和各音 *Harmonische Töne* 所組成的調子。譬如 C 陽調的“三音諧和”為 C, E, G, 三音。現在我們把他先後引入調子。則其式如下。（此譜採自海登 Haydn 作品。）

## 附 譜 十 三

海 登

c e g c e g c e c e g c e g

本來所謂“三音諧和”的意思，是將 c, e, g 三音同時一次發出。現在我們把他引入調中，分為先後三次發出。好像是把一個“三音諧和”切成三部分，分配於主調之中，於是調中各音皆與該調“三音諧和”有關，並未雜以他音。故我們稱呼他為“諧和的主調”。此種調子性質常帶一種“雄壯”的男性。

## (六) 局外音與主調

上面所述“諧和的主調”，乃是講“諧和各音” *Harmonische Töne* 與“主調” *Melodie* 的關係，此處所

說的則是講“局外音” *Harmoniefremde Ton* 與“主調” *Melodie* 的關係，所謂“局外音”者，即不屬於“諧和各音”之內者也。

一個調子之中，不能永遠都用諧和之音，其勢不能不參加一些“局外音”進去。譬如 C 陽調之音階次序為 c d e f g a h c' 八音，而其中除 c e g (h) 各音外，其餘都是“局外音”假如我們把他列為樂譜，則其式如下。（其中有※符號的，即是“局外音”）




附譜十四

茲再引四個實例如下：

1. 過路之音

(Durchgangsnote)

白堤火粉




附譜十五

2. 換肩之音

(W. ohselnote)

白堤火粉




\* (\*) \*

附譜十六

3. 預鳴之音

(Vorausnahme)

白堤火粉



\* \*

附譜十七

4. 延餘之音

(Vorhalte)

附譜十八

瓦庚來



\*

以上四種皆是“局外音”。（凡譜中有 \* 符號的皆是。）所謂過路之音者，即是假道“局外音”，以達到其他“諧和之音”之意也。所謂換肩之音者，即是用“局外音”一換其肩之意也。所謂預鳴之音者，即是此種“局外音”原屬於將來諧和中之一部分，現在不過預先發出而已。所謂延餘之音者，即是此種“局外音”本屬於已往諧和中之一部分，現在不過一種延長剩餘而已。此四種“局外音”之應用，皆與諧和學有關。容俟第三編中詳論。此處所應知者，即是“局外音”這樣東西，亦是組織主調的重要材料。而且利用“局外音”所組成的主調，每每富於一種柔媚的女性，恰與上面所謂“諧和的主調”相反。

### （七）堆砌與稀鬆

所謂堆砌者，即將一個（或一羣）音重複數次。所謂稀鬆者，即於一句調子之中，雜以若干休止符。我們若利用這兩個方法，便能以少數音節，製成較長的調子。茲請舉例一二如下。

## 1. 堆砌之例

(Häufung)

1.

## 附 譜 十 九

摩 擦 耳 提

## 2. 稀鬆之例

(Hemmung)

2.

## 附 譜 二 十


白 提 火 粉

(八) 節 奏 與 主 調




調中節奏段落,大約可分三種。一曰簡單節奏,如 a a a 是也。二曰平行節奏,如 a b a b 是也。三曰交叉節奏,如 a b b a 是也。茲舉三例如下。



(1) 簡單節奏



(2) 平行節奏



(3) 交叉節奏

附譜二十一

(九) 起首與結尾

主調中間各音,皆由作者自由選用。怎樣好聽便怎樣配置。毫無限制。(惟其中音階步驟,不宜過於多跳。

) 至於起首與結尾之音,則略有限制,大抵起首之音,多用基音,第五音,或第三音三種。至於結尾之音,則須用基音。(間有例外。)譬如C陽調,則宜以c(基音),g(第五音,)或e(第三音)為起首之音,而結尾則應用c(基音)音,(間有用e音者,列為樂譜,其式如下。

附 譜 二 十 二

或用 c      或用 g      或用 e

C 起首音  
陽調

須用 c      或用 e

C 結尾音  
陽調

又結尾之前一音,宜用與基音相隣之音。譬如C陽調則宜用h或d一音,使人有趨於結尾收束一途之感。

或用 h      或用 d

C 尾之前一音  
陽調結

h c      d c

附圖二十三

## 第三編 諧和學

### (一) 諧和之定義

什麼叫做“諧和” Harmonie。即是若干異音同時而鳴。且有一定之組織者也。

現在請釋第一義“若干異音同時而鳴”八字。“諧和”是許多相異的聲音，在同一時間發出，與“主調”不同。（“主調”是一串聲音先後陸續發出。）

但是隨隨便便，幾個異音同時共鳴，還不能算是“諧和。”換言之，所謂“諧和”者，實具有“一定之組織者也。

什麼是“一定之組織？”便是“隔三相累法” Terzenweiser Aufbau。換言之，諧和之構成，乃是每隔三階累上一音。“如是者累二次，便構成”三音諧和“ Dreiklang。如是者累三次，便構成“七階諧和” Septimenakkord。如是者累四次，便構成“九階諧和” Nonenakkord 其式如下。



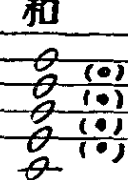
$$\text{三音諧和} \left\{ \begin{array}{cccccccc} 1 & 2 & 3 & 4 & 5 & 6 & 7 & 8 \\ c & d & e & f & g & a & b & c \\ \times & & \times & & \times & & & \end{array} \right\} = c \quad e \quad g$$

$$\text{七階諧和} \left\{ \begin{array}{cccccccc} 1 & 2 & 3 & 4 & 5 & 6 & 7 & 8 \\ c & d & e & f & g & a & b & c \\ \times & & \times & & \times & & \times & \end{array} \right\} = c \quad e \quad g \quad h$$

$$\text{九階諧和} \left\{ \begin{array}{cccccccc} 1 & 2 & 3 & 4 & 5 & 6 & 7 & 8 & 9 \\ c & d & e & f & g & a & b & c & d \\ \times & & \times & & \times & & \times & & \times \end{array} \right\} = c \quad e \quad g \quad h \quad d$$


我們細看上列“三音諧和，”乃是在 *c* 之上，先隔三階而得 *e*，再隔三階而得 *g*。於是 *c e g* 三音相累，遂成爲“三音諧和。”同樣，“七階諧和”乃是在 *c* 之上，先隔三階而得 *e*，再隔三階而得 *g*，再隔三階而得 *b*，於是 *c e g b* 四音相累，遂成爲“七階諧和。”同樣，“九階諧和”乃是在 *c* 之上，先隔三階而得 *e*，再隔三階而得 *g*，再隔三階而得 *b*，再隔三階而得 *d*。於是 *c e g b d* 五音相累，遂成爲“九階諧和。”

假如我們把這三種諧和，寫在譜上，便好像是一串珍珠，依次積累，其式如下。

三音 諧和	七 階 諧 和	九 階 諧 和	附 譜 二 十 四
			
<p><i>g</i> (f)</p> <p><i>e</i> (d)</p> <p><i>c</i></p>	<p><i>h</i> (a)</p> <p><i>g</i> (f)</p> <p><i>e</i> (d)</p> <p><i>c</i></p>	<p><i>d</i> (c)</p> <p><i>h</i> (a)</p> <p><i>g</i> (f)</p> <p><i>e</i> (d)</p> <p><i>c</i></p>	

在西洋音樂中,凡是用“隔三相累法”所構成的諧和,我們通稱之為“基礎諧和” Grundakkord,是為其他一切諧和之源泉,換言之,其他一切諧和之產生,皆係由各種基礎諧和變化而出。譬如我們把三音諧和 *c e g* 之原來次序,略為顛倒,便可新產兩種諧和。

(甲) “六階諧和” Sextakkord (*c g e*)。 (乙) “四六諧和” Quart-Sextakkord (*g e e*)。列為譜式則如下。



附譜二十五

我們細觀此譜，則知“六階諧和”e g e。與“四六諧和”g e c。不過把三音諧和c e g原來次序，加以變動而已。其為c e g三音也則固彼此相同。始終未變。換言之，“三音諧和”好像是母親，其餘“六階諧和”“四六諧和”等等，好像是她的子女。故我們若就外觀而論，“六階諧和”與“四六諧和”之構成，似乎不是依着前面所謂“隔三相累法。”但是我們細考他們的來源，仍是出於“隔三相累法。”的血統。因此之故，“隔三相累法”是構成諧和的基礎。亦即前面所謂“一定之組織。”

### (二) 協音與不協音

我們知道，兩個音（或兩個以上）同時共鳴時，常發生兩種現象。（甲）彼此完全相協。（乙）彼此毫不相協。前者稱爲“協音” Konsonanz，後者稱爲“不協音” Dissonanz，茲請分述如下。

(甲)協音。計有八種

1. 同音 Einklang。如 c 與 c 兩音，同時共鳴是也。
2. 高低相異之同音 Oktave。如 c 與 c<sup>1</sup> 或 c 與 c<sup>2</sup> 兩音，同時共鳴是也。
3. 五階 Quinte。如 c 與 g 兩音，同時共鳴是也。
4. 四階 Quarte。如 c 與 f 兩音，同時共鳴是也。
5. 長三階 Grosse Terz。如 c 與 e 兩音，同時共鳴是也。
6. 短三階 Kleine Terz。如 c 與 es 兩音，同時共鳴是也。
7. 長六階 Grosse Sexte。如 c 與 a 兩音，同時共鳴是也。
8. 短六階 Kleine Sexte。如 c 與 as 兩音，同時共鳴是也。

現在我們再把他列爲譜式如下。

附 譜 二 十 六

(甲) 協音八種

*d e f gis(a) h c d e f gis a*

1	2	3	4	5	6	7	8
<i>d</i>	<i>d</i>	<i>d</i>	<i>d</i>	<i>d</i>	<i>d</i>	<i>d</i>	<i>d</i>
<i>c</i>	<i>c</i>	<i>c</i>	<i>c</i>	<i>c</i>	<i>b</i>	<i>c</i>	<i>b</i>

(乙)不協音。除了上述八種協音以外，其餘各種“兩音同時共鳴。”皆屬於“不協音”一類，其數甚衆。茲但略舉數例如下。

附 譜 二 十 七

(乙) 不協音若干

1	2	3	4	5	6	7
<i>d</i>	<i>d</i>	<i>d</i>	<i>d</i>	<i>d</i>	<i>d</i>	<i>d</i>
<i>c</i>	<i>b</i>	<i>c</i>	<i>b</i>	<i>c#</i>	<i>c#</i>	<i>b</i>

用兩個（或兩個以上）協音所造成的諧和，謂之爲“協音諧和” Konsonanter Akkord。用兩個（或兩個以上）不協音所造成的諧和，謂之爲“不協音諧



和” Dissonanter Akkord.

### (三) 四音相配

所謂諧和,乃是數音同鳴,而其中尤以四音同鳴之時爲最普通.在四音同鳴中,復有兩種配法.一曰寬配 Weite Lage. 二曰緊配 Enge Lage. 茲舉甲乙兩例如下.

(甲) 寬配      (乙) 緊配

附譜二十八

我們細看上譜,所謂“寬配”者,乃是四音之間,彼此距離疏遠.反之,所謂緊配者,乃是其中一部分音彼此距離甚近.

通常四人合唱之歌譜,則喜用“寬配.”而以上行兩音,代表高音。(一爲最高音 Sopran. 一爲次高音, Aet.

皆係女子或未成年兒童之音。) 下行兩音,代表低音,

(一為次低音 Tenor, 一為最低音 Bass, 皆係成年男子之音。) 此外各種樂譜,“寬配”或“緊配”皆由作者隨意選用。

至於相配規則,通常略有限制,茲請述之如下。

(I) “最高音”與“次高音”之間,相距不得超過“八階” Oktave。如下列譜中之(a)例,是對的,(b)例,是不對的。(因其相距太遠。)

(I)

附譜二十九

(II “次高音”與“次低音,”雖僅隔八階,亦嫌太遠。如下列譜中之(b)例是也。但是假如“次低音”與“最低音”之間,相隔只有三階或二階,則為例外。如下列譜中之(c)例,亦是對的是也。(按譜中(a)例是對的。)

附 譜 三 十

(II)

太遠

雖是為例外 遠無宮

(II)“最低音”與“次低音”之間,距離雖遠,亦無妨害如下列譜中之(a)例是也。

(III)

不遠

附譜三十一

(四) 換位法

什麼叫做“換位法”Umkehrung?就是把“基礎譜和”原來的位序,加以變換倒置。譬如“三音譜

和”之原來位置是：

3. *g* (最高音)

2. *e* (中音)

1. *c* (最低音)

現在我們把 *c* 移置上層，其結果遂成爲：

1. *c* (最高音)

2. *g* (中音)

3. *e* (最低音)

若我們再把 *e* 移置上層，其結果遂成爲：

2. *e* (最高音)

1. *c* (中音)

3. *g* (最低音)

由此看來，因換位的結果，*c*, *e*, *g* 三音各爲一次最低音，而其中位置次序，亦復彼此不同。然究其來源，皆係由“基礎諸和”(c e g) 一個形式，變換位置而生出來的。故“基礎諸和”有如母親，其由換位所得來之各種諸和，則只算是她的一些子女。

同樣，“七階諸和”(一名四音諸和) 亦可以利用“換位法”，而新產三種諸和。譬如：

基礎 原來 譜和 次序	由換 位所 第一 次得	由換 位所 第二 次得	由換 位所 第三 次得
4. f	1. g	2. h	3. d (最高音)
3. d	4. f	1. g	2. h
2. h	3. d	4. f	1. g
1. g	2. h	3. d	4. f (最低音)

同樣，“九階譜和，”（一名五音譜和。）亦可以利用“換位法，”而新產四種譜和。譬如：

基礎 原來 譜和 次序	由換 位所 第一 次得	由換 位所 第二 次得	由換 位所 第三 次得	由換 位所 第四 次得
6. a	7. g	2. h	3. d	4. f (最高音)
4. f	5. a	7. g	2. h	3. d
3. d	4. f	5. a	1. g	2. h
2. h	3. d	4. f	5. a	1. g
1. g	2. h	3. d	4. f	5. a (最低音)

惟因“九階譜和”規則，限制第九階 a，不得與 g 或 h 鄰接，造成“二階”Sekand；亦不得與基音 g 造成七階之故。所以通常換位方法，略有變更，其式如下。

5. a <sup>1</sup>	5. a <sup>2</sup>	5. a <sup>2</sup>	5. a <sup>2</sup>	1. g <sup>2</sup> (最高音)
4. f <sup>1</sup>	1. g <sup>1</sup>	2. h <sup>1</sup>	3. d <sup>2</sup>	4. f <sup>2</sup>
3. d <sup>1</sup>	4. f <sup>1</sup>	1. g <sup>1</sup>	2. h <sup>1</sup>	3. d <sup>2</sup>
2. h	3. d <sup>1</sup>	4. f <sup>1</sup>	1. g <sup>1</sup>	2. h <sup>1</sup>
1. g	2. h	3. d <sup>1</sup>	4. f <sup>1</sup>	5. a (最低音)

(按上列表字母角上之 1, 2, 符號係“表示音級 Oktave 高低。譬如從 g<sup>1</sup> 到 a<sup>2</sup>, 及從 a 到 h<sup>1</sup>, 皆係相距“九階”None。從 h<sup>1</sup> 到 a<sup>2</sup>, 則係相距“七階”Septime。要之皆非“二階”Sekunde。)

### (五) 五十八種諧和

前面曾經說過,“諧和”Akkord 乃是數種異音同時齊鳴。但是所謂“數種異音。並不是隨便拿幾個音來湊在一處,便算了事。乃是有一定限制的。所以現在我們又應該研究。究竟那幾個音始准湊在一處,茲僅就西洋音樂通常所用者而言。大約只有五十八種。(若全體寫出,則在百種以上。)而且我們可以把牠歸納成三大類,(I)三音諧和 Dreiklang,(II)四音諧和 Vierklang。(一名“七階諧和”Septimenakkord,) (III)五音諧和 Fünfklang。(一名“九階諧和”Nonenakkord。)茲請

分述如下。

(1)三音諧和。是三個異音同時齊鳴。其中復分爲甲乙丙丁四種“基礎諧和” Grundakkord。而且每種“基礎諧和”皆可各自“換位” Umkehrung 二次。換言之，每種從此又可各產兩種“諧和。”故“三音諧和”共有十二種。其式如下。

三 音 諧 和 十 二 種

	(1)基礎	(2)換位	(3)換位	
(甲)				附 譜 三 十 二
	(4)基礎	(5)換位	(6)換位	
(乙)				
	(7)基礎	(8)換位	(9)換位	
(丙)				
	(10)基礎	(11)換位	(12)換位	
(丁)				

(II)四音諧和。是四個異音同時齊鳴。其中復分爲甲乙丙丁戊己庚七種“基礎諧和。”而且每種“基礎諧和”皆可各自“換位”三次。換言之，每種從此又可各產三種“諧和。”故“四音諧和”共有二十八種。其式如下。

四 音 諧 和 廿 八 種

(13) 基礎 (14) 換位 (15) 換位 (16) 換位

(甲) 

(17) 基礎 (18) 換位 (19) 換位 (20) 換位

(乙) 

(21) 基礎 (22) 換位 (23) 換位 (24) 換位

(丙) 

(25) 基礎 (26) 換位 (27) 換位 (28) 換位

(丁) 

(29) 基礎 (30) 換位 (31) 換位 (32) 換位

(戊) 



(己) (33) 基礎 (34) 換位 (35) 換位 (36) 換位

(庚) (37) 基礎 (38) 換位 (39) 換位 (40) 換位

(II) 五音諧和。是五個異音同時齊鳴。其中復分爲甲乙兩種“基礎諧和。”(茲僅就最要者而言,其餘各種,以其不甚重要。故從略。)而且每種基礎“諧和,”皆可各自“換位”四次。換言之,每種從此又可各產四種“諧和。”故最重要之“五音諧和,”共有十種,其式如下。

五音諧和十種

(甲) (41) 基礎 (42) 換位 (43) 換位 (44) 換位 (45) 換位

(乙) (46) 基礎 (47) 換位 (48) 換位 (49) 換位 (50) 換位

附譜三十四

除上述三種外，尚有幾個“諧和，”亦復常常應用。但不能歸納於上述各種之中。茲特另列一項，名曰各種諧和之補遺。

(IV) 各種諧和之補遺。其中亦分三音，或四音同時齊鳴兩類。總計其數，約有八種。其式如下。

各 種 諧 和 之 補 遺 八 種

(51) (52) (53) (54) (55) (56) (57)

(58)

附 譜 三 十 五

以上所舉五十八種諧和，其中(1)(2)(3)(4)(5)(6)(52)七種，屬於“協音諧和” Konsonanter Akkord。此外則皆係“不協音諧和” Dissonanter Akkord。假如我們動手製譜，欲知那幾個音始准同時齊鳴，始稱為諧和。那麼，我們必須先行檢查上列五十八種諧和之中，究竟那幾個音始准湊在一處，使之同時齊鳴。好像是我們作詩。必須先行檢查韻本，究竟那些韻屬於一東或是二

冬,既已分別清楚,然後始拿來押上。自然聲韻諧和,不致走韻。故上述五十八種諧和,恰似五十八篇詩韻。(如一東二冬三江四支之類。)但是每篇之中,至多只包含五個音節,較之詩韻每篇所包字數,其繁簡之差,真不可同年而語了。

假如諸君還嫌多,我尙可以減價拍賣。換言之,即請諸君將下列表中 a, b, c, 等等十六種諧和記着,亦就可以勉強够用了。

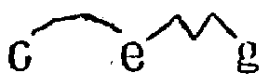
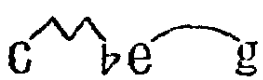
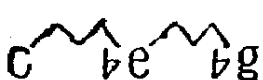

最 要 諧 和 十 六 種 附 表 一

五十八種中之第幾種		特 別 名 稱	特別符號
a)	(1)	陽調三音諧和 Dur-Dreiklang	5 <sub>3</sub>
b)	(4)	陰調三音諧和 Moll-Dreiklang	5 <sub>3b</sub>
c)	(7)	最短三音諧和 Verminderter Dreiklang	5 <sub>3b</sub>
d)	(10)	最長三音諧和 Übermassiger Dreiklang	5 <sub>3#</sub>
e)	(2)(5)(8)(11)	六階諧和 Sextakkord	6
f)	(3)(6)(9)(12)	四六諧和 Quart-Sextakkord	6 <sub>4</sub>
g)	(13)	上五音七階諧和 Dominantseptimentakkord	7
h)	(17)	短七階諧和 Kleines Septimenakkord	7 <sub>5b</sub> 3 <sub>b</sub>
i)	(21)	最短七階諧和 Verminderter Septimenakkord	7 <sub>b</sub> 5 <sub>b</sub> 3 <sub>b</sub>

j)	(14)(18)(22)	五六諧和 Quintsext-Akkord	$\frac{6}{5}$
k)	(15)(19)(23)	三四諧和 Terzquart-Akkord	$\frac{4}{3}$
l)	(16)(20)(24)	二階諧和 Sekund-Akkord	2
m)	(41)	長九階諧和 Grosser Nonenakkord	$\frac{9}{7}$
n)	(46)	短九階諧和 Kleiner Nonenakkord	$\frac{9^b}{7}$
o)	(52)	邁阿坡六階諧和 Neapolitanischer Sextakkord	6 <sup>b</sup>
p)	(53)	最長六階諧和 Übermüssiger Sextakkord	6 <sup>#</sup>

我在上面所舉各例,多以 C 陽調為模範,係舉一隅可以三隅反之意。譬如我們要譜 G 陽調,或 A 陰調,則只須依照上面所列各種諧和之內容組織, (即各音相距的遠近) 移入 G 陽調或 A 陰調之內,比配起來,如法炮製罷了,茲將各種重要“基礎諧和”之內容

( 三 音 諧 和 )

(甲)		附 表 二
(乙)		
(丙)		
(丁)		

( 四 音 諧 和 )

- (甲)  $g \overset{\frown}{\text{---}} h \text{---} d \text{---} f$
- (乙)  $h \text{---} d \text{---} f \overset{\frown}{\text{---}} a$
- (丙)  $\#g \text{---} h \text{---} d \text{---} f$
- (丁)  $d \text{---} f \overset{\frown}{\text{---}} a \text{---} c$
- (戊)  $c \overset{\frown}{\text{---}} e \text{---} g \overset{\frown}{\text{---}} h$
- (己)  $a \text{---} c \overset{\frown}{\text{---}} e \text{---} \#g$
- (庚)  $c \overset{\frown}{\text{---}} e \text{---} \#g \text{---} h$

( 五 音 諧 和 )

- $g \overset{\frown}{\text{---}} h \text{---} d \text{---} f \overset{\frown}{\text{---}} a$
- (乙)  $g \overset{\frown}{\text{---}} h \text{---} d \text{---} f \text{---} a$

組織,列表如上。(表中符號  $\overset{\frown}{\text{---}}$  係表示“長三階。”  $\text{---}$  係表示“短三階。”)

其餘各種諧和，則多由上述各種基礎諧和換位而得。茲不再贅。

又我們辨認諧和種類，以“最低音” Bass 爲準。譬如“三音諧和”  $c e g$ ， $c$  音爲“最低音” Bass，必居最下一層。其餘  $e g$  兩音則可以任意倒置，毫無影響。換言之， $c e g$  固可， $c g e$  亦未嘗不可。（譜中 I, II, III, 三例，皆以  $c e g$  “三音諧和”論。）

I      II      III

三音諧和

附譜三十六

同樣，“六階諧和”  $e g c$ ，則  $e$  音爲“最低音” Bass，必居最下一層。其餘  $g c$  兩音，可以任意倒置，亦毫無影響。換言之， $e g c$  固可， $e c g$  亦未嘗不可。（譜中 I, II 兩例，皆以  $e g c$  “六階諧和”論。）

I      II

C  
G  
E
G  
C  
E

(六) 局外音

照前面所說，凡數種異音齊鳴時，必須該數音原屬於一個諧和之下而後可。但是我們細看西洋樂譜，又往往於諧和各音以外，加入許多“局外音” Harmoniefremde Töne，而與該諧和原有各音毫不相干者也。查此種“局外音”之發生，共有五種。

(甲)過路音 Durchgänge。該音原不屬於本項諧和之中，其所以發現於本項諧和之中者，不過等於一位過路之客，暫時棲止而已，故其所佔地位，亦恒在該拍中不關重要之處。（按即弱聲部。）其式如下。（譜

中符號。✱即“過路音，”◎爲本項諧和。）

(甲) 過路音

附譜二十八

(乙)換肩音 Wechselnote。該音原不屬於本項諧和之中。其所以發現於本項諧和之中者，不過一種換肩作用而已。故該音後面所跟隨之諧和，其內容必須仍與本項諧和內容完全相同。其式如下。（譜中符號。✱即“換肩音，”◎爲本項諧和，◎爲後面諧和。）

(乙) 換肩音

附譜三十九

(丙)預鳴音 Vorausnahme。該音原不屬於本項諧和之中。其所以發現於本項諧和之中者，乃係將後面諧和之音提前一步，預爲發出而已。其式如下。（譜中符號。✱爲“預鳴音，”◎爲本項諧和，◎爲後面諧和。）



(丙) 預鳴音 附譜四十

Detailed description: This musical example shows a treble clef staff with two measures. The first measure contains a quarter note on G4 with a circled symbol (⊙) above it, and a half note on E4 with an asterisk symbol (\*). The second measure contains a quarter note on G4 with a circled symbol (⊙) above it, and a half note on E4. The bass line consists of two notes: a half note on C3 and a half note on E3.

(丁)延餘音 Vorhalt. 該音原不屬於本項諧和之中,其所以發現於本項諧和之中者,乃係將前面諧和之音延長下來的,與本項諧和固毫無關涉者也。其式如下。(譜中符號,\*爲延餘音。⊙爲前面諧和。⊙爲本項諧和)

(丁) 延餘音 附譜四十一

Detailed description: This musical example shows a treble clef staff with two measures. The first measure contains a quarter note on G4 with a circled symbol (⊙) below it, and a half note on E4 with an asterisk symbol (\*). The second measure contains a quarter note on G4 with a circled symbol (⊙) below it, and a half note on E4. The bass line consists of two notes: a half note on C3 and a half note on E3.

(戊)低長音 Orgelpunkt. 低長音者,乃係數拍之中,連用某種“低音”Bass,毫不更動。而同時與之共鳴的各種高音,則隨時變動。故有時與該低音諧和,有時又不與該低音諧和。(即局外音之意。)其式如下。(譜中符號,⊙係表示“低長音。”\*則表示與該“低長音。”不相容之諧和。)

(戊) 低長音

附譜四十二

(己)高長音。高長音恰與低長音相反。換言之，高長音者乃是數拍之中，連用某種“高音”Diskant。毫不更動。而同時與之共鳴的各種低音，則隨時變換，因此之故，有時與該高音諧和，有時又不與該高音諧和。

(即局外音之意) 其式如下。(譜中符號⊙係表示高長音，※則表示與該“高長音”不相容之諧和。)

(己) 高長音

附譜四十三

(庚)長前擊。該音原不屬於本項諧和之中，其所

以發現於本項譜和之中者，蓋因該音爲本項譜和內某音之副音，（即長前擊，）得以聊借一枝棲而已。其式如下。（譜中符號。⊙係表示本項譜和中之某音，※則爲其副音也。）

(庚) 長前擊

附譜四十四

(辛)跳越音。該音性質與“過路音”相同。惟“過路音”係與前音相距只有“二階，”至於“跳越音”則與前音相距不止“二階。”換言之，即跳越數階之意也。其式如下。（譜中符號。⊙係表示前音，而※則爲跳越音也。）

(辛) 跳越音

附譜四十五

以上所述七種“局外音” Harmoniefremde, 皆係原不屬於本項諧和之中, 不過偶然插足其間而已。故每於應用“局外音”之後, 必須隨以各種正當諧和之音。不能任憑“局外音”長駐其間, 紊亂諧和組織也。此種除去“局外音”而復歸於正當諧和之辦法, 在音樂上術語謂之爲“解散” Auflösung。

### (七) 解 散

“解散” Auflösung 之義有二。一種是將“局外音”解散, 復歸於正當諧和, 已如前面如述。一種是將“不協音諧和” Dissonanter Akkord 解散, 代以“協音諧和” Konsonanter Akkord。

“解散”之法亦有二。一種是保留舊諧和, 一種是遷到新諧和。

(甲) 解散“局外音”而代以“正當諧和,” 此處所謂“正當諧和,” 或爲“協音諧和” Konsonanter Akkord, 或爲“不協音諧和” Dissonanter Akkord, 其例如上。(譜中符號, ✖ 係表示“局外音。” ⊙ 係表示“協音諧和。” ⊗ 係表示“不協音諧和。”)

(I) 代以協音譜和者      (II) 代以不協音譜和者

局外者之解散

附譜四十六

又此處所謂“正當譜和。”或為舊譜和。或為新譜和。茲舉二例如下。(譜中符號\*係表示“換肩音” Wechselnote。◎係表示舊譜和。+係表示“預鳴音” Vorausnahme。◎係表示新譜和。)

(I) 代以舊譜和者      (II) 代以新譜和者

(換肩音之解散)      (預鳴音之解散)

附譜四十七

(乙)解散“不協音譜和”而代以“協音譜和。”

此例僅有一種換言之，解散以後，代之而興者，第一必須“協音諧和，”第二必為新諧和，茲舉一例如下。（譜中有 6 及 7 符號者，為“不協音諧和，”有 ⊙ 符號者為“協音諧和。”）

不協音諧和之解散

附譜四十八

當“不協音諧和”由“協音諧和”解散時，所有“不協音諧和”中之“不協音，”（如上列 6 譜和中之 g 音，以及 7 譜和中之 c 音。）必須下降半音或全音，以解散之。譬如上列 c e g a，由 d fis h 解散時，其中“不協音”g，係下降半音，由 fis 以解散之。又如 d fis a c，由 g h (d) 解散時，其中“不協音”c，係下

降半音，由  $b$  以解散之。

“協音諧和”之作用，極能使人心安意適。有如春日之水，平靜無波。反之，“不協音諧和”之作用，則在使人精神奮張。又有如夏日洪濤，驚心動魄。故西洋音樂，除一二極新派外，（如助白格 Schönberg 之徒。）無不於應用（一個或兩個以上。）“不協音諧和”之後，復繼之以“協音諧和。”謂為“不協音諧和之解散。”所以使聽者復由奮張而歸於寧靜之意也。我常把西洋音樂中之“不協音諧和。”比作吾國詩中之仄聲，而“協音諧和”則比作吾國詩中之平聲。譬如一首七絕詩，就通例而論，大抵第一，二，四句末字多用平聲，而第三句末字則多用仄聲。前者有如“協音諧和”後者有如“不協音諧和。”其式如下。

第一句。 黃河遠上白雲間。（協音諧和。）

第二句。 一片孤城萬仞山。（協音諧和。）

第三句。 羌笛何須怨楊柳。（不協音諧和。）

第四句。 春風不度玉門關。（協音諧和。）

當我們誦讀此詩第三句時，其勢非將中氣提起，高唱入雲不可，但是到了第四句之時，又忽如狂風乍息，萬

籟俱清。這便是那個仄聲結尾和平聲結尾的作用。換言之，即由如“不協音諧和”與“協音諧和”之作用。

現在我們若把此詩第四句，亦改作仄聲結尾，再請諸君一讀如何。

第一句。黃河遠上白雲間。（協音諧和。）

第二句。一片孤城萬仞山。（協音諧和。）

第三句。羌笛何須怨楊柳。（不協音諧和。）

第四句。春風不度玉門口。（不協音諧和。）

如此一來，意義雖未嘗變更，而聲韻却極不自然，好像是未曾得着一個着落之處。這便是我們末句不會用平聲，（即“協音諧和。”）去解散那個上句仄聲（即“不協音諧和。”）的原故。這樣看來，“解散”的關係，無論在音樂或詩詞中，均很重要。

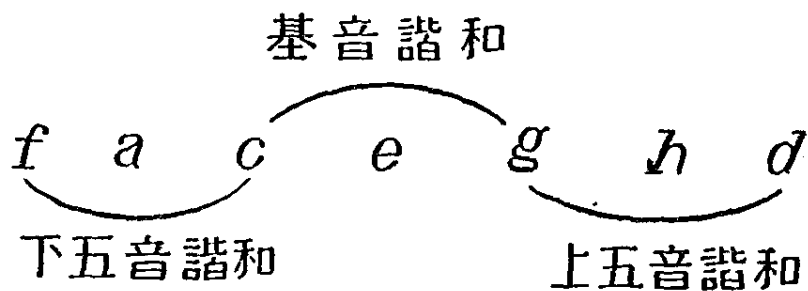
#### （八）結 尾

結尾 Schluss，即是一段或全篇音樂收束之處。我們知道，西洋每一個調子，皆具有三個重要諧和，為其特殊標識。一曰“基音諧和” Tonika。二曰“上五音諧和” Dominante。三曰“下五音諧和” Subdominante。（



皆係三音諧和。屬於前述五十八種諧和中之 1, 4 兩種。) 其式如下。

C 陽調則為：



列為譜表則如下。

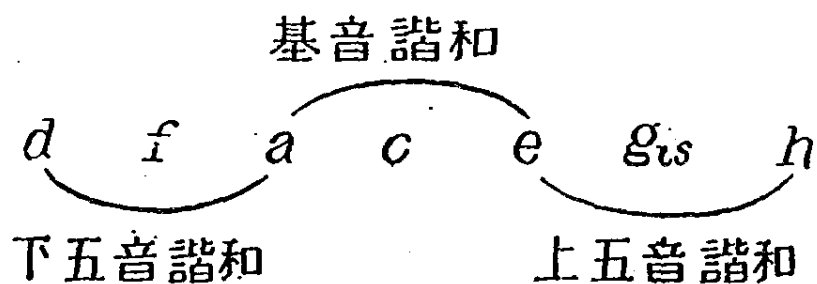
下五音諧和                      基音諧和                      上五音諧和

附譜四十九

C 陽調

f g a h (C) d e f g a h c

A 陰調則為：



列為譜表則如下。

下 諾  
五 和  
音
基 諾  
音 和
上 諾  
五 和  
音
附 譜 五 十

A 陰 調

d e f gis (a) h c d e f gis a

以上所述三個諧和，實為表示全調性質之標識。所以我們結尾之處，必須在三個之中擇用其一，以示該調歸宿。換言之，即令人得着一種該調收束之感也。

結尾 Schluss 可分四種。(甲)總結尾 Ganzschluss。(乙)半結尾 Halbschluss。(丙)偽結尾 Trugschluss。(丁)佛里格結尾 Phrygischer Schluss。

(甲)總結尾。其中復分兩種。(I)普通總結尾。係由“上五音七階諧和” Dominantseptimenakkord 轉到“基音諧和” Tonika 以結尾。譬如 C 陽調，則“上五音七階諧和”為 g h d f。“基音諧和”為 c e g。寫作樂譜，則其式如下。

(I) 由「上五音七階諧和」轉到「基音諧和」以結尾者

最前個和末一諧      最一諧末個和

上七階諧和      基音諧和

附 譜 五 十 一

(II) 教堂總結尾 Kirchenschluss。係由“下五音諧和” Subdominant: 轉到“基音諧和”以結尾。譬如 c 陽調。則“下五音諧和”為 f a c。“基音諧和”為 c e g。寫作樂譜。則其式如下。

(II) 由『下五音諧和』轉到『基音諧和』以結尾者

最前個和 末一諧  
最一諧 末個和

附譜五十二

c a f (下五音諧和)  
g e c (基音諧和)

以上兩種總結尾，第(1)種為普通作品所採用，令人聞之，頗有昂頭天外，俯仰今古之概。第(II)種則多為教堂樂章所採用，令人聞之，常生返求諸己，寧靜沉默之感。我們製譜宜用何種結尾，則視其所欲表現之情景如何而定也。

(乙)半結尾。半結尾者，即最末一個諧和不用“基音諧和”，而用“上五音諧和”或“下五音諧和”，大抵於篇中各種段落處用之。譬如，

附 譜 五 十 三

最前個和 末一譜	最一譜 末個和	最前個和 末一譜	最一譜 末個
<i>g e c</i> (基音譜和)	(此係用上五音譜和結尾)	<i>d f a</i> (上五音譜和)	<i>g e c</i> (基音譜和)
		(此係用下五音譜和結尾)	<i>c a f</i> (下五音譜和)

(丙)爲結尾。僞結尾者，是用一種與“基音譜和”略似之調和，以作一種虛僞的結尾，其實並未嘗真正從此結束也。此種“僞結尾”所用之譜和，大半是本調之“第六階三音譜和”。譬如。陽調則其“第六階三音譜和”爲 *a c e*。其式如下。

最前個和末一諧      最一諧末個和

用 第六階三音諧和 以結尾者

附 譜 五 十 四

(丁)佛里格結尾。佛里格結尾 Phryischer Schluss 者，係用本調之第三階組成“陽調三音諧和” Dur-Dreiklang 以結尾。譬如 c 陽調之第三階為 e，組成“陽調三音諧和，’則為 e gis b。其式如下。（按最末前一個諧和，應為第二階所組成之陰調三音諧和，譬如 dfa，或再換位一次得 fad。）

用第三階組成之陽調三音譜和以結尾者

最前個和                      最一譜  
末一譜                              末個和

*d*  
*a*  
*f*  
 (六階譜和)

*h*  
*g*  
*b*  
*d*  
 (陽調三音譜和  
第三階組成之)

附 譜 五 十 五

以上四種結尾方法,其中只有(甲)總結尾一種,係完全結尾,其餘(乙)半結尾(丙)僞結尾(丁)佛里格結尾三種,皆非完全結尾,換言之,尚須他音加以繼續或補足者也。

### (九) 轉調

轉調 Modulation, (或稱為 Ausweichung) 即是由甲調轉到乙調之謂,其中復分為二種,第一種是轉到

“與本調相關之調，”第二種是轉到“與本調無關之調，”本節所討論者，則限於第一種。因第二種轉調之法，純任作者自由，殊無規則可言，故從闕也。

什麼叫做“與本調相關之調”即是本調的“上五階”Oberquinte，“下五階”Unterquinte，“上三階”Oberterz，“下三階”Unterters，“同階”Einklang各種，譬如C陽調，則其可以轉入之調，應為下列各種。

(甲)G陽調。(為C陽調之上五階。)

(乙)F陽調或陰調。(為C陽調之下五階。)

(丙)A陰調或陽調。(為C陽調之下短三階。)

(丁)As陽調。(為C陽調之下長三階。)

(戊)E陰調或陽調。(為C陽調之上長三階。)

(己)Es陽調。(為C陽調之上短三階。)

(庚)C陰調。(為C陽調之同階。)

又如A陰調，則其可以轉入之調，應為下列各種。

(甲)E陰調或陽調。(為A陰調之上五階。)

(乙)D陰調。(為A陰調之下五階。)

(丙)C陽調或陰調。(為A陰調之上短三階。)

(丁)Cs陰調。(為A陰調之上長三階。)



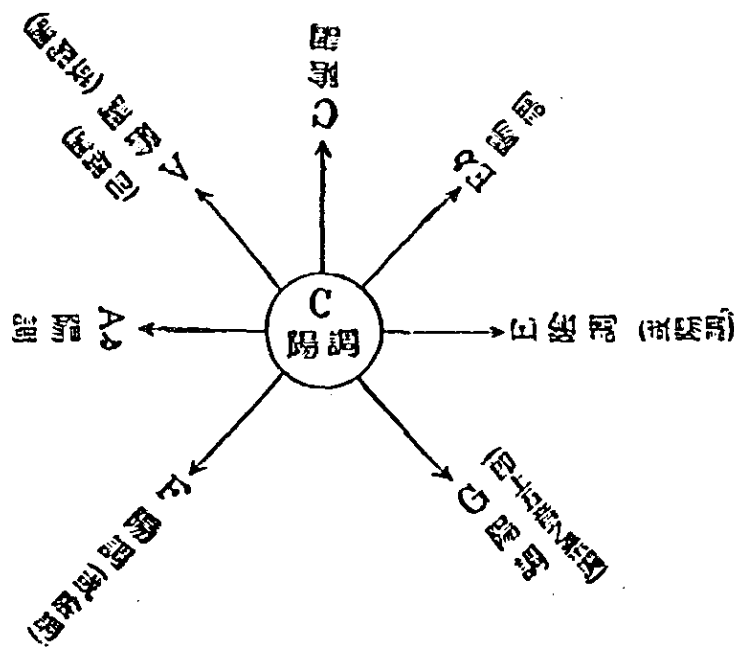
(戊) F 陽調或陰調。(爲 A 陰調之下長三階。)

(己) Fis 陰調。(爲 A 陰調之下短三階。)

(庚) A 陽調。(爲 A 陰調之同階。)

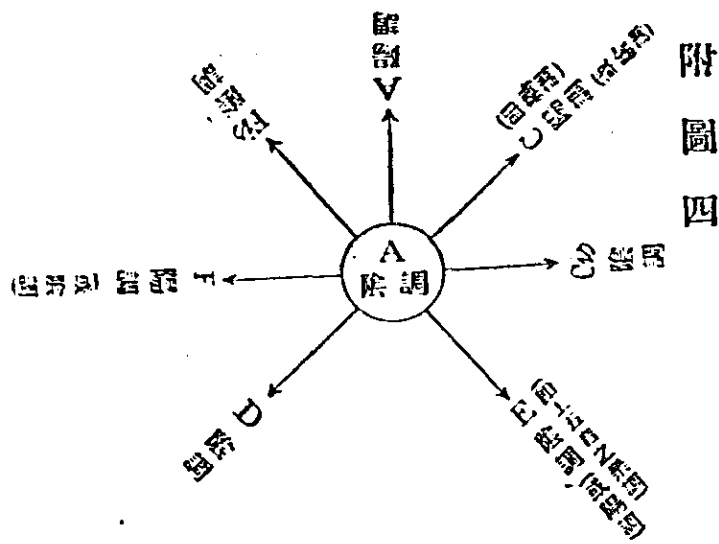
以上各種之中,以(甲)(丙)兩種爲最重要。(甲)種一名“上五音之樂調” Dominant-Tonart,例如 G 陽調之於 C 陽調,或 E 陰調之於 A 陰調是也。(丙)種一名“偶調” Parallel-Tonart。例如 A 陰調之於 C 陽調,或 C 陽調之於 A 陰調是也。茲將 C 陽調或 A 陰調轉調之法,製成兩圖如下。

(I) C 陽調之轉調圖



附圖三

(III) A 陰調之轉調圖



附圖四

十二陽調之轉調表 (附表三)

本 調	應 轉 入 之 調						
	上五階 陽 調	下五階 陽 調 (或陰調)	下短三階 陰 調 (或陽調)	下長三階 陽 調	上長三階 陰 調 (或陽調)	上短三階 陽 調	同 階 陰 調
C	G	F	A	As	E	Es	C
G	D	C	E	Es	H	B	G
D	A	G	H	B	Fis	F	D
A	E	D	Fis	F	Cis	C	A
E	H	A	Cis	C	Gis	G	E
H	Fis	E	Gis	G	Dis	D	H
Fis	Cis	H	Di	D	Ais	A	Fis
F	C	B	D	Des	A	As	F
B	F	Es	G	Ges	D	Des	B

Es	B	As	C	Ces	G	Ges	Es
As	Es	Des	F	E	C	Ces	As
Des	As	Ges	B	A	F	E	Des

十二陰調之轉調表 (附表四)

本 調 陰 調	應 轉 入 之 調						
	上五階 陰調 (或陽調)	下五階 陰調	上短三階 陽調 (或陰調)	上長三階 陰調	下長三階 陽調 (或陰調)	下短三階 陰調	同階 陽調
A	E	D	C	Cis	F	Fis	A
E	H	A	G	Gis	C	Cis	E
H	Fis	E	D	Dis	G	Gis	H
Fis	Cis	H	A	Ais	D	Dis	Fi
Cis	Gis	Fis	E	Eis	A	Ais	Cis
Gis	Dis	Cis	H	C	E	Eis	Gis
Dis	Ais	Gis	Fis	G	H	C	Dis
D	A	G	F	Fis	B	H	D
G	D	C	B	H	Es	E	G
C	G	F	Es	E	As	A	C
F	C	B	As	A	Des	D	F
B	F	Es	Des	D	Ges	G	B

(按上列兩表,係照十二平均律計算。換言之,其中有許多音,其名雖異,而其實是相同的。譬如cis=des,dis=es, fis=ges, gis=as, ais=b。讀者幸勿誤會。)

## (十) 轉調之方法

轉調方法甚多,茲但列舉其最普通者三種如下。

(甲)正式轉調法。其法係以新調(按即應轉入之調。)之“上五音七階諧和” Dominantseptimenakkord, 爲新舊兩調之過渡橋梁。譬如我們欲將 C 陽調轉入 G 陽調。那麼,我們便應該拿 G 陽調之“上五音七階諧和” d f i s a c, 作爲過渡橋梁,以介於新舊兩調之間。我們可以稱他爲“過渡諧和。”其式如下。

C 陽 調	過 渡 諧 和	G 陽 調	附 譜 五 十 六

但是我們假如在“過渡諧和”之前,再加入一個“預備諧和”(如 a c e, e g h, 之類。)上去,則其換調步驟,更覺從容不迫,適於耳覺。其式如下。(譜中符號, ⊙ 爲舊調, ✱ 爲“預備諧和”, + 爲“過渡諧和。” ⊙)

爲新調.)

附 譜 五 十 七

The musical notation for '附譜五十七' consists of two staves. The upper staff is in treble clef and shows three chords: a C major triad (circled), a C minor triad (marked with an asterisk), and a C major triad with a sharp sign (marked with a plus sign). The lower staff is in bass clef and shows three notes: C, B, and A, corresponding to the chords above.

(乙)升音降音轉調法。即是將舊調諸和中之某階,升高或降低半音,作爲“過渡諸和”,以轉入新調。其式如下。(譜中符號,一如前例。)

The musical notation for '附譜五十八' consists of two staves. The upper staff is in treble clef and shows three chords: a C major triad (circled), a C minor triad (marked with an asterisk), and a C major triad (circled). The lower staff is in bass clef and shows three notes: C, B, and A, corresponding to the chords above.

(丙)最短七階諸和轉調法。“最短七階諸和” Verminderter Septimenakkord, 是三個“短三階” Kleiner Terz 所組成。我們知道,近代西洋所用的是十二平均律,往往一個律代表幾個律。(譬如一個 f 音,却同

時代表了 eis 及 geges 兩個音。) 因此之故,西洋音樂家,遂利用這個弱點, (不純的弱點,) 把一個 “最短七階諧和” gis h d f, 或當作 as h d f, 或當作 as ces d f, 或當作 gis h d eis 等等看待,換言之,只在譜中引入一個 “最短七階諧和,” 便可轉入無數的新譜,茲略舉數例如下。

附譜五十九

上列譜中有※符號者,即為 “最短七階諧和。” 其寫法與音名雖有四種,而在鋼琴風琴上,却都當作一種看待,所以同時利用這種 “多方面” 的特質,便可轉入 A, C, Es, Fis 各種陰調, (尚可轉入其他陰調陽調多種,因避繁,恕不再錄。) 這真是最便宜的辦法。

上述三種方法,以 (甲) 種為較難,但是屬於轉調方法之正宗,因為他能將新舊過渡情形,確切表示出來使人見之,出處分明,至於其他(乙)(丙)兩種,則較為容易,然又因其過於容易之故,使人對於轉調印象,不如 (甲) 種之深,此則吾人不可不知者也。

(十一) 一點規則

西洋音樂關於諧和應用的規則，異常繁難，偶一不慎，即犯規條。因此種種束縛之故，不免大礙天才發展。所以現代新派作者，對於遺傳規則之束縛，往往樹起革命旗幟，多方解脫，力求自由。話雖如此，但各種規則之中，亦實有數項甚為重要，萬不可不知者。茲請分述如下。

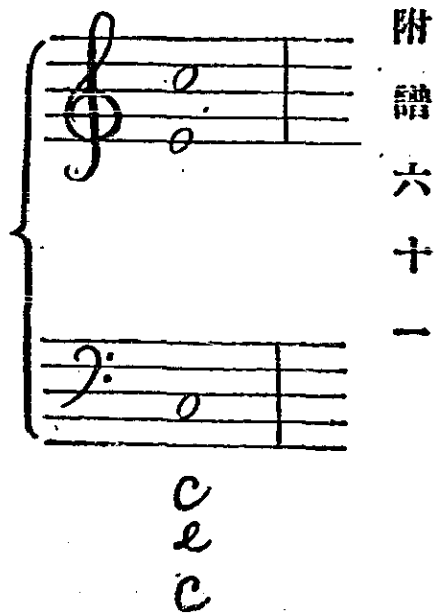
(甲)何音宜複？譬如有一個“三音諧和” $c e g$ ，現在我們想將三音中之某音，重複一次，以便成為四音。究竟其中那一個音，最宜重複，這個答案，便是“基音 Prim 最宜於重複。”換言之，即是  $c$  音可以重複，其式如下。

附  
譜  
六  
十

$c$   
 $e$   
 $g$   
 $c$

至於“第三音”Ters (如譜中之 e.) 與“第五音”Quinte. (如譜中之 g.) 雖亦可以重複,但是最易犯規,初學的人,總以不重複為妙。

(乙)何音宜去? 譬如有一個“三音諧和”c e g, 現在我們想將三音之中,省去一音,究竟其中那一個音,最宜省去,這個答案,便是“第五音 Quinte 最宜省去。”換言之,即是 g 音可以省去,其式如下。



(丙)何音既不宜複又不宜去? 即“第三音”Ters 是也,譬如上面所舉之“第三音”e, 既不宜孟浪重複,但同時亦不可輕易省去,換言之,“第三音”之



在諸和中，實為一種既不可多又不可缺之物也。其式如下。（譜內 I 例之中包含一個 e 音，是對的。II 例之中省去一個 e 音，是不對的。III 例之中將 e 音重複一次，亦是不對的。）

附譜六十二

I	II	III
<p>c g e c</p>	<p>c g c</p>	<p>e e e c</p>

(丁)何音不可重複？即“第七音”Septime 與“第九音”None 是也。此兩音在諸和中皆居於“不協音”Dissonante 之地位，不可加以重複。譬如有一個“七階諸和”g h d f，則第七階 f 不可重複。又如有一個“九階諸和”g h d f a，則第七音 f 與第九音 a 皆不可重複。其式如下。（譜中 I II 兩例，均是不對的。）

I                      II

附 譜 六 十 三

即或上列兩種基礎諧和，（即七階諧和與九階諧和，）利用換位方法而成爲“五六諧和”“三四諧和”等等，然而  $f$ （或  $a$ ）一音仍始終居於“不協音”地位，不可孟浪重複。

又“七階諧和”中之第七音  $f$ ，與“九階諧和”中之第九音  $a$ ，皆不可缺，缺則喪失其本質，令人無從辨別，但“九階諧和”中之“第七音”  $f$ ，可以省去。

（戊）可跳與不宜多跳。由這個諧和到那個諧和，其中各音引渡步驟，有可以跳者，有不可以跳者，前者

如最低音 Bass, 可以任意跳去。(例如下列譜中之 C, G 兩音, 或上或下, 大跳特跳, 均無不可, 後者如其他三個音, 則不宜多跳, 總以愈近愈好。(例如下列譜中之 . 從  $c^2$  到  $h^1$ , 從  $g^1$  到  $g^1$ , 從  $e^1$  到  $d^1$ , 相隔均極近, 算是最好的, II 例次之, III 例則壞透了。

附譜六十四

	I. 最好	II. 不好	III. 壞透了
--	-------	--------	----------

The musical notation consists of two staves. The upper staff is labeled '其他音' (Other voices) and the lower staff is labeled '最低音' (Bass). Each staff has a treble clef and a bass clef respectively. The notes are connected by lines, and some are marked with 'o' above them. Below the staves, the notes are labeled with letters and superscripts: C, G, c<sup>2</sup>, g<sup>1</sup>, e<sup>1</sup>, h<sup>1</sup>, d<sup>1</sup>, c<sup>2</sup>, d<sup>2</sup>, g<sup>1</sup>, h<sup>1</sup>, e<sup>1</sup>, c<sup>2</sup>, g<sup>2</sup>, g<sup>1</sup>, h<sup>1</sup>, e<sup>1</sup>.

(已禁止八階平行, 或五階平行, 何謂“八階平行?” Oktave-Parallelbewegung 譬如前一個譜和為  $g, g^1$ . (相距八階。) 後一個譜和為  $c^1, c^2$ . (相距亦是八階。). 於是  $g$  與  $c^1, g^1$  與  $c^1$  之間, 遂形成兩根平行線, 如下列譜中之第 I 例, 這是我們應該禁止的。(按第 II 例亦係八階平行, 不過線形向下而已, 亦在禁止之列。)

## 附 譜 六 十 五

八階平行宜禁止

I II

相距八階 相距八階

相距八階 相距八階

$c^2$   $c^1$   $c^2$   $g$

$g^1$   $g$

何謂“五階平行” Quint-Parallelbewegung? 譬如前一個諧和爲  $f, c^1$ 。(相距五階。) 後一個諧和爲  $a, e^1$ 。(相距亦是五階。) 於  $f$  與  $a, c^1$  與  $c^1$  之間, 遂形成兩根平行線, 如下列譜中之第 I 例, 這亦是我們應當禁止的。(第 II 例亦同。)

## 附 譜 六 十 六

I II

相距五階 相距五階

相距五階 相距五階

$c^1$   $e^1$   $e^1$   $c^1$

$f$   $a$   $a$   $f$

五階平行宜禁止

假如我們要避免這種平行的禁例，則宜將譜中各音位置，略為變更，成為下列形式。學者稱為“相反進行” Gegenbewegung。這又是音樂作品中所常見的。（但亦有人主張禁止。）

附譜六十七

八階相反進行

五階相反進行

又八階平行有例外一種，不在禁例，譬如前一個譜

和爲  $g, g^1$ 。(相距八階。)後一個諧和亦爲  $G, g$ 。(相距亦係八階。)雖構成平行形式,却在不犯禁例之列,如下列譜中之 I 是也。(II, III 兩例亦同。)

## 附 譜 六 十 八

八階平行但不禁止

I II III

$g^1$   $g$   $g^1$   $g$   $g^1$   $g^2$   $g^1$

同樣,五階平行亦有例外一種,不在禁例。譬如前一個諧和爲  $f, c^1$ 。(相距五階。)後一個諧和亦爲  $f^1, c^2$ 。(相距亦係五階。)雖構成平行形式,却在不犯禁例之列。如下列譜中之 I 是也。(II, III 兩例亦同。)

## 附 譜 六 十 九

五階平行但不禁止

I II III

$c^1$   $c^2$   $c^1$   $c^1$   $c^2$   $c^1$

$f$   $f^1$   $f$   $f$   $f^1$   $f$

(庚)禁止變音斜立。何謂變音斜立 Querstand? 譬如前面譜和中曾有一個  $a^1$  音,現在後面譜和中,却把  $a$  音降低半音成爲  $as$ ,而且把他置於低音音級之內,遂構成變音斜立形式,爲音樂家所避忌。如下列一譜是也。(或把  $a$  增高半音成爲  $ais$ ,亦在禁例之列。)

## 附譜七十

變音斜立宜禁止

The musical notation consists of two staves. The upper staff is in treble clef and contains two notes: the first is  $a^1$  (A one line above the staff) and the second is  $a$  (A on the second line). The lower staff is in bass clef and contains two notes: the first is  $a$  (A on the second line) and the second is  $as$  (A flat on the first space). A diagonal line connects the  $a^1$  note in the upper staff to the  $as$  note in the lower staff, illustrating the chromatic descent across staves. The notes are marked with  $\rho$  and  $As$  below them.

但變音斜立,亦有一個例外,不在禁例。譬如 A 陰調中有一個譜和爲  $d f b$ 。(所謂“酒阿坡六階譜和” Neapolitanische Sexte。)而後面所跟隨之譜和則爲  $e g i s h$ ,於是  $b^1$  與  $h$  之間,遂構成變音斜立形式,但在此處,却在不犯禁例之列。

變音斜立但不禁止

附譜七十一

### (十二) 一篇樂譜的解析

我現在且引一篇樂譜爲例，以作本編的結束。這篇樂譜是德國宗教改革家馬丁路德 Martin Luther(1538)所譜的。題曰“我從天上來” Vom Himmel hoch da komm ich her。我們可以把他的“諧和” Akkord “轉調” Modulation 以及“結尾” Schluss 等等，一一分析出來。茲先將下列譜中所用的符號，說明如下。

- |                      |         |
|----------------------|---------|
| $\frac{3}{3}$ = 三音諧和 | } 協音諧和  |
| $\frac{6}{6}$ = 六階諧和 |         |
| $\frac{7}{7}$ = 七階諧和 | } 不協音諧和 |
| $\frac{2}{2}$ = 二階諧和 |         |
| $\frac{5}{5}$ = 五六諧和 |         |



\* = 局外音

附譜七十二

本D  
調陽  
為調

a(Dur) 陽調

5 3 5 3 5 3 5 3 \* 6 2 5 3 0 5 3

不完全  
結尾

e(moll) 陰調 f(aDur) 陽調

6 6 5 3 5 3 5 3 5 3 5 2

佛里  
格結尾

a(Dur) 陽調

5 3 5 3 5 6 5 3 5 3 7 5 3


半結尾

e(moll) 陰調

5 3 5 3 5 6 5 3 \* 5 3 7 5 3

總結尾

我們細看上面這篇樂譜，第一，就“諧和”而論，則其中共有三十四個“協音諧和，”六個“不協音諧和，”兩個“局外音。”我們知道，古代作品皆偏於“協音諧和，”而與近代之喜用“不協音諧和”者不同。所以本篇樂譜之中所謂“不協音諧和”者，實寥寥無幾，而且皆居於極不重要之地位。每次曇花一現，隨即繼之以“協音諧和”以解散之。（如譜中每於 7, 2, 6, 等等之後，緊隨一個 5, 或 6 以解散之。）又與近代作品常將“不協音諧和”置於重要地位，且每次連用數個者不同，至於“局外音”本與該項諧和無關，不過一種過路之人而已，其不重要，無待深論。

第二，再就“轉調”而論，該譜的本調原為 D 陽調。但是到了第三個諧和之時，即轉入 A 陽調。（A 陽調為 D 陽調之“上五音樂調” Dominant-Tonart。）未幾，復行退回 D 陽調。（按譜中符號 ，即表示所轉入之異調，與該異調所占領之區域。下做此。）其後又轉入 E 陰調，及 F<sup>is</sup> 陽調，以便構成“佛里格結尾。”（其理由詳下。）自此以後，又復退回 D 陽調，中間再經兩度之轉調，（一為 A 陽調，一為 E 陰調。）最終仍以

D 陽調結尾。現在我們再把這篇樂譜“轉調”的次序，排列如下，以醒眉目。

I	II	III
(本調開始)	(第一次轉入)	(復回)
D 陽調 →	A 陽調 →	D 陽調 →
IV	V	VI
(第二次轉入)	(復回)	(第三次轉入)
E 陰調及 Fis 陰調 →	D 陽調 →	A 陽調 →
VII	VIII	IX
(復回)	(第四次轉入)	(復回本調作終)
D 陽調 →	F 陰調 →	D 陽調

好了，僅僅這樣一個短調，而其中轉來轉去，竟有九次之多，即此一端，我們亦可看見西洋人之喜歡轉調了。

第三，再就“結尾”而論，本篇樂譜可以分作三段。第一段結尾，是用的本調的“基音諧和” d f i s a。近於“總結尾。”但最末前一個諧和，既非“上五音“七階諧和” a c i s e g，亦非“下五音諧和” g h d。實不合於前述之“總結尾”條件。故吾人呼之為“不完全之總結尾。”第二段是用的本調第三階所組成

之陽調三音譜和  $f\sharp a\sharp c\sharp$  以結尾。是爲“佛里格結尾。”（至於前面所用之“E 陰調譜和”僅爲“佛里格結尾”之預備譜和而已。）第三段結尾是用的本調“上五音譜和”  $a\ c\sharp\ (e)$  是爲“半結尾。”第四段結尾是用的本調“基音譜和”  $d\ f\sharp\ (a)$  是爲“總結尾。”

## 第肆編 篇法學

### (一) 篇法基本形式

“篇法學” Formenlehre, 卽是研究樂譜中篇章句讀種種結構之法。西洋樂譜形式雖多,但其中却有一個共同之點如下。

篇首。正面文章。

篇中。插入一些反面文章。

篇末。回應篇首文章。

好像我們著一篇文章,用了“且夫”二字開始,敘述一些正面文字。到了中間,又用“然而”二字一轉,改用反面筆法,有如波瀾突起,而最後結論,則仍歸入本題。以“故曰”二字,回應篇首文章,作一結束。於是他人對於這篇文章的結構與用意無不異常明瞭。製譜與作文既皆用以表出作者心中意思,故其用筆之理,亦復可以彼此相通。上面所舉那個形式,爲各種樂譜所共有。故我們稱他爲“篇法基本形式。”

### (二) 句法

何謂“句”卽是每篇樂譜開首之時,用一串聲音,

將作者心中“一種主要思想”達出，爲全篇樂譜之骨。此後所有一切描寫，皆無非對於這個主要思想，加以烘托，形容，反覆討論而已。

西洋樂譜中所謂“一句，”大概係以“八拍”所造成。（此專就古典派而言。）其中復可分爲兩種，一曰“單句，”二曰“複句，”前者無“讀”之句，如“管仲之器小哉”一句，我們不能加以分割之類，是也。後者有“讀”之句，如“學而時習之，不亦說乎。”我們可以將他分爲上下兩個半句之類，是也。但是無論單句複句，我們在此處通稱之爲“一句。”

在“一句”之中，或始終不越“本調”範圍，或未幾即轉入“他調，”皆視作者用筆如何而後定，初無何等限制茲舉四例如下。

（甲）單句之例一。（始終未越本調範圍者）

附 譜 七 十 三

*Allegro.* Mozart.




(乙)單句之例二。(已轉入他調者。)

附譜七十四



(丙)複句之例一。(始終未越本調範圍者。)

附譜七十五





(丁)複句之例二。(已轉入他調者)

附 譜 七 十 六



以上所舉四例,皆稱為“一句。”假如我們為擴張篇幅起見,把這“一句”重複一遍,而內容上並無重大變更,則仍只能算作“一句。”好像是我們念了一句“管仲之器小哉,”隨後再用低聲或高聲重念一遍“管仲之器小哉,”於思想上並無變更,我們仍把他視為一句可也。

### (三) 篇 法



關於篇法的結構,我們可以分爲下列十二種。(I)“一句譜”Einsätzliche Form,及其“變化譜”Variationenform,(II)“二句譜”Zweisätzliche Form,及其“變化譜。”(III)“三句譜”Dreisätzliche Form,及其“變化譜。”(IV)“三段譜”Dreitheilige Form。(V)“循環譜”Rondform。(VI)“瑣娜台”Sonate。(VII)“小瑣娜台”Sonatine。(VIII)“生風里”Symphonie。(IX)“空澈堤”Concert。(X)“導場音樂”Ouvertüre。(XI)“舒怡塔”Suite,(XII)“跳舞音樂”Tanzform。茲請分述如下。

(I)“一句譜,”及其“變化譜,”一句譜 Einsätzliche Form,算是西洋樂譜中最簡單的形式,其內容只有“一句。”(大概是“複句,”因爲“單句”未免過於太簡,不成其爲一篇樂譜。)這種樂譜,僅於童謠或民歌中見之而已,其式如下。

附 譜 七 十 七

一 句 譜

上 半 句 Vordersatz.  
Es stehet ein Baum im O - den-wald, der hat viel grü-ne

下 半 句 Nachsatz.  
Äst: da bin ich wohl viel tausendmal bei mei-nem Schatzge-west.

假如我們把這一句不當作一篇樂譜看待，而僅把他當作長篇樂譜中的一種“主要樂句”Thema看待。那麼，我們便可以將這一句改頭換面，（但是主要成分仍不變動。）屢次變化，則亦可以演成一篇較長的樂譜。西人稱之為“變化譜”Variationenform。其式如下。（按上面所謂“一句譜。”多係“複句。”至於“變化譜”則無論“單句”或“複句”皆可。）

# 32 VARIATIONEN 附譜七十八

über ein Originalthema

貝多芬  
L. van Beethoven

第一句  
THEMA.

Allegretto.  $\text{♩} = 120.$

變1.  
Var. 1.

*p* *leggieramente.*

變2.  
Var. 2.

*p* *leggieramente.*

變3.  
Var. 3.

First system of musical notation, featuring a treble and bass clef. The music includes a *cresc.* marking and various rhythmic patterns.

變化 4.

Second system of musical notation, labeled "Var. 4.", featuring a treble and bass clef with a *p* dynamic marking.

Third system of musical notation, featuring a treble and bass clef with various rhythmic patterns.

變化 5.

Fourth system of musical notation, labeled "Var. 5.", featuring a treble and bass clef with a *cresc.* marking.


Fifth system of musical notation, featuring a treble and bass clef with a *cresc.* marking.

變化 6.


Sixth system of musical notation, labeled "Var. 6.", featuring a treble and bass clef with a *sempre staccato e f* marking and a *ff* dynamic marking.

Seventh system of musical notation, featuring a treble and bass clef with various rhythmic patterns.

變化 7.  
Var. 7.



變化 8.  
Var. 8.



變化 9.  
Var. 9. *espressivo*

*sempre tenuto*



變化 10.  
Var. 10.

*sempre f*



The musical score consists of seven systems of staves. The first system shows the beginning of the piece with a treble clef and a bass clef. The second system includes a *cresc.* marking. The third system continues the melodic and harmonic development. The fourth system is labeled *變化 II. Var. II.* and begins with *sempre f*. The fifth system continues the piece. The sixth system features a *cresc.* marking and a *sf* dynamic. The seventh system concludes the piece with a double bar line.

變化 12.  
Var. 12. Maggiore.

變化 13.  
Var. 13.

變化 14.  
Var. 14.

變化 15.  
Var. 15.

First system of musical notation. Treble clef on the upper staff, bass clef on the lower staff. The music consists of eighth and sixteenth notes. Dynamic markings include *cres.* (crescendo), *risolatu.* (ritardando), and *dim.* (diminuendo).

變化 16.  
Var. 16.

Second system of musical notation, labeled "變化 16. Var. 16.". It features a consistent rhythmic pattern of eighth notes in both the treble and bass staves.

Third system of musical notation. It continues the rhythmic patterns from the previous system. Dynamic markings include *cres.* and *dim.*

變化 17.  
Var. 17

Fourth system of musical notation, labeled "變化 17. Var. 17". The upper staff begins with the marking "Minore: *dol*". The music features a mix of eighth and sixteenth notes.

Fifth system of musical notation. It shows more complex rhythmic figures. Dynamic markings include *cres.* and *s* (forte).

變化 18.  
Var. 18

Sixth system of musical notation, labeled "變化 18. Var. 18". It features sixteenth-note patterns in the upper staff. Dynamic markings include *s* (forte).



The first system of music consists of two staves. The upper staff is in treble clef and contains a complex melodic line with many sixteenth and thirty-second notes, including several sixteenth-note runs. The lower staff is in bass clef and provides a harmonic accompaniment with chords and moving lines. Fingerings are indicated by numbers 1-5 on the notes.

The second system continues the musical piece. The upper staff features intricate melodic patterns with frequent slurs and ties. The lower staff maintains a steady accompaniment. The notation includes various articulations and dynamic markings.

变化 19.  
Var. 19.

This system is labeled '变化 19. Var. 19.'. The upper staff shows a more rhythmic and chordal texture compared to the previous systems, with many beamed notes. The lower staff continues with a similar accompaniment style. Dynamics like 'p' (piano) are used.

The third system continues the variation. It includes dynamic markings such as 'p' (piano) and 'cres.' (crescendo). The melodic lines in the upper staff are dense and rhythmic, while the lower staff provides a solid harmonic base.

变化 20.  
Var. 20.

This system is labeled '变化 20. Var. 20.'. It begins with the instruction 'sempre f' (sempre forte), indicating a consistently strong dynamic. The upper staff has a more active melodic line, and the lower staff has a rhythmic accompaniment.

The final system of music on the page. It features complex textures in both staves, with many beamed notes and intricate harmonic structures. The notation is dense and detailed, typical of a technical exercise or variation.

First system of musical notation, consisting of two staves (treble and bass clef). The music features a complex rhythmic pattern with many sixteenth notes and rests.

Second system of musical notation, consisting of two staves. It includes the text "变化 21." and "Var. 21." above the staff, and "sempre" below the staff. The notation is dense with sixteenth notes and includes some fingerings.

Third system of musical notation, consisting of two staves. The notation continues with complex rhythmic patterns and includes some fingerings.

Fourth system of musical notation, consisting of two staves. The notation continues with complex rhythmic patterns and includes some fingerings.

Fifth system of musical notation, consisting of two staves. It includes the text "变化 22." and "Var. 22." above the staff. The notation is dense with sixteenth notes and includes some fingerings.

Sixth system of musical notation, consisting of two staves. The notation continues with complex rhythmic patterns and includes some fingerings.

變化 23.  
Var. 23.

pp

First system of Variation 23, featuring a treble and bass clef with a piano (pp) dynamic marking.

Second system of Variation 23, featuring a treble and bass clef with a piano (pp) dynamic marking.

變化 24.  
Var. 24.

staccato.  
sempre pp

First system of Variation 24, featuring a treble and bass clef with a staccato and sempre pp dynamic marking.

Second system of Variation 24, featuring a treble and bass clef.

變化 25.  
Var. 25. *leggieramente.*

p

First system of Variation 25, featuring a treble and bass clef with a piano (p) dynamic marking and the instruction leggieramente.

sf

Second system of Variation 25, featuring a treble and bass clef with a sforzando (sf) dynamic marking.

變 化 26.  
Var. 26.

變 化 27.  
Var. 27.

變 化 28.  
Var. 28.  
*p semplice.*

The image displays three systems of musical notation for variations 26, 27, and 28. Each system consists of a grand staff with a treble and bass clef. Variation 26 features a complex rhythmic pattern with many sixteenth notes. Variation 27 has a similar complexity but with more frequent rests. Variation 28 is marked 'p semplice' and features a more regular, flowing eighth-note pattern in the bass line and a simpler melody in the treble. The page is numbered 100 and has the title '第 肆 編 第 法 學' at the top.

變化 29.  
Var. 29.

First system of musical notation for Variation 29. It consists of a treble and bass staff. The treble staff begins with a forte (*ff*) dynamic marking. The music features a complex, rhythmic melody with many beamed notes and rests.

Second system of musical notation for Variation 29. The treble staff continues the complex melody with various ornaments and rests. The bass staff provides a steady accompaniment.

Third system of musical notation for Variation 29. The treble staff features a dense texture of beamed notes. The bass staff continues with a consistent rhythmic pattern. A forte (*ff*) dynamic marking is present in the bass staff.

變化 30.  
Var. 30.

First system of musical notation for Variation 30. It consists of a treble and bass staff. The treble staff has a piano (*pp*) dynamic marking. The music is characterized by sustained chords and a steady bass line.

Second system of musical notation for Variation 30. The treble staff continues with sustained chords. The bass staff features a rhythmic accompaniment of eighth notes. A piano (*pp*) dynamic marking is present in the bass staff.

Third system of musical notation for Variation 30. The treble staff has a melodic line with some ornaments. The bass staff continues with the eighth-note accompaniment.

Fourth system of musical notation for Variation 30. The treble staff has a melodic line. The bass staff continues with the eighth-note accompaniment.

First system of musical notation, featuring a treble and bass clef. The treble clef part contains a melodic line with slurs and fingerings (1, 3, 7). The bass clef part contains a rhythmic accompaniment with slurs and fingerings (1, 3, 7). A wavy line is present above the treble staff.

Second system of musical notation, labeled "212. 52. Var. 52." in the treble clef. It features a treble and bass clef. The treble clef part contains a melodic line with slurs and fingerings (7, 1, 3, 5). The bass clef part contains a rhythmic accompaniment with slurs and fingerings (5, 3, 1, 3, 5). The dynamic marking "p" is present.


Third system of musical notation, featuring a treble and bass clef. The treble clef part contains a melodic line with slurs and fingerings (7, 1, 3, 5). The bass clef part contains a rhythmic accompaniment with slurs and fingerings (5, 3, 1, 3, 5).

Fourth system of musical notation, featuring a treble and bass clef. The treble clef part contains a melodic line with slurs and fingerings (7, 1, 3, 5). The bass clef part contains a rhythmic accompaniment with slurs and fingerings (5, 3, 1, 3, 5).

Fifth system of musical notation, featuring a treble and bass clef. The treble clef part contains a melodic line with slurs and fingerings (7, 1, 3, 5, 8). The bass clef part contains a rhythmic accompaniment with slurs and fingerings (5, 3, 1, 3, 5). The dynamic marking "f" is present.

Sixth system of musical notation, featuring a treble and bass clef. The treble clef part contains a melodic line with slurs and fingerings (5, 3, 1, 3, 5). The bass clef part contains a rhythmic accompaniment with slurs and fingerings (5, 3, 1, 3, 5).

Seventh system of musical notation, featuring a treble and bass clef. The treble clef part contains a melodic line with slurs and fingerings (5, 3, 1, 3, 5). The bass clef part contains a rhythmic accompaniment with slurs and fingerings (5, 3, 1, 3, 5). The dynamic marking "f" is present.



The musical score is presented in six systems, each with a grand staff (treble and bass clefs). The key signature is two flats (B-flat and E-flat). The first system begins with a piano (*p.*) dynamic. The second system features a prominent melodic line in the treble clef with slurs and accents. The third system continues the melodic development. The fourth system shows a more complex texture with multiple voices. The fifth system includes a *cresc.* (crescendo) marking. The sixth system concludes with a *p.* dynamic and a *Fin.* marking.



(II) “二句譜,” 及其 “變化譜.” “二句譜” Zweisätzige Form, 係用兩句所構成的樂譜, 亦僅於民間歌謠中見之而已, 其式如下。

附譜七十九

二句譜

第一句終

第二句終

上半句  
Ein Jä - ger aus Kur - pfalz, der rei - tet durch den  
grü - nen Wald, erschießt das Wild daher, gleich wie es ihm ge - fällt.

下半句

上半句  
Hal - li, hal - lo! Gar lu - stig ist die Jä - ger - ei all -  
hier auf grü - ner Heid', all - hier auf grü - ner Heid'.

下半句

同樣, 我們亦可以把這二句改頭換面, 屢次變化, 將他演成一篇較長的 “變化譜.” (請參看附譜八十五。)

(III) “三句譜,” 及其 “變化譜.” 三句譜 Dreisätzige Form, 係用三句所構成的樂譜, 其用途較上述兩種

爲寬。常於普通歌譜以及 Praludium, Nocturno, Romanze, Impromptu, Etude 諸譜中見之。茲舉一例如下。

附 譜 八 十

三 句 譜

Soldatenmarsch.

Rob. Schumann. Jugendalbum.

Munter und straff. 上半句 Vordersatz I. Nach-

sat z I. 下半句 第二句終 將第一句重複一遍 上半句 Vorder-

satz I.      下半句 Nach-

第一句重複一遍終

satz I.      上半句      Vordersatz II.

第二句終

下半句 Nachsatz II.      上半句 Vorder-

satz III.      下半句 Nachsatz III.

第三句終

同樣,三句譜亦可把他演成一種較長的“變化譜。”  
其例如下。

附譜八十一

# 6 VARIATIONS

sur l'air

„Nel cor più non mi sento“

白 銀 火 2  
L. van Beethoven

三句 題  
THEMA

Andantino.  $\text{♩} = 76$

*mp*

*legato*

*accorci.*

Var. 1.  
Var. 1.

*esp sempre legato*

*cresc.*

*p*

*cresc.*

First system of musical notation. The treble clef staff contains a melodic line with a *rit.* marking and a *p* dynamic. The bass clef staff provides a harmonic accompaniment. The system concludes with a double bar line.

Second system of musical notation. The treble clef staff continues the melodic line with a *cresc.* marking. The bass clef staff continues the accompaniment. The system concludes with a double bar line.

Third system of musical notation, labeled "Q. 2. Var. 2.". The treble clef staff begins with a *mf* dynamic. The bass clef staff features a *legato* marking. The system concludes with a double bar line.

Fourth system of musical notation. The treble clef staff continues the melodic line with a *cresc.* marking. The bass clef staff continues the accompaniment. The system concludes with a double bar line.

Fifth system of musical notation. The treble clef staff continues the melodic line. The bass clef staff continues the accompaniment. The system concludes with a double bar line.

Sixth system of musical notation. The treble clef staff continues the melodic line with a *f* dynamic. The bass clef staff continues the accompaniment. The system concludes with a double bar line.

Seventh system of musical notation. The treble clef staff continues the melodic line with a *cresc.* marking. The bass clef staff continues the accompaniment. The system concludes with a double bar line.

6

Energico (♩ = 66)

Rit. 3.  
ar. 3

poco rit. *f* → *p*

*cresc.* *mf* *cresc.* *pp* *rit.*

Doloroso (♩ = 104)

Rit. 4.  
Var. 4.

*mf* *cresc.* *rit.*

The image shows a page of musical notation with two main sections. The first section, 'Energico (♩ = 66)', consists of five systems of music. The first system is labeled 'Rit. 3. ar. 3' and features a treble and bass staff with a piano (*p*) dynamic. The subsequent systems are grand staff notation (treble and bass clefs). The second system includes a 'poco rit.' marking and a dynamic shift from *f* to *p*. The third system has a *cresc.* marking and a dynamic of *mf*. The fourth system has a *cresc.* marking and a dynamic of *pp*. The fifth system has a *rit.* marking. The second section, 'Doloroso (♩ = 104)', consists of two systems. The first system is labeled 'Rit. 4. Var. 4.' and starts with a *mf* dynamic. The second system includes a *cresc.* marking and a *rit.* marking.

First system of musical notation, featuring a treble and bass clef. The tempo is marked *pp* *lento*. The music consists of a melodic line in the treble and a supporting bass line.

變化 5.  
Var. 5.

Second system of musical notation, marked *Scherzoso* and *mp*. The melody is more rhythmic and includes some triplet markings.

Third system of musical notation, featuring a treble and bass clef. The tempo is marked *p* and *cresc.*. The music includes a complex rhythmic pattern with triplets.

Fourth system of musical notation, featuring a treble and bass clef. The tempo is marked *p*. The music continues with a complex rhythmic pattern.

Fifth system of musical notation, featuring a treble and bass clef. The tempo is marked *cresc.*. The music continues with a complex rhythmic pattern.

Sixth system of musical notation, featuring a treble and bass clef. The tempo is marked *pp* and *p*. The music includes a complex rhythmic pattern with triplets.

Seventh system of musical notation, featuring a treble and bass clef. The tempo is marked *cresc.*. The music continues with a complex rhythmic pattern.

Andantino.  $\text{♩} = 26.$

Op. 6.  
Var. 6.

*sf*  
*legato*

*p*  
*ap*

*rit.*  
*cresc.*

*cresc.*

*p*



This page contains six systems of musical notation, each consisting of a piano (p) part and a violin (v) part. The notation includes various musical symbols such as notes, rests, beams, and dynamic markings. The dynamic markings are: *mf* (mezzo-forte), *mp* (mezzo-piano), *p* (piano), *pp* (pianissimo), and *ppp* (pianississimo). The first system has a *p* marking above the violin part and *mf* below the piano part. The second system has *mf* below the piano part. The third system has *mp* below the piano part. The fourth system has *mf* below the piano part and *mp* below the violin part. The fifth system has *p* below the piano part. The sixth system has *dim* (diminuendo), *pp*, *ppp*, and *perducat* (percutat) markings below the piano part. The violin part in the sixth system has a *perducat* marking above it. The page is numbered 113 at the top right.

(IV)三段譜。 “三段譜” Dreitheilige Form, 是三個“三句譜”所聯合起來的,換言之,每一個“三句譜”各自成爲一段,如是者三次,即成爲“三段譜”。通常以第一段寫正面文章,第二段用反面或陪襯筆法,第三段復歸本題,回應首段文章。此種“三段譜”形式,在西洋音樂作品中,極佔重要位置,幾乎隨處皆可以看見,茲舉一例如下。

附譜八十二

# Der Neugierige.

(Orig. Hdur.)

Müller.

舒伯堤

Schubert, Op 25. N<sup>o</sup> 6.

(第一段) Langsam.

Ich fra - ge kei - ne

第一句終

Blu - me, ich fra - ge kei - nen Stern; sie können mir al - le nicht sa - gen, was

第二句終

ich er - fuhr' so gern. Ich bin ja auch kein Gärtner, die Ster - ne steh'n zu hoch; mein

第三句終

(第二段)

Bächlein will ich fragen, ob mich mein Herz be - log.

Schr langsam.

第一句終

Bäch - lein mei - ner Lie - be, wie bist du heut' so stumm, will

ja nur Eines wis - sen, ein Wörtchen um und um, ein

第二句終

Wört-chen um und um. Ja, heisst das eine Wörtchen, das andre heisset

Nein, die beiden Wörtchen schliessen die ganze Welt mir ein, die

*cresc.*

beiden Wörtchen schliessen die ganze Welt mir ein.

第三句終 (第三段)

*cresc.*

Bäch-lein meiner Lie-be, was bist du wunder-lich! Will's

第一句終

ja nicht wei-ter sa-gen, sag', Bächlein, liebt sie mich, sag',

第二句終

Bächlein, liebt sie mich?

第三句終

(V)循環譜。 “循環譜” Rondoform, 亦是一種“三段譜”。其所以異於上述之“三段譜”者,則以該譜專重“首句”。(即第一段中之第一句。)其餘各句,或僅為“首句”之陪襯,或原係“首句”之重複,要皆未能獨創新見,一與首句爭衡者也。故吾人一奏“循環譜”,總覺全篇之中,翻來覆去,皆是首句在那裏出風頭。(至於前節所述之“三段譜”,則不然,全篇之中,既有正段與反段之分,每段之中,又有正句反句之判,與循環譜之專重首句,不用反筆者不同。)茲舉一例如下。

附 譜 八 十 三

I. Theil. (第 一 段)

1. Das Thema.

*Allegro.* Mozart.

Vorder-

satz I.

Nach-

*mf*

Musical score for the first system, labeled "Satz I.". It consists of two staves: a treble staff with a melodic line and a bass staff with a rhythmic accompaniment. The key signature has two sharps (F# and C#), and the time signature is 4/4. The music features eighth and sixteenth notes with various articulations.

2 Ablösender Zwischensatz.

Musical score for the second system, labeled "Vorder-". It consists of two staves. The treble staff begins with a piano (*p*) dynamic marking. The bass staff has the instruction *mp poco marcato* below it. The music is in the same key signature and time signature as the first system.

Musical score for the third system, labeled "Satz II.". It consists of two staves. The treble staff has a dynamic marking of *mp*. The music continues in the same key signature and time signature.

Musical score for the fourth system, consisting of two staves. The treble staff has a dynamic marking of *mp*. The music continues in the same key signature and time signature.

Nach-

*mf*

satz II.

*sf*

di - minuendo *p*

cresc.



3. Das Thema:

Vorder-

*mf*

satz III.

*p*

Nach-

*f*

*marcato il canto*

satz III.

First system of musical notation, consisting of a treble and bass staff. The treble staff features a melodic line with eighth-note patterns and a final sixteenth-note flourish. The bass staff provides a harmonic accompaniment with a few notes.

Second system of musical notation. The treble staff continues the melodic line with more complex rhythmic patterns. The bass staff has a few notes. The word "cresc." is written below the bass staff.

Third system of musical notation. The treble staff has a melodic line with a dynamic marking of "ff" and "dimin." below it. The bass staff has a few notes.

Fourth system of musical notation, serving as a transition. The treble staff has a dynamic marking of "p" and the text "Ueberleitung zur" above it. The bass staff has a melodic line with a dynamic marking of "p".

Wiederholung.

II. Theil. (第二段)

Durchführung des Themas.

de - cre -

scen - - do. *p*

*p*  
*mp poco*

The first system of musical notation consists of two staves. The upper staff is in treble clef with a key signature of two sharps (F# and C#). It features a melodic line with eighth and sixteenth notes, including accents and slurs. The lower staff is in bass clef with the same key signature, providing a harmonic accompaniment with eighth notes and rests.

The second system of musical notation consists of two staves. The upper staff continues the melodic line with some sixteenth-note passages. The lower staff features block chords and moving bass lines. A dynamic marking of *mf* (mezzo-forte) is present in the lower staff.

The third system of musical notation consists of two staves. The upper staff contains a more complex melodic passage with many sixteenth notes. The lower staff continues with a steady accompaniment of eighth notes.

The fourth system of musical notation consists of two staves. The upper staff has a dense melodic texture with many sixteenth notes. The lower staff has a simpler accompaniment. A dynamic marking of *mf* is visible in the upper staff.

The fifth system of musical notation consists of two staves. The upper staff continues the melodic line with various note values. The lower staff features block chords and rests, with some dynamic markings like *mf* and *f* visible.

diminuendo.

III. Theil. (第三段)

Das Thema mit Veränderungen.

Vorder-  
pp

satz I.  
pp

Nach-

mf

satz I.

mf

diminu

f

cu . . . do

pp

First system of musical notation, featuring a treble and bass clef. The treble staff contains a melodic line with slurs and accents. The bass staff contains a rhythmic accompaniment with a dynamic marking of *mf*.

Second system of musical notation, continuing the piece. It includes various musical notations such as slurs, accents, and dynamic markings.

Third system of musical notation, featuring a treble and bass clef. The treble staff contains a melodic line with a triplet of eighth notes. The bass staff contains a rhythmic accompaniment with a dynamic marking of *f*.

Fourth system of musical notation, featuring a treble and bass clef. The treble staff contains a melodic line with a dynamic marking of *dim.*. The bass staff contains a rhythmic accompaniment with dynamic markings of *p* and *cre*.



secu - - - do

*marcato*

The image shows a musical score for piano with a vocal line. The score is written in G major (one sharp) and 2/4 time. It consists of five systems of staves. The first system includes a vocal line with the lyrics "secu - - - do" and a piano accompaniment. The piano part features a rhythmic pattern of eighth notes in the right hand and a bass line in the left hand. The second system continues the piano accompaniment. The third system shows the vocal line with a melodic phrase and the piano accompaniment. The fourth system continues the piano accompaniment. The fifth system concludes the piece with a final cadence in the piano part.

The first system of music consists of two staves. The upper staff is in treble clef and contains a melodic line with eighth-note patterns and a final half-note. The lower staff is in bass clef and provides accompaniment with a few notes and rests.

The second system continues the piece. The upper staff has a melodic line with a dynamic marking of *p* (piano). The lower staff has accompaniment with a dynamic marking of *mf* (mezzo-forte).

The third system features a melodic line in the upper staff with a dynamic marking of *pp* (pianissimo). The lower staff continues the accompaniment.

The fourth system includes the lyrics "ere - seen - do" under the notes of the upper staff. The dynamic marking *p* is present. The lower staff has accompaniment.

The fifth system shows the continuation of the melodic line in the upper staff and the accompaniment in the lower staff.

The first system of musical notation consists of two staves. The upper staff is in treble clef with a key signature of two sharps (F# and C#). It begins with a series of eighth notes, each marked with an accent (>) and a dynamic marking of *av*. The system concludes with a long, dotted horizontal line, likely representing a fermata or a sustained note.

The second system of musical notation consists of two staves. The upper staff continues with eighth notes, some marked with accents (>). The lower staff is in bass clef and features a steady eighth-note accompaniment. A dynamic marking of *p* (piano) is placed at the beginning of the lower staff.

The third system of musical notation consists of two staves. The upper staff continues with eighth notes, some marked with accents (>). The lower staff continues with eighth notes, with some notes marked with a dynamic marking of *f* (forte).

The fourth system of musical notation consists of two staves. The upper staff continues with eighth notes, some marked with accents (>). The lower staff continues with eighth notes, with some notes marked with a dynamic marking of *p* (piano).

## Codaler Anhang:

The musical score consists of four systems, each with a treble and bass staff. The key signature is two sharps (F# and C#), and the time signature is 3/4. The first system includes a piano (*p*) dynamic marking. The second system continues the melodic and harmonic development. The third system features a *calando e poco a poco* instruction, indicating a gradual deceleration. The fourth system concludes with a *rallent.* (ritardando) instruction and a *pp* (pianissimo) dynamic marking.

(VI) 瑣娜台 瑣娜台 Sonate 是三篇樂譜所組成的。(間或四篇) 係用一種樂器 (鋼琴), 或兩種樂器 (提琴及鋼琴) 所演奏。為西洋樂譜中最複雜而又最重要之形式。茲請將三篇內容分述如下。

(甲) 第一篇。係“三段”所組成。“第一段”中包含兩個主句, 彼此對立, 各爭雄長。此外尚有副句若干雜於其間。“第二段”中係將第一段內之一個主句, (或兩個主句) 加以種種變化, 純為一種“過渡性質” *Durchführung*, 以便轉入第三段。“第三段”內容係回應第一段, 其組織與第一段大體相同。本篇節奏, 多係快板, (*Allegro*)

(乙) 第二篇。或為“變化譜,” 或為“三段譜,” 或為“循環譜”等等形式。節奏甚慢。(*Adagio* 或 *Andante*)

(丙) 第三篇。或為“變化譜。”或為“復加譜” *Fuga*, (請參看附譜九十八之說明。) 或為“三段譜”或為“循環譜”等等形式。節奏很快。(*Allegro* 或 *Presto*)

通常以“第一篇”寫正面,用本調。“第二篇”寫反面,用異調。“第三篇”復歸到正面,用本調。除上述三篇外,有時又在中間插入一篇,名曰 Menuett。(或 Scherzo。)其形式則爲“三段譜。”(惟每段只有二句。)茲再將各篇內容,一一舉例說明如下。

(甲)第一篇之形式。全篇可以分作三段,“第一段”中包含兩個極相反對之句子,如兩峯突起,各爭雄長結果,轉入他調,暫告結束。“第二段”則將第一段中之主句,(一個或兩個)加以種種變化,爲轉入第三段預備。“第三段”係回應第一段內容,並用本調結尾,爲全篇之總收束。其式如下。(按通常第二段與第三段之間,緊相連結,未有特別符號劃分,學者須仔細自尋。)

(甲) 第一篇

第一段

(此為段中第一句)


The musical score consists of five systems of two staves each, written in a 3/4 time signature with a key signature of one flat (B-flat). The notation includes various rhythmic values such as quarter, eighth, and sixteenth notes, as well as rests and dynamic markings. The first system features a treble staff with a melodic line and a bass staff with a rhythmic accompaniment. The second system includes a dynamic marking of *sfp* (sforzando piano) in the bass staff. The third system shows a more complex melodic line in the treble staff with some slurs. The fourth system continues the melodic and rhythmic development. The fifth system concludes the first sentence with a final cadence in both staves.







(此為第一段中之第二句)



The first system of musical notation consists of two staves. The upper staff is in treble clef with a key signature of one flat (B-flat). It begins with a whole note chord, followed by a half note, and then a series of eighth notes. The lower staff is in bass clef and features a steady eighth-note accompaniment. A dynamic marking of *f* (forte) is placed above the final measure of the system.

The second system of musical notation consists of two staves. The upper staff continues with eighth-note patterns. The lower staff features a more active accompaniment with some chords. A dynamic marking of *p* (piano) is placed below the first measure of the system.

The third system of musical notation consists of two staves. The upper staff shows a sequence of chords and eighth notes. The lower staff continues with a steady accompaniment. Dynamic markings of *f* and *p* alternate between measures in both staves.

The fourth system of musical notation consists of two staves. The upper staff features a rhythmic pattern of eighth notes and chords. The lower staff continues with a steady accompaniment. Dynamic markings of *f* and *p* are used throughout the system.

The fifth system of musical notation consists of two staves. The upper staff has a more complex rhythmic pattern with many eighth notes. The lower staff continues with a steady accompaniment. Dynamic markings of *f* and *p* are used throughout the system.

12

The first system of musical notation consists of two staves. The upper staff is in treble clef and contains a series of chords and melodic fragments, including a prominent eighth-note pattern. The lower staff is in bass clef and provides a harmonic accompaniment with a steady eighth-note bass line.

The second system of musical notation consists of two staves. The upper staff features a more complex melodic line with slurs and ties, while the lower staff continues the accompaniment with a consistent eighth-note rhythm.

The third system of musical notation consists of two staves. The upper staff shows a melodic progression with some rests, and the lower staff maintains the accompaniment pattern.

The fourth system of musical notation consists of two staves. The upper staff has a more active melodic line with frequent eighth notes, and the lower staff continues the accompaniment.

The fifth system of musical notation consists of two staves. The upper staff features a melodic line with some dynamic markings (accents), and the lower staff continues the accompaniment with a consistent eighth-note pattern.

The first system of the musical score consists of two staves. The upper staff is in treble clef and the lower staff is in bass clef. The music features several measures with dynamic markings: *lr* (lento) and *sf* (sforzando). The notation includes various note values, rests, and slurs.

第二段  
(過 渡 性 質)

The second system of the musical score consists of two staves. The upper staff is in treble clef and the lower staff is in bass clef. The music features several measures with dynamic markings: *p* (piano) and *sfp* (sforzando piano). The notation includes various note values, rests, and slurs.

First system of musical notation, consisting of a treble and bass staff. The treble staff contains a melodic line with slurs and dynamic markings *sf* and *sfz*. The bass staff contains a bass line with slurs and dynamic markings *sf* and *sfz*.

Second system of musical notation, consisting of a treble and bass staff. The treble staff contains a melodic line with slurs and dynamic markings *sfz* and *p*. The bass staff contains a bass line with slurs and dynamic markings *p* and *poco marcato*.

Third system of musical notation, consisting of a treble and bass staff. The treble staff contains a melodic line with slurs and dynamic markings *f* and *p*. The bass staff contains a bass line with slurs and dynamic markings *f* and *p*.

Fourth system of musical notation, consisting of a treble and bass staff. The treble staff contains a melodic line with slurs and dynamic markings *f* and *p*. The bass staff contains a bass line with slurs and dynamic markings *f* and *p*.

Fifth system of musical notation, consisting of a treble and bass staff. The treble staff contains a melodic line with slurs and dynamic markings *f* and *p*. The bass staff contains a bass line with slurs and dynamic markings *f* and *p*.



第三段  
(回應首段作結)



The image displays a musical score for piano, consisting of five systems of staves. Each system contains two staves: a treble clef staff on top and a bass clef staff on the bottom. The music is written in a key signature of one flat (B-flat major or D minor) and a 4/4 time signature. The first system includes dynamic markings: *cresc. f* (crescendo, fortissimo) and *p* (piano). The score features a variety of rhythmic patterns, including eighth and sixteenth notes, and rests. Phrasing is indicated by slurs and breath marks. The notation is clear and legible, typical of a printed music book.

First system of musical notation, consisting of a treble and bass staff. The treble staff begins with a melodic line in a key signature of two flats (B-flat and E-flat), marked with a forte dynamic (*f*). The bass staff provides a harmonic accompaniment with chords and moving lines.

Second system of musical notation, continuing the piece. It features two instances of the forte dynamic (*f*) marking in the treble staff, indicating a consistent volume throughout this section.

Third system of musical notation, showing further development of the melodic and harmonic themes established in the previous systems.

Fourth system of musical notation, featuring a prominent melodic flourish in the treble staff that spans across the system.

Fifth system of musical notation, concluding the piece with a final melodic phrase in the treble staff and a corresponding bass line.



The first system of musical notation consists of two staves. The upper staff is in treble clef and contains a melodic line with various note values and rests. The lower staff is in bass clef and contains a bass line with chords and single notes. A dynamic marking 'p' is present at the beginning of the upper staff.

The second system of musical notation consists of two staves. The upper staff is in treble clef and features a more active melodic line with eighth and sixteenth notes. The lower staff is in bass clef and provides harmonic support with chords and moving lines.

The third system of musical notation consists of two staves. The upper staff is in treble clef and shows a melodic line with some chromaticism. The lower staff is in bass clef and contains a complex bass line with triplets and sixteenth notes. A dynamic marking 'p' is visible in the middle of the system.

The fourth system of musical notation consists of two staves. The upper staff is in treble clef and has a melodic line with many beamed notes. The lower staff is in bass clef and contains a bass line with triplets and sixteenth notes. A dynamic marking 'f' is present in the lower staff.

The fifth system of musical notation consists of two staves. The upper staff is in treble clef and contains a melodic line with eighth notes and rests. The lower staff is in bass clef and contains a bass line with chords and moving lines. A dynamic marking 'p' is present at the beginning of the lower staff.

First system of musical notation, consisting of two staves. The upper staff is in treble clef and the lower staff is in bass clef. The music features a series of eighth and sixteenth notes in the upper staff, and a more rhythmic bass line in the lower staff. Dynamic markings such as *f*, *p*, and *mf* are present.

Second system of musical notation, consisting of two staves. The upper staff continues with eighth and sixteenth notes, while the lower staff has a steady bass line. Dynamic markings include *f*, *p*, and *mf*.

Third system of musical notation, consisting of two staves. The upper staff features a more complex rhythmic pattern with eighth notes. The lower staff continues with a bass line. Dynamic markings include *f*, *p*, and *mf*.

Fourth system of musical notation, consisting of two staves. The upper staff has a dense texture of eighth notes. The lower staff has a bass line with some rests. Dynamic markings include *f*, *p*, and *mf*.

Fifth system of musical notation, consisting of two staves. The upper staff features a melodic line with eighth notes and a fermata. The lower staff has a bass line. A dynamic marking of *f* is present.

The image displays four systems of musical notation, each consisting of a treble staff and a bass staff. The notation is in a key signature of one flat (B-flat) and a common time signature (C). The first system shows a melodic line in the treble staff with a slur and a fermata, and a bass line with a similar slur. The second system features a more active treble staff with eighth notes and a bass line with a steady eighth-note accompaniment. The third system continues the eighth-note bass line and has a treble staff with a slur and a fermata. The fourth system shows a treble staff with a complex melodic line and a bass line with a steady eighth-note accompaniment. The page is separated from the previous one by a decorative wavy line.

(乙)第二篇之形式。共分三種或爲(1)變化譜 Variationenform。或爲(2)三段譜 Dreitheilige Form 或爲(3)循環譜 Rondoform。茲特各舉一例如下。

## 附譜八十五

## (乙) 第二篇

## 或爲(1)變化譜形式。

Beethoven, op. 57.

*Andante con moto.*

The musical score consists of three systems, each with a piano (treble clef) and bass clef staff. The key signature is three flats (B-flat, E-flat, A-flat) and the time signature is 2/4. The first system is marked *p e dolce*. The second system is marked *sfp*. The third system features accents and slurs over the piano part.

musical score for piano, featuring a grand staff with treble and bass clefs. The music is in a key with two flats and a 3/4 time signature. It includes dynamic markings such as *cresc* and *sf*, and a fermata over a final chord.

變化 I.

first system of the variation, consisting of two staves. The music is in the same key and time signature as the original. It begins with a piano (*p*) dynamic marking.

second system of the variation, consisting of two staves. It features a first ending bracket labeled "1." over the final measure of the system.

third system of the variation, consisting of two staves. It features a second ending bracket labeled "2." over the final measure of the system. Dynamic markings *p* and *cresc.* are present.

fourth system of the variation, consisting of two staves. The music continues with various rhythmic patterns and chordal textures.

Musical notation for the first system, featuring piano (*p*) dynamics and a treble clef.

變化 II.

Musical notation for the second system, including first and second endings and the instruction *p sempre legato*.

Musical notation for the third system, showing a treble clef and a piano (*p*) dynamic marking.

Musical notation for the fourth system, featuring a forte (*sf*) dynamic marking.

Musical notation for the fifth system, including first and second endings.

First system of musical notation, consisting of two staves (treble and bass clef) with a key signature of three flats and a common time signature. The music features eighth and sixteenth notes with various articulations and slurs.

Second system of musical notation, consisting of two staves. It includes dynamic markings: *cresc.*, *sf*, and *p*. The music continues with eighth and sixteenth notes.

Third system of musical notation, consisting of two staves. It features first and second endings, marked with "1." and "2." above the notes. The notation includes slurs and repeat signs.

變化 III.

Fourth system of musical notation, consisting of two staves. It features dynamic markings: *sf* and *f*. The music consists of eighth and sixteenth notes.

Fifth system of musical notation, consisting of two staves. The music continues with eighth and sixteenth notes, maintaining the key signature and time signature.

或為(2)三段譜形式 Beethoven, Op. 2 Nr. 2

### 附 譜 八 十 六

#### 1. Theil. (第一段)



satz I. *mf* Mittel- *lr*

This system contains the first two staves of music. The upper staff is in treble clef and the lower in bass clef. The key signature has one sharp (F#). The tempo is marked 'satz I.' and 'Mittel-'. The first measure of the upper staff is marked *mf*. The piece concludes with a fermata over the final notes.

satz. *lr*

This system contains the next two staves of music. The tempo is marked 'satz.' and 'lr'. The music continues with various rhythmic patterns and rests.

Vorder- *sf*

*staccato*

This system contains the next two staves of music. The tempo is marked 'Vorder-' and 'sf'. The lower staff is marked *staccato*. The music consists of short, detached notes.

*sf* satz. *sf* Nach-

This system contains the final two staves of music. The tempo is marked 'satz.' and 'Nach-'. The dynamics include *sf*. The piece concludes with a fermata over the final notes.

(第二段)

II. Theil.

The first system of musical notation consists of two staves. The upper staff is in treble clef and contains a melodic line with various note values and rests. Above the staff, the word "sato." is written. The lower staff is in bass clef and contains a more rhythmic accompaniment. Dynamic markings "f" and "ff" are present above the bass staff.

The second system of musical notation continues the piece with two staves. The upper staff features a melodic line with some grace notes. The lower staff provides a steady accompaniment. The system concludes with a double bar line and a repeat sign.

The third system of musical notation consists of two staves. The upper staff has a melodic line with some rests. The lower staff has a more active accompaniment with many sixteenth notes. The system ends with a double bar line.

The fourth system of musical notation consists of two staves. The upper staff has a melodic line with some grace notes. The lower staff has a very active accompaniment with many sixteenth notes. The system ends with a double bar line.

(第三段)

III. Theil.

Vorder-

*f* *crsc.* *ff* *p*

*staccato sempre*

satz. Nach-

satz.

*sf.*

at.

Detailed description: This musical score is for the third part of a piece, labeled 'III. Theil.' It consists of four systems of music, each with a piano (p) and violin (v) staff. The first system includes dynamics *f*, *crsc.*, *ff*, and *p*, and the instruction *staccato sempre*. The second system is marked 'satz.' and 'Nach-'. The third system is marked 'satz.' and *sf.*. The fourth system is marked 'at.'. The music features various rhythmic patterns, including eighth and sixteenth notes, and rests.

### 附 錄 八 十 七

或 爲 (3) 循 環 譜 形 式 Mozart, VII Sonate.

#### I. Thema.

*Adagio.*

First system of musical notation. The treble clef staff begins with a piano (*p*) dynamic and contains a melodic line with slurs and accents. The bass clef staff provides a rhythmic accompaniment with a *pp* dynamic. The system concludes with the dynamic marking *ere - scen-*.

Second system of musical notation. The treble clef staff continues the melody, marked with a piano (*p*) dynamic. The bass clef staff continues the accompaniment, marked with a *pp* dynamic. The system concludes with the dynamic marking *ere - scen-*.

Third system of musical notation. The treble clef staff features dynamic changes from *f-p* to *f-p* and then *p*. The bass clef staff continues the accompaniment, marked with a *pp* dynamic. The system concludes with the dynamic marking *ere - scen-*.

Fourth system of musical notation. The treble clef staff concludes the melody with a *do* note. The bass clef staff concludes the accompaniment, marked with a *ere - scen - do* dynamic. The system concludes with the dynamic marking *ere - scen - do*.

The first system of music consists of two staves. The upper staff is in treble clef and the lower staff is in bass clef. The key signature has two flats (B-flat and E-flat). The music begins with a dynamic marking of *mf* (mezzo-forte) and later changes to *fp* (fortissimo-piano). The notation includes various note values, rests, and slurs.

II. Thema.

The second system of music consists of two staves. The upper staff is in treble clef and the lower staff is in bass clef. The key signature has two flats. The music features a melodic line in the treble and a rhythmic accompaniment in the bass, primarily using eighth and sixteenth notes.

The third system of music consists of two staves. The upper staff is in treble clef and the lower staff is in bass clef. The key signature has two flats. The music includes dynamic markings such as *sfz* (sforzando) and *sf* (sforzando). The notation includes various note values, rests, and slurs.


The fourth system of music consists of two staves. The upper staff is in treble clef and the lower staff is in bass clef. The key signature has two flats. The music features a melodic line in the treble and a rhythmic accompaniment in the bass, primarily using eighth and sixteenth notes.

First system of musical notation. The upper staff contains a melodic line with a *cresc.* marking and four *f=p* dynamic markings. The lower staff contains a bass line with a *f* marking.

Second system of musical notation. The upper staff features a melodic line with *tr* (trill) markings and a *f* dynamic marking. The lower staff contains a bass line with a *mf* marking.

Third system of musical notation. The upper staff contains a melodic line with a *tr* marking. The lower staff contains a bass line with a *p* marking.

Fourth system of musical notation. The upper staff contains a melodic line with a *tr* marking and a *p* dynamic marking. The lower staff contains a bass line with a *p* marking.




(丙) 第 三 篇

或 爲 (1) 變 化 譜 形 式

附 譜 八 十 八

Beethoven, Op. 109.  
Gesangvoll, mit innigster Empfindung.  
Andante, molto cantabile ed espressivo.  
mezza voce



do cresc. *f*

This system contains two staves of music. The upper staff features a melodic line with a long note on 'do' followed by a series of sixteenth notes. The lower staff provides a harmonic accompaniment with chords and moving lines. The dynamic marking 'cresc. *f*' is placed above the upper staff.

This system continues the musical piece with two staves. The upper staff has a melodic line with some rests, and the lower staff has a steady accompaniment of chords.

cresc. *sf* mezza voce

This system features two staves. The upper staff has a melodic line with a dynamic marking 'cresc. *sf*' and a 'mezza voce' instruction. The lower staff has a complex accompaniment with many beamed notes.

Vin. I molto espresso

This system contains two staves. The upper staff is marked 'Vin. I' and 'molto espresso', featuring a melodic line with many sixteenth notes. The lower staff has a rhythmic accompaniment.



First system of musical notation, consisting of a treble and bass staff. The treble staff contains a melodic line with various note values and rests, while the bass staff provides a harmonic accompaniment with chords and single notes.

Second system of musical notation, featuring first and second endings. The treble staff has two distinct melodic phrases labeled '1.' and '2.'. The bass staff continues the accompaniment throughout.

Third system of musical notation. The treble staff shows a melodic line with a crescendo hairpin. The bass staff continues the accompaniment. The word 'cresc.' is written above the treble staff.

Fourth system of musical notation. The treble staff features a melodic line with a sforzando hairpin. The bass staff continues the accompaniment. The words 'sf' and 'mezza voce' are written above the bass staff.

1. *cresc.* etc.

2.

或為(2)復加譜形式

附譜八十九

Beethoven Op. 110.

*Fuga.*

*Allegro, ma non troppo.*

*p* *sempre p*

或爲(3)三段譜形式 附譜九十

Mozart, VII. Sonate.

*Allegro assai.*

The first system of musical notation consists of two staves. The upper staff is in treble clef with a key signature of one flat (B-flat) and a 6/8 time signature. It features a complex melodic line with many sixteenth notes, some beamed together, and a few slurs. The lower staff is in bass clef and contains a simple accompaniment of eighth notes and rests. A dynamic marking of *f* (forte) is placed above the first measure of the bass staff.

The second system continues the piece with two staves. The upper staff maintains the intricate sixteenth-note melody. The lower staff provides a steady accompaniment of eighth notes. The dynamic marking *f* is present at the beginning of the system.

The third system shows a continuation of the musical themes. The upper staff's melody is highly rhythmic. The lower staff's accompaniment includes some chords and rests. Dynamic markings of *f* and *p* (piano) are used throughout the system to indicate volume changes.

The fourth system continues the piece. The upper staff features a melodic line with many sixteenth notes. The lower staff has a simple accompaniment of eighth notes. The dynamic marking *f* is used at the start of the system.

The fifth system concludes the piece. The upper staff's melody remains active with sixteenth notes. The lower staff's accompaniment includes some chords and rests. Dynamic markings of *f* and *p* are used to indicate volume changes.


First system of musical notation. The upper staff contains a melodic line with various note values and rests. The lower staff contains a bass line with chords and single notes. Dynamic markings include *p* (piano) and *f* (forte).

Second system of musical notation. The upper staff features a melodic line with the instruction *dolce* (softly). The lower staff contains a bass line with chords. Dynamic markings include *mp* (mezzo-piano).

Third system of musical notation. The upper staff contains a melodic line with dynamic markings *sp* (sforzando) and *fz* (forzando). The lower staff contains a bass line with chords. A *p* (piano) marking is present at the end of the system.

Fourth system of musical notation. The upper staff contains a melodic line with dynamic markings *fz* and *pp* (pianissimo). The lower staff contains a bass line with chords.

Fifth system of musical notation. The upper staff contains a melodic line with a long slur. The lower staff contains a bass line with chords and a *p* (piano) marking.



The first system of music consists of two staves. The upper staff is in treble clef and contains a series of eighth-note chords and single notes. The lower staff is in bass clef and contains a simple eighth-note bass line.

The second system of music consists of two staves. The upper staff is in treble clef and features a more complex melodic line with many beamed eighth notes. The lower staff is in bass clef and contains a bass line with some rests.

The third system of music consists of two staves. The upper staff is in treble clef and continues the melodic line with beamed eighth notes. The lower staff is in bass clef and contains a bass line with some rests.

II. Thema.

The first system of the 'II. Thema' section consists of two staves. The upper staff is in treble clef and begins with a half note followed by a melodic phrase. The lower staff is in bass clef and contains a bass line with eighth notes.

The second system of the 'II. Thema' section consists of two staves. The upper staff is in treble clef and continues the melodic line. The lower staff is in bass clef and contains a bass line with eighth notes.



First system of musical notation, consisting of a treble and bass staff. The treble staff begins with a piano (*p*) dynamic marking and features a melodic line with a slur. The bass staff also begins with a piano (*p*) dynamic marking and contains a bass line with a slur.

Second system of musical notation, consisting of a treble and bass staff. The treble staff contains a melodic line with a slur. The bass staff contains a bass line with a slur.

Third system of musical notation, consisting of a treble and bass staff. The treble staff contains a melodic line with a slur. The bass staff contains a bass line with a slur.

Fourth system of musical notation, consisting of a treble and bass staff. The treble staff begins with a piano (*p*) dynamic marking. The bass staff begins with a piano (*p*) dynamic marking and contains a melodic line with a slur.

Fifth system of musical notation, consisting of a treble and bass staff. The treble staff contains a melodic line with a slur. The bass staff contains a bass line with a slur and dynamic markings including piano (*p*) and forte (*f*).





第一段終


(此處緊接第二段及第三段因避繁故刪去)

Beethoven, Op. 7

*Fondo.*

*Poco allegretto e grassioso*

或為(4)循環譜形式



附譜九十一



(丁)中間插入一篇。假如預娜台譜,爲四篇所構成,則除上述三篇外,還須再插入一篇進去,是爲 Menuett 或 Scherzo。皆帶愉快性質。(若插在悲觀主義作品中,則有如苦中作樂,強歡慘笑。)其形式則爲“三段體”。(每段只有二句。)

附譜九十二

Menuetto.

Allegretto.

Vordersatz I.

The first system of musical notation consists of two staves. The upper staff is in treble clef and the lower staff is in bass clef. The key signature has two flats (B-flat and E-flat), and the time signature is 3/4. The music begins with a treble clef and a key signature of two flats. The first section, labeled 'Vordersatz I.', starts with a treble clef and a key signature of two flats. The melody is written in the treble clef, and the bass line is in the bass clef. The tempo is marked 'Allegretto'.

Nach-

The second system of musical notation continues the first section and begins the second section, labeled 'Nachsatz I.'. The upper staff is in treble clef and the lower staff is in bass clef. The key signature remains two flats. The tempo is marked 'Allegretto'. The second section starts with a treble clef and a key signature of two flats. The melody is written in the treble clef, and the bass line is in the bass clef. The tempo is marked 'Allegretto'.

satz I.

Vorder-

The third system of musical notation continues the second section and begins the third section, labeled 'Vordersatz II.'. The upper staff is in treble clef and the lower staff is in bass clef. The key signature remains two flats. The tempo is marked 'Allegretto'. The third section starts with a treble clef and a key signature of two flats. The melody is written in the treble clef, and the bass line is in the bass clef. The tempo is marked 'Allegretto'.

satz II.

The fourth system of musical notation continues the third section. The upper staff is in treble clef and the lower staff is in bass clef. The key signature remains two flats. The tempo is marked 'Allegretto'. The fourth section starts with a treble clef and a key signature of two flats. The melody is written in the treble clef, and the bass line is in the bass clef. The tempo is marked 'Allegretto'.

The fifth system of musical notation continues the third section. The upper staff is in treble clef and the lower staff is in bass clef. The key signature remains two flats. The tempo is marked 'Allegretto'. The fifth section starts with a treble clef and a key signature of two flats. The melody is written in the treble clef, and the bass line is in the bass clef. The tempo is marked 'Allegretto'.

Nach-

This system contains two staves of music. The upper staff is in treble clef and the lower in bass clef. The key signature has two flats. Dynamics include *s*, *sf*, and *ff*. There are several slurs and accents. The word "Nach-" is written above the first few notes of the upper staff.

satz II.

This system contains two staves of music. The upper staff is in treble clef and the lower in bass clef. The key signature has two flats. Dynamics include *sf*, *s*, *sf*, *p*, and *pp*. There are several slurs and accents. The word "satz II." is written above the first few notes of the upper staff.

Trio. Vorder-

Fine.

This system contains two staves of music. The upper staff is in treble clef and the lower in bass clef. The key signature has two flats. Dynamics include *pp* and *p*. There are several slurs and accents. The word "Trio. Vorder-" is written above the first few notes of the upper staff, and "Fine." is written below the end of the lower staff.

satz I.

Nach-

This system contains two staves of music. The upper staff is in treble clef and the lower in bass clef. The key signature has two flats. Dynamics include *pp* and *p*. There are several slurs and accents. The word "satz I." is written above the first few notes of the upper staff, and "Nach-" is written above the last few notes of the upper staff.

satz I. Vorder.

This system shows the first movement, 'satz I. Vorder.'. It consists of two staves: a treble staff and a bass staff. The treble staff begins with a quarter rest, followed by a series of eighth and sixteenth notes. The bass staff features a steady eighth-note accompaniment. The piece concludes with a double bar line and repeat dots.

satz II.

This system shows the second movement, 'satz II.'. It consists of two staves. The treble staff contains a melodic line with eighth and sixteenth notes, ending with a fermata. The bass staff provides a rhythmic accompaniment with eighth notes and rests. The piece ends with a double bar line and repeat dots.

This system continues the musical score with two staves. The treble staff features a melodic line with eighth notes and rests. The bass staff has a rhythmic accompaniment of eighth notes. The system ends with a double bar line and repeat dots.

This system continues the musical score with two staves. The treble staff features a melodic line with eighth notes and rests, including dynamic markings of *ff* and *pp*. The bass staff has a rhythmic accompaniment of eighth notes. The system ends with a double bar line and repeat dots.



(VII)小瑣娜台。“小瑣娜台”Sonatine,其性質與上述瑣娜台全同。(亦係用一種或兩種樂器演奏。)惟每篇篇幅較短,而且有時只用兩篇組成,故名之為“小瑣娜台”。

(VIII)生風里。“生風里”Symphonie,其篇法組織與上述(VI)瑣娜台全同,惟“瑣娜台”係用一種或兩種樂器演奏,而“生風里”則用全班樂隊(包括各種絲絃,吹奏,敲擊樂器。)合奏,此其不同之點也。此外如Trio, Quartett, Quintett,等譜其形式亦與“生風里”同。

(IX)空澈堤。“空澈堤”Concert,其篇法組織亦

與上述(VI) 瑣娜台相同,惟“空澈堤”係用全班樂隊合奏,(此與“瑣娜台”相異之點。)而其中復以一種樂器如提琴或鋼琴之類,爲其主要樂器。至於樂隊中之其他各項樂器,則僅負伴和之責而已。(此與“生風里”相異之點,因奏“生風里”時,全班樂隊中之各項樂器,皆佔主要位置。)

(X) 導場音樂。“導場音樂” Ouverture, 本爲歌劇未開幕以前所奏之音樂,但因其篇幅自爲起結,遂成爲一種“獨立作品”。換言之,可以離開“歌劇”,獨自演奏者也。其組織內容,只有一篇而且全與“瑣娜台”之第一篇構造形式相同。

(XI) 舒怡塔。“舒怡塔” Suite 是數篇古代各國跳舞音樂所組成的,各篇調別,彼此相同,其組織內容如下。

第一篇“引子” Praeludium,爲本譜各篇所共有的

“引子”。其形式無一定,全任作者自由譜製。

第二篇 Allemand。(德國古代跳舞樂名。)其形式

係兩段所組成,節奏適中。

第三篇 Courante。(法國古代跳舞樂名。)亦爲兩段

所組成,節奏較快。

第四篇 Sarabande, (西班牙古代跳舞樂名,) 亦為兩段所組成,節奏甚慢。

第五篇 Gigue, (英國古代跳舞樂名,) 亦為兩段所組成,節奏甚快。

茲特各舉一例如下。(按下面四篇別皆係 G 陰調)

### 附 譜 九 十 三

#### 1. Das Praeludium

(第一篇是引子因無一定形式故省去不舉)

#### 2. Die Allemande

(德國古代跳舞樂名)

The image displays a musical score for 'Die Allemande'. It consists of two systems of music, each with a treble clef staff on top and a bass clef staff on the bottom. The key signature is one flat (B-flat), and the time signature is common time (C). The first system begins with a dynamic marking of *mf*. The music features a mix of eighth and sixteenth notes, with some rests and a final cadence in the first system. The second system continues the piece with similar rhythmic patterns and concludes with a final cadence.



This page contains five systems of musical notation, each consisting of a piano (treble clef) and bass (bass clef) staff. The music is written in a key signature of two flats (B-flat and E-flat) and a 3/4 time signature. The notation includes various rhythmic values, accidentals, and dynamic markings. The first system begins with a piano (*p*) marking and a crescendo (*cresc.*) marking. The second system features a series of sixteenth-note patterns in both hands. The third system continues with similar rhythmic patterns. The fourth system includes a decrescendo (*dim.*) marking. The fifth system concludes with a crescendo (*cresc.*), a fortissimo (*f*) marking, a decrescendo (*dim.*), and a piano (*p*) marking. The page is separated from the next by a decorative wavy line.

First system of musical notation, featuring a treble and bass clef. The treble clef part begins with a dynamic marking of *mf* and includes a fermata over a note. The bass clef part features a series of eighth notes.

Second system of musical notation, continuing the piece with similar rhythmic patterns in both staves.

Third system of musical notation, including dynamic markings of *dim.* and *p*. A trill (*tr.*) is indicated above a note in the treble clef.

Fourth system of musical notation, featuring a dynamic marking of *cresc.* and hairpins indicating volume changes.

Fifth system of musical notation, concluding the page with a fermata and a final flourish in the bass clef.

Two systems of piano accompaniment. The first system consists of two staves (treble and bass clef) with a key signature of one flat and a 3/4 time signature. The music features a melodic line in the treble clef and a supporting bass line. Dynamics include *dim.* and *p*. The second system also consists of two staves, continuing the piece with a trill (*tr*) in the treble clef. Dynamics include *cresc.*, *f*, *dim.*, and *p*.

附譜九十

3. Die Courante

(法國古代跳舞樂名)

Two systems of musical notation for the piece 'Courante'. The first system shows the beginning of the piece in 3/4 time with a key signature of one flat. The title 'Courante.' is written above the first staff. The second system continues the piece with a trill (*tr*) in the treble clef.

This image shows a handwritten musical score consisting of five systems. Each system contains two staves: a treble clef staff on top and a bass clef staff on the bottom. The music is written in a style characteristic of early 20th-century manuscript notation. The first system begins with a treble clef, a key signature of one flat (B-flat), and a common time signature. The notation includes various note values, rests, and dynamic markings such as 'f' and 'p'. The second system continues the piece with similar notation. The third system features a treble clef, a key signature of one flat, and a common time signature, with a fermata over a note in the upper staff. The fourth system also has a treble clef, one flat key signature, and common time, showing more complex rhythmic patterns. The fifth system concludes the piece with a treble clef, one flat key signature, and common time, featuring a long melodic line in the treble staff and a more active bass line.

The first system of musical notation consists of two staves. The upper staff is in treble clef and the lower staff is in bass clef. Both staves are in a key signature of one flat (B-flat major or D minor). The music features a variety of note values including quarter, eighth, and sixteenth notes, as well as rests and dynamic markings such as 'p' (piano).

The second system of musical notation consists of two staves. The upper staff is in treble clef and the lower staff is in bass clef. Both staves are in a key signature of one flat. The music continues with similar note values and includes dynamic markings like 'p'.

The third system of musical notation consists of two staves. The upper staff is in treble clef and the lower staff is in bass clef. Both staves are in a key signature of one flat. The music features a variety of note values and includes dynamic markings such as 'f' (forte).

The fourth system of musical notation consists of two staves. The upper staff is in treble clef and the lower staff is in bass clef. Both staves are in a key signature of one flat. The music continues with similar note values and includes dynamic markings like 'p'.

The fifth system of musical notation consists of two staves. The upper staff is in treble clef and the lower staff is in bass clef. Both staves are in a key signature of one flat. The music features a variety of note values and includes dynamic markings such as 'p'.

附 譜 九 十 五

4. Die Sarabande

(西班牙古代跳舞樂名)


*Sarabande.*

First system of musical notation, featuring a treble and bass staff. The treble staff contains a melodic line with eighth and sixteenth notes, including a trill. The bass staff provides a harmonic accompaniment with chords and moving lines.

Second system of musical notation, continuing the piece. It shows a continuation of the melodic and harmonic themes from the first system, with some dynamic markings like *mf*.


Third system of musical notation, showing further development of the musical ideas. The bass staff features a prominent melodic line with trills and slurs.

Fourth system of musical notation, concluding the section. It features a final melodic phrase in the treble staff and a corresponding bass line.



(此處係將上列 *Sarabande* 一篇再行變化一次)

*Les agréments de la même Sarabande.*





First system of musical notation, consisting of a treble and bass staff. The treble staff contains a melodic line with eighth and sixteenth notes. The bass staff contains a bass line with chords and eighth notes.

Second system of musical notation, consisting of a treble and bass staff. The treble staff continues the melodic line. The bass staff features dynamic markings: *cresc.*, *sf*, and *p*.

Third system of musical notation, consisting of a treble and bass staff. The treble staff has two first endings marked '1.' and '2.'. The bass staff continues with chords and eighth notes.

變化 III.

Fourth system of musical notation, consisting of a treble and bass staff. The treble staff has a simple melodic line. The bass staff features a complex rhythmic pattern with dynamic markings: *sf*, *sf*, *sf*, and *f*.

Fifth system of musical notation, consisting of a treble and bass staff. The treble staff has a simple melodic line. The bass staff features a complex rhythmic pattern with eighth notes.

The image shows two systems of musical notation. The first system consists of a violin staff (top) and a piano staff (bottom). The violin staff contains five measures of chords, with dynamics markings *sf* under the first three measures and *f* under the last. The piano staff contains five measures of sixteenth-note patterns. The second system also consists of a violin staff and a piano staff. The violin staff contains five measures of chords, and the piano staff contains five measures of sixteenth-note patterns.

或為(2)三段譜形式 Beethoven, Op. 2 Nr. 2

附 譜 八 十 六

I. Theil. (第一段)

The image shows two systems of musical notation for the first part of the piece. The first system consists of a violin staff (top) and a piano staff (bottom). Above the violin staff is the instruction *Largo appassionato tenuto sempre*. Above the piano staff is the instruction *staccato sempre*. The second system also consists of a violin staff and a piano staff. Above the violin staff is the instruction *satz I.* and above the piano staff is the instruction *Nach-*.

satz I. Mittel-

*mf* *lr*

satz. *lr*

*lr*

Vorder- *sf*

*sf*  
*staccato*

*sf* satz. *sf* Nach-

*sf* *sf*

(第二段)

II. Theil.

The first system of musical notation consists of two staves. The upper staff is in treble clef and contains a melodic line with several slurs and a dynamic marking of *sfz.* above the first measure. The lower staff is in bass clef and contains a bass line with a dynamic marking of *ff > p* above the first measure. The music is in a key with one sharp (F#) and a 3/4 time signature.

The second system of musical notation consists of two staves. The upper staff is in treble clef and contains a melodic line with several slurs and a dynamic marking of *sfz.* above the first measure. The lower staff is in bass clef and contains a bass line with a dynamic marking of *ff > p* above the first measure. The music is in a key with one sharp (F#) and a 3/4 time signature.

The third system of musical notation consists of two staves. The upper staff is in treble clef and contains a melodic line with several slurs and a dynamic marking of *sfz.* above the first measure. The lower staff is in bass clef and contains a bass line with a dynamic marking of *ff > p* above the first measure. The music is in a key with one sharp (F#) and a 3/4 time signature.

The fourth system of musical notation consists of two staves. The upper staff is in treble clef and contains a melodic line with several slurs and a dynamic marking of *sfz.* above the first measure. The lower staff is in bass clef and contains a bass line with a dynamic marking of *ff > p* above the first measure. The music is in a key with one sharp (F#) and a 3/4 time signature.

(第三段)

III. Theil.

Vorder-

*f* *crisc.* *ff* *p*

*staccato sempre*

satz. Nach-

satz.

The musical score consists of four systems of music. The first system is for the piano, with a treble and bass clef. It features a melody in the right hand and accompaniment in the left hand. Dynamic markings include *f*, *crisc.*, *ff*, and *p*. The instruction *staccato sempre* is written below the piano part. The second system continues the piano part. The third system is for the violin, with a treble clef. It features a melody in the right hand and accompaniment in the left hand. The instruction *satz.* is written above the violin part, and *Nach-* is written above the right hand. The fourth system continues the violin part, with *satz.* written above the right hand.

### 附 錄 八 十 七

或 爲 (3) 循 環 譜 形 式 Mozart, VII Sonate.

#### I. Thema.

*Adagio.*

First system of musical notation. The treble clef staff begins with a piano (*p*) dynamic. The bass clef staff starts with a pianissimo (*pp*) dynamic. The system concludes with a decrescendo (*decresc.*) in the treble and a crescendo (*cresc.*) in the bass.

Second system of musical notation. The treble clef staff features a piano (*p*) dynamic and a 'do' marking. The bass clef staff begins with a pianissimo (*pp*) dynamic.

Third system of musical notation. The treble clef staff includes dynamic markings of *f=p* and *p*. The bass clef staff starts with a pianissimo (*pp*) dynamic.

Fourth system of musical notation. The treble clef staff features a decrescendo (*decresc.*) dynamic. The bass clef staff begins with a crescendo (*cresc.*) dynamic.

The first system of music consists of two staves. The upper staff is in treble clef and the lower staff is in bass clef. The key signature has two flats (B-flat and E-flat). The time signature is 4/4. The music begins with a dynamic marking of *f*. The upper staff contains a melodic line with various note values and rests. The lower staff provides a harmonic accompaniment with a mix of eighth and sixteenth notes. Dynamic markings include *f* at the start, *mf* in the lower staff, and *pp* in the lower staff.

II. Thema.

The second system of music consists of two staves. The upper staff is in treble clef and the lower staff is in bass clef. The key signature has two flats. The time signature is 4/4. The music begins with a dynamic marking of *f*. The upper staff contains a melodic line with various note values and rests. The lower staff provides a harmonic accompaniment with a mix of eighth and sixteenth notes. Dynamic markings include *f* and *pp*.

The third system of music consists of two staves. The upper staff is in treble clef and the lower staff is in bass clef. The key signature has two flats. The time signature is 4/4. The music begins with a dynamic marking of *f=pp*. The upper staff contains a melodic line with various note values and rests. The lower staff provides a harmonic accompaniment with a mix of eighth and sixteenth notes. Dynamic markings include *f=pp*.

The fourth system of music consists of two staves. The upper staff is in treble clef and the lower staff is in bass clef. The key signature has two flats. The time signature is 4/4. The music begins with a dynamic marking of *f*. The upper staff contains a melodic line with various note values and rests. The lower staff provides a harmonic accompaniment with a mix of eighth and sixteenth notes. Dynamic markings include *f* and *pp*.


First system of musical notation. The upper staff (treble clef) features a melodic line with slurs and dynamic markings: *cresc.*, *f=p*, *f=p*, *f=p*, and *f=p*. The lower staff (bass clef) provides a harmonic accompaniment with chords and moving lines.

Second system of musical notation. The upper staff continues the melodic line with slurs and dynamic markings: *f*, *ff*, and *ff*. The lower staff continues the accompaniment.

Third system of musical notation. The upper staff continues the melodic line with slurs and dynamic markings: *p*. The lower staff continues the accompaniment.

Fourth system of musical notation. The upper staff continues the melodic line with slurs and dynamic markings: *p*, *ff*, *ff*, and *ff*. The lower staff continues the accompaniment.





(丙) 第三篇

或爲 (1) 變化譜形式

附譜八十八

Beethoven, Op. 109.

Gesangvoll, mit innigster Empfindung.

Andante, molto cantabile ed espressivo.

mezza voce



do cresc. "

This system contains the first two staves of music. The upper staff begins with a treble clef and a key signature of two sharps (F# and C#). It features a melodic line with a 'do' marking and a 'cresc.' instruction. The lower staff is in bass clef and provides harmonic accompaniment.

This system contains the next two staves of music, continuing the melodic and harmonic development from the previous system.

cresc. sf mezza voce

This system contains the third and fourth staves of music. It includes dynamic markings 'cresc.', 'sf' (sforzando), and 'mezza voce'.

Viv. I molto espresso

This system contains the final two staves of music on the page. It is marked 'Viv. I' and 'molto espresso'.

The first system of musical notation consists of a treble clef staff and a bass clef staff. The treble staff contains a melodic line with various note values and rests, including a dotted quarter note and an eighth note. The bass staff contains a harmonic accompaniment with chords and moving lines.

The second system of musical notation features a first ending bracket labeled '1.' and a second ending bracket labeled '2.'. The treble staff shows the melodic line with these endings. The bass staff provides the accompaniment, with some notes tied across the system boundary.

The third system of musical notation includes a treble clef staff and a bass clef staff. The treble staff has a melodic line with a crescendo hairpin. The bass staff has an accompaniment. The word 'cresc.' is written above the treble staff.

The fourth system of musical notation includes a treble clef staff and a bass clef staff. The treble staff has a melodic line with a sforzando hairpin. The bass staff has an accompaniment. The word 'sf' is written above the treble staff, and 'mezza voce' is written above the bass staff.

The first system of the musical score consists of two staves. The upper staff contains two first endings, labeled '1.' and '2.', which are repeated sections of music. The lower staff provides harmonic accompaniment, with dynamic markings 'cresc.' (crescendo) and 'etc.' (et cetera) indicating the progression of the piece.

或為(2)復加譜形式

附譜八十九

Beethoven Op. 110.

Fuga.

Allegro, ma non troppo.

The second system of the musical score shows the continuation of the fugue. The upper staff has a piano (*p*) dynamic marking, and the lower staff features a *sempre p* (piano) dynamic marking, indicating a consistent soft volume throughout this section.

The third system of the musical score continues the fugue with more complex rhythmic patterns. The upper staff has a melodic line with various note values, while the lower staff provides a dense accompaniment with many sixteenth notes.

The fourth system of the musical score shows further development of the fugue's themes. The upper staff continues with its melodic line, and the lower staff maintains its intricate accompaniment, with various rests and note values.

或爲(3)三段譜形式 附譜九十

Mozart. VII. Sonate.

*Allegro assai.*

The musical score consists of five systems, each with a piano (treble clef) and bass (bass clef) staff. The key signature is one flat (B-flat major or D minor), and the time signature is 3/8. The score features intricate sixteenth-note passages in the piano part and simpler accompaniment in the bass part. Dynamics such as *f* (forte) and *ff* (fortissimo) are indicated throughout. The notation includes slurs, accents, and various note values.

First system of musical notation, consisting of a treble and bass staff. The treble staff contains a melodic line with various note values and rests. The bass staff contains a harmonic accompaniment with chords and moving lines. Dynamics include *p* and *f*.

Second system of musical notation. The treble staff features a melodic line with a *dolce* marking. The bass staff has a rhythmic accompaniment with chords. Dynamics include *pp*.

Third system of musical notation. The treble staff has a melodic line with *sp* and *fz* markings. The bass staff has a rhythmic accompaniment with chords. Dynamics include *fz*.

Fourth system of musical notation. The treble staff has a melodic line with *fz* and *pp* markings. The bass staff has a rhythmic accompaniment with chords. Dynamics include *fz* and *pp*.

Fifth system of musical notation. The treble staff has a melodic line with a *p* marking. The bass staff has a rhythmic accompaniment with chords. Dynamics include *p*.

The image displays a musical score for piano, consisting of five systems of staves. Each system contains a treble clef staff and a bass clef staff. The music is written in a key signature of two flats (B-flat and E-flat) and a common time signature (C). The notation includes various rhythmic values such as eighth and sixteenth notes, as well as rests and dynamic markings like *calando* and *pp*. The score is presented in a traditional, slightly aged style with clear line work and note heads.

The first system consists of two staves. The upper staff (treble clef) contains a series of eighth-note chords and single notes, while the lower staff (bass clef) features a simple eighth-note bass line. The second system also has two staves; the upper staff is more complex with many beamed eighth notes, and the lower staff continues the bass line. The third system follows the same two-staff format, with the upper staff showing a descending melodic line and the lower staff providing harmonic support.

II. Thema.

The first system of the 'Thema' section has two staves. The upper staff (treble clef) begins with a key signature change to two flats and contains a melodic line with some grace notes. The lower staff (bass clef) has a steady eighth-note accompaniment. The second system continues the theme, with the upper staff showing a more active melodic line and the lower staff maintaining the rhythmic accompaniment.



尾聲

CODA.

The musical score for the Coda section is written in piano notation across six systems. The first system begins with a piano (*p*) dynamic marking. The second system includes a crescendo (*cres.*) marking. The fifth system features a *p* dynamic marking and a *rit.* (ritardando) marking. The sixth system concludes with a *p* dynamic marking. The notation includes various rhythmic values, accidentals, and phrasing slurs.

First system of musical notation, consisting of a grand staff with two staves. The upper staff contains a melodic line with slurs and ties, while the lower staff contains a bass line with chords and rhythmic accompaniment.

Second system of musical notation, continuing the piece with similar melodic and harmonic structures.

Third system of musical notation, featuring more complex melodic phrasing and harmonic support.

Fourth system of musical notation, marked with *allegro moderato* and *pp*. It includes dynamic markings and tempo indications.

Fifth system of musical notation, showing further development of the musical themes.

Sixth system of musical notation, concluding the section with a final melodic flourish and harmonic resolution.

First system of musical notation, featuring a treble and bass staff. The bass staff begins with a dynamic marking of *p*. The music consists of eighth and sixteenth notes in the treble and chords in the bass.

Second system of musical notation, featuring a treble and bass staff. The bass staff contains several measures with a circled '2' below them, possibly indicating a second ending or a specific fingering. The music continues with eighth and sixteenth notes in the treble and chords in the bass.

Third system of musical notation, featuring a treble and bass staff. The treble staff has a dynamic marking of *ff*. The music continues with eighth and sixteenth notes in the treble and chords in the bass.

Fourth system of musical notation, featuring a treble and bass staff. The treble staff has a dynamic marking of *f*. The music continues with eighth and sixteenth notes in the treble and chords in the bass.

Fifth system of musical notation, featuring a treble and bass staff. The treble staff has a dynamic marking of *f*. The music continues with eighth and sixteenth notes in the treble and chords in the bass.

The first system of music consists of two staves. The upper staff is in treble clef and contains a series of eighth and sixteenth notes, some beamed together. The lower staff is in bass clef and contains a series of chords and single notes. There are dynamic markings *f* and *ff* in the lower staff.

AB Esso Tanta Ut in die Tanta ut A in B. *una corda.*

The second system of music consists of two staves. The upper staff has a treble clef and contains notes with various dynamics. The lower staff has a bass clef and contains chords. Dynamic markings include *f*, *p*, *pp*, and *pp molto rit.* at the end of the system.

The third system of music consists of two staves. The upper staff continues the melodic line with eighth and sixteenth notes. The lower staff continues the harmonic accompaniment with chords and single notes.

B a tempo.

The fourth system of music consists of two staves. The upper staff has a treble clef and contains notes. The lower staff has a bass clef and contains chords. A *ritard.* marking is present in the upper staff, and a *p* marking is in the lower staff.

f *tremolo.*

The fifth system of music consists of two staves. The upper staff has a treble clef and contains notes. The lower staff has a bass clef and contains chords. A *tremolo.* marking is present in the upper staff. The system concludes with a final cadence.

以上所述十二種樂譜組織，皆係較有規則可循者。此外音樂作品中，如“歌劇”Oper，“樂曲”Oratorium等等，則須受“脚本”的支配，以致形式不能固定。又如“生風里詩”Symphonische, Dichtung 等等，則又因作者有意描叙一種現象之故，亦不能固守一定形式。又如“自由幻想”Phantasie 等等，則更係作者有意打破藩籬，自爲風氣。要而言之，皆無一種固定形式可爲讀者諸君告也。

但是就大體言，上述“歌劇”等等作品，雖不能固守一定形式，然而吾人若一查其中各部分之組織，亦常與前述十二種固定形式，時有契合之慮。蓋自由之中，仍是寓有一些法度也。

## 附 錄

### 復加譜 Fuga 之說明

本書討論範圍，係以西洋近代盛行之“主音音樂”爲限。此外尚有“對譜音樂” Kontrapunkt 一種，亦屬於製譜學範圍之內。惟以其問題較爲複雜繁重，非另爲專書不可，故此處暫付闕如。稍後，著者當另作“對譜音樂”一冊以供讀者諸君參考。現在則只將本書中曾涉及之“復加譜”一項，說明如下。

我們在討論“復加” Fuga 之前，請先將“主音音樂”及“對譜音樂”之界說，一爲解釋。“主音音樂”者，係以其中一音爲主，而其餘同時各音爲副，前者稱爲“主調” Melodie，後者稱爲“諧和” Harmonie。爲歐洲最近三百年來所盛行，故本書所討論者亦以此爲限。至於“對譜音樂”，則同時共鳴各音，皆係獨立自主，無所謂他人附庸。但各音之間，仍保有一種諧和關係。此種音樂，在歐洲古代，極爲盛行。到了十六十七世紀之交，“主音音樂”發生，於是“對譜音樂”始不能獨霸。直至近代，西洋作品之中，猶是“主音”“對譜”兩用。故我們對於“對譜音樂”，亦須加以研

究。

對譜音樂種類甚多，“復加” Fuga，只為其中之一種，所謂“復加”者，即將譜中“主句” Thema，屢次重複，但有一定規則，譬如

(甲)主句之音為  $g\ e\ g\ h\ \dots\dots\dots$

(乙)第一次重複  $g\ h\ d^1\ \sharp f^1\ \dots\dots\dots$  (與甲句構造同，  
但各音一律較原音高五階。)

(丙)第二次重複  $c^1\ e^1\ g^1\ h^1\ \dots\dots\dots$  (與甲句構造同，  
音亦同，但音級高低不同。)

(丁)第三次重複  $g^1\ h^1\ d^2\ \sharp f^2\ \dots\dots\dots$  (與乙句構造同，  
音亦同，但音級高低不同。)

其法係先將(甲)句演奏數拍，尚在往下奏去之時，而(乙)句忽從中插入，遂成二音同鳴。稍後，(丙)句又從中插入，遂成三音同鳴。未幾，(丁)句又從中插入，遂成四音同鳴。但甲乙丙丁四句皆是各自獨立往前奏去，誰不管誰，而合奏結果，仍是彼此和諧。

等到甲乙丙丁四句合奏以後，再加入一些副句。(其法係取主句一部加以變化，)仍是各自獨立向前進行，以至全篇樂譜告終。

以上所舉是四句復加,此外尚有兩句復加。(即只有甲乙兩句,)或三句復加(即只有甲乙丙三句)等等。

茲爲明瞭起見,再舉一例如下。

附 譜 九 十 八

Fuga V.  
復加

The musical score consists of two systems. The first system is labeled 'Fuga V. 復加' and contains two staves. The top staff is a treble clef with a common time signature 'C'. The bottom staff is a bass clef with a common time signature 'C'. The music is marked 'J marcato' and '甲句'. The second system is labeled '乙句' and also consists of two staves, treble and bass clef, with common time signature 'C'. The music is marked '乙句'.





## 崑曲新導

劉振修編 二冊 一元八角

本書共選南北清曲百二十支，一律由工尺譜譯成西樂簡譜，以供有志學習崑曲而不諳工尺譜者之用。凡中樂舊有之調名，亦均翻成西樂所用之C調D調等。卷首編有「通論」一篇，對於崑曲之起源及派別等等，詳述無遺。

## 和聲與製曲

戴逸青編 一冊 八角

這書大部份是取材於美國音樂專門學校的教課講義，內容所說的是和聲與製曲大要，可以作為專科的教本及個人自修的參攷材料。這書共分三十章，六十節，有二百十八個例，可以證明一切的學理。還有十八個例外的習練題，預備給研究者習練。

中華書局發行

# 西 洋 樂 器 提 要

書分三編：上編爲西洋樂器之類別及其略史，述西洋絲絃、吹奏、鼓擊、鍵盤之概別，發音之物質，聲音之傳播、高低、強弱，及各種樂器發音之原理，末及各種樂器之略史。中編詳列各種樂器之形式：如木質、金質、吹奏、樂奏、鼓擊、絲絃、鍵盤樂器等。下編述西洋樂器之應用；如樂隊之組織，重要樂器之用途，得此一書，於西洋樂器及其應用，蓋瞭如指掌矣。

王光祈著    一冊九角

中 華 書 局 發 行

民國十八年七月印刷  
民國十八年七月發行



總發行所  
分發行所

上海棋盤街

北平天津張家口石家莊邢台保定  
濟南青島太原開封鄭州西安蘭州  
成都重慶長沙常德衡州漢口南昌  
九江安慶蕪湖南京徐州杭州溫州  
福州廈門廣州汕頭潮州梧州雲南  
遼寧吉林長春哈爾濱香港新加坡

著者

發行者

印刷者

印刷所

王光祈

中華書局

中華書局

中華書局

上海靜安寺路二七七號

中華書局

中華書局

(五四一〇)

音樂叢刊之一

西洋製譜學提要(全一冊)



定價銀一元二角

(外埠另加郵匯費)

