



# Federal Register

8-11-04  
Vol. 69 No. 154

Wednesday  
Aug. 11, 2004


Book 1 of 2 Books

United States  
Government  
Printing Office  
SUPERINTENDENT  
OF DOCUMENTS  
Washington, DC 20402

OFFICIAL BUSINESS  
Penalty for Private Use, \$300

PERIODICALS  
Postage and Fees Paid  
U.S. Government Printing Office  
(ISSN 0097-6326)

\*\*\*\*\*3-DIGIT 481  
A FR BONNI346B MAR 05 R  
BONNIE COLVIN  
PROQUEST I & L  
PO BOX 1346  
ANN ARBOR MI 48106





# Federal Register

---

8-11-04

Vol. 69 No. 154

Book 1 of 2 Books

Pages 48765-49268

Wednesday

Aug. 11, 2004



The **FEDERAL REGISTER** (ISSN 0097-6326) is published daily, Monday through Friday, except official holidays, by the Office of the Federal Register, National Archives and Records Administration, Washington, DC 20408, under the Federal Register Act (44 U.S.C. Ch. 15) and the regulations of the Administrative Committee of the Federal Register (1 CFR Ch. I). The Superintendent of Documents, U.S. Government Printing Office, Washington, DC 20402 is the exclusive distributor of the official edition. Periodicals postage is paid at Washington, DC.

The **FEDERAL REGISTER** provides a uniform system for making available to the public regulations and legal notices issued by Federal agencies. These include Presidential proclamations and Executive Orders, Federal agency documents having general applicability and legal effect, documents required to be published by act of Congress, and other Federal agency documents of public interest.

Documents are on file for public inspection in the Office of the Federal Register the day before they are published, unless the issuing agency requests earlier filing. For a list of documents currently on file for public inspection, [www.archives.gov](http://www.archives.gov).

The seal of the National Archives and Records Administration authenticates the **Federal Register** as the official serial publication established under the Federal Register Act. Under 44 U.S.C. 1507, the contents of the **Federal Register** shall be judicially noticed.

The **Federal Register** is published in paper and on 24x microfiche. It is also available online at no charge as one of the databases on GPO Access, a service of the U.S. Government Printing Office.

The online edition of the **Federal Register** [www.gpoaccess.gov/nara](http://www.gpoaccess.gov/nara), available through GPO Access, is issued under the authority of the Administrative Committee of the Federal Register as the official legal equivalent of the paper and microfiche editions (44 U.S.C. 4101 and 1 CFR 5.10). It is updated by 6 a.m. each day the **Federal Register** is published and includes both text and graphics from Volume 59, Number 1 (January 2, 1994) forward.

For more information about GPO Access, contact the GPO Access User Support Team, call toll free 1-888-293-6498; DC area 202-512-1530; fax at 202-512-1262; or via email at [gpoaccess@gpo.gov](mailto:gpoaccess@gpo.gov). The Support Team is available between 7:00 a.m. and 9:00 p.m. Eastern Time, Monday-Friday, except official holidays.

The annual subscription price for the **Federal Register** paper edition is \$749 plus postage, or \$808, plus postage, for a combined **Federal Register**, **Federal Register Index** and List of CFR Sections Affected (LSA) subscription; the microfiche edition of the **Federal Register** including the **Federal Register Index** and LSA is \$165, plus postage. Six month subscriptions are available for one-half the annual rate. The prevailing postal rates will be applied to orders according to the delivery method requested. The price of a single copy of the daily **Federal Register**, including postage, is based on the number of pages: \$11 for an issue containing less than 200 pages; \$22 for an issue containing 200 to 400 pages; and \$33 for an issue containing more than 400 pages. Single issues of the microfiche edition may be purchased for \$3 per copy, including postage. Remit check or money order, made payable to the Superintendent of Documents, or charge to your GPO Deposit Account, VISA, MasterCard, American Express, or Discover. Mail to: New Orders, Superintendent of Documents, P.O. Box 371954, Pittsburgh, PA 15250-7954; or call toll free 1-866-512-1800, DC area 202-512-1800; or go to the U.S. Government Online Bookstore site, [bookstore.gpo.gov](http://bookstore.gpo.gov).

There are no restrictions on the republication of material appearing in the **Federal Register**.

**How To Cite This Publication:** Use the volume number and the page number. Example: 69 FR 12345.

**Postmaster:** Send address changes to the Superintendent of Documents, Federal Register, U.S. Government Printing Office, Washington DC 20402, along with the entire mailing label from the last issue received.

## SUBSCRIPTIONS AND COPIES

### PUBLIC

<b>Subscriptions:</b>	
Paper or fiche	202-512-1800
Assistance with public subscriptions	202-512-1806
<b>General online information</b>	202-512-1530; 1-888-293-6498
<b>Single copies/back copies:</b>	
Paper or fiche	202-512-1800
Assistance with public single copies	1-866-512-1800 (Toll-Free)

### FEDERAL AGENCIES

<b>Subscriptions:</b>	
Paper or fiche	202-741-6005
Assistance with Federal agency subscriptions	202-741-6005

### What's NEW!

**Federal Register** Table of Contents via e-mail

Subscribe to FEDREGTOC, to receive the **Federal Register** Table of Contents in your e-mail every day.

If you get the HTML version, you can click directly to any document in the issue.

To subscribe, go to <http://listserv.access.gpo.gov> and select:

*Online mailing list archives*

*FEDREGTOC-L*

*Join or leave the list*

Then follow the instructions.

### What's NEW!

**Regulations.gov**, the award-winning Federal eRulemaking Portal

Regulations.gov is the one-stop U.S. Government web site that makes it easy to participate in the regulatory process.

Try this fast and reliable resource to find all rules published in the **Federal Register** that are currently open for public comment. Submit comments to agencies by filling out a simple web form, or use available email addresses and web sites.

The Regulations.gov e-democracy initiative is brought to you by NARA, GPO, EPA and their eRulemaking partners.

Visit the web site at: <http://www.regulations.gov>



Printed on recycled paper.

# Contents

Federal Register

Vol. 69, No. 154

Wednesday, August 11, 2004

## Agricultural Research Service

### NOTICES

Patent licenses; non-exclusive, exclusive, or partially exclusive:

Nutrition 21, Inc., 48838

## Agriculture Department

See Agricultural Research Service

See Commodity Credit Corporation

See Forest Service

## Census Bureau

### NOTICES

Agency information collection activities; proposals, submissions, and approvals, 48840-48842

## Centers for Disease Control and Prevention

### NOTICES

Agency information collection activities; proposals, submissions, and approvals, 48874-48876

## Centers for Medicare & Medicaid Services

### RULES

Medicare:

Hospital inpatient prospective payment systems and FY 2005 rates, 49268-49782

## Children and Families Administration

### NOTICES

Agency information collection activities; proposals, submissions, and approvals, 48876

## Coast Guard

### RULES

Ports and waterways safety:

Charleston Harbor, Cooper River, SC; security zone, 48790-48791

Suisun Bay, Concord, CA; security zones, 48787-48790

## Commerce Department

See Census Bureau

See Foreign-Trade Zones Board

See International Trade Administration

See National Oceanic and Atmospheric Administration

See Patent and Trademark Office

### NOTICES

Agency information collection activities; proposals, submissions, and approvals, 48839-48840

## Committee for the Implementation of Textile Agreements

### NOTICES

Cotton, wool, and man-made textiles:

Bangladesh, 48847

Taiwan, 48847-48849

## Commodity Credit Corporation

### RULES

Loan and purchase programs:

Sugar; flexible marketing allotments

Correction, 48765

## Comptroller of the Currency

### NOTICES

Agency information collection activities; proposals, submissions, and approvals, 48911-48912

## Customs and Border Protection Bureau

### NOTICES

Immigration:

Aliens; designation for expedited removal, 48877-48881

## Defense Department

See Navy Department

## Education Department

### NOTICES

Agency information collection activities; proposals, submissions, and approvals, 48849-48850

Postsecondary education:

Accrediting agencies and State agencies for vocational and nurse education institutions; national recognition, 48850-48851

## Employment and Training Administration

### NOTICES

Adjustment assistance:

Automatic Machine & Tool Co., 48890

BDK Machine Co., Inc., 48890

GregtagMacbeth, LLC, 48890

Kamco Plastics Galesburg Warehouse, 48890

Marconi, 48890-48891

Meridian Automotive Systems, Inc., et al., 48891-48892

P&R Sewing, 48892

R/D Tech, 48892

Sanford Pattern Works, Inc., 48892-48893

Seagate Technology, Inc., 48893

Temple-Inland, 48893

Thomasville Veneer Co. et al., 48893-48895

Westside Stitching, Inc., 48895

Wyoming Wood Products, Inc., 48895

Agency information collection activities; proposals, submissions, and approvals, 48895-48897

## Energy Department

See Federal Energy Regulatory Commission

### NOTICES

Atomic energy agreements; subsequent arrangements, 48851

## Environmental Protection Agency

### RULES

Air quality planning purposes; designation of areas:

California, 48792-48794

Pesticides; tolerances in food, animal feeds, and raw agricultural commodities:

Forchlorfenuron; N-(2-chloro-4-pyridinyl)-N'-phenylurea, 48799-48805

Water programs:

Oil pollution prevention and response; non-transportation-related onshore and offshore facilities, 48794-48799

**PROPOSED RULES****Air programs:**

## Fuel and fuel additives—

California Phase 3 reformulated gasoline; enforcement exemptions, 48827–48835

**Air quality planning purposes; designation of areas:**

California, 48835–48837

**NOTICES****Air pollution control:**

## State operating permits programs—

California, 48862–48863

**Environmental statements; notice of intent:**

Oxnard Plain Groundwater Recharge Project, CA, 48863

**Meetings:**

Tribal Pesticide Program Council, 48863–48864

**Pesticide, food, and feed additive petitions:**

Mycogen Seeds, 48870–48873

**Pesticide registration, cancellation, etc.:**

Diazinon, 48864–48867

EDEN Bioscience Corp. et al., 48867–48870

**Water supply:**

Public water supply supervision program—

West Virginia, 48873

**Federal Aviation Administration****RULES**

Class E airspace, 48765–48767

**PROPOSED RULES**

Class E airspace, 48826–48827

**NOTICES****Aviation insurance:**

Premium war risk insurance, 48903

**Federal Energy Regulatory Commission****NOTICES****Environmental statements; notice of intent:**

Gulf South Pipeline Co., LP, 48855–48857

**Hydroelectric applications, 48857–48861****Meetings:**

Electric quarterly reports; outreach sessions, 48861–48862

Pacific Gas &amp; Electric Co.; technical conference, 48862

**Applications, hearings, determinations, etc.:**

ANR Pipeline Co., 48851–48852

Dominion Transmission, Inc., 48852

Equitrans, L.P., 48853

Guardian Pipeline, L.L.C., 48853

Northern Indiana Public Service Co., 48853

Northwest Pipeline Corp., 48853–48854

Texas Gas Transmission, LLC, 48854

Williston Basin Interstate Pipeline Co., 48854–48855

**Federal Maritime Commission****NOTICES**

Agreements filed, 48873–48874

**Complaints filed:**

QIN's Inc., 48874

**Ocean transportation intermediary licenses:**

DLM Venturesd, Inc., et al., 48874

**Federal Railroad Administration****NOTICES****Exemption petitions, etc.:**

New Jersey Transit, 48904

**Safety advisories, bulletins, and directives:**

Restoring failed or malfunctioning highway-rail grade crossing warning systems, 48904–48905

**Food and Drug Administration****RULES****Animal drugs, feeds, and related products:**

Oxytetracycline hydrochloride soluble powder, 48776

**Practice and procedure:**

Center for Drug Evaluation and Research, Office of Compliance; names and addresses change; technical amendment, 48774–48776

**NOTICES**

Agency information collection activities; proposals, submissions, and approvals, 48876–48877

**Foreign-Trade Zones Board****NOTICES***Applications, hearings, determinations, etc.:*

Illinois, 48842

**Forest Service****NOTICES**

Environmental statements; notice of intent:

Umatilla National Forest, WA, 48838–48839

**Health and Human Services Department**

See Centers for Disease Control and Prevention

See Centers for Medicare &amp; Medicaid Services

See Children and Families Administration

See Food and Drug Administration

**Homeland Security Department**

See Coast Guard

See Customs and Border Protection Bureau

**Housing and Urban Development Department****NOTICES**

Agency information collection activities; proposals, submissions, and approvals, 48881–48883

**Interior Department**

See Surface Mining Reclamation and Enforcement Office

**NOTICES**

Meetings; Sunshine Act, 48883

**Internal Revenue Service****NOTICES**

Agency information collection activities; proposals, submissions, and approvals, 48912–48913

**International Trade Administration****NOTICES****Antidumping:**Bottle-grade polyethylene terephthalate resin from—  
Various countries, 48842–48843

Honey from—

Argentina, 48843

Welded carbon steel pipe and tube from—

Turkey, 48843–48845

**International Trade Commission****NOTICES****Import investigations:**

Air and noise pollution abatement services; examination of U.S. and foreign markets; public hearing, 48884–48885

Renewable energy services; examination of U.S. and foreign markets; public hearing, 48885–48886

**Justice Department**

See Justice Programs Office

**NOTICES**

Pollution control; consent judgments:

3M Co., et al, 48886-48887

Hyponex Corp., 48887

Izzo Group, Inc., et al., 48887-48888

Mallinckrodt, Inc., et al., 48888

**Justice Programs Office****NOTICES**

Agency information collection activities; proposals, submissions, and approvals, 48888-48890

**Labor Department**

See Employment and Training Administration

See Mine Safety and Health Administration

**NOTICES**

Senior Executive Service:

Performance Review Board; membership, 48890

**Maritime Administration****NOTICES**

Environmental statements; availability, etc.:

Port of Anchorage, AK; Marine Terminal Redevelopment Project, 48905

**Mine Safety and Health Administration****NOTICES**

Agency information collection activities; proposals, submissions, and approvals, 48897-48898

Petitions for safety standard modifications; summary of affirmative decisions, 48898-48899

**National Highway Traffic Safety Administration****RULES**

Motor vehicle safety standards:

Child restraint systems—

Child restraint anchorage systems, 48818-48825

Lamps, reflective devices, and associated equipment—

Signal lamps and reflectors; geometric visibility requirements; worldwide harmonization, 48805-48817

**NOTICES**

Agency information collection activities; proposals, submissions, and approvals, 48906-48907

Motor vehicle safety standards:

Exemption petitions, etc.—

Volkswagen of America, Inc., 48907

Imported nonconforming motor vehicles; registered importer conformity information; electronic submission, 48907-48909

**National Oceanic and Atmospheric Administration****NOTICES**

Fishery conservation and management:

Magnuson-Stevens Act provisions—

Domestic fishing; exempted fishing permit applications, 48845-48846

**Navy Department****NOTICES**

Inventions, Government-owned; availability for licensing, 48849

**Nuclear Regulatory Commission****NOTICES**

Decommissioning plans; sites:

Xcel Energy Pathfinder Site, Minnehaha County, SD; correction, 48899-48900

Environmental statements; availability, etc.:

Constellation Energy Group, 48900-48901

**Patent and Trademark Office****NOTICES**

Agency information collection activities; proposals, submissions, and approvals, 48846

**Securities and Exchange Commission****NOTICES**

Applications, hearings, determinations, etc.:

NationsRent Companies, Inc., 48901-48902

**Small Business Administration****NOTICES**

Disaster loan areas:

Alaska, 48902

Guam, 48902

Northern Mariana Islands, 48902

Small business size standards:

Nonmanufacturer rule; waivers—

Ice making machinery manufacturing, 48902-48903

**Social Security Administration****RULES**

Administrative regulations:

Federal Tort Claims Act and Military Personnel and

Civilian Employees Claims Act; claims, 48767-48774

**Surface Mining Reclamation and Enforcement Office****RULES**

Permanent program and abandoned mine land reclamation plan submissions:

Kentucky, 48776-48787

**NOTICES**

Agency information collection activities; proposals, submissions, and approvals, 48883-48884

**Textile Agreements Implementation Committee**

See Committee for the Implementation of Textile Agreements

**Transportation Department**

See Federal Aviation Administration

See Federal Railroad Administration

See Maritime Administration

See National Highway Traffic Safety Administration

**NOTICES**

Aviation proceedings:

Agreements filed; weekly receipts, 48903

**Treasury Department**

See Comptroller of the Currency

See Internal Revenue Service

**NOTICES**

Agency information collection activities; proposals, submissions, and approvals, 48909-48911

**Separate Parts In This Issue****Part II**

Health and Human Services Department, Centers for Medicare &amp; Medicaid Services, 48915-49782

---

**Reader Aids**

Consult the Reader Aids section at the end of this issue for phone numbers, online resources, finding aids, reminders, and notice of recently enacted public laws.

To subscribe to the Federal Register Table of Contents LISTSERV electronic mailing list, go to <http://listserv.access.gpo.gov> and select Online mailing list archives, FEDREGTOC-L, Join or leave the list (or change settings); then follow the instructions.



**CFR PARTS AFFECTED IN THIS ISSUE**

A cumulative list of the parts affected this month can be found in the Reader Aids section at the end of this issue.

**7 CFR**  
1435 .....48765

**14 CFR**  
71 (2 documents) .....48765,  
48766

**Proposed Rules:**  
71 .....48826

**20 CFR**  
429 .....48767

**21 CFR**  
1 .....48774  
5 .....48774  
26 .....48774  
203 .....48774  
207 .....48774  
314 .....48774  
520 .....48776

**30 CFR**  
917 .....48776


**33 CFR**  
165 (2 documents) .....48787,  
48790

**40 CFR**  
81 .....48792  
112 .....48794  
180 .....48799

**Proposed Rules:**  
80 .....48827  
81 .....48835

**42 CFR**  
403 .....48916  
412 .....48916  
413 .....48916  
418 .....48916  
460 .....48916  
480 .....48916  
482 .....48916  
483 .....48916  
485 .....48916  
489 .....48916

**49 CFR**  
571 (2 documents) .....48805,  
48818



# Rules and Regulations

Federal Register

Vol. 69, No. 154

Wednesday, August 11, 2004

This section of the FEDERAL REGISTER contains regulatory documents having general applicability and legal effect, most of which are keyed to and codified in the Code of Federal Regulations, which is published under 50 titles pursuant to 44 U.S.C. 1510.

The Code of Federal Regulations is sold by the Superintendent of Documents. Prices of new books are listed in the first FEDERAL REGISTER issue of each week.

## DEPARTMENT OF AGRICULTURE

### Commodity Credit Corporation

#### 7 CFR Part 1435

RIN 0560-AH08

#### Flexible Marketing Allotments for Sugar

**AGENCIES:** Commodity Credit Corporation, USDA.

**ACTION:** Final rule; correction.

**SUMMARY:** This document corrects a final rule published on July 1, 2004 that amended the sugar marketing allotment regulations with respect to processors' marketings of sugar, the permanent termination of processor operations, processors purchasing assets of another processor, processors sharing allocations among producers, appeals, and other related matters. A correction is needed to clarify a provision regarding transfers of allocations.

**DATES:** Effective July 1, 2004.

**FOR FURTHER INFORMATION CONTACT:** Barbara Fecso, Dairy and Sweeteners Analysis, Economic and Policy Analysis Staff, Farm Service Agency (FSA), United States Department of Agriculture (USDA), Stop 0516, 1400 Independence Ave., SW., Washington, DC 20250-0516. Phone: (202) 720-4146. E-mail: [barbara.fecso@usda.gov](mailto:barbara.fecso@usda.gov). Persons with disabilities who require alternative means for communication (Braille, large print, audio tape, etc.) should contact the USDA Target Center at (202) 720-2600 (voice and TDD).

**SUPPLEMENTARY INFORMATION:** This publication corrects the final rule published in the Federal Register on July 1, 2004 (69 FR 39811) that amended the sugar marketing allotment regulations at 7 CFR 1435 with respect to processors' marketings of sugar, the permanent termination of processor operations, processors purchasing assets

of another processor, processors sharing allocations among producers, appeals, and other related matters. The correction clarifies section 1435.308(b) to correspond more closely with previous regulatory language and thus avoid possible confusion.

#### List of Subjects

##### 7 CFR Part 1435

Loan programs—agriculture, Price support programs, Reporting and record keeping requirements, and Sugar.

■ Accordingly, 7 CFR part 1435 is corrected by making the following correcting amendments:

#### PART 1435—SUGAR PROGRAM

■ 1. The authority citation for part 1435 continues to read as follows:

**Authority:** 7 U.S.C. 1359aa-1359jj and 7272 *et seq.*; 15 U.S.C. 714b and 714c.

■ 2. Paragraph (b) introductory text of § 1435.308 is revised to read as follows:

#### § 1435.308 Transfer of allocation, new entrants.

(a) \* \* \*

(b) Subject to a transfer of allocation, if any, described in paragraph (a) of this section being completed, CCC will permanently eliminate the processor's remaining allocation and distribute it to all other processors on a pro-rata basis when the processor:

\* \* \* \* \*

Signed in Washington, DC, on August 4, 2004.

James R Little,

*Executive Vice President, Commodity Credit Corporation.*

[FR Doc. 04-18292 Filed 8-10-04; 8:45 am]

BILLING CODE 3410-05-P

## DEPARTMENT OF TRANSPORTATION

### Federal Aviation Administration

#### 14 CFR Part 71

[Docket No. FAA-2003-14849; Airspace Docket No. 03-AWP-7]

#### Establishment of Class E Airspace; Beckwourth, CA

**AGENCY:** Federal Aviation Administration (FAA), DOT.

**ACTION:** Final rule; correction.

**SUMMARY:** This action corrects an error in the geographic coordinates of a Final Rule that was published in the Federal Register on June 14, 2004 (69 FR 32859), Docket No. FAA-2003-14849; Airspace Docket No. 03-AWP-7.

**EFFECTIVE DATES:** 0901 UTC August 5, 2004.

**FOR FURTHER INFORMATION CONTACT:** Jeri Carson, Airspace Specialist, Airspace Branch, AWP-520, Air Traffic Division, Western-Pacific Region, Federal Aviation Administration, 15000 Aviation Boulevard, Lawndale, California, 90261, telephone (301) 725-6611.

#### SUPPLEMENTARY INFORMATION:

##### History

Federal Register Document 04-13298, Docket No. FAA-2003-14849; Airspace Docket No. 03-AWP-7, published on June 14, 2004 (69 FR 32859), revised the geographic coordinates of the Class E airspace area at Beckwourth, CA. A typographical error was discovered in the geographic coordinates for the Beckwourth, CA, Class E airspace area. This action corrects those errors.

##### Correction to Final Rule

■ Accordingly, pursuant to the authority delegated to me, the geographic coordinates for the Class E airspace area at Beckwourth, CA, as published in the Federal Register on June 14, 2004 (69 FR 32859), (Federal Register Document 04-13298; page 32860, column 3) is corrected as follows:

#### § 71.1 [Corrected]

\* \* \* \* \*

#### AWP CA E5 Beckwourth, CA [Corrected]

Beckwourth-Nervino Airport, CA  
(Lat. 39°49'07" N. long. 120°21'10" W.)  
Reno-Tahoe International Airport, NV  
(Lat. 39°29'57" N. long. 119°46'05" W.)

By removing "(lat. 39°52'00" N. long. 119°45'00" W.)" and substituting "(lat. 39°51'38" N. long. 119°44'35" W.)" and by removing "(lat. 39°48'00" N. long. 120°00'00" W.)" and substituting "(lat. 39°48'49" N. long. 120°00'00" W.)".

\* \* \* \* \*

Issued in Los Angeles, California, on July 27, 2004.

Leonard A. Mobley,

*Manager, Airspace Branch, Western Terminal Operations.*

[FR Doc. 04-18203 Filed 8-10-04; 8:45 am]

BILLING CODE 4910-13-M

**DEPARTMENT OF TRANSPORTATION****Federal Aviation Administration****14 CFR Part 71**

[Docket No. FAA-2004-18609; Airspace Docket No. 03-AWP-15]

**Establishment of Class E Airspace; California City, CA****AGENCY:** Federal Aviation Administration (FAA), DOT.**ACTION:** Direct final rule; request for comments.

**SUMMARY:** As Area Navigation (RNAV) Global Positioning System (GPS) Standard Instrument Approach Procedure (SIAP) RNAV (GPS) Runway (RWY) 6 and RNAV (GPS) RWY 24 have been developed to serve California City Municipal Airport, California City, CA. This action expands Class E airspace extending upward from 700 feet or more above the surface at California City, CA to contain aircraft executing these RNAV (GPS) approaches. This action provides controlled airspace for Instrument Flight Rules (IFR) operations.

**DATES:** This direct final rule is effective on 0901 UTC, November 25, 2004. Comments for inclusion in the Rules Docket must be received on or before August 31, 2004.

**ADDRESSES:** Send comments on this proposal to the Docket Management System, U.S. Department of Transportation, Room Plaza 401, 400 Seventh Street, SW., Washington, DC 20590-0001. You must identify the docket number FAA-2004-18609/Airspace Docket No. 03-AWP-15, at the beginning of your comments. You may also submit comments on the Internet at <http://dms.dot.gov>. You may review the public docket containing the proposal, any comments received, and any final dispositions in person in the Docket Office between 9 a.m. and 5 p.m., Monday through Friday, except Federal holidays. The Docket Office (telephone 1-800-647-5527) is on the plaza level of the Department of Transportation NASIF Building at the above address.

**FOR FURTHER INFORMATION CONTACT:** Debra Trindle, Air Traffic Division, Airspace Branch, AWP-520, Western-Pacific Region, Federal Aviation Administration, 15000 Aviation Boulevard, Lawndale, California 90261, telephone (310) 725-6623.

**SUPPLEMENTARY INFORMATION:** This amendment to 14 CFR part 71 establishes a Class E airspace area at California City, CA. An RNAV (GPS) RWY 6 and RNAV (GPS) RWY 24 SIAP

have been developed to serve California City, CA. These SIAPs require additional controlled airspace to contain aircraft executing the new approach procedures. This action expands Class E airspace to support Instrument Flight Rules (IFR) operations to California City, CA. Class E airspace areas extending upward from 700 feet or more above the surface of the earth are published in Paragraph 6005 of FAA Order 7400.9L, Airspace Designations and Reporting Points, dated September 2, 2003, and effective September 16, 2003, which is incorporated by reference in 14 CFR 71.1. The Class E airspace designation listed in this document will be published subsequently in the Order.

**The Direct Final Rule Procedure**

The FAA anticipates that this regulation will not result in adverse or negative comment and therefore is issuing it as a direct final rule. Previous actions of this nature have not been controversial and have not resulted in adverse comments or objections. Unless a written adverse or negative comment, or a written notice of intent to submit an adverse or negative comment is received within the comment period, the regulation will become effective on the date specified above. After the close of the comment period, the FAA will publish a document in the **Federal Register** indicating that no adverse or negative comments were received and confirming the date on which the final rule will become effective. If the FAA does receive, within the comment period, an adverse or negative comment, or written notice of intent to submit such a comment, a document withdrawing the direct final rule will be published in the **Federal Register**, and a notice of proposed rulemaking may be published with a new comment period.

**Comments Invited**

Although this action is in the form of a final rule and was not preceded by a notice of proposed rulemaking, comments are invited on this rule. Interested persons are invited to comment on this rule by submitting such written data, views, or arguments as they may desire. Communications should identify the Rules Docket number and be submitted in triplicate to the address specified under the caption **ADDRESSES**. All communications received on or before the closing date for comments will be considered, and this rule may be amended or withdrawn in light of the comments received. Factual information that supports the commenter's ideas and suggestions is extremely helpful in evaluating the effectiveness of this action and

determining whether additional rulemaking action is needed.

Comments are specifically invited on the overall regulatory, economic, environmental, and energy aspects of the rule that might suggest a need to modify the rule. All comments submitted will be available, both before and after the closing date for comments, in the Rules Docket for examination by interested persons. A report that summarizes each FAA-public contact concerned with the substance of this action will be filed in the Rules Docket.

Commenters wishing the FAA to acknowledge receipt of their comments submitted in response to this rule must submit a self-addressed, stamped postcard on which the following statement is made: "Comments to Docket No. 03-AWP-15." The postcard will be date stamped and returned to the commenter.

**Agency Findings**

The regulations adopted herein will not have a substantial direct effect on the States, on the relationship between the national government and the States, or on the distribution of power and responsibilities among the various level of government. Therefore, it is determined that this final rule does not have federalism implications under Executive Order 13132.

The FAA has determined that this regulation is noncontroversial and unlikely to result in adverse or negative comments. For the reasons discussed in the preamble, this regulation only involves an established body of technical regulations that require frequent and routine amendments to keep them operationally current. Therefore, this regulation—(1) is not a "significant regulatory action" under Executive Order 12866; (2) is not a "significant rule" under DOT Regulatory Policies and Procedures (44 FR 11034; February 26, 1979); and (3) if promulgated, will not have a significant economic impact, positive or negative, on a substantial number of small entities under the criteria of the Regulatory Flexibility Act.

**List of Subjects in 14 CFR Part 71**

Airspace, Incorporation by reference, Navigation (air)

**Adoption of the Amendment**

■ Accordingly, the Federal Aviation Administration amends 14 CFR part 71 as follows:

**PART 71—DESIGNATION OF CLASS A, CLASS B, CLASS C, CLASS D, AND CLASS E AIRSPACE AREAS; AIRWAYS; ROUTES; AND REPORTING POINTS**

■ The authority citation for 14 CFR part 71 continues to read as follows:

Authority: 49 U.S.C. 106(g), 40103, 40113, 40120; E.O. 10854; 24 FR 9565, 3 CFR, 1959–1963 Comp., p. 389

**§ 71.1 [Amended]**

■ The incorporation by reference in 14 CFR 71.1 of the Federal Aviation Administration Order 7400.9L, dated September 2, 2003, and effective September 16, 2003, is amended as follows:

*Paragraph 6005 Class E airspace areas extending upward from 700 feet or more above the surface of the earth.*

\* \* \* \* \*

**AWP CA E5 California City, CA [New]**

California City Municipal Airport, CA

(Lat. 35°09'04" N. long. 118°01'00" W.)

That airspace extending upward from 700 feet above the surface within a 6.5-mile radius of the California City Municipal Airport, excluding the portion within the Edwards AFB, CA, and Mojave, CA, Class E airspace areas and excluding that airspace within Restricted Area R–2515.

\* \* \* \* \*

Issued in Los Angeles, California, on July 27, 2004.

Leonard A. Mobley,

Manager, Airspace Branch, Western Terminal Operations.

[FR Doc. 04–18202 Filed 8–10–04; 8:45 am]

BILLING CODE 4910–13–M

**SOCIAL SECURITY ADMINISTRATION**

**20 CFR Part 429**

RIN 0960–AF39

**Filing Claims Under the Federal Tort Claims Act and the Military Personnel and Civilian Employees Claims Act**

**AGENCY:** Social Security Administration (SSA).

**ACTION:** Final rule.

**SUMMARY:** We are modifying our regulations in part 429 of title 20 in two ways. First, we are establishing a new subpart B in part 429 that prescribes the procedures SSA follows when claims are filed by employees against SSA for personal property damage or loss incident to their service with SSA. This new subpart is necessary both to reflect SSA's status as an independent agency and to comply with the requirement in the Military Personnel and Civilian

Employees Claims Act of 1964 (MPCECA) that the head of each federal agency prescribe its own regulations for handling such claims.

Second, we are making several minor clarifications and corrections to our current procedures and practices on claims against the Government for damage to, or loss of, property or personal injury or death that is caused by the negligent or wrongful act or omission of an SSA employee. We have also rewritten the current rules on such claims in plain language.

**EFFECTIVE DATES:** These regulations are effective September 10, 2004.

**FOR FURTHER INFORMATION CONTACT:** Doug Cohen, Attorney-at-Law, Office of General Law, Office of the General Counsel, Social Security Administration, Suite No. 56, P.O. Box 26430, Baltimore, Maryland 21207, (410) 966–6583 or TTY (410) 966–5609.

**Electronic Version**

The electronic file of this document is available on the date of publication in the **Federal Register** on the Internet site for the Government Printing Office, <http://www.gpoaccess.gov/fr/index.html>. It is also available on the Internet site for SSA (*i.e.*, Social Security Online) at <http://policy.ssa.gov/pnpublic.nsf/LawsRegs>.

**SUPPLEMENTARY INFORMATION:**

**Employee Claims for Personal Property Damage or Loss**

The MPCECA, 31 U.S.C. 3721, establishes the guidelines Federal agencies must follow when an agency employee files a claim for personal property damage or loss incurred incident to his or her Federal service. Under the MPCECA, the head of each Federal agency is required to promulgate its own regulations setting forth the procedures and practices the agency will follow in handling such claims (31 U.S.C. 3721(j)). The Social Security Independence and Improvements Act of 1994 (Pub. L. 103–296) established SSA as an independent agency in the executive branch of the United States Government effective March 31, 1995, and vested general regulatory authority in the Commissioner of Social Security. In order to comply with the requirement in the MPCECA that SSA have its own regulations dealing with employee claims, we are establishing a new subpart B in part 429 of title 20 of the Code of Federal Regulations.

The rules in new subpart B of part 429 are modeled after those routinely published by other Federal agencies and contain the following sections:

- Section 429.201 explains that the new subpart applies to employee claims under the MPCECA, sets a \$40,000 limit on the amount of payment for a claim, and defines several terms used throughout the subpart.

- Section 429.202 explains the procedures an employee should follow to file a claim for personal property loss or damage incident to service.

- Section 429.203 explains the circumstances under which a claim for personal property loss or damage is allowable.

- Section 429.204 describes the restrictions that apply to employee claims for personal property damage or loss.

- Section 429.205 contains a list of the types of losses that are not allowable under subpart B.

- Section 429.206 explains the procedures that are applicable when a claim involves a commercial carrier or an insurer.

- Section 429.207 explains how an employee should file a claim for personal property damage or loss.

- Section 429.208 explains how the SSA Claims Officer determines the amount of an award.

- Section 429.209 contains the maximum fee an agent or attorney may receive for his/her services in connection with an individual claim under subpart B.

- Section 429.210 explains the appeal process for claims under subpart B.

- Section 429.211 contains the penalties for filing false claims.

**Tort Claims**

These final rules also modify our existing rules dealing with the procedures SSA follows when claims are asserted under the Federal Tort Claims Act (FTCA), 28 U.S.C. 2672, for money damages against the United States for injury or death caused by the negligent or wrongful act or omission of any SSA employee. We are revising our regulations on tort claims as follows:

- We are revising § 429.101 to reflect the statutory provision in the FTCA that the FTCA does not apply to those tort claims identified in 28 U.S.C. 2680. Our current rules do not contain this statutory limitation.

- We are revising § 429.102 to correct the mailing address in this section.

- We are revising the time limit in § 429.104 for submitting evidence in a claim for money damages from 3 months to 60 days. Under the FTCA, this time limit is to be determined by the agency and we believe 60 days constitutes a reasonable limit for submitting evidence after being asked to do so.

• We are revising § 429.107 to clarify an ambiguity in current regulations. If a claim is approved that exceeds \$2,500, our rules are revised to specify that the payment will come from the Judgment Fund in the Department of the Treasury, rather than from SSA. This reflects current procedure and the change only serves to increase the efficiency of the claims process and to speed delivery of the payment to the claimant.

• We are revising § 429.109 to reflect changes in both the criminal and civil False Claims Act regarding the penalties for filing false claims.

We have also rewritten the existing regulations on tort claims to comply with Executive Order 12866, as amended by Executive Order 13258, which requires Federal agencies to write all rules in plain language. None of these plain language changes are substantive; they are merely intended to make the existing regulations more readable and easier to understand.

#### Public Comments

On December 20, 2002, we published a Notice of Proposed Rulemaking (NPRM) in the *Federal Register* at 67 FR 77942 and provided a 60-day period for interested individuals and organizations to comment on the proposed rules. We received comments from two individuals. One individual's comments did not pertain to the proposed rules. Following is our response to the comments we received that were pertinent to the proposed rules.

*Comment:* One commenter raised several concerns relating to the processing of administrative claims under MPCECA. The first recommendation concerned the use of depreciation as a method of determining the actual value of an item of property at the time of the damage to or loss of the property under § 429.208. The commenter suggested that specific depreciation tables be incorporated into the rules and published.

*Response:* We are not adopting this recommendation because we believe that the rule already addresses this concern. Although SSA may use publicly available depreciation tables or adjustment rates to determine the actual value of property at the time of the damage to or loss of the property, SSA may also use other methods, such as the amount requested by the individual, the actual or estimated cost of repair, or replacement cost, to determine this amount.

*Comment:* The commenter's next suggestion concerned adding language to the rules to address the level of qualifications of the Claims Officer and the individual examiners.

*Response:* We are not adopting this recommendation. The Claims Officer and employees involved in adjudicating the claims are trained in determining claims under the FTCA and the MPCECA.

*Comment:* The commenter's next suggestion concerned appeal rights under § 429.210. The commenter suggested allowing for an in-person oral presentation when an individual seeks reconsideration of a decision on his or her claim, allowing reconsideration by a different Claims Officer, and providing an informal third-party avenue to mediate a disputed adjudication instead of forcing employees into court when they disagree with a decision on reconsideration.

*Response:* We are not adopting this suggestion because, although SSA could adopt a more elaborate reconsideration process, we believe that the process described in the rules under which an individual files a request for reconsideration and then obtains a decision on that request from the SSA Claims Officer is reasonable and appropriate given the nature of employee claims. Similar processes for reconsideration are used in other Federal agencies and in the private casualty industry. Moreover, employees will not be forced into court because the decision of the SSA Claims Officer is final and conclusive under the MPCECA. See 31 U.S.C. 3721(k).

*Comment:* The commenter's next suggestion concerned limitations on representative and attorney's fees. The commenter suggested altering the amount that can be charged as fees.

*Response:* We are not adopting this suggestion because the MPCECA explicitly limits fees for representatives of employees who file a claim to not more than 10 percent of the amount paid in settlement of the claim. See 31 U.S.C. 3721(i).

We are, however, making a minor non-substantive modification to the regulations. Since we published the NPRM, we have relocated and are now using a different mailing address. We changed the mailing address in §§ 429.102 and 429.202 to reflect the new address. In addition, we made some minor non-substantive technical changes.

#### Regulatory Procedures

##### Executive Order 12866

We have consulted with the Office of Management and Budget (OMB) and determined that these final rules do not meet the criteria for a significant regulatory action under Executive Order 12866, as amended by Executive Order

13258. Thus, they were not subject to OMB review.

We have also determined that these final rules meet the plain language requirement of Executive Order 12866 as amended by Executive Order 13258.

#### Regulatory Flexibility Act

We certify that these final rules will not have a significant economic impact on a substantial number of small entities because they only affect individuals. Therefore, a regulatory flexibility analysis as provided in the Regulatory Flexibility Act, as amended, is not required.

#### Paperwork Reduction Act

The Paperwork Reduction Act provides that no persons are required to respond to a collection of information unless it displays a valid OMB control number. In accordance with the Paperwork Reduction Act, SSA is providing notice that OMB has approved the information collection requirements contained in §§ 429.102, 429.103, 429.104(a)(b)(c) and 429.106(b) of these final rules. The OMB Control Number for these collections is 0960-0667, expiring 02/28/2006.

#### List of Subjects in 20 CFR Part 429

Tort claims, Indemnity payments, Administrative practice and procedure, Government employees.

(Catalog of Federal Domestic Assistance Program Nos. 96.001 Social Security—Disability Insurance; 96.002 Social Security—Retirement Insurance; 96.003 Social Security—Special Benefits for Persons Aged 72 and Over; 96.004 Social Security—Survivors Insurance; 96.005 Special Benefits for Disabled Coal Miners; 96.006, Supplemental Security Income; 96.007 Social Security—Research and Demonstration; 96.020, Special Benefits for Certain World War II Veterans.)

Dated: August 4, 2004.

Jo Anne B. Barnhart,

Commissioner of Social Security.

■ For the reasons set out in the preamble, we are revising part 429 of chapter III of title 20 of the Code of Federal Regulations to read as follows:

#### PART 429—ADMINISTRATIVE CLAIMS UNDER THE FEDERAL TORT CLAIMS ACT AND RELATED STATUTES

##### Subpart A—Claims Against the Government Under the Federal Tort Claims Act

Sec.

429.101 What is this subpart about?

429.102 How do I file a claim under this subpart?

429.103 Who may file my claim?

429.104 What evidence do I need to submit with my claim?

429.105 What happens when you receive my claim?

- 429.106 What happens if my claim is denied?
- 429.107 If my claim is approved, how do I obtain payment?
- 429.108 What happens if I accept an award, compromise or settlement under this subpart?
- 429.109 Are there any penalties for filing false claims?
- 429.110 Are there any limitations on SSA's authority under this subpart?

**Subpart B—Claims Under the Military Personnel and Civilian Employees' Claims Act of 1964**

- 429.201 What is this subpart about?
- 429.202 How do I file a claim under this subpart?
- 429.203 When is a claim allowable?
- 429.204 Are there any restrictions on what is allowable?
- 429.205 What is not allowable under this subpart?
- 429.206 What if my claim involves a commercial carrier or an insurer?
- 429.207 What are the procedures for filing a claim?
- 429.208 How do you determine the award? Is the settlement of my claim final?
- 429.209 Are there any restrictions on attorney's fees?
- 429.210 Do I have any appeal rights under this subpart?
- 429.211 Are there any penalties for filing false claims?

**Authority:** Section 702(a)(5) of the Social Security Act (42 U.S.C. 902(a)(5)); 28 U.S.C. 2672; 28 CFR 14.11; 31 U.S.C. 3721.

**Subpart A—Claims Against the Government Under the Federal Tort Claims Act**

**§ 429.101 What is this subpart about?**

(a) This subpart applies only to claims filed under the Federal Tort Claims Act, as amended, 28 U.S.C. 2671–2680 (FTCA), for money damages against the United States for damage to or loss of property or personal injury or death that is caused by the negligent or wrongful act or omission of an employee of the Social Security Administration (SSA). The loss, damage, injury or death must be caused by the employee in the performance of his or her official duties, under circumstances in which the United States, if a private person, would be liable in accordance with the law of the place where the act or omission occurred. This subpart does not apply to any tort claims excluded from the FTCA under 28 U.S.C. 2680.

(b) This subpart is subject to and consistent with the regulations on administrative claims under the FTCA issued by the Attorney General at 28 CFR part 14.

**§ 429.102 How do I file a claim under this subpart?**

(a) *Filing an initial claim.* You must either file your claim on a properly

executed Standard Form 95 or you must submit a written notification of the incident accompanied by a claim for the money damages in a sum certain for damage to or loss of property you believe occurred because of the incident. For purposes of this subpart, we consider your claim to be filed on the date we receive it at the address specified in paragraph (c) of this section. If you mistakenly send your claim to another Federal agency, we will not consider it to be filed until the date that we receive it. If you mistakenly file a claim meant for another Federal agency with SSA, we will transfer it to the appropriate Federal agency, if possible. If we are unable to determine the appropriate agency, we will return the claim to you.

(b) *Filing an amendment to your claim.* You may file an amendment to your properly filed claim at any time before the SSA Claims Officer (as defined in § 429.201(d)(3)) makes a final decision on your claim or before you bring suit under 28 U.S.C. 2675(a). You must submit an amendment in writing and sign it. If you file a timely amendment, SSA has 6 months in which to finally dispose of the amended claim. Your option to file suit does not begin until 6 months after you file the amendment.

(c) *Where to obtain claims forms and file claims.* You may obtain claims forms and must file your claim with the Social Security Administration, Office of the General Counsel, Office of General Law, Administrative Claims Unit, Suite No. 56, P.O. Box 26430, Baltimore, Maryland 21207.

**§ 429.103 Who may file my claim?**

(a) *Claims for damage to or loss of property.* If you are the owner of the property interest that is the subject of the claim, you, your duly authorized agent, or your legal representative may file the claim.

(b) *Claims for personal injury.* If you suffered the injury, you, your duly authorized agent, or your legal representative may file the claim.

(c) *Claims based on death.* The executor or administrator of your estate or any other person legally entitled to do so may file the claim.

(d) *Claims for loss wholly compensated by an insurer with the rights of a subrogee.* The insurer may file the claim. When an insurer presents a claim asserting the rights of a subrogee, the insurer must present with the claim appropriate evidence that it has the rights of a subrogee.

(e) *Claims for loss partially compensated by an insurer with the rights of a subrogee.* You and the insurer

may file, jointly or separately. When an insurer presents a claim asserting the rights of a subrogee, the insurer must present with the claim appropriate evidence that it has the rights of a subrogee.

(f) *Claims by authorized agents or other legal representatives.* Your duly authorized agent or other legal representative may submit your claim, provided satisfactory evidence is submitted establishing that person has express authority to act on your behalf. A claim presented by an agent or legal representative must be presented in your name. If the claim is signed by the agent or legal representative, it must show the person's title or legal capacity and must be accompanied by evidence that the person has the authority to file the claim on your behalf as agent, executor, administrator, parent, guardian or other representative.

**§ 429.104 What evidence do I need to submit with my claim?**

(a) *Property damage.* To support a claim for property damage, either real or personal, you may be required to submit the following evidence or information:

- (1) Proof of ownership.
- (2) A detailed statement of the amount claimed with respect to each item of property.
- (3) An itemized receipt of payment for necessary repairs or itemized written estimates of the cost of such repairs.
- (4) A statement listing date of purchase, purchase price, market value of the property as of date of damage, and salvage value, where repair is not economical.

(5) Any other evidence or information that may have a bearing either on the responsibility of the United States for the injury to or loss of property or the damages claimed.

(b) *Personal injury.* To support a claim for personal injury, including pain and suffering, you may be required to submit the following evidence or information:

- (1) A written report from your attending physician or dentist setting forth the nature and extent of your injury, nature and extent of treatment, any degree of temporary or permanent disability, your prognosis, period of hospitalization, and any diminished earning capacity. You may also be required to submit to a physical or mental examination by a physician employed or designated by SSA. If you submit a written request, we will provide you with a copy of the report of the examining physician provided you agree to make available to SSA any other physician's reports made of the

physical or mental condition that is the subject of your claim.

(2) Itemized bills for medical, dental, and hospital expenses incurred, or itemized receipts of payment for such expenses.

(3) If your prognosis reveals that you will need future treatment, a statement of expected duration of and expenses for such treatment.

(4) If you claim a loss of time from employment, a written statement from your employer showing actual time lost from employment, whether you are a full or part-time employee, and wages or salary you actually lost.

(5) If you claim a loss of income and are self-employed, documentary evidence showing the amount of earnings you actually lost. For example, we may use income tax returns for several years prior to the injury in question and the year in which the injury occurred to indicate or measure lost income. A statement of how much it cost you to hire someone to do the same work you were doing at the time of the injury might also be used in measuring lost income.

(6) Any other evidence or information that may have a bearing on either the responsibility of the United States for the personal injury or the damages claimed.

(c) *Claim Based on Death.* To support the claim, we need the following evidence or information:

(1) An authenticated death certificate or other believable documentation showing cause of death, date of death, and age at the time of death.

(2) The decedent's employment or occupation at time of death, including monthly or yearly salary or earnings (if any), and the duration of last employment or occupation.

(3) Full names, addresses, birth dates, kinship, and marital status of the decedent's survivors, including identification of those survivors who were dependent upon the decedent for support at the time of death.

(4) Degree of support the decedent provided to each survivor dependent on the decedent for support at the time of death.

(5) The decedent's general physical and mental condition before death.

(6) Itemized bills for medical and burial expenses incurred, or itemized receipts of payments for such expenses.

(7) If damages for pain and suffering prior to death are claimed, a physician's detailed statement specifying the injuries suffered, duration of pain and suffering, any drugs administered for pain and the decedent's physical condition in the interval between injury and death.

(8) Any other evidence or information that may have a bearing on either the responsibility of the United States for the death or the damages claimed.

(d) *Time limit for submitting evidence.* You must furnish all the evidence required by this section within a reasonable time. If you fail to furnish all the evidence necessary to determine your claim within 60 days after being asked to do so, we may find that you have decided to abandon your claim.

#### **§ 429.105 What happens when you receive my claim?**

When we receive your claim, we will investigate to determine its validity. After our investigation, we will forward your claim to the SSA Claims Officer with our recommendation as to whether your claim should be fully or partially allowed or denied.

#### **§ 429.106 What happens if my claim is denied?**

(a) If your claim is denied, the SSA Claims Officer will send you, your agent, or your legal representative a written notice by certified or registered mail. The notice will include an explanation of why your claim was denied and will advise you of your right to file suit in an appropriate U.S. District Court not later than 6 months after the date of the mailing of the notice if you disagree with the determination.

(b) Before filing suit and before expiration of the 6-month period after the date of the mailing of the denial notice, you, your duly authorized agent, or your legal representative may file a written request with SSA for reconsideration by certified or registered mail. If you file a timely request for reconsideration, SSA has 6 months from the date you file your request in which to finally dispose of your claim. Your right to file suit will not begin until 6 months after you file your request for reconsideration. Final SSA action on your request for reconsideration will occur in accordance with the provisions of paragraph (a) of this section.

#### **§ 429.107 If my claim is approved, how do I obtain payment?**

(a) *Claims under \$2,500.* If your claim is approved, you must complete a "Voucher for Payment under the Federal Tort Claims Act," Standard Form 1145. If you are represented by an attorney, the voucher for payment (SF 1145) must designate both you and your attorney as "payees"; we will then mail the check to your attorney.

(b) *Claims in excess of \$2,500.* If your claim is approved, SSA will forward the appropriate Financial Management Service (FMS) Forms 194, 195, 196, 197, and/or 197-A to the Judgment Fund

Section, Financial Management Service, Department of the Treasury, Room 6D37, 3700 East-West Highway, Hyattsville, Maryland 20782. FMS will then mail the payment to you.

#### **§ 429.108 What happens if I accept an award, compromise, or settlement under this subpart?**

If you, your agent, or your legal representative accept any award, compromise, or settlement under this subpart, your acceptance is final and conclusive on you, your agent or representative, and any other person on whose behalf or for whose benefit the claim was filed. The acceptance constitutes a complete release of any claim against the United States and against any employee of the Government whose act or omission gave rise to the claim, by reason of the same subject matter.

#### **§ 429.109 Are there any penalties for filing false claims?**

A person who files a false claim or makes a false or fraudulent statement in a claim against the United States may be imprisoned for not more than 5 years. (18 U.S.C. 287, 1001). In addition, that person may be liable for a civil penalty of not less than \$5,000 and not more than \$10,000 and damages of triple the loss or damage sustained by the United States, as well as the costs of a civil action brought to recover any penalty or damages. (31 U.S.C. 3729).

#### **§ 429.110 Are there any limitations on SSA's authority under this subpart?**

(a) An award, compromise or settlement of a claim under this subpart in excess of \$25,000 needs the prior written approval of the Attorney General or his designee. For the purposes of this paragraph, we treat a principal claim and any derivative or subrogated claim as a single claim.

(b) An administrative claim may be adjusted, determined, compromised, or settled under this subpart only after consultation with the Department of Justice when, in the opinion of SSA:

(1) A new precedent or a new point of law is involved;

(2) A question of policy is or may be involved;

(3) The United States is or may be entitled to indemnity or contribution from a third party and SSA is unable to adjust the third-party claim; or

(4) The compromise of a particular claim, as a practical matter, will or may control the disposition of a related claim in which the amount to be paid may exceed \$25,000.

(c) An administrative claim may be adjusted, determined, compromised or settled only after consultation with the



Department of Justice when it is learned that the United States, or an employee, agent, or cost-plus contractor of the United States, is involved in litigation based on a claim arising out of the same incident or transaction.

### Subpart B—Claims Under the Military Personnel and Civilian Employees' Claims Act of 1964

#### § 429.201 What is this subpart about?

(a) *Scope and Purpose.* This subpart applies to all claims filed by or on behalf of employees of SSA for loss of, or damage to, personal property incident to their service with SSA under the Military Personnel and Civilian Employees Claims Act of 1964, as amended, 31 U.S.C. 3721 (MPCECA). A claim must be substantiated and the possession of the property determined to be reasonable, useful, or proper.

(b) *Maximum payment under this part.* The maximum amount that can be paid for any claim under the Act is \$40,000 or, in extraordinary circumstances, \$100,000, and property may be replaced in kind at the discretion of the Government.

(c) *Policy.* SSA is not an insurer and does not underwrite all personal property losses that an employee may sustain incident to employment. We encourage employees to carry private insurance to the maximum extent practicable to avoid losses that may not be recoverable from SSA. The procedures set forth in this subpart are designed to enable you to obtain the proper amount of compensation from SSA and/or a private insurer for the loss or damage. If you fail to comply with these procedures it could reduce or preclude payment of your claim under this subpart.

#### (d) *Definitions.*

(1) "Quarters," unless otherwise indicated, means a house, apartment, or other residence that is an SSA employee's principal residence.

(2) "State," unless otherwise indicated, is defined by § 404.2(c)(5) of title 20 of the Code of Federal Regulations.

(3) "SSA Claims Officer" means the SSA official designated to determine claims under the MPCECA. The current designee is the Associate General Counsel for General Law.

#### § 429.202 How do I file a claim under this subpart?

(a) *Who may file.* (1) You, your duly authorized agent, your legal representative, or your survivor may file the claim. If your survivor files the claim, the order of precedence for filing is spouse, child, parent, sibling.

(2) You may not file a claim on behalf of a subrogee, assignee, conditional vendor, or other third party.

(b) *Where to file.* You must file your claim with the Social Security Administration, Office of the General Counsel, Office of General Law, Administrative Claims Unit, Suite No. 56, P.O. Box 26430, Baltimore, Maryland 21207.

(c) *Evidence required.* You are responsible for proving ownership or possession, the facts surrounding the loss or damage, and the value of the property. Your claim must include the following:

(1) A written statement, signed by you or your authorized agent, explaining how the damage or loss occurred. This statement must also include:

(i) A description of the type, design, model number, or other identification of the property.

(ii) The date you purchased or acquired the property and its original cost.

(iii) The location of the property when the loss or damage occurred.

(iv) The value of the property when lost or damaged.

(v) The actual or estimated cost of the repair of any damaged item.

(vi) The purpose of and authority for travel, if the loss or damage occurred while you were transporting your property or using a motor vehicle.

(vii) All available information as to who was responsible for the loss or damage, if it was not you, and all information as to insurance contracts, whether in your name or in the name of the responsible party.

(viii) Any other evidence about loss or damage that the SSA Claims Officer determines is necessary.

(2) Copies of all available and appropriate documents such as bills of sale, estimates of repairs, or travel orders. In the case of damage to an automobile, you must submit at least two estimates of repair or a certified paid bill showing the damage incurred and the cost of all parts, labor, and other items necessary to the repair of the vehicle or a statement from an authorized dealer or repair garage showing that the cost of such repairs exceeds the value of the vehicle.

(3) A copy of the power of attorney or other authorization if someone else files the claim on your behalf.

(4) A statement from your immediate supervisor confirming that possession of the property was reasonable, useful, or proper under the circumstances and that the damage or loss was incident to your service.

(d) *Time limitations.* You must file a written claim within 2 years after

accrual of the claim. For purposes of this subpart, your claim accrues at the later of:

(1) The time of the accident or incident causing the loss or damage;

(2) The time the loss or damage should have been discovered by the claimant by the exercise of due diligence; or

(3) Where valid circumstances prevented you from filing your claim earlier, the time that should be construed as the date of accrual because of a circumstance that prevents the filing of a claim. If war or armed conflict prevents you from filing the claim, your claim accrues on the date hostilities terminate and your claim must be filed within 2 years of that date.

#### § 429.203 When is a claim allowable?

(a) A claim is allowable only if you were using the property incident to your service with SSA, with the knowledge and consent of a superior authority, and:

(1) The damage or loss was not caused wholly or partially by the negligent or improper action or inaction of you, your agent, the members of your family, or your private employee (the standard to be applied is that of reasonable care under the circumstances); and

(2) The possession of the property lost or damaged and the quantity and the quality possessed is determined to have been reasonable, useful, or proper under the circumstances; and

(3) The claim is substantiated by proper and convincing evidence.

(b) Claims that are otherwise allowable under this subpart will not be disallowed solely because you were not the legal owner of the property for which the claim is made.

(c) Subject to the conditions in paragraph (a) of this section and the other provisions of this subpart, any claim you make for damage to, or loss of, personal property that occurs incident to your service with SSA may be considered and allowed. For the purpose of this subpart, if you were performing your official duties at an alternate work location under an approved flexiplace agreement, the alternate work location will be considered an official duty station even if it is located in your principal residence. The alternate work location is not considered to be quarters. The following are examples of the principal types of claims that are allowable, but these examples are not exclusive and other types of claims are allowable, unless specifically excluded under this subpart:

(1) *Property damage in quarters or other authorized places.* Claims are allowable for damage to, or loss of,

property arising from fire, flood, hurricane, other natural disaster, theft, or other unusual occurrence, while such property is located at:

(i) Quarters within a state that were assigned to you or otherwise provided in kind by the United States; or

(ii) Any warehouse, office, working area, or other place (except quarters) authorized or apparently authorized for the reception or storage of property.

(2) *Transportation or travel losses.* Claims are allowable for damage to, or loss of, property incident to transportation or storage of such property pursuant to order or in connection with travel under orders, including property in your custody or in the custody of a carrier, an agent or agency of the Government.

(3) *Mobile homes.* Claims may be allowed for damage to, or loss of, mobile homes and their contents under the provisions of paragraph (c)(2) of this section. Claims for structural damage to mobile homes, other than that caused by collision, and damage to contents of mobile homes resulting from such structural damage, must contain conclusive evidence that the damage was not caused by structural deficiency of the mobile home and that it was not overloaded. Claims for damage to, or loss of, tires mounted on mobile homes are not allowable, except in cases of collision, theft, or vandalism.

(4) *Enemy action or public service.* Claims are allowable for damage to, or loss of, property that directly result from:

(i) Enemy action or threat of enemy action, or combat, guerrilla, brigandage, or other belligerent activity, or unjust confiscation by a foreign power or its nationals.

(ii) Action you take to quiet a civil disturbance or to alleviate a public disaster.

(iii) Efforts you make to save human life or Government property.

(5) *Property used for the benefit of the Government.* Claims are allowable for damage to, or loss of, property when used for the benefit of the Government at the request of, or with the knowledge and consent of, superior authority, up to the amount not compensated by private insurance.

(6) *Clothing and accessories.* Claims are allowable for damage to, or loss of, clothing and accessories a person customarily wears and devices such as eyeglasses, hearing aids, dentures, or prosthetics.

(7) *Expenses incident to repair.* You may be reimbursed for the payment of any sales tax and other such fees incurred in connection with repairs to an item. The costs of obtaining estimates

of repair (subject to the limitations set forth in § 429.204(c)) are also allowable.

**§ 429.204 Are there any restrictions on what is allowable?**

Claims of the type described in this section are only allowable subject to the restrictions noted:

(a) *Money or currency, including coin collections.* Allowable only when lost because of fire, flood, hurricane, other natural disaster, theft from quarters (as limited by § 429.203(c)(1)), or under other reasonable circumstances in which it would be in the Government's best interest to make payment. In cases involving theft from quarters, the evidence must conclusively show that your quarters were locked at the time of the theft. Reimbursement for loss of money or currency is limited to the amount it is determined reasonable for you to have had in your possession at the time of the loss.

(b) *Government property.* Allowable only for property owned by the United States for which you are financially responsible to an agency of the Government other than SSA.

(c) *Estimate fees.* Allowable for fees paid to obtain estimates of repairs only when it is clear that you could not have obtained an estimate without paying a fee. In that case, the fee is allowable only in an amount determined to be reasonable in relation to the value of the property or the cost of the repairs.

(d) *Automobiles and motor vehicles.*

(1) Claims may only be allowed for damage to, or loss of, automobiles and other motor vehicles if:

(i) You were required by your supervisor to use a motor vehicle for official Government business (official Government business, as used here, does not include travel, or parking incident to travel, between quarters and office, quarters and an approved telecommuting center, or use of vehicles for the convenience of the owner.

However, it does include travel, and parking incident thereto, between quarters and an assigned place of duty specifically authorized by your supervisor as being more advantageous to the Government); or

(ii) Shipment of such motor vehicles was being furnished or provided by the Government, subject to the provisions of § 429.206; or

(2) When a claim involves damage to or loss of automobile or other motor vehicle, you will be required to present proof of insurance coverage, the deductible amount, and the amount, if any, you recovered from the insurer. If your claim is for an amount that exceeds the deductible on the insurance policy, the maximum allowable recovery will

be for the amount of the deductible. If the vehicle is uninsured, the maximum allowed will be \$500.00.

(e) *Computers and Electronics.* Claims may be allowed for loss of, or damage to, cellular phones, fax machines, computers and related hardware and software only when lost or damaged incident to fire, flood, hurricane, other natural disaster, theft from quarters (as limited by § 429.203(c)(1)), other reasonable circumstances in which it would be in the Government's best interest to make payment, or unless being shipped as a part of a change of duty station paid for by the Agency. In incidents of theft from quarters, it must be conclusively shown that your quarters were locked at the time of the theft.

(f) *Alternate Work Locations.* When a claim is filed for property damage or loss at a non-Government alternate work location at which you are working pursuant to an approved flexiplace work agreement, you are required to present proof of insurance coverage, the deductible amount, and the amount, if any, you recovered from the insurer. If your claim is for an amount that exceeds the deductible on the insurance policy, the maximum allowable recovery will be for the amount of the deductible. If the property is uninsured, the maximum allowed will be \$1,000.00.

**§ 429.205 What is not allowable under this subpart?**

Claims are not allowable for the following:

(a) *Unassigned quarters in United States.* Property loss or damage in quarters you occupied within any state that were not assigned to you or otherwise provided in kind by the United States.

(b) *Business property.* Property used for business or profit.

(c) *Unserviceable property.* Wornout or unserviceable property.

(d) *Illegal possession.* Property acquired, possessed, or transferred in violation of the law or in violation of applicable regulations or directives.

(e) *Articles of extraordinary value.* Valuable articles, such as cameras, watches, jewelry, furs, or other articles of extraordinary value. This prohibition does not apply to articles in your personal custody or articles properly checked or inventoried with a common carrier, if you took reasonable protection or security measures.

(f) *Intangible property.* Loss of property that has no extrinsic and marketable value but is merely representative or evidence of value, such as non-negotiable stock certificates, promissory notes, bonds,

bills of lading, warehouse receipts, insurance policies, baggage checks, and bank books, is not compensable. Loss of a thesis, or other similar item, is compensable only to the extent of the out-of-pocket expenses you incurred in preparing the item such as the cost of the paper or other materials. No compensation is authorized for the time you spent in its preparation or for supposed literary value.

(g) *Incidental expenses and consequential damages.* The MPCECA and this subpart authorize payment for loss of, or damage to, personal property only. Except as provided in § 429.203(c)(7), consequential damages or other types of loss or incidental expenses (such as loss of use, interest, carrying charges, cost of lodging or food while awaiting arrival of shipment, attorney fees, telephone calls, cost of transporting you or your family members, inconvenience, time spent in preparation of claim, or cost of insurance premiums) are not compensable.

(h) *Real property.* Damage to real property is not compensable. In determining whether an item is considered to be an item of personal property, as opposed to real property, normally, any movable item is considered personal property even if physically joined to the land.

(i) *Commercial property.* Articles acquired or held for sale or disposition by other commercial transactions on more than an occasional basis, or for use in a private profession or business enterprise.

(j) *Commercial storage.* Property stored at a commercial facility for your convenience and at your expense.

(k) *Claims for minimum amount.* Loss or damage amounting to less than \$25.

#### § 429.206 What if my claim involves a commercial carrier or an insurer?

In the event the property that is the subject of the claim was lost or damaged while in the possession of a commercial carrier or was insured, the following procedures will apply:

(a) Whenever property is damaged, lost, or destroyed while being shipped pursuant to authorized travel orders, the owner must file a written claim for reimbursement with the last commercial carrier known or believed to have handled the goods, or the carrier known to be in possession of the property when the damage or loss occurred, according to the terms of its bill of lading or contract, before submitting a claim against the Government under this subpart.

(b) Whenever property is damaged, lost, or destroyed incident to your

service and is insured in whole or in part, you must make demand in writing against the insurer for reimbursement under the terms and conditions of the insurance coverage, before filing a claim against the Government.

(c) Failure to make a demand on a carrier or insurer or to make all reasonable efforts to protect and prosecute rights available against a carrier or insurer and to collect the amount recoverable from the carrier or insurer may result in reducing the amount recoverable from the Government by the maximum amount that would have been recoverable from the carrier or insurer had the claim been timely or diligently prosecuted. However, no deduction will be made where the circumstances of your service preclude reasonable filing of a claim or diligent prosecution, or the evidence indicates a demand was impracticable or would have been unavailing.

(d) After you file a claim against the carrier or insurer, you may immediately submit a claim under this subpart, without waiting until the carrier or insurer finally approves or denies your claim.

(1) Upon submitting your claim, you must certify whether you have not gained any recovery from a carrier or insurer, and enclose all pertinent correspondence.

(2) If the carrier or insurer has not taken final action on your claim, you must immediately tell the carrier or insurer to address all correspondence regarding the claim to the SSA Claims Officer, and you must provide a copy of this notice to the SSA Claims Officer.

(3) You must advise the SSA Claims Officer of any action the carrier or insurer takes on the claim and, upon request, must furnish all correspondence, documents, and other evidence pertinent to the matter.

(e) You must assign to the United States, to the extent you accept any payment on the claim, all rights, title, and interest in any claim you may have against any carrier, insurer, or other party arising out of the incident on which your claim against the United States is based. After payment of the claim by the United States, you must, upon receipt of any payment from a carrier or insurer, pay the proceeds to the United States to the extent of the payment you received from the United States.

(f) If you recover for the loss from the carrier or insurer before your claim under this subpart is settled, the amount of recovery will be applied to the claim as follows:

(1) If you recover an amount that is greater than or equal to your total loss

as determined under this subpart, no compensation is allowable under this subpart.

(2) If you recover an amount that is less than such total loss, the allowable amount is determined by deducting the recovery from the amount of such total loss.

(3) For this purpose, your total loss is determined without regard to the maximum payment limitations set forth in § 429.201. However, if the resulting amount after making this deduction exceeds the maximum payment limitations, you will only be allowed the maximum amount set forth in § 429.201.

(g) In a claim arising from damage to an automobile or other motor vehicle, in no event may recovery exceed the reasonable deductible on the insurance policy.

#### § 429.207 What are the procedures for filing a claim?

(a) *Form of claim.* Your claim must be presented in writing (SSA Form 1481 is available for this purpose). Any writing received by the SSA Claims Officer within the time limits set forth in § 429.202(d) will be accepted and considered a claim under the MPCECA if it constitutes a demand for compensation from SSA. A demand is required to be for a specific sum of money.

(b) *Award.* The SSA Claims Officer is authorized to settle claims filed under this subpart.

(c) *Notification.* The deciding official will provide you with a written determination on your claim.

#### § 429.208 How do you determine the award? Is the settlement of my claim final?

(a) The amount allowable for damage to or loss of any item of property may not exceed the lowest of:

(1) The amount you requested for the item as a result of its loss, damage, or the cost of its repair;

(2) The actual or estimated cost of its repair; or

(3) The actual value at the time of its loss, damage, or destruction. The actual value is determined by using the current replacement cost or the depreciated value of the item since you acquired it, whichever is lower, less any salvage value of the item in question, if you retain the item.

(b) Depreciation in value is determined by considering the type of article involved, its cost, its condition when damaged or lost, and the time elapsed between the date you acquired it and the date of damage or loss.

(c) Current replacement cost and depreciated value are determined by use

of publicly available adjustment rates or through use of other reasonable methods at the discretion of the SSA Claims Officer.

(d) Replacement of lost or damaged property may be made in kind wherever appropriate at the discretion of the SSA Claims Officer.

(e) At the discretion of the SSA Claims Officer, you may be required to turn over an item alleged to have been damaged beyond economical repair to the United States, in which case no deduction for salvage value will be made in the calculation of actual value.

(f) Settlement of claims under the Act are final and conclusive.

**§ 429.209 Are there any restrictions on attorney's fees?**

No more than 10 percent of the amount in settlement of each individual claim submitted and settled under this subpart shall be paid or delivered to, or received by, any agent or attorney on account of services rendered in connection with that claim. A person violating this subsection shall be fined not more than \$1,000.00 (31 U.S.C. 3721(i)).

**§ 429.210 Do I have any appeal rights under this subpart?**

(a) *Deciding Official.* While you may not appeal the decision of the SSA Claims Officer in regard to claims under the MPCECA, the SSA Claims Officer may, at his or her discretion, reconsider his or her determination of a claim.

(b) *Claimant.* You may request reconsideration from the SSA Claims Officer by sending a written request for reconsideration to the SSA Claims Officer within 30 days of the date of the original determination. You must clearly state the factual or legal basis upon which you base your request for a more favorable determination. Reconsideration will be granted only for reasons not available or not considered during the original decision.

(c) *Notification.* The SSA Claims Officer will send you a written determination on your request for reconsideration. If the SSA Claims Officer elects to reconsider your claim, the final determination on reconsideration is final and conclusive.

**§ 429.211 Are there any penalties for filing false claims?**

A person who files a false claim or makes a false or fraudulent statement in a claim against the United States may be imprisoned for not more than 5 years (18 U.S.C. 287, 1001). In addition, that person may be liable for a civil penalty of not less than \$5,000 and not more than \$10,000 and damages of triple the loss or damage sustained by the United

States, as well as the costs of a civil action brought to recover any penalty or damages (31 U.S.C. 3729).

[FR Doc. 04-18299 Filed 8-10-04; 8:45 am]  
BILLING CODE 4191-02-P

**DEPARTMENT OF HEALTH AND HUMAN SERVICES**

**Food and Drug Administration**

[Docket No. 2004N-0287]

**21 CFR Parts 1, 5, 26, 203, 207, and 314**

**Change of Names and Addresses; Technical Amendment**

**AGENCY:** Food and Drug Administration, HHS.

**ACTION:** Final rule; technical amendment.

**SUMMARY:** The Food and Drug Administration (FDA) is amending its regulations to reflect name and address changes for the Office of Compliance, Center for Drug Evaluation and Research (CDER). This action is editorial in nature and is intended to provide accuracy and clarity to the agency's regulations.

**EFFECTIVE DATE:** August 11, 2004.

**FOR FURTHER INFORMATION CONTACT:** Mary C. Hennessey, Office of Compliance, Center for Drug Evaluation and Research (HFD-300), Food and Drug Administration, 5600 Fishers Lane, Rockville, MD 20857, 301-827-8910.

**SUPPLEMENTARY INFORMATION:** FDA is amending its regulations in 21 CFR parts 1, 5, 26, 203, 207, and 314 to reflect name and address changes for certain divisions of the Office of Compliance, CDER. The name changes are the result of a reorganization in CDER's Office of Compliance to improve coordination and communication and to enhance the office's capacity to implement risk management approaches to compliance activities. The address changes are due to the relocation of CDER's Office of Compliance.

Under this reorganization, the following organizational changes are reflected in the amendments made by this final rule:

- The name of the former Division of Labeling and Nonprescription Drug Compliance has been changed to the Division of New Drugs and Labeling Compliance,
- The name of the former Division of Prescription Drug Compliance and Surveillance has been changed to the Division of Compliance Risk Management and Surveillance, and

• Information sent to or obtained from the Drug Listing Branch is now maintained and distributed by CDER's Records Repository Team.

The amendments also include:

- The new mailing address of the Office of Compliance, CDER, and
- The new mailing addresses of specific divisions within the Office of Compliance (CDER) and for the Records Repository Team.

Publication of this document constitutes final action on these changes under the Administrative Procedure Act (5 U.S.C. 553). Notice and public procedure are unnecessary because these amendments are nonsubstantive.

**List of Subjects**

**21 CFR Part 1**

Cosmetics, Drugs, Exports, Food labeling, Imports, Labeling, Reporting and recordkeeping requirements.

**21 CFR Part 5**

Authority delegations (Government agencies), Imports, Organization and functions (Government agencies).

**21 CFR Part 26**

Animal drugs, Biologics, Drugs, Exports, Imports.

**21 CFR Part 203**

Labeling, Prescription drugs, Reporting and recordkeeping requirements, Warehouses.

**21 CFR Part 207**

Drugs, Reporting and recordkeeping requirements.

**21 CFR Part 314**

Administrative practice and procedure, Confidential business information, Drugs, Reporting and recordkeeping requirements.

■ Therefore, under the Federal Food, Drug, and Cosmetic Act and under authority delegated to the Commissioner of Food and Drugs, 21 CFR parts 1, 5, 26, 203, 207, and 314 are amended as follows:

**PART 1—GENERAL ENFORCEMENT REGULATIONS**

■ 1. The authority citation for 21 CFR part 1 continues to read as follows:

**Authority:** 15 U.S.C. 1453, 1454, 1455; 19 U.S.C. 1490, 1491; 21 U.S.C. 321, 331, 332, 333, 334, 335a, 343, 350c, 350d, 352, 355, 360b, 362, 371, 374, 381, 382, 393; 42 U.S.C. 216, 241, 243, 262, 264.

■ 2. Section 1.101 is amended by revising paragraph (d)(2)(ii) to read as follows:

**§ 1.101 Notification and recordkeeping.**

\* \* \* \* \*

(d) \* \* \*  
(2) \* \* \*

(ii) For human drug products—  
Division of New Drugs and Labeling  
Compliance (HFD-310), Office of  
Compliance, Center for Drug Evaluation  
and Research, Food and Drug  
Administration, 5600 Fishers Lane,  
Rockville, MD 20857.

\* \* \* \* \*

**PART 5—ORGANIZATION**

■ 3. The authority citation for 21 CFR part 5 continues to read as follows:

**Authority:** 5 U.S.C. 552; 21 U.S.C. 301-397.

**§5.1100 [Amended]**

■ 4. Section 5.1100 is amended under the heading “CENTER FOR DRUG EVALUATION AND RESEARCH.1” by removing the entries

“Office of Compliance.6  
Division of Manufacturing and Product Quality.

Division of Prescription Drug Compliance and Surveillance.  
Division of Labeling and Non-Prescription Drug Compliance.” and by adding in its place the entries

“Office of Compliance.1  
Division of New Drugs and Labeling Compliance (HFD-310).  
Division of Manufacturing and Product Quality (HFD-320).  
Division of Compliance Risk Management and Surveillance (HFD-330).”

**PART 26—MUTUAL RECOGNITION OF PHARMACEUTICAL GOOD MANUFACTURING PRACTICE REPORTS, MEDICAL DEVICE QUALITY SYSTEM AUDIT REPORTS, AND CERTAIN MEDICAL DEVICE PRODUCT EVALUATION REPORTS: UNITED STATES AND THE EUROPEAN COMMUNITY**

■ 5. The authority citation for 21 CFR part 26 continues to read as follows:

**Authority:** 5 U.S.C. 552; 15 U.S.C. 1453, 1454, 1455; 18 U.S.C. 1905; 21 U.S.C. 321, 331, 351, 352, 355, 360, 360b, 360c, 360d, 360e, 360f, 360g, 360h, 360i, 360j, 360l, 360m, 371, 374, 381, 382, 383, 393; 42 U.S.C. 216, 241, 242l, 262, 264, 265.

■ 6. Appendix E to Subpart A of part 26 is amended under the heading “B. For the United States:” in the entry for “Human Drugs” by removing the phrase “MPN I, 7520 Standish Pl., Rockville, MD 20855-2737, phone: 301-594-0054, fax: 301-594-2114” and by adding in its place the phrase “5600 Fishers Lane, Rockville, MD 20857, phone: 301-827-8910, fax: 301-827-8901”.

**PART 203—PRESCRIPTION DRUG MARKETING**

■ 7. The authority citation for 21 CFR part 203 continues to read as follows:

**Authority:** 21 U.S.C. 331, 333, 351, 352, 353, 360, 371, 374, 381.

**§203.12 [Amended]**

■ 8. Section 203.12 is amended in the first sentence by removing the phrase “7520 Standish Pl., Rockville, MD 20855” and by adding in its place the phrase “5600 Fishers Lane, Rockville, MD 20857”.

■ 9. Section 203.37 is amended by revising the first sentence of paragraph (e) to read as follows:

**§203.37 Investigation and notification requirements.**

\* \* \* \* \*

(e) *Whom to notify at FDA.*  
Notifications and reports concerning prescription human drugs shall be made to the Division of Compliance Risk Management and Surveillance (HFD-330), Office of Compliance, Center for Drug Evaluation and Research, Food and Drug Administration, 5600 Fishers Lane, Rockville, MD 20857. \* \* \*

**§203.70 [Amended]**

■ 10. Section 203.70 is amended in paragraph (b)(1) by removing the phrase “7500 Standish Pl., Rockville, MD 20855” and by adding in its place the phrase “5600 Fishers Lane, Rockville, MD 20857”.

**PART 207—REGISTRATION OF PRODUCERS OF DRUGS AND LISTING OF DRUGS IN COMMERCIAL DISTRIBUTION**

■ 11. The authority citation for 21 CFR part 207 continues to read as follows:

**Authority:** 21 U.S.C. 321, 331, 351, 352, 355, 360, 360b, 371, 374, 381, 393; 42 U.S.C. 262, 264, 271.

**§207.7 [Amended]**

■ 12. Section 207.7 is amended in paragraph (d) by removing the phrase “Drug Listing Branch (HFD-334)” and by adding in its place the phrase “Records Repository Team (HFD-143)”.

**§207.22 [Amended]**

■ 13. Section 207.22 is amended in paragraph (a) by removing the phrase “Drug Listing Branch (HFD-334)” and by adding in its place the phrase “Records Repository Team (HFD-143)”;

and in paragraph (b) by removing the phrase “Drug Listing Branch (HFD-334)” and by adding in its place the phrase “Records Repository Team (HFD-143)”.

■ 14. Section 207.37 is amended by revising the introductory text of paragraph (a) to read as follows:

**§207.37 Inspection of registrations and drug listings.**

(a) A copy of the Form FDA-2656 (Registration of Drug Establishment) filed by the registrant will be available for inspection in accordance with section 510(f) of the act, at the Records Repository Team (HFD-143), Center for Drug Evaluation and Research, Food and Drug Administration, 5600 Fishers Lane, Rockville, MD 20857. In addition, copies of these forms for establishments located within a particular geographic area are available for inspection at FDA district offices responsible for that geographical area. Copies of forms submitted by foreign drug establishments are available for inspection at the Division of Manufacturing and Product Quality, Foreign Inspection Team (HFD-325), Office of Compliance, Center for Drug Evaluation and Research, Food and Drug Administration, 5600 Fishers Lane, Rockville, MD 20857. Upon request and receipt of a stamped, self-addressed envelope, the Records Repository Team, the Foreign Inspection Team, or the appropriate FDA district office will verify registration numbers or provide the location of a registered establishment. The mailing address for the Foreign Inspection Team is: Division of Manufacturing and Product Quality, Office of Compliance, Center for Drug Evaluation and Research (HFD-325), Food and Drug Administration, 5600 Fishers Lane, Rockville, MD 20857.

\* \* \* \* \*

**PART 314—APPLICATIONS FOR FDA APPROVAL TO MARKET A NEW DRUG**

■ 15. The authority citation for 21 CFR part 314 continues to read as follows:

**Authority:** 21 U.S.C. 321, 331, 351, 352, 353, 355, 355a, 356, 356a, 356b, 356c, 371, 374, 379e.

**§314.81 [Amended]**

■ 16. Section 314.81 is amended in paragraph (b)(3)(iii)(b) by removing the phrase “Drug Listing Branch (HFD-334)” and by adding in its place the phrase “Records Repository Team (HFD-143)”.

**§314.200 [Amended]**

■ 17. Section 314.200 is amended in the second sentence of paragraph (a)(3) by removing the phrase “Division of Drug Labeling Compliance (HFD-310)” and by adding in its place the phrase “Division of New Drugs and Labeling

Compliance (HFD-310), Office of Compliance".

Dated: August 3, 2004.

Jeffrey Shuren,

Assistant Commissioner for Policy.

[FR Doc. 04-18224 Filed 8-10-04; 8:45 am]

BILLING CODE 4160-01-S

## DEPARTMENT OF HEALTH AND HUMAN SERVICES

### Food and Drug Administration

#### 21 CFR Part 520

#### Oral Dosage Form New Animal Drugs; Oxytetracycline Hydrochloride Soluble Powder

**AGENCY:** Food and Drug Administration, HHS.

**ACTION:** Final rule, technical amendment.

**SUMMARY:** The Food and Drug Administration (FDA) is amending the animal drug regulations to reflect approval of a supplemental abbreviated, new animal drug application (ANADA) filed by Agri Laboratories, Ltd. The supplemental ANADA provides for a new packet size and strength of oxytetracycline hydrochloride soluble powder used to make medicated drinking water.

**DATES:** This rule is effective August 11, 2004.

**FOR FURTHER INFORMATION CONTACT:**

Lonnie W. Luther, Center for Veterinary Medicine (HFV-104), Food and Drug Administration, 7500 Standish Pl., Rockville, MD 20855, 301-827-8549, e-mail: [lonnie.luther@fda.gov](mailto:lonnie.luther@fda.gov).

**SUPPLEMENTARY INFORMATION:** Agri Laboratories, Ltd., P.O. Box 3103, St. Joseph, MO 64503, filed a supplement to ANADA 200-066 that provides for use of AGRIMYCIN 166 (oxytetracycline hydrochloride) Soluble Powder for making medicated drinking water for the treatment of various bacterial diseases of livestock. The supplemental ANADA provides for a new packet size and strength of oxytetracycline hydrochloride soluble powder used to make medicated drinking water. The supplemental application is approved as of July 13, 2004, and the regulations are amended in 21 CFR 520.1660d to reflect the approval. The basis of approval is discussed in the freedom of information summary.

In accordance with the freedom of information provisions of 21 CFR part 20 and 21 CFR 514.11(e)(2)(ii), a summary of safety and effectiveness data and information submitted to

support approval of this application may be seen in the Division of Dockets Management (HFA-305), Food and Drug Administration, 5630 Fishers Lane, rm. 1061, Rockville, MD 20852, between 9 a.m. and 4 p.m., Monday through Friday.

The agency has determined under 21 CFR 25.33(a)(1) that this action is of a type that does not individually or cumulatively have a significant effect on the human environment. Therefore, neither an environmental assessment nor an environmental impact statement is required.

This rule does not meet the definition of "rule" in 5 U.S.C. 804(3)(A) because it is a rule of "particular applicability." Therefore, it is not subject to the congressional review requirements in 5 U.S.C. 801-808.

#### List of Subject in 21 CFR Part 520

Animal drugs.

■ Therefore, under the Federal Food, Drug, and Cosmetic Act and under authority delegated to the Commissioner of Food and Drugs and redelegated to the Center for Veterinary Medicine, 21 CFR part 520 is amended as follows:

#### PART 520—ORAL DOSAGE FORM NEW ANIMAL DRUGS

■ 1. The authority citation for 21 CFR part 520 continues to read as follows:

Authority: 21 U.S.C. 360b.

#### § 520.1660d [Amended]

■ 2. Section 520.1660d is amended in paragraph (a)(6) by adding "Each 2.73 grams of powder contains 1 gram of OTC HCl (packet: 9.87 oz)." after the last sentence.

Dated: July 30, 2004.

Steven D. Vaughn,

Director, Office of New Animal Drug Evaluation, Center for Veterinary Medicine.

[FR Doc. 04-18361 Filed 8-10-04; 8:45 am]

BILLING CODE 4160-01-S

## DEPARTMENT OF THE INTERIOR

### Office of Surface Mining Reclamation and Enforcement

#### 30 CFR Part 917

[KY-216-FOR]

#### Kentucky Regulatory Program

**AGENCY:** Office of Surface Mining Reclamation and Enforcement (OSM), Interior.

**ACTION:** Final rule; approval of amendment.

**SUMMARY:** We are approving, with certain exceptions, an amendment to the Kentucky regulatory program (the "Kentucky program") under the Surface Mining Control and Reclamation Act of 1977 (SMCRA or the Act). Kentucky proposed revisions to the Kentucky Administrative Regulations (KAR) pertaining to water replacement, subsidence, bonding, definitions, hydrology, and permits. Kentucky revised its program to be consistent with the corresponding Federal regulations.

**DATES:** Effective August 11, 2004.

**FOR FURTHER INFORMATION CONTACT:**

William J. Kovacic, Telephone: (859) 260-8400. Internet address: [bkovacic@osmre.gov](mailto:bkovacic@osmre.gov).

**SUPPLEMENTARY INFORMATION:**

- I. Background on the Kentucky Program
- II. Submission of the Proposed Amendment
- III. OSM's Findings
- IV. Summary and Disposition of Comments
- V. OSM's Decision
- VI. Procedural Determinations

#### I. Background on the Kentucky Program

Section 503(a) of the Act permits a State to assume primacy for the regulation of surface coal mining and reclamation operations on non-Federal and non-Indian lands within its borders by demonstrating that its State program includes, among other things, "a State law which provides for the regulation of surface coal mining and reclamation operations in accordance with the requirements of the Act"; and rules and regulations consistent with regulations issued by the Secretary pursuant to the Act." See 30 U.S.C. 1253(a)(1) and (7). On the basis of these criteria, the Secretary of the Interior conditionally approved the Kentucky program on May 18, 1982. You can find background information on the Kentucky program, including the Secretary's findings, the disposition of comments, and conditions of approval in the May 18, 1982, **Federal Register** (47 FR 21404). You can also find later actions concerning Kentucky's program and program amendments at 30 CFR 917.11, 917.12, 917.13, 917.15, 917.16 and 917.17.

#### II. Submission of the Proposed Amendment

By letter dated July 30, 1997 (administrative record no. KY-1410), Kentucky sent us, the Office of Surface Mining Reclamation and Enforcement (OSM), a proposed amendment to its program under SMCRA (30 U.S.C. 1201 *et seq.*) The amendment revises 405 KAR at Sections 8:001, 8:030, 8:040, 16:001, 16:060, 16:090, 16:100, 16:160,

18:001, 18:060, 18:090, 18:100, 18:160, and 18:210.

We announced receipt of the proposed amendment in the September 5, 1997, *Federal Register* (62 FR 46933), and in the same document invited public comment and provided an opportunity for a public hearing on the adequacy of the proposed amendment. The public comment period closed on October 6, 1997. On November 14, 1997, a Statement of Consideration of public comments was filed with the Kentucky Legislative Research Committee. As a result of the comments and by letter dated March 4, 1998, Kentucky made changes to the original submission (administrative record no. KY-1422). The revisions were made at 405 KAR 8:040, 16:060, 18:060, and 18:210. By letter dated March 16, 1998, Kentucky made additional changes to the original submission (administrative record no. KY-1423). The revisions were made at 8:001, 8:030, 8:040, 16:001, 16:060, 16:090, 16:100, 16:160, 18:001, 18:060, 18:090, 18:100, 18:160, and 18:210. By letter dated July 14, 1998, Kentucky submitted a revised version of the proposed amendments (administrative record no. KY-1431). All the revisions, except for a portion of those submitted March 16, 1998, were announced in the August 26, 1998, *Federal Register* (63 FR 45430).

During our review of the amendment, we identified concerns relating to the

provisions at 405 KAR 8:001, 8:030, 8:040, 16:001, 16:060, 16:090, 16:100, 16:160, 18:001, 18:060, 18:090, 18:100, 18:160, and 18:210. We notified Kentucky of the concerns by letter dated May 26, 2000 (administrative record no. KY-1479). Kentucky responded in a letter dated August 10, 2000, and submitted additional explanatory information (administrative record no. KY-1489). The explanatory information and those revisions not included in previous notices were announced in the June 5, 2002, *Federal Register* (67 FR 38621). On October 29, 2003, we asked Kentucky to clarify its notification procedures pertaining to water loss. Kentucky responded with an electronic message on the same day (administrative record no. KY-1604) with the requested information. Because the information clarified existing procedures and did not constitute a revision of the regulations or add new provisions, we did not reopen the comment period.

We addressed a portion of Kentucky's revisions to the subsidence control regulations at 405 KAR 18:210 in a *Federal Register* final rule notice published on May 7, 2002 (67 FR 30549). The remaining subsidence issues will be discussed in this notice. We addressed a portion of Kentucky's revisions at 405 KAR 16/18:090 Sections 1, 4 and 5 and added Section 6

pertaining to sedimentation ponds and "other treatment facilities" in a *Federal Register* final rule notice published on May 8, 2003 (68 FR 24644). Lastly, we addressed Kentucky's revisions to its definitions of "impounding structure," "impoundment," and "other treatment facilities" at 405 KAR 8/16/18:001 and its impoundment and sedimentation pond regulations at 405 KAR 16/18:090 Sections 1 through 5, 16/18:100, and 16/18:160 in a *Federal Register* final rule notice published on July 17, 2003 (68 FR 42266).

III. OSM's Findings

Following are the findings we made concerning the amendment under SMCRA and the Federal regulations at 30 CFR 732.15 and 732.17. We are approving the amendment, with exceptions as described below. Any revisions that we do not specifically discuss below concern nonsubstantive wording or editorial changes.

[a] *Revisions To Kentucky's Rules That Have the Same Meaning as the Corresponding Provisions of the Federal Regulations*

Kentucky proposed revisions to the following rules containing language that is the same as or similar to the corresponding sections of the Federal regulations.

State rule	Subject	Federal counterpart
405 KAR 8/18:001 Section 1(60) and (61) .....	Material Damage .....	30 CFR 701.5.
405 KAR 8/18:001 Section 1(65) and (67) .....	Noncommercial Building .....	30 CFR 701.5.
405 KAR 8/18:001 Section 1(69) and (68) .....	Occupied Residential Dwelling and Structures Related Thereto.	30 CFR 701.5.
405 KAR 8/16/18:001 Section 1(86), (81) and (84).	Previously Mined Area .....	30 CFR 701.5.
405 KAR 8:040 Section 26(1)(a) and (b) .....	Subsidence Control .....	30 CFR 784.20(a)(1) and (2).
405 KAR 8:040 Section 26(2)(3)(a-d) and (f-i)	Subsidence Control .....	30 CFR 784.20(b), (b)(1-4) and (6-9).
405 KAR 18:210 Section 1(1-3) .....	Subsidence Control .....	30 CFR 817.121(a)(1), (2), (3) and (b).
405 KAR 18:210 Section 3(1-3) .....	Subsidence Control .....	30 CFR 817.121(c)(1-3).
405 KAR 18:210 Section 4(1-3) .....	Subsidence Control .....	30 CFR 817.121(d), (e) and (f).

Because these proposed rules contain language that is the same as or similar to the corresponding Federal regulations, we find that they are no less effective than the corresponding Federal regulations and can be approved.

[b] *Revisions To Kentucky's Rules That Are Not the Same as the Corresponding Provisions of the Federal Regulations*

1. In the following sections, and their Federal counterparts, each rule contains a descriptive phrase followed by "including, but not limited to," or a derivative of such language and then a list of examples. Kentucky proposes to delete the phrase "but not limited to"

which follows "including" from each of these rules. Kentucky is not proposing to substantively revise the descriptive phrases in any of these rules, nor is it proposing any changes to the specific examples that should be considered as included within those descriptive phrases. The intent of the Federal rules, in each case, is to clarify the reach of the descriptive phrase and specify that certain items should be included while providing the authority to reach other unspecified terms if they also fall within the descriptive phrase of the rule. The word "including" is, by its very nature, not limiting; nor does it restrict the

descriptive phrase of each rule. Therefore, having the phrase "but not limited to" in each of these rules could be considered redundant; although it does clarify that the listed examples are not all inclusive.

Kentucky, in its letter dated August 10, 2000, expresses concern that having the phrase "but not limited to" after the word "including" makes its rules too vague and open ended. Kentucky goes on to indicate that it believes the deletion of "but not limited to" in each of these rules significantly restricts its discretion, but does not necessarily eliminate it. We do not concur that the

phrase "but not limited to" makes these rules too vague and open ended because the reach of each rule is still proscribed by the descriptive phrase that precedes the list of examples. However, we do concur that Kentucky would still have the authority and discretion, under the proposed changes, to reach items not listed in the examples, when necessary. In fact, Kentucky would still have the

obligation to do so when such items fall within the descriptive phrase of each rule. That is because the word "including" is not limiting nor has the descriptive phrase of each rule, which proscribes its reach, been revised. Based upon that understanding, we find these changes do not render the Kentucky program less effective than the Federal rules and can be approved. Should we,

through future oversight, find that Kentucky is no longer, in fact, reaching items that should have been addressed by these regulations because they are not contained in the lists of examples, we will revisit the issue and may require an amendment to the Kentucky program to reinstate this phrase.

State rule	Federal counterpart
405 KAR 8/18:001 Section 1(20)—Definition of Coal Processing Plant .....	30 CFR 701.5.
405 KAR 8/18:001 Section 1(24)—Definition of Community or Institutional Building .....	30 CFR 761.5.
405 KAR 8:030/8:040 Section 11(2)(a) .....	30 CFR 779.12(b)(1)/783.12(b)(1).
405 KAR 8:030 Section 23(1)(g) .....	30 CFR 779.24(e).
405 KAR 8:030/8:040 Section 24(4)(e) .....	30 CFR 780.18(b)(5)/784.13(b)(5).
405 KAR 8:030 Section 27(2)(e) .....	30 CFR 780.35(b)(5).
405 KAR 8:040 Section 26(3)(e) .....	30 CFR 784.20(b)(5).
405 KAR 16/18:001 Section 1(53) and (55)—Definition of In Situ Process .....	30 CFR 701.5.
405 KAR 16:001 Section 1(99)—Definition of Significant, Imminent Environmental Harm .....	30 CFR 701.5.
405 KAR 16/18:060 Section 2(2) .....	30 CFR 816.45(b)/817.45(b).

2. In the following sections, Kentucky proposes to delete the phrase "but not limited to." The Federal rules listed below do not include the phrase "but

not limited to" or otherwise state that the requirements are not inclusive. Therefore, we find that the deletion of the phrase "but not limited to" does not

render the Kentucky regulations listed below, less effective than the corresponding Federal regulations and can be approved.

State rule	Federal counterpart
405 KAR 8/16/18:001 Section 1(108), (98) and (100)—Definition of Sedimentation Pond .....	30 CFR 701.5.
405 KAR 8:030/040 Section 3(3)(d)(1) .....	30 CFR 778.14(c)(6).
405 KAR 8:030/040 Section 13(1)(b) and (3) .....	30 CFR 780.22 (b)/784.22(b).
405 KAR 8:030/040 Section 14(5) and 15(5) .....	30 CFR 780.21(b)/784.14(b).
405 KAR 8:030/040 Section 37(1)(b) .....	30 CFR 780.23(b)/784.15(b).
405 KAR 16/18:060 Section 1(4)(b) .....	30 CFR 816.41(a)/817.41(a).

3. 405 KAR 8/16/18:001 Section 1(46) and (49)—Kentucky proposes revisions to its definition of "historically used for cropland," by deleting the description of the term "acquisition" and reorganizing the remainder of the definition to provide a more straightforward reading. OSM approved the 1 definition of "historically used for cropland" in 1982. (47 FR 21409 (May 18, 1982)). Because Kentucky is adding the definition of "acquisition" to include the old description, we find that Kentucky's proposed changes to its definition are no less effective than the Federal definition of "historically used for cropland" at 30 CFR 701.5 and can be approved.

disputes. Because Kentucky lacks the authority to decide property disputes and the Federal regulations at 30 CFR 778.15(c) do not provide the regulatory authority with the authority to adjudicate property rights disputes, we find that Kentucky's proposed revisions are no less effective than the Federal regulations and can be approved.

Section 32) indicates that proposed surface or underground mining activities may proximately result in contamination, diminution, or interruption of an underground or surface source of water within the proposed permit area or adjacent area which is used for domestic, agricultural, industrial, or other legitimate use, then the application will identify and describe the adequacy and suitability of the alternative sources of water supply that could be developed for existing premining and approved postmining land uses. The Federal regulation at 30 CFR 780.21(e) also requires that if the PHC determination indicates that the surface coal mining operation proximately results in contamination, diminution or interruption of a protected water source then the permit application must contain information on water availability and water sources. The Federal regulation at 30 CFR 784.14(e)(3)(iv) requires a PHC finding on whether or not underground mining activities conducted after October 24, 1992, may result in contamination, diminution or interruption of a well or spring that is used for protected water

4. 405 KAR 8:030/8:040 Section 4(3)—Kentucky proposes to delete these sections which read, "Nothing in this section shall be construed to afford the cabinet the authority to adjudicate property title disputes." Kentucky stated in its August 10, 2000, response that the deletion of this subsection does not render Kentucky's program less effective because there is nothing in the Kentucky statutes that gives Kentucky the authority to adjudicate property title

5. 405 KAR 8:030 Section 12(4)—Kentucky revises this subsection to require that water quality analysis and sampling shall be conducted according to the 14th edition of Standard Methods for the Examination of Water and Wastewater or 40 CFR Parts 136 and 434. Kentucky's regulations are substantively identical to the Federal regulations at 30 CFR 780.21(a), except the Federal regulation refers to the 15th edition of the publication. Because the 15th edition is not substantively different from the 14th edition, we find that Kentucky's proposed revision is no less effective than the Federal regulation and can be approved.

6. 405 KAR 8:030/8:040 Section 16—Kentucky proposes to require that if the determination of probable hydrologic consequences (PHC) (required in



supplies. Even though the Federal regulation for underground mining activities and section 720 of SMCRA do not explicitly include the terms "proximately result" we find the use of Kentucky's term for both surface and underground mining activities is consistent with SMCRA.

Legislative history to a predecessor of Section 720 of SMCRA indicates that Congress believed Section 717(b) of SMCRA, which delineates water rights and replacement requirements for surface mining activities, would apply to underground mining. See, H.R. Rep. No. 102-474 at 132 (1992). Section 717(b) uses the term "proximately resulting." Thus, absent explicit Congressional intent to the contrary, we find that the most reasonable construction is to use "proximate result." Accordingly, we find the proposed Kentucky regulations are no less effective than the Federal regulations at 30 CFR 780.21(e) and 784.14(e)(3)(iv) and can be approved.

7. 405 KAR 8:030/8:040 Section 32(3)(e)—Kentucky proposes to require that the determination of PHC in the permit application include a finding on whether the proposed mining activities may proximately result in contamination, diminution, or interruption of an underground or surface source of water within the permit or adjacent area that is used for domestic, agricultural, industrial, or other legitimate use at the time the application is submitted. Section 405 KAR 8:040 also requires that the finding should include underground mining activities after July 16, 1994. Even though the Federal regulation for underground mining activities does not explicitly include the terms "proximately result" we find the use of Kentucky's term for both surface and underground mining activities is consistent with SMCRA. As discussed in the previous finding, we find that Kentucky's proposed regulations are no less effective than the Federal regulations at 30 CFR 780.21(f)(3)(iii) and 784.14(e)(3)(iv) and can be approved.

Kentucky has stated to OSM that it does not have the statutory authority to enforce water replacement requirements prior to July 16, 1994. In implementing 30 CFR 843.25 [Energy Policy Act enforcement in States with approved State programs], OSM has previously found for the Kentucky regulatory program that "[f]or those underground mining activities conducted after October 24, 1992, and before July 16, 1994, OSM will enforce the provisions of 30 CFR 817.41(j)." 60 FR 38682, 38685 (July 28, 1995). Thus, where

Kentucky cannot enforce the provisions of 30 CFR 817.41(j), OSM will continue to enforce the provisions of 30 CFR 817.41(j) for underground mining activities conducted after October 24, 1992, and before July 16, 1994.

8. 405 KAR 8:030/8:040 Section 34(1) and (4)—Kentucky proposes to change the term "coal processing waste" to "coal mine waste." Kentucky's regulations are nearly identical to the Federal regulations at 30 CFR 780.25(a) and (d) and 784.16(a) and (d). The Federal rules use the term "coal processing waste." However, the Federal regulations at 30 CFR 701.5 define "coal mine waste," in part, as "coal processing waste." We, therefore, find that Kentucky's proposed revisions are no less effective than the corresponding Federal regulation at 30 CFR 780.25(a) and (d), and 784.16(a) and (d) and can be approved.

9. 405 KAR 8:030/8:040 Section 34(2)—Kentucky proposes to delete subsection (b) and revise subsection (a) to require that temporary and permanent sedimentation ponds be designed to comply with the requirements of 405 KAR 16:090 and 16:100. The deleted requirement that mine reclamation plans comply with the requirements of the Mine Safety and Health Administration (MSHA) is added at subsection (3). We find that Kentucky's proposed revisions are no less effective than the corresponding Federal regulations at 30 CFR 780.25(b) and 784.16(b) which also requires compliance with the applicable performance standards and can be approved.

10. 405 KAR 8:030/8:040 Section 34(3)—Kentucky proposes to require that the plans for permanent and temporary impoundments that are required to be submitted to MSHA also be submitted to Kentucky as part of the permit application. After the plan has been approved by MSHA, the permit applicant must submit a notarized copy of the final approved plan and any other MSHA-related correspondence or documents. The Federal regulations at 30 CFR 780.25(c)(2) and 784.16(c)(2) require the submission of the plans as part of the permit application. The regulations do not, however, specify that the final MSHA-approved plans be submitted. We find that this additional requirement does not render Kentucky's program less effective than the corresponding Federal regulations and can be approved.

11. 405 KAR 8:030/8:040 Section 34(5)—Kentucky proposes to require the same submissions for coal mine waste dams and embankments as those described above for impoundments. The

Federal regulations at 30 CFR 780.25(e) and 784.16(e) require the submission of plans as part of the permit application. The regulations do not, however, specify that the final MSHA-approved plans be submitted. We find that Kentucky's proposed requirements do not render the Kentucky program less effective than the corresponding Federal regulations and can be approved.

12. 405 KAR 8:030/8:040 Section 34(6)—Kentucky proposes to require that, if an impoundment or embankment structure is classified as Class B or C, or if it meets the size or other criteria of MSHA, the corresponding plan must include a stability analysis of each structure. The Federal regulations at 30 CFR 780.25(f) and 784.16(f) refer to the B or C dam classification criteria as specified in the Soil Conservation Service (currently the Natural Resource Conservation Service—NRCS) Technical Release No 60, Earth Dams and Reservoirs, 1985 (TR-60). Kentucky includes a reference to its counterpart criteria to TR-60: 405 KAR 7:040 Section 5 and 4:030. Additionally, Kentucky proposes to delete the phrase "but not limited to" in reference to what a stability analysis must contain. We refer to our discussion at finding b-1 above in which we approved the deletion of the phrase. Accordingly, we find Kentucky's proposed regulations are no less effective than the corresponding Federal regulations and can be approved.

13. 405 KAR 8:040 Sections 26(1)(c) and (1)(d)—Kentucky proposes to require that a permit application include an example of a letter by which the applicant proposes to notify owners of all structures for which a presubsidence survey is required under 405 KAR 18:210 Section 1(4). The application must also include a survey of the quantity and quality of each protected water supply within the permit and adjacent areas. The applicant must pay for the technical assessment or engineering evaluation used to determine the quantity and quality of a water supply and must provide copies of the survey and assessment or evaluation to the property owner and to Kentucky. If the owner disagrees with the survey results, he or she may submit any concerns in writing to the regulatory authority.

The Federal regulations at 30 CFR 784.20(a)(3) require the completion of a presubsidence survey prior to permit approval. The survey should include the condition of all non-commercial buildings or occupied residential dwellings that may be materially damaged as well as a survey of drinking, domestic and residential water supplies

within the permit and adjacent areas. The Federal rules also require the applicant to supply copies to the property owner and the regulatory authority and to pay the costs of the assessment, etc. It should be noted, however, that the Federal regulations at 30 CFR 784.20(a)(3), as they pertain to the requirements to perform a survey of the condition of all noncommercial buildings or occupied residential structures that may be materially damaged within the areas encompassed by the applicable angle of draw, were suspended by OSM pursuant to an earlier court order. 64 FR 71653 (December 22, 1999).

Kentucky subsequently deleted 405 KAR 18:210 Section 1(4) because it was substantively identical to the suspended portion of the corresponding Federal regulation. OSM approved the deletion on May 7, 2002 (67 FR 30549). However, Kentucky is retaining its requirements with regard to a presubsidence survey for water supplies. Therefore, we find 405 KAR 8:040 Section 26 (1)(d) no less effective than the Federal rule because its requirements are the same as the Federal rule and can be approved. Because 405 KAR 8:040 Section 26(1)(c) relates to the presubsidence structure survey requirement of 405 KAR 18:210, which was proposed as an amendment but then deleted, 8:040 Section 26(1)(c) has no effect and is not considered part of Kentucky's approved program.

14. 405 KAR 8:040 Section 32(1)(b)5—Kentucky proposes to require that each underground coal mining permit application include a description that identifies the protective measures to be taken to protect or replace the water supply of present users as required by 405 KAR 18:060 Section 12. Section 12 requires the permittee to provide a replacement water supply that is equivalent to the premining quantity and quality with an equivalent water delivery system. The Federal definition of "replacement of water supply" requires that the replaced water supply must be equivalent to premining quantity and quality with an equivalent delivery system. The replaced water supply is not subject to the current use, but to the premining supplies. 60 FR 16722, 16726 (March 31, 1995). Kentucky acknowledged in its Statement of Consideration that the Kentucky statute (KRS 350.421) does not limit the replacement of water supplies to the uses in existence at the time of the permit issuance. Accordingly, Section 32(1)(b)5, when read together with 405 KAR 18:060 Section 12, is consistent with the Federal rules and can be approved.

15. 405 KAR 16:001 Section 1(63)/18:001 Section 1(62)—Kentucky proposes to delete the definition of "noxious plants." Kentucky stated in its August 10, 2000, response that there is no official list of noxious plants for the State of Kentucky. The Federal regulations at 30 CFR 701.5 define "noxious plants" to mean "species included on official State lists of noxious plants for the State." Because Kentucky has no official State list of noxious plants, and Kentucky still requires at 405 KAR 16/18:200 Section 1(5)(a) that plant species for revegetation must meet the applicable Federal laws for noxious plants, we find that Kentucky's proposed deletion is not inconsistent with the Federal regulations which also require that a vegetative cover meet Federal noxious plant laws and regulations and can be approved.

16. 405 KAR 16/18:060 Section 4(1)—Kentucky proposes to revise its general hydrologic provisions to require "identifying, burying, and treating" materials in accordance with 405 KAR 16/18:190 Section 3. The Federal regulations at 30 CFR 816/817.41(f)(1)(i) require "identifying and burying and/or treating, when necessary, materials \* \* \*" When we asked if this meant all three procedures would be required, Kentucky indicated in a letter dated August 10, 2000, that the Federal rules do not require all three actions and that section 3 prescribes the appropriate cover and treatment as necessary (administrative record no. KY-1489). As with the Federal rules, Kentucky's rules do not require all three actions. Accordingly, we find that the revisions are no less effective than the Federal regulations and can be approved.

17. 405 KAR 16:060 Section 8 and 18:060 Section 12—Kentucky proposes to revise Section 8 and add Section 12 to establish requirements for the replacement of water supplies. At subsection (1)(a), Kentucky is required to promptly notify the permittee if the Natural Resources and Environmental Protection Cabinet (the Cabinet) receives a complaint alleging the permittee's activities have adversely affected the complainant's water supply. At subsection (1)(b), Kentucky is requiring the operator or permittee to promptly replace a water supply that has been adversely affected by the contamination, diminution or interruption proximately resulting from the mining operation. For underground mines, the replacement requirement is applicable to underground mining activities conducted after July 16, 1994.

The Federal regulation at 30 CFR 816.41(h) requires the replacement of

certain affected water supplies proximately resulting from surface mining activities. The Federal regulation at 30 CFR 817.41(j) requires prompt replacement of a more limited range of water supplies adversely affected by underground mining activities. As discussed in earlier findings, even though the Federal regulation for underground mining activities does not explicitly include the term "proximately resulting" we find that Kentucky's use of that term for both surface and underground mining activities is not inconsistent with SMCRA. Accordingly, we find the proposed Kentucky regulations at subsections (1)(a) and (b) no less effective than the Federal regulations and can be approved. We would also note that SMCRA requires the enforcement of Section 720(a) as soon as it was enacted, which was October 24, 1992. Kentucky has stated to OSM that it does not have the statutory authority to enforce water replacement requirements prior to July 16, 1994. Thus, as we also stated earlier, "[f]or those underground mining activities conducted after October 24, 1992, and before July 16, 1994, OSM will enforce the provisions of 30 CFR 817.41(j)." 60 FR 38682, 38685 (July 28, 1995).

Kentucky also proposes to delete the existing requirement that the Cabinet shall issue a notice of noncompliance—Kentucky's equivalent to a federal notice of violation—to the permittee or operator and order the replacement of the water supply if it determines that a protected water supply has been contaminated, diminished, or interrupted by the mining operation. Just because the water supply has been contaminated, diminished or interrupted by a mining operation, it is not a violation of SMCRA. A violation occurs under SMCRA when a permittee fails to replace the protected water supply. Kentucky must still issue, and still has the authority to issue, an NOV when a permittee does not timely replace a protected water supply. Thus, we are approving Kentucky's deletion.

At subsection (2)(a), Kentucky establishes timetables for the replacement of a domestic water supply; within 48 hours for an emergency water supply, within two weeks for a temporary water supply and within two years for a permanent supply. The timetables are triggered by a notice from the Cabinet that the water supply was adversely impacted by mining. In an e-mail notification to OSM on October 29, 2003, (administrative record no. KY-1604), Kentucky clarified its citizen complaint process by stating that it sends an initial letter to provide notice

to the permittee that a complaint has been received. A second letter to the permittee follows Kentucky's investigation and gives notice of the obligation to replace the water supply and provides the regulatory timeframes for replacement. If the permittee fails to replace the supply in accordance with the regulatory timeframes, an NOV is issued.

Section 720(a)(2) of SMCRA and 30 CFR 817.41(j) require the permittee to promptly replace any drinking, domestic, or residential water supply from a well or spring that was in existence at the time of permit application and that has been adversely affected by underground mining operations.

Additionally, the definition of "replacement of water supply" at 30 CFR 701.5 requires a permittee to replace water on a temporary and permanent basis and "is intended to apply to replacement of water supply under both Sections 717(b) and 720(a)(2) of SMCRA." 60 FR 16721, 16726 (March 31, 1995). As discussed above in this finding, Kentucky's proposed revisions specify timeframes for emergency, temporary, and permanent replacement of domestic water supplies. Because the proposed regulations include surface (16:060) and underground (18:060) mining operations, we find that these specific timeframes are sufficient to meet the requirement for replacement of water supplies on a temporary and permanent basis as mandated by the Federal rules. These revisions are sufficient to resolve the required amendment found at 30 CFR 917.16(m). We make this finding with the understanding that any drinking or residential water supply from a spring or well impacted by underground mining is considered a domestic water supply and is covered by the timeframes contained in 2(a). We are therefore removing the existing requirement at 30 CFR 917.16(m) that required Kentucky to amend its program to provide for the prompt replacement of water supplies.

At subsection 2(b), Kentucky is required to establish the replacement timetable on a case-by-case basis for water supplies other than domestic supplies. The Federal regulations at 30 CFR 816.41(h) and 817.41(j) do not specify a timetable for the replacement of these water supplies. Again, OSM finds that this subsection is not inconsistent with the Federal regulations and is approving it with the understanding that Kentucky does consider domestic water supplies covered by 2(a) to include any drinking or residential water supply from a well

or spring in existence at the time of the permit application and that is adversely affected by underground mining operations.

At subsections 2(c) and (d), the replacement water supply must be of quantity and quality equivalent to the premining water supply and an equivalent water delivery system must be provided. At subsection 2(e), the permittee is required to pay, for a period of 20 years or other period agreed to by the permittee and owner, any operation and maintenance costs in excess of customary and reasonable operation and maintenance costs for the premining supply. Several alternative methods of payment are proposed. The Federal regulation at 30 CFR 701.5 defines "replacement of water supply" as "provision of water supply on both a temporary and permanent basis equivalent to premining quality and quantity \* \* \* and payment of operation and maintenance costs in excess of customary and reasonable delivery costs for premining water supplies." The maintenance costs may be paid "for a period agreed to by the permittee and the water supply owner." In the Federal rule preamble, we gave as an example, that in determining the useful life of a delivery system, 20 years may be a reasonable amount of time to calculate the lump sum payment by a permittee (60 FR at 16726). Kentucky has incorporated that 20-year timeframe directly into its regulations. However, the regulation also includes authority to modify that period when agreed to by the permittee and the owner. Accordingly, we find these subsections are no less effective than the Federal rule and can be approved.

At subsection (3), Kentucky establishes certain conditions under which it may not actually be necessary to replace a damaged water supply. If the affected water supply was not needed for the land use in existence at the time of loss, contamination, or diminution, and if the supply is not needed to achieve the postmining land use, replacement requirements may be satisfied by demonstrating that a suitable alternative water source is available and could feasibly be developed. With this approach, written concurrence from the owner of interest is required. The Federal definition of "replacement of water supply" also provides that a delivery system does not need to be replaced as long as it is demonstrated that a suitable alternative water source is available for future development. Accordingly, we find that Kentucky's proposed regulations at subsection (3) are no less effective than

the Federal regulation at 30 CFR 701.5 and can be approved.

At subsection (4)(a), Kentucky requires that if the permittee does not complete the water replacement within 90 days, he/she must post an additional performance bond to cover the replacement. Under certain conditions, the 90-day period may be extended up to one year. The Federal rule at 30 CFR 817.121(c)(5), which is applicable to underground mining operations, requires an adjustment to the bond amount for water supplies protected under 30 CFR 817.41(j), if water supplies are not replaced within 90 days of the occurrence, with an extension of the grace period for up to one year. The Federal regulations do not specify a timeframe for adjusting a bond when water supplies are affected by surface coal mining operations. Nonetheless, we find Kentucky's provision for surface coal mining operations not inconsistent with the Federal requirements and we find that Kentucky's surface and underground mining provisions for bonding of affected water supplies are no less effective than the Federal rule at 30 CFR 817.121(c)(5) and are approving the revisions.

At subsection (4)(b), Kentucky allows the permittee's liability insurance coverage to take the place of additional bond coverage for the water supply, to the extent that applicable coverage is available. We find that Kentucky's proposed regulations at subsections (4)(b) are consistent with and no less effective than the Federal regulation at 30 CFR 800.14(c), which allows liability insurance in lieu of a bond, and can be approved.

At subsection (4)(c), Kentucky provides for the prompt release of the additional bond amount after the water replacement has been completed successfully based on the permittee's application and submitted information and Kentucky's own investigation as appropriate. This proposal regarding release of additional bond addresses two aspects: first, when bond release may be granted for water replacement, and second, the process/requirements to be used in releasing the additional bond. The Federal rule for underground mining activities at 30 CFR 817.121(c)(5) expressly requires that the additional bond must be held "until the \* \* \* replacement is completed." There is no parallel regulation for surface coal mining operations. Nonetheless, that aspect of Kentucky's proposed rules for surface and underground mining operations is consistent with and no less effective than the Federal rule. Unlike the Kentucky proposal, however, the Federal rule does not include a separate

bond release process as proposed by Kentucky. Instead, in response to comments that no bond release provisions were included in the Federal rule, the preamble states "procedures for bond release are set forth in sections 800.17 and 800.40." 60 FR 16742. Generally, section 800.17 requires compliance with 30 CFR 800.40. Thus, it is clear that the bond release process of Section 800.40 is to be followed in releasing the additional bond. Because the Kentucky proposal circumvents much of that procedure, we are not approving the proposed rule to the extent that it provides for a less effective bond release process than the Federal rule. Kentucky's existing approved bond release procedures will continue to be applicable to the release of bond following water replacement.

18. 405 KAR 18:001 Section 1(1)—Kentucky proposes to define "Angle of Draw" as the angle of inclination between the vertical at the edge of the underground mine workings and the point of zero vertical displacement at the edge of a subsidence trough. As noted in finding b-13 above, the Federal regulations at 30 CFR 784.20(a)(3), as they pertain to the requirements to perform a survey of the condition of all noncommercial buildings or occupied residential structures that may be materially damaged within the areas encompassed by the applicable angle of draw, were suspended by OSM. Kentucky subsequently deleted 405 KAR 18:210 Section 1(4) because it was substantively identical to the suspended portion of the corresponding Federal regulation. OSM approved the deletion on May 7, 2002. Because the related regulations to which the definition of "Angle of Draw" pertained were deleted, the definition has no effect and OSM is not taking any action on this definition and it is not considered part of Kentucky's approved program.

19. 405 KAR 18:210 Section 2(1) and (3)—Kentucky proposes to require that a permittee mail a notification to all owners and occupants of surface property and structures within the area above the underground workings at least 90 days prior to mining. The notification shall include at a minimum the specific areas in which mining will take place, dates that 2 specific areas are anticipated to be undermined and the location where the subsidence control plan may be examined. The Federal regulations at 30 CFR 817.122 require that a notification be made at least six months prior to mining, or within that period if approved by the regulatory authority. Because the regulatory authority has discretionary authority to alter the notification period and the

notification includes those items listed in the Federal regulations, we find that Kentucky's proposed regulations are no less effective than the Federal regulations and can be approved.

20. 405 KAR 18:210 Section 3(5)(a)—Kentucky proposes to require that the permittee obtain additional performance bond if subsidence-related material damage to land, structures, or facilities occurs. If repair or compensation is completed within 90 days, no additional bond is necessary. Kentucky may extend the grace period for up to one year. The proposed regulations are substantively identical to the Federal regulations at 30 CFR 817.121(c)(5) with one exception; the Federal regulations also require an additional performance bond if a protected water supply is affected. Kentucky, however, addresses this contingency at 405 KAR 16:060 Section 8 and 18:060 Section 12 at subsection 4(a) (see finding b-17 above). We find that Kentucky's proposed regulations at 18:210 Section 3(5)(a), when read in conjunction with the proposed regulations at 16:060 Section 12 and 18:060 Section 12, are no less effective than the corresponding Federal regulations and can be approved.

21. 405 KAR 18:210 Section 3(5)(b)—Kentucky proposes to allow the reduction of the additional performance bond required at Section 3(5)(a) by the amount of a permittee's liability insurance applicable to subsidence damage. Such insurance would not prevent bond forfeiture under 405 KAR 10:050. The Federal rules allow a permittee's liability insurance policy to cover the obligations under 30 CFR 817.121(c) instead of a performance bond. Because both the Federal and Kentucky regulations allow for the substitution of liability insurance in lieu of bonding, we find that Kentucky's proposed regulation is no less effective than the Federal regulation at 30 CFR 800.14(c) and can be approved.

22. 405 KAR 18:210 Section 3(5)(c)—Kentucky proposes to provide for the prompt release of the additional bond amount described in Section 3(5)(a) if it determines that the permittee has satisfactorily completed the required repair or compensation. As discussed above in finding b-17, at 405 KAR 16:060 Section 8 and 18:060 Section 12(4)(c), to the extent that this section provides a bond release process that is less effective than that contained in 30 CFR 800.40, we are not approving it.

23. 405 KAR 18:210 Section 5(1) and (2)—Kentucky proposes to require that a permittee submit an annual plan of existing and proposed underground workings that includes maps and descriptions of significant features,

extraction ratios, protective measures, full extraction areas and other information. Other maps may be used so long as all the required information is provided. The Federal regulation at 30 CFR 817.121(g) requires that a plan with the same information as required by Kentucky be submitted within a schedule approved by the regulatory authority. The Federal rules also provide that the operator may request confidentiality of information pursuant to 30 CFR 773.6(d). In the May 26, 2000, letter, we noted that Kentucky's rules did not allow for confidentiality of submitted information. Kentucky, in its response dated August 10, 2000, stated that the procedures for requesting confidentiality are set forth in 405 KAR 8:010 Section 12. We find that Kentucky's proposed regulations in conjunction with its clarification of confidentiality procedures are no less effective than the corresponding Federal regulations and can be approved.

*[c] Revisions To Kentucky's Rules With No Corresponding Federal Regulations*

1. 405 KAR 8:001/16:001/18:001 Section 1(3)—Kentucky proposes to add the term "acquisition" and defines it as the purchase, lease, or option of the land for the purposes of conducting or allowing through resale, lease, or option, the conduct of surface coal mining and reclamation operations. This definition was formerly included in Kentucky's definition of "historically used for cropland." Kentucky submitted the definition in response to OSM's finding on October 22, 1980, (45 FR 69947) that the term was not defined in Kentucky's regulations. The Federal rules have no counterpart definition. However, the Federal rules define "historically used for cropland." In that definition, OSM discusses the acquisition of lands citing the examples used by Kentucky in its definition of "acquisition." Accordingly, we find that Kentucky's proposed definition of the term is not inconsistent with the requirements of SMCRA and the Federal regulations and can be approved.

2. 405 KAR 8:001 (reference to ASTM Standard D 388-77 only)/16:001 and 18:001 Section 2—Kentucky proposes to incorporate by reference ASTM Standard D 388-77, Standard Specification for Classification of Coal by Rank, 1977; and Method for Determination of Slake Durability Index, Kentucky Method 64-513-79, 1979. The Federal rules at 30 CFR 700.5 define "anthracite" and "coal" as coal classified in ASTM Standard D 388-77, which is also incorporated by reference into the Federal regulations. Therefore, the incorporation by reference to the

ASTM Standard D 388-77 is no less effective than the Federal rules. There is no Federal counterpart to Slake Durability Index. However, we find that Kentucky's proposed regulations add specificity to the Kentucky program and are not inconsistent with the requirements of SMCRA and the Federal regulations and can be approved.

3. 405 KAR 8:030/8:040 Section 20(3)—Kentucky proposes to revise its requirement that wetland delineations in permit applications must be conducted in accordance with the Corps of Engineers Wetlands Delineation Manual, U.S. Army Corps of Engineers Regulatory Guidance Letter No. 90-7, National Lists of Plant Species that Occur in Wetlands and Biological Reports and Summary and List of Hydric Soils of the U.S., All Kentucky Counties. The Federal regulations at 30 CFR 780.16 and 784.21 require site specific resource information when the permit and adjacent areas are likely to include wetlands. However, the Federal regulations do not specify what the permittee must follow to delineate the wetlands. Because the wetland references provide an additional level of specificity, we find that Kentucky's proposed regulations are not inconsistent with the requirements of SMCRA and the Federal regulations and can be approved.

4. 405 KAR 8:030 Section 38/8:040 Section 39—Kentucky proposes to incorporate by reference: Standard Methods for the Examination of Water and Wastewater, 1975; Corps of Engineers Wetlands Delineation Manual, 1987; U.S. Army Corps of Engineers Regulatory Guidance Letter No. 90-7, 1990; National Lists of Plant Species that Occur in Wetlands, and Biological Reports and Summary, 1988; and List of Hydric Soils of the United States, All Kentucky Counties, 1991. As previously stated, the Federal regulations at 30 CFR 780.21(a) and 784.14(a) refer to the 15th edition of the Standard Methods for the Examination of Water and Wastewater. Because the 15th edition is not substantively different from the 14th edition, we find that Kentucky's proposed incorporation by reference is no less effective than the Federal regulations and can be approved.

Also as previously discussed, we find the remaining references add specificity to the Kentucky program and are not inconsistent with the requirements of SMCRA and the Federal regulations.

5. 405 KAR 16:001 Section 1(32) and 18:001 Section 1(35)—Kentucky proposes to add the term "durable rock" and defines it as "rock that does not slake in water, is not reasonably

expected to degrade to a size that will adversely affect the effectiveness of the internal drainage system, and has a slake durability index value of 90 percent or greater". The Federal regulations have no counterpart definition but address durable rock fills at 30 CFR 816/817.73(b). In response to comments, the Federal rules were revised to refer to durable rock as that type of rock that does not slake in water and will not degrade to soil materials. Soil materials are, in relation to durable rock fills, any materials that have degraded or will degrade to such a size as to block or cause failure of the underdrain system. 48 FR 32910, 32921 (July 19, 1983). Thus, the Federal rules contemplated that "the rock must remain rock" and not block the drainage. Kentucky's definition is no less effective than 30 CFR 816/817.73 because it refers to rock that will not slake and meets the objective of the Federal rule, *i.e.*, that it will not degrade to a size that will adversely affect the drainage system. Accordingly, we find that the definition is not inconsistent with the Federal rules at 30 CFR 816/817.73 and can be approved.

6. 405 KAR 16:001 Section 1(108) and 18:001 Section 1(109)—Kentucky proposes to add the term "surface blasting operations" and defines it as the on-site storage, transportation, and use of explosives in association with a coal exploration operation, surface mining activities, or a surface disturbance of underground mining activities. It includes the design of the actual blast; implementation of a blast design; initiation of a blast; monitoring of an airblast and ground vibration; the use of access, warning and all-clear signals; and other protective measures. The Federal regulations have no counterpart definition but address surface blasting activities at 30 CFR 816/817.61-68. We find that Kentucky's proposed definition is not inconsistent with the requirements of SMCRA and the Federal regulations at 30 CFR 816/817.61-68 and can be approved.

#### IV. Summary and Disposition of Comments

##### Public Comments

We solicited public comments and provided an opportunity for a public hearing on the amendment. Because no one requested an opportunity to speak, a hearing was not held. The Kentucky Resources Council, Inc. (KRC) submitted written comments on four different occasions in response to the original Kentucky submission and the subsequent revisions. The comments are summarized below and organized by

date of submission. Only those comments pertaining to the issues contained in this rule are included here.

July 11, 2002 (*administrative record no. KY-1553*)—KRC addressed several issues contained in OSM's May 26, 2000, issue letter and Kentucky's subsequent response on August 10, 2000. The remarks supplement previous comments on record by the KRC.

(a) 405 KAR 8:040 Section 16/8:040 Section 32(3)(e)/18:060 Section 12—KRC believes that Kentucky's use of "proximate cause" is problematic to the extent that the State would reject a claim of water damage traceable to mining. As we stated in our findings, we believe Kentucky's use of the phrase "proximate result" is consistent with Congressional intent and that it is reasonable to use "proximate result."

(b) 405 KAR 16:060 Section 8/18:060 Section 12—KRC objects to the removal of the requirement that a notice of violation be issued when a water supply is damaged. We refer to our findings at b-17. It is the failure to promptly replace a damaged water supply, rather than damaging a water supply, that constitutes a violation under the Federal rule.

(c) 405 KAR 16:060 Section 8(2)(e)/18:060 Section 12(2)(e)—KRC does not support the 20-year timeframe specified by Kentucky as the repayment period for operation and maintenance costs related to water replacement. KRC feels that a fixed 20 years may "understate the durability of some private well water systems which have functioned \* \* \* well beyond 20 years." In its letter dated August 10, 2000, Kentucky stated that it uses the 20-year standard, but the permittee and water supply owner may agree on an alternate time period, as specified in the Federal definition of "replacement of water supply" at 30 CFR 701.5. As discussed in finding b-17, we found Kentucky's provisions acceptable in light of the option to prescribe a period of time, which could be longer than the 20-year standard (OSM issue 11 in the May 26, 2000, letter).

(d) 405 KAR 8:030/8:040 Section 34(6)—KRC states that a reference to TR-60 should be included in the Kentucky impoundment regulations. We agree that a reference to TR-60 or equivalent criteria should be included. As discussed in finding b-12, we found Kentucky's reference to 405 KAR 7:040 Section 5 and 4:030 acceptable (OSM issue 16 in the May 26, 2000, letter).

(e) 405 KAR 16:060 Section 8(4)(c)/18:060 Section 12(4)(c)/18:210 Section 3(5)(c)—KRC feels that the proposed release of the additional bond after water replacement has been successfully

completed is not acceptable. KRC feels the bond should remain in place through Phase II and the bond release determination be subject to reopening if the system proves to not be adequate over the long term. As discussed in finding b-17, the Federal rule requires the additional bond only until water replacement has been completed.

(f) 405 KAR 16:001 Section 1(63)—KRC opposes the deletion of the “noxious plants” reference and feels that Kentucky should be required to develop a list of noxious plants. OSM does not have the authority to require state regulatory authorities to develop state noxious plant lists. Because the Federal definition of “noxious plants” is limited to state noxious plant lists, and Kentucky lacks such a list, the deletion of the definition is not inconsistent with the Federal regulations.

*December 9, 1998 (administrative record no. KY-1446)*—KRC addressed those changes submitted by Kentucky on November 14, 1997, and formally submitted to OSM on March 4, 1998.

(a) 405 KAR 8:030—KRC commented that OSM should include specific language in its approval of the proposed amendment binding the state to the broader interpretation of “surface mining activities” as it appears in Section 16. KRC sought and received clarification from Kentucky that the scope of the alternative water supply requirement is as broad in coverage as that required of surface coal mines. We note that because the term “surface mining activities” is not being revised in this submission, the comment is outside the scope of this rulemaking. KRC also asserts that the identification of alternative water sources “that could be developed” is a substantially lower threshold than the provisions of Section 508(a)(13) of SMCRA. We again note that this portion of the Kentucky regulations is not being revised. The comment is therefore outside the scope of this rulemaking. KRC notes that in Section 34, it sought and received clarification that Kentucky’s use of the broader term “coal mine waste” which replaced “coal processing waste,” is not intended to allow use of underground development waste in a manner that is inconsistent with 405 KAR 16:18:060 Section 4.

KRC also received clarification that the provision does not eliminate any obligation to account for any disposal of underground waste that is generated within the permit area and disposed of under another permit, or the requirement that all such disposal areas be under permit. KRC asserts that the proposal in Section 34 to defer much of the technical review of impoundment

stability to MSHA is illegal. We disagree with the comment. Kentucky is not waiving any technical reviews of the design, location, foundation, or other requirements of impoundments and sedimentation structures. Kentucky affirms in its November 14, 1997, Statement of Consideration, that it “does not intend to accept MSHA’s approval in lieu of its own, nor will it rely on MSHA’s approval to avoid making its own review.” Kentucky is complying with Federal requirements at 30 CFR 780.25(c) as discussed in finding b-10.

(b) 405 KAR 8:040—KRC opposes the proposal in Section 26 and 405 KAR 18:210 (Section 1(4) to allow the permit applicant to defer collecting the presubsidence condition information until after permit issuance. KRC asserts this deprives the landowners of the opportunity to assure before the permit is approved that their concerns regarding subsidence control are fully addressed. We disagree. In its Statement of Consideration dated November 14, 1997, Kentucky stated that property owners are identified in the public notice published in the newspaper, and have the opportunity to comment on all aspects of the application, including the subsidence control plan. 405 KAR on 8:040 Section 26(1) specifically requires that the permit application include a water quality and quantity survey for each protected water supply. As noted in finding b-13, because of a Federal court decision vacating portions of the Federal rules, our subsequent suspension and modification of the Federal rules at 30 CFR 784.20(a)(3), and Kentucky’s proposed corresponding changes, we find Kentucky’s revisions no less effective than the corresponding Federal regulations. OSM’s decision on a portion of 405 KAR 18:210 Section 1(4) was addressed in a previously published *Federal Register* Notice dated May 7, 2002, (67 FR 30549, KY-229-FOR).

KRC seeks clarification that the term “present users” in Section 32 is not intended to limit Kentucky’s protective obligations to those users at time of permit issuance. As discussed in finding b-14, we reference Kentucky’s clarification that “users of water” should not be limited to present users. In a related point in Section 32, KRC indicates that the term “at the time the application is submitted” is ambiguous and could be read to limit the water supply replacement obligation to supplies in existence at the time of permit issuance, rather than to limit the PHC determination to current water users. In fact, Federal rules do limit the water supply replacement obligation to

the supplies in existence at the time of permit application (but not those users or owners of the supplies). We are satisfied that Kentucky’s regulation is not inconsistent with the Federal regulation at 30 CFR 784.14(e)(3)(iv) which states that the permittee must identify any well or spring that was in existence at the time the permit application was submitted.

(c) 405 KAR 16:060 Section 8/18:060 Section 12—KRC supports the inclusion of “promptly” as it modifies replacement of water supply. KRC notes that it sought and received clarification that the phrase “an owner of interest” includes a joint owner of an undivided interest in a property who desires water replacement, even where the coal company acquires an undivided interest in the same property and does not want water replacement. KRC believes that the proposed time frames for water replacement appear generally appropriate. KRC does, however, believe that more rigorous timeframes for temporary replacement supplies be imposed. KRC notes that subsection (1) appears to exclude the presubsidence survey information. We refer to KRC’s prior comment at (b) above and the discussion at finding b-17. With respect to water replacement, KRC opposes the use of “a presumptive 20-year limit to the obligation to pay operation and maintenance costs in excess of customary and reasonable delivery costs.” KRC also opposes payments that exceed the permit term. The Federal rules allow for annual or periodic payments. Terms and conditions of the payments are within the discretion of the parties. However, as stated in the preamble to the Federal rule, a lump sum payment may be preferable to avoid excessive paperwork/calculations or to avoid the risk of permittee’s financial insolvency. See 60 FR at 16726 and our discussion in comment section (c) above. Both the 20-year period and the option to allow a series of payments are acceptable in light of the Federal definition of “replacement of water supply.” KRC asserts that the most “significant and troubling” of Kentucky’s proposed changes is the deletion of the requirement to issue a notice of noncompliance if a protected water supply has been affected. KRC made the same comment in its July 11, 2002, letter, which we addressed in an earlier portion of this rule.

(d) 405 KAR 18:210—KRC again registers its objection to the provision allowing presubsidence surveys to be delayed until after permit issuance. KRC also objects to the change in notice requirements as insufficient to allow a landowner to implement measures to

protect structures and property from potential subsidence damage. These comments pertain to issues addressed in a previously published Federal Register Notice dated May 7, 2002 (67 FR 30549, KY-229-FOR) and are not relevant to this rulemaking. Next, KRC points out that Kentucky cannot allow an insurance policy to stand in lieu of a bond where subsidence has occurred unless it is adequate to cover all costs and to insure against all other risks, and the duration of the policy equals that of the bond. Kentucky's regulation allows liability insurance if the permittee can show that the insurance will cover the increased bond amount. Additionally, as Kentucky stated in its Statement of Consideration, a "performance bond may be forfeited if the permittee fails to fulfill his water replacement obligations, even if the applicable liability insurance is available." Please see our finding b-22 for additional discussion. Kentucky acknowledged that the insurance may not cover all the costs or there may be delays. If so, bond forfeiture is available as a remedy. KRC also commented that a bond posted for repair cannot be released until after the applicable liability period has lapsed. The Federal rule is clear that the additional bond is required until replacement is completed. Therefore, we disagree with the comment. As stated in our findings, Kentucky does have its existing approved bond release procedures that will be applicable in all cases.

*July 25, 1998 (administrative record no. KY-1432)*—KRC submitted a request for a reopening of the comment period for a 30-day period based on Kentucky's final regulations submitted to OSM on July 14, 1998. OSM did reopen the comment period on June 5, 2002. KRC notes its concern with the proposed changes to 405 KAR 16/18:060 in which the provision to issue a notice of noncompliance for a damaged water supply is deleted. We disagree and note that this comment was addressed in response to KRC's letter dated July 11, 2002. We refer to the discussion at comment section (b) above.

*October 6, 1997 (administrative record no. KY-1415)*—KRC submitted comments on several issues already addressed in the comment sections above. To avoid redundancy, we will not repeat them here. KRC stated that the term "replacement of water supply" should be defined in the regulations, as well as in 405 KAR 16/18:060; though it appears from the July 11, 2002, comments that KRC changed its position and supports Kentucky's interpretation. We agree with Kentucky's clarification that, because Kentucky has placed the substantive requirements of the

definition in its performance standards at 405 KAR 16/18:060, it is not necessary for Kentucky to add the definition.

KRC also suggested that the order of some of the language of 405 KAR 8:030 be reorganized to track the Federal language. Kentucky did make the changes in its subsequent submission.

#### *Federal Agency Comments*

According to 30 CFR 732.17(h)(11)(i), we solicited comments on the proposed amendment submitted on July 30, 1997, and revised on March 4, 1998, and July 14, 1998, from various Federal agencies with an actual or potential interest in the Kentucky program. By letters dated June 20, 2002, and July 18, 2002, the Department of Labor's Mine Safety and Health Administration commented that the proposed amendment had no apparent impact on its program (administrative record nos. KY-1542 and KY-1554).

#### *Environmental Protection Agency (EPA)*

Pursuant to 30 CFR 732.17(h)(11)(ii), OSM is required to obtain the written concurrence of the EPA with respect to those provisions of the proposed program amendment that relate to air or water quality standards promulgated under the authority of the Clean Water Act (33 U.S.C. 1251 *et seq.*) or the Clean Air Act (42 U.S.C. 7401 *et seq.*) This amendment did not pertain to air or water quality standards, but by letter dated November 28, 2000, the EPA submitted comments (administrative record no. KY-1501). We note that the comments EPA made in response to the proposed changes at 405 KAR 16/18:090 were addressed in the July 17, 2003, rulemaking. We also note that the comments EPA made referencing 405 KAR 16/18:060 Sections 1 and 11 pertain to regulations previously approved by OSM and not being revised at this time. Those specific comments are, therefore, outside the scope of this rulemaking. EPA commented that the provisions of 405 KAR 18:210 Section 3 should be revised to require that stream subsidence and its repair be held to the same feasibility criteria as subsidence damage to structures. As discussed in finding III(a) above, Kentucky's proposed regulations are no less effective than the corresponding Federal regulations. The Kentucky program requires the same level of subsidence damage prevention and mitigation for streams as required by the Federal regulations.

#### **V. OSM's Decision**

Based on the above findings, we are not approving 405 KAR 16:060 Section

8(4)(c), 18:060 Section 12(4)(c), and 18:210 Section 3(5)(c) and approving the remainder of the amendment as submitted by Kentucky on July 30, 1997, and revised on March 4, 1998, and July 14, 1998, and as clarified by Kentucky. We are removing the required amendment at 30 CFR 917.16(m) that required Kentucky to amend its program to specify that it provides for the prompt replacement of water supplies.

To implement this decision, we are amending the Federal regulations at 30 CFR part 917 which codify decisions concerning the Kentucky program. We find that good cause exists under 5 U.S.C. 553(d)(3) to make this final rule effective immediately. Section 503(a) of SMCRA requires that Kentucky's program demonstrate that it has the capability of carrying out the provisions of the Act and meeting the Act's purposes. Making this regulation effective immediately will expedite that process. SMCRA requires consistency of State and Federal standards.

#### *Effect of OSM's Decision*

Initial enforcement of the underground coal mine subsidence control and water replacement requirements in Kentucky will be accomplished with a combination of State enforcement and direct Federal enforcement. This portion of the notice explains how OSM's decision on this proposed amendment affects the regulation of underground mining impacts in Kentucky. After consultation with Kentucky and consideration of public comments on this issue, OSM announced its decision in a Federal Register Notice dated July 28, 1995 (60 FR 38682). Kentucky will enforce its provisions that correspond to the Federal regulations at 30 CFR 817.42(c)(2) pertaining to the repair or compensation of material damage resulting from subsidence. Kentucky has statutory provisions in place that correspond to the Federal regulations and has the authority to implement its provisions for all underground mining activities conducted after October 24, 1992. It will also enforce its provisions that correspond to 30 CFR 817.41(j) pertaining to water replacement for the period after July 16, 1994, the effective date of Kentucky's statutory provisions for water replacement. For those underground mining activities conducted after October 24, 1992, and before July 16, 1994, OSM will enforce the provisions of 30 CFR 817.41(j) because Kentucky does not have the statutory authority to retroactively apply water replacement requirements to water losses prior to the effective date of its statute.

As discussed in this notice, OSM is approving provisions that are no less effective than the Federal regulations. However, we are not approving several provisions affording less protection than the minimum level required by the counterpart Federal regulations.

Section 503 of SMCRA provides that a State may not exercise jurisdiction under SMCRA unless the State program is approved by the Secretary. Similarly, 30 CFR 732.17(a) requires that any change of an approved State program be submitted to OSM for review as a program amendment. The Federal regulations at 30 CFR 732.17(g) prohibit any changes to approved State programs that are not approved by OSM. In the oversight of the Kentucky program, we will recognize only the statutes, regulations, and other materials we have approved, together with any consistent implementing policies, directives, and other materials. We will require Kentucky to enforce only approved provisions.

#### VI. Procedural Determinations

##### *Executive Order 12630—Takings*

This rule does not have takings implications. This determination is based on the analysis performed for the counterpart Federal regulation.

##### *Executive Order 12866—Regulatory Planning and Review*

This rule is exempted from review by the Office of Management and Budget under Executive Order 12866.

##### *Executive Order 12988—Civil Justice Reform*

The Department of the Interior has conducted the reviews required by section 3 of Executive Order 12988 and has determined that this rule meets the applicable standards of subsections (a) and (b) of that section. However, these standards are not applicable to the actual language of State regulatory programs and program amendments because each program is drafted and promulgated by a specific State, not by OSM. Under sections 503 and 505 of SMCRA (30 U.S.C. 1253 and 1255) and the Federal regulations at 30 CFR 730.11, 732.15, and 732.17(h)(10), decisions on proposed State regulatory programs and program amendments submitted by the States must be based solely on a determination of whether the submittal is consistent with SMCRA and its implementing Federal regulations and whether the other requirements of 30 CFR Parts 730, 731, and 732 have been met.

##### *Executive Order 13132—Federalism*

This rule does not have Federalism implications. SMCRA delineates the roles of the Federal and State governments with regard to the regulation of surface coal mining and reclamation operations. One of the purposes of SMCRA is to "establish a nationwide program to protect society and the environment from the adverse effects of surface coal mining operations." Section 503(a)(1) of SMCRA requires that State laws regulating surface coal mining and reclamation operations be "in accordance with" the requirements of SMCRA, and section 503(a)(7) requires that State programs contain rules and regulations "consistent with" regulations issued by the Secretary pursuant to SMCRA.

##### *Executive Order 13175—Consultation and Coordination With Indian Tribal Governments*

In accordance with Executive Order 13175, we have evaluated the potential effects of this rule on Federally-recognized Indian tribes and have determined that the rule does not have substantial direct effects on one or more Indian tribes, on the relationship between the Federal Government and Indian tribes, or on the distribution of power and responsibilities between the Federal Government and Indian tribes. The basis for this determination is that our decision is on a State regulatory program and does not involve a Federal regulation involving Indian lands.

##### *Executive Order 13211—Regulations That Significantly Affect the Supply, Distribution, or Use of Energy*

On May 18, 2001, the President issued Executive Order 13211 which requires agencies to prepare a Statement of Energy Effects for a rule that is (1) considered significant under Executive Order 12866, and (2) likely to have a significant adverse effect on the supply, distribution, or use of energy. Because this rule is exempt from review under Executive Order 12866 and is not expected to have a significant adverse effect on the supply, distribution, or use of energy, a Statement of Energy Effects is not required.

##### *National Environmental Policy Act*

This rule does not require an environmental impact statement because section 702(d) of SMCRA (30 U.S.C. 1292(d)) provides that agency decisions on proposed State regulatory program provisions do not constitute major Federal actions within the meaning of section 102(2)(C) of the

National Environmental Policy Act (42 U.S.C. 4332(2)(C)).

##### *Paperwork Reduction Act*

This rule does not contain information collection requirements that require approval by OMB under the Paperwork Reduction Act (44 U.S.C. 3507 *et seq.*).

##### *Regulatory Flexibility Act*

The Department of the Interior certifies that this rule will not have a significant economic impact on a substantial number of small entities under the Regulatory Flexibility Act (5 U.S.C. 601 *et seq.*). The State submittal, which is the subject of this rule, is based upon counterpart Federal regulations for which an economic analysis was prepared and certification made that such regulations would not have a significant economic effect upon a substantial number of small entities. In making the determination as to whether this rule would have a significant economic impact, the Department relied upon the data and assumptions for the counterpart Federal regulations.

##### *Small Business Regulatory Enforcement Fairness Act*

This rule is not a major rule under 5 U.S.C. 804(2), the Small Business Regulatory Enforcement Fairness Act. This rule: (a) Does not have an annual effect on the economy of \$100 million; (b) Will not cause a major increase in costs or prices for consumers, individual industries, Federal, State, or local government agencies, or geographic regions; and (c) Does not have significant adverse effects on competition, employment, investment, productivity, innovation, or the ability of U.S.-based enterprises to compete with foreign-based enterprises. This determination is based upon the fact that the State submittal which is the subject of this rule is based upon counterpart Federal regulations for which an analysis was prepared and a determination made that the Federal regulation was not considered a major rule.

##### *Unfunded Mandates*

This rule will not impose an unfunded mandate on State, local, or tribal governments or the private sector of \$100 million or more in any given year. This determination is based upon the fact that the State submittal, which is the subject of this rule, is based upon counterpart Federal regulations for which an analysis was prepared and a determination made that the Federal regulation did not impose an unfunded mandate.



**List of Subjects in 30 CFR Part 917**

Intergovernmental relations, Surface mining, Underground mining.

Dated: February 20, 2004.

**Brent Wahlquist,**

*Regional Director, Appalachian Regional Coordinating Center.*

■ For the reasons set out in the preamble, 30 CFR part 917 is amended as set forth below:

**PART 917—Kentucky**

■ 1. The authority citation for part 917 continues to read as follows:

**Authority:** 30 U.S.C. 1201 *et seq.*

■ 2. Section 917.15 is amended in the table by adding a new entry in chronological order by the "Date of Final Publication" to read as follows:

**§ 917.15 Approval of Kentucky regulatory program amendments.**

\* \* \* \* \*

Original amendment submission date	Date of final publication	Citation/description
July 30, 1997 .....	August 11, 2004 .....	405 KAR 8:001 Section 1(3), (20), (24), (46), (60), (65), (69), (86) and (108), Section 2(1) and (2); 405 KAR 8:030 Section 3(3)(d)1, Section 11(2)(a), Section 12(4)(a) and (b), Section 13(1)(b) and (3), Section 14(5), Section 15(5), Section 16, Section 20(3), Section 23(1)(g), Section 24(4)(e), Section 26(3), Section 27(2)(e), Section 32(3)(e), Section 34, Section 37(1)(b), Section 38(1) and (2); 405 KAR 8:040 Section 3(3)(d)1, Section 11(2)(a) and (4)(a), (b), Section 13(1)(b)2 and (3), Section 14(5), Section 15(5), Section 16, Section 20(3), Section 26, Section 32(1)(b)5 and (3)(e), Section 34, Section 37(1)(b), Section 39(1) and (2); 405 KAR 16:001 Section 1(3), (32), (46), (53), (63)- deleted, (81), (98), (99), (108), Section 2(1) and (2), 405 KAR 16:060 Section 1(4)(b), Section 2(2), Section 4(1), Section 8(1)(a), (b), (2)(a)-(e); 405 KAR 18:001 (3), (6), (24), (35), (49), (55), (61), (62)- deleted, (67), (68), (84), (100), (109), Section 2(1) and (2); 405 KAR 18:060 Section 1(4)(b), Section 2(2), Section 4(1), Section 12(1)(a), (b), (2)(a)-(e); 405 KAR 18:210 Section 1(1), (2) and (3), Section (1) and (3), Section 3, Section 4 and Section 5.

**§ 917.16 [Amended]**

- 3. Section 917.16 is amended by removing and reserving paragraph (m).
- 4. Section 917.17 is amended by revising the section heading and adding paragraph (a) to read as follows:

**§ 917.17 State regulatory program amendments not approved.**

(a) The amendment to Kentucky's regulations at 405 KAR 16:060 Section 8(4)(c); 18:060 Section 12(4)(c) and 18:210 Section 3(5)(c) which were originally submitted by Kentucky on July 30, 1997 and later amended are disapproved.

\* \* \* \* \*

[FR Doc. 04-18291 Filed 8-10-04; 8:45 am]  
BILLING CODE 4310-05-P

**DEPARTMENT OF HOMELAND SECURITY**

**Coast Guard**

**33 CFR Part 165**

[COTP San Francisco Bay 04-020]

RIN 1625-AA87

**Security Zone; Suisun Bay, Concord, CA**

**AGENCY:** Coast Guard, DHS.

**ACTION:** Temporary final rule.

**SUMMARY:** The Coast Guard is establishing a temporary security zone

in the navigable waters of the United States adjacent to Pier Three at the Military Ocean Terminal Concord (MOTCO), California (formerly United States Naval Weapons Center Concord, California). In light of recent terrorist actions against the United States, this security zone is necessary to ensure the safe loading of military equipment and to ensure the safety of the public from potential subversive acts. The security zone will prohibit all persons and vessels from entering, transiting through or anchoring within a portion of Suisun Bay within 500 yards of Pier Three at the MOTCO facility unless authorized by the Captain of the Port (COTP) or his designated representative.

**DATES:** This rule is effective from 7 a.m. on August 6, 2004, to 11:59 p.m. on September 6, 2004. If the need for this security zone ends before the scheduled termination time, the Captain of the Port will cease enforcement of the security zone and will announce that fact via Broadcast Notice to Mariners.

**ADDRESSES:** Documents indicated in this preamble as being available in the docket are part of docket (COTP San Francisco Bay 04-020) and are available for inspection or copying at Coast Guard Marine Safety Office San Francisco Bay, Coast Guard Island, Alameda, California 94501, between 9 a.m. and 4 p.m., Monday through Friday, except Federal holidays.

**FOR FURTHER INFORMATION CONTACT:** Lieutenant Doug L. Ebberts, U.S. Coast Guard Marine Safety Office San Francisco Bay, at (510) 437-2770.

**SUPPLEMENTARY INFORMATION: Regulatory Information**

We did not publish a notice of proposed rulemaking (NPRM) for this regulation. Under 5 U.S.C. 553(b)(B), the Coast Guard finds that good cause exists for not publishing an NPRM because the duration of the NPRM rulemaking process would extend beyond the actual period of the scheduled operations and defeat the protections afforded by the temporary rule to the cargo vessels, their crews, the public and national security.

Under 5 U.S.C. 553(d)(3), the Coast Guard finds that good cause exists for making this rule effective less than 30 days after publication in the **Federal Register** as the schedule and other logistical details were not known until a date fewer than 30 days prior to the start date of the military operation. Delaying this rule's effective date would be contrary to the public interest since the safety and security of the people, ports, waterways, and properties of the Port Chicago and Suisun Bay areas would be jeopardized without the protection afforded by this security zone.

**Background and Purpose**

Since the September 11, 2001, terrorist attacks on the World Trade

Center in New York, the Pentagon in Arlington, Virginia and Flight 93, the Federal Bureau of Investigation (FBI) has issued several warnings concerning the potential for additional terrorist attacks within the United States. In addition, the ongoing hostilities in Afghanistan and the conflict in Iraq have made it prudent for U.S. ports to be on a higher state of alert because Al-Qaeda and other organizations have declared an ongoing intention to conduct armed attacks on U.S. interests worldwide.

The threat of maritime attacks is real as evidenced by the attack on the *USS Cole* and the subsequent attack in October 2002 against a tank vessel off the coast of Yemen. These threats manifest a continuing threat to U.S. assets as described in the President's finding in Executive Order 13273 of August 21, 2002 (67 FR 56215, September 3, 2002), that the security of the U.S. is endangered by the September 11, 2001, attacks and that such aggression continues to endanger the international relations of the United States. See also Continuation of the National Emergency with Respect to Certain Terrorist Attacks (67 FR 58317, September 13, 2002), and Continuation of the National Emergency with Respect to Persons Who Commit, Threaten To Commit, Or Support Terrorism (67 FR 59447, September 20, 2002). The U.S. Maritime Administration (MARAD) in Advisory 02-07 advised U.S. shipping interests to maintain a heightened status of alert against possible terrorist attacks. MARAD more recently issued Advisory 03-05 informing operators of maritime interests of increased threat possibilities to vessels and facilities and a higher risk of terrorist attack to the transportation community in the United States. Ongoing foreign hostilities have made it prudent for U.S. ports and waterways to be on a higher state of alert because the Al-Qaeda organization and other similar organizations have declared an ongoing intention to conduct armed attacks on U.S. interests worldwide.

In its effort to thwart terrorist activity, the Coast Guard has increased safety and security measures on U.S. ports and waterways. As part of the Diplomatic Security and Antiterrorism Act of 1986 (Pub. L. 99-399), Congress amended section 7 of the Ports and Waterways Safety Act (PWSA), 33 U.S.C. 1226, to allow the Coast Guard to take actions, including the establishment of security and safety zones, to prevent or respond to acts of terrorism against individuals, vessels, or public or commercial structures. The Coast Guard also has authority to establish security zones pursuant to the Act of June 15, 1917, as

amended by the Magnuson Act of August 9, 1950 (50 U.S.C. 191 *et seq.*) and implementing regulations promulgated by the President in subparts 6.01 and 6.04 of part 6 of title 33 of the Code of Federal Regulations.

In this particular rulemaking, to address the aforementioned security concerns, United States Army officials have requested that the Captain of the Port, San Francisco Bay, California, establish a temporary security zone in the navigable waters of the United States within 500 yards of Pier Three at the Military Ocean Terminal Concord (MOTCO), California, to safeguard vessels, cargo and crew engaged in military operations. This temporary security zone is necessary to safeguard the MOTCO terminal and the surrounding property from sabotage or other subversive acts, accidents or criminal acts. This zone is also necessary to protect military operations from compromise and interference and to specifically protect the people, ports, waterways, and properties of the Port Chicago and Suisun Bay areas.

#### Discussion of Rule

In this temporary rule, the Coast Guard is establishing a fixed security zone encompassing the navigable waters, extending from the surface to the sea floor, within 500 yards of any portion of Pier Three at Military Ocean Terminal Concord (MOTCO), California. There are 3 existing piers at the MOTCO facility. Originally there were 4 piers, numbered One through Four from west to east, but Pier One was destroyed in an explosion in 1944. Therefore, Pier Three is the middle of the 3 remaining piers. The area encompassed by this security zone includes a portion of the Port Chicago Reach section of the deepwater channel. Persons and vessels are prohibited from entering, transiting through or anchoring within this security zone unless authorized by the Captain of the Port (COTP) or his designated representative.

The Captain of the Port will enforce this zone and may enlist the aid and cooperation of any Federal, State, county, municipal, and private agency to assist in the enforcement of the regulation. Section 165.33 of title 33, Code of Federal Regulations, prohibits any unauthorized person or vessel from entering or remaining in a security zone. Vessels or persons violating this section may be subject to the penalties set forth in 33 U.S.C. 1232 and 50 U.S.C. 192. Pursuant to 33 U.S.C. 1232, any violation of the security zone described herein, is punishable by civil penalties (not to exceed \$32,500 per violation, where each day of a continuing

violation is a separate violation), criminal penalties (imprisonment from 5 to 10 years and a maximum fine of \$250,000), and in rem liability against the offending vessel. Any person who violates this section using a dangerous weapon, or who engages in conduct that causes bodily injury or fear of imminent bodily injury to any officer authorized to enforce this regulation, will also face imprisonment from 10 to 25 years. Vessels or persons violating this section are also subject to the penalties set forth in 50 U.S.C. 192: Seizure and forfeiture of the vessel to the United States, a maximum criminal fine of \$10,000, imprisonment up to 10 years, and a civil penalty of not more than \$25,000 for each day of a continuing violation.

#### Regulatory Evaluation

This rule is not a "significant regulatory action" under section 3(f) of Executive Order 12866, Regulatory Planning and Review, and does not require an assessment of potential costs and benefits under section 6(a)(3) of that Order. The Office of Management and Budget has not reviewed it under that Order. It is not "significant" under the regulatory policies and procedures of the Department of Homeland Security (DHS).

Although this regulation restricts access to a portion of navigable waters, the effect of this regulation will not be significant because mariners will be advised about the security zone via public notice to mariners, and the zone will encompass only a small portion of the waterway for a short duration. In addition, vessels and persons may be allowed to enter this zone on a case-by-case basis with permission of the Captain of the Port or his designated representative.

The size of the zone is the minimum necessary to provide adequate protection for MOTCO, vessels engaged in operations at MOTCO, their crews, other vessels operating in the vicinity, and the public. The entities most likely to be affected are commercial vessels transiting to or from Suisun Bay via the Port Chicago Reach section of the channel.

#### Small Entities

Under the Regulatory Flexibility Act (5 U.S.C. 601-612), we have considered whether this rule would have a significant economic impact on a substantial number of small entities. The term "small entities" comprises small businesses, not-for-profit organizations that are independently owned and operated and are not dominant in their fields, and

governmental jurisdictions with populations of less than 50,000.

The Coast Guard certifies under 5 U.S.C. 605(b) that this rule will not have a significant economic impact on a substantial number of small entities. This rule will affect the following entities, some of which may be small entities: The owners and operators of vessels intending to anchor or transit to or from Suisun Bay via the Port Chicago Reach section of the channel. Although the security zone will occupy a section of the navigable channel (Port Chicago Reach) adjacent to the Marine Ocean Terminal Concord (MOTCO), vessels may receive authorization to transit through the zone by the Captain of the Port or his designated representative on a case-by-case basis. Additionally, vessels engaged in recreational activities, sightseeing and commercial fishing will have ample space outside of the security zone to engage in those activities. Small entities and the maritime public will be advised of this security zone via public notice to mariners.

#### Assistance for Small Entities

Under section 213(a) of the Small Business Regulatory Enforcement Fairness Act of 1996 (Pub. L. 104-121), we offer to assist small entities in understanding the rule so that they could better evaluate its effects on them and participate in the rulemaking process. If the rule will affect your small business, organization, or government jurisdiction and you have questions concerning its provisions or options for compliance, please contact the person listed under **FOR FURTHER INFORMATION CONTACT** for assistance in understanding this rule.

Small businesses may send comments on the actions of Federal employees who enforce, or otherwise determine compliance with, Federal regulations to the Small Business and Agriculture Regulatory Enforcement Ombudsman and the Regional Small Business Regulatory Fairness Boards. The Ombudsman evaluates these actions annually and rates each agency's responsiveness to small business. If you wish to comment on actions by employees of the Coast Guard, call 1-888-REG-FAIR (1-888-734-3247).

#### Collection of Information

This rule calls for no new collection of information under the Paperwork Reduction Act of 1995 (44 U.S.C. 3501-3520).

#### Federalism

A rule has implications for federalism under Executive Order 13132,

Federalism, if it has a substantial direct effect on State or local governments and would either preempt State law or impose a substantial direct cost of compliance on them. We have analyzed this rule under that Order and have determined that it does not have implications for federalism.

#### Unfunded Mandates Reform Act

The Unfunded Mandates Reform Act of 1995 (2 U.S.C. 1531-1538) requires Federal agencies to assess the effects of their discretionary regulatory actions. In particular, the Act addresses actions that may result in the expenditure by a State, local, or tribal government, in the aggregate, or by the private sector of \$100,000,000 or more in any one year. Though this rule will not result in such an expenditure, we do discuss the effects of this rule elsewhere in this preamble.

#### Taking of Private Property

This rule will not effect a taking of private property or otherwise have taking implications under Executive Order 12630, Governmental Actions and Interference with Constitutionally Protected Property Rights.

#### Civil Justice Reform

This rule meets applicable standards in sections 3(a) and 3(b)(2) of Executive Order 12988, Civil Justice Reform, to minimize litigation, eliminate ambiguity, and reduce burden.

#### Protection of Children

We have analyzed this rule under Executive Order 13045, Protection of Children from Environmental Health Risks and Safety Risks. This rule is not an economically significant rule and does not create an environmental risk to health or risk to safety that may disproportionately affect children.

#### Indian Tribal Governments

This rule does not have tribal implications under Executive Order 13175, Consultation and Coordination with Indian Tribal Governments, because it does not have a substantial direct effect on one or more Indian tribes, on the relationship between the Federal government and Indian tribes, or on the distribution of power and responsibilities between the Federal government and Indian tribes.

#### Energy Effects

We have analyzed this rule under Executive Order 13211, Actions Concerning Regulations That Significantly Affect Energy Supply, Distribution, or Use. We have determined that it is not a "significant

energy action" under that order because it is not a "significant regulatory action" under Executive Order 12866 and is not likely to have a significant adverse effect on the supply, distribution, or use of energy. The Administrator of the Office of Information and Regulatory Affairs has not designated it as a significant energy action. Therefore, it does not require a Statement of Energy Effects under Executive Order 13211.

#### Technical Standards

The National Technology Transfer and Advancement Act (NTTAA) (15 U.S.C. 272 note) directs agencies to use voluntary consensus standards in their regulatory activities unless the agency provides Congress, through the Office of Management and Budget, with an explanation of why using these standards would be inconsistent with applicable law or otherwise impractical. Voluntary consensus standards are technical standards (e.g., specifications of materials, performance, design, or operation; test methods; sampling procedures; and related management systems practices) that are developed or adopted by voluntary consensus standards bodies.

This rule does not use technical standards. Therefore, we did not consider the use of voluntary consensus standards.

#### Environment

We have analyzed this rule under Commandant Instruction M16475.ID, which guides the Coast Guard in complying with the National Environmental Policy Act of 1969 (NEPA) (42 U.S.C. 4321-4370f), and have concluded that there are no factors in this case that would limit the use of a categorical exclusion under section 2.B.2 of the Instruction. Therefore, this rule is categorically excluded, under figure 2-1, paragraph (34)(g), of the Instruction, from further environmental documentation because we are establishing a security zone.

A final "Environmental Analysis Check List" and a final "Categorical Exclusion Determination" will be available in the docket where located under **ADDRESSES**.

#### List of Subjects in 33 CFR Part 165

Harbors, Marine safety, Navigation (water), Reporting and recordkeeping requirements, Security measures, Waterways.

■ For the reasons discussed in the preamble, the Coast Guard amends 33 CFR part 165 as follows:

**PART 165—REGULATED NAVIGATION AREAS AND LIMITED ACCESS AREAS**

■ 1. The authority citation for part 165 continues to read as follows:

**Authority:** 33 U.S.C. 1226, 1231; 46 U.S.C. Chapter 701; 50 U.S.C. 191, 195; 33 CFR 1.05–1(g), 6.04–1, 6.04–6, and 160.5; Pub. L. 107–295, 116 Stat. 2064; Department of Homeland Security Delegation No. 0170.1.

■ 2. Add § 165.T11–037 to read as follows:

**§ 165.T11–037 Security Zone; Navigable Waters of the United States Surrounding Pier Three at Military Ocean Terminal Concord (MOTCO), Concord, California.**

(a) *Location.* The security zone will encompass the navigable waters, extending from the surface to the sea floor, within 500 yards of any portion of Pier Three at Military Ocean Terminal Concord (MOTCO), California.

(b) *Regulations.* (1) In accordance with the general regulations in § 165.33 of this part, entering, transiting through or anchoring in this zone is prohibited unless authorized by the Coast Guard Captain of the Port, San Francisco Bay, or his designated representative.

(2) Persons desiring to transit the area of this security zone may contact the Patrol Commander on scene on VHF–FM channel 13 or 16 or the Captain of the Port at telephone number 415–399–3547 to seek permission to transit the area. If permission is granted, all persons and vessels must comply with the instructions of the Captain of the Port or his designated representative.

(c) *Effective period.* This section becomes effective at 7 a.m. on August 6, 2004, and terminates at 11:59 p.m. on September 6, 2004. If the need for this security zone ends before the scheduled termination time, the Captain of the Port will cease enforcement of the security zone and will announce that fact via Broadcast Notice to Mariners.

Dated: July 30, 2004.

**Gerald M. Swanson,**

*Captain, U.S. Coast Guard, Captain of the Port, San Francisco Bay, California.*

[FR Doc. 04–18293 Filed 8–10–04; 8:45 am]

**BILLING CODE 4910–15–P**

**DEPARTMENT OF HOMELAND SECURITY****Coast Guard****33 CFR Part 165**

[COTP Charleston–04–100]

RIN 1625–AA87

**Security Zones; Charleston Harbor, Cooper River, SC**

**AGENCY:** Coast Guard, DHS.

**ACTION:** Temporary final rule.

**SUMMARY:** The Coast Guard is establishing a temporary fixed security zone in the waters from the Don Holt, I–526 Bridge, on the Cooper River to the entrance of Foster Creek on the Cooper River. This security zone is necessary to protect the public and ports from potential subversive acts during port embarkation operations. Vessels are prohibited from entering, transiting, anchoring, mooring, or loitering within this zone, unless specifically authorized by the Captain of the Port, Charleston, South Carolina or his or her designated representative.

**DATES:** This regulation is effective from 8 a.m. on July 23, 2004, until 8 a.m. on December 1, 2004.

**ADDRESSES:** Documents indicated in this preamble as being available in the docket, are part of docket (COTP Charleston 04–100) and are available for inspection or copying at Marine Safety Office Charleston, between 7:30 a.m. and 4 p.m., Monday through Friday, except Federal holidays.

**FOR FURTHER INFORMATION CONTACT:** LTJG Matthew Meskun, Coast Guard Marine Safety Office Charleston, at (843) 720–3272.

**SUPPLEMENTARY INFORMATION:****Regulatory Information**

We did not publish a notice of proposed rulemaking (NPRM) for this regulation. Under 5 U.S.C. 553 (b)(B), the Coast Guard finds that good cause exists for not publishing a NPRM. Publishing a NPRM would be contrary to public safety interests and national security. These regulations are needed to protect the public, the ports and waterways and the national security of the United States from potential subversive acts against vessels, port facilities and infrastructure during port embarkation operations. For the security concerns noted, it is in the public interest to have these regulations in effect without publishing a NPRM. Notifications will be made via marine information broadcasts to inform the

public about the existence of this security zone.

For the same reasons, under 5 U.S.C. 553(d)(3), the Coast Guard finds that good cause exists for making this rule effective less than 30 days after publication in the *Federal Register*.

**Background and Purpose**

Based on the September 11, 2001, terrorist attack on the World Trade Center and Pentagon, there is an increased risk that vessels or persons in close proximity to the Port of Charleston, South Carolina, may engage in subversive or terrorist acts against military installations or operations occurring within the security zone. The security zone is necessary to protect the safety of life and property on navigable waters and prevent potential terrorist threats aimed at military installations during strategic embarkation operations. The temporary security zone will encompass all waters from the Don Holt I–526 Bridge over the Cooper River to the entrance of Foster Creek on the Cooper River.

**Regulatory Evaluation**

This rule is not a “significant regulatory action” under section 3(f) of Executive Order 12866, Regulatory Planning and Review, and does not require an assessment of potential costs and benefits under section 6(a)(3) of that Order. The Office of Management and Budget has not reviewed it under that Order. It is not significant under the regulatory policies and procedures of the Department of Homeland Security (DHS).

The limited geographic area impacted by the security zone will not restrict the movement or routine operation of commercial or recreational vessels through the Port of Charleston. Also, an individual may request a waiver of these regulations from the Coast Guard Captain of the Port or his or her designated representative.

**Small Entities**

Under the Regulatory Flexibility Act (5 U.S.C. 601–612), we have considered whether this rule would have a significant economic effect on a substantial number of small entities. The term “small entities” comprises small businesses, not-for-profit organizations that are independently owned and operated and are not dominant in their fields, and governmental jurisdictions with populations of less than 50,000.

The Coast Guard certifies under 5 U.S.C. 605(b) that this rule will not have a significant economic impact on a substantial number of small entities

because the limited geographic area encompassed by the security zone will not restrict the movement or routine operation of commercial or recreational vessels through the Port of Charleston. Also, an individual may request a waiver of these regulations from the Coast Guard Captain of the Port of Charleston.

#### Assistance for Small Entities

Under section 213(a) of the Small Business Regulatory Enforcement Fairness Act of 1996 (Pub. L. 104-121), we offered to assist small entities in understanding the rule so that they could better evaluate its effects on them and participate in the rulemaking process. If the rule will affect your small business and you have questions concerning its provisions or options for compliance, please contact the person listed under **FOR FURTHER INFORMATION CONTACT**.

Small businesses may also send comments on the actions of Federal employees who enforce, or otherwise determine compliance with, Federal regulations to the Small Business and Agriculture Regulatory Enforcement Ombudsman and the Regional Small Business Regulatory Fairness Boards. The Ombudsman evaluates these actions annually and rates each agency's responsiveness to small business. If you wish to comment on actions by employees of the Coast Guard, call 1-888-REG-FAIR (1-888-734-3247).

#### Collection of Information

This rule calls for no new collection of information requirements under the Paperwork Reduction Act of 1995 (44 U.S.C. 3501-3520).

#### Federalism

A rule has implication for federalism under Executive Order 13132, Federalism, if it has a substantial direct effect on State or local governments and would either preempt State law or impose a substantial direct cost of compliance on them. We have analyzed this rule under that Order and have determined that it does not have implications for federalism.

#### Unfunded Mandates Reform Act

The Unfunded Mandates Reform Act of 1995 (2 U.S.C. 1531-1538) requires Federal agencies to assess the effects of their discretionary regulatory actions. In particular, the Act addresses actions that may result in the expenditure by a State, local, or tribal government, in the aggregate, or by the private sector of \$100,000,000 or more in any one year. Although this rule will not result in such expenditure, we do discuss the

effects of this rule elsewhere in this preamble.

#### Taking of Private Property

This rule will not effect a taking of private property or otherwise have taking implications under Executive Order 12630, Governmental Actions and Interference with Constitutionally Protected Property Rights.

#### Civil Justice Reform

This rule meets applicable standards in sections 3(a) and 3(b)(2) of Executive Order 12988, Civil Justice Reform, to minimize litigation, eliminate ambiguity, and reduce burden.

#### Protection of Children

We have analyzed this rule under Executive Order 13045, Protection of Children from Environmental Health Risks and Safety Risks. This rule is not an economically significant rule and does not create an environmental risk to health or risk to safety that may disproportionately affect children.

#### Indian Tribal Governments

This rule does not have tribal implications under Executive Order 13175, Consultation and Coordination with Indian Tribal Governments, because it does not have a substantial direct effect on one or more Indian tribes, on the relationships between the Federal government and Indian tribes, or on the distribution of power and responsibilities between the Federal government and Indian tribes.

#### Energy Effects

We have analyzed this rule under Executive Order 13211, Actions Concerning Regulations That Significantly Affect Energy Supply, Distribution, or Use. We have determined that it is not a "significant energy action" under that order because it is not a "significant regulatory action" under Executive Order 12866 and is not likely to have a significant adverse effect on the supply, distribution, or use of energy. It has not been designated by the Administrator of the Office of Information and Regulatory Affairs as a significant energy action. Therefore, it does not require a Statement of Energy Effects under Executive Order 13211.

#### Environment

We have analyzed this rule under Commandant Instruction M16475.1D, which guides the Coast Guard in complying with the National Environmental Policy Act of 1969 (NEPA) (42 U.S.C. 4321-4370f), and have concluded that there are no factors in this case that would limit the use of

a categorical exclusion under section 2.B.2 of the Instruction. Therefore, this rule is categorically excluded, under figure 2-1, paragraph (34)(g), of the Instruction, from further environmental documentation. Under figure 2-1, paragraph (34)(g), of the Instruction, an "Environmental Analysis Check List" and a "Categorical Exclusion Determination" are not required for this rule.

#### List of Subjects in 33 CFR Part 165

Harbors, Marine safety, Navigation (water), Reporting and recordkeeping requirements, Security measures, Waterways.

■ For the reasons discussed in the preamble, the Coast Guard amends 33 CFR Part 165, as follows:

#### PART 165—REGULATED NAVIGATION AREAS AND LIMITED ACCESS AREAS

■ 1. The authority citation for part 165 continues to read as follows:

**Authority:** 33 U.S.C. 1226, 1231; 50 U.S.C. 191; 33 CFR 1.05-1(g), 6.04-1, 6.04-6, and 160.5; Department of Homeland Security Delegation No. 0170.1.

■ 2. A new temporary section 165.T-07-100 is added to read as follows:

#### § 165.T-07-100 Security Zone; Charleston Harbor, Cooper River, South Carolina.

(a) *Location.* The following is a security zone: All waters of the Cooper River, from surface to bottom and bank to bank, from the Don Holt I-526 Bridge to the intersection of Foster Creek.

(b) *Regulations.* (1) Vessels and persons are prohibited from entering, transiting, mooring, anchoring, or loitering within the security zone unless authorized by the Captain of the Port Charleston, South Carolina or his or her designated representative.

(2) Persons desiring to transit the area of the security zone may contact the Captain of the Port via VHF-FM channel 16 or by telephone (843) 720-3240 to seek permission to transit the area. If permission is granted, all persons and vessels must comply with the instructions of the Captain of the Port or his or her designated representative.

(c) *Effective Period.* This section is effective from 8 a.m. on July 23, 2004 until 8 a.m. on December 1, 2004.

Dated: July 23, 2004.

**John E. Cameron,**

*Commander, U. S. Coast Guard, Captain of the Port, Charleston, South Carolina.*

[FR Doc. 04-18294 Filed 8-10-04; 8:45 am]

BILLING CODE 4910-15-P

**ENVIRONMENTAL PROTECTION  
AGENCY**
**40 CFR Part 81**
**[CA 109-RECLAS; FRL-7800-5]**
**Finding of Failure To Attain and  
Reclassification to Serious  
Nonattainment; Imperial Valley  
Planning Area; California; Particulate  
Matter of 10 Microns or Less**
**AGENCY:** Environmental Protection Agency.

**ACTION:** Final rule.

**SUMMARY:** EPA is taking final action under the Clean Air Act (CAA) to find that the Imperial Valley Planning Area (Imperial Valley), a moderate nonattainment area for particulate matter of 10 microns or less (PM-10), failed to attain the National Ambient Air Quality Standards (NAAQS) by the statutory deadline of December 31, 1994, and to reclassify the area as a serious PM-10 nonattainment area. Today's action is in response to a recent decision by the U.S. Court of Appeals for the Ninth Circuit that vacated EPA's earlier approval of Imperial County's demonstration that the Imperial Valley would have attained the NAAQS by December 31, 1994, but for emissions emanating from outside the United States, *i.e.*, Mexico. EPA's approval had the effect of allowing Imperial Valley to remain a moderate nonattainment area. In vacating that approval, the Court specifically directed EPA to reclassify Imperial Valley as a serious PM-10 nonattainment area.

**EFFECTIVE DATE:** This rule is effective on September 10, 2004.

**ADDRESSES:** You can inspect and copy the docket for this action at our Region IX office during normal business hours (*see* address below). Due to increased security, we suggest that you call at least 24 hours prior to visiting the Regional Office so that we can make arrangements to have someone meet you. The **Federal Register** notice is also available as an electronic file on EPA's Region 9 Web page at <http://www.epa.gov/region09/air>.

Planning Office (AIR-2), Air Division, U.S. Environmental Protection Agency, Region IX, 75 Hawthorne Street, San Francisco, CA 94105.

**FOR FURTHER INFORMATION CONTACT:** David Wampler, U.S. Environmental Protection Agency, Region 9, Air Division, Planning Office (AIR-2), 75 Hawthorne Street, San Francisco, CA 94105; (415) 972-3975; [wampler.david@epa.gov](mailto:wampler.david@epa.gov).

**SUPPLEMENTARY INFORMATION:**

Throughout this document, the words "we," "us," or "our" mean U.S. EPA.

**I. Background**

Imperial County is located in the southeastern corner of California. It has borders with Mexico to the south, Arizona to the east, and San Diego County to the west. Most of Imperial County falls within the Imperial Valley Planning Area (Imperial Valley). 40 CFR part 81.

Since the 1990 Amendments to the CAA, Imperial Valley has been classified as a moderate PM-10 nonattainment area. The CAA requires that moderate areas attain the PM-10 NAAQS by December 31, 1994. CAA section 188(c)(1). Moderate areas failing to attain the NAAQS by the prescribed attainment date must be reclassified as "serious" under CAA section 188(b)(2). However, CAA section 179(B)(d) provides that any area that establishes to the satisfaction of EPA that it would have attained the PM-10 NAAQS by the applicable attainment date but for emissions emanating from outside the United States, is not subject to the provisions of CAA section 182(b)(2), *i.e.*, reclassification to "serious" nonattainment.

The Imperial County Air Pollution Control District (ICAPCD) and the California Air Resources Board (CARB) submitted evidence that Imperial Valley would have attained the PM-10 NAAQS by the 1994 attainment date but for transport from Mexico. The primary information prepared by ICAPCD is the "Imperial County PM-10 Attainment Demonstration" (179B(d) demonstration) which CARB submitted to EPA on July 18, 2001.

On August 10, 2001, EPA published in the **Federal Register** a proposed rule that considered two alternatives. 66 FR 42187. Our first alternative proposed to find that the State of California had established to EPA's satisfaction that Imperial Valley would have attained the PM-10 NAAQS by the applicable CAA attainment date, December 31, 1994, but for emissions emanating from Mexico. Our second alternative proposed, based on monitored data during the years 1992-1994, to find that Imperial Valley did not attain the PM-10 NAAQS by its CAA mandated attainment date. This second proposal, if finalized, would have resulted in the area's reclassification to serious.

After consideration of the 179B(d) demonstration and the comments received on the proposal, on October 19, 2001, we finalized our first proposed alternative which found that Imperial Valley would have attained the PM-10

NAAQS by December 1994 but for PM-10 emissions emanating from Mexico. 66 FR 53106.

The Sierra Club petitioned for review of our October 2001 final action in the U.S. Court of Appeals for the Ninth Circuit. On October 9, 2003, the Court issued its opinion. *Sierra Club v. United States Environmental Protection Agency*, et al., 352 F.3d 1186. The Court rejected EPA's factual determination with respect to two days, January 19 and 25, 1993, on which PM-10 exceedances of the 24-hour PM-10 NAAQS occurred, finding that "[b]ased on the data and the reports in the record, there simply is no possibility that Mexican transport could have caused the observed PM-10 exceedances. \* \* \*" The effect of this conclusion is that the Imperial Valley had exceedances of the PM-10 NAAQS that preclude a finding that the area would have attained the NAAQS by 1994. The Court, concluding that further administrative proceedings with respect to the 1994 exceedances would serve no useful purpose, instructed EPA to reclassify Imperial Valley as a serious PM-10 nonattainment area.

On December 18, 2003, the Ninth Circuit denied a petition for rehearing by ICAPCD, an intervener in the case, slightly revised its October 9, 2003, opinion, and granted ICAPCD's motion to stay the mandate until March 17, 2004, to permit ICAPCD to file a petition for a writ of certiorari in the U.S. Supreme Court. Imperial County did so on March 17, 2004. On June 21, 2004, the Supreme Court declined to hear the case. *Imperial County Air Pollution Control District v. Sierra Club, et al.*, 72 U.S.L.W. 3757. Thereafter the stay was lifted and the mandate issued.

**II. Final Action**
**A. Rule**

In response to the Ninth Circuit's October 9, 2003, opinion, and pursuant to CAA section 188(b)(2), EPA is finding that Imperial Valley failed to attain the PM-10 NAAQS by the statutory deadline of December 31, 1994, and is therefore reclassifying the area from a moderate to a serious PM-10 nonattainment area.<sup>1</sup> Today's final action applies to the entire Imperial Valley planning area which includes the Quechan Indian Tribe in the southeastern corner of the area, and the Torrez-Martinez Tribe in the northwestern corner of the area. EPA

<sup>1</sup> Note that as a result of the Court's opinion and order, we are not taking action on our August 10, 2001, alternative proposal to find that Imperial Valley failed to attain the PM-10 NAAQS by the moderate area statutory deadline. Instead we are adopting the Court's factual determination in today's final finding.

has contacted both Tribes to discuss the non-discretionary nature of this action and how the rulemaking may impact them.

All serious PM-10 nonattainment areas were required to attain the standards by no later than December 31, 2001, unless granted a one-time extension of up to five years. CAA section 188(c)(2) and (e). Elsewhere in this *Federal Register*, we are proposing to find that Imperial Valley failed to attain by December 31, 2001.

#### *B. Notice and Comment Under the Administrative Procedure Act*

While this rule constitutes final agency action, EPA finds good cause to forego prior notice and comment under the Administrative Procedure Act (APA), 5 U.S.C. 553(b). Notice and comment are unnecessary because no EPA judgment is involved in adopting the Ninth Circuit Court of Appeals' factual determination in *Sierra Club* that Imperial Valley failed to attain the PM-10 standards by December 31, 1994, and in carrying out the Court's order to reclassify the area from moderate to serious nonattainment. In short, EPA is simply implementing administratively a result that was compelled by the Court.

#### III. Administrative Requirements

Under Executive Order 12866 (58 FR 51735, October 4, 1993), this action is not a "significant regulatory action" and therefore is not subject to review by the Office of Management and Budget. EPA has determined that the finding of failure to attain would not result in any of the effects identified in Executive Order 12866 sec. 3(f). Findings of failure to attain under section 188(b)(2) of the CAA are based solely upon air quality considerations and the subsequent nonattainment area reclassification must occur by operation of law in light of those air quality conditions. These actions do not, in and of themselves, impose any new requirements on any sectors of the economy. In addition, because the statutory requirements are clearly defined with respect to the differently classified areas, and because those requirements are automatically triggered by classifications that, in turn, are triggered by air quality values, findings of failure to attain and reclassification cannot be said to impose

a materially adverse impact on State, local, or tribal governments or communities. For the aforementioned reasons, this action is also not subject to Executive Order 32111, "Actions Concerning Regulations That Significantly Affect Energy Supply, Distribution, or Use" (66 FR 28355, May 22, 2001). Accordingly, the Administrator certifies that this rule will not have a significant economic impact on a substantial number of small entities under the Regulatory Flexibility Act (5 U.S.C. 601 *et seq.*). These actions do not contain any unfunded mandate or significantly or uniquely affect small governments, as described in the Unfunded Mandates Reform Act of 1995 (Public Law 104-4) for the following reasons: (1) The finding of failure to attain is a factual determination based on air quality considerations; and (2) the resulting reclassification must occur by operation of law and will not impose any Federal intergovernmental mandate. Two Indian tribes have reservations located within the boundaries of Imperial County. EPA is responsible for the implementation of Federal Clean Air Act programs in Indian country, including reclassifications. EPA has notified the affected tribal officials and will be consulting with them, as provided for by Executive Order 13175 (65 FR 67249, November 9, 2000). Because EPA is required by Court Order to reclassify the Imperial Valley PM-10 planning area to serious nonattainment, and because reclassifications in and of themselves do not impose any Federal intergovernmental mandate, this rule also does not have Federalism implications as it does not have substantial direct effects on the States, on the relationship between the national government and the States, or on the distribution of power and responsibilities among the various levels of government, as specified in Executive Order 13132 (64 FR 43255, August 10, 1999). These actions are also not subject to Executive Order 13045, *Protection of Children from Environmental Health Risks and Safety Rules*, (62 FR 19885, April 23, 1997), because they are not economically significant. As discussed above, findings of failure to attain under section 188(b)(2) of the CAA are based solely upon air quality considerations and the

subsequent nonattainment area reclassification must occur by operation of law in light of those air quality conditions. In this context, it would thus be inconsistent with applicable law for EPA, when it makes a finding of failure to attain to use voluntary consensus standards. Thus, the requirements of section 12(d) of the National Technology Transfer and Advancement Act of 1995 (15 U.S.C. 272 note) do not apply. This rule does not impose an information collection burden under the provisions of the Paperwork Reduction Act of 1995 (44 U.S.C. 3501 *et seq.*). The Congressional Review Act, 5 U.S.C. 801 *et seq.*, as added by the Small Business Regulatory Enforcement Fairness Act of 1996, generally provides that before a rule may take effect, the agency promulgating the rule must submit a rule report, which includes a copy of the rule, to each House of the Congress and to the Comptroller General of the United States. EPA will submit a report containing this rule and other required information to the U.S. Senate, the U.S. House of Representatives, and the Comptroller General of the United States prior to publication of the rule in the *Federal Register*. A major rule cannot take effect until 60 days after it is published in the *Federal Register*. This action is not a "major rule" as defined by 5 U.S.C. 804(2).

#### List of Subjects in 40 CFR Part 81

Environmental protection, Air pollution control, National parks, Wilderness areas.

Dated: August 3, 2004.

Wayne Nastri,

Regional Administrator, Region IX.

■ 40 CFR part 81 is amended as follows:

#### PART 81 [AMENDED]

■ 1. The authority citation for part 81 continues to read as follows:

Authority: 42 U.S.C. 7401, *et seq.*

■ 2. In § 81.305 amend the table for "California—PM-10" by revising the entry for "Imperial County, Imperial Valley Planning Area," to read as follows:

§ 81.305 California.

\* \* \* \* \*

CALIFORNIA—PM-10

Designated area	Designation		Classification	
	Date	Type	Date	Type
Imperial County: Imperial Valley planning area .....	November 15, 1990 .....	Nonattainment .....	9/8/04	Serious.

\* \* \* \* \*  
 [FR Doc. 04-18378 Filed 8-10-04; 8:45 am]  
 BILLING CODE 6560-50-P

**ENVIRONMENTAL PROTECTION AGENCY**

**40 CFR Part 112**  
 [OPA-2004-0003; FRL-7800-2]  
 RIN 2050-AC62

**Oil Pollution Prevention and Response; Non-Transportation-Related Onshore and Offshore Facilities**

**AGENCY:** Environmental Protection Agency (EPA).  
**ACTION:** Final rule.

**SUMMARY:** The Environmental Protection Agency (EPA or we) is today extending by eighteen months certain upcoming compliance dates for the July 2002 Spill Prevention Control and Countermeasure (SPCC or Plan) amendments. The dates affected by today's final rule are the date for a facility to amend its Plan and the date for a facility to implement that amended Plan in a manner that complies with the newly amended requirements (or, in the case of facilities becoming operational after August 16, 2002, prepare and implement a Plan that complies with the newly amended requirements). We are also amending the compliance deadline for onshore and offshore mobile facilities. In light of a recent partial settlement of litigation involving the July 2002 amendments, we are extending the compliance dates to, among other things, provide sufficient time for the regulated community to undertake the actions necessary to update (or prepare) their Plans. The final rule is also intended to alleviate the need for individual extension requests.

**DATES:** This final rule is effective August 11, 2004.

**ADDRESSES:** The docket for this rulemaking is located in the EPA Docket Center at 1301 Constitution Ave., NW., EPA West, Suite B-102, Washington, DC 20460. The docket number for the final rule is OPA-2004-0003. The docket is

contained in the EPA Docket Center and is available for inspection by appointment only, between the hours of 8:30 a.m. and 4:30 p.m., Monday through Friday, excluding legal holidays. You may make an appointment to view the docket by calling 202-566-0276. You may copy a maximum of 100 pages from any regulatory docket at no cost. If the number of pages exceeds 100, however, we will charge you \$0.15 for each page after 100. The docket will mail copies of materials to you if you are outside of the Washington, DC metropolitan area.

**FOR FURTHER INFORMATION CONTACT:** For general information, contact the RCRA/CERCLA Call Center at 800-424-9346 or TDD 800-553-7672 (hearing impaired). In the Washington, DC metropolitan area, call 703-412-9810 or TDD 703-412-3323. For more detailed information on specific aspects of this final rule, contact Hugo Paul Fleischman at 703-603-8769 ([fleischman.hugo@epa.gov](mailto:fleischman.hugo@epa.gov)); or Mark W. Howard at 703-603-8715 ([howard.markw@epa.gov](mailto:howard.markw@epa.gov)), U.S. Environmental Protection Agency, 1200 Pennsylvania Avenue, NW., Washington, DC 20460-0002, Mail Code 5203G.

**SUPPLEMENTARY INFORMATION:** This final rule concerns an eighteen-month extension of the current deadlines contained in 40 CFR 112.3(a) and (b), and an amendment of the compliance dates for 40 CFR 112.3(c). The contents of this preamble are as follows:

- I. General Information
- II. Entities Affected by This Final Rule
- III. Statutory Authority
- IV. Background
- V. Today's Action
- VI. Statutory and Executive Order Reviews

**I. General Information**

**Introduction.** For the reasons explained in Section V of this notice, the Environmental Protection Agency (EPA or we) is today extending by eighteen months the dates in 40 CFR 112.3(a) and (b) for a facility to amend and implement its Plan that complies with the newly amended requirements (or, in the case of a facility becoming

operational after August 16, 2002, prepare and implement a Plan in a manner that complies with the newly amended requirements). Today's rule extends these deadlines for eighteen months from the dates promulgated in the April 17, 2003, SPCC rule amendment. See 68 FR 18890. Since today's action extends the compliance dates, it is not necessary to file a request for an extension of time pursuant to § 112.3(f) beyond the existing compliance dates. If a facility owner or operator has already filed for an extension, such a request is invalidated by today's action. If an extension beyond the additional eighteen months is necessary, a request for an extension of time pursuant to § 112.3(f) must be submitted.

We are also amending the compliance deadlines in 40 CFR 112.3(c) for mobile facilities.

*How Can I Get Copies Of The Background Materials Supporting Today's Final Rule or Other Related Information?*

1. EPA has established an official public docket for this final rule under Docket ID No. OPA-2004-0003. The official public docket consists of the documents specifically referenced in this final rule and other information related to this final rule. Although a part of the official docket, the public docket does not include Confidential Business Information (CBI) or other information whose disclosure is restricted by statute. The official public docket is the collection of materials that is available for public viewing at the EPA Docket Center located at 1301 Constitution Ave., NW., EPA West Building, Room B-102, Washington, DC 20004.

2. **Electronic Access.** You may access this Federal Register document electronically through the EPA Internet under the Federal Register listings at <http://www.epa.gov/fedrgstr>.

You may use EPA Dockets at <http://www.epa.gov/edocket/> to access the index listing of the contents of the official public docket, and to access those documents in the public docket that are available electronically. Once in



the system, select "search," then key in the docket identification number.

Certain types of information will not be placed in the EPA Dockets. Information claimed as CBI, and other information whose disclosure is restricted by statute, which is not included in the official public docket, will not be available for public viewing in EPA's electronic public docket. EPA's

policy is that copyrighted material will not be placed in EPA's electronic public docket, but will be available only in printed, paper form in the official public docket. To the extent feasible, publicly available docket materials will be made available in EPA's electronic public docket. When a document is selected from the index list in EPA Dockets, the

system will identify whether the document is available for viewing in EPA's electronic public docket. Although not all docket materials may be available electronically, you may still access any of the publicly available docket materials through the docket facility identified above.

**II. Entities Affected by This Rule**

Industry category	NAICS code
Crop and Animal Production .....	111-112
Crude Petroleum and Natural Gas Extraction .....	211111
Coal Mining, Non-Metallic Mineral Mining and Quarrying .....	2121/2123/213114/213116
Electric Power Generation, Transmission, and Distribution .....	2211
Heavy Construction .....	234
Petroleum and Coal Products Manufacturing .....	324
Other Manufacturing .....	31-33
Petroleum Bulk Stations and Terminals .....	42271
Automotive Rental and Leasing .....	5321
Heating Oil Dealers .....	454311
Transportation (including Pipelines), Warehousing, and Marinas .....	482-486/488112-48819/4883/48849/492-493/71393
Elementary and Secondary Schools, Colleges .....	6111-6113
Hospitals/Nursing and Residential Care Facilities .....	622-623

The list of potentially affected entities in the above table may not be exhaustive. Our aim is to provide a guide for readers regarding those entities that EPA is aware potentially could be affected by this action. However, this action may affect other entities not listed in the table. If you have questions regarding the applicability of this action to a particular entity, consult the person listed in the preceding section entitled **FOR FURTHER INFORMATION CONTACT**.

**III. Statutory Authority**

33 U.S.C. 1251 *et seq.*; 33 U.S.C. 2720; E.O. 12777 (October 18, 1991), 3 CFR, 1991 Comp., p. 351.

**IV. Background**

On July 17, 2002, at 67 FR 47042, EPA published final amendments to the SPCC rule. The rule was effective August 16, 2002. The rule included compliance dates in § 112.3(a) and (b); however, the original compliance dates were extended for eighteen months on April 17, 2003 (68 FR 18890).

**V. Today's Action**

EPA is extending by an additional eighteen months the compliance dates in § 112.3(a) and (b), and amending the compliance deadline in § 112.3(c). Thus, an onshore or offshore facility that: (1) Was in operation on or before August 16, 2002, must maintain its Plan, but must amend it, if necessary to ensure compliance, on or before February 17, 2006, and must implement the amended Plan as soon as possible, but not later than August 18, 2006; (2) becomes

operational after August 16, 2002, through August 18, 2006, and could reasonably be expected to have a discharge as described in 40 CFR 112.1(b), must prepare a Plan on or before August 18, 2006, and fully implement it as soon as possible, but not later than August 18, 2006; and (3) becomes operational after August 18, 2006, and could reasonably be expected to have a discharge as described in 40 CFR 112.1(b), must prepare and implement a Plan before it begins operations. An onshore or offshore mobile facility must amend its Plan, if necessary, and implement such amendments by August 18, 2006. Today's rule is immediately effective; EPA is invoking the exception to the 30-day notice requirement in the Administrative Procedure Act because the purpose of the rulemaking is to relieve a restriction (5 U.S.C. 553(d)(1)). Furthermore, the existing compliance date for amending a Plan is August 17, 2004, and a 30-day notice requirement will extend past that date.

After the publication of the July 17, 2002, final rule amending the SPCC regulation (67 FR 47042), several members of the regulated community filed legal challenges to certain aspects of the rule. *See, American Petroleum Institute v. Leavitt et al.*, No. 1:102CV02247 PLF and consolidated cases (D.D.C. filed November 14, 2002).<sup>1</sup> Settlement discussions between EPA

and the plaintiffs have led to an agreement on all issues except one. In a separate notice, EPA recently published clarifications developed by the Agency during the course of settlement proceedings (and which provided the basis for the settlement agreement) regarding the SPCC regulation. *See* 69 FR 29728, May 25, 2004.

We believe it is appropriate to provide members of the regulated community with sufficient time to understand these clarifications and be able to incorporate them, as appropriate, in preparing and updating their SPCC Plans in accordance with the 2002 amendments. Therefore, we believe that the current compliance dates are insufficient for this purpose, and that it would be inefficient to use scarce Agency resources to address this problem by processing individual extension requests.

**A. Comments<sup>2</sup>**

**Extension of Time.** On June 17, 2004, EPA proposed to extend certain upcoming SPCC compliance dates by 12 months. The majority of commenters<sup>3</sup> supported this one-year compliance deadline extension to allow the

<sup>1</sup> Lead plaintiffs in the cases were American Petroleum Institute (API), Marathon Oil Co., and the Petroleum Marketers Association of America (PMAA).

<sup>2</sup> This section, and Section B below, contain a summary of the comments received on the proposal, and the Agency's responses to such comments. For more detailed and additional information, see the response-to-comments document in the docket for today's rule.

<sup>3</sup> Commenters mainly represented oil industry interests, as well as a number of other industrial sectors (agriculture, paints and coatings, electrical, construction materials, transportation, etc.) and professional engineers.

regulated community sufficient time to understand and incorporate recent clarifications of the SPCC rule. However, several commenters suggested extension time frames longer than one year, one commenter believed that no extension was necessary, and still another commenter suggested that EPA withdraw the SPCC rule altogether.

Commenters who recommended extending compliance deadlines confirmed the Agency's view at the time of proposal that an extension is appropriate to provide the regulated community with sufficient time to understand and incorporate, as appropriate, the clarifications to the SPCC rule when preparing and updating their SPCC Plans in accordance with the 2002 amendments. Commenters also agreed that an extension is appropriate to eliminate the need for individual extension requests during this time. In addition, commenters also supported the extension of the compliance deadlines in order to provide more time to the regulated community to perform implementation-related activities such as staff training; fiscal budgeting; obtaining professional engineer certification; and to prevent a shortage of materials, equipment, and technical expertise to implement the Plans. Numerous commenters stated that the additional time would also be useful in order to receive and incorporate additional clarification and guidance on the SPCC rule from EPA.

As noted above, several commenters suggested extensions longer than the proposed one-year extension. These suggestions ranged from 18 months to two years to "a much greater time" for facilities to amend and/or implement their Plan. Some commenters cited a variety of reasons for a longer extension, including issues cited above, as well as weather-related concerns for a February implementation deadline, a preference for longer-term budgetary planning, time to develop industry-specific best management practices, and a need for an additional construction season. Some commenters requested that compliance dates be extended until after the completion of a further rule revision. Finally, a number of commenters suggested a longer time extension for further clarification and resolution of issues outside the scope of the litigation settlement discussions; that is, commenters were concerned about the number and scope of technical issues that EPA plans to clarify, and suggested that more than 12 months would be necessary for EPA to develop guidance and for facilities to make appropriate changes to their Plans.

*Scope of the Extension.* A few commenters requested that an extension of the compliance deadlines also apply to the facilities described in § 112.3(c), mobile facilities. Another commenter requested that EPA reaffirm the statement that the Agency made in the preamble to the April 17, 2003, final rule, which clarified that the extension granted at that time applied only to "new or more stringent compliance obligations" imposed by the July 2002 amendments and not to provisions in the amendments that provide regulatory relief.

Some commenters expressed concern that EPA would not be able to publish the final rule extending the deadlines by July 17, 2004, in which case they requested that the Agency issue an interim final rule by that date, extending the deadlines as long as necessary to finalize this proposed rule.

#### B. Response to Comments

*Extension of Time in General.* In reviewing the comments, we have been persuaded that more than one year is appropriate for facilities to come into compliance with the SPCC amendments. This is due to the need to provide sufficient time for the regulated community to take actions necessary to update (or prepare) their Plans in light of the partial settlement of litigation involving the July 2002 amendments.

However, two commenters did not support any extension. One commenter expressed a concern that political interests motivated the Agency's decision to extend the compliance deadlines. Accordingly, the commenter did not support an extension and instead stated that the compliance deadline should be, at the latest, January 1, 2005, although no rationale for this date was given. The Agency reiterates that the compliance date extension is intended to give members of the regulated community sufficient time to understand and incorporate recent clarifications to the SPCC rule.

Another commenter opposed promulgating the extension of the compliance deadline and instead suggested that EPA withdraw the revised final SPCC rule (67 FR 47042) entirely. The commenter suggested that EPA repropose the SPCC rule employing full notice and comment rulemaking procedures, and until then rely on the 1973 version of the SPCC rule (38 FR 34164). The commenter suggested the proposed rule be withdrawn because he felt: (1) EPA failed to use a single notice and single comment rulemaking procedure on the SPCC rule, (2) the proposed rule is necessitated by an incorrect economic analysis of the

impact of the 2002 amendments, and (3) the proposed rule is flawed by lack of closure regarding the definition of "navigable waters." EPA does not believe that any of these issues provide a legitimate justification for withdrawing the revised SPCC rule. Moreover, these issues are not within the scope of today's rulemaking. The Agency confirms its belief that extending the compliance dates is necessary.

*Extension of Time.* Although the majority of commenters indicated that a one-year extension was warranted, several commenters made a compelling case for a time frame different than the proposed one-year extension. With respect to comments requesting additional guidance, the Agency notes that in an effort separate from this rulemaking, EPA has been working to assess the need for guidance on implementing various areas relating to the 2002 SPCC amendments and will continue this process, as appropriate.

In situations where the extension does not provide sufficient relief for an individual facility, that facility may seek an extension under 40 CFR 112.3(f), where applicable. It is EPA's belief, however, that the eighteen-month extension will provide enough relief to prevent the Agency from again being faced with the prospect of an overwhelming number of requests for individual extensions under § 112.3(f).

*Scope of the Extension.* With regard to the comments asking for a revised compliance date for the requirements in § 112.3(c), we are persuaded that the compliance deadlines for onshore and offshore mobile facilities should also be amended because such facilities face the same challenges to amend and implement their Plans in light of the partial settlement of litigation.

In response to the commenter asking EPA to reaffirm the statement that the Agency made in the preamble to the April 17, 2003, final rule, EPA restates that to the extent that the July 2002 rule imposes new or more stringent compliance obligations than in the 1973 SPCC rule, the deadlines in 40 CFR 112.3(a) and (b) for the fulfillment of those obligations are again extended under today's final rule, as well as the deadline in 40 CFR 112.3(c). A provision that provides regulatory relief in the revised rule is not affected by today's compliance deadline extensions because such provisions are not addressed by 40 CFR 112.3(a), (b), or (c), and these are not provisions for which it would be "necessary" to amend existing Plans "to ensure compliance with" the July 2002 amendments.

In response to the commenter who recommended that EPA either publish this final rule by July 17, 2004, or issue an interim final rule to extend the deadlines as long as necessary to finalize this rule, EPA states that it is aware of the scheduling concerns regarding the extension of compliance deadlines and believes it has issued the final rule such that the regulated community will not be burdened with preparing individual extension requests.

## VI. Statutory and Executive Order Reviews

### A. Executive Order 12866—OMB Review

Under Executive Order 12866 (58 FR 51735, October 4, 1993), the Agency must determine whether a regulatory action is "significant" and therefore subject to Office of Management and Budget (OMB) review and the requirements of the Executive Order. The order defines "significant regulatory action" as one that is likely to result in a rule that may:

(1) Have an annual effect on the economy of \$100 million or more or adversely affect in a material way the economy, a sector of the economy, productivity, competition, jobs, the environment, public health or safety, or State, local, or tribal governments or communities;

(2) Create a serious inconsistency or otherwise interfere with an action taken or planned by another agency;

(3) Materially alter the budgetary impact of entitlements, grants, user fees, or loan programs or the rights and obligations of recipients thereof; or

(4) Raise novel legal or policy issues arising out of legal mandates, the President's priorities, or the principles set forth in the Executive Order.

Pursuant to the terms of Executive Order 12866, it has been determined that this final rule is a "significant regulatory action" because it (4) raises novel legal or policy issues arising out of legal mandates, the President's priorities, or the principles set forth in the Executive Order. As such, this action was submitted to the Office of Management and Budget (OMB) for review. Changes made in response to OMB suggestions or recommendations are documented in the docket for today's final rule.

### B. Paperwork Reduction Act

This final rule does not impose an information collection burden under the provisions of the Paperwork Reduction Act of 1995 (44 U.S.C. 3501 *et seq.*).

### C. Regulatory Flexibility Act

The Regulatory Flexibility Act (R.F.A.) generally requires an agency to

prepare a regulatory flexibility analysis of any rule subject to notice and comment rulemaking requirements under the Administrative Procedure Act or any other statute unless the agency certifies that the rule will not have a significant economic impact on a substantial number of small entities. Small entities include small businesses, small organizations, and small governmental jurisdictions.

For purposes of assessing the impacts of today's final rule on small entities, small entity is defined as: (1) A small business as defined in the Small Business Administration's (SBA) regulations at 13 CFR 121.201—the SBA defines small businesses by category of business using North American Industry Classification System (NAICS) codes, and in the case of farms and production facilities, which constitute a large percentage of the facilities affected by this final rule, generally defines small businesses as having less than \$500,000 in revenues or 500 employees, respectively; (2) a small governmental jurisdiction that is a government of a city, county, town, school district or special district with a population of less than 50,000; and (3) a small organization that is any not-for-profit enterprise which is independently owned and operated and is not dominant in its field.

After considering the economic impacts of today's final rule on small entities, I certify that this action does not have a significant economic impact on a substantial number of small entities. In determining whether a rule has a significant economic impact on a substantial number of small entities, the impact of concern is any significant adverse economic impact on small entities, since the primary purpose of the regulatory flexibility analysis is to identify and address regulatory alternatives "which minimize any significant economic impact of the proposed rule on small entities." 5 U.S.C. Sections 603 and 604. Thus, an agency may certify that a rule will not have a significant economic impact on a substantial number of small entities if the rule relieves regulatory burden, or otherwise has a positive economic effect on all of the small entities subject to the rule.

This final rule will temporarily reduce regulatory burden on facilities by extending for eighteen months the compliance dates in § 112.3(a) and (b), as well as amend the compliance deadlines in § 112.3(c). We have therefore concluded that today's final rule would relieve regulatory burden for small entities.

### D. Unfunded Mandates Reform Act

Title II of the Unfunded Mandates Reform Act of 1995 (UMRA), Public Law 104-4, establishes requirements for Federal agencies to assess the effects of their regulatory actions on State, local, and tribal governments and the private sector. Under section 202 of UMRA, EPA generally must prepare a written statement, including a cost-benefit analysis, for proposed and final rules with "Federal mandates" that may result in expenditures to State, local, and tribal governments, in the aggregate, or to the private sector, of \$100 million or more in any one year. Before promulgating an EPA rule for which a written statement is needed, section 205 of UMRA generally requires EPA to identify and consider a reasonable number of regulatory alternatives and adopt the least costly, most cost-effective or least burdensome alternative that achieves the objectives of the rule. The provisions of section 205 do not apply when they are inconsistent with applicable law. Moreover, section 205 allows EPA to adopt an alternative other than the least costly, most-effective or least burdensome alternative if the Administrator publishes with the final rule an explanation why that alternative was not adopted.

Before EPA establishes any regulatory requirements that may significantly or uniquely affect small governments, including tribal governments, it must have developed under section 203 of UMRA a small government agency plan. The plan must provide for notifying potentially affected small governments, enabling officials of affected small governments to have meaningful and timely input in the development of EPA regulatory proposals with significant Federal intergovernmental mandates, and informing, educating, and advising small governments on compliance with the regulatory requirements.

EPA has determined that this final rule does not contain a Federal mandate that may result in expenditures of \$100 million or more for State, local, and tribal governments, in the aggregate, or the private sector in any one year. Today's final rule will reduce burden and costs on all facilities.

EPA has determined that this final rule contains no regulatory requirements that might significantly or uniquely affect small governments. As explained above, the effect of the final rule is to reduce burden and costs for regulated facilities, including small governments that are subject to the rule.

**E. Executive Order 13132—Federalism**

Executive Order 13132, entitled "Federalism" (64 FR 43255, August 10, 1999), requires EPA to develop an accountable process to ensure "meaningful and timely input by State and local officials in the development of regulatory policies that have federalism implications." "Policies that have federalism implications" is defined in the Executive Order to include regulations that have "substantial direct effects on the States, on the relationship between the national government and the States, or on the distribution of power and responsibilities among the various levels of government."

This final rule does not have federalism implications. It will not have substantial direct effects on the States, on the relationship between the national government and the States, or on the distribution of power and responsibilities among the various levels of government, as specified in Executive Order 13132. Under CWA section 311(o), EPA believes that States are free to impose additional requirements, including more stringent requirements, relating to the prevention of oil discharges to navigable waters. EPA encourages States to supplement the federal SPCC program and recognizes that some States have more stringent requirements. 56 FR 54612 (Oct. 22, 1991). This final rule will not preempt state law or regulations. Thus, Executive Order 13132 does not apply to this final rule.

**F. Executive Order 13175—Consultation and Coordination With Indian Tribal Governments**

Executive Order 13175, entitled "Consultation and Coordination with Indian Tribal Governments" (65 FR 67249, November 9, 2000), requires EPA to develop an accountable process to ensure "meaningful and timely input by tribal officials in the development of regulatory policies that have tribal implications."

This final rule does not have tribal implications, as specified in Executive Order 13175. It does not impose any new requirements on tribal officials nor does it impose substantial direct compliance costs on them. This rule does not create a mandate for tribal governments, nor does it impose any enforceable duties on these entities. Thus, Executive Order 13175 does not apply to this rule.

**G. Executive Order 13045—Protection of Children From Environmental Health & Safety Risks**

Executive Order 13045, "Protection of Children from Environmental Health

Risks and Safety Risks" (62 FR 19885, April 23, 1997), applies to any rule that: (1) Is determined to be "economically significant" as defined under Executive Order 12866; and, (2) concerns an environmental health or safety risk that EPA has reason to believe may have a disproportionate effect on children. If the regulatory action meets both criteria, the Agency must evaluate the environmental health or safety effects of the planned rule on children, and explain why the planned regulation is preferable to other potentially effective and reasonably feasible alternatives considered by the Agency. EPA interprets Executive Order 13045 as applying only to those regulatory actions that are based on health or safety risks, such that the analysis required under Section 5-501 of the Order has the potential to influence the regulation. This final rule is not subject to Executive Order 13045 because it is not economically significant as defined in Executive Order 12866, and because the Agency does not have reason to believe the environmental health or safety risks addressed by this action present a disproportionate risk to children.

**H. Executive Order 13211—Actions That Significantly Affect Energy Supply, Distribution, or Use**

This final rule is not a "significant energy action" as defined in Executive Order 13211, "Actions Concerning Regulations That Significantly Affect Energy Supply, Distribution, or Use" (66 FR 28355, May 22, 2001) because it is not likely to have a significant adverse effect on the supply, distribution, or use of energy.

**I. National Technology Transfer and Advancement Act**

Section 12(d) of the National Technology Transfer and Advancement Act of 1995 ("NTTAA"), Public Law 104-113, section 12(d) (15 U.S.C. 272 note) directs EPA to use voluntary consensus standards in its regulatory activities unless to do so would be inconsistent with applicable law or otherwise impractical. Voluntary consensus standards are technical standards such as materials specifications, test methods, sampling procedures, and business practices that are developed or adopted by voluntary consensus standards bodies. The NTTAA directs EPA to provide Congress, through OMB, explanations when the Agency decides not to use available and applicable voluntary consensus standards.

This final rule does not involve technical standards. Therefore, NTTAA is inapplicable.

**J. Congressional Review Act**

The Congressional Review Act (5 U.S.C. 801 *et seq.*), as added by the Small Business Regulatory Enforcement Fairness Act of 1996, generally provides that before a rule may take effect, the agency promulgating the rule must submit a rule report, which includes a copy of the rule, to each House of the Congress and to the Comptroller General of the United States. EPA submitted a report containing this rule and other required information to the U.S. Senate, the U.S. House of Representatives, and the Comptroller General of the United States prior to publication of the rule in the *Federal Register*. A major rule cannot take effect until 60 days after it is published in the *Federal Register*. This action is not a "major rule" as defined by 5 U.S.C. 840(2). This rule will be effective August 11, 2004.

**List of Subjects in 40 CFR Part 112**

Environmental protection, Fire prevention, Flammable and combustible materials, Materials handling and storage, Oil pollution, Oil spill prevention, Oil spill response, Penalties, Petroleum, Piping, Reporting and recordkeeping requirements, Tanks, Transfer operations, Water pollution control, Water resources.

Dated: August 5, 2004.

Michael O. Leavitt,  
Administrator.

■ For the reasons set out in the preamble, title 40 CFR, chapter I, part 112 of the Code of Federal Regulations, is amended as follows:

**PART 112—OIL POLLUTION PREVENTION**

■ 1. The authority for part 112 continues to read as follows:

Authority: 33 U.S.C. 1251 *et seq.*; 33 U.S.C. 2720; E.O. 12777 (October 18, 1991), 3 CFR, 1991 Comp., p. 351.

**Subpart A—Applicability, Definitions, and General Requirements for All Facilities and All Types of Oils**

■ 2. Section 112.3 is amended by revising paragraphs (a), (b), and (c) to read as follows:

**§ 112.3 Requirement to prepare and implement a Spill, Prevention, Control, and Countermeasure Plan.**

\* \* \* \* \*

(a) If your onshore or offshore facility was in operation on or before August 16, 2002, you must maintain your Plan, but must amend it, if necessary to ensure compliance with this part, on or before February 17, 2006, and must implement the amended Plan as soon as possible,

but not later than August 18, 2006. If your onshore or offshore facility becomes operational after August 16, 2002, through August 18, 2006, and could reasonably be expected to have a discharge as described in § 112.1(b), you must prepare a Plan on or before August 18, 2006, and fully implement it as soon as possible, but not later than August 18, 2006.

(b) If you are the owner or operator of an onshore or offshore facility that becomes operational after August 18, 2006, and could reasonably be expected to have a discharge as described in § 112.1(b), you must prepare and implement a Plan before you begin operations.

(c) If you are the owner or operator of an onshore or offshore mobile facility, such as an onshore drilling or workover rig, barge mounted offshore drilling or workover rig, or portable fueling facility, you must prepare, implement, and maintain a facility Plan as required by this section. You must maintain your Plan, but must amend and implement it, if necessary to ensure compliance with this part, on or before August 18, 2006. If your onshore or offshore mobile facility becomes operational after August 18, 2006, and could reasonably be expected to have a discharge as described in § 112.1(b), you must prepare and implement a Plan before you begin operations. This provision does not require that you prepare a new Plan each time you move the facility to a new site. The Plan may be a general Plan. When you move the mobile or portable facility, you must locate and install it using the discharge prevention practices outlined in the Plan for the facility. The Plan is applicable only while the facility is in a fixed (non-transportation) operating mode.

\* \* \* \* \*

[FR Doc. 04-18370 Filed 8-10-04; 8:45 am]

BILLING CODE 6560-50-P

## ENVIRONMENTAL PROTECTION AGENCY

### 40 CFR Part 180

[OPP-2004-0145; FRL-7362-1]

#### Forchlorfenuron; N-(2-chloro-4-pyridinyl)-N'-phenylurea; Time-Limited Pesticide Tolerance

**AGENCY:** Environmental Protection Agency (EPA).

**ACTION:** Final rule.

**SUMMARY:** This regulation establishes a time-limited tolerance for residues of forchlorfenuron; N-(2-chloro-4-pyridinyl)-N'-phenylurea in or on

almond, apple, blueberry, cranberry, fig, grapes, kiwifruit, olive, pear, and plums (fresh). Siemer and Associates Incorporated, agent for KIM-C1, LLC requested this tolerance under the Federal Food, Drug, and Cosmetic Act (FFDCA), as amended by the Food Quality Protection Act of 1996 (FQPA). The tolerance will expire on May 31, 2006.

**DATES:** This regulation is effective August 11, 2004. Objections and requests for hearings must be received on or before October 12, 2004.

**ADDRESSES:** To submit a written objection or hearing request follow the detailed instructions as provided in Unit VIII. of the **SUPPLEMENTARY INFORMATION.** EPA has established a docket for this action under Docket ID number OPP-2004-0145. All documents in the docket are listed in the EDOCKET index at <http://www.epa.gov/edocket>. Although listed in the index, some information is not publicly available, i.e., CBI or other information whose disclosure is restricted by statute. Certain other material, such as copyrighted material, is not placed on the Internet and will be publicly available only in hard copy form. Publicly available docket materials are available either electronically in EDOCKET or in hard copy at the Public Information and Records Integrity Branch (PIRIB), Rm. 119, Crystal Mall #2, 1801 S. Bell St., Arlington, VA. This docket facility is open from 8:30 a.m. to 4 p.m., Monday through Friday, excluding legal holidays. The docket telephone number is (703) 305-5805.

**FOR FURTHER INFORMATION CONTACT:** Cynthia Giles-Parker, Registration Division, (7505C), Office of Pesticide Programs, Environmental Protection Agency, 1200 Pennsylvania Ave., NW., Washington, DC 20460-0001; telephone number: (703) 305-7740; e-mail address: [giles-parker.cynthia@epa.gov](mailto:giles-parker.cynthia@epa.gov).

#### SUPPLEMENTARY INFORMATION:

##### I. General Information

###### A. Does this Action Apply to Me?

You may be potentially affected by this action if you are an agricultural producer, food manufacturer, or pesticide manufacturer. Potentially affected entities may include, but are not limited to:

- Crop production (NAICS 111)
- Animal production (NAICS 112)
- Food Manufacturing (NAICS 311)
- Pesticide manufacturing (NAICS 32532)

This listing is not intended to be exhaustive, but rather provides a guide

for readers regarding entities likely to be affected by this action. Other types of entities not listed in this unit could also be affected. The North American Industrial Classification System (NAICS) codes have been provided to assist you and others in determining whether this action might apply to certain entities. If you have any questions regarding the applicability of this action to a particular entity, consult the person listed under **FOR FURTHER INFORMATION CONTACT.**

##### B. How Can I Access Electronic Copies of this Document and Other Related Information?

In addition to using EDOCKET (<http://www.epa.gov/edocket/>), you may access this **Federal Register** document electronically through the EPA Internet under the "**Federal Register**" listings at <http://www.epa.gov/fedrgstr/>. A frequently updated electronic version of 40 CFR part 180 is available at E-CFR Beta Site Two at <http://www.gpoaccess.gov/ecfr/>. To access the OPPTS Harmonized Guidelines referenced in this document, go directly to the guidelines at <http://www.epa.gov/opptsfrs/home/guidelin.htm/>.

## II. Background and Statutory Findings

In the **Federal Register** of April 7, 2004 (69 FR 18375)(FRL-7349-9), EPA issued a notice pursuant to section 408(d)(3) of the FFDCA, 21 U.S.C. 346a(d)(3), announcing the filing of a pesticide petition (PP 7G4906) by KIM-C1, LLC, c/o Siemer and Associates, Inc., 4672 West Jennifer Street, Suite 103, Fresno, CA 93722. This notice included a summary of the petition prepared by KIM-C1, the registrant.

The petition requested that 40 CFR 180.569 be amended by establishing an extension of a time-limited tolerance for residues of the fungicide forchlorfenuron; N-(2-chloro-4-pyridinyl)-N'-phenylurea, in or on the raw agricultural commodities almonds, apples, blueberries, figs, grapes, kiwi fruit, pears, and plums at 0.01 parts per million (ppm). The tolerance will expire on May 31, 2006.

Section 408(b)(2)(A)(i) of the FFDCA allows EPA to establish a tolerance (the legal limit for a pesticide chemical residue in or on a food) only if EPA determines that the tolerance is "safe." Section 408(b)(2)(A)(ii) of the FFDCA defines "safe" to mean that "there is a reasonable certainty that no harm will result from aggregate exposure to the pesticide chemical residue, including all anticipated dietary exposures and all other exposures for which there is reliable information." This includes exposure through drinking water and in

residential settings, but does not include occupational exposure. Section 408(b)(2)(C) of the FFDCA requires EPA to give special consideration to exposure of infants and children to the pesticide chemical residue in establishing a tolerance and to "ensure that there is a reasonable certainty that no harm will result to infants and children from aggregate exposure to the pesticide chemical residue. . . ."

EPA performs a number of analyses to determine the risks from aggregate exposure to pesticide residues. For further discussion of the regulatory requirements of section 408 of the FFDCA and a complete description of the risk assessment process, see the final rule on Bifenthrin Pesticide Tolerances (62 FR 62961, November 26, 1997) (FRL-5754-7).

**III. Aggregate Risk Assessment and Determination of Safety**

Consistent with section 408(b)(2)(D) of the FFDCA, EPA has reviewed the available scientific data and other relevant information in support of this action. EPA has sufficient data to assess the hazards of and to make a determination on aggregate exposure, consistent with section 408(b)(2) of the FFDCA, for a tolerance for residues of forchlorfenuron; *N*-(2-chloro-4-pyridinyl)-*N'*-phenylurea on the raw agricultural commodities almonds, apples, blueberries, figs, grapes, kiwi fruit, pears, and plums at 0.01 ppm. EPA's assessment of exposures and risks associated with establishing the tolerance follows.

**A. Toxicological Profile**

EPA has evaluated the available toxicity data and considered its validity, completeness, and reliability as well as the relationship of the results of the studies to human risk. EPA has also considered available information concerning the variability of the sensitivities of major identifiable subgroups of consumers, including infants and children. The nature of the toxic effects caused by forchlorfenuron; *N*-(2-chloro-4-pyridinyl)-*N'*-phenylurea are discussed in Table 1 of this unit as well as the no observed adverse effect level (NOAEL) and the lowest observed adverse effect level (LOAEL) from the toxicity studies reviewed.

TABLE 1.—SUBCHRONIC, CHRONIC, AND OTHER TOXICITY

Guideline No.	Study Type	Results
870.3100	90-Day oral toxicity rats	NOAEL = M*400; F* = 84milligrams/kilogram/day (mg/kg/day); LOAEL = M* = not determined, F = 428mg/kg/day based on decrease body weight, body weight gain and food efficiency.
870.3150	90-Day oral toxicity in dogs	NOAEL = M = 16.8; F = 19.1 mg/kg/day LOAEL = M = 162.4; F = 188.7 mg/kg/day based on decreases (10%) in body weight gain, FC and food efficiency.
870.3700	Prenatal developmental in rodents	Maternal NOAEL = 200 mg/kg/day Maternal LOAEL = 400 mg/kg/day based on increased incidence of alopecia; decrease body weight and body weight gains Developmental NOAEL = 200 mg/kg/day Development LOAEL = 400 mg/kg/day based on decreased mean fetal body weight
870.3700	Prenatal developmental in non-rodents	Maternal NOAEL = 100 mg/kg/day Maternal LOAEL = not determined Developmental NOAEL = 100 mg/kg/day Development LOAEL = not determined
870.3800	Reproduction and fertility effects	Parental/Systemic NOAEL = M 11/13; F13/15 effects mg/kg/day Parental/Systemic LOAEL = 144-202mg/kg/day based on decreased FC F0 and F1; clinical signs of toxicity and lower body weight in F1M and F and growth retardation in F1 and F2 pups Reproductive NOAEL = M144/168; F = 169/202 mg/kg/day Reproductive LOAEL = 544-926 mg/kg/day based on increased pup mortality (F1a, F1b and F2a), emaciation in F1b, and decrease in F1 pups litter
870.4300	Chronic carcinogenicity rat	NOAEL = M = 7; F = 9 mg/kg/day LOAEL = M = 93; F = 122 mg/kg/day based on reduced body weight and body weight gain and FC; kidney toxicity (M = suppurative inflammation, F = non-suppurative interstitial nephritis. No evidence of carcinogenicity

\*M = Male; F = Female; FC = Food Consumption

### B. Toxicological Endpoints

The dose at which no adverse effects are observed (the NOAEL) from the toxicology study identified as appropriate for use in risk assessment is used to estimate the toxicological level of concern (LOC). However, the lowest dose at which adverse effects of concern are identified (the LOAEL) is sometimes used for risk assessment if no NOAEL was achieved in the toxicology study selected. An uncertainty factor (UF) is applied to reflect uncertainties inherent in the extrapolation from laboratory animal data to humans and in the variations in sensitivity among members of the human population as well as other unknowns. An UF of 100 is routinely used, 10X to account for interspecies differences and 10X for intraspecies differences.

For dietary risk assessment (other than cancer) the Agency uses the UF to calculate an acute or chronic reference dose (acute RfD or chronic RfD) where

the RfD is equal to the NOAEL divided by the appropriate UF ( $RfD = NOAEL / UF$ ). Where an additional safety factor is retained due to concerns unique to the FQPA, this additional factor is applied to the RfD by dividing the RfD by such additional factor. The acute or chronic Population Adjusted Dose (aPAD or cPAD) is a modification of the RfD to accommodate this type of FQPA Safety Factor (SF).

For non-dietary risk assessments (other than cancer) the UF is used to determine the LOC. For example, when 100 is the appropriate UF (10X to account for interspecies differences and 10X for intraspecies differences) the LOC is 100. To estimate risk, a ratio of the NOAEL to exposures (margin of exposure (MOE) =  $NOAEL / \text{exposure}$ ) is calculated and compared to the LOC.

The linear default risk methodology ( $Q^*$ ) is the primary method currently used by the Agency to quantify carcinogenic risk. The  $Q^*$  approach

assumes that any amount of exposure will lead to some degree of cancer risk. A  $Q^*$  is calculated and used to estimate risk which represents a probability of occurrence of additional cancer cases (e.g., risk is expressed as  $1 \times 10^{-6}$  or one in a million). Under certain specific circumstances, MOE calculations will be used for the carcinogenic risk assessment. In this non-linear approach, a "point of departure" is identified below which carcinogenic effects are not expected. The point of departure is typically a NOAEL based on an endpoint related to cancer effects though it may be a different value derived from the dose response curve. To estimate risk, a ratio of the point of departure to exposure ( $MOE_{\text{cancer}} = \text{point of departure} / \text{exposures}$ ) is calculated. A summary of the toxicological endpoints for forchlorfenuron; *N*-(2-chloro-4-pyridinyl)-*N'*-phenylurea used for human risk assessment is shown in Table 2 of this unit:

TABLE 2.—SUMMARY OF TOXICOLOGICAL DOSE AND ENDPOINTS FOR FORCHLORFENURON; *N*-(2-CHLORO-4-PYRIDINYL)-*N'*-PHENYLUREA FOR USE IN HUMAN RISK ASSESSMENT

Exposure Scenario	Dose Used in Risk Assessment, UF	FQPA SF* and Level of Concern for Risk Assessment	Study and Toxicological Effects
Acute dietary	.....	None	.....
Chronic dietary (all populations)	NOAEL= 7 mg/kg/day UF = 100 Chronic RfD =0.07 mg/kg/day	FQPA SF = 10X cPAD = 0.007mg/kg/day. Apply to all population subgroups	2-Year rat feeding study LOAEL = M = 93; F = 122mg/kg/day based on decreases in body weight, body weight gain and food consumption as well as effects on the kidney
Short-term dermal (1 to 7 days)	NOAEL= 200 mg/kg/day (dermal absorption rate= 100%)	LOC is MOE = 1,000 (residential exposures)	Developmental rat study (oral); decreases in maternal bodyweights and body weight gains as well as decrease in mean fetal body weights
Intermediate-term dermal (1 week to several months)	NOAEL = 17 mg/kg/day (dermal absorption rate = 100%)	LOC is MOE = 1,000 (residential exposures)	90-Day feeding study in dogs (oral); based on decreases in body weight gain and food consumption
Long-term dermal (several months to lifetime)	None	None	.....
Short-term inhalation (1 to 7 days)	NOAEL= 200mg/kg/day (inhalation absorption rate = 100%)	LOC = same as short term dermal	Developmental rat study (oral); decreases in maternal bodyweights and body weight gains as well as decrease in mean fetal body weights
Intermediate-term inhalation (1 week to several months)	NOAEL = 17 mg/kg/day (inhalation absorption rate= 100%)	LOC for MOE = same as intermediate-term dermal	90-Day feeding study in dogs (oral); Based on decreases in body weight gain and food consumption
Long-term inhalation (several months to lifetime)	None	None	.....
Cancer	.....	Not yet classified	.....

\*The reference to the FQPA SF refers to any additional safety factor retained due to concerns unique to the FQPA.

### C. Exposure Assessment

1. *Dietary exposure from food and feed uses.* Temporary tolerances were previously established (40 CFR 180.569) for the residues of forchlorfenuron; *N*-(2-chloro-4-pyridinyl)-*N'*-phenylurea, in or on a variety of raw agricultural commodities. Risk assessments were conducted by EPA to assess dietary exposures from forchlorfenuron; *N*-(2-chloro-4-pyridinyl)-*N'*-phenylurea in food as follows:

i. *Acute exposure.* Acute dietary risk assessments are performed for a food-use pesticide if a toxicological study has indicated the possibility of an effect of concern occurring as a result of a 1 day or single exposure. An acute exposure assessment is unnecessary because no toxicological endpoint was selected.

ii. *Chronic exposure.* In conducting this chronic dietary risk assessment, the Dietary Exposure Evaluation Model (DEEM™) analysis evaluated the individual food consumption as reported by respondents in the U.S. Department of Agriculture 1989–1992 Nationwide Continuing Surveys of Food Intake by Individuals (CSFII) and accumulated exposure to the chemical for each commodity. The following assumptions were made for the chronic exposure assessments: This chronic dietary DEEM analysis was a Tier 1 (assumptions: Time-limited tolerance level residues of the subject commodities and 100% crop treated). The DEEM default concentration factors were used for the processed commodities of all the subject crops. The resulting dietary food exposures occupy 1.5% of the cPAD for the most highly exposed population subgroup, non-nursing infants. These results should be viewed as conservative (health protective) risk estimates. Refinements such as the use of percent crop-treated information (this is a limited acreage EUP use) and/or anticipated residue values would yield lower estimates of chronic dietary exposure.

iii. *Cancer.* No concerns for cancer risks were identified. Data from available studies do not indicate a treatment-related tumor problem, and cancer risk endpoints have not been identified.

2. *Dietary exposure from drinking water.* The Agency lacks sufficient monitoring exposure data to complete a comprehensive dietary exposure analysis and risk assessment for forchlorfenuron; *N*-(2-chloro-4-pyridinyl)-*N'*-phenylurea in drinking water. Because the Agency does not have comprehensive monitoring data, drinking water concentration estimates

are made by reliance on simulation or modeling taking into account data on the physical characteristics of forchlorfenuron; *N*-(2-chloro-4-pyridinyl)-*N'*-phenylurea.

The Agency uses the Generic Estimated Environmental Concentration (GENEEC) or the Pesticide Root Zone/Exposure Analysis Modeling System (PRZM/EXAMS) to estimate pesticide concentrations in surface water and Screening Concentrations in Groundwater (SCI-GROW), which predicts pesticide concentrations in ground water. In general, EPA will use GENEEC (a Tier 1 model) before using PRZM/EXAMS (a Tier 2 model) for a screening-level assessment for surface water. The GENEEC model is a subset of the PRZM/EXAMS model that uses a specific high-end runoff scenario for pesticides. GENEEC incorporates a farm pond scenario, while PRZM/EXAMS incorporates an index reservoir environment in place of the previous pond scenario. The PRZM/EXAMS model includes a percent crop area factor as an adjustment to account for the maximum percent crop coverage within a watershed or drainage basin.

None of these models include consideration of the impact processing (mixing, dilution, or treatment) of raw water for distribution as drinking water would likely have on the removal of pesticides from the source water. The primary use of these models by the Agency at this stage is to provide a coarse screen for sorting out pesticides for which it is highly unlikely that drinking water concentrations would ever exceed human health levels of concern.

Since the models used are considered to be screening tools in the risk assessment process, the Agency does not use estimated environmental concentrations (EECs) from these models to quantify drinking water exposure and risk as a %RfD or %PAD. Instead drinking water levels of comparison (DWLOCs) are calculated and used as a point of comparison against the model estimates of a pesticide's concentration in water. DWLOCs are theoretical upper limits on a pesticide's concentration in drinking water in light of total aggregate exposure to a pesticide in food, and from residential uses. Since DWLOCs address total aggregate exposure to forchlorfenuron; *N*-(2-chloro-4-pyridinyl)-*N'*-phenylurea, they are further discussed in the aggregate risk sections below.

Based on the GENEEC and SCI-GROW models, the estimated EECs of forchlorfenuron; *N*-(2-chloro-4-pyridinyl)-*N'*-phenylurea for acute

exposures are estimated to be 4.7 parts per billion (ppb) (peak and 56 day average) for surface water and 26 ppb (acute and chronic) for ground water.

3. *From non-dietary exposure.* The term "residential exposure" is used in this document to refer to non-occupational, non-dietary exposure (e.g., for lawn and garden pest control, indoor pest control, termiticides, and flea and tick control on pets).

Forchlorfenuron; *N*-(2-chloro-4-pyridinyl)-*N'*-phenylurea is not registered for use on any sites that would result in residential exposure.

4. *Cumulative exposure to substances with a common mechanism of toxicity.* Section 408(b)(2)(D)(v) of the FFCA requires that, when considering whether to establish, modify, or revoke a tolerance, the Agency consider "available information" concerning the cumulative effects of a particular pesticide's residues and "other substances that have a common mechanism of toxicity."

EPA does not have, at this time, available data to determine whether forchlorfenuron; *N*-(2-chloro-4-pyridinyl)-*N'*-phenylurea has a common mechanism of toxicity with other substances or how to include this pesticide in a cumulative risk assessment. Unlike other pesticides for which EPA has followed a cumulative risk approach based on a common mechanism of toxicity, forchlorfenuron; *N*-(2-chloro-4-pyridinyl)-*N'*-phenylurea does not appear to produce a toxic metabolite produced by other substances. For the purposes of this tolerance action, therefore, EPA has not assumed that forchlorfenuron; *N*-(2-chloro-4-pyridinyl)-*N'*-phenylurea has a common mechanism of toxicity with other substances. For information regarding EPA's efforts to determine which chemicals have a common mechanism of toxicity and to evaluate the cumulative effects of such chemicals, see the final rule for Bifenthrin Pesticide Tolerances (62 FR 62961, November 26, 1997) (FRL-5754-7).

### D. Safety Factor for Infants and Children

1. *In general.* Section 408 of the FFCA provides that EPA shall apply an additional tenfold margin of safety for infants and children in the case of threshold effects to account for prenatal and postnatal toxicity and the completeness of the data bases on toxicity and exposure unless EPA determines that a different margin of safety will be safe for infants and children. Margins of safety are incorporated into EPA risk assessments



either directly through use of a MOE analysis or through using uncertainty (safety) factors in calculating a dose level that poses no appreciable risk to humans.

2. *Conclusion.* There is an adequate toxicity database for forchlorfenuron; *N*-(2-chloro-pyridinyl)-*N'*-phenylurea, 71049-EUP-2, to support the extension of this EUP and time-limited tolerances. The available data suggest there is no increased qualitative or quantitative susceptibility based on the results of developmental and reproduction studies, no evidence of neurotoxicity and therefore no need to require a developmental neurotoxicity study. In addition, data used to evaluate exposure are adequate, and conservative assumptions were used to evaluate aggregate exposure through food and drinking water; therefore, exposure has not been underestimated. However, for the purposes of the experimental use permit only (and associated time-limited tolerances), the FQPA safety factor has been retained (10X) as a default for all population groups, pending final review of data submitted to support permanent tolerances for several crops.

#### E. Aggregate Risks and Determination of Safety

To estimate total aggregate exposure to a pesticide from food, drinking water, and residential uses, the Agency calculates DWLOCs which are used as a point of comparison against the model estimates of a pesticide's concentration

in water (i.e., EECs). DWLOC values are not regulatory standards for drinking water. DWLOCs are theoretical upper limits on a pesticide's concentration in drinking water in light of total aggregate exposure to a pesticide in food and residential uses. In calculating a DWLOC, the Agency determines how much of the acceptable exposure (i.e., the PAD) is available for exposure through drinking water (e.g., allowable chronic water exposure (mg/kg/day) = cPAD - (average food + residential exposure)). This allowable exposure through drinking water is used to calculate a DWLOC.

A DWLOC will vary depending on the toxic endpoint, drinking water consumption, and body weights. Default body weights and consumption values as used by the USEPA Office of Water are used to calculate DWLOCs: 2 liter (L)/70 kg (adult male), 2L/60 kg (adult female), and 1L/10 kg (child). Default body weights and drinking water consumption values vary on an individual basis. This variation will be taken into account in more refined screening-level and quantitative drinking water exposure assessments. Different populations will have different DWLOCs. Generally, a DWLOC is calculated for each type of risk assessment used: Acute, short-term, intermediate-term, chronic, and cancer.

When EECs for surface water and ground water are less than the calculated DWLOCs, EPA concludes with reasonable certainty that exposures to the pesticide in drinking water (when

considered along with other sources of exposure for which EPA has reliable data) would not result in unacceptable levels of aggregate human health risk at this time. Because EPA considers the aggregate risk resulting from multiple exposure pathways associated with a pesticide's uses, levels of comparison in drinking water may vary as those uses change. If new uses are added in the future, EPA will reassess the potential impacts of residues of the pesticide in drinking water as a part of the aggregate risk assessment process.

1. *Acute risk.* Not applicable; no acute dietary endpoint was identified.

2. *Chronic risk.* Using the exposure assumptions described in this unit for chronic exposure, EPA has concluded that exposure to forchlorfenuron; *N*-(2-chloro-4-pyridinyl)-*N'*-phenylurea from food will utilize 0.3% of the cPAD for the U.S. population, 1.5% of the cPAD for non-nursing infants and 1.0% of the cPAD for children (1-6 years). There are no residential uses for forchlorfenuron; *N*-(2-chloro-4-pyridinyl)-*N'*-phenylurea that result in chronic residential exposure to forchlorfenuron; *N*-(2-chloro-4-pyridinyl)-*N'*-phenylurea. In addition, there is potential for chronic dietary exposure to forchlorfenuron; *N*-(2-chloro-4-pyridinyl)-*N'*-phenylurea in drinking water. After calculating DWLOCs and comparing them to the EECs for surface and ground water, EPA does not expect the aggregate exposure to exceed 100% of the cPAD, as shown in the following Table 3:

TABLE 3.—AGGREGATE RISK ASSESSMENT FOR CHRONIC (NON- CANCER) EXPOSURE TO FORCHLORFENURON; *N*-(2-CHLORO-4-PYRIDINYL)-*N'*-PHENYLUREA

Population Subgroup	cPAD mg/kg/day	% cPAD (Food)	Surface Water EEC (ppb)	Ground Water EEC (ppb)	Chronic DWLOC (ppb)
U.S. population	0.007	0.3	4.7	26	240
Females (13 to 50 years)	0.007	0.1	4.7	26	210
Non-nursing infants	0.007	1.5	4.7	26	70
Non-hispanic	0.007	0.3	4.7	26	240

3. *Short-term risk.* Short-term aggregate exposure takes into account residential exposure plus chronic exposure to food and water (considered to be a background exposure level). Forchlorfenuron; *N*-(2-chloro-4-pyridinyl)-*N'*-phenylurea is not registered for use on any sites that would result in residential exposure. Therefore, the aggregate risks are the sum of the risks from food and water,

which do not exceed the Agency's level of concern.

4. *Intermediate-term risk.* Intermediate-term aggregate exposure takes into account residential exposure plus chronic exposure to food and water (considered to be a background exposure level).

Forchlorfenuron; *N*-(2-chloro-4-pyridinyl)-*N'*-phenylurea is not registered for use on any sites that would result in residential exposure.

Therefore, the aggregate risks are the sum of the risks from food and water, which do not exceed the Agency's level of concern.

5. *Aggregate cancer risk for U.S. population.* No concern for cancer risks were identified. Data from available studies do not indicate a treatment-related tumor problem and cancer risk endpoint has not been identified.

6. *Determination of safety.* Based on these risk assessments, EPA concludes

that there is a reasonable certainty that no harm will result to the general population, and to infants and children from aggregate exposure to forchlorfenuron; *N*-(2-chloro-4-pyridinyl)-*N*'-phenylurea residues.

#### IV. Other Considerations

##### A. Analytical Enforcement Methodology

1. *Plants.* The proposed enforcement method is a high performance liquid chromatography procedure using ultraviolet detection (HPLC/UV) which measures parent forchlorfenuron; *N*-(2-chloro-4-pyridinyl)-*N*'-phenylurea. For the purpose of the Experimental Use Permit, the method has been adequately validated. The limit of quantitation (LOQ) is 0.01 ppm and the limit of detection is 0.003 ppm.

2. *Animals.* Depending on the results of a ruminant metabolism study, an enforcement method for the regulated residue in animal commodities may be required to support a section 3 registration with permanent tolerances.

Adequate enforcement methodology is available to enforce the tolerance expression. The method may be requested from: Chief, Analytical Chemistry Branch, Environmental Science Center, 701 Mapes Rd., Ft. Meade, MD 20755-5350; telephone number: (410) 305-2905; e-mail address: [residuemethods@epa.gov](mailto:residuemethods@epa.gov).

##### B. International Residue Limits

There are no Codex, Canadian, or Mexican maximum residue levels for forchlorfenuron; *N*-(2-chloro-4-pyridinyl)-*N*'-phenylurea.

##### C. Conditions

There are no conditions for the registration.

#### V. Conclusion

Therefore, the time-limited tolerance is established for residues of forchlorfenuron; *N*-(2-chloro-4-pyridinyl)-*N*'-phenylurea in or on almond, apple, blueberry, cranberry, fig, grapes, kiwifruit, olive, pear, and plums (fresh) at 0.01 ppm.

#### VI. Objections and Hearing Requests

Under section 408(g) of the FFDCA, as amended by the FQPA, any person may file an objection to any aspect of this regulation and may also request a hearing on those objections. The EPA procedural regulations which govern the submission of objections and requests for hearings appear in 40 CFR part 178. Although the procedures in those regulations require some modification to reflect the amendments made to the FFDCA by the FQPA, EPA will continue to use those procedures, with

appropriate adjustments, until the necessary modifications can be made. The new section 408(g) of the FFDCA provides essentially the same process for persons to "object" to a regulation for an exemption from the requirement of a tolerance issued by EPA under new section 408(d), as was provided in the old sections 408 and 409 of the FFDCA. However, the period for filing objections is now 60 days, rather than 30 days.

##### A. What Do I Need to Do to File an Objection or Request a Hearing?

You must file your objection or request a hearing on this regulation in accordance with the instructions provided in this unit and in 40 CFR part 178. To ensure proper receipt by EPA, you must identify docket ID number OPP-2004-0145 in the subject line on the first page of your submission. All requests must be in writing, and must be mailed or delivered to the Hearing Clerk on or before October 12, 2004.

1. *Filing the request.* Your objection must specify the specific provisions in the regulation that you object to, and the grounds for the objections (40 CFR 178.25). If a hearing is requested, the objections must include a statement of the factual issues(s) on which a hearing is requested, the requestor's contentions on such issues, and a summary of any evidence relied upon by the objector (40 CFR 178.27). Information submitted in connection with an objection or hearing request may be claimed confidential by marking any part or all of that information as CBI. Information so marked will not be disclosed except in accordance with procedures set forth in 40 CFR part 2. A copy of the information that does not contain CBI must be submitted for inclusion in the public record. Information not marked confidential may be disclosed publicly by EPA without prior notice.

Mail your written request to: Office of the Hearing Clerk (1900L), Environmental Protection Agency, 1200 Pennsylvania Ave., NW., Washington, DC 20460-0001. You may also deliver your request to the Office of the Hearing Clerk in Suite 350, 1099 14<sup>th</sup> St., NW., Washington, DC 20005. The Office of the Hearing Clerk is open from 8 a.m. to 4 p.m., Monday through Friday, excluding legal holidays. The telephone number for the Office of the Hearing Clerk is (202) 564-6255.

2. *Copies for the Docket.* In addition to filing an objection or hearing request with the Hearing Clerk as described in Unit VI.A., you should also send a copy of your request to the PIRIB for its inclusion in the official record that is described in ADDRESSES. Mail your copies, identified by docket ID number

OPP-2004-0145, to: Public Information and Records Integrity Branch, Information Resources and Services Division (7502C), Office of Pesticide Programs, Environmental Protection Agency, 1200 Pennsylvania Ave., NW., Washington, DC 20460-0001. In person or by courier, bring a copy to the location of the PIRIB described in ADDRESSES. You may also send an electronic copy of your request via e-mail to: [opp-docket@epa.gov](mailto:opp-docket@epa.gov). Please use an ASCII file format and avoid the use of special characters and any form of encryption. Copies of electronic objections and hearing requests will also be accepted on disks in WordPerfect 6.1/8.0 or ASCII file format. Do not include any CBI in your electronic copy. You may also submit an electronic copy of your request at many Federal Depository Libraries.

##### B. When Will the Agency Grant a Request for a Hearing?

A request for a hearing will be granted if the Administrator determines that the material submitted shows the following: There is a genuine and substantial issue of fact; there is a reasonable possibility that available evidence identified by the requestor would, if established resolve one or more of such issues in favor of the requestor, taking into account uncontested claims or facts to the contrary; and resolution of the factual issues(s) in the manner sought by the requestor would be adequate to justify the action requested (40 CFR 178.32).

#### VII. Statutory and Executive Order Reviews

This final rule establishes a tolerance under section 408(d) of the FFDCA in response to a petition submitted to the Agency. The Office of Management and Budget (OMB) has exempted these types of actions from review under Executive Order 12866, entitled *Regulatory Planning and Review* (58 FR 51735, October 4, 1993). Because this rule has been exempted from review under Executive Order 12866 due to its lack of significance, this rule is not subject to Executive Order 13211, *Actions Concerning Regulations That Significantly Affect Energy Supply, Distribution, or Use* (66 FR 28355, May 22, 2001). This final rule does not contain any information collections subject to OMB approval under the Paperwork Reduction Act (PRA), 44 U.S.C. 3501 *et seq.*, or impose any enforceable duty or contain any unfunded mandate as described under Title II of the Unfunded Mandates Reform Act of 1995 (UMRA) (Public Law 104-4). Nor does it require any special considerations under Executive

Order 12898, entitled *Federal Actions to Address Environmental Justice in Minority Populations and Low-Income Populations* (59 FR 7629, February 16, 1994); or OMB review or any Agency action under Executive Order 13045, entitled *Protection of Children from Environmental Health Risks and Safety Risks* (62 FR 19885, April 23, 1997). This action does not involve any technical standards that would require Agency consideration of voluntary consensus standards pursuant to section 12(d) of the National Technology Transfer and Advancement Act of 1995 (NTTAA), Public Law 104-113, section 12(d) (15 U.S.C. 272 note). Since tolerances and exemptions that are established on the basis of a petition under section 408(d) of the FFDCA, such as the tolerance in this final rule, do not require the issuance of a proposed rule, the requirements of the Regulatory Flexibility Act (RFA) (5 U.S.C. 601 *et seq.*) do not apply. In addition, the Agency has determined that this action will not have a substantial direct effect on States, on the relationship between the national government and the States, or on the distribution of power and responsibilities among the various levels of government, as specified in Executive Order 13132, entitled *Federalism* (64 FR 43255, August 10, 1999). Executive Order 13132 requires EPA to develop an accountable process to ensure "meaningful and timely input by State and local officials in the development of regulatory policies that have federalism implications." "Policies that have federalism implications" is defined in the Executive Order to include regulations that have "substantial direct effects on the States, on the relationship between the national government and the States, or on the distribution of power and responsibilities among the various levels of government." This final rule directly regulates growers, food processors, food handlers and food retailers, not States. This action does not alter the relationships or distribution of power and responsibilities established by Congress in the preemption provisions of section 408(n)(4) of the FFDCA. For these same reasons, the Agency has determined that this rule does not have any "tribal implications" as described in Executive Order 13175, entitled *Consultation and Coordination with Indian Tribal Governments* (65 FR 67249, November 6, 2000). Executive Order 13175, requires EPA to develop an accountable process to ensure "meaningful and timely input by tribal officials in the development of

regulatory policies that have tribal implications." "Policies that have tribal implications" is defined in the Executive Order to include regulations that have "substantial direct effects on one or more Indian tribes, on the relationship between the Federal Government and the Indian tribes, or on the distribution of power and responsibilities between the Federal Government and Indian tribes." This rule will not have substantial direct effects on tribal governments, on the relationship between the Federal Government and Indian tribes, or on the distribution of power and responsibilities between the Federal Government and Indian tribes, as specified in Executive Order 13175. Thus, Executive Order 13175 does not apply to this rule.

**VIII. Congressional Review Act**

The Congressional Review Act, 5 U.S.C. 801 *et seq.*, as added by the Small Business Regulatory Enforcement Fairness Act of 1996, generally provides that before a rule may take effect, the agency promulgating the rule must submit a rule report, which includes a copy of the rule, to each House of the Congress and to the Comptroller General of the United States. EPA will submit a report containing this rule and other required information to the U.S. Senate, the U.S. House of Representatives, and the Comptroller General of the United States prior to publication of this final rule in the *Federal Register*. This final rule is not a "major rule" as defined by 5 U.S.C. 804(2).

**List of Subjects in 40 CFR Part 180**

Environmental protection, Administrative practice and procedure, Agricultural commodities, Pesticides and pests, Reporting and recordkeeping requirements.

Dated: July 29, 2004.  
 Betty Shackelford,  
 Acting Director, Registration Division, Office of Pesticide Programs.

■ Therefore, 40 CFR chapter I is amended as follows:

**PART 180—[AMENDED]**

- 1. The authority citation for part 180 continues to read as follows:  
**Authority:** 21 U.S.C. 321(q), 346a and 371.
- 2. Section 180.569 is amended by revising the table in paragraph (a) to read as follows:

**§ 180.569 Forchlorfenuron; tolerances for residues.**  
 (a) \* \* \*

Commodity	Parts per million	Expiration/revocation date
Almond ....	0.01	05/31/06
Apple .....	0.01	05/31/06
Blueberry .....	0.01	05/31/06
Cranberry .....	0.01	05/31/06
Fig .....	0.01	05/31/06
Grape .....	0.01	05/31/06
Kiwifruit .....	0.01	05/31/06
Olive .....	0.01	05/31/06
Pear .....	0.01	05/31/06
Plum (fresh) ..	0.01	05/31/06

\* \* \* \* \*  
 [FR Doc. 04-18383 Filed 8-10-04; 8:45 am]  
 BILLING CODE 6560-50-S

**DEPARTMENT OF TRANSPORTATION**

**National Highway Traffic Safety Administration**

**49 CFR Part 571**  
 [Docket No. NHTSA-2004-18794]  
 RIN 2127-AF75

**Federal Motor Vehicle Safety Standards; Lamps, Reflective Devices and Associated Equipment**

**AGENCY:** National Highway Traffic Safety Administration (NHTSA), DOT.  
**ACTION:** Final rule.

**SUMMARY:** This document amends the Federal lighting standard for motor vehicle turn signal lamps, stop lamps, taillamps, and parking lamps to increase compatibility with the requirements of the Economic Commission for Europe (ECE) and to improve visibility of these lamps. Manufacturers will be permitted to comply with either the existing requirements or the new requirements for a period of between seven to 10 years, depending on vehicle type, at which time they will be required to comply with the new requirements. This action completes rulemaking that implemented the grant of a petition for rulemaking submitted by the Groupe de Travail Bruxelles 1952.

**DATES:** *Effective date:* The final rule is effective September 10, 2004. Petitions for reconsideration. Petitions for reconsideration of the final rule must be received not later than September 27, 2004.

**ADDRESSES:** Any petitions for reconsideration should refer to the docket number of this document and be submitted to: Administrator, National Highway Traffic Safety Administration, 400 Seventh Street, SW., Washington, DC 20590.

**FOR FURTHER INFORMATION CONTACT:** For non-legal issues, contact Rich Van Iderstine, Office of Safety Performance Standards, NHTSA (Phone: 202-366-5275; FAX: 202-366-4329). For legal issues, contact George Feygin, Office of Chief Counsel (Phone: 202-366-2992).

**SUPPLEMENTARY INFORMATION:**

**Executive Summary**

Federal Motor Vehicle Safety Standard (FMVSS) No. 108, *Lamps, Reflective Devices and Associated Equipment*, establishes requirements for original and replacement lighting equipment on motor vehicles manufactured for sale in the United States. The purpose of the standard, as set forth in paragraph S2 of FMVSS No. 108, is "to reduce traffic accidents and deaths and injuries resulting from traffic accidents." One of the ways in which this safety purpose is accomplished is through "enhancing the conspicuity of motor vehicles on the public roads so that their presence is perceived and their signals understood."

This final rule amends FMVSS No. 108 in order to harmonize and improve the visibility requirements of the motor vehicle turn signal lamps, stop lamps, taillamps, and parking lamps.<sup>1</sup> Specifically, this rulemaking will enhance conspicuity of motor vehicles by improving the ability of other motorists to see these lamps from wider angles to the front, side, and rear of the vehicle. In addition to enhancing conspicuity, this rule will improve compatibility of our lighting requirements with those of the Economic Commission for Europe (ECE), as well as the industry consensus standards of the Society of Automotive Engineers (SAE).<sup>2</sup> Consequently, this rule will reduce lighting variations between motor vehicles produced in various world markets, resulting in lower production costs.

By way of background, in 1994, the Groupe De Travail "Bruxelles 1952" (GTB), composed of representatives from European, Japanese, and American motor vehicle and lighting manufacturers, petitioned NHTSA to "harmonize" the visibility requirements of FMVSS No. 108 with those in effect for vehicles manufactured for sale in Europe. At the same time, GTB submitted a similar petition to the

Meeting of Experts on Lighting and Light Signaling (GRE)<sup>3</sup> and the Working Party on the Construction of Motor Vehicles (WP29),<sup>4</sup> the two groups responsible for amending the Economic Commission for Europe (ECE) Regulation No. 48 *Uniform Provisions Concerning the Approval of Vehicles With Regard to the Installation of Lighting and Light-Signaling Devices* (ECE R48), specifically ECE R48.01.

We granted GTB's petition and published a notice of proposed rulemaking (NPRM)<sup>5</sup> that would adopt much of what GTB had asked. To the extent practicable, we proposed changes that would be alternative to the existing requirements of FMVSS No. 108, and asked for comments for an appropriate date on which we would mandate compliance of all passenger cars with the new, more compatible requirements.

In response to comments to the NPRM, we published a supplementary notice of proposed rulemaking (SNPRM)<sup>6</sup> proposing to adopt either the measurement methods specified by the ECE or the Society of Automotive Engineers (SAE). Additionally, we proposed to apply the new requirements to all vehicles regulated by FMVSS No. 108, as opposed to only passenger cars, as originally contemplated in the NPRM.

The applicable requirements and measurement methods of the ECE and SAE are very similar. However, the ECE performance standards make lamps subject to the ECE requirements slightly more visible than lamps subject to the applicable SAE requirements. As explained below, we have decided to adopt the ECE-derived specifications in preference to those of the SAE because harmonization of the visibility requirements with those in ECE would provide a larger field of visibility, improve conspicuity, and ease compliance burdens on the manufacturers of vehicles for world markets.

Each of the ECE-derived specifications incorporates requirements based on either minimum intensity values or minimum lens areas, and a range of directions for measuring visibility. Each manufacturer will be able to choose either the intensity or the area requirement for the lamps.

The final rule allows vehicle manufacturers to continue to comply with the current visibility specifications

of FMVSS No. 108 for some years to come, but they must eventually design their vehicles to comply with one of the two new ECE-derived specifications. Specifically, passenger cars, motorcycles, multipurpose passenger vehicles, trucks, buses, and trailers of less than 2032 mm. (80 in.) in overall width manufactured on and after September 1, 2011, must then comply with one of the two new ECE-derived specifications. Multipurpose passenger vehicles, trucks, buses, and trailers whose overall width is 2032 mm (80 in.) or more must comply with one of these specifications as of September 1, 2014.

We anticipate that this rulemaking will have a positive impact on motor vehicle safety because the new requirements increase the range of angles through which the lighting equipment will be visible to other motorists. Additionally, this rulemaking will ensure conspicuity between this new range of angles. In sum, there is a greater probability that an observer would see the lamp anywhere within the lamp's field of visibility. While we cannot precisely quantify the safety benefit of this increase in conspicuity, previous research of heavy duty trailer conspicuity indicates significant safety benefits associated with conspicuity improvements.<sup>7</sup> Nevertheless, we are providing an extended lead-time in order to ensure that any economic impact upon vehicle redesign is minimal.

**How the ECE Visibility Requirements Differ From the Current Requirements of FMVSS No. 108.**

The ECE R48 requirements for visibility of lamps and reflective devices differ from the current requirements in FMVSS No. 108 because: (1) ECE R48 contains a definition for "angles of geometric visibility;" (2) ECE R48 allows compliance with applicable requirements by measuring luminous intensity, as an alternative to minimum lens area measurement; (3) the ECE luminous intensity compliance method requires larger angles of measurement than the "area method" of current FMVSS No. 108; (4) ECE R48 requires that the entire "solid angle" complies with applicable requirements as opposed to requiring compliance with only specific test points; and (5) ECE R48 requirements apply to additional lamps and devices not covered by FMVSS No. 108 and vice versa;<sup>8</sup> (6)

<sup>1</sup> "Visibility" is not a defined term in FMVSS No. 108 or by the ECE, but in the context of motor vehicle lighting, it refers to the opportunity afforded to an observer to detect a lamp or the light emitted by a signal or a presence lamp.

<sup>2</sup> The SAE is an engineering body that establishes, inter alia, standardized test procedures, design and installation requirements, and guidelines, for motor vehicle lighting equipment.

<sup>3</sup> Since renamed to Working Party on Lighting and Light-Signalling.

<sup>4</sup> Since renamed to World Forum for Harmonization of Vehicle Regulations.

<sup>5</sup> See 60 FR 54833, October 26, 1995.

<sup>6</sup> See 63 FR 68233, December 10, 1998.

<sup>7</sup> See <http://www.nhtsa.dot.gov/cars/rules/regrev/evaluate/809222.html>.

<sup>8</sup> FMVSS No. 108 does not contain visibility requirements for parking lamps. ECE R48 does not contain lens area measurement requirements for a stop lamp.

ECE R48 requires a minimum area of 12.5 square centimeters for all applicable lighting devices where FMVSS No. 108 specifies minimum area depending on the lamp type and application; (7) ECE 48 limits the downward angle performance requirements to 5 degrees for lamps mounted at or below 750 mm.

With respect to the lens area method of compliance, ECE R48 specifies a wider range of angles than those specified in FMVSS No. 108. For instance, turn signals, parking lamps, and taillamps, include vertical angles of -15 degrees to +15 degrees in the lens area method. In addition, the lens area method angular range in the horizontal direction is larger in the inboard direction for turn signals, from 45 degrees (ECE) compared with 0 degrees (FMVSS No. 108).

Both, lens area and luminous intensity compliance methods in the ECE, establish a minimum solid angle in which the apparent surface of the lamp must be visible. By contrast, FMVSS No. 108 requires only that visibility be measured along the horizontal and vertical planes of the lighting device.

Finally, certain ECE requirements apply differently to lamps mounted below 750 mm from the ground. Specifically, lamps mounted below 750 mm above ground need not comply with the 15-degree downward visibility angle. Instead they must comply with a 5-degree downward visibility angle. Low-mounted lamps are treated differently because they cannot be observed at the downward angle of 15 degrees in normal circumstances. A 15-degree downward visibility angle would actually place the potential observer below the surface of the roadway at any distance more than about 3 meters away from the side of the vehicle.

In sum, the visibility requirements of ECE and FMVSS No. 108 currently differ in a variety of ways. This rulemaking seeks to improve compatibility of our lighting requirements with those of the ECE, and enhance the conspicuity of vehicles on U.S. highways.

#### **How the ECE Visibility Requirements Differ From the SAE Visibility Requirements**

The ECE visibility requirements have a larger range of angles for the area measurement method in comparison to those specified in the latest SAE standards. For instance, turn signals, parking lamps, and tail lamps, include vertical angles of -15 degrees to +15 degrees for the area method. In addition, the area method includes larger horizontal angles of 45 degrees in the

inboard direction for turn signals, compared to 0 degrees (FMVSS No. 108) and 20 degrees (latest SAE). Finally, the ECE area method angular range for a parking lamp has an inboard requirement of 45 degrees horizontal compared to the latest SAE requirement of 20 degrees.

ECE area and intensity methods establish a minimum solid angle in which the apparent surface of the lamp must be visible. The minimum solid angle is similar to the latest SAE intensity method which bounds the area by four corner points established by the angles of visibility. The ECE standards require a slightly smaller minimum area of 12.5 cm<sup>2</sup> for all applicable lamps, where the latest SAE standards require 13 cm<sup>2</sup> for all lamps, and FMVSS No. 108 requires a minimum area of 12.5 to 13 cm<sup>2</sup> depending on the lamp type and application. Nevertheless, the ECE method achieves a greater probability that an observer would be able to see the lamp because of the larger overall visibility field.

#### **Comments Received in Response to the SNPRM**

We received seventeen comments in response to the SNPRM, submitted by 12 lamp and vehicle manufacturers, four manufacturer associations, and one employee of a lamp manufacturer. The commenters were: Ichikoh Industries, LTD (Ichikoh), Truck Manufacturers Association (TMA), Nissan North America, Inc. (Nissan), Guide Lamp (Guide), Aprilia USA, Inc. (Aprilia), Peterson Manufacturing Company (Peterson), National Truck Equipment Association (NTEA), Mitsubishi Motors (Mitsubishi), Transportation Safety Equipment Institute (TSEI), Volvo, the Alliance of Automobile Manufacturers (the Alliance), Volkswagen, Paul DeStefano, Navistar International (Navistar), International Truck and Engine Corporation (International), and Paccar. A summary and analysis of each issue is provided below.

##### *a. Proposal To Extend ECE-Derived Passenger Visibility Requirements to Multipurpose Passenger Vehicles, Trucks, Trailers, and Buses of 2032 mm. or More Overall Width*

GTB's petition requested harmonization of the visibility requirements only for passenger cars. However, unlike Europe, which has different visibility requirements for different classes of vehicles, FMVSS No. 108 establishes one set of visibility requirements for all vehicle types. Accordingly, the SNPRM proposed to apply the ECE-derived passenger vehicle visibility requirements to all

vehicle regulated by FMVSS No. 108, including those whose overall width is 2032 mm or more.

Four comments were received on this issue, from TMA, Navistar, NTEA and TSEI. In general, all supported harmonization.

TSEI concurred with the proposal that the visibility requirements apply to wider vehicles provided that they received an extended lead-time to account for longer design cycles that are typical in the large-vehicle industry. As noted elsewhere, we are providing an extended lead time of approximately 10 years for large vehicles to comply with the new visibility requirements.

NTEA commented that extending the rule's applicability to medium and heavy-duty trucks was not part of the original NPRM and that the agency should further study this issue before proceeding. Although we did not propose inclusion of vehicles other than passenger cars in the NPRM, we subsequently re-examined the issue of applicability proposed to expand the application of the new visibility requirements to all vehicles subject to FMVSS No. 108 in the SNPRM. As stated in the SNPRM, there is neither safety benefits nor costs savings associated with different visibility requirements based on the vehicle's overall width. In our view, vehicles other than passenger cars should be afforded the same safety and harmonization benefits afforded to passenger vehicles upon completion of this rulemaking. A uniform requirement for the visibility of lighting devices installed on all vehicles should enhance safety and simplify the compliance responsibility for manufacturers.

TMA members include all the major U.S. and Canadian manufacturers of medium and heavy-duty trucks. TMA stated that it had always supported harmonization but that harmonization appeared to be the only basis for the SNPRM. Supported by Navistar, TMA questioned the agency's statement that " \* \* \* wider vehicles should be afforded the same safety and harmonization benefits that passenger car-like vehicles will have upon completion of this rulemaking." TMA asserted that one might intuitively feel that improved visibility results in increased safety, but that neither the agency nor the industry has the crash data necessary to either support or refute this perception.

The final rule adopts the ECE-derived passenger vehicle visibility requirements for all vehicles subject to the requirements of FMVSS No. 108. The new requirements will increase the range of angles over which visibility is

measured for turn signal lamps, parking lamps, stop lamps and taillamps. We believe that increasing the angles of visibility in these lamps will increase conspicuity, which will in turn reduce crashes on U.S. highways. A NHTSA-sponsored test program (*The Effectiveness of Retroreflective Tape on Heavy Trailers*, March 2001) which studied the use of conspicuity tape on trailers 2032 mm. or more in overall width indicates that side and rear crashes involving these trailers decreased by 29% compared with trailers not equipped with such tape.<sup>9</sup> These results indicate that increased conspicuity of motor vehicles results in increased safety.

Although we do not anticipate a 29% percent decrease in crashes, the agency expects that the ECE-derived visibility requirements will contribute to the reduction of crashes involving vehicles subject to the new requirements. However, unlike the trailer conspicuity requirements, which mandated reflective tape where none was previously required, this change in visibility requirements is incremental, and it is impossible to accurately calculate benefits resulting from this final rule. Nevertheless, we believe that the new visibility requirements will reduce crashes at negligible cost.

*b. Proposal To Adopt Either the ECE or Revised SAE Requirements for Visibility*

The SNPRM proposed to update current visibility requirements of FMVSS No. 108 by adopting one of two alternative specifications for visibility. We proposed to adopt either the ECE specifications based on lens area or luminous intensity, or the SAE specifications based on lens area or luminous intensity. As previously stated, the applicable requirements of the ECE and SAE are virtually identical. The equipment covered by the SNPRM included front and rear turn signal lamps (collectively referred to as "turn signal lamps"), stop lamps, taillamps, parking lamps, rear fog lamps, side marker lamps, daytime running lamps (DRLs), the center highmounted stop lamp (CHMSL), and reflex reflectors.

Eleven commenters supported the ECE specifications while four were in favor of the SAE requirements (these commenters were a motorcycle manufacturer and vehicle and lamp manufacturers that predominantly develop products for the domestic trucking industry). After considering the comments, we are adopting the ECE-

derived lens area and luminous intensity requirements for visibility.

The Alliance members consist of BMW, DaimlerChrysler, Ford, General Motors, Mazda, Nissan, Toyota, Volkswagen and Volvo. The Alliance recommended that the ECE-derived requirements be adopted to more closely align the requirements of Europe and the United States. However, the Alliance also recommended that the amendments clarify that reflex reflectors and side marker lamps have no minimum area requirements, and that they only need to be visible from any point in the indicated field of view. Ichikoh's comments were similar to that of the Alliance.

Under the proposed ECE-derived requirements for visibility, "some portion of" a front side marker lamp "shall be visible" for compliance with the minimum area, or have a minimum luminous intensity of 0.6 candela. Given a choice of compliance methods for any particular lamp function, a vehicle manufacturer would likely certify to the less stringent and less costly one which, in this case, would appear to be the one for minimum lens area rather than minimum luminous intensity. Similarly, in addition to having "some portion of" a front side marker lamp being "visible," under the SAE-derived visibility requirements for either the area or intensity methods, the lamps must comply with the photometric requirements as installed. Thus, a side marker lamp could be certified to "be visible" and meet the photometry requirements (SAE) or simply "be visible" (ECE) depending on whether it was certified to either the SAE or ECE-derived specification. Thus, the inclusion of side marker lamps in final rule appears redundant, and therefore side markers will not be subject to the ECE-derived visibility specifications. In addition, the visibility requirements for CHMSLs will remain unchanged except for its location within the standard, as discussed below. This is necessary to avoid the elimination of an existing visibility requirement (considering that a CHMSL does not have a luminous intensity requirement other than to meet photometry), and to account for a CHMSL that uses more than one lamp.

In sum, the visibility requirements for side marker lamps, reflex reflectors, DRLs, and CHMSLs remain unchanged by the final rule, and their requirements remain the same.

As discussed above, the new visibility requirements of this final rule apply only to stop, turn, parking, and tail lamps. In addition to the visibility requirements, the SNPRM proposed to adopt an ECE 5-degree downward

visibility provision for lamps mounted less than 750 mm above ground.<sup>10</sup> This ECE provision allows stop, turn, parking, tail and other lamps mounted below 750 mm above ground to comply with a 5-degree downward visibility angle instead of the 15-degree downward visibility angle. The downward visibility requirement can be reduced because low-mounted lamps usually cannot be observed at the downward angle of 15 degrees. A 15-degree downward visibility angle would actually place a potential observer below the surface of the roadway at any distance more than about 3 meters away from the side of the vehicle.

Since we are not adopting the ECE visibility requirements for all lamps listed in the NPRM, some lamps, e.g. side-marker lamps, would not be subject to the 5-degree provision described above. Because this provision will reduce a restriction on vehicle manufacturers without reducing motor vehicle safety, we decided to adopt this 5-degree provision and extend it to other lamps not subject to the visibility requirements of this final rule. Because we are reducing a restriction on vehicle manufacturers, this provision will become effective 30 days after the publication of this final rule.

Accordingly, stop, turn, parking, tail and all other lamps and reflective devices subject to FMVSS No. 108 mounted less than 750 mm above the ground, as measured to the lamp axis of reference, must meet the 5-degree or greater downward angle visibility or photometric performance requirements at 5 degrees downward. For example, a reflective device, clearance lamp, side marker lamp, low mounted stop lamp, tail lamp, turn signal lamp or identification lamp may meet the 10-degree downward visibility requirements at 5 degrees downward angle.

Because lighting devices other than stop, turn, parking, and tail lamps are not subject to the visibility requirements of this final rule, the regulatory text contains a separate paragraph pertaining to lighting mounted less than 750 mm above the ground. The requirements for stop, turn, parking, and tail lamps subject to this final rule are listed in Table 19 and Table 20.

Ichikoh, an automotive lamp manufacturer, commented that ECE regulations do not have area requirements for signal lamps and that it hoped that NHTSA will not add an

<sup>9</sup> See <http://www.nhtsa.dot.gov/cars/rules/regrev/evaluate/809222.html>.

<sup>10</sup> See footnote 1 of Table V, and footnote 1 of Table VI of the SNPRM. This is not a separate provision, but an integral part of the ECE visibility requirement.

area requirement for signal lamps in the new visibility requirements. Ichikoh's comment on lens area related to proposed paragraph S5.1.1.30(d)<sup>11</sup> which would require that "not less than 12.5 square centimeters of [a] lamp's effective projected luminous lens area shall be visible" under specified conditions. We note that since Ichikoh submitted its comment, ECE has in fact incorporated this area measurement. Thus, our inclusion of the lens-area specification is part of harmonizing FMVSS No. 108 with the ECE requirements.

Ichikoh also commented that small color changes might occur around the visibility boundary that would not have any disadvantage on safety, and requested that NHTSA explicitly permit this. In our view, the color specifications of FMVSS No. 108 apply to the overall color of light emitted by the beam of a lamp and not to the color of the light emitted from any small area of the lens or outside the periphery of a lamp's visibility boundaries.

For continuity and clarity, Guide suggested incorporating all requirements for visibility in one paragraph, including those lamps that were not covered by this rulemaking, in particular, the requirements for a back up lamp (referenced in SAE J593c (February 1968)), the text from paragraph S5.3.1.5, and the requirements of paragraph S5.3.1.1. We agree with the suggestion to consolidate all the visibility requirements, and have done so in new paragraph, S5.3.2. Paragraph S5.3.2(e) incorporates the visibility language from SAE J593c (Feb 68) including the phrase "center of the lens" currently defined in paragraph S5.3.1.5 as the optical center. With the incorporation of the phrase into paragraph S5.3.2(e), existing paragraph S5.3.1.5 becomes moot and we are deleting it. We are also moving the visibility requirements for a CHMSL from S5.1.1.27(a)(2) and S5.1.1.27(b)(2) to paragraphs S5.3.2(c) and S5.3.2(d).

Guide also requested that additional or auxiliary devices not used to meet the certification requirements of the vehicle be excluded from the visibility requirements. Further, it argued that it is inappropriate to specify visibility requirements for a rear fog lamp considering that it is an auxiliary lamp that is not otherwise regulated by the standard. Guide's first comment is inapposite. No performance requirements, including visibility, are prescribed for supplemental lighting equipment, and none were proposed, except for rear fog lamps. Supplemental

or auxiliary lamps may be used on motor vehicles subject only to the prohibition that they not impair the effectiveness of the lighting equipment that is required by FMVSS No. 108. We agree that it is not appropriate to specify visibility requirements for a rear fog lamp in this rulemaking because it is not a specifically regulated lamp.

Mitsubishi supported adoption of the ECE R48 visibility standard. In its view, this action will allow unified design and testing of lamp equipment for vehicles destined for different markets, a significant merit for manufacturers. We agree that the harmonization of the standard with ECE R48 would ease burdens on manufacturers.

The four comments supporting SAE-derived visibility standards were varied. Aprilia commented that ECE R48 was not intended to cover vehicles with less than four wheels and that the visibility requirements for two-wheeled vehicles is specified in EEC 93/92/EEC. Aprilia asserted that mandating visibility values for motorcycles that are applicable only to four-wheeled vehicles (in Europe) would create confusion and unnecessary and impractical restrictions for motorcycle manufacturers. In its opinion, the proposed SAE-derived amendments include values similar to EEC 93/92/EEC and would allow NHTSA to achieve its goal of harmonizing the signal lamp and reflector standards of the United States with those of Europe. Accordingly, Aprilia supported the adoption of proposed tables based on the SAE requirements for visibility.

We disagree. EEC 93/92/EEC is the European Union's (EU) directive for motorcycle lamp installation, but it differs from the UN's ECE regulation covering the same subject. EU directives are compulsory for members; other countries are not required to meet them. In contrast, many countries outside Europe have adopted the ECE regulations and, from an international harmonization perspective, the ECE regulations are a more widely recognized source for requirements that could be harmonized. Although Aprilia commented that the proposed SAE-derived amendments would harmonize the U.S. and European standards, EEC 93/92/EEC appears to only specify a luminous intensity measurement method for visibility. Otherwise, the EEC luminous intensity levels and angular ranges for turn signals, stop lamps, and taillamps are identical to those contained in both the ECE and SAE-derived tables used in the SNPRM. We believe that adoption of the luminous intensity measurement method derived from the ECE

regulations will harmonize with EEC 93/92/EEC for motorcycles. Furthermore, motorcycle manufacturers for the domestic and certain foreign (ECE) markets will also be able to certify compliance using the ECE's lens area measurement method for visibility. However, we must ensure that a motorcycle equipped with a single taillamp satisfies visibility for both sides (left and right). This will be accomplished by adding a footnote to the new luminous intensity method Figure (Figure 20) that specifies that the horizontal angles for motorcycles with a single taillamp shall be -80 degrees to +80 degrees.

Peterson, TSEI, and NAL also supported the adoption of the SAE-derived requirements. Peterson and TSEI appeared to agree with NHTSA's SNPRM comparison of the SAE and ECE methods and the "advantage" of the "SAE area method" of determining compliance from computer designs or drawings before substantial capital is invested in tooling and equipment. Peterson further commented that prototyped tooling frequently is insufficient to prove photometric and visibility requirements based on intensity (especially lenses). This can result in expensive tooling modifications after production tooling is complete. TSEI stated that the advantage to manufacturers to use computer generated drawings to determine compliance cannot be overemphasized, especially for those that design "catalog" items for unknown vehicle types.

We believe that the benefits of the "area method" are retained regardless of whether the final rule adopts ECE or SAE derived visibility specifications. Specifically, a manufacturer is also able to rely on computer-generated drawings under the ECE specifications, and adoption of the ECE instead of SAE method will not necessitate additional cost expenditures.

In addition, TSEI argued that the ECE inboard test angles for parking and turn signal lamps are design restrictive and do not appear to provide any demonstrated safety benefit. TSEI asserted that the inboard angles for parking and turn signal lamp visibility requirements should be limited to 20 degrees (SAE) instead of the proposed 45 degrees (ECE), in order to better facilitate the design of aerodynamic vehicles to improve fuel mileage.

The 45-degree inboard visibility requirement for parking lamps and front and rear turn signal lamps has existed in the ECE regulations for many years with the test of compliance being 0.05 (parking lamp) and 0.3 candela per lamp

<sup>11</sup> See 63 FR 68233 (December 10, 1998).

(turn signal lamps) respectively. Because the vehicles sold in Europe and Asia have been meeting the ECE 45-degree requirement, we believe that this requirement is not unnecessarily design restrictive.

We further note that the adoption of the ECE-derived luminous intensity specification may be a significant advantage to manufacturers of aerodynamic vehicles. This method allows the installation of lamps with considerably smaller area in the direction of wider angles. This substantially reduces the constraint on styling for aerodynamic purposes.

Peterson and TSEI also asserted that the ECE visibility requirements for reflex reflectors are outside the useful range of operation of a reflector, and that the reflected output beyond 20 degrees falls off dramatically. As noted above, we are not including reflex reflectors in the final rule.

#### *c. Irrevocable Choice of Compliance Method*

In the SNPRM, we proposed a new paragraph S5.1.1.30(f) for ECE-derived requirements (and the alternative paragraph S5.1.1.31(f) for the current SAE-derived requirements) that "The manufacturer of a vehicle shall certify to only one of the compliance options \* \* \* and it may not thereafter choose a different option for that vehicle." Were we to test a lamp for compliance to the manufacturer's selected option and find a failure, the manufacturer would be precluded from contesting the test failure on the basis that the lamp nevertheless complied with the alternative visibility requirements specified in the standard.

Five comments were received concerning this issue, one from a vehicle manufacturer and the remainder from lamp manufacturers. In general, lamp manufacturers such as Guide and Peterson argued that the proposed irrevocability requirement would be overly restrictive given the fact that the options proposed in the SNPRM were, in their opinion, safety neutral. TSEI indicated that many of its members use catalog devices and may choose different methods for certification depending on application. In its view, it would be frustrating for a vehicle manufacturer to use the same method forever for a particular vehicle model. Mr. DeStefano requested clarification on whether each function of a multi-function lamp would be allowed to utilize different methods for compliance with the visibility requirements.

We continue to believe that when a vehicle manufacturer has certified that the vehicle will meet a visibility

requirement with a lamp installed and tested according to a chosen compliance method, the method chosen should be used to determine compliance of that vehicle with the visibility requirements applicable to that lamp. This provision is needed for the agency to efficiently carry out its enforcement responsibilities. The agency wants to avoid the situation of a manufacturer confronted with an apparent noncompliance (based on a compliance test) with the option it has selected responding to that noncompliance by maintaining that its products comply with a different option for which the agency has not conducted a compliance test. To ensure that the agency will not be asked to conduct multiple compliance tests, first for one compliance option, then for another, this rule requires the vehicle manufacturer to select the option by the time it certifies the vehicle and prohibits it from thereafter selecting a different option.

In response to Mr. DeStefano, we wish to clarify that a manufacturer need not certify a vehicle to any one of the new visibility requirements. Instead, a vehicle manufacturer may choose one of the compliance options listed in S5.3.2(b) for each particular type of lamp. This means that, on a hypothetical passenger car, the final rule allows the parking lamps to meet the ECE-derived luminous intensity requirements, the front turn signal lamps the ECE-derived lens area requirements, and the rear turn signal lamps to meet the present SAE-based standard (until that alternative is phased out). This is consistent with the practice of both the latest SAE standards and ECE requirements, and the regulatory text clarifies this. However, each lamp in a multiple-lamp system as discussed above must be certified to the same visibility option (e.g., a left and right stop lamps would need to be certified to the same option, but a left stop lamp and left taillamp would not). Further, a manufacturer can elect to certify all the lamps on the vehicle to the existing visibility requirements referenced in the applicable SAE Standards until such time as this alternative is phased out (see S5.3.2.4.)

#### *d. Lead-Time*

In response to comments to the NPRM, which proposed a mandatory compliance date of two years after issuance of the final rule, agency proposed a longer time in the SNPRM, i.e., the fifth September 1 following issuance of the final rule.

Twelve comments were received concerning this issue. Primarily, the

passenger car manufacturers recommended lead-times between five and nine years, and manufacturers in the trucking industry requested lead-times of 10 to 20 years due to the longer design cycles for this type of vehicle. Many commenters also requested that manufacturers be allowed to comply with the new or old requirements during the phase-in of the new rule.

Specifically, TMA, Peterson, NTEA, TSEI, and Navistar requested that the lead-time for large vehicles of 2032 mm. or more overall width be 15 years. All appeared to agree that the typical life cycles of medium and heavy-duty truck designs were in the 15–20 year range. Furthermore, TMA also suggested that this industry is principally domestic, and that only 10 percent, or less, of production is exported, and that the economic impact on the truck manufacturers/suppliers would not be justifiable on a harmonization basis if the lead-time is less than 15 years. International and Paccar had similar arguments; however, they requested lead-times of only 10 years. NAL commented that the proposed 5-year lead-time would be difficult to meet by manufacturers of vehicles larger than 2032 mm. in overall width.

We agree that life cycles for medium and heavy-duty trucks are typically longer than that for passenger cars; however, a lead-time of 15 years is excessive. There appear to be three primary differences between the ECE lens area method and the current regulations for visibility: (1) The field of view in the vertical direction for turn signals and taillamps is increased from 0 degrees to +/-15 degrees; (2) the inboard field of view is increased from 0 degrees to 45 degrees for turn signals; and (3) the minimum required area for turn signals is reduced from 13cm<sup>2</sup> to 12.5cm<sup>2</sup>. Due to the aerodynamic design of current large trucks, we believe that the increase in the front turn signal inboard field of view is industry's primary concern. Even with current trucks an existing lamp that cannot comply as installed can be redesigned with a different lens in order to resolve the visibility issue without changing the vehicle's design. Nevertheless, in an effort to ease the perceived difficulty in incorporating front turn signal lamps that comply with the new requirements on multipurpose passenger vehicles, trucks, trailers, and buses, of 2032 mm. or more overall width, we have decided that only one front turn signal lamp area on each side need comply when more than one lamp or optical area is lighted on each side of the vehicle. Though this exclusion does not exist in the ECE visibility requirements, it is consistent



with the current FMVSS No. 108 requirements. This will allow the use of a second turn signal lamp to be mounted further inboard to accommodate the increased visibility angles in this direction. Considering this, we believe that such exclusion would enable large truck manufacturers to incorporate inexpensive solutions if compliance with the recommended amendments is required prior to a major redesign cycle. We believe that most large vehicles will be redesigned within the next ten years, and we are establishing a mandatory compliance date for vehicles 2032 mm. or more in overall width of approximately ten years, September 1, 2014.

As for passenger cars, motorcycles, and other vehicles with an overall width of less than 2032 mm, the Alliance requested a lead-time of seven to nine years. In addition, it supported the proposal that manufacturers be allowed to comply with the proposed or existing requirements during the transition period. Nissan, Volvo, VW, and NAL concurred with the SNPRM's proposed five-year lead-time. After consideration of these comments, we are requiring these vehicles to comply with the new requirements on a mandatory basis no later than September 1, 2011, a lead time of approximately seven years. By adopting an effective date for these amendments of 30 days following publication of the final rule, a manufacturer will be able to avail itself at the earliest opportunity of compliance with an ECE-derived specification if it wishes to do so.

#### e. Costs

Eight comments were received on our request to address potential compliance costs, primarily from the large vehicle industry. The commenters were unanimous in their opinion that the cost to the trucking industry would be high to conform to the ECE-derived visibility requirements. Though all commenters supported harmonization, they reported that long lead-times would be required in order to amortize the costs, and to coordinate design changes into the normal design cycle of the vehicles. Some believed that the economic impact on the trucking industry would not be justifiable based on harmonization.

We recognize that vehicle design changes implemented outside the normal design cycle of a vehicle result in higher costs. We note, however, that vehicle designs need not be changed for compliance. Lamps may be redesigned at a fraction of the costs claimed. However, in an effort to minimize the impact on the large vehicle industry, an extended lead-time of approximately 10

years has been adopted for vehicles of 2032 mm. or more overall width. In addition, we have provided an alternative for front turn signals on wider vehicles: if more than one lamp or optical area is lighted on each side of the vehicle, only one lamp or area need comply with the visibility requirements. This, for example, would enable a truck manufacturer to add a second turn signal to the front of a truck tractor that complies with the visibility requirements until such time that a single lamp can be incorporated during the normal design cycle of the vehicle. Finally, manufacturers will not have to meet new visibility requirements for reflex reflectors and side marker lamps; they are not included in the final rule.

#### f. Definitions

The SNPRM proposed definitions for "effective light emitting surface" and "effective projected luminous lens area." Four comments were received on this issue.

Under the SNPRM, "effective light-emitting surface" would be defined as follows:

Effective light-emitting surface means that portion of the light-emitting surface of a lamp that directs light to the photometric test pattern, and does not include mounting hole bosses, reflex reflector area, beads or rims that may glow or produce small areas of increased intensity as a result of uncontrolled light from an area of 1/2 degree radius around a test point.

Ichikoh commented that the definition would not cover signal lamps using LED or miniature bulb light sources. We do not agree; the proposed definition covers every lamp regardless of light source. However, a manufacturer of these lamp types could encounter difficulty if it chooses to utilize LED light sources behind a transparent lens. In order for a single stop lamp to comply with the current FMVSS No. 108 visibility requirements, the stop lamp must have 12.5 square centimeters of effective projected luminous lens area throughout a horizontal field of view from -45 degrees to +45 degrees. If the stop lamp incorporated LED light sources and a transparent outer lens, the lamp manufacturer would need to ensure that the total cumulative area of all the individual LED "lenses" satisfied these requirements. Other lamp designs (such as the stop lamps used on certain models of Cadillac) incorporate what appear to be translucent outer lenses (Cadillac appears to use some type of optics in the outer lens), in combination with LED light sources. In this case, the translucent lens can be included in the calculations of effective projected

luminous lens area. However, with the adoption of a luminous intensity method for measuring visibility, this issue relating to LEDs and visibility appears to be moot.

We are adopting the definition as we proposed it. However, we note that transparent lenses cannot be included in the determination of the effective light-emitting surface. The agency has previously addressed this issue in an interpretation letter to Shigeyoshi Aihara on June 14, 2000.

TSEI submitted the following comment:

The SNPRM contains a modification for the definition of "effective projected luminous lens area." It appears that there is no substantive change in the method of determining "effective" or "useful" lens area. We do note that most lenses have area(s) that contribute light toward the recording photoreceptor, even if it is "uncontrolled." Some lenses do not have fresnels or optics for such control as a matter of design. In addition, lenses often employ deliberate methods to scatter the light such as frosting or stipple. The new definition appears to confirm that any illuminated lens area that contributes light toward satisfying the photometric requirements qualifies as effective lens surface area.

We concur that there does not appear to be any substantive change in determining the effective projected luminous lens area. However, the proposed definition clearly stated that only the portion of the lamp that directs light to the photometric test pattern may be included in the determination of the effective light-emitting surface. Similar to our discussion above, we believe that transparent lenses do not direct light to the photometric test pattern and may not be included in the calculation. However, portions of translucent lenses intended to deliberately scatter the beam pattern within the allowable photometry (e.g., frosted or stippled lenses), are permissible as part of the effective projected luminous lens area.

Guide suggested that it would be appropriate to add the definition of "light-emitting surface" from ECE Regulation 48 since the term is not defined in FMVSS No. 108. Our proposed definition of "effective light-emitting surface" was taken directly from the existing definition of "effective projected luminous lens area." It was considered necessary, in combination with the proposed definition of "effective projected luminous lens area," to clarify the parts of a lamp that constitute its measurable surface and how the area of that surface is specified. It is clear from Guide's comment that further clarification of the phrase "light-emitting surface" may be required. However, we have concluded that the

term "light-emitting surface," has no significance within the definition. Elimination of the term will enhance clarity and will not result in a substantive change. Thus, we are adopting the definition of "Effective light-emitting surface" as proposed but deleting the internal phrase "light-emitting surface."

Peterson recommended that the agency review the proposed definition for "effective projected luminous lens area" to determine whether it is the same as the previous definition. The proposed definition was:

Effective projected luminous lens area means the area of the projection of the effective light-emitting surface of a lamp on a plane specified to define the functional lighted lens area or the geometric visibility of the lamp. The "plane" is not clearly defined in the SAE standards referenced in FMVSS No. 108.

Peterson also noted that the reference to "functional lighted lens area" may be confusing, considering that it is intended to be equivalent to the "effective projected luminous lens area" as indicated in paragraph S6.3.

In light of harmonization concerns, we reviewed the ECE regulations to establish compatibilities between the ECE defined "apparent surface" and the current FMVSS No. 108 definition of "effective projected luminous lens area." The first difference is that the ECE specifies an "orthogonal projection" whereas FMVSS No. 108 simply states "projection." Though we believe that these two phrases have the same meaning in the two regulations, the term "orthogonal projection" has greater clarity; it is defined in a common dictionary as "a two-dimensional graphic representation of an object in which the projecting lines are at right angles to the plane of projection." The use of the simpler term "projection" may actually increase the opportunity for misinterpretation as there is no definition that clearly defines "projection" in the context of motor vehicle visibility. Therefore, we are adopting the phrase "orthogonal projection" within the definition in order to achieve greater clarity, to improve harmonization with the ECE regulations, and to reduce the incidence of misinterpretation. We discuss "orthogonal projection" in more detail below.

Another difference is that ECE R48 specifies the projection plane as "a plane perpendicular to the direction of observation and tangential to the most exterior point of the lens \* \* \*." This phrase is very similar to the current FMVSS No. 108 definition which includes the phrase "a plane

perpendicular to the lamp axis." The term "lamp axis" is not defined in FMVSS No. 108, nor is it defined in SAE J387—Nov 87, *Terminology—Motor Vehicle Lighting*. However, in the September 1995 revision of SAE J387, the definition of "effective projected luminous area" contains the statement that "the axis of the lamp corresponds to the H-V axis used for photometric requirements." We believe that this is the understood meaning of "lamp axis" in industry; however, clarification of this term should be beneficial to preventing misinterpretations and confusion. We are therefore adding the following definition of "axis of reference" which is nearly identical to that of the ECE regulations:

Axis of reference means the characteristic axis of the lamp for use as the direction of reference ( $H=0^{\circ}$ ,  $V=0^{\circ}$ ) for angles of field for photometric measurements and for installing the lamp on the vehicle.

We are also more fully defining the projection plane in the definition of "effective projected luminous lens area." Incorporating all of the above changes, the definition that we have adopted in the final rule reads as follows:

Effective projected luminous lens area means the area of the orthogonal projection of the effective light-emitting surface of a lamp on a plane perpendicular to a defined direction relative to the axis of reference. Unless otherwise specified, the direction is coincident with the axis of reference.

The area of the orthogonal projection is formed by projecting the effective light-emitting surface along parallel lines that are perpendicular to the projection plane and in a defined direction that is either parallel to the axis of reference or, for measuring visibility, in any direction throughout the pattern defined by the corner points specified in new Figure 19, which represents the ECE-derived visibility specifications. This definition should achieve greater clarity, improve harmonization with the ECE regulations, and reduce the incidence of misinterpretation, when compared to the definition proposed in the SNPRM. There is no substantive change from the meaning of the phrase as defined in the current FMVSS No. 108.

Paragraph S6.3 is amended without substantive change to reflect the fact that the term "effective projected luminous lens area" is now utilized in FMVSS No. 108.

For consistency, we are amending paragraphs S5.1.1.12, S5.1.1.25, S5.1.1.26(a) and (b), S5.1.1.27(a)(1) and (b)(1), and S5.8.3(a) to substitute the term "effective projected luminous lens

area" in place of terms that have the same meaning: "effective projected lens area" and "functional lighted lens area."

As indicated above, we are centralizing both the existing and new visibility requirements in the new paragraph, S5.3.2. We are also simplifying the regulatory language that we have previously used. Currently, the visibility of lighting devices is addressed in paragraph S5.3.1.1.

The first sentence of paragraph S5.3.1.1 states that:

\* \* \* each lamp and reflective device shall be located so that it meets the visibility requirements specified in any applicable SAE Standard or Recommended Practice.

The SAE materials for many lamps and reflective devices include a section called "Installation requirements." This section specifies that visibility of lamps and reflective devices is determined throughout a range of directions, defined by angles, from left to right (horizontal), and from up to down (vertical), with reference to the lens' centerpoint (e.g., from 45 degrees left to 45 degrees right and from 15 degrees up to 15 degrees down). To be considered "visible," each lamp or reflective device must provide an unobstructed view of a specified minimum area of the outer lens surface determined, generally, by geometric means. The CHMSL is an exception to compliance with SAE materials; paragraph S5.1.1.27 requires CHMSLs to have a "signal visible to the rear" throughout defined angles (In addition, the SAE requirements for stop lamps, taillamps, and turn signal lamps for vehicles over 2032mm in overall width contain an exception: when more than one lamp or optical area is lighted on each side of the vehicle, only one such area on each side need comply).

We are retaining this SAE-based requirements previously listed in S5.3.1.1 as an alternative to the new, ECE-derived visibility requirements until the end of the phase-in period. However, for clarification purposes, S5.3.1.1 is eliminated, and the requirements in S5.3.1.1 are now contained in several paragraphs. S5.3.2.4 contains the first sentence of previous S5.3.1.1 and reads as follows:

S5.3.2.4 As an alternative to S5.3.2(b), each passenger car and motorcycle, and each multipurpose passenger vehicle, truck, trailer and bus that is of less than 2032 mm overall width, that are manufactured on or before September 1, 2011, and each multipurpose passenger vehicle, truck, trailer and bus of 2032 mm or more overall width that is manufactured on or before September 1, 2014, must have each lamp located so that it meets the visibility requirements specified in any applicable SAE Standard or Recommended Practice.

The second sentence of previous paragraph S5.3.1.1 provides that:

\* \* \* no part of the vehicle shall prevent a parking lamp, taillamp, stop lamp, turn signal lamp, or backup lamp from meeting its photometric output at any applicable group of test points specified in Figures 1c and 2, or prevent any other lamp from meeting the photometric output at any test point specified in any applicable SAE Standard or Recommended Practice.

We have clarified and moved this sentence to S5.3.2(a), without making any substantive changes:

Each lamp and reflective device must be installed in a location where it complies with all applicable photometric requirements and visibility requirements, with all obstructions (e.g., mirrors, snow plows, wrecker booms, backhoes, and winches) installed on the vehicle.

This revised sentence is a permanent requirement and is not affected by the phase in.

The third sentence of the previous S5.3.1.1 establishes an exception to the second sentence. It reads:

However, if motor vehicle equipment (e.g., mirrors, snow plows, wrecker booms, backhoes, and winches) prevents compliance with this paragraph by any required lamp or reflective devices, an auxiliary lamp or device meeting the requirements of this paragraph shall be provided.

This sentence expresses the exception referred to in new S5.3.2(a), and we have rewritten it as new S5.3.2.2, to read as follows:

If any required lamp or reflective device is obstructed by motor vehicle equipment (e.g., mirrors, snow plows, wrecker booms, backhoes, winches, etc.) and cannot meet requirements of S5.3.2, the vehicle must be equipped with an additional lamp or device of the same type which meet all applicable requirements of this standard, including S5.3.2.

We are retaining the basic lamp location specifications in S5.3. However, the reference to S5.3.2 is substituted for reference to S5.3.1 because S5.3.1 is removed. Paragraph S5.3 now reads:

*Location of required equipment.* Except as provided in paragraphs S5.3.2, S5.7, and S7, each lamp, reflective device, and item of associated equipment shall be securely mounted on a rigid part of the vehicle other than glazing that is not designed to be removed except for repair, in accordance with the requirements of Table I and Table III, as applicable, and in the location specified in Table II (multipurpose passenger vehicles, trucks, trailers, and buses 80 or more inches in overall width) or Table IV (all passenger cars, and motorcycles, and multipurpose passenger vehicles, truck, trailers and buses less than 80 inches in overall width), as applicable.

Finally, in S5.1.1.12, we eliminated two commas to clarify the meaning of the paragraph. This clarification makes no substantive changes to the requirements contained in that paragraph.

#### Effective Date

Because the final rule affords an option to existing requirements, it is hereby determined for good cause shown that an effective date earlier than 180 days after publication of the final rule is in the public interest, and the overall effective date is 30 days after publication.

Passenger cars and motorcycles, and multipurpose passenger vehicles, trucks, buses, and trailers with an overall width less than 2032mm, manufactured on and after September 1, 2011, must comply with the harmonized requirements. Multipurpose passenger vehicles, trucks, buses, and trailers with an overall width of 2032mm or more, manufactured on or after September 1, 2014, must comply with the harmonized requirements. It is likely that many of the harmonized specifications are already being met by manufacturers selling in world markets.

#### Regulatory Analyses and Notices

##### A. Executive Order 12866 and DOT Regulatory Policies and Procedures

This rulemaking action was not reviewed under Executive Order 12866. Further, it has been determined that the rulemaking action is not significant under Department of Transportation regulatory policies and procedures. The purpose of the rulemaking action is to clarify existing requirements and to harmonize Federal regulations with those of the ECE. The costs of the final rule are so minimal as not to warrant preparation of a full regulatory evaluation. We believe that vehicles presently selling in world markets already comply with this final rule. However, the agency provided a 7 to 10 year leadtime to ensure that all vehicles that currently do not comply with the new requirements are brought to compliance within the normal design cycles.

##### B. National Environmental Policy Act

NHTSA has analyzed this rulemaking action for the purposes of the National Environmental Policy Act. It is not anticipated that the final rule will have a significant effect upon the environment. The composition of lighting equipment will not change from those presently in production.

##### C. Regulatory Flexibility Act

The agency has also considered the impacts of this rulemaking action in relation to the Regulatory Flexibility Act (5 U.S.C. 601 *et seq.*). I certify that this rulemaking action will not have a significant economic impact upon a substantial number of small entities.

The following is NHTSA's statement providing the factual basis for the certification (5 U.S.C. 605(b)). The final rule primarily affects manufacturers of motor vehicles. Based on production volume, manufacturers of motor vehicles are generally not small businesses within the meaning of the Regulatory Flexibility Act.

The Small Business Administration's regulations define a small business in part as a business entity which operates primarily within the United States (13 CFR 121.105(a)). SBA's size standards are organized according to Standard Industrial Classification Codes (SIC), SIC Code 3711, "Motor Vehicles and Passenger Car Bodies" has a small business size standard of 1,000 employees or fewer. Truck trailer and travel trailer manufacturers are considered small businesses with 500 employees or fewer.

This Final Rule will not have any significant economic impact on a small business because it makes no significant substantive change to the requirements specified in FMVSS No. 108. Instead, this rulemaking clarifies and harmonizes visibility requirements with those of ECE. Small organizations and governmental jurisdictions that purchase motor vehicles will not be significantly affected because this rulemaking will not cause price increases. Accordingly, we have not prepared a Regulatory Flexibility Analysis.

##### D. Federalism

E.O. 13132 requires NHTSA to develop an accountable process to ensure "meaningful and timely input by State and local officials in the development of regulatory policies that have federalism implications." E.O. 13132 defines the term "Policies that have federalism implications" to include regulations that have "substantial direct effects on the States, on the relationship between the national government and the States, or on the distribution of power and responsibilities among the various levels of government." Under E.O. 13132, NHTSA may not issue a regulation that has federalism implication, that imposes substantial direct compliance costs, and that is not required by statute, unless the Federal

government provides the funds necessary to pay the direct compliance costs incurred by State and local governments, or NHTSA consults with State and local officials early in the process of developing the proposed regulation.

This final rule will not have substantial direct effects on the States, on the relationship between the national government and the States, or on the distribution of power and responsibilities among the various levels of government as specified in E.O. 13132. Thus, the requirements of section 6 of the Executive Order do not apply to this rule.

*E. Executive Order 12778 (Civil Justice Reform)*

The final rule does not have any retroactive effect. Under 49 U.S.C. 30103, whenever a Federal motor vehicle safety standard is in effect, a state may not adopt or maintain a safety standard applicable to the same aspect of performance which is not identical to the Federal standard. 49 U.S.C. 30161 sets forth a procedure for judicial review of final rules establishing, amending or revoking Federal motor vehicle safety standards. That section does not require submission of a petition for reconsideration or other administrative proceedings before parties may file suit in court.

*F. Unfunded Mandates Reform Act of 1995*

The Unfunded Mandates Reform Act of 1995 (Pub. L. 104-4) requires agencies to prepare a written assessment of the cost, benefits, and other effects of proposed or final rules that include a Federal mandate likely to result in the expenditure by State, local, or tribal governments, in the aggregate, or by the private sector, of more than \$100 million annually. Because this final rule will not have a \$100 million effect, no Unfunded Mandates assessment has been prepared.

*G. National Technology Transfer and Advancement Act of 1995*

Section 12(d) of the National Technology Transfer and Advancement Act (NTTAA) (Pub. L. 104-113, 15 U.S.C. 272) directs us to use voluntary consensus standards in our regulatory activities unless doing so would be inconsistent with applicable law or otherwise impractical. Voluntary consensus standards are technical standards (e.g., materials specifications, test methods, sampling procedures, and business practices) that are developed or adopted by voluntary consensus standards bodies, such as the Society of

Automotive Engineers (SAE). The NTTAA directs us to provide Congress, through OMB, explanations when we decide not to use available and applicable voluntary consensus standards.

This agency considered adopting an SAE voluntary consensus standard. However, it was decided that adopting the SAE standard instead of the ECE R48 would be inconsistent with harmonization.

*H. Paperwork Reduction Act*

There are no information collection requirements in this rule.

*I. Regulation Identifier Number (RIN)*

The Department of Transportation assigns a regulation identifier number (RIN) to each regulatory action listed in the Unified Agenda of Federal Regulations. The Regulatory Information Service Center publishes the Unified Agenda in April and October of each year. You may use the RIN contained in the heading at the beginning of this document to find this action in the Unified Agenda.

*J. Privacy Act*

Anyone is able to search the electronic form of all comments received into any of our dockets by the name of the individual submitting the comment (or signing the comment, if submitted on behalf of an association, business, labor union, etc.). You may review DOT's complete Privacy Act Statement in the **Federal Register** published on April 11, 2000 (Volume 65, Number 70; Pages 19477-78) or you may visit <http://dms.dot.gov>.

**List of Subjects in 49 CFR Part 571**

Imports, Motor vehicle safety, Motor vehicles.

■ In consideration of the foregoing, 49 CFR Part 571 is amended as follows:

**PART 571—FEDERAL MOTOR VEHICLE SAFETY STANDARDS**

■ 1. The authority citation for Part 571 continues to read as follows:

**Authority:** 49 U.S.C. 322, 30111, 30115, 30117 and 30166; delegation of authority at 49 CFR 1.50.

- 2. Section 571.108 is amended by:
  - a. adding to paragraph S4, in alphabetical order, new definitions of "Axis of reference," and "Effective light-emitting surface," and revising the definition of "Effective projected luminous lens area" to read as follows;
  - b. revising paragraphs S5.1.1.12, S5.1.1.25, S5.1.1.26(a), S5.1.1.26(b), S5.1.1.27 (a)(1) and (a)(2), and

S5.1.1.27(b)(1) and (b)(2) to read as follows;

- c. removing and reserving paragraph S5.1.1.28;
- d. revising paragraph S5.3 to read as follows;
- e. removing and reserving paragraphs S5.3.1, S5.3.1.1, S5.3.1.1.1, and S5.3.1.5;
- f. adding new paragraph S5.3.2 to read as follows;
- g. adding new paragraphs S5.3.2.1 through S5.3.2.4 to read as follows;
- h. revising the third and fourth sentences of paragraph S5.8.3(a) to read as follows;
- i. revising paragraph S6.3 to read as follows; and
- j. adding new Figures 19 and 20 following the text of the standard.

The additions and revisions read as follows.

**§ 571.108 Standard No. 108; Lamps, reflective devices, and associated equipment.**

\* \* \* \* \*  
S4. Definitions.  
\* \* \* \* \*

*Axis of reference* means the characteristic axis of the lamp for use as the direction of reference (H = 0°, V = 0°) for angles of field for photometric measurements and for installing the lamp on the vehicle.

\* \* \* \* \*  
*Effective light-emitting surface* means that portion of a lamp that directs light to the photometric test pattern, and does not include transparent lenses, mounting hole bosses, reflex reflector area, beads or rims that may glow or produce small areas of increased intensity as a result of uncontrolled light from an area of 1/2 degree radius around a test point.

*Effective projected luminous lens area* means the area of the orthogonal projection of the effective light-emitting surface of a lamp on a plane perpendicular to a defined direction relative to the axis of reference. Unless otherwise specified, the direction is coincident with the axis of reference.

\* \* \* \* \*  
S5.1.1.12 On a motor vehicle, except a passenger car, whose overall width is 2032 mm. (80 inches) or more, measurements of the effective projected luminous lens area, and of the photometrics of a multiple compartment stop lamp and a multiple compartment turn signal lamp, shall be made for the entire lamp and not for the individual compartments.

\* \* \* \* \*  
S5.1.1.25 Each turn signal lamp on a motorcycle shall have an effective projected luminous lens area of not less

than 2258 square mm. (3 1/2 square inches).

\* \* \* \* \*

S5.1.1.26 \* \* \*

(a) The effective projected luminous lens area of a single compartment stop lamp, and a single compartment rear turn signal lamp, shall be not less than 50 square centimeters (7 3/4 square inches).

(b) If a multiple compartment lamp or multiple lamps are used to meet the photometric requirements for stop lamps and rear turn signal lamps, the effective projected luminous lens area of each compartment or lamp shall be at least 22 square centimeters, provided the combined area is at least 50 square centimeters (7 3/4 square inches).

S5.1.1.27(a) \* \* \*

(1) Shall have an effective projected luminous lens area not less than 2903 square mm. (4 1/2 square inches).

(2) Shall meet the visibility requirements specified in S5.3.2(c).

\* \* \* \* \*

(b) \* \* \*

(1) Are identical in size and shape and have an effective projected luminous lens area not less than 1452 square mm. (2 1/4 square inches) each.

(2) Shall meet the visibility requirements specified in S5.3.2(d).

\* \* \* \* \*

S5.1.1.28 [Reserved].

\* \* \* \* \*

S5.3 Location of required equipment. Except as provided in paragraphs S5.3.2, S5.7, and S7, each lamp, reflective device, and item of associated equipment shall be securely mounted on a rigid part of the vehicle other than glazing that is not designed to be removed except for repair, in accordance with the requirements of Table I and Table III, as applicable, and in the location specified in Table II (multipurpose passenger vehicles, trucks, trailers, and buses 80 or more inches in overall width) or Table IV (all passenger cars, and motorcycles, and multipurpose passenger vehicles, truck, trailers and buses less than 80 inches in overall width), as applicable.

S5.3.1 [Reserved].

S5.3.1.1 [Reserved].

\* \* \* \* \*

S5.3.1.1.1 [Reserved].

\* \* \* \* \*

S5.3.1.5 [Reserved].

\* \* \* \* \*

S5.3.2 Except as provided in S5.3.2.1 through S5.3.2.4 and in paragraphs S5.7 and S7, each vehicle must conform to the following requirements:

(a) Each lamp and reflective device must be installed in a location where it complies with all applicable photometric requirements and visibility requirements, with all obstructions (e.g., mirrors, snow plows, wrecker booms, backhoes, and winches) installed on the vehicle.

(b) A manufacturer must certify compliance of each lamp to one of the following visibility requirement options, and it may not thereafter choose a different option for that vehicle:

(1) When a vehicle is equipped with any lamp listed in Figure 19 of this standard, each such lamp must provide not less than 12.5 square centimeters of unobstructed effective projected luminous lens area in any direction throughout the pattern defined by the corner points specified in Figure 19 for each such lamp; or

(2) When a vehicle is equipped with any lamp listed in Figure 20 of this standard, each such lamp must provide a luminous intensity not less than that specified in Figure 20 in any direction throughout the pattern defined by the corner points specified in Figure 20 for each such lamp. The luminous intensity must be measured in accordance with the photometry test requirements of the applicable SAE Standards and Recommended Practices incorporated by reference or subreference in this standard.

(c) A high mounted stop lamp must have a signal visible to the rear through a horizontal angle from 45 degrees to the left to 45 degrees to the right of the longitudinal axis of the vehicle.

(d) High mounted stop lamps required to comply with S5.1.1.27(b) must together have a signal to the rear as specified in S5.3.2(c).

(e) Backup lamps must be mounted on the rear so that the optical center of at least one lamp is visible from any eye point elevation from at least 1828 mm (6 ft) to 610 mm (2 ft) above the horizontal plane on which the vehicle is standing; and from any position in the area, rearward of a vertical plane perpendicular to the longitudinal axis of the vehicle, 914 mm (3 ft) to the rear of the vehicle and extending 914 mm (3 ft) beyond each side of the vehicle.

S5.3.2.1 Clearance lamps may be located at a location other than on the front and rear if necessary to indicate the overall width of a vehicle, or for protection from damage during normal operation of the vehicle, and at such a location they need not meet the

photometric output at any test point that is 45 degrees inboard.

S5.3.2.2 If any required lamp or reflective device is obstructed by motor vehicle equipment (e.g., mirrors, snow plows, wrecker booms, backhoes, winches, etc.), and cannot meet requirements of S5.3.2, the vehicle must be equipped with an additional lamp or device of the same type which meet all applicable requirements of this standard, including S5.3.2.

S5.3.2.3 For signal lamps and reflective devices mounted less than 750 mm above the road surface as measured to the lamp axis of reference, the vertical test point angles located below the horizontal plane subject to photometric and visibility requirements of this standard may be reduced to 5 degrees.

S5.3.2.4 As an alternative to S5.3.2(b), each passenger car and motorcycle, and each multipurpose passenger vehicle, truck, trailer and bus that is of less than 2032 mm overall width, that are manufactured on or before September 1, 2011, and each multipurpose passenger vehicle, truck, trailer and bus of 2032 mm or more overall width that is manufactured on or before September 1, 2014, must have each lamp located so that it meets the visibility requirements specified in any applicable SAE Standard or Recommended Practice.

\* \* \* \* \*

S5.8.3(a) \* \* \* Each such lamp manufactured for use on a passenger car and on a multipurpose passenger vehicle, truck, trailer or bus less than 2032 mm. (80 inches) in overall width shall have an effective projected luminous lens area not less than 2258 square mm. (3 1/2 square inches). If multiple compartment lamps or multiple lamps are used, the effective projected luminous lens area of each compartment or lamp shall be not less than 2258 square mm. (3 1/2 square inches); however, the photometric requirements may be met by a combination of compartments or lamps.

\* \* \* \* \*

S6.3 The term "functional lighted lens area" in any SAE Standard or Recommended Practice incorporated by reference or by subreference in this standard, has the same meaning as the term "effective projected luminous lens area."

\* \* \* \* \*

BILLING CODE 4910-59-P

**FIGURE 19**

## Visibility of Installed Lighting Devices

(Lens Area Measurement Method)

ITEM	CORNER POINTS <sup>1</sup> (degrees)
Front Turn Signal Lamp <sup>2</sup>	(15U,-45H), (15U,+45H), (15D,-45H), (15D,+45H)
Rear Turn Signal Lamp	(15U,-45H), (15U,+45H), (15D,-45H), (15D,+45H)
Stop Lamp	(15U,-45H), (15U,+45H), (15D,-45H), (15D,+45H)
Parking Lamp	(15U,-45H), (15U,+45H), (15D <sup>3</sup> , -45H), (15D <sup>3</sup> , +45H)
Taillamp	(15U,-45H), (15U,+45H), (15D,-45H), (15D,+45H)

<sup>1</sup> In the horizontal (H) direction, a minus (-) sign indicates an inwards direction (toward the vehicle's longitudinal centerline) and a plus (+) sign indicates an outwards direction.

<sup>2</sup> Where more than one lamp or optical area is lighted at the front on each side of a multipurpose passenger vehicle, truck, trailer, or bus, of 2032 mm. or more overall width, only one such area need comply.

**FIGURE 20**

Visibility of Installed Lighting Devices  
(Luminous Intensity Measurement Method)

ITEM	CORNER POINTS <sup>1</sup> (degrees)	MINIMUM LUMINOUS INTENSITY (candela)
Front Turn Signal Lamp	(15U, -45H), (15U, +80H), (15D, -45H), (15D, +80H)	0.3
Rear Turn Signal Lamp	(15U, -45H), (15U, +80H), (15D, -45H), (15D, +80H)	0.3
Stop Lamp	(15U, -45H), (15U, +45H), (15D, -45H), (15D, +45H)	0.3
Front Parking Lamp	(15U, -45H), (15U, +80H), (15D, -45H), (15D, +80H)	0.05
Taillamp	(15U, -45H), (15U, +80H), (15D, -45H <sup>2</sup> ), (15D, +80H)	0.05

<sup>1</sup> In the horizontal (H) direction, a minus (-) sign indicates an inwards direction (toward the vehicle's longitudinal centerline) and a plus (+) sign indicates an outwards direction.

<sup>2</sup> -80H° for motorcycles incorporating a single lamp.

Issued on: August 5, 2004.

Jeffrey W. Runge,  
Administrator.

[FR Doc. 04-18297 Filed 8-10-04; 8:45 am]

BILLING CODE 4910-59-C

## DEPARTMENT OF TRANSPORTATION

## National Highway Traffic Safety Administration

## 49 CFR Part 571

[Docket No. NHTSA-2004-18793]

RIN 2127-AJ39; 2127-AH85

## Federal Motor Vehicle Safety Standards; Child Restraint Anchorage Systems

**AGENCY:** National Highway Traffic Safety Administration (NHTSA), Department of Transportation.

**ACTION:** Final rule, response to petitions for reconsideration; corrections.

**SUMMARY:** In June 2003, NHTSA published a response to petitions for reconsideration of earlier final rules amending Federal Motor Vehicle Safety Standard No. 225, *Child Restraint Anchorage Systems*. Subsequently, the agency received several petitions asking us to reconsider, correct or clarify some aspects of the June 2003 final rule. This document responds to those petitions. In addition, this document denies a request made in a petition for reconsideration to allow stowable (or "fold-away") lower anchors past September 1, 2004.

**DATES:** The amendments made in this rule are effective September 1, 2004. If you wish to petition for reconsideration of this rule, your petition must be received by September 27, 2004.

**ADDRESSES:** If you wish to petition for reconsideration of this rule, you should refer in your petition to the docket number of this document and submit your petition to: Administrator, Room 5220, National Highway Traffic Safety Administration, 400 Seventh Street SW., Washington, DC 20590.

**FOR FURTHER INFORMATION CONTACT:** For nonlegal issues: Michael Huntley, Office of Crashworthiness Standards, NHTSA (telephone (202) 366-0029).

For legal issues: Deirdre R. Fujita, Office of the Chief Counsel, NHTSA (telephone (202) 366-2992).

You can reach both of these officials at the National Highway Traffic Safety Administration, 400 Seventh St., SW., Washington, DC, 20590.

## SUPPLEMENTARY INFORMATION:

## Table Of Contents

- I. Introduction
- II. Background
- III. Reconsideration of the June 27, 2003 Rule
  - a. Length of the LATCH Lower Bars
  - b. Marking the Location of Lower LATCH Anchorage Bars
  - c. Corrections

- IV. Stowable Lower Anchors
- V. Effective Date
- VI. Rulemaking Analyses And Notices

## I. Introduction

On June 27, 2003, NHTSA published a final rule (68 FR 38208, Docket No. 03-15438; corrected 68 FR 54861, September 19, 2003) that provided the last of the agency's responses to petitions for reconsideration that the agency received regarding a final rule establishing Federal Motor Vehicle Safety Standard (FMVSS) No. 225, "Child restraint anchorage systems" (FMVSS No. 225, 49 CFR 571.225). Several parties petitioned for reconsideration of some of the decisions announced by that June 2003 final rule. Today's document responds to those petitions. In addition, today's document denies a request in a petition for reconsideration from Keiper GmbH & Co. (Keiper) to allow the use of stowable (or "foldaway") lower anchors past September 1, 2004.

## II. Background

## March 1999 Final Rule

On March 5, 1999, NHTSA published a final rule establishing FMVSS No. 225 (64 FR 10786, docket 98-3390, notice 2). The rule required vehicle manufacturers to equip vehicles with new child restraint anchorage systems that are standardized and independent of the vehicle seat belts. Each new system has two lower anchorages and one tether anchorage. Each lower anchorage includes a rigid round rod or bar of a specified length, onto which the connector of a child restraint system can be attached. The bars are located at the intersection of the vehicle seat cushion and seat back. The upper anchorage is a fixture to which the top tether strap of a child restraint system is to be hooked. (For convenience, this document refers to the child restraint anchorage system as the "LATCH" system. LATCH, an acronym for "Lower Anchors and Tethers for Children," was a term developed by manufacturers and retailers in educating the public on the availability and use of the new system.)

The LATCH system must meet specified strength requirements and must be either positioned in the vehicle such that the lower anchorage bars are visible to consumers, or at least marked such that their presence and location are made conspicuous. Such marking is required to be accomplished by placing a circle on the vehicle seat back or seat cushion above or below the bar.

A number of parties petitioned for reconsideration of various aspects of the March 1999 final rule, including the standard's strength requirements for the

LATCH system, the test procedures used by NHTSA to test for compliance with the requirements, and the configuration and marking of the LATCH lower anchorage bars. The agency responded to the petitions in documents published on August 31, 1999 (64 FR 47566; Docket No. 99-6160), July 31, 2000 (65 FR 46628; Docket No. 7648), and June 27, 2003, *supra*.

## III. Reconsideration of the June 27, 2003 Rule

NHTSA received petitions for reconsideration of the June 27, 2003 final rule from the Alliance of Automobile Manufacturers,<sup>1</sup> Johnson Controls, Mitsubishi, and the Ford Motor Company. The issues raised by the petitioners relate to the length of the LATCH system lower bars, to the marking of the seat back, and to the need for clarification of or minor corrections to various provisions of the final rule.

## a. Length of the LATCH Lower Bars

FMVSS No. 225 specifies the length of the lower anchorage bars of a LATCH system. Section 9.1.1(c) states that each bar must be not less than 25 millimeters (mm) long and not more than 50 mm in length. The minimum and maximum limits were adopted in part to standardize the design of the lower bars. The maximum length limit was also adopted to reduce the likelihood that the bars may bend in a crash, and to limit the ability of a child restraint to move laterally and/or rotate in a side impact crash.

In the original final rule, the maximum permissible length was 40 mm. That length referred to the straight portion of the bar to which the lower anchorage hardware of a child restraint is connected. To provide more design and manufacturing flexibility to manufacturers, the June 2003 final rule increased the maximum bar length from 40 mm to 50 mm. In addition, the June 2003 final rule included a Figure 21 that depicted the portion of the bar that is measured for compliance with the 50 mm limit. The portion shown depicted measuring the inside opening of the bar (68 FR at 38213), including the inside radii of the lower anchorage bars, and not just the straight portion of the bar as had been specified before. NHTSA believed that showing where the bar is measured would help to assure that the

<sup>1</sup> The Alliance consists of members BMW, DaimlerChrysler, Ford, General Motors, Mazda, Mitsubishi, Porsche, Toyota and Volkswagen. The Alliance supplemented its petition for reconsideration with a letter dated March 24, 2004 (Docket No. NHTSA-03-15438-11).



measurement is objective and repeatable.

The Alliance and Johnson Controls petitioned for reconsideration of the change made by the June 2003 final rule. The petitioners stated that Figure 21 is incorrect because, they believed, measuring the inside portion of the bar would include the inside radii of the lower anchorage bars in the measurement of bar length. Because curved portions of the bar could be included in what was supposed to be a measurement of the "straight" portion of the bar (the straight portion of the bar to which the child restraint hardware connects), petitioners said that the effect of Figure 21 could limit the straight portion of the bar to less than 50 mm. The Alliance stated that some anchorages that had met S9.1.1(c) with a maximum length of 40 mm may now fail the 50 mm limit when measured according to Figure 21.

In a March 24, 2004 supplement to its petition for reconsideration, the Alliance expressed further concern about Figure 21 because, petitioner stated, it does not show how to measure the length of anchorages that do not have straight and parallel sides. (The bar depicted in the figure had straight and parallel sides.) At the same time, the petitioner recognized that the agency believed that measuring the inside opening of the bar at specified points on the bar improved the objectivity of the test. To address the agency's concern and the alleged problems with Figure 21, the petitioner suggested that S9.1.1(d) be amended to specify: (1) That the bar is measured in a vertical plane 13 mm rearward of the vertical plane that is tangent to the forward face of the anchor bar; and (2) that the bar must not be more than 60 mm in length between the anchor bar supports or other structural members that restrict lateral movement of a child restraint attachment. The petitioner believed that the 13 mm provides enough clearance to enable child restraints to attach to the bar.

**NHTSA's Response:** The agency has decided that Figure 21 is useful in showing where the LATCH bar is to be measured and should generally be retained. Yet, the agency also agrees that revisions to the figure and to the corresponding regulatory text (S9.1.1(c)) are needed, as discussed by the petitioners. As explained below, this final rule makes the amendments to the figure and regulatory text suggested by the Alliance, with one difference.

To provide the design and manufacturing flexibility intended by the agency in the June 27, 2003 final rule in increasing the maximum

allowable bar length to 50 mm, this final rule increases the maximum allowable bar length to 60 mm. Increasing the maximum bar length to 60 mm, measured as shown in Figure 21 (as revised today), will allow for the straight portion of the bar to be increased to 50 mm. This final rule also clarifies that the bar must not be more than 60 mm in length between the anchor bar supports or other structural members of the vehicle that restrict lateral movement of the components of a child restraint that are designed to attach to the bars. In other words, the LATCH anchorage bars are not required to have the "U" shape shown in Figure 21. (The Figure will also bear wording that the depiction of the U shape is for illustration purposes only.)

Another amendment relates to the Alliance's suggestion that S9.1.1(d) be amended to specify that the bar is measured in a vertical plane 13 mm rearward of the vertical plane that is tangent to the forward face of the anchor bar. The agency agrees that defining with more specificity where the bar is measured improves the objectivity of the requirement. However, NHTSA believes that the bar should be measured with reference to the vertical plane that is tangent to the rearward face of the anchor bar (rather than the vertical plane that is tangent to the forward face of the bar), taking into account the 6 mm thickness of the bar. Thus, the bar would be measured in a vertical plane that is 7 mm rearward of the vertical plane that is tangent to the rearward face of the anchor bar.

The agency prefers to reference the rearward face of the bar because that dimension directly defines the inside opening of the bar that interfaces with the component on the child restraint that attaches to the LATCH anchor. There would be no need to take into account the  $\pm 0.1$  mm tolerance allowed for the 6 mm diameter bar.

#### *b. Marking the Location of Lower LATCH Anchorage Bars*

FMVSS No. 225 specifies marking requirements for lower LATCH anchorage bars that can not be viewed from a forward angle of 30 degrees above a horizontal plane tangent to the seat cushion (S9.5). Vehicles in which the bars are not visible from that angle must have a permanent mark on the vehicle seat back or seat cushion at each bar's location. The permanent mark must be a circle that is not less than 13 mm ( $\frac{1}{2}$  inch) in diameter and that is located a specified distance above or below the center of each individual bar, within a specified tolerance. The purposes of marking the location of the

bars are to provide a visual reminder to consumers that the LATCH system is present and to help users locate and use the bars. 64 FR at 10802.

**Lateral Position of the Circle.** Prior to the June 27, 2003 final rule, the standard specified that the center of the circle must be in the vertical longitudinal plane that passes through the center of the bar. The June 2003 final rule amended the standard to provide a  $\pm 12$  mm lateral tolerance for centering the circle over the anchorage bar, to account for production variation and seat cover configuration. The agency declined to provide a 25 mm tolerance because NHTSA was concerned that with such a tolerance, the centerline of the circle might not be over the bar if the bar were only 25 mm long, and thus the circle may not adequately denote the location of the anchorage.

The Alliance and Ford Motor Company petitioned for reconsideration of the agency's decision not to adopt a lateral tolerance of  $\pm 25$  mm for the placement of the circle. The petitioners strongly believe that it is impracticable to meet the 12 mm tolerance for some types of vehicles, such as passenger cars that have the LATCH anchors mounted directly to the floor pan with the seat back and cushion independently mounted to the body structure at the assembly plant. The Alliance stated that—

the markings are applied to the seat back trim material before the trim cover is assembled onto the seat back, and there is considerable variation in the location of the marking after the seat trim cover is assembled onto the seat back. Variation in position of the seat back in the vehicle introduces further variation in position of the markings on a seat relative to the anchors on the floor. Reducing this variation would require a costly change in design and different final line vehicle assembly methods with no commensurate increase in safety.

The Alliance stated also that it may not be practicable to locate some types of markings directly over the center of the anchor bar because of seat back design features such as seams, seams with piping, vertical slits to allow easier access to LATCH anchor bars, or junctions between side bolsters and seat inserts. In addition, the petitioner said that a 25 mm tolerance would harmonize with a comparable requirement of Transport Canada.

Johnson Controls, a seat supplier, submitted a May 13, 2004 letter to the docket to support the adoption of a 25 mm tolerance. Johnson Controls believed that a portion of the circle would always be over the anchor area even if a 25 mm tolerance were

specified. Further, Johnson Controls stated that established design tolerances used in seat and vehicle assembly processes currently exceed the 12 mm lateral tolerance, and that there is no existing process that allows for the seat back to be marked to meet a 12 mm tolerance.

**NHTSA's Response:** The agency has decided to grant the request to increase the lateral tolerance to 25 mm. Vehicle manufacturers have provided convincing information that for many vehicles, it would be difficult to align the center of the LATCH lower anchorage bars and a 13 mm circle with less than a 25 mm tolerance due to manufacturing processes and seat back design features. Moreover, the agency believes that increasing the tolerance to 25 mm will not significantly affect the consumers' ability to find the LATCH anchorages. While anchor bars are permitted to be as short as 25 mm in the straight portion of the bar (see revised Figure 21), most are considerably longer. Even if a 25 mm bar were used, with a 25 mm tolerance from the center of the bar, the circle will be, at farthest, tangent to a longitudinal vertical plane tangent to the side of the anchorage bar. If a person were to probe the seat bight in the area directly under the marking circle, his or her finger would easily contact the bar. For bars that are greater than 25 mm in length, with a 25 mm tolerance a portion of the marking circle will always be over some part of the bar. In either situation, marking the circle with a 25 mm tolerance will adequately provide a visual reminder to consumers that the LATCH system is present and will help users locate and use the bars. Adopting the 25 mm tolerance will also harmonize FMVSS No. 225 with the comparable Transport Canada requirement.

**Vertical Position of the Circle.** Prior to the June 27, 2003 final rule, the standard specified that the center of the circle must be not less than 50 mm and not more than 75 mm above the bar. The June 27, 2003 final rule denied a request from the Alliance that the vertical position of the marking should be located not more than 100 mm from the horizontal centerline of the anchorage bar in the vertical longitudinal plane. NHTSA did not increase the 75 mm upper limit to 100 mm because, the agency believed, it might be difficult for some consumers to align the child restraint attachments with the circles when the circles are 100 mm from the bars.

Ford Motor Company petitioned for reconsideration of this decision, stating that the 75 mm upper limit causes problems for vehicles that have large

vertical slits along the bottom of the seat back. The petitioner stated that on these vehicles, to meet the 75 mm upper limit, the access slit would have to be shortened.

The access slit cannot be long enough to readily access the anchors and provide room for hook-type attachments to be tightened while still keeping the markings within the 50 to 75 mm tolerance (and within  $\pm 25$  mm of the lateral center of the anchor bar). \* \* \* Child restraint manufacturers are reporting damage, particularly to leather seats, from hook-type attachments, which are pulled sharply upward when the child seat attachments are tightened.

Ford stated that increasing the permitted vertical range to 50 to 100 mm would allow longer vertical access slits.

**NHTSA's Response:** Ford has submitted new information on the need for a longer vertical slit that has convinced NHTSA that the permitted vertical range of the circle should be increased to 100 mm from the LATCH bar. An increase to 100 mm balances the need for a longer slit (to decrease the wear-and-tear on the fabric, leather or other material out of which the seat cover is fabricated) with the need for reasonable proximity of the circle to the anchorage bar. This final rule amends S9.5(a)(3) and Figure 22 to permit the circle to be 50 to 100 mm above the bar.

**Permanency.** The June 27, 2003 final rule included a discussion in the preamble that explained that the agency was not allowing the use of tags to meet the marking requirement, *i.e.*, the circle could not be placed on a tag that stuck out from the vehicle seat back like a flag. NHTSA was concerned that, if only one side of a tag were sewn into a seam, it was foreseeable that a consumer would snip it off. The final rule included a provision that a tag could be used only if it is sewn on at least half of its border (so as to not invite snipping).

The Alliance petitioned for reconsideration of the requirement that a tag had to be sewn on at least half its border. The petitioner said that sewing half of the border of a tag forms a loop that can catch on the clothing of occupants (particularly pocket rivets), and may be susceptible to damage. (Some of the members of the Alliance misunderstood NHTSA's requirement that a tag must be sewn on at least half its border. By this requirement, the agency meant to ensure that fabric tags lay flat on the seat back or cushion, and will not stick out from a seam. Some members envisioned folding a fabric tag in half and sewing the two matching edges into a seam. The resulting tag protrudes from the seam even though

half of its border was sewn, which was contrary to NHTSA's intent.)

**NHTSA's Response:** The agency has reconsidered its position that the standard should prohibit tags from protruding from the vehicle seat back or seat cushion. The agency originally adopted the provision against sewing only one side of a tag out of a concern that consumers could find the tag bothersome and may be tempted to snip it off. This concern was discussed in a letter interpreting a provision in FMVSS No. 213, "Child restraint systems" (49 CFR 571.213), that requires rear-facing child restraints to be permanently labeled with a crucial safety warning not to place a rear-facing child restraint in the front seat of a vehicle equipped with a passenger-side air bag. <http://www.nhtsa.dot.gov/cars/rules/interps/files/13960sew.lab.html>. The label is required to be fairly large (it averages about 54 square cm) and conspicuous, and located on the child restraint where the child's head would rest. The agency decided that by virtue of its location and ease of detachment by cutting, tearing or pulling off the single row of stitching attaching the label, the label invited removal and was not likely to stay attached during the course the restraint would be used. These considerations are not present for a tag having a 13 mm circle, located near the vehicle seat bight. Such a tag is not nearly so likely to be removed as a large warning label protruding from the padding of the child restraint in the area where a child's head would rest.

Vehicle manufacturers have indicated that tags can facilitate the marking of the LATCH lower anchorages, possibly reducing costs and increasing design flexibility. Because of this, and because the need to prohibit protruding tags is small in the FMVSS No. 225 situation as compared to that of the FMVSS No. 213 air bag warning label, NHTSA is amending S9.5(a)(4) of FMVSS No. 225 to specify that the circle may be on a tag, and to remove any specification as to how much of the tag's border must be sewn.

#### c. Corrections

This final rule makes the following corrections to and clarifications of the June 27, 2003 final rule.

#### Effective Date

In its petition for reconsideration, Mitsubishi stated that it was unclear when the amendments made by the June 27, 2003 final rule to S9 were to take effect. The June 2003 final rule stated that the effective date for the document was 30 days from publication (August 26, 2003), but Mitsubishi believed that

NHTSA intended to have the amendments come into force September 1, 2004. Mitsubishi is correct that the agency intended the mandatory compliance date for the amendments to be September 1, 2004. Vehicles manufactured on or after that date would have to meet the amended requirements.

NHTSA notes that the June 27, 2003 should also have specified that voluntary early compliance would be permitted. Manufacturers were allowed to certify their vehicles as meeting FMVSS No. 225, as amended, prior to September 1, 2004.

#### Simultaneous Testing

The Alliance raised an issue in a September 13, 2000 submission to a previous docket on FMVSS No. 225 (Docket No. 00-7648-5) that the agency inadvertently did not address. FMVSS No. 225 specifies test conditions and procedures for testing tether anchorages. The standard originally specified that in the case of a row of designated seating positions that has more than one tether anchorage, at the agency's option, each tether anchorage could be tested simultaneously (S6.3.3, 64 FR at 10825). The agency later amended this provision, at the request of the Alliance, to specify that adjacent seating positions should only be subject to simultaneous testing if two child restraints, 400 mm wide, can be properly installed side-by-side (65 FR 46628). (Based on the width of typical child restraints, a center-to-center distance between adjacent seating positions of at least 400 mm is needed to install child restraints in adjacent seating positions properly.) That is, if there is a row of seats in which three adjacent seating positions are equipped with lower anchorages, but it is physically impossible to install three child restraints properly in these seating positions, there is no need to test all three LATCH systems (or tether anchorages) simultaneously. (65 FR at 46637.)

The agency implemented the amendment applying to the simultaneous testing of tether anchorages by amending S6.3.3 and S6.3.4 and adding a Figure 20. In S6.3.3, S6.3.4 and Figure 20, reference is made to measuring a distance between "the two lower anchorages" at the seating position. The Alliance noted that the reference does not provide for determining whether to test simultaneously tether anchorages at seating positions that do not have "lower anchorages" (child restraints would be attached at such seating positions by use of the vehicle's belt system and top tether anchorage). The

Alliance suggested that NHTSA correct S6.3.3, S6.3.4 and Figure 20 by specifying that the midpoint of such seating positions "lies in the vertical longitudinal plane that passes through the SgRP [seating reference point] of the seating position." NHTSA agrees and has made the correction in this document.

#### Displacement Limit for Lateral Pull Test

In its petition for reconsideration, Johnson Controls and the Alliance stated that it was unclear whether NHTSA intended the displacement limit for lower LATCH anchorages in the lateral pull test specified in S9.4.1(b) to be the same for lower anchorages that are in outboard and non-outboard designated seating positions. Johnson Controls said that regulatory text specifies 150 mm for anchorages in both seating positions but that the preamble discussing the change implied that the 150 mm requirement applied only to non-outboard seating positions.

The 150 mm requirement applies to anchorages in both the outboard and non-outboard seating positions. The agency has amended the text of S9.4.1(b) to make this clearer.

#### Phase-In Dates

The Alliance noted that some of the dates in section S16 were in error. S16 specifies a one-year phase-in schedule for vehicles manufactured on or after September 1, 2004 and before September 1, 2005. The introductory paragraph of S16 states that, "At anytime during the production year ending August 31, 2004," manufacturers must provide information to NHTSA upon request. The Alliance correctly noted that the date should be August 31, 2005, to make reference to the one-year period during which the requirements are phased in. Today's document makes this correction.

The petitioner also referred to S16.1(b), which specifies that the number of vehicles that must meet certain requirements must not be less than 90 percent of the manufacturer's production in a specified one-year period. The final rule stated that that period is from September 1, 2003 to September 1, 2004. The petitioner stated that the period should be September 1, 2004 to September 1, 2005, to match the production year of interest. The agency agrees and has made the correction.

#### S9.3

The agency has noted that the electronic Code of Federal Regulations shows that S9.3 of FMVSS No. 225 is no longer included in the standard. There was no intent by NHTSA that the

section be removed. Today's document replaces the paragraph in FMVSS No. 225.

#### IV. Stowable Lower Anchors

Final rules of August 31, 1999 and July 31, 2000, *supra*, that responded to various issues raised in petitions for reconsideration of the rulemaking that established FMVSS No. 225 permitted vehicle manufacturers to meet a then-draft standard developed by the International Organization for Standardization (ISO) during an interim period. (That interim period originally was set to expire September 1, 2002 but was extended to September 1, 2004.) NHTSA permitted compliance with the draft ISO standard because manufacturers were able to produce vehicles in the short-term that could meet the anchorage strength levels in the ISO requirements.

Keiper requested in a petition for reconsideration that NHTSA retain one aspect of the draft ISO standard on a permanent basis. The draft ISO standard allowed the use of stowable or fold-away lower anchorages of a LATCH system. The petitioner believes that stowable/foldaway anchorages address difficulties in mounting lower LATCH anchorages in seating positions that have a limited area in which to locate the anchorages and in those positions that have deeply contoured seats. The petitioner also believes that the stowable or fold-away anchorages could be placed farther to the rear than rigidly-mounted LATCH lower anchorages. The petitioner said that that placement would increase the potential safety and comfort for adult seat occupants. Petitioner stated that it offers a "standard" and "economy" models of a stowable anchorage system.

In the "park" position, these components are out of sight in the gap between the backrest and the seat cushion. \* \* \* On the Standard module \* \* \*, they can be released with a pull tab. Integrated springs then bring the brackets into the "ready" position. The eccentric mounting, combined with the active force of the springs prevent the brackets from swinging out of position while the child seat is being installed. In the basic Economy version \* \* \*, each bracket is manually folded out of the gap between the seat cushion and back rest and placed into the "ready" position \* \* \*. The Economy version anchorages are fixed in the "ready" position by a bolt element which has to be released before the anchorage can be pivoted back in its "park" position.

NHTSA is denying this request to allow stowable anchorages after August 31, 2004. Although stowable anchorages are currently used by only one vehicle manufacturer (DaimlerChrysler) on limited models, the agency is concerned

that if these anchorage systems were used more generally, they might impede efforts to achieve maximum compatibility between child restraint systems and vehicle LATCH systems. While FMVSS No. 225 has made child restraints easier to use, it is still difficult to install some LATCH-equipped child restraints in some vehicles.<sup>2</sup> NHTSA is monitoring how the LATCH system is being implemented in vehicles and on child restraints and how effectively consumers are using the system, to identify any areas that need to be addressed to improve compatibility between vehicles and child restraints further (Docket NHTSA 2003-15998). Consumers are just beginning to become familiar with standardized LATCH systems. Compatibility is unlikely to be fostered by a variation in the usability of LATCH at this time.

Stowable anchorages, which are not standardized in form or function by FMVSS No. 225 in their stowed position, are new to the vast majority of consumers. Because FMVSS No. 225 does not specify how stowable anchorages are stowed, deployed, or restowed, stowable systems could be designed to operate in disparate ways and to be stowed in the seat bight (or elsewhere) at varied locations. The lack of standardization could increase consumer uncertainty about using the system, and possibly cause misuse or nonuse of the anchorages.

The agency does not believe that stowable anchorages meet a safety need that warrants using limited agency resources to standardize them. A search of the NHTSA Hotline database shows only one consumer complaint about discomfort from feeling a non-stowable lower LATCH anchorages. IIHS has also told NHTSA that it has not heard of any complaints about non-stowable anchorages.

#### V. Effective Date

The agency is making today's amendments effective September 1, 2004. This final rule amends requirements that will come into effect on that date. For that reason, NHTSA finds for good cause to make this final rule effective in less than 180 days. Voluntary early compliance with the amendments made in today's final rule is permitted.

<sup>2</sup> June 11, 2003 joint press event; NHTSA, Consumers Union, and the Insurance Institute for Highway Safety (IIHS).

#### VI. Rulemaking Analyses and Notices

##### a. Executive Order 12866 (Regulatory Planning and Review) and DOT Regulatory Policies and Procedures

This rulemaking document was not reviewed under E.O. 12866, "Regulatory Planning and Review." We have considered the impacts of this rulemaking action and have determined that this action is not "significant" within the meaning of the Department of Transportation's regulatory policies and procedures. We have further determined that the effects of this rulemaking do not warrant preparation of a full final regulatory evaluation. This document resolves relatively minor issues raised by petitions for reconsideration of a June 2003 final rule. Manufacturers will be minimally affected by this rulemaking because generally it does not change the manufacturers' responsibilities to install tether anchorages and LATCH systems previously established by the issuance of FMVSS No. 225. This rule provides slightly more flexibility in how vehicle seat backs must be marked to identify the presence and location of the lower LATCH anchorages that are hidden from view. It also provides for greater leeway in the length of the lower bars. This rule corrects and clarifies some requirements and test procedures, but overall does not impose new test burdens.

##### b. Regulatory Flexibility Act

NHTSA has considered the effects of this rulemaking action under the Regulatory Flexibility Act. I hereby certify that it will not have a significant economic impact on a substantial number of small entities. This rule affects motor vehicle manufacturers, almost all of which are not small businesses. Even if there are motor vehicle manufacturers that qualify as small entities, this rule will not have a significant economic impact on them because it generally does not change the manufacturers' responsibilities to install LATCH systems pursuant to FMVSS No. 225. Accordingly, the agency has not prepared a regulatory flexibility analysis.

##### c. Executive Order 13132 (Federalism)

This rulemaking action has been analyzed in accordance with the principles and criteria contained in Executive Order 13132. This rule will not have a substantial direct effect on States, on the relationship between the national government and the States, or on the distribution of power and responsibilities among the various levels of government, as specified in Executive Order 13132. Accordingly,

NHTSA has determined that this final rule does not contain provisions that have federalism implications or that preempt State law.

##### d. Unfunded Mandates Reform Act

The Unfunded Mandates Reform Act of 1995 (Pub. L. 104-4) requires agencies to prepare a written assessment of the costs, benefits and other effects of proposed or final rules that include a Federal mandate likely to result in the expenditure by State, local or tribal governments, in the aggregate, or by the private sector, of more than \$100 million annually. This rule does not impose any unfunded mandates as defined by that Act.

##### e. National Technology Transfer and Advancement Act

Under the National Technology Transfer and Advancement Act of 1995 (NTTAA) (Pub. L. 104-113), "all Federal agencies and departments shall use technical standards that are developed or adopted by voluntary consensus standards bodies, using such technical standards as a means to carry out policy objectives or activities determined by the agencies and departments."

In developing today's document, we considered a standard issued by the ISO on child restraint anchorage systems. ISO is a worldwide voluntary federation of ISO member bodies. In responding to petitioners for reconsideration, we considered the ISO standard to guide our decisionmaking to the extent consistent with the Safety Act. The ISO standard permits stowable anchorages. NHTSA has decided not to permit these anchorages because consumers in this country are only now becoming familiar with the non-stowable LATCH system. We are concerned that the lack of standardization of stowable anchorages could increase consumer uncertainty about using the system, and possibly cause misuse or nonuse of the anchorages. We also considered the regulations developed by Transport Canada in making decisions about the standard's marking requirements.

##### f. National Environmental Policy Act

NHTSA has analyzed this rulemaking action for the purposes of the National Environmental Policy Act. The agency has determined that implementation of this action will not have any significant impact on the quality of the human environment.

##### g. Executive Order 12778 (Civil Justice Reform)

This rule does not have any retroactive effect. Under section 49 U.S.C. 30103, whenever a Federal motor

vehicle safety standard is in effect, a State may not adopt or maintain a safety standard applicable to the same aspect of performance which is not identical to the Federal standard, except to the extent that the State requirement imposes a higher level of performance and applies only to vehicles procured for the State's use. 49 U.S.C. 30161 sets forth a procedure for judicial review of final rules establishing, amending or revoking Federal motor vehicle safety standards. That section does not require submission of a petition for reconsideration or other administrative proceedings before parties may file suit in court.

**h. Paperwork Reduction Act**

This rule does not contain any collection of information requirements requiring review under the Paperwork Reduction Act of 1995 (Pub. L. 104-13).

**i. Viewing Docket Submissions**

You may read the comments received by Docket Management at Room PL-401, 400 Seventh Street, SW., Washington DC 20590 (telephone (202) 366-9324). You may visit the Docket from 10 a.m. to 5 p.m., Monday through Friday.

You may also see the comments on the Internet. Go to the Docket Management System (DMS) Web page of the Department of Transportation (<http://dms.dot.gov/>).

Anyone is able to search the electronic form of all comments received into any of our dockets by the name of the individual submitting the comment (or signing the comment, if submitted on behalf of an association, business, labor union, etc.). You may review DOT's complete Privacy Act Statement in the **Federal Register** published on April 11, 2000 (Volume 65, Number 70; Pages 19477-78) or you may visit <http://dms.dot.gov>.

**List of Subjects in 49 CFR Part 571**

Imports, Incorporation by reference, Motor vehicle safety, Reporting and recordkeeping requirements, Tires.

■ In consideration of the foregoing, NHTSA amends 49 CFR chapter V as set forth below.

**PART 571—FEDERAL MOTOR VEHICLE SAFETY STANDARDS**

■ 1. The authority citation for part 571 continues to read as follows:

**Authority:** 49 U.S.C. 322, 30111, 30115, 30117 and 30166; delegation of authority at 49 CFR 1.50.

■ 2. Section 571.225 is amended by:

- a. Revising S6.3.3(a)(1) and S6.3.4.3(a)(1);
- b. Revising S9.1.1(c);
- c. Adding S9.3;
- d. Revising S9.4.1(b), S9.5(a)(3) and S9.5(a)(4);
- e. Revising the introductory paragraph of S16, and revising S16.1(b); and
- f. Revising Figures 20, 21 and 22.

The revised and added figures and paragraphs read as follows:

**§ 571.225 Standard No. 225; Child restraint anchorage systems.**

\* \* \* \* \*  
 S6.3.3 Provisions for simultaneous and sequential testing.

(a) \* \* \*  
 (1) The midpoint of the seating position lies in the vertical longitudinal plane that is equidistant from vertical longitudinal planes through the geometric center of each of the two lower anchorages at the seating position. For those seating positions that do not provide lower anchorages, the midpoint of the seating position lies in the vertical longitudinal plane that passes through the SgRP of the seating position.

\* \* \* \* \*  
 S6.3.4.3 Provisions for simultaneous and sequential testing.

(a) \* \* \*  
 (1) The midpoint of the seating position lies in the vertical longitudinal plane that is equidistant from vertical longitudinal planes through the geometric center of each of the two lower anchorages at the seating position. For those seating positions that do not provide lower anchorages, the midpoint of the seating position lies in the vertical longitudinal plane that passes through the SgRP of the seating position.

\* \* \* \* \*  
 S9.1.1 \* \* \*

(c) As shown in Figure 21, are:  
 (i) Not less than 25 mm in length, and  
 (ii) Are not more than 60 mm in length between the anchor bar supports or other structural members of the vehicle that restrict lateral movement of the components of a child restraint that are designed to attach to the bars, measured in a vertical plane 7 mm rearward of the vertical plane that is tangent of the rearward face of the anchor bar.

\* \* \* \* \*  
 S9.3 Adequate fit of the lower anchorages. Each vehicle and each child restraint anchorage system in that vehicle shall be designed such that the CRF can be placed inside the vehicle

and attached to the lower anchorages of each child restraint anchorage system, with adjustable seats adjusted as described in S9.3(a) and (b).

(a) Place adjustable seat backs in the manufacturer's nominal design riding position in the manner specified by the manufacturer; and

(b) Place adjustable seats in the full rearward and full downward position.

(c) To facilitate installation of the CRF in a vehicle seat, the side, back and top frames of the CRF may be removed for installation in the vehicle, as indicated in Figure 1A of this standard. If necessary, the height of the CRF may be 560 mm.

**S9.4 Strength of the lower anchorages.**

S9.4.1 \* \* \*  
 (b) 150 mm, for lower anchorages when a force of 5,000 N is applied in a lateral direction in a vertical longitudinal plane that is 75 ± 5 degrees to either side of a vertical longitudinal plane.

\* \* \* \* \*  
 S9.5 \* \* \*  
 (a) \* \* \*

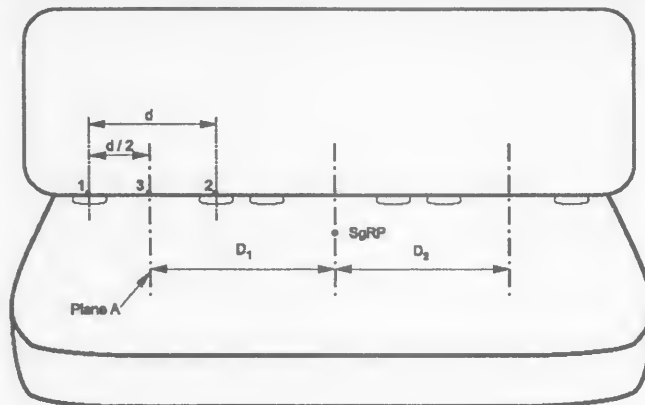
(3) That is located such that its center is on each seat back between 50 and 100 mm above or on the seat cushion 100 ± 25 mm forward of the intersection of the vertical transverse and horizontal longitudinal planes intersecting at the horizontal centerline of each lower anchorage, as illustrated in Figure 22. The center of the circle must be in the vertical longitudinal plane that passes through the center of the bar (±25 mm).

(4) The circle may be on a tag.

\* \* \* \* \*  
 S16. Phase-in of strength requirements for vehicles manufactured on or after September 1, 2004 and before September 1, 2005. At anytime during the production year ending August 31, 2005, each manufacturer shall, upon request from the Office of Vehicle Safety Compliance, provide information identifying the vehicles (by make, model and vehicle identification number) that have been certified as complying with S6.3.1 or S6.3.4, and with S9.4 or S15.2 and S15.3. The manufacturer's designation of a vehicle as meeting the particular requirement is irrevocable.

S16.1 \* \* \*  
 (b) The manufacturer's production on or after September 1, 2004 and before September 1, 2005.

\* \* \* \* \*  
**BILLING CODE 4910-59-P**

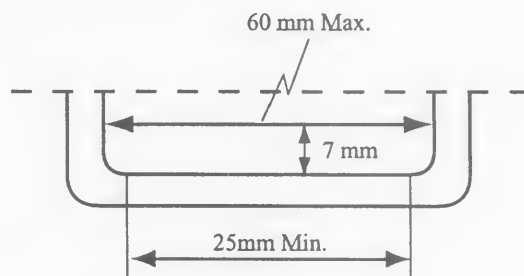


d = center to center distance between lower anchorages for a given seating position (nominally 280 mm).

D = distance between vertical longitudinal planes located midway between the anchorages for a given seating position.

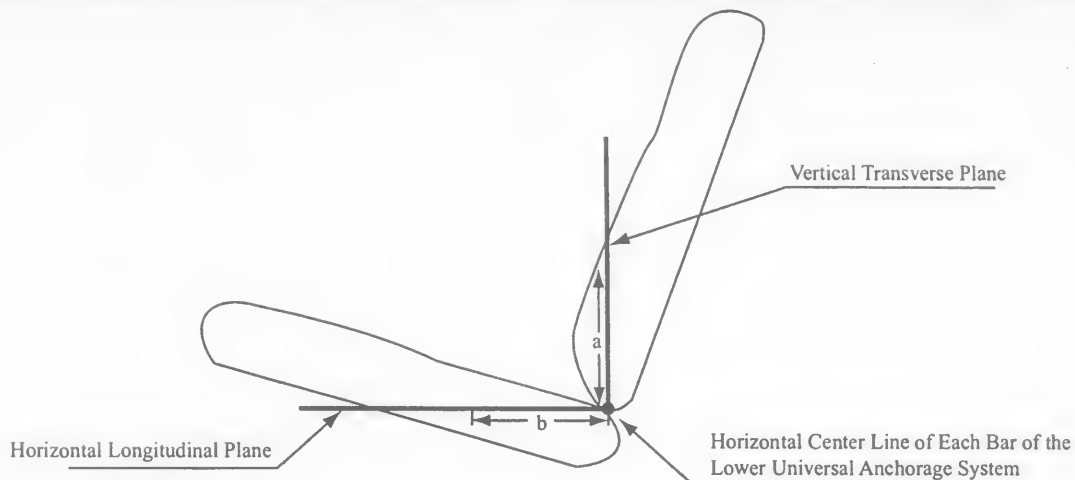
SgRP = Seating reference point, as defined in 49 CFR §571.3.

Figure 20 – Measurement of Distance Between Adjacent Seating Positions for Use in Simultaneous Testing



Configuration shown is for illustration purposes only.

Figure 21. Length of Lower Anchorage Bars



Notes:

1. Drawing not to scale.
2.  $50 \text{ mm} \leq a \leq 100 \text{ mm}$ .
3.  $b = 100 \text{ mm} \pm 25 \text{ mm}$ .

Figure 22. Placement of Symbol on the Seat Back and Seat Cushion of a vehicle

Issued on August 3, 2004.

Jeffrey W. Runge,  
Administrator.

[FR Doc. 04-18199 Filed 8-10-04; 8:45 am]

BILLING CODE 4910-59-C

# Proposed Rules

Federal Register

Vol. 69, No. 154

Wednesday, August 11, 2004

This section of the FEDERAL REGISTER contains notices to the public of the proposed issuance of rules and regulations. The purpose of these notices is to give interested persons an opportunity to participate in the rule making prior to the adoption of the final rules.

## DEPARTMENT OF TRANSPORTATION

### Federal Aviation Administration

#### 14 CFR Part 71

[Docket No. FAA-2004-18736; Airspace Docket No. 04-AEA-10]

#### Proposed Establishment of Class E Airspace; Jonesville, VA

**AGENCY:** Federal Aviation Administration (FAA), DOT.

**ACTION:** Notice of proposed rulemaking.

**SUMMARY:** This notice proposes to establish Class E airspace area at Jonesville, VA. The development of a Standard Instrument Approach Procedure (SIAP) based on area navigation (RNAV) to serve flights into Lee County Airport, Jonesville, VA under Instrument Flight Rules (IFR) has made this proposal necessary. Controlled airspace extending upward from 700 feet Above Ground Level (AGL) is needed to contain aircraft executing the approach. The area would be depicted on aeronautical charts for pilot reference.

**DATES:** Comments must be received on or before September 10, 2004.

**ADDRESSES:** Send comments on the proposal to the Docket Management System, U.S. Department of Transportation, Room Plaza 401, 400 Seventh Street, SW., Washington, DC 20590-0001. You must identify the docket number FAA-2004-18736/Airspace Docket No. 04-AEA-10 at the beginning of your comments. You may also submit comments on the Internet at <http://dms.dot.gov>.

You may review the public docket containing the proposal, any comments received, and any final disposition in person in the Dockets Office between 9 a.m. and 5 p.m., Monday through Friday, except Federal holidays. The Docket Office (telephone 1-800-647-5527) is on the plaza level of the Department of Transportation NASSIF Building at the above address.

An informal docket may also be examined during normal business hours at the office of the Regional Air Traffic Division, Federal Aviation Administration, Eastern Region, 1 Aviation Plaza, Jamaica, NY 11434-4809.

**FOR FURTHER INFORMATION CONTACT:** Mr. Francis T. Jordan, Jr., Airspace Specialist, Airspace Branch, AEA-520, Eastern Region, 1 Aviation Plaza, Jamaica, NY 11434-4809, telephone: (718) 553-4521.

#### SUPPLEMENTARY INFORMATION:

##### Comments Invited

Interested parties are invited to participate in this proposed rulemaking by submitting such written data, views, or arguments as they may desire. Comments that provide the factual basis supporting the views and suggestions presented are particularly helpful in developing reasoned regulatory decisions on the proposal. Comments are specifically invited on the overall regulatory, economic, environmental, and energy-related aspects of the proposal. Communications should identify both docket numbers and be submitted in triplicate to the address listed above. Commenters wishing the FAA to acknowledge receipt of their comments on this notice must submit with those comments a self-addressed, stamped postcard on which the following statement is made:

"Comments to Docket No. FAA-2004-18736/Airspace Docket No. 04-AEA-10." The postcard will be date/time stamped and returned to the commenter.

##### Availability of NPRMs

An electronic copy of this document may be downloaded through the Internet at <http://dms.dot.gov>. Recently published rulemaking documents can also be accessed through the FAA's Web page at <http://www.faa.gov> or the Superintendent of Documents Web page at <http://www.access.gpo.gov/nara>.

Additionally, any person may obtain a copy of this notice by submitting a request to the Federal Aviation Administration, Office of Air Traffic Airspace Management, ATA-400, 800 Independence Avenue, SW., Washington, DC 20591, or by calling (202) 267-8783. Communications must identify both docket numbers for this notice. Persons interested in being

placed on a mailing list for future NPRMs should contact the FAA's Office of Rulemaking, (202) 267-9677, to request a copy of Advisory Circular No. 11-2A, Notice of Proposed Rulemaking Distribution System, which describes the application procedure.

##### The Proposal

The FAA is considering an amendment to part 71 of the Federal Aviation Regulations (14 CFR part 71) to establish Class E airspace area at Jonesville, VA. The development of a SIAP to serve flights operating IFR into Lee County Airport makes this action necessary. Controlled airspace extending upward from 700 feet AGL is needed to accommodate aircraft using the SIAP. Class E airspace designations for airspace areas extending upward from 700 feet or more above the surface are published in Paragraph 6005 of FAA Order 7400.9L, dated September 2, 2003, and effective September 16, 2003, which is incorporated by reference in 14 CFR 71.1. The Class E airspace designation listed in this document would be published subsequently in the Order.

The FAA has determined that this proposed regulation only involves an established body of technical regulations for which frequent and routine amendments are necessary to keep them operationally current. Therefore, this proposed regulation—(1) is not a "significant regulatory action" under Executive Order 12866; (2) is not a "significant rule" under DOT Regulatory Policies and Procedures (44 FR 11034; February 26, 1979); and (3) does not warrant preparation of a regulatory evaluation as the anticipated impact is so minimal. Since this is a routine matter that would only affect air traffic procedures and air navigation, it is certified that this proposed rule would not have significant economic impact on a substantial number of small entities under the criteria of the Regulatory Flexibility Act.

##### List of Subjects in 14 CFR Part 71

Airspace, Incorporation by reference, Navigation (air).

##### The Proposed Amendment

In consideration of the foregoing, the Federal Aviation Administration proposes to amend 14 CFR part 71 as follows:



**PART 71—[AMENDED]**

1. The authority citation for 14 CFR Part 71 continues to read as follows:

Authority: 49 U.S.C. 106(g), 40103, 40113, 40120; E.O. 10854; 24 FR 9565, 3 CFR, 1959–1963 Comp., p. 389.

**§ 71.1 [Amended]**

2. The incorporation by reference in 14 CFR 71.1 of Federal Aviation Administration Order 7400.9L, dated September 2, 2003, and effective September 16, 2003, is proposed to be amended as follows:

*Paragraph 6005 Class E airspace areas extending upward from 700 feet or more above the surface of the earth.*

\* \* \* \* \*

**AEA VA E5 Jonesville, VA (NEW)**

Lee County Airport, Jonesville, VA  
(Lat. 36°39'15" N., long. 83°13'04" W.)

That airspace extending upward from 700 feet above the surface within a 8-mile radius of Lee County Airport.

\* \* \* \* \*

Issued in Jamaica, New York, on August 3, 2004.

**John G. McCartney,**

Staff Manager of Eastern Terminal Area Operations.

[FR Doc. 04–18401 Filed 8–10–04; 8:45 am]

BILLING CODE 4910–13–M

**ENVIRONMENTAL PROTECTION AGENCY****40 CFR Part 80**

[OAR–2003–0217; FRL–7800–3]

RIN 2060–AK04

**Regulation of Fuel and Fuel Additives: Extension of California Enforcement Exemptions for Reformulated Gasoline to California Phase 3 Gasoline**

**AGENCY:** Environmental Protection Agency (EPA).

**ACTION:** Notice of proposed rulemaking.

**SUMMARY:** We are proposing to exempt refiners, importers, and blenders of gasoline subject to the State of California's Phase 3 reformulated gasoline (CaRFG3) regulations from certain enforcement provisions in the Federal reformulated gasoline (RFG) regulations. We are proposing this action because we believe that gasoline complying with the CaRFG3 regulations will provide emissions benefits equivalent to Federal Phase II RFG and because California's compliance and

enforcement program will in practice be sufficiently rigorous to assure that the standards are met. Since the Federal RFG program began in 1995, California refiners, importers and blenders have been continuously exempted from certain enforcement-related requirements such as recordkeeping and reporting, and certain sampling and testing requirements. This proposal would extend those exemptions, which are applicable to California Phase 2 gasoline, to CaRFG3. This proposal also restores the definition of "California gasoline" which was erroneously deleted.

**DATES:** Comments or a request for a public hearing must be received by October 12, 2004.

**ADDRESSES:** Submit your comments, identified by Docket ID No. OAR–2003–0217, by one of the following methods:

- Federal eRulemaking Portal: <http://www.regulations.gov>. Follow the on-line instructions for submitting comments.

- Agency Web site: <http://www.epa.gov/edocket>. EDOCKET, EPA's electronic public docket and comment system, is EPA's preferred method for receiving comments. Follow the on-line instructions for submitting comments.

- E-mail: [a-and-r-Docket@epa.gov](mailto:a-and-r-Docket@epa.gov).

- Fax: (202) 566–1741.

- Mail: OAR–2003–0217,

Environmental Protection Agency, Mailcode:6102T, 1200 Pennsylvania Ave., NW., Washington, DC 20460.

- Hand Delivery: EPA/DC, EPA West, Room B102, 1301 Constitution Ave., NW., Washington, DC. Such deliveries are only accepted during the Docket's normal hours of operation, and special arrangements should be made for deliveries of boxed information.

**Instructions:** Direct your comments to Docket ID No. OAR–2003–0217. EPA's policy is that all comments received will be included in the public docket without change and may be made available online at <http://www.epa.gov/edocket>, including any personal information provided, unless the comment includes information claimed to be Confidential Business Information (CBI) or other information whose disclosure is restricted by statute. Do not submit information that you consider to be CBI or otherwise protected through EDOCKET, regulations.gov, or e-mail. The EPA EDOCKET and the Federal regulations.gov Web sites are "anonymous access" systems, which means EPA will not know your identity or contact information unless you

provide it in the body of your comment. If you send an e-mail comment directly to EPA without going through EDOCKET or regulations.gov, your e-mail address will be automatically captured and included as part of the comment that is placed in the public docket and made available on the Internet. If you submit an electronic comment, EPA recommends that you include your name and other contact information in the body of your comment and with any disk or CD-ROM you submit. If EPA cannot read your comment due to technical difficulties and cannot contact you for clarification, EPA may not be able to consider your comment. Electronic files should avoid the use of special characters, any form of encryption, and be free of any defects or viruses. For additional information about EPA's public docket visit EDOCKET on-line or see the **Federal Register** of May 31, 2002 (67 FR 38102).

**Docket:** All documents in the docket are listed in the EDOCKET index at <http://www.epa.gov/edocket>. Although listed in the index, some information is not publicly available, i.e., CBI or other information whose disclosure is restricted by statute. Certain other material, such as copyrighted material, is not placed on the Internet and will be publicly available only in hard copy form. Publicly available docket materials are available either electronically in EDOCKET or in hard copy at the Air Docket, EPA/DC, EPA West, Room B102, 1301 Constitution Ave., NW., Washington, DC. The Public Reading Room is open from 8:30 a.m. to 4:30 p.m., Monday through Friday, excluding legal holidays. The telephone number for the Public Reading Room is (202) 566–1744, and the telephone number for the Air Docket is (202) 566–1742.

**FOR FURTHER INFORMATION CONTACT:** Anne Pastorkovich, Attorney/Advisor, Transportation and Regional Programs Division, Office of Transportation and Air Quality (6406J), Environmental Protection Agency, 1200 Pennsylvania Ave., NW., Washington, DC 20460; telephone number: (202) 343–9623; fax number: (202) 343–2801; e-mail address: [pastorkovich.anne-marie@epa.gov](mailto:pastorkovich.anne-marie@epa.gov).

**SUPPLEMENTARY INFORMATION:****I. General Information****A. Does This Action Apply to Me?**

Regulated categories and entities potentially affected by this proposed action include:

Category	NAICSs codes <sup>a</sup>	SIC codes <sup>b</sup>	Examples of potentially regulated parties
Industry .....	324110	2911	Petroleum refiners.
Industry .....	422710	5171	Gasoline Marketers and Distributors.
Industry .....	422720	5172	

<sup>a</sup> North American Industry Classification System (NAICS).

<sup>b</sup> Standard Industrial Classification (SIC) system code.

This table is not intended to be exhaustive, but rather provides a guide for readers regarding entities likely to be regulated by this proposed action. This table lists the types of entities that EPA is now aware could be potentially regulated by this action. Other types of entities not listed in the table could also be regulated. To determine whether an entity is regulated by this proposed action, one should carefully examine the RFG provisions at 40 CFR part 80, particularly § 80.81 dealing specifically with California gasoline. If you have questions regarding the applicability of this proposed action to a particular entity, consult the person listed in the preceding **FOR FURTHER INFORMATION CONTACT** section.

#### B. What Should I Consider as I Prepare My Comments for EPA?

1. **Submitting CBI.** Do not submit this information to EPA through EDOCKET, regulations.gov or e-mail. Clearly mark the part or all of the information that you claim to be CBI. For CBI information in a disk or CD-ROM that you mail to EPA, mark the outside of the disk or CD-ROM as CBI and then identify electronically within the disk or CD-ROM the specific information that is claimed as CBI. In addition to one complete version of the comment that includes information claimed as CBI, a copy of the comment that does not contain the information claimed as CBI must be submitted for inclusion in the public docket. Information so marked will not be disclosed except in accordance with procedures set forth in 40 CFR part 2.

2. **Tips for Preparing Your Comments.** When submitting comments, remember to:

i. Identify the rulemaking by docket number and other identifying information (subject heading, **Federal Register** date and page number).

ii. Follow directions—The agency may ask you to respond to specific questions or organize comments by referencing a Code of Federal Regulations (CFR) part or section number.

iii. Explain why you agree or disagree; suggest alternatives and substitute language for your requested changes.

iv. Describe any assumptions and provide any technical information and/or data that you used.

v. If you estimate potential costs or burdens, explain how you arrived at your estimate in sufficient detail to allow for it to be reproduced.

vi. Provide specific examples to illustrate your concerns, and suggest alternatives.

vii. Explain your views as clearly as possible, avoiding the use of profanity or personal threats.

viii. Make sure to submit your comments by the comment period deadline identified.

#### II. Current Status and Basis for California Enforcement Exemptions

Section 211(k) of the Federal Clean Air Act (the Act) directs the EPA to establish requirements for reformulated gasoline (RFG) to be used in specified ozone nonattainment areas, as well as "anti-dumping" requirements for conventional gasoline used in the rest of the country. The areas covered by the Federal RFG program in California are San Joaquin Valley, Los Angeles, San Diego, and Sacramento.<sup>1</sup> The RFG provisions of the Act require EPA to promulgate regulations to reduce the emissions of ozone forming volatile organic compounds (VOCs) and toxic air pollutants from gasoline-fueled motor vehicles. Such regulations must also require that there be no increase in the emission of oxides of nitrogen (NO<sub>x</sub>) over baseline levels. Finally, gasoline subject to the RFG requirements must meet certain content standards for oxygen, benzene and heavy metals.

The RFG program was designed to be implemented in two phases. The Phase I program was in effect from January 1, 1995, through December 31, 1999. The Phase II program, which began on January 1, 2000, and is currently in effect, is similar to the Phase I program, but requires even greater reductions in emissions of VOC, toxics and NO<sub>x</sub>. The regulations for RFG and conventional gasoline may be found at 40 CFR part 80, subparts D, E, and F.

<sup>1</sup> See <http://www.epa.gov/otaq/rfgmap.jpg> for a map and listing of RFG covered areas and 40 CFR 80.70 for a listing of covered areas by state. A copy of the map has been placed in the docket for this rulemaking.

On September 18, 1992, the California Air Resources Board (CARB) adopted regulations establishing California's state Phase 2 reformulated gasoline program ("California Phase 2 RFG"), which became effective March 1, 1996. These regulations established a comprehensive set of gasoline specifications designed to achieve reductions in emissions of VOCs, NO<sub>x</sub>, carbon monoxide (CO), sulfur dioxide, and toxic air pollutants from gasoline-fueled motor vehicles.<sup>2</sup> The California Phase 2 RFG regulations set standards for eight gasoline parameters—sulfur, benzene, olefins, aromatic hydrocarbons, oxygen, Reid vapor pressure (RVP), and distillation temperatures for the 50 percent and 90 percent evaporation points (T-50 and T-90, respectively). These regulations also provide for the production and sale of alternative gasoline formulations, with certification under the CARB program based on a predictive model or on vehicle emission testing.

EPA previously adopted enforcement exemptions for California Phase 2 gasoline under the Federal Phase I RFG program.<sup>3</sup> In doing so, we concluded: (1) That the emission reductions resulting from the California Phase 2 standards would be equal to or greater than the Federal Phase I RFG standards (*i.e.*, the standards that were applicable from January 1, 1995, through December 31, 1999).

(2) That the content standard for benzene under California Phase 2 would be equivalent in practice to the Federal Phase I content standard and that the oxygen content standard of 2.0 weight percent would be achieved in Federal RFG areas, and

(3) That the CARB's compliance and enforcement program was designed to be sufficiently rigorous to ensure that Federal Phase I requirements would be met in practice.

Consequently, while the Federal Phase I RFG standards continued to apply in California, EPA exempted

<sup>2</sup> California's reformulated gasoline regulations, including California Phase 2 and Phase 3, are at Title 13, California Code of Regulations (CCR), section 2250 *et seq.* (May 1, 2003). A copy of these regulations have been placed in the docket.

<sup>3</sup> See 59 FR 7758 (February 16, 1994) and 63 FR 34818 (June 26, 1998).

refiners, importers, and blenders of gasoline sold in California from many of

the enforcement-related provisions of the Federal Phase I RFG regulations.

The exemptions applied to the gasoline they sold for use in California

and included the following provisions in 40 CFR part 80:

Requirement exempted	Citation at 40 CFR 80.xx
Compliance Surveys <sup>4</sup>	80.68
Independent Sampling & Testing	80.65(f)
Designation of Gasoline	80.65(d)
Marking of Conventional Gasoline	80.65(g) and 80.82
Downstream Oxygenate Blending	80.69
Recordkeeping	80.74 and 80.104
Reporting	80.75 and 80.105
Product Transfer Documents	80.77
Parameter Value Reconciliation Requirements	80.65(e)(2)
Reformulated Gasoline and Reformulated Gasoline Blendstock for Oxygenate Blending (RBOB) Compliance Requirements	80.65(c)
Annual Compliance Audit Requirements	80.65(h)
Compliance Attest Engagement Requirements	Subpart F

<sup>4</sup>40 CFR 80.81(e)(2) was amended to include a limited oxygen survey provision to ensure that the 2.0 weight percent standard would be achieved in Federal RFG areas. This is because some California Phase 2 gasoline sold outside of Federal RFG areas might not contain the 2.0 weight percent oxygen content. See 63 FR 34818, 34820–34822 (June 26, 1998). Under this NPRM, the oxygen survey provisions would remain appropriately applied to CaRFG3.

California refiners, importers, and blenders were not granted exemption from these Federal enforcement requirements with regard to gasoline delivered for use outside California, because the California Phase 2 standards and the CARB enforcement program do not apply to gasoline exported from California.

The original California enforcement exemptions expired on December 31, 1999 when the Federal Phase II RFG started. The exemptions expired because they were based on a comparison of California Phase 2 gasoline and Federal Phase I RFG. An appropriate equivalency determination comparing California Phase 2 and Federal Phase II gasolines would have been premature in 1994, when the final RFG regulations were issued. However, on September 15, 1999, we published a direct final rule continuing the California enforcement exemptions beyond December 31, 1999.<sup>5</sup> We took this action after comparing California Phase 2 gasoline and Federal Phase II RFG. In brief, we concluded:

(1) That the emissions reductions resulting from the California Phase 2 RFG standards would be equal to or greater than the reductions from the Federal Phase II RFG standards;

(2) That the content standards for benzene under California Phase 2 would be equivalent in practice to the Federal Phase II content standard and that the oxygen content standard of 2.0 weight percent would be achieved in Federal RFG areas, and

(3) That the CARB's compliance and enforcement program was designed to be sufficiently rigorous to ensure that

Federal Phase II requirements would be met in practice.

### III. Description of Today's Proposed Action

#### A. California's Phase 3 Gasoline Rulemaking Activities

On August 3, 2000, California first promulgated the new California Phase 3 RFG ("CaRFG3") regulations, which included a prohibition on the use of methyl tertiary-butyl ether (MTBE) by December 31, 2002. On March 21, 2001, we received a written request from the California Air Resources Board (CARB) requesting extension of the California enforcement exemptions of 40 CFR 80.81 to CaRFG3. In that letter, CARB explains that its CaRFG3 regulations were adopted in response to Governor Gray Davis's issuance of Executive Order D-5-99, directing the phase-out of methyl tertiary-butyl ether (MTBE) as an additive in California gasoline by December 31, 2002.

Since March 21, 2001, CARB has completed a series of rulemakings that amended their CaRFG3 regulations. Many of these amendments were made necessary by a postponement of the MTBE phase-out and to accommodate the use of ethanol. The MTBE phase-out was delayed until December 31, 2003 by Governor Gray Davis's issuance of a second Executive Order D-52-02.<sup>6</sup> The CaRFG3 regulations and all standards discussed in this notice represent the May 1, 2003, version of the California Reformulated Gasoline Regulations, title 13, California Code of Regulations, section 2250 *et seq.*

<sup>6</sup> A copy of the Executive Order has been placed in the docket.

#### B. EPA's Analysis and Conclusions Regarding California's Phase 3 Gasoline Regulations

In order to determine whether to apply the Federal enforcement exemptions of 40 CFR 80.81 should be applied to CaRFG3, we considered:

(1) Whether the emissions reductions resulting from CaRFG3 would be equal to or greater than the reductions from Federal Phase II RFG standards;

(2) Whether the content standard for benzene under CaRFG3 would be equivalent in practice to the Federal Phase II content standard and whether the oxygen content standard of 2.0 weight percent would be met in Federal RFG areas; and

(3) Whether CARB's compliance and enforcement program is designed to be sufficiently rigorous to ensure that the Federal Phase II requirements would be met in practice.

Considering these factors is appropriate and consistent with the analyses we used when we previously granted enforcement exemptions to refiners, importers, and blenders of California Phase 2 gasoline under both the Federal Phase I and Phase II RFG programs.<sup>7</sup>

To determine whether CaRFG3 emissions reductions that are equivalent to or greater than Federal Phase II RFG, we have evaluated the CaRFG3 standards and the Federal Phase II complex model standards and considered whether possible CaRFG3 formulations to the Federal Phase II RFG

<sup>7</sup> See 59 FR 7813 (February 16, 1994) as amended at 59 FR 36965 (July 20, 1994), 59 FR 39289 (August 2, 1994), 59 FR 60715 (November 28, 1994), 63 FR 34825 (June 26, 1998), 64 FR 49997 (September 15, 1999), and 66 FR 17263 (March 29, 2001).

<sup>5</sup> 64 FR 49992 (September 15, 1999).

emissions reduction standards. Compliance with performance standards under the Federal RFG program is determined by using the Phase II Complex Model. The Complex Model predicts VOC, toxics and NO<sub>x</sub> emissions reductions in gasoline relative to the emissions of 1990 baseline gasoline.<sup>8</sup> These reduction percentages are compared to RFG performance standards. The Federal performance standards applicable to VOC-controlled RFG designated for VOC control region 1 apply to California areas covered by the Federal RFG program.<sup>9</sup>

California's Phase 2 RFG regulations established specifications for eight gasoline parameters: sulfur, benzene,

olefins, aromatic hydrocarbons, oxygen, RVP, T50 and T90. These parameters are expressed as flat limits and, for some parameters, as averaging limits and caps. The CaRFG3 regulations revised certain of these specifications and incorporated an updated version of the California predictive model.<sup>10</sup> Refiners may produce complying California gasoline using a "recipe" that meets these parameter specifications. Alternative specifications for complying gasoline can be established by using the California predictive model to demonstrate that emissions are equivalent to those of a gasoline meeting the established specifications. Six of the

parameters are also input parameters for the EPA Complex Model. The remaining two, T50 and T90, are closely related to E200 and E300, the remaining two Complex Model inputs.<sup>11</sup>

If CaRFG3 provides emission benefits equivalent to Federal Phase II RFG, then a gasoline formulation meeting the CaRFG3 flat limit specifications should provide emission reductions, as calculated by the complex model, which meet Federal Phase II performance standards. The following table compares the emissions performance of the CaRFG3 "recipe," evaluated using the Federal Complex Model, to the Federal Phase II RFG performance standards:<sup>12</sup>

TABLE 1.—COMPARISON OF CARFG3 FLAT LIMIT RECIPE COMPLEX MODEL PERFORMANCE WITH FEDERAL PHASE II RFG STANDARDS

	VOC (% reduction)	Toxics (% reduction)	NO <sub>x</sub> (% reduction)
CaRFG3 Flat Limits with ethanol .....	27.7	30.0	14.5
CaRFG3 Flat Limits with MTBE .....	27.7	32.2	14.5
Federal per gallon standards .....	≥27.5	≥20.0	≥5.5
Federal averaged standards .....	≥29.0	≥21.5	≥6.8

Table 1 shows two sets of results; one where the oxygenate was assumed to be MTBE and the other where the oxygenate was assumed to be ethanol. The specific oxygenate affects the toxics performance estimate. Two sets of Federal standards are shown, the per gallon standards and the averaged standards. (These numerically more stringent averaged standards are applicable if a refiner chooses to comply on average, rather than on a per gallon basis.) The emissions performance of the flat limit recipe gasoline is better than the Federal RFG per gallon standards for VOC, toxics and NO<sub>x</sub> reductions, and better than the Federal RFG averaged standards for toxics and NO<sub>x</sub> reduction. Thus, gasoline produced in compliance with the CaRFG3 flat limits (which are somewhat analogous to Federal per-gallon standards) would achieve performance limits at least as stringent as the Federal Phase II RFG per-gallon standards for VOCs and at least as stringent as the averaged standards for toxics and NO<sub>x</sub>.

Thus, CaRFG3 would meet Federal standards if every gallon were produced according to this recipe.

However, we anticipate that most refiners will use the CaRFG3 predictive model to certify alternative specifications with emissions equivalent to or better than the flat limit recipe. While there are similarities between the California Phase 3 predictive model and the Federal Phase II Complex Model, there are also substantial differences. Consequently, two recipes found to have equal emissions with the California predictive model may not have equal emissions when evaluated by the Federal Complex Model. In other words, a finding that the Complex Model emissions performance of the flat limit recipe is equal to or better than the Federal standards does not guarantee that the Complex Model emissions performance of all gasoline blends that may be produced in compliance with CaRFG3 will meet or surpass the Federal standards.

For purposes of determining whether or not CaRFG3 produced and certified under the predictive model would be equivalent to Federal Phase II RFG, we considered several reasonably likely "real world" CaRFG3 formulations. These formulations were developed in connection with California's recent request for a waiver from the Federal oxygen content requirement for reformulated gasoline.<sup>13</sup> The CaRFG3 formulations depicted in Tables 2 and 3 do not represent each and every possible gasoline formulation under the California's regulations, but we believe that they provide a representative sample of that universe of gasoline formulations that are likely to be produced under the CaRFG3 program. This analysis is discussed in more detail in the following paragraphs.

In April of 1999, California applied for a waiver of the Federal oxygen content requirement for reformulated gasoline. In order to complete an evaluation of the technical basis for this waiver request, we determined that

<sup>8</sup> "Baseline gasoline" refers to a general set of properties representative of a refiner's fuel in 1990. The purpose of establishing a baseline is to prevent any degradation in the quality of gasoline in areas in which reformulated gasoline is not required. For a discussion of baselines, please refer to the RFG and anti-dumping final rule, 59 FR 7798 (February 16, 1994).

<sup>9</sup> See 40 CFR 80.41 and 80.71.

<sup>10</sup> The California predictive model, like the Complex Model, is used to predict emissions performance of gasoline.

<sup>11</sup> There is a strong correlation between T50 (the 50% distillation temperature) and E200 (the percent distilled at 200F). Likewise, there is a strong correlation between T90 (the 90% distillation temperature) and E300 (the percent distilled at 300F). For the analysis in table 1, E200 and E300 were estimated from the flat limit T50 and T90 specifications using conversions found in EPA's complex model spreadsheet.

<sup>12</sup> Oxygen was assumed to be 2.0 wt%, the midpoint of the 1.8–2.2 wt% specification and RVP was 6.90, the RVP used with the evaporative compliance option in the predictive model.

<sup>13</sup> The California waiver analysis considered the effect of changes in gasoline composition on the entire on-road and off-road gasoline-power fleet. The analysis for this proposed rule considers only Complex Model performance, which considers a portion of the on-road gasoline-powered fleet.

additional refinery modeling was needed to forecast the likely composition of CaRFG3, after California's phase-out of methyl-tertiary-butyl-ether (MTBE), with and without an oxygen waiver.<sup>14</sup> Consequently, EPA commissioned MathPro to conduct this modeling, which estimated the composition of ethanol-oxygenated and non-oxygenated CaRFG3 under various scenarios.<sup>15</sup> These scenarios varied in terms of the continued or reduced use of MTBE outside of California, whether or not refiners avoid the patent held by Unocal on certain reformulated blends, and whether ethanol is used at 2.0 or 2.7 weight percent oxygen. Although these modeling results were intended for use in the waiver evaluation, they are also helpful when considering the appropriateness of extending the existing enforcement exemptions to CaRFG3. EPA believes that these modeling results are likely to be the most accurate and comprehensive

forecasts of the likely properties of the CaRFG3 that will be sold in Federal RFG areas in California. For the purpose of this proposal, we have considered both oxygenated and non-oxygenated CaRFG3 blends.

Table 2, below, shows that oxygenated CaRFG3 produced under each of the scenarios that EPA evaluated meets Federal RFG performance standards. All of these fuels had better performance than the Federal RFG per gallon standards. With one exception (underlined in Table 2), these fuels also met or surpassed the Federal RFG averaged standards. The one exception is a fuel that was estimated to provide a VOC reduction of 28.9%. Since the Federal per gallon standard is  $\geq 27.5\%$  and the averaged standard is  $\geq 29.0\%$ , this fuel would meet the Federal per gallon but not the averaged standard. However, we believe for purposes of today's analysis, that the Federal per gallon standard is a more appropriate reference point.

MathPro's modeling assumed that essentially all CaRFG3 is certified with the flat limit variant of the Predictive Model. Therefore, the formulations which they forecast have California predictive model emissions performance equivalent to, or better than, the flat limit recipe, but do not necessarily meet California predictive model averaged limit requirements. As previously noted, California's flat limit option requires refiners to meet parameter standards on an every-gallon, rather than averaged basis. The California flat limits are analogous to the Federal RFG per-gallon standards. In both cases, refiners elect to meet less stringent standards on an every-gallon basis, rather than more stringent standards, on average. Consequently, it is appropriate to expect the complex model performance of these CaRFG3 formulations to meet the Federal Phase II per-gallon performance standards, but not necessarily to meet the Federal Phase II averaged standards.

TABLE 2.—COMPLEX MODEL PERFORMANCE OF OXYGENATED CARFG3 USING MATHPRO GASOLINE PROPERTY ESTIMATES

Ethanol (wt%) oxygen	Sulfur (ppm)	RVP (psi)	E200 (%)	E300 (%)	Aromatics (vol%)	Olefins (vol%)	Benzene (vol%)	VOC (%)	Toxics (%)	NO <sub>x</sub> (%)
2.0	15	6.66	47.20	87.60	24.10	4.40	0.64	30.2	32.9	14.8
2.0	10	6.74	46.40	88.70	23.30	3.90	0.57	29.6	34.1	15.4
2.7	10	6.85	46.90	88.10	23.20	3.80	0.70	29.0	32.8	15.4
2.7	9	6.84	46.60	88.00	23.30	3.80	0.68	29.0	32.9	15.4
2.0	17	6.60	46.80	88.30	26.50	3.40	0.62	30.1	32.0	14.3
2.0	17	6.60	45.20	90.60	19.10	4.60	0.77	30.8	33.8	16.4
2.0	13	6.62	46.20	87.70	24.30	3.70	0.60	30.1	33.2	15.0
2.0	12	6.60	46.10	88.20	28.60	2.90	0.51	29.6	32.1	14.2
2.7	10	6.76	46.20	88.60	25.70	2.80	0.66	29.1	32.1	14.9
2.7	12	6.60	44.90	87.70	22.40	2.80	0.71	30.2	32.9	15.7
2.7	8	6.73	45.40	89.00	26.30	1.90	0.63	28.9	32.1	15.0
2.7	10	6.69	45.40	88.30	25.30	2.80	0.65	29.4	32.3	15.1

Table 3 below, shows that non-oxygenated CaRFG3 produced under each of the scenarios that EPA evaluated meets Federal RFG performance standards. These fuels are not currently

permissible, because they do not contain the equivalent of 2.0 weight % oxygen. All of the fuels shown in Table 3, which EPA believes to be reasonably representative of the fuel formulations

that refiners would produce in California without an oxygen content requirement are predicted to perform better than the Federal RFG per gallon and averaged standards.

TABLE 3.—COMPLEX MODEL PERFORMANCE OF NON-OXYGENATED CARFG3 USING MATHPRO GASOLINE PROPERTY ESTIMATES

Ethanol (wt%) oxygen	Sulfur (ppm)	RVP (psi)	E200 (%)	E300 (%)	Aromatics (vol%)	Olefins (vol%)	Benzene (vol%)	VOC (%)	Toxics (%)	NO <sub>x</sub> (%)
0.0	8	6.60	47.7	87.4	23.0	5.9	0.57	30.7	32.5	15.1
0.0	7	6.60	48.7	87.6	28.6	4.7	0.51	30.0	30.4	14.0
0.0	8	6.60	48.1	87.2	26.9	2.4	0.46	29.7	32.0	14.3
0.0	10	6.60	47.7	88.0	24.3	3.9	0.49	30.3	32.9	14.8

<sup>14</sup> One of the reasons for this determination was that earlier modeling was done before the CaRFG3 predictive model was finalized. This may have affected the estimates of CaRFG3 properties developed from these earlier studies. EPA's Technical Support Document for the waiver

decision "Analysis of California's Reformulated Gasoline Oxygen Content Requirement for California Covered Areas" discusses this in greater depth. A copy of this document has been placed in the docket.

<sup>15</sup> See "Analysis of the Production of California Phase 3 Reformulated Gasoline With and Without an Oxygen Waiver", MathPro, Inc. (January 19, 2001). A copy of this document has been placed in the docket.

TABLE 3.—COMPLEX MODEL PERFORMANCE OF NON-OXYGENATED CARFG3 USING MATHPRO GASOLINE PROPERTY ESTIMATES—Continued

Ethanol (wt% oxygen)	Sulfur (ppm)	RVP (psi)	E200 (%)	E300 (%)	Aromatics (vol%)	Olefins (vol%)	Benzene (vol%)	VOC (%)	Toxics (%)	NO <sub>x</sub> (%)
0.0	12	6.60	49.0	85.8	24.8	6.0	0.52	30.5	32.2	14.3
0.0	10	6.60	49.2	87.4	28.6	4.1	0.53	30.0	30.2	13.8
0.0	12	6.60	47.6	86.8	21.2	6.3	0.52	31.0	33.8	15.3
0.0	9	6.60	47.9	87.6	25.7	3.9	0.49	30.1	32.2	14.5

Based upon a comparison of the CaRFG3 flat limit "recipe" and Federal Phase II Complex model standards, as well as a consideration of possible California fuel formulations certified using the California Phase 3 predictive model, we have concluded that the NO<sub>x</sub>, VOC and toxics emissions reductions resulting from the CaRFG3 standards would be equal to or greater than the Federal Phase II RFG standards.

The content standard for benzene for CaRFG3 is equivalent to the Federal Phase II standards. The California flat limit benzene standard is 0.80 volume percent and the averaged standard is 0.70 volume percent with a 1.10 volume percent cap. By comparison, the Federal per gallon benzene standard is 1.00 volume percent and the averaged standard is 0.95 volume percent with a 1.30 volume percent cap.

The enforcement exemptions do not excuse California refiners from meeting the 2.0 weight % oxygen requirement or any other Federal standard in RFG covered areas. The limited oxygen compliance surveys in § 80.81 would continue to apply to CaRFG3, since they are designed to ensure that gasoline in Federal RFG areas meets the Federal oxygen content standards. EPA retains its authority to sample and test California gasoline to make sure that it meets all applicable Federal standards, including the oxygen content standard.

We have also considered the design and implementation of CARB's enforcement program, which includes enforcement at refineries, import facilities, terminals, and service stations. CARB's enforcement program is generally outlined in its regulations and includes requirements that refiners submit annual compliance plans,<sup>16</sup> which outline how they will meet CaRFG3 requirements, and that refiners and importers conduct testing and maintain records of testing performed on batches of gasoline.<sup>17</sup> CARB staff summarized information on its actual enforcement activities in fiscal years 1999–2000 and 2000–2001, indicating

that 6.6% and 6.5% of gasoline sold in California was inspected, during each respective period. In 1999–2000, the violation rate was 1.9% (based on volumes sampled) and 0.5% (based on the number of samples). In 2000–2001, the violation rate was 0.16% (based on volumes sampled) and 1.06% (based on the number of samples). We believe that, considering the presence of adequate enforcement provisions in its regulations and CARB's actual enforcement activities, that the CARB enforcement program is sufficiently stringent to ensure that the California standards will be met. For all these reasons, we believe it is appropriate to apply the enforcement exemptions at 40 CFR 80.81 to refiners, importers, and blenders of CaRFG3.

#### C. Definition of California Gasoline

This proposed rule also restores the definition of "California gasoline," which was previously included in § 80.81, but which was erroneously removed from the Code of Federal Regulations. Today's proposed rule would restore this definition, which describes the gasoline to which the enforcement exemptions may apply.

#### IV. Administrative Requirements

##### A. Executive Order 12866: Regulatory Planning and Review

Under Executive Order 12866, 58 FR 51735 (October 4, 1993), the Agency must determine whether the regulatory action is "significant" and therefore subject to OMB review and the requirements of the Executive Order. The Order defines "significant regulatory action" as one that is likely to result in a rule that may:

(1) Have an annual effect on the economy of \$100 million or more or adversely affect in a material way the economy, a sector of the economy, productivity, competition, jobs, the environment, public health or safety, or State, local, or tribal governments or communities;

(2) Create a serious inconsistency or otherwise interfere with an action taken or planned by another agency;

(3) Materially alter the budgetary impact of entitlements, grants, user fees, or loan programs or the rights and obligations of recipients thereof; or  
(4) Raise novel legal or policy issues arising out of legal mandates, the President's priorities, or the principles set forth in the Executive Order.

It has been determined that this rule is not a "significant regulatory action" under the terms of Executive Order 12866 and is therefore not subject to OMB review.

##### B. Paperwork Reduction Act

This proposed rule does not impose any new information collection burden. Today's proposed rule would extend enforcement exemptions to refiners of CaRFG3 and would reduce burdens associated with overlapping Federal and State requirements, including recordkeeping and reporting requirements. However, the Office of Management and Budget (OMB), under the provisions of the Paperwork Reduction Act, 44 U.S.C. 3501 *et seq.*, has previously approved the information collection requirements contained in the final reformulated gasoline (RFG) and anti-dumping rulemaking and gasoline sulfur control rulemaking, and has assigned OMB control number 2060–0277, EPA ICR number 1591.14. A copy of the OMB approved Information Collection Request (ICR) may be obtained from Susan Auby, Collection Strategies Division, U.S. Environmental Protection Agency (2822T), 1200 Pennsylvania Ave., NW., Washington, DC 20460 or by calling (202) 566–1672.

Burden means the total time, effort, or financial resources expended by persons to generate, maintain, retain, or disclose or provide information to or for a Federal agency. This includes the time needed to review instructions; develop, acquire, install, and utilize technology and systems for the purposes of collecting, validating, and verifying information, processing and maintaining information, and disclosing and providing information; adjust the existing ways to comply with any previously applicable instructions and

<sup>16</sup> Title 13, CCR section 2269.

<sup>17</sup> Title 13, CCR section 2270.

requirements; train personnel to be able to respond to a collection of information; search data sources; complete and review the collection of information; and transmit or otherwise disclose the information.

An Agency may not conduct or sponsor, and a person is not required to respond to a collection of information unless it displays a currently valid OMB control number. The OMB control numbers for EPA's regulations are listed in 40 CFR part 9 and 48 CFR chapter 15.

#### C. Regulatory Flexibility Act

The RFA generally requires an agency to prepare a regulatory flexibility analysis of any rule subject to notice and comment rulemaking requirements under the Administrative Procedure Act or any other statute unless the agency certifies that the rule will not have a significant economic impact on a substantial number of small entities. Small entities include small businesses, small organizations, and small governmental jurisdictions.

For purposes of assessing the impacts of today's proposed rule on small entities, small entity is defined as: (1) A small business that has not more than 1,500 employees (13 CFR 121.201); (2) a small governmental jurisdiction that is a government of a city, county, town, school district or special district with a population of less than 50,000; and (3) a small organization that is any not-for-profit enterprise which is independently owned and operated and is not dominant in its field.

After considering the economic impacts of today's proposed rule on small entities, I certify that this action would not have a significant economic impact on a substantial number of small entities. In determining whether a rule has a significant economic impact on a substantial number of small entities, the impact of concern is any significant adverse economic impact on small entities, since the primary purpose of the regulatory flexibility analyses is to identify and address regulatory alternatives "which minimize any significant economic impact of the proposed rule on small entities." 5 U.S.C. 603 and 604. Thus, an agency may certify that a rule will not have a significant economic impact on a substantial number of small entities if the rule relieves regulatory burden, or otherwise has a positive economic effect on all of the small entities subject to the rule.

We have therefore concluded that today's proposed rule will relieve regulatory burden for all small entities. Today's proposed rule would extend enforcement exemptions to refiners of

CaRFG3 and would reduce burdens associated with overlapping Federal and State requirements, including recordkeeping and reporting requirements. We continue to be interested in the potential impacts of the proposed rule on small entities and welcome comments on issues related to such impacts.

#### D. Unfunded Mandates Reform Act

Title II of the Unfunded Mandates Reform Act of 1995 (UMRA), Public Law 104-4, establishes requirements for Federal agencies to assess the effects of their regulatory actions on State, local, and tribal governments and the private sector. Under section 202 of the UMRA, EPA generally must prepare a written statement, including a cost-benefit analysis, for proposed and final rules with "Federal mandates" that may result in expenditures to State, local, and tribal governments, in the aggregate, or to the private sector, of \$100 million or more in any one year. Before promulgating an EPA rule for which a written statement is needed, section 205 of the UMRA generally requires EPA to identify and consider a reasonable number of regulatory alternatives and adopt the least costly, most cost-effective or least burdensome alternative that achieves the objectives of the rule. The provisions of section 205 do not apply when they are inconsistent with applicable law. Moreover, section 205 allows EPA to adopt an alternative other than the least costly, most cost-effective or least burdensome alternative if the Administrator publishes with the final rule an explanation why that alternative was not adopted. Before EPA establishes any regulatory requirements that may significantly or uniquely affect small governments, including tribal governments, it must have developed under section 203 of the UMRA a small government agency plan. The plan must provide for notifying potentially affected small governments, enabling officials of affected small governments to have meaningful and timely input in the development of EPA regulatory proposals with significant Federal intergovernmental mandates, and informing, educating, and advising small governments on compliance with the regulatory requirements.

Today's proposed rule contains no Federal mandates (under the regulatory provisions of title II of the UMRA) for State, local or tribal governments or the private sector. The proposed rule would impose no enforceable duty on any State, local or tribal governments or the private sector.

#### E. Executive Order 13132: Federalism

Executive Order 13132, entitled "Federalism" (64 FR 43255, August 10, 1999), requires EPA to develop an accountable process to ensure "meaningful and timely input by state and local officials in the development of regulatory policies that have federalism implications." "Policies that have federalism implications" are defined in the Executive Order to include regulations that have "substantial direct effects on the states, on the relationship between the national government and the states, or on the distribution of power and responsibilities among the various levels of government."

This proposed rule does not have federalism implications. It would not have substantial direct effects on the States, on the relationship between the national government and the States, or on the distribution of power and responsibilities among the various levels of government, as specified in Executive Order 13132. Today's proposed rule would extend enforcement exemptions to refiners of CaRFG3 and would reduce burdens associated with overlapping Federal and State requirements, including recordkeeping and reporting requirements. Thus, Executive Order 13132 does not apply to this proposed rule:

#### F. Executive Order 13175: Consultation and Coordination With Indian Tribal Governments

Executive Order 13175, entitled "Consultation and Coordination with Indian Tribal Governments" (65 FR 67249, November 6, 2000), requires EPA to develop an accountable process to ensure "meaningful and timely input by tribal officials in the development of regulatory policies that have tribal implications." "Policies that have tribal implications" are defined in the Executive Order to include regulations that have "substantial direct effects on one or more Indian tribes, on the relationship between the Federal government and the Indian tribes, or on the distribution of power and responsibilities between the Federal government and Indian tribes."

This proposed rule does not have tribal implications. It will not have substantial direct effects on tribal governments, on the relationship between the Federal government and Indian tribes, or on the distribution of power and responsibilities between the Federal government and Indian tribes, as specified in Executive Order 13175. This proposed rule would apply to refiners, importers and blenders of

CaRFG3 and does not impose any enforceable duties on communities of Indian tribal governments. Thus, Executive Order 13175 does not apply to this rule.

*G. Executive Order 13045: Protection of Children From Environmental Health & Safety Risks*

Executive Order 13045: Protection of Children from Environmental Health Risks and Safety Risks (62 FR 19885, April 23, 1997) applies to any rule that: (1) Is determined to be economically significant as defined under Executive Order 12866, and (2) concerns an environmental health or safety risk that EPA has reason to believe may have a disproportionate effect on children. If the regulatory action meets both criteria, the Agency must evaluate the environmental health or safety effects of the planned rule on children, and explain why the planned regulation is preferable to other potentially effective and reasonably feasible alternatives considered by the Agency.

EPA interprets Executive Order 13045 as applying only to those regulatory actions that are based on health or safety risks, such that the analysis required under section 5-501 of the Order has the potential to influence the regulation. This proposed rule is not subject to Executive Order 13045, entitled "Protection of Children from Environmental Health Risks and Safety Risks" (62 FR 19885, April 23, 1997), because it does not involve decisions on environmental health risks or safety risks that may disproportionately affect children.

*H. Executive Order 13211: Actions That Significantly Affect Energy Supply, Distribution, or Use*

This proposed rule is not an economically "significant energy action" as defined in Executive Order 13211, "Actions Concerning Regulations That Significantly Affect Energy Supply, Distribution, or Use" (66 FR 28355 (May 22, 2001)) because it does not have a significant adverse effect on the supply, distribution, or use of energy.

*I. National Technology Transfer and Advancement Act*

Section 12(d) of the National Technology Transfer and Advancement Act of 1995 (NTTAA), Public Law No. 104-113, 12(d) (15 U.S.C. 272 note) directs EPA to use voluntary consensus standards in its regulatory activities unless to do so would be inconsistent with applicable law or otherwise impractical. Voluntary consensus standards are technical standards (e.g., materials specifications, test methods,

sampling procedures, and business practices) that are developed or adopted by voluntary consensus standards bodies. The NTTAA directs EPA to provide Congress, through OMB, explanations when the Agency decides not to use available and applicable voluntary consensus standards. Today's rule does not affect technical standards and raises no issues under the NTTAA.

*J. Statutory Provisions and Legal Authority*

Statutory authority for today's proposed rule comes from sections 211(c), 211(i) and 211(k) of the CAA (42 U.S.C. 7545(c) and (k)). Section 211(c) and 211(i) allows EPA to regulate fuels that contribute to air pollution which endangers public health or welfare, or which impairs emission control equipment. Section 211(k) prescribes requirements for RFG and conventional gasoline and requires EPA to promulgate regulations establishing these requirements. Additional support for the fuels controls in today's proposed rule comes from sections 114(a) and 301(a) of the CAA.

**List of Subjects in 40 CFR Part 80**

Environmental protection, Air pollution control, Fuel additives, Gasoline, Imports, Motor vehicle pollution, Reporting and recordkeeping requirements.

Dated: August 5, 2004.

**Michael O. Leavitt,**  
Administrator.

For the reasons set forth in the preamble, part 80 of title 40 chapter I of the Code of Federal Regulations is proposed to be amended as follows:

**PART 80—REGULATION OF FUELS AND FUEL ADDITIVES**

1. The authority citation for part 80 continues to read as follows:

**Authority:** 42 U.S.C. 7414, 7545 and 7601(a).

2. Section 80.81 is amended as follows:

- a. Revising paragraph (a).
- b. Revising paragraph (c) introductory text.
- c. Revising paragraph (e)(2) introductory text.
- d. Revising paragraphs (h)(1) introductory text, (h)(1)(ii)(C) and (h)(2)(i).

**§ 80.81 Enforcement exemptions for California gasoline.**

(a)(1) The requirements of subparts D, E, F, and J of this part are modified in accordance with the provisions contained in this section in the case of California gasoline.

(2) For purposes of this section, "California gasoline" means any gasoline that is sold, intended for sale, or made available for sale as a motor vehicle fuel in the State of California and that:

- (i) Is manufactured within the State of California;
- (ii) Is imported in the State of California from outside the United States; or
- (iii) Is imported into the State of California from inside the United States and that is manufactured at a refinery that does not produce reformulated gasoline for sale in any covered area outside the State of California.

\* \* \* \* \*

(c) Any refiner, importer, or oxygenate blender of California gasoline that is manufactured or imported subsequent to March 1, 1996 and that meets the requirements of the California Phase 2 or Phase 3 reformulated gasoline regulations, as set forth in Title 13, California Code of Regulations, section 2250 *et seq.* (May 1, 2003), is with regard to such gasoline, exempt from the following requirements (in addition to the requirements specified in paragraph (b) of this section:

\* \* \* \* \*

(e) \* \* \*  
(2) Such exemption provisions shall not apply to any refiner, importer, or oxygenate blender of California gasoline with regard to any gasoline formulation that it produces or imports and that is certified under Title 13, California Code of Regulations, section 2250 *et seq.* (May 1, 2003), unless:

\* \* \* \* \*

(h)(1) For the purposes of the batch sampling and analysis requirements contained in § 80.65(e)(1) and § 80.101(i)(1)(i)(A), any refiner, importer, or oxygenate blender of California gasoline may use a sampling and/or analysis methodology prescribed in Title 13, California Code of Regulations, section 2250 *et seq.* (May 1, 2003), in lieu of any applicable methodology specified in § 80.46, with regard to:

\* \* \* \* \*

(ii) \* \* \*  
(C) The refiner or importer must correlate the results from the applicable sampling and/or analysis methodology prescribed in Title 13, California Code of Regulations, section 2250 *et seq.* (May 1, 2003) with the method specified in § 80.46, and such correlation must be adequately demonstrated to EPA upon request.

(2) \* \* \*

(i) The samples are properly collected under the terms of a current and valid



protocol agreement between the refiner and the California Air Resources Board with regard to sampling at the off site tankage and consistent with the requirements prescribed in Title 13, California Code of Regulations, section 2250 *et seq.* (May 1, 2003); and

\* \* \* \* \*  
[FR Doc. 04-18380 Filed 8-10-04; 8:45 am]  
BILLING CODE 6560-50-P

## ENVIRONMENTAL PROTECTION AGENCY

### 40 CFR Part 81

[CA119-FFA; FRL-7800-4]

#### Finding of Failure To Attain; Imperial Valley Planning Area; California; Particulate Matter of 10 Microns or Less

**AGENCY:** Environmental Protection Agency.

**ACTION:** Proposed rule.

**SUMMARY:** EPA is today proposing to find under the Clean Air Act (CAA) that the Imperial Valley Planning Area (Imperial Valley) failed to attain the National Ambient Air Quality Standards (NAAQS) for particulate matter of 10 microns or less (PM-10) by the serious area statutory deadline of December 31, 2001.

Separately in today's **Federal Register**, EPA is publishing its final action in response to a recent Ninth Circuit Court order compelling EPA to reclassify the Imperial Valley PM-10 nonattainment area from moderate to serious because the area failed to meet the moderate area attainment date of December 31, 1994.

The proposed finding of failure to attain the serious area attainment date of December 31, 2001, is based on monitored air quality data for the PM-10 NAAQS from January 1999 through December 2001. If EPA takes final action finding that Imperial Valley failed to attain, the State of California must submit within one year of publication of the final action, a plan that provides for attainment of the PM-10 NAAQS and that achieves at least 5 percent annual reductions in PM-10 or PM-10 precursor emissions as required by CAA section 189(d).

**DATES:** Comments on this proposed action must be received by September 10, 2004.

**ADDRESSES:** Send comments to David Wampler, Planning Office (AIR-2), U.S. Environmental Protection Agency, Region IX, 75 Hawthorne Street, San Francisco, CA 94105-3901 or e-mail to

[wampler.david@epa.gov](mailto:wampler.david@epa.gov), or submit comments at <http://www.regulations.gov>.

You can inspect and copy the docket for this action at our Region IX office during normal business hours (see address below). Due to increased security, we suggest that you call at least 24 hours prior to visiting the Regional Office so that we can make arrangements to have someone meet you. The **Federal Register** notice is also available as an electronic file on EPA's Region 9 Web page at <http://www.epa.gov/region09/air>.

Planning Office (AIR-2), Air Division, U.S. Environmental Protection Agency, Region IX, 75 Hawthorne Street, San Francisco, CA 94105.

**FOR FURTHER INFORMATION CONTACT:** David Wampler, U.S. Environmental Protection Agency, Region 9, Air Division, Planning Office (AIR-2), 75 Hawthorne Street, San Francisco, CA 94105; (415) 972-3975; [wampler.david@epa.gov](mailto:wampler.david@epa.gov).

**SUPPLEMENTARY INFORMATION:** Throughout this document, the words "we," "us," or "our" mean U.S. EPA.

#### I. Background

Imperial County is located in the southeastern corner of California. It has borders with Mexico to the south, Arizona to the east, and San Diego County to the west. Most of Imperial County falls within the Imperial Valley Planning Area (Imperial Valley). 40 CFR part 81. The local jurisdiction that is responsible for air pollution control is the Imperial County Air Pollution Control District (ICAPCD).

Upon enactment of the Clean Air Act Amendments of 1990, Imperial County was classified as a moderate PM-10 nonattainment area. The CAA requires that moderate areas attain the PM-10 NAAQS by December 31, 1994. CAA section 188(c)(1). Moderate areas failing to attain the NAAQS by the prescribed attainment date must be reclassified as serious under CAA section 188(b)(2). However, CAA section 179(B)(d) provides that any area that establishes to the satisfaction of EPA that it would have attained the PM-10 NAAQS by the applicable attainment date but for emissions emanating from outside the United States, is not subject to the provisions of CAA section 182(b)(2), *i.e.*, reclassification to serious nonattainment.

In July 2001, ICAPCD and the California Air Resources Board (CARB) submitted evidence that the Imperial Valley would have attained the PM-10 NAAQS by the 1994 attainment date, but for transport from Mexico. On

October 19, 2001, EPA made a final finding that Imperial Valley would have attained the PM-10 NAAQS by December 1994 but for PM-10 emissions emanating from Mexico. 66 FR 53106.

The Sierra Club petitioned for review of our October 2001 final action in the U.S. Court of Appeals for the Ninth Circuit. On October 9, 2003, the Court issued its opinion. *Sierra Club v. United States Environmental Protection Agency*, et al., 352 F.3d 1186. The Court rejected EPA's factual determination with respect to two days, January 19 and 25, 1993, on which PM-10 exceedances of the 24-Hour PM-10 NAAQS occurred, finding that "[b]ased on the data and the reports in the record, there simply is no possibility that Mexican transport could have caused the observed PM-10 exceedances \* \* \* ." The effect of this conclusion is that Imperial Valley had exceedances of the PM-10 NAAQS that preclude a finding that the area would have attained the NAAQS by 1994. The Court, concluding that further administrative proceedings with respect to the 1994 exceedances would serve no useful purpose, instructed EPA to reclassify Imperial Valley as a serious PM-10 nonattainment area.

On December 18, 2003, the Ninth Circuit denied a petition for rehearing by ICAPCD, an intervenor in the case, slightly revised its October 9, 2003, opinion, and granted ICAPCD's motion to stay the mandate until March 17, 2004, to permit ICAPCD to file a petition for a writ of certiorari in the U.S. Supreme Court. Imperial County did so on March 17, 2004. On June 21, 2004, the Supreme Court declined to hear the case. *Imperial County Air Pollution Control District v. Sierra Club*, et al., 72 U.S.L.W. 3757. Thereafter the stay was lifted and the mandate issued.

Accordingly, elsewhere in today's **Federal Register**, EPA is publishing its final action in response to the Ninth Circuit's October 9, 2003, opinion, finding that Imperial Valley failed to attain the PM-10 NAAQS by the moderate area statutory deadline of December 31, 1994, and reclassifying the area from moderate to serious. All serious PM-10 nonattainment areas were required to attain the standards by no later than December 31, 2001, unless granted a one-time extension of up to five years. CAA section 188(c)(2) and (e).

## II. Proposed Finding of Failure To Attain by December 31, 2001

### A. Clean Air Act Requirements

EPA has the responsibility, pursuant to CAA sections 179(c) and 188(b)(2), of determining within 6 months of the applicable attainment date (*i.e.*, by June 30, 2002) whether Imperial Valley attained the annual and 24-hour NAAQS. Because June 30, 2002, has passed, EPA must make that determination as soon as practicable. *Delaney v. EPA*, 898 F.2d 687 (9th Cir. 1990).

Section 179(c)(1) of the Act provides that determinations of failure to attain are to be based upon an area's "air quality as of the attainment date," and section 188(b)(2) is consistent with this requirement. EPA determines whether an area's air quality is meeting the PM-10 NAAQS based upon air quality data gathered at monitoring sites in the nonattainment area and entered into EPA's Air Quality System Database (AQS Database). These data are reviewed to determine the area's air quality status in accordance with EPA regulations at 40 CFR part 50, appendix K.

Pursuant to appendix K, attainment of the annual PM-10 NAAQS is achieved when the expected annual arithmetic mean PM-10 concentration at each monitoring site in the area is less than or equal to the level of the standard (50  $\mu\text{g}/\text{m}^3$ ). Attainment of the 24-hour PM-10 NAAQS is achieved when the expected number of exceedances of the 24-hour NAAQS (150  $\mu\text{g}/\text{m}^3$ ) per year at each monitoring site is less than or equal to one. A total of three consecutive years of clean air quality data is generally necessary to show attainment of the annual and 24-hour standards for PM-10. A complete year of air quality data, as referred to in 40 CFR part 50, appendix K, is comprised of all four calendar quarters with each quarter containing data from at least 75 percent of the scheduled sampling days.

### B. Ambient Air Monitoring Data

The ambient air quality network in Imperial Valley consists of PM-10 monitoring stations throughout the Valley. For a map with locations of the current monitors please see: <http://www.arb.ca.gov/aqd/namslams/ss.pdf>. In general, PM-10 data from these monitoring stations are collected on a regular basis and reported to our AQS Database.

#### 1. Annual PM-10 Standard

According to data in the AQS database, three monitoring sites in the Imperial Valley were in violation of the annual PM-10 NAAQS for the time period leading up to the serious area attainment date—January 1, 1999, through December 31, 2001. Data for these monitors during the three-year period are listed in Table 1 below. 40 CFR part 50 states that the annual PM-10 standard is met when the annual arithmetic mean concentration is less than or equal to 50 micrograms per cubic meter ( $\mu\text{g}/\text{m}^3$ ). The expected annual arithmetic mean is determined by averaging the annual arithmetic mean PM-10 concentration for the three years preceding the attainment date (in this case 1999 through 2001). The procedure for calculating arithmetic mean is discussed in 40 CFR part 50 appendix K, section 4.0.

TABLE 1.—IMPERIAL VALLEY MONITORING SITES THAT VIOLATE THE ANNUAL PM-10 NAAQS (1999–2001)

Site name	3-year annual average ( $\mu\text{g}/\text{m}^3$ )
Calexico, Ethel Street .....	81
Calexico, Grant Street .....	85
Westmorland .....	52

#### 2. 24-Hour PM-10 Standard

In addition to violations of the annual PM-10 NAAQS, data from six monitors located in Imperial Valley show violations of the 24-hour PM-10 NAAQS. According to 40 CFR part 50, the 24-hour PM-10 NAAQS is attained when the expected number of days per calendar year with a 24-hour average above 150  $\mu\text{g}/\text{m}^3$  is equal to or less than one. In the simplest case, the number of expected exceedances at a site is determined by recording the number of exceedances in each calendar year and then averaging them over the past three calendar years. This means that if a monitoring site has four or more observed or estimated exceedances in a three-year period then it is in violation of the 24-hour PM-10 NAAQS. Generally, if PM-10 sampling is scheduled less than every day, EPA requires the adjustment of observed exceedances to account for days for which a sample was not collected. The method for adjusting the observed exceedances to determine the estimated exceedances for a year is described in 40 CFR part 50, appendix K, section 3.1.

The six monitoring sites in Imperial Valley that were in violation of the 24-hour PM-10 NAAQS during the calendar years 1999 through 2001 are listed below in Table 2 along with the number of estimated 24-hour exceedances at each site for each year and the average number of expected exceedance days per year during the three-year period. All of the sites listed in Table 2 operate on a one-in-six day schedule. For each of these sites, the average number of expected exceedance days per year over the three-year period 1999–2001 exceeds one.

TABLE 2.—24-HOUR PM-10 ESTIMATED EXCEEDANCES IN THE IMPERIAL VALLEY NONATTAINMENT AREA (1999 THROUGH 2001)

Monitoring station	Estimated exceedance days 1999	Estimated exceedance days 2000	Estimated exceedance days 2001	Average number of expected exceedance days per year 1999–2001
Calexico, Grant Street .....	31.7	37.9	12	27.2
Calexico, Ethel St. ....	12.9	30	18	20.3
Niland .....	0	12.9	6.4	6.4
Brawley .....	0	6.9	0	2.3
Westmorland .....	0	12.8	6	6.3
El Centro .....	0	6	6.4	4.1

### III. Proposed Action

EPA is proposing to find that Imperial Valley did not attain the annual or 24-hour PM-10 NAAQS by the December 31, 2001 attainment date as discussed in section II above.

Pursuant to CAA section 189(d), serious PM-10 nonattainment areas that fail to attain are required to submit "plan revisions which provide for attainment of the PM-10 air quality standards<sup>1</sup> and, from the date of such submission until attainment, for an annual reduction in PM-10 or PM-10 precursor emissions within the area of not less than 5 percent of the amount of such emissions as reported in the most recent inventory prepared for such area." Among other things, the plan revision must also provide for the expeditious implementation of best available control measures (BACM) pursuant to CAA section 189(b)(1)(B). Under section 189(d) the applicable submittal deadline for the plan revision is within 12 months of the applicable attainment date. Since that date, December 31, 2002, has passed, the plan revision is due within one year of publication of a final finding of nonattainment pursuant to CAA section 179(d).

### IV. Administrative Requirements

Under Executive Order 12866 (58 FR 51735, October 4, 1993), this proposed action is not a "significant regulatory action" and therefore is not subject to review by the Office of Management and Budget. For this reason, this proposed

<sup>1</sup> Under section 179B(a), the attainment demonstration in any future PM-10 plan submitted by the State for Imperial Valley may be based on a showing of attainment but for emissions emanating from Mexico. EPA's prior action under section 179B(d) and the Ninth Circuit's recent decision were based on evaluation of 1992-1994 data and do not preclude the State from pursuing a future 179B(a) demonstration, if applicable.

action is also not subject to Executive Order 13211, "Actions Concerning Regulations That Significantly Affect Energy Supply, Distribution, or Use" (66 FR 28355, May 22, 2001). This proposed action in and of itself establishes no new requirements, it merely notes that the air quality in Imperial Valley did not meet the Federal health standards for PM-10 by the CAA deadline. Accordingly, the Administrator certifies that this proposed rule will not have a significant economic impact on a substantial number of small entities under the Regulatory Flexibility Act (5 U.S.C. 601 *et seq.*). Because this proposed rule does not in and of itself establish new requirements, EPA believes that it is questionable whether a requirement to submit a SIP revision constitutes a Federal mandate. The obligation for a State to revise its SIP arises out of sections 110(a), 179(d), and 189(d) of the CAA and is not legally enforceable by a court of law, and at most is a condition for continued receipt of highway funds. Therefore, it is possible to view an action requiring such a submittal as not creating any enforceable duty within the meaning of section 421(5)(9a)(I) of the Unfunded Mandates Reform Act (UMRA) of 1995 (2 U.S.C. 658(a)(I)). Even if it did, the duty could be viewed as falling within the exception for the condition of Federal assistance under section 421(5)(a)(i)(I) of UMRA (2 U.S.C. 658(5)(a)(i)(I)). Therefore, today's proposed action does not contain any unfunded mandate or significantly or uniquely affect small governments, as described in the Unfunded Mandates Reform Act of 1995 (Pub. L. 104-4).

This rule also does not have tribal implications because it will not have a substantial direct effect on one or more Indian tribes, on the relationship between the Federal government and Indian tribes, or on the distribution of

power and responsibilities between the Federal government and Indian tribes, as specified by Executive Order 13175 (65 FR 67249, November 9, 2000). This proposed action also does not have Federalism implications because it does not have substantial direct effects on the States, on the relationship between the national government and the States, or on the distribution of power and responsibilities among the various levels of government, as specified in Executive Order 13132 (64 FR 43255, August 10, 1999). This proposed action does not in and of itself create any new requirements and does not alter the relationship or the distribution of power and responsibilities established in the Clean Air Act. This proposed rule also is not subject to Executive Order 13045, "Protection of Children from Environmental Health Risks and Safety Risks" (62 FR 19885, April 23, 1997), because it is not economically significant. Because this proposed finding of failure to attain is a factual determination based on air quality considerations, the requirements of section 12(d) of the National Technology Transfer and Advancement Act of 1995 (15 U.S.C. 272 note) do not apply. This proposed rule does not impose an information collection burden under the provisions of the Paperwork Reduction Act of 1995 (44 U.S.C. 3501 *et seq.*).

### List of Subjects in 40 CFR Part 81

Environmental protection, Air pollution control, National Parks, Wilderness areas.

**Authority:** 42 U.S.C. 7401-7671q.

**Dated:** August 3, 2004.

**Wayne Nastri,**

*Regional Administrator, Region IX.*

[FR Doc. 04-18379 Filed 8-10-04; 8:45 am]

**BILLING CODE 6560-50-P**

## Notices

Federal Register

Vol. 69, No. 154

Wednesday, August 11, 2004

This section of the FEDERAL REGISTER contains documents other than rules or proposed rules that are applicable to the public. Notices of hearings and investigations, committee meetings, agency decisions and rulings, delegations of authority, filing of petitions and applications and agency statements of organization and functions are examples of documents appearing in this section.

### DEPARTMENT OF AGRICULTURE

#### Agricultural Research Service

##### Notice of Federal Invention Available for Licensing and Intent to Grant Exclusive License

**AGENCY:** Agricultural Research Service, USDA.

**ACTION:** Notice of availability and intent.

**SUMMARY:** Notice is hereby given that the U.S. Department of Agriculture, Agricultural Research Service, intends to grant to Nutrition 21, Inc. of Purchase, New York, an exclusive license to U.S. Patent No. 6,689,383, "Chromium-Histidine Complexes as Nutrient Supplements," issued on February 10, 2003. Notice of Availability of this invention for licensing was published in the *Federal Register* on March 13, 2001.

**DATES:** Comments must be received within thirty (30) calendar days of the date of publication of this Notice in the *Federal Register*.

**ADDRESSES:** Send comments to: USDA, ARS, Office of Technology Transfer, 5601 Sunnyside Avenue, Room 4-1174, Beltsville, Maryland 20705-5131.

**FOR FURTHER INFORMATION CONTACT:** June Blalock of the Office of Technology Transfer at the Beltsville address given above; telephone: 301-504-5989.

**SUPPLEMENTARY INFORMATION:** The Federal Government's patent rights to this invention are assigned to the United States of America, as represented by the Secretary of Agriculture. It is in the public interest to so license this invention as Nutrition 21, Inc. of Purchase, New York, has submitted a complete and sufficient application for a license. The prospective exclusive license will be royalty-bearing and will comply with the terms and conditions of 35 U.S.C. 209 and 37 CFR 404.7. The prospective exclusive license may be granted unless, within thirty (30) days from the date of this published Notice,

the Agricultural Research Service receives written evidence and argument which establishes that the grant of the license would not be consistent with the requirements of 35 U.S.C. 209 and 37 CFR 404.7.

**Michael D. Ruff,**  
Assistant Administrator.

[FR Doc. 04-18347 Filed 8-10-04; 8:45 am]

BILLING CODE 3410-03-P

### DEPARTMENT OF AGRICULTURE

#### Forest Service

##### Umatilla National Forest, Garfield County, Washington; Upper Charley Subwatershed Ecosystem Restoration Projects

**AGENCY:** Forest Service, USDA.

**ACTION:** Notice of intent to prepare a supplemental environmental impact statement.

**SUMMARY:** This notice of intent initiates a Umatilla National Forest Land and Resource Management Plan amendment to incorporate the Lynx Conservation Assessment and Strategy (LCAS, August 2000) in support of the site-specific project called Upper Charley Subwatershed Ecosystem Restoration Projects (*Federal Register*, vol. 67, no. 91, page 31801).

**DATES:** Comments concerning this proposed action must be received by September 20, 2004. The draft environmental impact statement is expected November 2004 and the final environmental impact statement is expected spring 2005.

**ADDRESSES:** Send written comments to the Responsible Official, Jeff Blackwood, Forest Supervisor, Umatilla National Forest, 2517 S.W. Hailey Avenue, Pendleton, OR 97801. Send electronic comments to: [comments-pacificnorthwest.umatilla@fs.fed.us](mailto:comments-pacificnorthwest.umatilla@fs.fed.us). For further information, mail correspondence to Monte Fujishin, District Ranger, Pomeroy Ranger District, 71 West Main Street, Pomeroy, WA 99347.

**FOR FURTHER INFORMATION CONTACT:** See above address.

#### SUPPLEMENTARY INFORMATION:

##### Background

Canada lynx (*Lynx Canadensis*) was listed by U.S. Fish and Wildlife Service

as a threatened species under the Endangered Species Act on March 24, 2000 (*Federal Register*, vol. 65, no. 58). In the final rule, U.S. Fish and Wildlife Service concluded National Forest Land and Resource Management Plans lack guidance for the conservation of lynx. In August 2000 the USDA Forest Service, USDI Bureau of Land Management, and USDI Fish and Wildlife Service issued "The Lynx Conservation Assessment and Strategy" (LCAS) to provide a consistent and effective approach to conserve lynx on federal lands.

The notice of intent to prepare an Environmental Impact Statement for Upper Charley Subwatershed Ecosystem Restoration Projects appeared in the *Federal Register* on August 25, 1998 (vol. 63, no. 164, pages 45220-45222). Notification of the Draft Environmental Impact Statement was printed in the *Federal Register* on April 21, 2000 (vol. 65, no. 78, page 21418). On May 10, 2002, Pomeroy District Ranger Monte Fujishin issued a Final Environmental Impact Statement and Record of Decision for Upper Charley Subwatershed Ecosystem Restoration Projects (*Federal Register*, vol. 67, no. 91, page 31801). On May 21, 2003 Oregon Natural Resources Council Fund (ONRC) filed a complaint in U.S. District Court against Linda Goodman, Regional Forester, Pacific Northwest Region; and United States Forest Service. The complaint stated the Umatilla Land and Resource Management Plan (Forest Plan) lacks guidance for the conservation of Canada lynx. Forest Supervisor, Jeff Blackwood decided to amend the Forest Plan and begin the amendment process with this Notice of Intent to prepare a Draft Supplemental Environmental Impact Statement. The supplemental statement will provide additional analysis and documentation in support of the May 2002 Upper Charley Subwatershed Ecosystem Restoration Projects Final Environmental Impact Statement.

#### Purpose and Need for Action

The Forest Plan amendment will provide management direction (objectives, standards, and guidelines) to guide the conservation of Canada lynx consistent with new science and the Endangered Species Act. Specific management direction needs to be added to fulfill our obligations under the Endangered Species Act as applied

to the site-specific project called Upper Charley Subwatershed Ecosystem Restoration Projects.

#### Proposed Action

Forest Service proposes to amend the Umatilla Forest Plan to incorporate applicable conservation measures (objectives, standards, and guidelines) from the Lynx Conservation Assessment and Strategy only for the site-specific project called Upper Charley Subwatershed Ecosystem Restoration Projects located in Umatilla National Forest.

#### Possible Alternatives

All alternatives described in Chapter 2 of the May 2002 FEIS remain unchanged except for an amendment to incorporate applicable conservation measures from the Lynx Conservation Assessment and Strategy. Alternatives are described in detail on pages II-2 through II-30 in the May 2002 Upper Charles FEIS.

#### Responsible Official

Jeff Blackwood, Forest Supervisor, Umatilla National Forest, 2517 S.W. Hailey Avenue, Pendleton, OR 97801.

#### Nature of Decision To Be Made

Whether or not Forest Supervisor, Jeff Blackwood, should amend the Umatilla Forest Plan and incorporate applicable conservation measures (objectives, standards, and guidelines) from "The Lynx Conservation Assessment and Strategy, 2nd Edition, August 2000".

#### Issues

Key issues are described in detail on pages I-12 through I-16 in the May 2002 Upper Charley FEIS and include: Effects of the proposed activities on (1) ecosystem sustainability, (2) big game habitat, (3) water quality and fish habitat, and (4) how should roads be managed in the Upper Charley analysis area.

#### Comments Requested

This notice of intent initiates the 30-day scoping process that will guide development of a supplement to Upper Charley Subwatershed Ecosystem Restoration Projects FEIS. We are seeking comments on a forest plan amendment to incorporate LCAS conservation measures, and revalidate comments previously received for Upper Charley DEIS.

#### Early Notice of Importance of Public Participation in Subsequent Environmental Review

A draft environmental impact statement will be prepared for comment.

The comment period on the draft environmental impact statement will be 45 days from the date the Environmental Protection Agency publishes the notice of availability in the **Federal Register**.

The Forest Service believes, at this early stage, it is important to give reviewers notice of several court rulings related to public participation in the environmental review process. First, reviewers of draft environmental impact statements must structure their participation in the environmental review of the proposal so that it is meaningful and alerts an agency to the reviewer's position and contentions. *Vermont Yankee Nuclear Power Corp. v. NRDC*, 435 U.S. 519, 553 (1978). Also, environmental objections that could be raised at the draft environmental impact statement stage but that are not raised until after completion of the final environmental impact statement may be waived or dismissed by the courts. *City of Angoon v. Hodel*, 803 F.2d 1016, 1022 (9th Cir. 1986) and *Wisconsin Heritages, Inc. v. Harris*, 490 F.Supp. 1334, 1338 (E.D. Wis. 1980). Because of these court rulings, it is very important that those interested in this proposed action participate by the close of the 45-day comment period so that substantive comments and objections are made available to the Forest Service at a time when it can meaningfully consider them and respond to them in the final environmental impact statement.

To assist the Forest Service in identifying and considering issues and concerns on the proposed action, comments on the draft environmental impact statement should be as specific as possible. It is also helpful if comments refer to specific pages or chapters of the draft statement. Comments may also address the adequacy of the draft environmental impact statement of the merits of the alternatives formulated and discussed in the statement. Reviewers may wish to refer to the Council on Environmental Quality Regulations for implementing the procedural provisions of the National Environmental Policy Act at 40 CFR 1503.3 in addressing these points.

Comments received, including the names and addresses of those who comment, will be considered part of the public record on this proposal and will be available for public inspection.

(Authority: 40 CFR 1501.7 and 1508.22; Forest Service Handbook 1909.15, Section 21.)

Dated: August 5, 2004.

Jeff D. Blackwood,  
Forest Supervisor.

[FR Doc. 04-18328 Filed 8-10-04; 8:45 am]

BILLING CODE 3410-11-M

## DEPARTMENT OF COMMERCE

### Submission for OMB Review; Comment Request

The Department of Commerce (DOC) has submitted to the Office of Management and Budget (OMB) for clearance the following proposal for collection of information under provisions of the Paperwork Reduction Act (44 U.S.C. Chapter 35).

Agency: Bureau of Industry and Security (BIS).

Title: Approval of Triangular Involving Commodities Covered By A U.S. Import Certificate

Agency Form Number: None.

OMB Approval Number: 0694-0009.

Type of Request: Extension of a currently approved collection of information.

Burden: 1 hour.

Average Time Per Response: 30 minutes per response.

Number of Respondents: 1 respondent.

Needs and Uses: The triangular symbol will be stamped on the certificate as notification that the importer does not intend to import or retain the items in the country issuing the certificate, but that, in any case, the items will not be delivered to any other destination except in accordance with the EAR. If this procedure were not followed, strategic commodities could be delivered to unauthorized destinations.

Affected Public: Individuals, businesses or other for-profit institutions.

Respondent's Obligation: Required to obtain or retain a benefit.

OMB Desk Officer: Dave Rostker.

Copies of the above information collection proposal can be obtained by calling or writing Diana Hynek, DOC Paperwork Clearance Officer, (202) 482-0266, Department of Commerce, Room 6625, 14th and Constitution Avenue, NW., Washington, DC 20230.

Written comments and recommendations for the proposed information collection should be sent within 30 days of publication of this notice to Dave Rostker, OMB Desk Officer, Room 10202, New Executive Office Building, Washington, D.C. 20230.

Dated: August 6, 2004.

**Madeleine Clayton,**  
*Management Analyst, Office of the Chief  
 Information Officer.*  
 [FR Doc. 04-18388 Filed 8-10-04; 8:45 am]  
 BILLING CODE 3510-33-P

## DEPARTMENT OF COMMERCE

### Submission for OMB Review; Comment Request

The Department of Commerce (DOC) has submitted to the Office of Management and Budget (OMB) for clearance the following proposal for collection of information under provisions of the Paperwork Reduction Act (44 U.S.C. Chapter 35).

*Agency:* Bureau of Industry and Security (BIS).

*Title:* Five Year Records Retention Period.

*Agency Form Number:* None.

*OMB Approval Number:* 0694-0096.

*Type of Request:* Extension of a currently approved collection of information.

*Burden:* 253 hours.

*Average Time Per Response:* 0.01 second to 1.01 minute per response.

*Number of Respondents:* 201,437 respondents.

*Needs and Uses:* The five year records retention requirement enables BIS to detect violations from records up to five years old to correspond with the five year statute of limitations and prove that a violation did or did not take place. The documents can also provide exculpatory evidence for firms who have been accused of export control violations and are innocent.

*Affected Public:* Individuals, businesses or other for-profit institutions.

*Respondent's Obligation:* Required to obtain or retain benefits.

*OMB Desk Officer:* David Rostker.

Copies of the above information collection proposal can be obtained by calling or writing Diana Hynek, DOC Paperwork Clearance Officer, (202) 482-3129, Department of Commerce, Room 6625, 14th and Constitution Avenue, NW., Washington, DC 20230 or via internet at [dHynek@doc.gov](mailto:dHynek@doc.gov).

Written comments and recommendations for the proposed information collection should be sent within 30 days of publication of this notice to David Rostker, OMB Desk Officer, Room 10202, New Executive Office Building, Washington, DC 20230.

Dated: August 6, 2004.

**Madeleine Clayton,**  
*Management Analyst, Office of the Chief  
 Information Officer.*  
 [FR Doc. 04-18391 Filed 8-10-04; 8:45 am]  
 BILLING CODE 3510-DT-P

## DEPARTMENT OF COMMERCE

### Census Bureau

#### Annual Capital Expenditures Survey

**ACTION:** Proposed collection; comment request.

**SUMMARY:** The Department of Commerce, as part of its continuing effort to reduce paperwork and respondent burden, invites the general public and other Federal agencies to take this opportunity to comment on proposed collections, as required by the Paperwork Reduction Act of 1995, Public Law 104-13 (44 U.S.C. 3506 (c)(2)(A)).

**DATES:** Written comments must be submitted on or before October 12, 2004.

**ADDRESSES:** Direct all written comments to Diana Hynek, Departmental Paperwork Clearance Officer, Department of Commerce, Room 6625, 14th and Constitution Avenue, NW., Washington, DC 20230 (or via the Internet at [Dhynek@doc.gov](mailto:Dhynek@doc.gov)).

**FOR FURTHER INFORMATION CONTACT:** Requests for additional information or copies of the information collection instrument(s) and instructions should be directed to Charles Funk, U.S. Census Bureau, Room 1285-3, Washington, DC 20233-6400, (301) 763-3331 or via the Internet at [charles.allen.funk@census.gov](mailto:charles.allen.funk@census.gov).

#### SUPPLEMENTARY INFORMATION:

##### I. Abstract

The U.S. Census Bureau plans the continuing information collection for the 2004 through 2006 Annual Capital Expenditures Survey (ACES). The annual survey collects data on fixed assets and depreciation, sales and receipts, capitalized computer software, and capital expenditures for new and used structures and equipment. The ACES is the sole source of detailed comprehensive statistics on actual business spending by domestic, private, nonfarm businesses operating in the United States. Both employer and nonemployer companies are included in the survey. The Bureau of Economic Analysis, the primary Federal user of our annual program statistics, uses the information in refining and evaluating

annual estimates of investment in structures and equipment in the national income and product accounts, compiling annual input-output tables, and computing gross domestic product by industry. The Federal Reserve Board uses the data to improve estimates of investment indicators for monetary policy. The Bureau of Labor Statistics uses the data to improve estimates of capital stocks for productivity analysis.

Industry analysts use these data for market analysis, economic forecasting, identifying business opportunities, product development, and business planning.

Changes from the previous ACES are the elimination of the collection of detailed capital expenditures by type of structure and type of equipment, and the incorporation of the 2002 North American Industry Classification System (NAICS) into the ACES.

Detailed capital expenditures by type of structure and type of equipment data were collected in the 2003 ACES. These data, collected together once every five years, will not be requested again until the 2008 ACES.

Previous year's estimates of capital expenditures were published on the 1997 NAICS basis. Beginning with the 2004 ACES, we will collect and publish data on the 2002 NAICS. Industries in the survey will be comprised of 3-digit and selected 4-digit 2002 NAICS codes.

##### II. Method of Collection

The Census Bureau will use mail out/mail back survey forms to collect data. Employer companies will be mailed one of three forms based on their diversity of operations and number of industries with payroll. Companies that operate in only one industry will receive an ACE-1 (S) form. Companies operating in more than one, but less than nine industries will receive an ACE-1 (M) form. And, companies that operate in nine or more industries will receive an ACE-1 (L). All nonemployer companies will receive ACE-2 forms. Respondent companies are permitted to respond via facsimile machine using our toll-free number. Companies will be asked to respond to the survey within 30 days of the initial mailing. Letters and/or telephone calls encouraging participation will be directed to companies that have not responded by the designated time.

##### III. Data

*OMB Number:* 0607-0782.  
*Form Number:* ACE-1(S), ACE-1(M), ACE-1(L), and ACE-2.

*Type of Review:* Regular Review.  
*Affected Public:* Business or other for-profit organizations, non-profit institutions, small businesses or

organizations, and self-employed individuals.

**Estimated Number of Respondents:** Approximately 61,000 (46,000 employer companies, and 15,000 nonemployer businesses).

**Estimated Time Per Response:** The average for all respondents is 2.18 hours. For employer companies completing form ACE-1, the range is from 2 to 16 hours, averaging 2.56 hours. For nonemployer companies completing form ACE-2, the range is less than 1 hour to 2 hours, averaging 1 hour.

**Estimated Total Annual Burden Hours:** 132,980 hours.

**Estimated Total Annual Cost to Respondents:** \$3 million.

**Respondents' Obligation:** Mandatory.

**Legal Authority:** Title 13 United States Code, Sections 182, 224, and 225.

#### IV. Request for Comments

Comments are invited on: (a) Whether the proposed collection of information is necessary for the proper performance of the functions of the agency, including whether the information shall have practical utility; (b) the accuracy of the agency's estimate of the burden (including hours and cost) of the proposed collection of information; (c) ways to enhance the quality, utility, and clarity of the information to be collected; and (d) ways to minimize the burden of the collection of information on respondents, including through the use of automated collection techniques or other forms of information technology.

Comments submitted in response to this notice will be summarized and/or included in the request for OMB approval of this information collection; they also will become a matter of public record.

Dated: August 6, 2004.

**Madeleine Clayton,**  
Management Analyst, Office of the Chief  
Information Officer.

[FR Doc. 04-18389 Filed 8-10-04; 8:45 am]

BILLING CODE 3510-07-P

## DEPARTMENT OF COMMERCE

### Census Bureau

#### Information and Communication Technology Survey

**ACTION:** Proposed collection; comment request.

**SUMMARY:** The Department of Commerce, as part of its continuing effort to reduce paperwork and respondent burden, invites the general

public and other Federal agencies to take this opportunity to comment on proposed collections, as required by the Paperwork Reduction Act of 1995, Public Law 104-13 (44 U.S.C. 3506 (c)(2)(A)).

**DATES:** Written comments must be submitted on or before October 12, 2004.

**ADDRESSES:** Direct all written comments to Diana Hynek, Departmental Paperwork Clearance Officer, Department of Commerce, Room 6625, 14th and Constitution Avenue, NW, Washington, DC 20230 (or via the Internet at [Dhynek@doc.gov](mailto:Dhynek@doc.gov)).

**FOR FURTHER INFORMATION CONTACT:** Requests for additional information or copies of the information collection instrument(s) and instructions should be directed to Charles Funk, U.S. Census Bureau, Room 1285-3, Washington, DC 20233-6400, (301) 763-3331 or via the Internet at [charles.allen.funk@census.gov](mailto:charles.allen.funk@census.gov).

#### SUPPLEMENTARY INFORMATION:

##### I. Abstract

The U.S. Census Bureau plans the continuing information collection for the 2004 through 2006 Information and Communication Technology Survey (ICTS). The annual survey collects industry-level data for two categories of non-capitalized expenses (purchases; and, operating leases and rental payments) for four types of ICT equipment and software (computers and peripheral equipment; ICT equipment, excluding computers and peripherals; electromedical and electrotherapeutic apparatus; and, computer software, including payroll associated with software development). Only domestic, private, non-farm employer companies are included in the survey.

The Bureau of Economic Analysis (BEA), Federal Reserve Board, Bureau of Labor Statistics and industry analysts need these data to evaluate productivity and economic growth prospects. In addition, the ICTS provides improved source data significant to the BEA's investment component of Gross Domestic Product, capital stock estimates, and capital flow tables. Changes from the previous ICTS are the collection of capital expenditures data for the four types of ICT equipment and software cited above, and the incorporation of the 2002 North American Industry Classification System (NAICS) into the ICTS.

Capital expenditures data will only be collected for computers and peripheral equipment; ICT equipment, excluding computers and peripherals;

electromedical and electrotherapeutic apparatus; and, computer software, including payroll associated with software development.

Last year's ICTS data were collected on the 1997 NAICS basis. Beginning with the 2004 ICTS, we will collect and publish data based on the 2002 NAICS. Industries in the survey will be comprised of 3-digit and selected 4-digit 2002 NAICS codes.

##### II. Method of Collection

The Census Bureau will use mail out/mail back survey forms to collect data. Employer companies will be mailed one of three forms based on their diversity of operations and number of industries with payroll. Companies that operate in only one industry will receive an ICT-1 (S) form. Companies that operate in more than one but less than nine industries will receive an ICT-1 (M) form. And, companies that operate in nine or more industries will receive an ICT-1 (L). Respondent companies are permitted to respond via facsimile machine to our toll-free number. Companies will be asked to respond to the survey within 30 days of the initial mailing. Letters and/or telephone calls encouraging participation will be directed to companies that have not responded by the designated time.

##### III. Data

**OMB Number:** 0607-0909.

**Form Number:** ICT-1 (S), ICT-1 (M), ICT-1 (L).

**Type of Review:** Regular Review.

**Affected Public:** Business or other for-profit organizations, non-profit institutions, small businesses and organizations.

**Estimated Number of Respondents:** Approximately 46,000 employer companies.

**Estimated Time Per Response:** The average for all respondents is 1.74 hours with the range from less than 1 hour to 21 hours.

**Estimated Total Annual Burden Hours:** 80,040 hours.

**Estimated Total Annual Cost to Respondents:** \$1.7 million.

**Respondents' Obligation:** Mandatory.

**Legal Authority:** Title 13 United States Code, Sections 182, 224, and 225.

##### IV. Request for Comments

Comments are invited on: (a) Whether the proposed collection of information is necessary for the proper performance of the functions of the agency, including whether the information shall have practical utility; (b) the accuracy of the agency's estimate of the burden (including hours and cost) of the proposed collection of information; (c)

ways to enhance the quality, utility, and clarity of the information to be collected; and (d) ways to minimize the burden of the collection of information on respondents, including through the use of automated collection techniques or other forms of information technology.

Comments submitted in response to this notice will be summarized and/or included in the request for OMB approval of this information collection; they also will become a matter of public record.

Dated: August 6, 2004.

Madeleine Clayton,

Office of the Chief Information Officer.

[FR Doc. 04-18390 Filed 8-10-04; 8:45 am]

BILLING CODE 3510-07-P

## DEPARTMENT OF COMMERCE

### Foreign-Trade Zones Board

[Docket 32-2004]

#### Foreign-Trade Zone 22—Chicago, IL, Area; Application for Expansion

An application has been submitted to the Foreign-Trade Zones (FTZ) Board (the Board), by the Illinois International Port District, grantee of FTZ 22, requesting authority to expand its zone in the Chicago, Illinois, area, adjacent to the Chicago Customs port of entry. The application was submitted pursuant to the provisions of the Foreign-Trade Zones Act, as amended (19 U.S.C. 81a-81u), and the regulations of the Board (15 CFR Part 400). It was formally filed on August 5, 2004.

FTZ 22 was approved on October 29, 1975 (Board Order 108, 40 FR 51242, 11/4/75) and expanded on April 9, 1987 (Board Order 353, 52 FR 12217, 4/15/87); on December 11, 1992 (Board Order 614, 57 FR 61044, 12/23/92); on November 21, 2000 (Board Order 1127, 65 FR 76218, 12/6/00); and, on December 19, 2003 (Board Order 1313, 69 FR 49, 1/2/04).

The general-purpose zone project currently consists of five sites (2,642 acres) in the Chicago area: *Site 1* (19 acres)—within the Port's 2,250-acre Lake Calumet Harbor terminal facility; *Site 2* (578 acres)—industrial park at One Diversatech Drive, Manteno; *Site 3* (8 acres)—Gotoh Distribution Services, Inc., warehouse facility located at 703 Foster Avenue, Bensonville; *Site 4* (8 acres)—Meiko America Inc. warehouse facility located at Gerry Drive and Hansen Court, Wood Dale; and, *Site 5* (2,029 acres)—CenterPoint Intermodal Center, located east of Interstate 55 and

south of Arsenal Road, Village of Elwood.

The applicant is now requesting authority to expand the general-purpose zone to include a site in Joliet (Will County): *Proposed Site 6* (317 acres) within the 371-acre Rock Run Business Park located in the northwest quadrant of Houbolt Road and Interstate 80. The site is currently partially developed and occupied by a variety of tenants engaged in warehousing, distribution and light manufacturing activities. Additional lots are available for build-to-suit and general warehouse facilities. The majority of the site is owned by Industrial Developments International, Inc., or its affiliates. No specific manufacturing requests are being made at this time. Such requests would be made to the board on a case-by-case basis.

In accordance with the Board's regulations, a member of the FTZ Staff has been designated examiner to investigate the application and report to the Board.

Public comment on the application is invited from interested parties. Submissions (original and 3 copies) shall be addressed to the Board's Executive Secretary at one of the following addresses:

1. *Submissions via Express/Package Delivery Services:* Foreign-Trade Zones Board, U.S. Department of Commerce, Franklin Court Building—Suite 4100W, 1099 14th Street, NW., Washington, DC 20005; or,

2. *Submissions via the U.S. Postal Service:* Foreign-Trade Zones Board, U.S. Department of Commerce, FCB—Suite 4100W, 1401 Constitution Avenue, NW., Washington, DC 20230.

The closing period for their receipt is October 12, 2004. Rebuttal comments in response to material submitted during the foregoing period may be submitted during the subsequent 15-day period (to October 25, 2004).

A copy of the application and accompanying exhibits will be available during this time for public inspection at the address Number 1 listed above, and at the U.S. Department of Commerce Export Assistance Center, 55 West Monroe Street, Suite 2400, Chicago, IL 60603.

Dated: August 5, 2004.

Dennis Puccinelli,

Executive Secretary.

[FR Doc. 04-18396 Filed 8-10-04; 8:45 am]

BILLING CODE 3510-DS-P

## DEPARTMENT OF COMMERCE

### International Trade Administration

[A-533-841, A-560-817, A-583-840, A-549-823]

#### Notice of Postponement of Preliminary Antidumping Duty Determinations: Bottle-Grade Polyethylene Terephthalate (PET) Resin From India, Indonesia, Taiwan, and Thailand

**AGENCY:** Import Administration, International Trade Administration, Department of Commerce.

**SUMMARY:** The Department of Commerce is postponing preliminary determinations in the antidumping duty investigations on bottle-grade polyethylene terephthalate (PET) resin from India, Indonesia, Taiwan, and Thailand from August 31, 2004, until no later than October 20, 2004. This extension is made pursuant to section 733(c)(1)(A) of the Tariff Act of 1930, as amended by the Uruguay Round Agreements Act ("the Act").

**DATES:** Effective August 11, 2004.

**FOR FURTHER INFORMATION CONTACT:**

Daniel O'Brien (India & Taiwan) at (202) 482-1376, Andrew McAllister (Indonesia) at (202) 482-1174, or Stephen Cho (Thailand) at (202) 482-3798, Import Administration, International Trade Administration, U.S. Department of Commerce, 14th Street and Constitution Avenue, NW., Washington, DC 20230.

*Postponement of Preliminary Determinations:* On April 20, 2004, the Department ("the Department") published the initiation of the antidumping duty investigations of imports of PET resin from India, Indonesia, Taiwan, and Thailand. See *Notice of Initiation of Antidumping Investigations: Bottle-Grade Polyethylene Terephthalate (PET) Resin from India, Indonesia, Taiwan, and Thailand*, 69 FR 21082 (April 20, 2004) ("Initiation Notice"). The *Initiation Notice* stated that we would make our preliminary determination for these antidumping duty investigations no later than August 31, 2004, 140 days after the date on which the Department initiated these investigations.

On July 30, 2004, the United States PET Resin Producers Coalition ("the petitioner") made a timely request pursuant to 19 CFR 351.205(e) for a postponement of the preliminary determinations. The petitioner requested postponement of the preliminary determinations because of the need for additional time for the Department to conduct a full and complete antidumping analysis for all



four countries, including analysis of sales below cost, prior to the issuance of the preliminary determinations.

For the reasons identified by the petitioner, and because there are no compelling reasons to deny the request, we are postponing these preliminary determinations under section 733(c)(1)(A) of the Act. We will make our preliminary determinations no later than October 20, 2004.

This notice is published pursuant to section 733(c)(2) of the Act.

Dated: August 5, 2004.

Jeffrey A. May,

Deputy Assistant Secretary for Import Administration, Group 1.

[FR Doc. 04-18395 Filed 8-10-04; 8:45 am]

BILLING CODE 3510-DS-M

## DEPARTMENT OF COMMERCE

### International Trade Administration

[A-357-812]

#### Honey From Argentina: Extension of Time Limit for Preliminary Results of Administrative Review

**AGENCY:** Import Administration, International Trade Administration, Department of Commerce.

**SUMMARY:** The Department of Commerce (the Department) is extending the time limit for the preliminary results of the 2002-2003 administrative review of the antidumping duty order on honey from Argentina. This review covers seven exporters of the subject merchandise to the United States and the period December 1, 2002, through November 30, 2003.

**EFFECTIVE DATE:** August 11, 2004.

**FOR FURTHER INFORMATION CONTACT:** David Cordell at (202) 482-0408 or Robert James at (202) 482-0649, Antidumping and Countervailing Duty Enforcement, Office 6, Import Administration, International Trade Administration, U.S. Department of Commerce, 14th Street and Constitution Avenue NW., Washington, DC 20230.

#### SUPPLEMENTARY INFORMATION:

##### Background

On December 31, 2003, the American Honey Producers Association and the Sioux Honey Association (collectively petitioners) requested an administrative review of the antidumping duty order on honey from Argentina in response to the Department's notice of opportunity to request a review published in the *Federal Register*. See *Antidumping or Countervailing Duty Order, Finding, or Suspended Investigation: Opportunity to Request Administrative Review*, 68

FR 67401 (December 2, 2003). The petitioners requested that the Department conduct an administrative review of entries of subject merchandise made by thirteen Argentine producers/exporters. In addition, the Department received requests for reviews from six of the Argentine exporters included in the petitioners' request. Prior to the Department's initiation of review, on January 15, 2004, the petitioners filed a withdrawal of request for review of the following four companies: ConAgra Argentina S.A., Establecimiento Don Angel S.R.L., Food Way S.A., and Mielar, S.A. The Department initiated the review on the remaining nine exporters. See *Initiation of Antidumping and Countervailing Duty Administrative Reviews and Request for Revocation in Part*, 69 FR 3117 (January 22, 2004).

On February 18, 2004, petitioners submitted a withdrawal of request for review of *Compania Europea Americana, S.A.* and *Radix S.R.L.* Because the petitioners were the only party to request the administrative review of the above listed companies, the Department accepted the withdrawal request and rescinded the review with respect to these two companies. See *Honey from Argentina: Notice of Partial Rescission of Antidumping Duty Administrative Review*, 69 FR 12121 (March 15, 2004).

#### Notice of Extension

Pursuant to the time limits for administrative reviews set forth in section 751(a)(3)(A) of the Tariff Act of 1930, as amended (the Act), the current deadlines are September 1, 2004, for the preliminary results and December 30, 2004, for the final results of this administrative review. The Department, however, may extend the deadline for completion of the preliminary results of a review if it determines it is not practicable to complete the preliminary results within the statutory time limit. See 751(a)(3)(A) of the Act and § 351.213(h)(2) of the Department's regulations. In this case the Department has determined it is not practicable to complete this review within the statutory time limit because of significant issues which require additional time to evaluate. These include potential sales below cost, the collection of cost data, and questions concerning the particular market situation which required one of the companies to provide an additional Section B questionnaire response.

Therefore, the Department is extending the time limit for completion of the preliminary results until December 20, 2004, in accordance with section 751(a)(3)(A) of the Act. The

deadline for the final results of this review will continue to be 120 days after publication of the preliminary results.

Dated: August 5, 2004.

Jeffrey May,

Deputy Assistant Secretary for Import Administration, Group 1.

[FR Doc. 04-18394 Filed 8-10-04; 8:45 am]

BILLING CODE 3510-DS-P

## DEPARTMENT OF COMMERCE

### International Trade Administration

[A-489-501]

#### Antidumping Administrative Review: Certain Welded Carbon Steel Pipe and Tube From Turkey

**AGENCY:** Import Administration, International Trade Administration, Department of Commerce.

**ACTION:** Notice of final results of antidumping duty administrative review: certain welded carbon steel pipe and tube from Turkey.

**SUMMARY:** On April 6, 2004, the Department of Commerce (the Department) published the preliminary results of its administrative review of the antidumping duty order on certain welded carbon steel pipe and tube (welded pipe) from Turkey. This review covers one producer/exporter of the subject merchandise. The period of review (POR) is May 1, 2002, through April 30, 2003. Based on our analysis of the comments received, these final results differ from the preliminary results. The final results are listed below in the Final Results of Review section.

**DATES:** Effective August 11, 2004.

**FOR FURTHER INFORMATION CONTACT:** Martin Claessens or Jim Terpstra, Office 3, AD/CVD Enforcement, Import Administration, International Trade Administration, U.S. Department of Commerce, 14th Street and Constitution Avenue, NW., Washington, DC 20230; telephone: (202) 482-5451 and (202) 482-3965, respectively.

#### SUPPLEMENTARY INFORMATION:

##### Background

This review covers the Borusan Group (Borusan), a producer/exporter of the subject merchandise. On April 6, 2004, the Department published the preliminary results of this review and invited interested parties to comment on those results. See *Notice of Preliminary Results of Antidumping Administrative Review: Certain Welded Carbon Steel Pipe and Tube from Turkey*, 69 FR 18049 (*Preliminary Results*). On May 6,

2004, we received case briefs from Borusan and domestic interested parties.<sup>1</sup> On May 13, 2004, we received rebuttal briefs from the same parties. No public hearing was requested.

#### Scope of the Order

The products covered by this order include circular welded non-alloy steel pipes and tubes, of circular cross-section, not more than 406.4 millimeters (16 inches) in outside diameter, regardless of wall thickness, surface finish (black, or galvanized, painted), or end finish (plain end, beveled end, threaded and coupled). Those pipes and tubes are generally known as standard pipe, though they may also be called structural or mechanical tubing in certain applications. Standard pipes and tubes are intended for the low pressure conveyance of water, steam, natural gas, air, and other liquids and gases in plumbing and heating systems, air conditioner units, automatic sprinkler systems, and other related uses. Standard pipe may also be used for light load-bearing and mechanical applications, such as for fence tubing, and for protection of electrical wiring, such as conduit shells.

The scope is not limited to standard pipe and fence tubing, or those types of mechanical and structural pipe that are used in standard pipe application. All carbon steel pipes and tubes within the physical description outlined above are included in the scope of this review, except for line pipe, oil country tubular goods, boiler tubing, cold-drawn or cold-rolled mechanical tubing, pipe and tube hollows for redraws, finished scaffolding, and finished rigid conduit.

Imports of these products are currently classifiable under the following Harmonized Tariff Schedule of the United States (HTSUS) subheadings: 7306.30.10.00, 7306.30.50.25, 7306.30.50.32, 7306.30.50.40, 7306.30.50.55, 7306.30.50.85, and 7306.30.50.90. Although the HTSUS subheadings are provided for convenience and customs purposes, our written description of the scope of this proceeding is dispositive.

#### Analysis of Comments Received

All issues raised in the case and rebuttal briefs by parties to this review are addressed in the "Issues and Decision Memorandum for the Final Results of the Administrative Review of the Antidumping Duty Order on Certain Welded Carbon Steel Pipe and Tube from Turkey" from Jeffrey May, Deputy

Assistant Secretary for Operations, Import Administration, to James J. Jochum, Assistant Secretary for Import Administration, dated August 4, 2004 (*Decision Memorandum*), which is hereby adopted by this notice.

A list of the issues which parties have raised and to which we have responded, all of which are addressed in the *Decision Memorandum*, is attached to this notice as an Appendix. Parties can find a complete discussion of all issues raised in this review and the corresponding recommendations in this public memorandum, which is on file in the Central Records Unit, room B-099 of the main Commerce building.

In addition, a complete version of the *Decision Memorandum* can be accessed directly on the Internet at <http://ia.ita.doc.gov/frn>. The paper copy and electronic version of the *Decision Memorandum* are identical in content.

#### Fair Value Comparisons

We calculated export price (EP) and normal value (NV) based on the same methodology used in the preliminary results, except for minor clerical error changes, which are detailed in the *Decision Memorandum*.

#### Cost of Production

We calculated the cost of production (COP) for the merchandise based on the same methodology used in the preliminary results, except for the calculation of Borusan's financial expense ratio. We have now included foreign exchange gains and losses on accounts receivable in Borusan's financial expense ratio. See *Decision Memorandum*.

#### Final Results of Review

As a result of our review, we determine that the following weighted-average percentage margin exists for the period May 1, 2002, through April 30, 2003:

Manufacturer/Exporter	Margin (percent)
Borusan .....	1.48

The Department shall determine, and the U.S. Customs and Border Protection (CBP) shall assess, antidumping duties on all appropriate entries. In accordance with section 351.212(b)(1) of the Department's regulations, we have calculated importer-specific assessment rates by dividing the dumping margin found on the subject merchandise examined by the entered value of such merchandise. Where the importer-specific assessment rate is above *de minimis* we will instruct CBP to assess antidumping duties on that importer's

entries of subject merchandise. The Department will issue appropriate assessment instructions directly to CBP within 15 days of publication of these final results of review.

Furthermore, the following deposit requirements will be effective for all shipments of the subject merchandise entered, or withdrawn from warehouse, for consumption on or after the publication date of these final results of administrative review, as provided by section 751(a) of the Tariff Act of 1930, as amended (the Act): (1) For the company named above, the cash deposit rate will be the rate listed above, except where the margin is zero or *de minimis* no cash deposit will be required; (2) for merchandise exported by manufacturers or exporters not covered in this review but covered in a previous segment of this proceeding, the cash deposit rate will continue to be the company-specific rate published in the most recent final results in which that manufacturer or exporter participated; (3) if the exporter is not a firm covered in this review or in any previous segment of this proceeding, but the manufacturer is, the cash deposit rate will be that established for the manufacturer of the merchandise in these final results of review or in the most recent segment of the proceeding in which that manufacturer participated; and (4) if neither the exporter nor the manufacturer is a firm covered in this review or in any previous segment of this proceeding, the cash deposit rate will be 14.74 percent, the all-others rate established in the less-than-fair-value investigation. These deposit requirements shall remain in effect until publication of the final results of the next administrative review.

This notice also serves as a final reminder to importers of their responsibility under § 351.402(f) of the Department's regulations to file a certificate regarding the reimbursement of antidumping and countervailing duties prior to liquidation of the relevant entries during this review period. Failure to comply with this requirement could result in the Secretary's presumption that reimbursement of antidumping and countervailing duties occurred, and in the subsequent assessment of antidumping duties increased by the amount of antidumping and/or countervailing duties reimbursed.

This notice also is the only reminder to parties subject to administrative protective order (APO) of their responsibility concerning the return/destruction or conversion to judicial protective order of proprietary

<sup>1</sup> Domestic Interested Parties are Allied Tube & Conduit Corporation, IPSCO Tubulars, Inc., and Wheatland Tube Company.

information disclosed under APO in accordance with § 351.305(a)(3) of the Department's regulations. Failure to comply is a violation of the APO.

This determination is issued and published in accordance with sections 751(a)(1) and 777(i)(1) of the Act.

Dated: August 4, 2004.

Joseph A. Spetrini,

Acting Assistant Secretary for Import Administration.

#### Appendix—List of Comments in the Issues and Decision Memorandum

Comment 1: Exchange Rates

Comment 2: Programming Errors

Comment 3: Cash Deposit Instructions

Comment 4: Duty Drawback

Comment 5: Financial Expense Ratio

Comment 6: Valuation of Hot-Rolled Coil Inputs Purchased from Affiliates

[FR Doc. 04-18393 Filed 8-10-04; 8:45 am]

BILLING CODE 3510-DS-P

#### DEPARTMENT OF COMMERCE

##### National Oceanic and Atmospheric Administration

[I.D. 080504A]

##### Magnuson-Stevens Act Provisions; General Provisions for Domestic Fisheries; Application for Exempted Fishing Permits (EFPs)

**AGENCY:** National Marine Fisheries Service (NMFS), National Oceanic and Atmospheric Administration (NOAA), Commerce.

**ACTION:** Notification of a proposal for EFPs to conduct experimental fishing; request for comments.

**SUMMARY:** NMFS announces that the Assistant Regional Administrator for Sustainable Fisheries, Northeast Region, NMFS (Assistant Regional Administrator) has made a preliminary determination that an application to issue EFPs for up to 100 commercial lobster vessels, submitted by the Maine Department of Marine Resources (MEDMR), contains all the information required by the regulations governing exempted experimental fishing under the provisions of the Magnuson-Stevens Fishery Conservation and Management Act (Magnuson-Stevens Act) and, therefore, warrants further consideration. The Assistant Regional Administrator has also made a preliminary determination that the activities authorized under these EFPs would be consistent with the goals and objectives of the American lobster (lobster) fishery under the Atlantic Coastal Fisheries Cooperative Management Act (ACFCMA) and is

within the scope of earlier analyses of the impacts. However, further review and consultation may be necessary before a final determination is made to issue the EFPs. Therefore, NMFS announces that the Assistant Regional Administrator proposes to recommend that EFPs be issued that would allow commercial fishing vessels to conduct fishing operations that are otherwise restricted by the regulations governing the fisheries of the Northeastern United States.

Regulations under the Magnuson-Stevens Act require publication of this notification to provide interested parties the opportunity to comment on applications for proposed EFPs.

**DATES:** Comments on this document must be received on or before August 26, 2004.

**ADDRESSES:** Comments on this notice may be submitted by e-mail. The mailbox address for providing e-mail comments is [DA643@noaa.gov](mailto:DA643@noaa.gov). Include in the subject line of the e-mail comment the following document identifier: "Comments on MEDMR Jonah Crab Experimental Fishery." Written comments should be sent to Patricia A. Kurkul, Regional Administrator, NMFS, Northeast Regional Office, 1 Blackburn Drive, Gloucester, MA 01930. Mark the outside of the envelope "Comments on MEDMR Jonah Crab Experimental Fishery." Comments may also be sent via fax to (978) 281-9135. Copies of the Draft Year 3 Supplemented Environmental Assessment (EA) prepared for the 2004/2005 Experimental Jonah Crab Fishery in Exclusive Economic Zone (EEZ) Nearshore Lobster Management Area 1 (NLMA1), as well as the May 2002 EA that it supplements, are available from the Northeast Regional Office at the same address.

**FOR FURTHER INFORMATION CONTACT:** Brian Hooker, Policy Analyst, phone 978-281-9220.

**SUPPLEMENTARY INFORMATION:** MEDMR initially submitted an application to conduct a Jonah crab experimental fishery on December 6, 2000. An EA was prepared that resulted in a Finding of No Significant Impact (FONSI), which was signed on June 20, 2002. The initial application anticipated the need for two additional years of the experimental fishery beyond Year 1 (2002/2003) in order to gauge the effectiveness of the gear modifications and collect the data necessary to support a potential permanent exemption to the lobster gear regulations. The EFP application for Year 2 (2003/2004) of the study was received, along with a Supplemented

EA, on March 10, 2003, and was issued on August 19, 2003. MEDMR submitted an EFP application and Supplemented EA for Year 3 (2004/2005) of the Jonah Crab Experimental Fishery in NLMA1 on July 26, 2004. Along with the bycatch reduction objective, complementary goals of the EFP have been, and would continue to be to: (1) Contribute to the development of year-round Jonah crab markets; (2) provide additional economic opportunities for lobster and crab fishermen who are currently being held to a maximum trap limit; and (3) provide important biological and demographic data on the Jonah crab resource, thus contributing to baseline information on the Jonah crab life cycle and population structure.

The proposed experimental fishery would take place from September 15, 2004, to September 15, 2005, in the EEZ portion of the NLMA1 described at 50 CFR 697.18(a)(1). To date, over 30 EFP harvesters have reported on 12,484 trap hauls of experimental gear. The proposed EFP would require that the experimental gear employ escape vents that are larger (and in greater numbers) than those in standard lobster traps. The side- and top-entry trap dimensions would be the same as that which was authorized for the original EFP. As all additional EFP gear would be fixed, additional habitat impacts are expected to be negligible.

Total participation levels for the experiment have not exceeded 32 percent of the authorized maximum of 100 vessels for the 19-month period ending in March 2004. Comparing the top-entry, side-entry, and standard lobster trap designs, the MEDMR logbook data thus far suggest that a modified side-entry trap may be the best design for targeting Jonah crabs with negligible lobster bycatch. There were 159 sublegal and 35 legal lobsters caught in 11,944 side-entry trap hauls and 540 top-entry trap hauls. All bycatch was returned to the sea. The catch of Jonah crabs under the EFP has been small when contrasted with Maine's reported 2002 landings in the crab fishery as a whole (approximately 140,449 lb (63,706 kg) of Jonah crabs caught under the EFP for 2002/2003 with 9.5 million lb (4.3 million kg) caught overall—approximately 1.5 percent of the total landings). However, results from both Year 1 and Year 2 indicate that landings in a directed Jonah Crab fishery could attain 300,000 lb (136,077 kg) from 100 participants.

All lobsters caught incidentally to the catch of Jonah crabs, all female crabs and crabs smaller than the MEDMR minimum size of 5-inch (12.7-cm) carapace width, and all other bycatch,

would be returned to the sea promptly after data collection. The MEDMR remains committed to providing the same level of observer coverage as in the previous year's experiment (two trips per month). Observer data would continue to complement the information collected by participants through the MEDMR-supplied logbooks, along with detailed fisheries information (e.g., bycatch information, molt condition, etc.).

An August 13, 2002, Biological Opinion on the Jonah crab EFP evaluated impacts on protected resources over the anticipated time frame of the experiment (one year initially and renewal for two additional years). Based on this consultation, a Reasonable and Prudent Alternative (RPA) was implemented to avoid the likelihood that the Jonah crab EFP would jeopardize the continued existence of the North Atlantic right whale. This RPA recommended that participants in the Jonah crab experiment use neutrally buoyant lines on all modified lobster traps during June–October.

As was the case previously, 2004/2005 EFP participants would be required to comply with the RPA and the Atlantic Large Whale Take Reduction Plan (ALWTRP) requirements in effect at the time of the experiment. To date, approximately 40 percent of the EFP participants have received Level I training for whale and sea turtle entanglement. There have been no observed or reported interactions with whales or sea turtles during the operations of this project. The proposed EFP would not represent a change or redistribution of effort, therefore further Endangered Species Act consultation is not necessary.

In 2003, a supplement to the EA for the Jonah crab EFP was prepared to meet revised guidelines regarding cumulative effects and comparative impacts of the preferred alternative (status quo) and other EFP alternatives. The 2004 Supplemented EA determined that the proposed experimental fishery, including cumulative effects, would not significantly affect the quality of the human environment.

The EFP would allow up to 100 vessels to fish 200 of the modified traps above their 800-trap allocation and exempt them from the lobster fishery regulations at 50 CFR part 697 as follows: permit, tagging, and trap limit requirements under § 697.4(a) and (d), and § 697.19(a)(2) and (c); temporary possession of lobster less than the minimum carapace size specified at § 697.20(b)(1) and (2) for data collection purposes; trap tag identification

requirements at § 697.21(a)(2); and deployment and gear configuration requirements at § 697.21(b)(2).

**Authority:** 16 U.S.C. 1801 *et seq.*

Dated: August 5, 2004.

**Alan D. Risenhoover,**  
Acting Director, Office of Sustainable Fisheries, National Marine Fisheries Service.  
[FR Doc. E4-1763 Filed 8-10-04; 8:45 am]  
BILLING CODE 3510-08-S

## DEPARTMENT OF COMMERCE

### Patent and Trademark Office

#### Submission for OMB Review; Comment Request

The United States Patent and Trademark Office (USPTO) has submitted to the Office of Management and Budget (OMB) for clearance the following proposal for collection of information under the provisions of the Paperwork Reduction Act (44 U.S.C. chapter 35).

**Agency:** United States Patent and Trademark Office (USPTO).

**Title:** Patent Term Extension.

**Form Number(s):** None.

**Agency Approval Number:** 0651-0020.

**Type of Request:** Extension of a currently approved collection.

**Burden:** 30,905 hours annually.

**Number of Respondents:** 26,859 responses per year.

**Avg. Hours Per Response:** The USPTO estimates that it will take the public between 1 to 25 hours, depending on the complexity of the situation, to gather the necessary information, prepare the appropriate documents, and submit the applications, petitions, and requests associated with patent term extensions and patent term adjustments to the USPTO.

**Needs and Uses:** The Federal Food, Drug and Cosmetic Act at 35 U.S.C. 156 permits the USPTO to restore the patent term lost due to certain types of regulatory review by the Federal Food and Drug Administration or the Department of Agriculture. Only patents for drug products, medical devices, food additives, and color additives are eligible for an extension, which may be a maximum of five years. In some cases the USPTO may also extend the term of an original patent due to delays in the prosecution of the patent application. The provisions of 35 U.S.C. 154(b) require the USPTO to notify the applicant of the patent term adjustment in the notice of allowance and give the applicant an opportunity to request reconsideration of the USPTO's patent term adjustment determination. The

USPTO administers 35 U.S.C. 154 and 156 through 37 CFR subpart F (1.701–1.791).

The public uses this information collection to file requests related to patent term extensions and petitions for reconsideration or reinstatement of patent term adjustments. This information is used by the USPTO to consider whether an applicant is eligible for a patent term extension or reconsideration of a patent term adjustment and, if so, to determine the length of the patent term extension or adjustment. There are no forms associated with this collection.

**Affected Public:** Individuals or households, businesses or other for-profits, not-for-profit institutions, farms, the Federal government, and State, local or tribal governments.

**Frequency:** On occasion.

**Respondent's Obligation:** Required to obtain or retain benefits.

**OMB Desk Officer:** David Rostker, (202) 395-3897.

Copies of the above information collection proposal can be obtained by any of the following methods:

- **E-mail:** Susan.Brown@uspto.gov. Include "0651-0020 copy request" in the subject line of the message.
- **Fax:** 703-308-7407, marked to the attention of Susan Brown.
- **Mail:** Susan K. Brown, Records Officer, Office of the Chief Information Officer, Office of Data Architecture and Services, Data Administration Division, U.S. Patent and Trademark Office, P.O. Box 1450, Alexandria, VA 22313-1450.

Written comments and recommendations for the proposed information collection should be sent on or before September 10, 2004, to David Rostker, OMB Desk Officer, Room 10202, New Executive Office Building, 725 17th Street, NW., Washington, DC 20503.

Dated: August 5, 2004.

**Susan K. Brown,**  
Records Officer, USPTO, Office of the Chief Information Officer, Office of Data Architecture and Services, Data Administration Division.

[FR Doc. 04-18329 Filed 8-10-04; 8:45 am]

BILLING CODE 3510-16-P

**COMMITTEE FOR THE IMPLEMENTATION OF TEXTILE AGREEMENTS**

**Adjustment of Import Limits for Certain Cotton and Man-Made Fiber Textile Products Produced or Manufactured in Bangladesh**

August 5, 2004.

**AGENCY:** Committee for the Implementation of Textile Agreements (CITA).

**ACTION:** Issuing a directive to the Commissioner, Bureau of Customs and Border Protection adjusting limits.

**EFFECTIVE DATE:** August 11, 2004.

**FOR FURTHER INFORMATION CONTACT:** Ross Arnold, International Trade Specialist, Office of Textiles and Apparel, U.S. Department of Commerce, (202) 482-4212. For information on the quota status of these limits, refer to the Quota Status Reports posted on the bulletin boards of each Customs port, call (202) 927-5850, or refer to the Bureau of Customs and Border Protection website at <http://www.cbp.gov>. For information on embargoes and quota re-openings, refer to the Office of Textiles and Apparel website at <http://otexa.ita.doc.gov>.

**SUPPLEMENTARY INFORMATION:**

**Authority:** Section 204 of the Agricultural Act of 1956, as amended (7 U.S.C. 1854); Executive Order 11651 of March 3, 1972, as amended.

The current limits for certain categories are being adjusted for swing.

A description of the textile and apparel categories in terms of HTS numbers is available in the **CORRELATION:** Textile and Apparel Categories with the Harmonized Tariff Schedule of the United States (see **Federal Register** notice 69 FR 4926, published on February 2, 2004). Also see 68 FR 59915, published on October 20, 2003.

**James C. Leonard III,**  
*Chairman, Committee for the Implementation of Textile Agreements.*

**Committee for the Implementation of Textile Agreements**

August 5, 2004.

Commissioner,  
Bureau of Customs and Border Protection,  
Washington, DC 20229.

Dear Commissioner: This directive amends, but does not cancel, the directive issued to you on October 14, 2003, by the Chairman, Committee for the Implementation of Textile Agreements. That directive concerns imports of certain cotton and man-made fiber textile products, produced or manufactured in Bangladesh and exported during the twelve-month period which began on January 1, 2004 and extends through December 31, 2004.

Effective on August 11, 2004, you are directed to adjust the limits for the following categories, as provided for under the Uruguay Round Agreement on Textiles and Clothing:

Category	Adjusted twelve-month limit <sup>1</sup>
237 .....	338,445 dozen.
331pt. <sup>2</sup> .....	25,308 dozen pairs.
335 .....	518,499 dozen.
341 .....	4,315,167 dozen.
363 .....	52,864,835 numbers.
369-S <sup>3</sup> .....	3,533,399 kilograms.

<sup>1</sup>The limits have not been adjusted to account for any imports exported after December 31, 2003.

<sup>2</sup>Category 331pt.: all HTS numbers except 6116.10.1720, 6116.10.4810, 6116.10.5510, 6116.10.7510, 6116.92.6410, 6116.92.6420, 6116.92.6430, 6116.92.6440, 6116.92.7450, 6116.92.7460, 6116.92.7470, 6116.92.8800, 6116.92.9400 and 6116.99.9510.

<sup>3</sup>Category 369-S: only HTS number 6307.10.2005.

The Committee for the Implementation of Textile Agreements has determined that these actions fall within the foreign affairs exception of the rulemaking provisions of 5 U.S.C. 553(a)(1).

Sincerely,  
**James C. Leonard III,**  
*Chairman, Committee for the Implementation of Textile Agreements.*  
[FR Doc.04-18345 Filed 8-10-04; 8:45 am]

**BILLING CODE 3510-DR-S**

**COMMITTEE FOR THE IMPLEMENTATION OF TEXTILE AGREEMENTS**

**Adjustment of Import Limits for Certain Cotton, Wool, Man-Made Fiber, Silk Blend and Other Vegetable Fiber Textiles and Textile Products Produced or Manufactured in Taiwan**

August 5, 2004.

**AGENCY:** Committee for the Implementation of Textile Agreements (CITA).

**ACTION:** Issuing a directive to the Commissioner, Bureau of Customs and Border Protection adjusting limits.

**EFFECTIVE DATE:** August 11, 2004.

**FOR FURTHER INFORMATION CONTACT:** Ross Arnold, International Trade Specialist, Office of Textiles and Apparel, U.S. Department of Commerce, (202) 482-4212. For information on the quota status of these limits, refer to the Quota Status Reports posted on the bulletin boards of each Customs port, call (202) 927-5850, or refer to the Bureau of Customs and Border Protection website at <http://www.cbp.gov>. For information on embargoes and quota re-openings, refer to the Office of Textiles and Apparel website at <http://otexa.ita.doc.gov>.

**SUPPLEMENTARY INFORMATION:**

**Authority:** Section 204 of the Agricultural Act of 1956, as amended (7 U.S.C. 1854); Executive Order 11651 of March 3, 1972, as amended.

The current limits for certain categories are being adjusted for carryover, swing, and special shift.

A description of the textile and apparel categories in terms of HTS numbers is available in the **CORRELATION:** Textile and Apparel Categories with the Harmonized Tariff Schedule of the United States (see **Federal Register** notice 69 FR 4926, published on February 2, 2004). Also see 68 FR 59927, published on October 20, 2003.

**James C. Leonard III,**  
*Chairman, Committee for the Implementation of Textile Agreements.*

**Committee for the Implementation of Textile Agreements**

August 5, 2004.

Commissioner,  
Bureau of Customs and Border Protection,  
Washington, DC 20229.

Dear Commissioner: This directive amends, but does not cancel, the directive issued to you on October 14, 2003, by the Chairman, Committee for the Implementation of Textile Agreements. That directive concerns imports of certain cotton, wool, man-made fiber, silk blend and other vegetable fiber textiles and textile products, produced or manufactured in Taiwan and exported during the twelve-month period which began on January 1, 2004 and extends through December 31, 2004.

Effective on August 11, 2004, you are directed to adjust the current limits for the following categories, as provided for under the Uruguay Round Agreement on Textiles and Clothing:

Category	Twelve-month limit <sup>1</sup>
Group I 200-220, 224, 225/317/326, 226, 227, 300/301, 313-315, 360-363, 369-S <sup>2</sup> , 369-O <sup>3</sup> , 400-414, 469pt <sup>4</sup> , 603, 604, 611, 613/614/615/617, 618, 619/620, 624, 625/626/627/628/629 and 666pt <sup>5</sup> , as a group.	239,417,293 square meters equivalent.

Category	Twelve-month limit <sup>1</sup>
Sublevel in Group I	
225/317/326 .....	47,914,333 square meters.
Group I subgroup	
200, 219, 313, 314, 315, 361, 369-S and 604, as a group .....	163,377,022 square meters equivalent.
Within Group I subgroup	
604 .....	266,988 kilograms.
Group II	
237, 239pt. <sup>6</sup> , 331pt. <sup>7</sup> , 332, 333/334/335, 336, 338/339, 340-345, 347/ 348, 351, 352/652, 359-C/659-C <sup>8</sup> , 659-H <sup>9</sup> , 359pt. <sup>10</sup> , 433-438, 440, 442, 443, 444, 445/446, 447/448, 459pt. <sup>11</sup> , 631pt. <sup>12</sup> , 633/634/635, 636, 638/639, 640, 641-644, 645/646, 647/648, 651, 659-S <sup>13</sup> , 659pt. <sup>14</sup> , 846 and 852, as a group.	618,027,564 square meters equivalent.
Sublevels in Group II	
336 .....	163,111 dozen.
340 .....	1,214,146 dozen.
345 .....	141,872 dozen.
352/652 .....	3,851,960 dozen.
435 .....	28,486 dozen.
438 .....	31,713 dozen.
445/446 .....	148,503 dozen.
640 .....	1,038,909 dozen of which not more than 281,710 dozen shall be in Category 640-Y <sup>15</sup> .
642 .....	795,585 dozen.
647/648 .....	5,404,466 dozen of which not more than 5,141,289 dozen shall be in Categories 647-W/648-W <sup>16</sup> .
659-H .....	2,527,546 kilograms.
659-S .....	1,729,838 kilograms.
Group II Subgroup	
333/334/335, 341, 342, 351, 447/448, 636, 641 and 651, as a group ....	75,225,778 square meters equivalent.
Within Group II Subgroup	
341 .....	370,905 dozen.
342 .....	279,795 dozen.
351 .....	253,285 dozen.
636 .....	420,902 dozen.
651 .....	601,995 dozen.

<sup>1</sup> The limits have not been adjusted to account for any imports exported after December 31, 2003.

<sup>2</sup> Category 369-S: only HTS number 6307.10.2005.

<sup>3</sup> Category 369-O: all HTS numbers except 6307.10.2005 (Category 369-S); and 4202.12.4000, 4202.12.8020, 4202.12.8060, 4202.22.4020, 4202.22.4500, 4202.22.8030, 4202.32.4000, 4202.32.9530, 4202.92.0805, 4202.92.1500, 4202.92.3016, 4202.92.6091, 5601.10.1000, 5601.21.0090, 5701.90.1020, 5701.90.2020, 5702.10.9020, 5702.39.2010, 5702.49.1020, 5702.49.1080, 5702.59.1000, 5702.99.1010, 5702.99.1090, 5705.00.2020, 5805.00.3000, 5807.10.0510, 5807.90.0510, 6301.30.0010, 6301.30.0020, 6302.51.1000, 6302.51.2000, 6302.51.3000, 6302.51.4000, 6302.60.0010, 6302.60.0030, 6302.91.0005, 6302.91.0025, 6302.91.0045, 6302.91.0050, 6302.91.0060, 6303.11.0000, 6303.91.0010, 6303.91.0020, 6304.91.0020, 6304.92.0000, 6305.20.0000, 6306.11.0000, 6307.10.1020, 6307.10.1090, 6307.90.3010, 6307.90.4010, 6307.90.5010, 6307.90.8910, 6307.90.8945, 6307.90.9882, 6406.10.7700, 9404.90.1000, 9404.90.8040 and 9404.90.9505 (Category 369pt.).

<sup>4</sup> Category 469pt.: all HTS numbers except 5601.29.0020, 5603.94.1010, 6304.19.3040, 6304.91.0050, 6304.99.1500, 6304.99.6010, 6308.00.0010 and 6406.10.9020.

<sup>5</sup> Category 666pt.: all HTS numbers except 5805.00.4010, 6301.10.0000, 6301.40.0010, 6301.40.0020, 6301.90.0010, 6302.53.0010, 6302.53.0020, 6302.53.0030, 6302.93.1000, 6302.93.2000, 6303.12.0000, 6303.19.0010, 6303.92.1000, 6303.92.2010, 6303.92.2020, 6303.99.0010, 6304.11.2000, 6304.19.1500, 6304.19.2000, 6304.91.0040, 6304.93.0000, 6304.99.6020, 6307.90.9884, 9404.90.8522 and 9404.90.9522.

<sup>6</sup> Category 239pt.: only HTS number 6209.20.5040 (diapers).

<sup>7</sup> Category 331pt.: all HTS numbers except 6116.10.1720, 6116.10.4810, 6116.10.5510, 6116.10.7510, 6116.92.6410, 6116.92.6420, 6116.92.6430, 6116.92.6440, 6116.92.7450, 6116.92.7460, 6116.92.7470, 6116.92.8800, 6116.92.9400 and 6116.99.9510.

<sup>8</sup> Category 359-C: only HTS numbers 6103.42.2025, 6103.49.8034, 6104.62.1020, 6104.69.8010, 6114.20.0048, 6114.20.0052, 6203.42.2010, 6203.42.2090, 6204.62.2010, 6211.32.0010, 6211.32.0025 and 6211.42.0010; Category 659-C: only HTS numbers 6103.23.0055, 6103.43.2020, 6103.43.2025, 6103.49.2000, 6103.49.8038, 6104.63.1020, 6104.63.1030, 6104.69.1000, 6104.69.8014, 6114.30.3044, 6114.30.3054, 6203.43.2010, 6203.43.2090, 6203.49.1010, 6203.49.1090, 6204.63.1510, 6204.69.1010, 6210.10.9010, 6211.33.0010, 6211.33.0017 and 6211.43.0010.

<sup>9</sup> Category 659-H: only HTS numbers 6502.00.9030, 6504.00.9015, 6504.00.9060, 6505.90.5090, 6505.90.6090, 6505.90.7090 and 6505.90.8090.

<sup>10</sup> Category 359pt.: all HTS numbers except 6103.42.2025, 6103.49.8034, 6104.62.1020, 6104.69.8010, 6114.20.0048, 6114.20.0052, 6203.42.2010, 6203.42.2090, 6204.62.2010, 6211.32.0010, 6211.32.0025 and 6211.42.0010 (Category 359-C); 6115.19.8010, 6117.10.6010, 6117.20.9010, 6203.22.1000, 6204.22.1000, 6212.90.0010, 6214.90.0010, 6406.99.1550, 6505.90.1525, 6505.90.1540, 6505.90.2060 and 6505.90.2545.

<sup>11</sup> Category 459pt.: all HTS numbers except 6115.19.8020, 6117.10.1000, 6117.10.2010, 6117.20.9020, 6212.90.0020, 6214.20.0000, 6405.20.6030, 6405.20.6060, 6405.20.6090, 6406.99.1505 and 6406.99.1560.

<sup>12</sup> Category 631pt.: all HTS numbers except 6116.10.1730, 6116.10.4820, 6116.10.5520, 6116.10.7520, 6116.93.8800, 6116.93.9400, 6116.99.4800, 6116.99.5400 and 6116.99.9530.

<sup>13</sup> Category 659-S: only HTS numbers 6112.31.0010, 6112.31.0020, 6112.41.0010, 6112.41.0020, 6112.41.0030, 6112.41.0040, 6211.11.1010, 6211.11.1020, 6211.12.1010 and 6211.12.1020.

<sup>14</sup> Category 659pt.: all HTS numbers except 6103.23.0055, 6103.43.2020, 6103.43.2025, 6103.49.2000, 6103.49.8038, 6104.63.1020, 6104.63.1030, 6104.69.1000, 6104.69.8014, 6114.30.3044, 6114.30.3054, 6203.43.2010, 6203.43.2090, 6203.49.1010, 6203.49.1090, 6204.63.1510, 6204.69.1010, 6210.10.9010, 6211.33.0010, 6211.33.0017, 6211.43.0010 (Category 659-C); 6112.31.0010, 6112.31.0020, 6112.41.0010, 6112.41.0020, 6112.41.0030, 6112.41.0040, 6211.11.1010, 6211.11.1020, 6211.12.1010 and 6211.12.1020 (Category 659-S); 6502.00.9030, 6504.00.9015, 6504.00.9060, 6505.90.5090, 6505.90.6090, 6505.90.7090 and 6505.90.8090 (Category 659-H); 6115.11.0010, 6115.12.2000, 6117.10.2030, 6117.20.9030, 6212.90.0030, 6214.30.0000, 6214.40.0000, 6406.99.1510 and 6406.99.1540.

<sup>15</sup> Category 640-Y: only HTS numbers 6205.30.2010, 6205.30.2020, 6205.30.2050 and 6205.30.2060.

<sup>16</sup>Category 647-W: only HTS numbers 6203.43.4010, 6203.43.4020, 6203.43.4030, 6203.49.8030, 6210.40.5030, 6211.20.1525, 6204.23.0045, 6204.29.2020, 6204.29.2025, 6204.63.3540, 6204.69.2510, 6204.69.2530, 6211.20.6820, 6211.43.0040 and 6217.90.9060.

The limits set forth above are subject to adjustment pursuant to the provisions of the ATC and administrative arrangements notified to the Textiles Monitoring Body.

The Committee for the Implementation of Textile Agreements has determined that these actions fall within the foreign affairs exception of the rulemaking provisions of 5 U.S.C. 553(a)(1).

Sincerely,  
James C. Leonard III,  
Chairman, Committee for the Implementation of Textile Agreements.

[FR Doc. 04-18346 Filed 8-10-04; 8:45 am]

BILLING CODE 3510-DR-S

## DEPARTMENT OF DEFENSE

### Department of the Navy

#### Notice of Availability of Government-Owned Inventions; Available for Licensing

**AGENCY:** Department of the Navy, DOD.  
**ACTION:** Notice.

**SUMMARY:** The inventions listed below are assigned to the United States Government as represented by the Secretary of the Navy and are made available for licensing by the Department of the Navy. U.S. Patent No. 6,397,200: DATA REDUCTION SYSTEM FOR IMPROVING CLASSIFIER PERFORMANCE, issued May 28, 2002. //U.S. Patent No. 6,013,192: SODIUM HYDROXIDE COMPOSITIONS FOR USE IN BATTERY SYSTEMS, issued Jan 11, 2000. //U.S. Patent No. 6,609,428: NONRESONANT TECHNIQUE FOR ESTIMATION OF THE MECHANICAL PROPERTIES OF VISCOELASTIC MATERIALS, issued Aug 26, 2003. //U.S. Patent No. 6,043,921: FADING FREE OPTICAL PHASE RATE RECEIVER, issued Mar 28, 2000. //U.S. Patent No. 5,733,679: IMPROVED METHOD FOR PRODUCING ALKALINE ELECTROLYTES, issued Mar 31, 1998. //U.S. Patent No. 6,697,302: HIGHLY DIRECTIVE UNDERWATER ACOUSTIC RECEIVER, issued Feb 24, 2004. //U.S. Patent No. 6,737,185: SODIUM GALLIUM OXIDE ELECTROLYTE ADDITIVE FOR ALUMINUM ANODE ACTIVATION, issued May 18, 2004. //U.S. Patent No. 6,736,685: STOWABLE INTEGRATED MOTOR PROPULSOR FINS, issued May 18, 2004. //U.S. Patent No. 6,737,185: SODIUM GALLIUM OXIDE ELECTROLYTE ADDITIVE FOR ALUMINUM ANODE ACTIVATION,

6203.23.0060, 6203.23.0070, 6203.29.2030, 6203.43.4040, 6203.49.1500, 6203.49.2015, 6211.20.3820 and 6211.33.0030; Category 6204.29.4038, 6204.63.2000, 6204.63.3000, 6204.69.2540, 6204.69.2560, 6204.69.6030, issued May 18, 2004. //U.S. Patent No. 6,711,096: SHAPED PIEZOELECTRIC COMPOSITE ARRAY, issued Mar 23, 2004. //U.S. Patent No. 6,671,230: PIEZOELECTRIC VOLUMETRIC ARRAY, issued Dec 30, 2003. //U.S. Patent No. 6,661,739: FILIGREE ELECTRODE PATTERN APPARATUS FOR STEERING PARAMETRIC MODE ACOUSTIC BEAMS, issued Dec 9, 2003. //U.S. Patent No. 6,634,071: METHOD OF MAKING SHAPED PIEZOELECTRIC COMPOSITE TRANSDUCER, issued Oct 21, 2003. //U.S. Patent No. 6,561,034: ULTRASONIC SPARSE IMAGING ARRAY, issued May 13, 2003. //U.S. Patent No. 6,511,433: ACTIVE ACOUSTIC ARRAY FOR ULTRASONIC BIOMEDICAL APPLICATIONS, issued Jan 28, 2003. //U.S. Patent No. 6,255,761: SHAPED PIEZOELECTRIC COMPOSITE TRANSDUCER, issued Jul 3, 2001. //Navy Case Number 76472: DIFFERENTIAL HETERODYNE OTR FOR MULTIPLEXED OPTICAL PHASE SIGNALS. //Navy Case Number 76644: IMPROVED METHOD FOR THE HYDRAULIC AND ELECTRICAL CONTROL OF A PILE CONFIGURED BATTERY. //Navy Case Number 76473: HETERODYNE OPTICAL TRANSMITTER/RECEIVER FOR CORRELATION-MULTIPLEXED OPTICAL SIGNALS. //Navy Case Number 79790: SOLID STORAGE AND METHOD OF DISSOLUTION FOR ELECTROLYTE AND CATHOLYTE FOR USE IN A SEMI FUEL CELL POWER SOURCE. //Navy Case Number 76474: HETERODYNE OPTICAL TRANSMITTER/RECEIVER FOR MULTIPLEXED OPTICAL PHASE SIGNALS. //Navy Case Number 96505: PERIMETER SECURITY SENSOR ARRAY. //Navy Case Number 82744: AIR INTERFACE SYSTEM. //Navy Case Number 82831: AIR-INTERFACE SYSTEM FOR CAPTURING ELECTROMAGNETIC RADIATION. //Navy Case Number 75526: POLARIZATION AND PHASE FADING FREE OPTICAL RECEIVER. //U.S. Patent No. 6,706,207: NON-CHROMATE METAL SURFACE ETCHING SOLUTIONS, issued Mar 16, 2004. //U.S. Patent No. 6,638,369: NON CHROMATE CONVERSION COATINGS, issued Oct 28, 2003. //U.S. Patent No. 6,740,220: ELECTROCATALYTIC CATHODE DEVICE OF PALLADIUM AND

6203.29.2035, 6203.43.2500, 6203.43.3500, 6203.49.2030, 6203.49.2045, 6203.49.2060, 648-W: only HTS numbers 6204.23.0040, 6204.63.3510, 6204.63.3530, 6204.63.3532, 6204.69.9030, 6210.50.5035, 6211.20.1555,

IRIDIUM ON A HIGH DENSITY OR POROUS CARBON SUPPORT AND A METHOD FOR MAKING SUCH A CATHODE, issued May 25, 2004. //Navy Case Number 84567: NONPARAMETRIC METHOD FOR DETECTION AND IDENTIFICATION OF REGIONS OF CONCERN IN MULTIDIMENSIONAL INTENSITY IMAGES.

**ADDRESSES:** Copies of patents cited are available from the U.S. Patent and Trademark Office, USPTO Contact Center (UCC), Crystal Plaza 3, Room 2C02, P.O. Box 1450, Alexandria, VA 22313-1450. Requests for copies of patents must include the patent number.

**FOR FURTHER INFORMATION CONTACT:** Dr. Theresa A. Baus, Technology Transfer Manager, Naval Undersea Warfare Center Division, Newport, 1176 Howell St., Newport, RI 02841-1703, telephone (401) 832-8728.

(Authority: 35 U.S.C. 207, 37 CFR Part 404)

Dated: August 4, 2004.

**S.K. Melancon,**

*Paralegal Specialist, Office of the Judge Advocate General, Alternate Federal Register Liaison Officer.*

[FR Doc. 04-18330 Filed 8-10-04; 8:45 am]

BILLING CODE 3810-FF-P

## DEPARTMENT OF EDUCATION

### Notice of Proposed Information Collection Requests

**AGENCY:** Department of Education.

**SUMMARY:** The Leader, Regulatory Information Management Group, Office of the Chief Information Officer, invites comments on the proposed information collection requests as required by the Paperwork Reduction Act of 1995.

**DATES:** Interested persons are invited to submit comments on or before October 12, 2004.

**SUPPLEMENTARY INFORMATION:** Section 3506 of the Paperwork Reduction Act of 1995 (44 U.S.C. Chapter 35) requires that the Office of Management and Budget (OMB) provide interested Federal agencies and the public an early opportunity to comment on information collection requests. OMB may amend or waive the requirement for public consultation to the extent that public participation in the approval process would defeat the purpose of the information collection, violate State or

Federal law, or substantially interfere with any agency's ability to perform its statutory obligations. The Leader, Regulatory Information Management Group, Office of the Chief Information Officer, publishes that notice containing proposed information collection requests prior to submission of these requests to OMB. Each proposed information collection, grouped by office, contains the following: (1) Type of review requested, e.g. new, revision, extension, existing or reinstatement; (2) Title; (3) Summary of the collection; (4) Description of the need for, and proposed use of, the information; (5) Respondents and frequency of collection; and (6) Reporting and/or Recordkeeping burden. OMB invites public comment.

The Department of Education is especially interested in public comment addressing the following issues: (1) Is this collection necessary to the proper functions of the Department; (2) will this information be processed and used in a timely manner; (3) is the estimate of burden accurate; (4) how might the Department enhance the quality, utility, and clarity of the information to be collected; and (5) how might the Department minimize the burden of this collection on the respondents, including through the use of information technology.

Dated: August 6, 2004.

**Angela C. Arrington,**  
Leader, Regulatory Information Management Group, Office of the Chief Information Officer.

#### Federal Student Aid

*Type of Review:* Revision.

*Title:* Student Aid Internet Gateway (SAIG) Enrollment Document.

*Frequency:* On Occasion.

*Affected Public:* Not-for-profit institutions; businesses or other for-profit; State, Local, or Tribal Gov't, SEAs or LEAs.

*Reporting and Recordkeeping Hour Burden:*

Responses: 9,332.

Burden Hours: 6,221.

*Abstract:* Enrollment in SAIG allows eligible entities to exchange Title IV information electronically with the Department of Education. Users are able to receive, transmit, view and update student financial aid data via SAIG. Eligible respondents include postsecondary schools that participate in federal student financial aid programs, financial aid servicers, state and guaranty agencies, lenders, and need analysis servicers.

Requests for copies of the proposed information collection request may be accessed from <http://edicsweb.ed.gov>,

by selecting the "Browse Pending Collections" link and by clicking on link number 2553. When you access the information collection, click on "Download Attachments" to view. Written requests for information should be addressed to U.S. Department of Education, 400 Maryland Avenue, SW., Potomac Center, 9th Floor, Washington, DC 20202-4700. Requests may also be electronically mailed to the Internet address [OCIO\\_RIMG@ed.gov](mailto:OCIO_RIMG@ed.gov) or faxed to 202-245-6621. Please specify the complete title of the information collection when making your request.

Comments regarding burden and/or the collection activity requirements should be directed to Joseph Schubart at [Joe.Schubart@ed.gov](mailto:Joe.Schubart@ed.gov). Individuals who use a telecommunications device for the deaf (TDD) may call the Federal Information Relay Service (FIRS) at 1-800-877-8339.

[FR Doc. 04-18363 Filed 8-10-04; 8:45 am]  
BILLING CODE 4000-01-P

#### DEPARTMENT OF EDUCATION

##### Recognition of Accrediting Agencies, State Agencies for the Approval of Public Postsecondary Vocational Education, and State Agencies for the Approval of Nurse Education

**AGENCY:** National Advisory Committee on Institutional Quality and Integrity, Department of Education (The Advisory Committee).

##### What Is the Purpose of This Notice?

On July 16, 2004, we published a notice in the *Federal Register* to invite written comments on accrediting agencies that had submitted petitions for review by the Advisory Committee at its December 13-15, 2004 meeting. Although the Distance Education and Training Council was included in the list of accrediting agencies for the Advisory Committee's review of the Council's progress report, the July 16, 2004 notice omitted the Council's request for an expansion of scope. This notice invites written comments on the petition for expansion of scope submitted by the Distance Education and Training Council that will be reviewed at the Advisory Committee meeting to be held on December 13-15, 2004.

##### Petition for an Expansion of Scope

1. Distance Education and Training Council (Current scope of recognition: The accreditation of postsecondary institutions in the United States offering programs primarily by the distance education method up through the first

professional degree. *Title IV Note: Accreditation by this agency does not enable the entities it accredits to establish eligibility to participate in Title IV programs.*) (Requested scope of recognition: the accreditation of postsecondary institutions in the United States offering programs primarily by the distance education method up through the first professional degree. *Title IV Note: Under current law, distance education entities accredited by this agency are not eligible to participate in Title IV programs, other than the Distance Education Demonstration Project.*)

##### Where Should I Submit My Comments?

Please submit your written comments by September 27, 2004 to Carol Griffiths, Accrediting Agency Evaluation, Accreditation and State Liaison. You may contact her at the U.S. Department of Education, 1990 K Street, NW., 7th Floor, Room 7105, Washington, DC 20006-8509, telephone: (202) 219-7011. Individuals who use a telecommunications device for the deaf (TDD) may call the Federal Information Relay Service at 1-800-877-8339.

##### What Is the Authority for the Advisory Committee?

The National Advisory Committee on Institutional Quality and Integrity is established under Section 114 of the Higher Education Act (HEA), as amended, 20 U.S.C. § 1011c. One of the purposes of the Advisory Committee is to advise the Secretary of Education on the recognition of accrediting agencies and State approval agencies.

##### Will This Be My Only Opportunity To Submit Written Comments?

Yes, this notice announces the only opportunity you will have to submit written comments. However, another *Federal Register* notice will announce the meeting and invite individuals and/or groups to submit requests to make oral presentations before the Advisory Committee on the agencies that the Committee will review. That notice, however, does not offer an opportunity to submit written comment.

##### What Happens to the Comments That I Submit?

We will review your comments, in response to this notice, as part of our evaluation of the Distance Education and Training Council's compliance with the Secretary's Criteria for Recognition of Accrediting Agencies. The Criteria are regulations found in 34 CFR Part 602 (for accrediting agencies).

We will also respond to your comments, as appropriate, in the staff



analysis we present to the Advisory Committee at its December 2004 meeting. Therefore, in order for us to give full consideration to your comments, it is important that we receive them by September 27, 2004. In all instances, your comments regarding the Distance Education and Training Council must relate to the Criteria for Recognition.

#### What Happens to Comments Received After the Deadline?

We will review any comments received after the deadline. If such comments, upon investigation, reveal that the accrediting agency is not acting in accordance with the Criteria for Recognition, we will take action either before or after the meeting, as appropriate.

#### Where Can I Inspect Petitions and Third-Party Comments Before and After the Meeting?

Subject to the provisions of 5 U.S.C. 522, petitions, interim reports, and those third-party comments received in advance of the meeting, will, upon written request, be made available, by appointment, for inspection and copying at the U.S. Department of Education, 1990 K Street, NW., 7th Floor, Room 7105, Washington, DC 20006-8509, telephone (202) 219-7011 until November 17, 2004. They will be available again after the December 13-15 Advisory Committee meeting.

#### How May I Obtain Electronic Access to This Document?

You may view this document, as well as all other Department of Education documents published in the **Federal Register**, in text or Adobe Portable Document Format (PDF) on the Internet at the following site: <http://www.ed.gov/legislation/FedRegister>. To use PDF you must have Adobe Acrobat Reader, which is available free at this site. If you have questions about using PDF, call the U.S. Government Printing Office (GPO), toll free, at 1-888-293-6498; or in the Washington, DC, area at (202) 512-1530.

**Note:** The official version of this document is the document published in the **Federal Register**. Free Internet access to the official edition of the **Federal Register** and the Code of Federal Regulations is available on GPO Access at: <http://www.gpoaccess.gov/nara/index.html>.

**Authority:** 5 U.S.C. Appendix 2.

Dated: August 5, 2004.

Sally L. Stroup,

*Assistant Secretary for Postsecondary Education.*

[FR Doc. 04-18310 Filed 8-10-04; 8:45 am]

BILLING CODE 4000-01-P

#### DEPARTMENT OF ENERGY

##### Office of Nonproliferation Policy; Proposed Subsequent Arrangement

**AGENCY:** Department of Energy.

**ACTION:** Subsequent arrangement.

**SUMMARY:** This notice has been issued under the authority of Section 131 of the Atomic Energy Act of 1954, as amended (42 U.S.C. 2160). The Department is providing notice of a proposed "subsequent arrangement" under the Agreement for Cooperation Concerning Civil Uses of Atomic Energy between the United States and Canada and Agreement for Cooperation in the Peaceful Uses of Nuclear Energy between the United States and the European Atomic Energy Community (EURATOM).

This subsequent arrangement concerns the retransfer of 147,929 kg of U.S.-origin natural uranium hexafluoride, 100,000 kg of which is uranium, from Cameco Corporation, Port Hope, Ontario, Canada, to Eurodif SA, Velizy France. The material, which is now located at Cameco Corp., Port Hope, Ontario, will be transferred to Eurodif for enrichment. Upon completion of the enrichment, the material will be used at Electricite de France, Delegation aux Combustibles as reactor fuel. Cameco Corp. originally obtained the uranium hexafluoride under Export License Number XSOU-8744.

In accordance with Section 131 of the Atomic Energy Act of 1954, as amended, we have determined that this subsequent arrangement is not inimical to the common defense and security.

This subsequent arrangement will take effect no sooner than August 26, 2004.

Dated: August 5, 2004.

For the Department of Energy.

Kurt Siemon,

*Acting Director, Office of Nonproliferation Policy.*

[FR Doc. 04-18366 Filed 8-10-04; 8:45 am]

BILLING CODE 6450-01-P

#### DEPARTMENT OF ENERGY

##### Federal Energy Regulatory Commission

[Docket No. RP04-435-000]

##### ANR Pipeline Company; Notice of Proposed Changes in FERC Gas Tariff

August 4, 2004.

Take notice that on August 2, 2004, ANR Pipeline Company, (ANR) tendered for filing as part of its FERC Gas Tariff, Second Revised Volume No. 1, the revised tariff sheets listed on Appendix A to the filing, to be made effective October 1, 2004.

ANR states that the revised tariff sheets are being submitted to address gas quality standards on its pipeline system.

Any person desiring to intervene or to protest this filing must file in accordance with Rules 211 and 214 of the Commission's Rules of Practice and Procedure (18 CFR 385.211 and 385.214). Protests will be considered by the Commission in determining the appropriate action to be taken, but will not serve to make protestants parties to the proceeding. Any person wishing to become a party must file a notice of intervention or motion to intervene, as appropriate. Such notices, motions, or protests must be filed in accordance with the provisions of section 154.210 of the Commission's regulations (18 CFR 154.210). Anyone filing an intervention or protest must serve a copy of that document on the Applicant. Anyone filing an intervention or protest on or before the intervention or protest date need not serve motions to intervene or protests on persons other than the Applicant.

The Commission encourages electronic submission of protests and interventions in lieu of paper using the "eFiling" link at <http://www.ferc.gov>. Persons unable to file electronically should submit an original and 14 copies of the protest or intervention to the Federal Energy Regulatory Commission, 888 First Street, NE., Washington, DC 20426.

This filing is accessible on-line at <http://www.ferc.gov>, using the "eLibrary" link and is available for review in the Commission's Public Reference Room in Washington, DC. There is an "eSubscription" link on the Web site that enables subscribers to receive e-mail notification when a document is added to a subscribed docket(s). For assistance with any FERC Online service, please e-mail [FERCOnlineSupport@ferc.gov](mailto:FERCOnlineSupport@ferc.gov), or call

(866) 208-3676 (toll free). For TTY, call (202) 502-8659.

Magalie R. Salas,  
Secretary.

[FR Doc. E4-1764 Filed 8-10-04; 8:45 am]

BILLING CODE 6717-01-P

## DEPARTMENT OF ENERGY

### Federal Energy Regulatory Commission

[Docket No. RP04-119-003]

#### Dominion Transmission, Inc.; Notice of Annual Report on Operational Sales of Gas

August 4, 2004.

Take notice that on June 30, 2004, Dominion Transmission, Inc. (Dominion) tendered for filing an annual report on operational sales of gas for the 12 month period from April 1, 2003 to March 31, 2004.

Dominion states that the annual report is in compliance with section 42.D of the General Terms and Conditions (GT&C) of its tariff, which requires Dominion on June 30 of each year to submit its annual report on the sale of gas that is incidental to its operations covering the 12 month period from April 1 to March 31. Dominion alleges that section 42.D of the GT&C also requires that the annual report indicate the source of all gas sold, the date of sale, the volumes, sales price, revenues from the sale, and the disposition of the revenues. Dominion reports that it sold 3,000,000 dt of gas, with total dollars billed of \$18,857,537.09.

Dominion states that copies of its filing have been served on all affected customers of Dominion and interested State commissions, as well as to all parties appearing on the Commission's official service list in this docket.

Any person desiring to protest this filing must file in accordance with Rule 211 of the Commission's Rules of Practice and Procedure (18 CFR 385.211). Protests to this filing will be considered by the Commission in determining the appropriate action to be taken, but will not serve to make protestants parties to the proceeding. Such protests must be filed on or before the date as indicated below. Anyone filing a protest must serve a copy of that document on all the parties to the proceeding.

The Commission encourages electronic submission of protests in lieu of paper using the "eFiling" link at <http://www.ferc.gov>. Persons unable to file electronically should submit an

original and 14 copies of the protest to the Federal Energy Regulatory Commission, 888 First Street, NE., Washington, DC 20426. This filing is accessible on-line at <http://www.ferc.gov>, using the "eLibrary" link and is available for review in the Commission's Public Reference Room in Washington, DC. There is an "eSubscription" link on the Web site that enables subscribers to receive e-mail notification when a document is added to a subscribed docket(s). For assistance with any FERC Online service, please e-mail [FERCOnlineSupport@ferc.gov](mailto:FERCOnlineSupport@ferc.gov), or call (866) 208-3676 (toll free). For TTY, call (202) 502-8659.

Protest Date: 5 p.m. eastern time on August 11, 2004.

Magalie R. Salas,  
Secretary.

[FR Doc. E4-1774 Filed 8-10-04; 8:45 am]

BILLING CODE 6717-01-P

## DEPARTMENT OF ENERGY

### Federal Energy Regulatory Commission

[Docket No. RP04-433-000]

#### Dominion Transmission, Inc.; Notice of Proposed Changes in FERC Gas Tariff

August 4, 2004.

Take notice that on August 2, 2004, Dominion Transmission, Inc. (DTI) tendered for filing as part of its FERC Gas Tariff, Third Revised Volume No. 1, the following tariff sheets, to become effective September 1, 2004:

First Revised Sheet No. 304  
First Revised Sheet No. 307  
First Revised Sheet No. 353  
First Revised Sheet No. 357  
First Revised Sheet No. 604  
Second Revised Sheet No. 680  
First Revised Sheet No. 684  
Fifth Revised Sheet No. 1000  
First Revised Sheet No. 1048  
First Revised Sheet No. 1065  
First Revised Sheet No. 1074  
Third Revised Sheet No. 1076  
First Revised Sheet No. 1078  
First Revised Sheet No. 1081  
Second Revised Sheet No. 1092  
Third Revised Sheet No. 1093  
Second Revised Sheet No. 1097  
First Revised Sheet No. 1108  
First Revised Sheet No. 1127  
First Revised Sheet No. 1131  
First Revised Sheet No. 1155A  
Second Revised Sheet No. 1162  
Third Revised Sheet No. 1419  
Second Revised Sheet No. 1502  
Third Revised Sheet No. 2003  
Second Revised Sheet No. 2052  
Second Revised Sheet No. 2102  
Second Revised Sheet No. 2153  
Third Revised Sheet No. 2203

Second Revised Sheet No. 2252  
Fourth Revised Sheet No. 2304  
Second Revised Sheet No. 2352  
Second Revised Sheet No. 2403  
Second Revised Sheet No. 2453  
Third Revised Sheet No. 2506

DTI states that the purpose of this filing is to revise the tariff to correct typographical errors, update addresses and phone numbers, remove language that is no longer applicable, update language pertaining to the standards of conduct, and other miscellaneous changes which are detailed in Appendix A of the filing.

Any person desiring to intervene or to protest this filing must file in accordance with Rules 211 and 214 of the Commission's Rules of Practice and Procedure (18 CFR 385.211 and 385.214). Protests will be considered by the Commission in determining the appropriate action to be taken, but will not serve to make protestants parties to the proceeding. Any person wishing to become a party must file a notice of intervention or motion to intervene, as appropriate. Such notices, motions, or protests must be filed in accordance with the provisions of section 154.210 of the Commission's regulations (18 CFR 154.210). Anyone filing an intervention or protest must serve a copy of that document on the Applicant. Anyone filing an intervention or protest on or before the intervention or protest date need not serve motions to intervene or protests on persons other than the Applicant.

The Commission encourages electronic submission of protests and interventions in lieu of paper using the "eFiling" link at <http://www.ferc.gov>. Persons unable to file electronically should submit an original and 14 copies of the protest or intervention to the Federal Energy Regulatory Commission, 888 First Street, NE., Washington, DC 20426.

This filing is accessible on-line at <http://www.ferc.gov>, using the "eLibrary" link and is available for review in the Commission's Public Reference Room in Washington, DC. There is an "eSubscription" link on the Web site that enables subscribers to receive e-mail notification when a document is added to a subscribed docket(s). For assistance with any FERC Online service, please e-mail [FERCOnlineSupport@ferc.gov](mailto:FERCOnlineSupport@ferc.gov), or call (866) 208-3676 (toll free). For TTY, call (202) 502-8659.

Magalie R. Salas,  
Secretary.

[FR Doc. E4-1779 Filed 8-10-04; 8:45 am]

BILLING CODE 6717-01-P

**DEPARTMENT OF ENERGY****Federal Energy Regulatory Commission**

[Docket No. RP04-431-000]

**Equitrans, L.P.; Notice of Proposed Changes in FERC Gas Tariff**

August 4, 2004.

Take notice that on July 30, 2004, Equitrans, L.P. (Equitrans) tendered for filing, to become part of its FERC Gas Tariff, Original Volume No. 1, the following pro forma tariff sheet:

Pro Forma Sheet No. 310

Equitrans states that the revised *pro forma* tariff sheet is being submitted in compliance with the FERC's June 30, 2004, Order in Docket No. RP04-97-000, and comprises a proposed tariff provision regarding segmentation in compliance with Order No. 637 and prior Commission orders.

Any person desiring to intervene or to protest this filing must file in accordance with Rules 211 and 214 of the Commission's Rules of Practice and Procedure (18 CFR 385.211 and 385.214). Protests will be considered by the Commission in determining the appropriate action to be taken, but will not serve to make protestants parties to the proceeding. Any person wishing to become a party must file a notice of intervention or motion to intervene, as appropriate. Such notices, motions, or protests must be filed in accordance with the provisions of section 154.210 of the Commission's regulations (18 CFR 154.210). Anyone filing an intervention or protest must serve a copy of that document on the Applicant. Anyone filing an intervention or protest on or before the intervention or protest date need not serve motions to intervene or protests on persons other than the Applicant.

The Commission encourages electronic submission of protests and interventions in lieu of paper using the "eFiling" link at <http://www.ferc.gov>. Persons unable to file electronically should submit an original and 14 copies of the protest or intervention to the Federal Energy Regulatory Commission, 888 First Street, NE., Washington, DC 20426.

This filing is accessible on-line at <http://www.ferc.gov>, using the "eLibrary" link and is available for review in the Commission's Public Reference Room in Washington, DC. There is an "eSubscription" link on the Web site that enables subscribers to receive e-mail notification when a document is added to a subscribed docket(s). For assistance with any FERC

Online service, please e-mail [FERCOnlineSupport@ferc.gov](mailto:FERCOnlineSupport@ferc.gov), or call (866) 208-3676 (toll free). For TTY, call (202) 502-8659.

Magalie R. Salas,  
Secretary.

[FR Doc. E4-1777 Filed 8-10-04; 8:45 am]

BILLING CODE 6717-01-P

**DEPARTMENT OF ENERGY****Federal Energy Regulatory Commission****Guardian Pipeline, L.L.C.; Notice of Proposed Changes in FERC Gas Tariff**

August 4, 2004.

Take notice that on August 2, 2004, Guardian Pipeline, L.L.C. (Guardian) tendered for filing to become part of Guardian's FERC Gas Tariff, Original Volume No. 1, the tariff sheets listed in Appendix A of the filing to become effective September 1, 2004.

Guardian notes that on July 1, 2004, Northern Plains Natural Gas Company (NPNG) became the operator of Guardian. The purpose of this filing is to update Guardian's tariff to make housekeeping changes associated with such change in the operation of Guardian and other ministerial changes.

Any person desiring to intervene or to protest this filing must file in accordance with Rules 211 and 214 of the Commission's Rules of Practice and Procedure (18 CFR 385.211 and 385.214). Protests will be considered by the Commission in determining the appropriate action to be taken, but will not serve to make protestants parties to the proceeding. Any person wishing to become a party must file a notice of intervention or motion to intervene, as appropriate. Such notices, motions, or protests must be filed in accordance with the provisions of Section 154.210 of the Commission's regulations (18 CFR 154.210). Anyone filing an intervention or protest must serve a copy of that document on the Applicant. Anyone filing an intervention or protest on or before the intervention or protest date need not serve motions to intervene or protests on persons other than the Applicant.

The Commission encourages electronic submission of protests and interventions in lieu of paper using the "eFiling" link at <http://www.ferc.gov>. Persons unable to file electronically should submit an original and 14 copies of the protest or intervention to the Federal Energy Regulatory Commission, 888 First Street, NE., Washington, DC 20426.

This filing is accessible on-line at <http://www.ferc.gov>, using the "eLibrary" link and is available for review in the Commission's Public Reference Room in Washington, DC. There is an "eSubscription" link on the Web site that enables subscribers to receive email notification when a document is added to a subscribed docket(s). For assistance with any FERC Online service, please e-mail [FERCOnlineSupport@ferc.gov](mailto:FERCOnlineSupport@ferc.gov), or call (866) 208-3676 (toll free). For TTY, call (202) 502-8659.

Magalie R. Salas,  
Secretary.

[FR Doc. E4-1778 Filed 8-10-04; 8:45 am]

BILLING CODE 6717-01-P

**DEPARTMENT OF ENERGY****Federal Energy Regulatory Commission**

[Project No. 12514-000]

**Northern Indiana Public Service Company; Notice Rescinding Tendering Notice**

August 4, 2004.

On August 3, 2004, the Commission issued a "Notice of Application Tendered for Filing with the Commission and Soliciting Additional Study Requests and Establishing procedures for Relicensing and a Deadline for Submission of Final Amendments" in the above referenced project. This notice was issued in error and is hereby rescinded.

Magalie R. Salas,  
Secretary.

[FR Doc. E4-1770 Filed 8-10-04; 8:45 am]

BILLING CODE 6717-01-P

**DEPARTMENT OF ENERGY****Federal Energy Regulatory Commission**

[Docket No. RP04-434-000]

**Northwest Pipeline Corporation; Notice of Proposed Changes in Ferc Gas Tariff and Filing of Non-Conforming Service Agreement**

August 4, 2004.

Take notice that on August 2, 2004, Northwest Pipeline Corporation (Northwest) tendered for filing as part of its FERC Gas Tariff, Third Revised Volume No. 1, Sixth Revised Sheet No. 373, to become effective September 1, 2004. Northwest also tendered for filing a Rate Schedule TF-1 non-conforming service agreement.

Northwest states that the purpose of this filing is to: (1) Submit a Rate Schedule TF-1 service agreement containing contract-specific operational flow order provisions that do not conform to the Rate Schedule TF-1 form of service agreement contained in Northwest's tariff; (2) add this agreement to the list of non-conforming service agreements in Northwest's tariff; and (3) remove a service agreement due to termination from the list of non-conforming service agreements in Northwest's tariff.

Any person desiring to intervene or to protest this filing must file in accordance with Rules 211 and 214 of the Commission's Rules of Practice and Procedure (18 CFR 385.211 and 385.214). Protests will be considered by the Commission in determining the appropriate action to be taken, but will not serve to make protestants parties to the proceeding. Any person wishing to become a party must file a notice of intervention or motion to intervene, as appropriate. Such notices, motions, or protests must be filed in accordance with the provisions of section 154.210 of the Commission's regulations (18 CFR 154.210). Anyone filing an intervention or protest must serve a copy of that document on the Applicant. Anyone filing an intervention or protest on or before the intervention or protest date need not serve motions to intervene or protests on persons other than the Applicant.

The Commission encourages electronic submission of protests and interventions in lieu of paper using the "eFiling" link at <http://www.ferc.gov>. Persons unable to file electronically should submit an original and 14 copies of the protest or intervention to the Federal Energy Regulatory Commission, 888 First Street, NE., Washington, DC 20426.

This filing is accessible on-line at <http://www.ferc.gov>, using the "eLibrary" link and is available for review in the Commission's Public Reference Room in Washington, DC. There is an "eSubscription" link on the Web site that enables subscribers to receive e-mail notification when a document is added to a subscribed docket(s). For assistance with any FERC Online service, please e-mail [FERCOnlineSupport@ferc.gov](mailto:FERCOnlineSupport@ferc.gov), or call (866) 208-3676 (toll free). For TTY, call (202) 502-8659.

Magalie R. Salas,  
Secretary.

[FR Doc. E4-1780 Filed 8-10-04; 8:45 am]

BILLING CODE 6717-01-P

## DEPARTMENT OF ENERGY

### Federal Energy Regulatory Commission

[Docket No. RP04-430-000]

#### Texas Gas Transmission, LLC; Notice of Proposed Changes in FERC Gas Tariff

August 4, 2004.

Take notice that on July 30, 2004, Texas Gas Transmission, LLC (Texas Gas) tendered for filing as part of its FERC Gas Tariff, Second Revised Volume No. 1, Second Revised Sheet No. 56, to become effective August 1, 2004.

Texas Gas states that the purpose of this filing is to submit to the Commission a copy of a fully executed non-conforming Firm Transportation Agreement (Agreement) between Texas Gas and AK Steel Corporation (AK Steel), dated April 27, 2004. Texas further states that they want to add this agreement to the list of non-conforming service agreements in Texas Gas' tariff, and to remove from that list the non-conforming service agreement with AK Steel under Rate Schedule STF that expires July 31, 2004.

Texas Gas proposes on the same tariff sheet to delete the reference to Marathon Oil Company, whose non-conforming service agreement, dated November 21, 2002, under Rate Schedule FT is amended effective August 1, 2004, to delete the non-conforming language contained in Article V, Section 5.2.

Any person desiring to intervene or to protest this filing must file in accordance with Rules 211 and 214 of the Commission's Rules of Practice and Procedure (18 CFR 385.211 and 385.214). Protests will be considered by the Commission in determining the appropriate action to be taken, but will not serve to make protestants parties to the proceeding. Any person wishing to become a party must file a notice of intervention or motion to intervene, as appropriate. Such notices, motions, or protests must be filed in accordance with the provisions of section 154.210 of the Commission's regulations (18 CFR 154.210). Anyone filing an intervention or protest must serve a copy of that document on the Applicant. Anyone filing an intervention or protest on or before the intervention or protest date need not serve motions to intervene or protests on persons other than the Applicant.

The Commission encourages electronic submission of protests and interventions in lieu of paper using the "eFiling" link at <http://www.ferc.gov>.

Persons unable to file electronically should submit an original and 14 copies of the protest or intervention to the Federal Energy Regulatory Commission, 888 First Street, NE., Washington, DC 20426.

This filing is accessible on-line at <http://www.ferc.gov>, using the "eLibrary" link and is available for review in the Commission's Public Reference Room in Washington, DC. There is an "eSubscription" link on the Web site that enables subscribers to receive e-mail notification when a document is added to a subscribed docket(s). For assistance with any FERC Online service, please e-mail [FERCOnlineSupport@ferc.gov](mailto:FERCOnlineSupport@ferc.gov), or call (866) 208-3676 (toll free). For TTY, call (202) 502-8659.

Magalie R. Salas,  
Secretary.

[FR Doc. E4-1776 Filed 8-10-04; 8:45 am]

BILLING CODE 6717-01-P

## DEPARTMENT OF ENERGY

### Federal Energy Regulatory Commission

[Docket No. RP03-323-002]

#### Williston Basin Interstate Pipeline Company; Notice of Negotiated Rate

August 4, 2004.

Take notice that on July 30, 2004, Williston Basin Interstate Pipeline Company (Williston Basin) tendered for filing with the Commission a negotiated Rate Schedule FT-1 service agreement. Williston Basin states that the proposed effective date of the service agreement is August 1, 2004.

Any person desiring to intervene or to protest this filing must file in accordance with Rules 211 and 214 of the Commission's Rules of Practice and Procedure (18 CFR 385.211 and 385.214). Protests will be considered by the Commission in determining the appropriate action to be taken, but will not serve to make protestants parties to the proceeding. Any person wishing to become a party must file a notice of intervention or motion to intervene, as appropriate. Such notices, motions, or protests must be filed in accordance with the provisions of section 154.210 of the Commission's regulations (18 CFR 154.210). Anyone filing an intervention or protest must serve a copy of that document on the Applicant. Anyone filing an intervention or protest on or before the intervention or protest date need not serve motions to intervene or protests on persons other than the Applicant.

The Commission encourages electronic submission of protests and interventions in lieu of paper using the "eFiling" link at <http://www.ferc.gov>. Persons unable to file electronically should submit an original and 14 copies of the protest or intervention to the Federal Energy Regulatory Commission, 888 First Street, NE., Washington, DC 20426.

This filing is accessible on-line at <http://www.ferc.gov>, using the "eLibrary" link and is available for review in the Commission's Public Reference Room in Washington, DC. There is an "eSubscription" link on the Web site that enables subscribers to receive e-mail notification when a document is added to a subscribed docket(s). For assistance with any FERC Online service, please e-mail [FERCOnlineSupport@ferc.gov](mailto:FERCOnlineSupport@ferc.gov), or call (866) 208-3676 (toll free). For TTY, call (202) 502-8659.

Magalie R. Salas,  
Secretary.

[FR Doc. E4-1773 Filed 8-10-04; 8:45 am]

BILLING CODE 6717-01-P

## DEPARTMENT OF ENERGY

### Federal Energy Regulatory Commission

[Docket No. RP04-377-001]

#### Williston Basin Interstate Pipeline Company; Notice of Tariff Filing

August 4, 2004.

Take notice that on July 30, 2004, Williston Basin Interstate Pipeline Company (Williston Basin) tendered for filing to become a part of its FERC Gas Tariff, Second Revised Volume No. 1, the following tariff sheets to become effective August 1, 2004:

Sub Fifty-Fifth Revised Sheet No. 15  
Sub Thirty-First Revised Sheet No. 15A  
Sub Fifty-Third Revised Sheet No. 18  
Sub Thirty-First Revised Sheet No. 18A  
Sub Thirty-First Revised Sheet No. 19  
Sub Forty-First Revised Sheet No. 21

Williston Basin states that it has come to their attention that some of the tariff sheets that were included in its July 1, 2004, filing contained incorrect rates. Williston Basin notes that it is refiling certain tariff sheets approved by the Commission on July 28 to reflect the currently effective base tariff rates as of August 1, 2004.

Any person desiring to protest this filing must file in accordance with Rule 211 of the Commission's Rules of Practice and Procedure (18 CFR 385.211). Protests to this filing will be considered by the Commission in

determining the appropriate action to be taken, but will not serve to make protestants parties to the proceeding. Such protests must be filed in accordance with the provisions of section 154.210 of the Commission's regulations (18 CFR 154.210). Anyone filing a protest must serve a copy of that document on all the parties to the proceeding.

The Commission encourages electronic submission of protests in lieu of paper using the "eFiling" link at <http://www.ferc.gov>. Persons unable to file electronically should submit an original and 14 copies of the protest to the Federal Energy Regulatory Commission, 888 First Street, NE., Washington, DC 20426.

This filing is accessible on-line at <http://www.ferc.gov>, using the "eLibrary" link and is available for review in the Commission's Public Reference Room in Washington, DC. There is an "eSubscription" link on the Web site that enables subscribers to receive e-mail notification when a document is added to a subscribed docket(s). For assistance with any FERC Online service, please e-mail [FERCOnlineSupport@ferc.gov](mailto:FERCOnlineSupport@ferc.gov), or call (866) 208-3676 (toll free). For TTY, call (202) 502-8659.

Magalie R. Salas,  
Secretary.

[FR Doc. E4-1775 Filed 8-10-04; 8:45 am]

BILLING CODE 6717-01-P

## DEPARTMENT OF ENERGY

### Federal Energy Regulatory Commission

[Docket No. CP04-366-000]

#### Gulf South Pipeline Company, LP; Notice of Intent To Prepare an Environmental Assessment for the Proposed Jackson Gas Storage Expansion Project

August 4, 2004.

The staff of the Federal Energy Regulatory Commission (FERC or Commission) will prepare an environmental assessment (EA) that will discuss the environmental impacts of Gulf South Pipeline Company, LP's (Gulf South) Jackson Gas Storage Expansion Project in Rankin County, Mississippi. Gulf South proposes to directionally drill five new storage injection/withdrawal wells and to construct and operate about 2.34 miles of 16-inch-diameter pipeline to facilitate injection and withdrawal in the existing Jackson Gas Storage Field. The Jackson Gas Storage Expansion Project would

result in an increase in the total storage capacity of about 2.4 billion cubic feet of gas. This EA will be used by the Commission in its decisionmaking process to determine whether the project is in the public convenience and necessity.

If you are a landowner receiving this notice, you may be contacted by a pipeline company representative about the acquisition of an easement to construct, operate, and maintain the proposed facilities. The company would seek to negotiate a mutually acceptable agreement. However, if the project is approved by the Commission, that approval conveys with it the right of eminent domain. Therefore, if easement negotiations fail to produce an agreement, the pipeline company could initiate condemnation proceedings in accordance with State law.

A fact sheet prepared by the FERC entitled "An Interstate Natural Gas Facility on My Land? What Do I Need To Know?" was attached to the project notice Gulf South provided to the landowners. This fact sheet addresses a number of typically asked questions, including the use of eminent domain and how to participate in the Commission's proceedings. It is available for viewing on the FERC Internet Web site (<http://www.ferc.gov>).

#### Summary of the Proposed Project

- Gulf South proposes to:
- Directionally drill 5 injection/withdrawal wells and install aboveground well head, measurement and appurtenant auxiliary facilities inside a well pad site;
  - Construct five 8-inch-diameter well head lines connecting to a new 16-inch-diameter storage pipeline that would originate at Gulf South's existing 9-acre fee property well pad; and
  - Construct 2.34 miles of 16-inch-diameter pipeline.

The location of the projects' facilities is shown in appendix 1.<sup>1</sup>

#### Nonjurisdictional Facilities

No nonjurisdictional facilities would be built as a result of the proposed project.

#### Land Requirements for Construction

Drilling the five wells would disturb approximately 5.19 acres of land at the

<sup>1</sup> The appendices referenced in this notice are not being printed in the *Federal Register*. Copies of all appendices, other than appendix 1 (maps), are available on the Commission's Web site at the "eLibrary" link or from the Commission's Public Reference Room, 888 First Street, NE., Washington, DC 20426, or call (202) 502-8371. For instructions on connecting to eLibrary refer to the last page of this notice. Copies of the appendices were sent to all those receiving this notice in the mail.

proposed well pad. After completing the installation of all of the well facilities, about 4.94 acres of land would be permanently maintained. The 16-inch-diameter pipeline construction would affect about 17.6 acres of land. Of the 17.6 acres, 5.60 acres would be permanently maintained right-of-way and the remaining 12.0 acres of land would consist of temporary workspace that would be allowed to revegetate after construction.

#### The EA Process

The National Environmental Policy Act (NEPA) requires the Commission to take into account the environmental impacts that could result from an action whenever it considers the issuance of a Certificate of Public Convenience and Necessity. NEPA also requires us<sup>2</sup> to discover and address concerns the public may have about proposals. This process is referred to as "scoping." The main goal of the scoping process is to focus the analysis in the EA on the important environmental issues. By this Notice of Intent, the Commission requests public comments on the scope of the issues it will address in the EA. All comments received are considered during the preparation of the EA. State and local government representatives are encouraged to notify their constituents of this proposed action and encourage them to comment on their areas of concern.

The EA will discuss impacts that could occur as a result of the construction and operation of the proposed project under these general headings:

- Geology and soils.
- Land use.
- Water resources, fisheries, and wetlands.
- Cultural resources.
- Vegetation and wildlife.
- Air quality and noise.
- Endangered and threatened species.
- Hazardous waste.
- Public safety.

We will also evaluate possible alternatives to the proposed projects or portions of the projects, and make recommendations on how to lessen or avoid impacts on the various resource areas.

Our independent analysis of the issues will be in the EA. Depending on the comments received during the scoping process, the EA may be published and mailed to Federal, State, and local agencies, public interest groups, interested individuals, affected

landowners, newspapers, libraries, and the Commission's official service list for this proceeding. A comment period will be allotted for review if the EA is published. We will consider all comments on the EA before we make our recommendations to the Commission.

To ensure your comments are considered, please carefully follow the instructions in the public participation section beginning below.

#### Currently Identified Environmental Issues

We have already identified several issues that we think deserve attention based on a preliminary review of the proposed facilities and the environmental information provided for the project. This preliminary list of issues may be changed based on your comments and our analysis.

- Nearby residences may be temporarily affected by well drilling noise.
- Two private water wells near the project area could potentially be affected.
- The pipeline route would cross 3 perennial water bodies and about 10,368 feet of forested wetlands.
- Cultural resources may be affected in the project area.

#### Public Participation

You can make a difference by providing us with your specific comments or concerns about the projects. By becoming a commentator, your concerns will be addressed in the EA and considered by the Commission. You should focus on the potential environmental effects of the proposal, alternatives to the proposal (including alternative locations/routes), and measures to avoid or lessen environmental impact. The more specific your comments, the more useful they will be. Please carefully follow these instructions to ensure that your comments are received in time and properly recorded:

- Send an original and two copies of your letter to: Magalie R. Salas, Secretary, Federal Energy Regulatory Commission, 888 First St., NE., Room 1A, Washington, DC 20426.
- Label one copy of the comments for the attention of Gas Branch 2.
- Reference Docket No. CP04-366-000.
- Mail your comments so that they will be received in Washington, DC on or before September 2, 2004.

Please note that we are continuing to experience delays in mail deliveries from the U.S. Postal Service. As a result, we will include all comments that we

receive within a reasonable time frame in our environmental analysis of this project. However, the Commission strongly encourages electronic filing of any comments or interventions or protests to this proceeding. See 18 CFR 385.2001(a)(1)(iii) and the instructions on the Commission's Web site at <http://www.ferc.gov> under the "e-Filing" link and the link to the User's Guide. Before you can file comments you will need to create a free account which can be created on-line."

If you do not want to send comments at this time but still want to remain on our mailing list, please return the Information Request (Appendix 4). If you do not return the Information Request, you will be taken off the mailing list.

#### Becoming an Intervenor

In addition to involvement in the EA scoping process, you may want to become an official party to the proceeding known as an "intervenor." Intervenor play a more formal role in the process. Among other things, intervenors have the right to receive copies of case-related Commission documents and filings by other intervenors. Likewise, each intervenor must provide 14 copies of its filings to the Secretary of the Commission and must send a copy of its filings to all other parties on the Commission's service list for this proceeding. If you want to become an intervenor you must file a motion to intervene according to Rule 214 of the Commission's Rules of Practice and Procedure (18 CFR 385.214) (see appendix 2).<sup>3</sup> Only intervenors have the right to seek rehearing of the Commission's decision.

Affected landowners and parties with environmental concerns may be granted intervenor status upon showing good cause by stating that they have a clear and direct interest in this proceeding which would not be adequately represented by any other parties. You do not need intervenor status to have your environmental comments considered.

#### Environmental Mailing List

This notice is being sent to individuals, organizations, and government entities interested in and/or potentially affected by the proposed project. It is also being sent to all identified potential right-of-way grantors.

#### Additional Information

In addition, the Commission staff will conduct a field trip on portions of the

<sup>2</sup> "We", "us", and "our" refer to the environmental staff of the Office of Energy Projects (OEP).

<sup>3</sup> Interventions may also be filed electronically via the Internet in lieu of paper. See the previous discussion on filing comments electronically.

pipeline facilities on August 17, 2004. Anyone interested in participating in the field trip may attend, but they must provide their own transportation. The Commission staff will start the field trip on Tuesday, August 17, 2004, at approximately 1:30 p.m. (c.s.t.) in the parking lot of the following hotel. The field trip will continue on Wednesday, August 18 at about 8 a.m. (c.s.t.) at the same location.

Quality Inn, 401 Gilchrist Drive, Pearl, MS 399208. Telephone: (601) 932-4025.

Additional information about the project is available from the Commission's Office of External Affairs, at 1-866-208-FERC or on the FERC Internet Web site (<http://www.ferc.gov>) using the eLibrary link. Click on the eLibrary link, click on "General Search" and enter the docket number excluding the last three digits in the Docket Number field. Be sure you have selected an appropriate date range. For assistance, please contact FERC Online Support at [FERCOnlineSupport@ferc.gov](mailto:FERCOnlineSupport@ferc.gov) or toll free at 1-866-208-3676, or for TTY, contact (202) 502-8659.

In addition, the Commission now offers a free service called eSubscription which allows you to keep track of all formal issuances and submittals in specific dockets. This can reduce the amount of time you spend researching proceedings by automatically providing you with notification of these filings, document summaries and direct links to the documents. Go to <http://www.ferc.gov/esubscribenow.htm>.

Finally, public meetings or site visits will be posted on the Commission's calendar located at <http://www.ferc.gov/EventCalendar/EventsList.aspx> along with other related information.

Magalie R. Salas,  
Secretary.

[FR Doc. E4-1781 Filed 8-10-04; 8:45 am]  
BILLING CODE 6717-01-P

## DEPARTMENT OF ENERGY

### Federal Energy Regulatory Commission

#### Notice of Application for Surrender of Exemption and Soliciting Comments, Motions To Intervene, and Protests

August 4, 2004.

Take notice that the following hydroelectric application has been filed with the Commission and is available for public inspection:

a. *Application Type:* Surrender of exemption.

b. *Project No.:* 11576-003.

c. *Date Filed:* July 6, 2004.

d. *Applicant:* Mohave Water Agency.

e. *Name of Proposed Project:* Rock Springs Hydroelectric Project.

f. *Location:* On the Mohave River, in San Bernardino County, California. The project does not utilize Federal or tribal lands.

g. *Filed Pursuant to:* Federal Power Act, 16 U.S.C. 791a-825r.

h. *Applicant Contact:* Mr. Michael Limbaugh, Engineering Controller, 22450 Headquarters Drive, Post Office Box 1089, Apple Valley, CA 92307-0019, (760) 240-9201.

i. *FERC Contact:* Tom Papsidero, (202) 502-6002.

j. *Deadline for filing comments, protests, and motions to intervene:* September 7, 2004.

All documents (original and eight copies) should be filed with: Ms. Magalie R. Salas, Secretary, Federal Energy Regulatory Commission, 888 First Street, NE., Washington, DC 20426. Please include the project number on any comments or motions filed.

Comments, protests and interventions may be filed electronically via the Internet in lieu of paper. See 18 CFR 385.2001(a)(1)(iii) and the instructions on the Commission's Web site under the "e-Filing" link. The Commission strongly encourages electronic filings.

k. *Description of Filing:* The exemptee states that its unconstructed 2.6-MW Rock Springs Hydroelectric Project will not be developed and is voluntarily surrendering its exemption.

l. *Locations of Application:* A copy of the filing is available for inspection and reproduction at the Commission in the Public Reference Room, located at 888 First Street, NE., Room 2A, Washington, DC 20426. This filing may also be viewed on the Commission's Web site at <http://www.ferc.gov> using the "eLibrary" link. Enter the docket number in the docket number field to access the document. For assistance contact FERC online support at [FERCOnlineSupport@ferc.gov](mailto:FERCOnlineSupport@ferc.gov) or call toll-free 1-866-208-3676. For TTY call (202) 502-8659. A copy is also available for inspection and reproduction at the address in item h. above.

m. Individuals desiring to be included on the Commission's mailing list should so indicate by writing to the Secretary of the Commission.

n. *Comments, Protests, or Motions to Intervene*—Anyone may submit comments, a protest, or a motion to intervene in accordance with the requirements of Rules of Practice and Procedure, 18 CFR 385.210, .211, .214. In determining the appropriate action to take, the Commission will consider all

protests or other comments filed, but only those who file a motion to intervene in accordance with the Commission's rules may become a party to the proceeding. Any comments, protests, or motions to intervene must be received on or before the specified comment date for the particular application.

o. *Filing and Service of Responsive Documents*—Any filings must bear in all capital letters the title "COMMENTS", "PROTEST", or "MOTION TO INTERVENE", as applicable, and the Project Number of the particular application to which the filing refers. A copy of any motion to intervene must also be served upon each representative of the Applicant specified in the particular application.

p. *Agency Comments*—Federal, State, and local agencies are invited to file comments on the described application. A copy of the application may be obtained by agencies directly from the Applicant. If an agency does not file comments within the time specified for filing comments, it will be presumed to have no comments. One copy of an agency's comments must also be sent to the Applicant's representatives.

Magalie R. Salas,  
Secretary.

[FR Doc. E4-1767 Filed 8-10-04; 8:45 am]  
BILLING CODE 6717-01-P

## DEPARTMENT OF ENERGY

### Federal Energy Regulatory Commission

#### Notice of Application Accepted for Filing and Soliciting Motions To Intervene, Protests, and Comments

August 4, 2004.

Take notice that the following hydroelectric application has been filed with the Commission and is available for public inspection:

a. *Type of Application:* Preliminary permit.

b. *Project No.:* 12509-000.

c. *Date Filed:* June 1, 2004.

d. *Applicant:* Eagle Crest Energy Company.

e. *Name of Project:* Eagle Mountain Pumped Storage Project.

f. *Location:* In Riverside County, California. The project would utilize Federal land managed by the Bureau of Land Management.

g. *Filed Pursuant to:* Federal Power Act, 16 U.S.C. 791(a)-825(r).

h. *Applicant Contact:* Mr. Arthur W. Lowe, Eagle Crest Energy Corporation, P.O. Box 2155, Palm Desert, CA 92261, (760) 779-0040.

i. *FERC Contact:* Mr. Lynn R. Miles, Sr., (202) 502-8763.

j. *Deadline for filing motions to intervene, protests and comments:* 60 days from the issuance date of this notice.

All documents (original and eight copies) should be filed with Magalie R. Salas, Secretary, Federal Energy Regulatory Commission, 888 First Street, NE., Washington, DC 20426. Please include the project number (P-12509-000) on any comments, protest, or motions filed.

The Commission's Rules of Practice and Procedure require all interveners filing documents with the Commission to serve a copy of that document on each person in the official service list for the project. Further, if an intervener files comments or documents with the Commission relating to the merits of an issue that may affect the responsibilities of a particular resource agency, they must also serve a copy of the document on that resource agency.

k. *Description of Project:* The proposed pumped storage project would consist of: (1) A proposed 1,150-foot-long, 77-foot-high upper reservoir dam, (2) a proposed 450-foot-long, 27-foot-high upper reservoir dam, (3) a proposed upper reservoir having a surface area of 210 acres, with a storage capacity of 23,600 acre-feet and a normal water surface elevation of 2,472 feet mean sea level (msl), (4) a proposed lower reservoir having a surface area of 150 acres, with storage capacity of 26,000 acre-feet and normal water surface elevation of 1,100 feet msl located within the East Pit of the inactive Eagle Mountain Mine, (5) two proposed intake and outlet structures at both reservoirs incorporating trash racks and closure and control gates, (6) a proposed 4,400-foot-long, 29-foot-diameter tunnel from the upper reservoir intake structure, joining a 29-foot diameter vertical shaft 1,300 deep, which joins a 33-foot diameter 1,500-foot-long horizontal pressure tunnel, (7) a proposed powerhouse containing three generating units having a total installed capacity of 1,000 megawatts, (8) a proposed 8,500-foot-long, 29-foot-diameter tailrace tunnel, (9) a proposed 83-mile-long, 500 kilovolt transmission line, and (10) appurtenant facilities.

The project would have an annual generation of 6,000 gigawatt-hours that would be sold to a local utility.

l. *Locations of Applications:* A copy of the application is available for inspection and reproduction at the Commission in the Public Reference Room, located at 888 First Street, NE., Room 2A, Washington, DC 20426, or by calling (202) 502-8371. This filing may

also be viewed on the Commission's Web site at <http://www.ferc.gov> using the "eLibrary" link. Enter the docket number excluding the last three digits in the docket number field to access the document. For assistance, call toll-free 1-866-208-3676 or e-mail [FERCOnlineSupport@ferc.gov](mailto:FERCOnlineSupport@ferc.gov). For TTY, call (202) 502-8659. A copy is also available for inspection and reproduction at the address in item h. above.

m. Individuals desiring to be included on the Commission's mailing list should so indicate by writing to the Secretary of the Commission.

n. *Competing Preliminary Permit—* Anyone desiring to file a competing application for preliminary permit for a proposed project must submit the competing application itself, or a notice of intent to file such an application, to the Commission on or before the specified comment date for the particular application (see 18 CFR 4.36). Submission of a timely notice of intent allows an interested person to file the competing preliminary permit application no later than 30 days after the specified comment date for the particular application. A competing preliminary permit application must conform with 18 CFR 4.30(b) and 4.36.

o. *Competing Development Application—* Any qualified development applicant desiring to file a competing development application must submit to the Commission, on or before a specified comment date for the particular application, either a competing development application or a notice of intent to file such an application. Submission of a timely notice of intent to file a development application allows an interested person to file the competing application no later than 120 days after the specified comment date for the particular application. A competing license application must conform with 18 CFR 4.30(b) and 4.36.

p. *Notice of Intent—* A notice of intent must specify the exact name, business address, and telephone number of the prospective applicant, and must include an unequivocal statement of intent to submit, if such an application may be filed, either a preliminary permit application or a development application (specify which type of application). A notice of intent must be served on the applicant(s) named in this public notice.

q. *Proposed Scope of Studies under Permit—* A preliminary permit, if issued, does not authorize construction. The term of the proposed preliminary permit would be 36 months. The work proposed under the preliminary permit

would include economic analysis, preparation of preliminary engineering plans, and a study of environmental impacts. Based on the results of these studies, the Applicant would decide whether to proceed with the preparation of a development application to construct and operate the project.

r. *Comments, Protests, or Motions to Intervene—* Anyone may submit comments, a protest, or a motion to intervene in accordance with the requirements of Rules of Practice and Procedure, 18 CFR 385.210, .211, .214. In determining the appropriate action to take, the Commission will consider all protests or other comments filed, but only those who file a motion to intervene in accordance with the Commission's rules may become a party to the proceeding. Any comments, protests, or motions to intervene must be received on or before the specified comment date for the particular application.

Comments, protests and interventions may be filed electronically via the Internet in lieu of paper; see 18 CFR 385.2001 (a)(1)(iii) and the instructions on the Commission's Web site under "e-filing" link. The Commission strongly encourages electronic filing.

s. *Filing and Service of Responsive Documents—* Any filings must bear in all capital letters the title "COMMENTS", "RECOMMENDATIONS FOR TERMS AND CONDITIONS", "PROTEST", or "MOTION TO INTERVENE", as applicable, and the Project Number of the particular application to which the filing refers. Any of the above-named documents must be filed by providing the original and the number of copies provided by the Commission's regulations to: The Secretary, Federal Energy Regulatory Commission, 888 First Street, NE., Washington, DC 20426. A copy of any motion to intervene must also be served upon each representative of the Applicant specified in the particular application.

t. *Agency Comments—* Federal, State, and local agencies are invited to file comments on the described application. A copy of the application may be obtained by agencies directly from the Applicant. If an agency does not file comments within the time specified for filing comments, it will be presumed to have no comments. One copy of an agency's comments must also be sent to the Applicant's representatives.

Magalie R. Salas,  
Secretary.

[FR Doc. E4-1768 Filed 8-10-04; 8:45 am]

BILLING CODE 6717-01-P



## DEPARTMENT OF ENERGY

Federal Energy Regulatory  
CommissionNotice of Application Accepted for  
Filing and Soliciting Motions To  
Intervene, Protests, and Comments

August 4, 2004.

Take notice that the following hydroelectric application has been filed with the Commission and is available for public inspection:

a. *Type of Application*: Preliminary permit.

b. *Project No.*: 12513-000.

c. *Date Filed*: June 23, 2004.

d. *Applicant*: Upland Wings, Inc.

e. *Name of Project*: Wings Lake Project.

f. *Location*: On Mary's Creek, in Washington County, Missouri. No Federal land or facilities would be used.

g. *Filed Pursuant to*: Federal Power Act, 16 U.S.C. 791(a)-825(r).

h. *Applicant Contact*: Mr. James C. Kennedy, President, Upland Wings, Inc., 1185 Ross Avenue, St. Louis, MO 63146, (314) 503-4986.

i. *FERC Contact*: Robert Bell, (202) 502-6062.

j. *Deadline for filing comments, protests, and motions to intervene*: 60 days from the issuance date of this notice.

The Commission's Rules of Practice and Procedure require all interveners filing documents with the Commission to serve a copy of that document on each person in the official service list for the project. Further, if an intervener files comments or documents with the Commission relating to the merits of an issue that may affect the responsibilities of a particular resource agency, they must also serve a copy of the document on that resource agency.

k. *Description of Project*: The proposed pumped storage project would consist of: (1) A proposed 700-foot-long, 100-foot-high compacted concrete and rock dam, (2) a proposed upper reservoir having a surface area of 160 acres with a storage capacity of 5,600 acre-feet and a maximum water surface elevation of 730 feet mean sea level, (3) a lower underground reservoir using old abandon mine caves having a surface area of 40 acres with a storage capacity of 1,320 acre-feet and a maximum water surface elevation of 1290 feet mean sea level, (4) a proposed 100-foot-long, 20-foot-diameter concrete power conduit, (5) a proposed powerhouse containing one generator having an installed capacity of 500 megawatts, (6) a proposed 2,500-foot-long, 138 kilovolt transmission line; and (7) appurtenant

facilities. The project would have an annual generation of 1,000 gigawatt-hours that would be sold to a local utility.

l. *Locations of Applications*: A copy of the application is available for inspection and reproduction at the Commission in the Public Reference Room, located at 888 First Street, NE., Room 2A, Washington, DC 20426, or by calling (202) 502-8371. This filing may also be viewed on the Commission's Web site at <http://www.ferc.gov> using the "eLibrary" link. Enter the docket number excluding the last three digits in the docket number field to access the document. For assistance, call toll-free 1-866-208-3676 or e-mail [FERCOnlineSupport@ferc.gov](mailto:FERCOnlineSupport@ferc.gov). For TTY, call (202) 502-8659. A copy is also available for inspection and reproduction at the address in item h. above.

m. Individuals desiring to be included on the Commission's mailing list should so indicate by writing to the Secretary of the Commission.

n. *Competing Preliminary Permit*—Anyone desiring to file a competing application for preliminary permit for a proposed project must submit the competing application itself, or a notice of intent to file such an application, to the Commission on or before the specified comment date for the particular application (see 18 CFR 4.36). Submission of a timely notice of intent allows an interested person to file the competing preliminary permit application no later than 30 days after the specified comment date for the particular application. A competing preliminary permit application must conform with 18 CFR 4.30(b) and 4.36.

o. *Competing Development Application*—Any qualified development applicant desiring to file a competing development application must submit to the Commission, on or before a specified comment date for the particular application, either a competing development application or a notice of intent to file such an application. Submission of a timely notice of intent to file a development application allows an interested person to file the competing application no later than 120 days after the specified comment date for the particular application. A competing license application must conform with 18 CFR 4.30(b) and 4.36.

p. *Notice of Intent*—A notice of intent must specify the exact name, business address, and telephone number of the prospective applicant, and must include an unequivocal statement of intent to submit, if such an application may be filed, either a preliminary permit

application or a development application (specify which type of application). A notice of intent must be served on the applicant(s) named in this public notice.

q. *Proposed Scope of Studies under Permit*—A preliminary permit, if issued, does not authorize construction. The term of the proposed preliminary permit would be 36 months. The work proposed under the preliminary permit would include economic analysis, preparation of preliminary engineering plans, and a study of environmental impacts. Based on the results of these studies, the Applicant would decide whether to proceed with the preparation of a development application to construct and operate the project.

r. *Comments, Protests, or Motions to Intervene*—Anyone may submit comments, a protest, or a motion to intervene in accordance with the requirements of Rules of Practice and Procedure, 18 CFR 385.210, .211, and .214. In determining the appropriate action to take, the Commission will consider all protests or other comments filed, but only those who file a motion to intervene in accordance with the Commission's Rules may become a party to the proceeding. Any comments, protests, or motions to intervene must be received on or before the specified comment date for the particular application.

Comments, protests and interventions may be filed electronically via the Internet in lieu of paper; see 18 CFR 385.2001 (a)(1)(iii) and the instructions on the Commission's Web site under "e-filing" link. The Commission strongly encourages electronic filing.

s. *Filing and Service of Responsive Documents*—Any filings must bear in all capital letters the title "COMMENTS", "RECOMMENDATIONS FOR TERMS AND CONDITIONS", "PROTEST", or "MOTION TO INTERVENE", as applicable, and the Project Number of the particular application to which the filing refers. Any of the above-named documents must be filed by providing the original and the number of copies provided by the Commission's regulations to: The Secretary, Federal Energy Regulatory Commission, 888 First Street, NE., Washington, DC 20426. A copy of any motion to intervene must also be served upon each representative of the Applicant specified in the particular application.

t. *Agency Comments*—Federal, State, and local agencies are invited to file comments on the described application. A copy of the application may be obtained by agencies directly from the Applicant. If an agency does not file

comments within the time specified for filing comments, it will be presumed to have no comments. One copy of an agency's comments must also be sent to the Applicant's representatives.

Magalie R. Salas,  
Secretary.

[FR Doc. E4-1769 Filed 8-10-04; 8:45 am]

BILLING CODE 6717-01-P

## DEPARTMENT OF ENERGY

### Federal Energy Regulatory Commission

#### Notice of Settlement Agreement and Soliciting Comments

August 4, 2004.

Take notice that the following settlement agreement has been filed with the Commission and is available for public inspection.

a. *Type of Application*: Settlement agreement on new license.

b. *Project No.*: P-2030-036.

c. *Date Filed*: July 30, 2004.

d. *Applicants*: Portland General Electric Company and the Confederated Tribes of the Warm Springs Reservation of Oregon.

e. *Name of Project*: Pelton Round Butte Hydroelectric Project.

f. *Location*: On the Deschutes River, near the City of Madras, Jefferson County, Oregon.

g. *Filed Pursuant to*: Rule 602 of the Commission's Rules of Practice and Procedure, 18 CFR 385.602.

h. *Applicant Contacts*: Julie A. Keil, Director, Hydro Licensing, Portland General Electric Company, 121 SW Salmon Street, Portland, Oregon 97204, (503) 464-8864; James Manion, General Manager, Warm Springs Power Enterprises, P.O. Box 960, Warm Springs, Oregon 97761, (541) 553-1046.

i. *FERC Contact*: Nick Jayjack, (202) 502-6073, [nicholas.jayjack@ferc.gov](mailto:nicholas.jayjack@ferc.gov).

j. *Deadline for filing comments*: August 24, 2004. *Reply comments*: September 3, 2004.

All documents (original and eight copies) should be filed with: Magalie R. Salas, Secretary, Federal Energy Regulatory Commission, 888 First Street, NE., Washington, DC 20426.

The Commission's Rules of Practice require all intervenors filing documents with the Commission to serve a copy of that document on each person on the official service list for the project. Further, if an intervenor files comments or documents with the Commission relating to the merits of an issue that may affect the responsibilities of a particular resource agency, they must

also serve a copy of the document on that resource agency.

Comments may be filed electronically via the Internet in lieu of paper. The Commission strongly encourages electronic filings. See 18 CFR 385.2001(a)(1)(iii) and the instructions on the Commission's Web site (<http://www.ferc.gov>) under the "e-Filing" link.

k. Portland General Electric Company (PGE) and the Confederated Tribes of the Warm Springs Reservation of Oregon (CTWS) filed the Settlement Agreement on behalf of themselves and the U.S. Fish and Wildlife Service; Bureau of Indian Affairs; Bureau of Land Management; NOAA Fisheries; USDA Forest Service; Oregon Department of Environmental Quality; Oregon Department of Fish and Wildlife; Oregon Water Resources Department; Oregon Parks and Recreation Department; Deschutes County, Oregon; Jefferson County, Oregon; City of Bend, Oregon; City of Madras, Oregon; City of Redmond, Oregon; Avion Water Company; American Rivers; Oregon Trout; The Native Fish Society; and Trout Unlimited and WaterWatch of Oregon. The purpose of the settlement agreement is to resolve among the signatories issues regarding the relicensing of the Pelton Round Butte Hydroelectric Project. The signatories have agreed that the settlement agreement is fair and reasonable and in the public interest. On behalf of the signatories, PGE and CTWS request that the Commission approve the settlement agreement and adopt it as part of a new license without material modification.

l. A copy of the settlement agreement is available for review at the Commission in the Public Reference Room or may be viewed on the Commission's Web site at <http://www.ferc.gov> using the "eLibrary" link. Enter the docket number excluding the last three digits in the docket number field to access the document. For assistance, contact FERC Online Support at [FERCOnlineSupport@ferc.gov](mailto:FERCOnlineSupport@ferc.gov) or toll-free at 1-866-208-3676, or for TTY, (202) 502-8659. A copy is also available for inspection and reproduction at the address in item h above.

You may also register online at <http://www.ferc.gov/docs-filing/esubscription.asp> to be notified via e-mail of new filings and issuances related to this or other pending projects.

For assistance, contact FERC Online Support.

Magalië R. Salas,  
Secretary.

[FR Doc. E4-1771 Filed 8-10-04; 8:45 am]

BILLING CODE 6717-01-P

## DEPARTMENT OF ENERGY

### Federal Energy Regulatory Commission

#### Notice of Application Ready for Environmental Analysis and Soliciting Comments, Recommendations, Terms and Conditions, and Prescriptions

August 4, 2004.

Take notice that the following hydroelectric application has been filed with the Commission and is available for public inspection.

a. *Type of Application*: New minor license.

b. *Project No.*: 620-009.

c. *Date Filed*: October 3, 2003.

d. *Applicant*: NorQuest Seafoods Inc.

e. *Name of Project*: Chignik Hydroelectric Project.

f. *Location*: The Chignik Project is located on Indian Creek in Lake and Peninsula Borough, Alaska. The project affects approximately 58 acres of Federal lands managed by the U.S. Bureau of Land Management.

g. *Filed Pursuant to*: Federal Power Act, 16 U.S.C. 791(a)-825(r).

h. *Applicant Contact*: Daniel Hertrich, Polarconsult Alaska Inc., 1503 W 33rd Ave. 310, Anchorage, Alaska 99503, (907) 258-2420, e-mail: [dan@polarconsult.net](mailto:dan@polarconsult.net).

i. *FERC Contact*: Kenneth Hogan at (202) 502-8434 or [kenneth.hogan@ferc.gov](mailto:kenneth.hogan@ferc.gov).

j. Deadline for filing comments, recommendations, terms and conditions, and prescriptions is 60 days from the issuance of this notice; reply comments are due 105 days from the issuance date of this notice.

All documents (original and eight copies) should be filed with: Magalie R. Salas, Secretary, Federal Energy Regulatory Commission, 888 First Street, NE., Washington, DC 20426.

The Commission's Rules of Practice require all intervenors filing documents with the Commission to serve a copy of that document on each person on the official service list for the project. Further, if an intervenor files comments or documents with the Commission relating to the merits of an issue that may affect the responsibilities of a particular resource agency, they must also serve a copy of the document on that resource agency.

Comments, recommendations, terms and conditions, and prescriptions may be filed electronically via the Internet in lieu of paper. The Commission strongly encourages electronic filings. See 18 CFR 385.2001(a)(1)(iii) and the instructions on the Commission's Web site (<http://www.ferc.gov>) under the "e-Filing" link.

k. This application has been accepted, and is ready for environmental analysis at this time.

l. The existing Chignik Hydroelectric Project operates continuously at 2.7 cubic-feet-per-second (cfs), and serves as the domestic water supply for the City of Chignik. The project consists of the following features: (1) A timber crib dam, spill way and overflow channel; (2) a 20.4 surface acre reservoir; (3) a 7,700 foot-long wood stave and steel pipeline; (4) a turbine and 60 kW generator; and (5) other appurtenant facilities.

NorQuest estimates that the average annual generation is 219,000 kilowatt hours (kWh). NorQuest uses the Chignik Hydroelectric Project facilities to

augment the consumption of diesel fuel in their diesel generators used to supply electricity to NorQuest's cannery operations.

m. A copy of the application is available for review at the Commission in the Public Reference Room or may be viewed on the Commission's Web site at <http://www.ferc.gov> using the "eLibrary" link. Enter the docket number excluding the last three digits in the docket number field to access the document. For assistance, contact FERC Online Support at [FERCOnlineSupport@ferc.gov](mailto:FERCOnlineSupport@ferc.gov) or toll-free at 1-866-208-3676, or for TTY, (202) 502-8659. A copy is also available for inspection and reproduction at the address in item h above.

All filings must (1) bear in all capital letters the title "COMMENTS", "REPLY COMMENTS", "RECOMMENDATIONS," "TERMS AND CONDITIONS," or "PRESCRIPTIONS;" (2) set forth in the heading the name of the applicant and the project number of the application to

which the filing responds; (3) furnish the name, address, and telephone number of the person submitting the filing; and (4) otherwise comply with the requirements of 18 CFR 385.2001 through 385.2005. All comments, recommendations, terms and conditions or prescriptions must set forth their evidentiary basis and otherwise comply with the requirements of 18 CFR 4.34(b). Agencies may obtain copies of the application directly from the applicant. Each filing must be accompanied by proof of service on all persons listed on the service list prepared by the Commission in this proceeding, in accordance with 18 CFR 4.34(b), and 385.2010.

You may also register online at <http://www.ferc.gov/docs-filing/esubscription.asp> to be notified via e-mail of new filings and issuances related to this or other pending projects. For assistance, contact FERC Online Support.

n. The tentative schedule for processing the application follows:

Milestone	Date
Response to REA due .....	October 4, 2004.
Reply Comments due .....	November 17, 2004.
Issuance of EA .....	November 2004.
Ready for Commission Decision on the Application .....	February 2005.

Magalie R. Salas,  
Secretary.

[FR Doc. E4-1772 Filed 8-10-04; 8:45 am]  
BILLING CODE 6717-01-P

## DEPARTMENT OF ENERGY

### Federal Energy Regulatory Commission

[Docket No. ER02-2001-000]

#### Electric Quarterly Reports; Notice of Electric Quarterly Reports Regional Outreach Meetings

August 4, 2004.

The FERC Electric Quarterly Reports (EQR) staff has scheduled regional outreach meetings in Indiana and New York to be held in conjunction with ISO EQR data mapping sessions. On Wednesday, August 18, 2004, FERC EQR staff will hold an EQR Outreach Session for Midwest filers in conjunction with a meeting hosted by the Midwest ISO (MISO) the next day. Both meetings will be held at the Lakeside Conference Center across the street from the MISO's headquarters in Carmel, IN. The FERC EQR Outreach Session will run from 2 p.m. to 5 p.m.

(c.s.t.), on Wednesday. Barbara Bourque (EQR Program Manager) and Mark Blazejewski will discuss general ISO data mapping issues and address any other EQR questions or problems that filers have. The Thursday, August 19, 2004, meeting on FERC EQR MISO Reporting will address the details of mapping MISO settlement items to EQR product names. Interested individuals should bring someone from their company who is familiar with the MISO operations and settlement statements.

On Wednesday, August 25, 2004, FERC EQR staff will hold an EQR Outreach Session for New York area filers in conjunction with an EQR Data Mapping meeting hosted by the New York ISO (NY-ISO) the next day. Both meetings will be held at the New York State Nurses Association, located at 11 Cornell Road in Latham, NY. The FERC EQR Outreach Session will run from 3 p.m. to 5 p.m. (e.s.t.), on Wednesday. Barbara Bourque and Mark Blazejewski will discuss general ISO data mapping issues and address any other EQR questions or problems that filers have. The Thursday, August 26, 2004, meeting on EQR Data Mapping will address the details of mapping NY-ISO settlement items to EQR product names. Interested

individuals should bring someone from their company who is familiar with the NY-ISO operations and settlement statements.

Those who would like to participate in the August 18th Midwest EQR Outreach Session are asked to register online at FERC by Monday, August 16, 2004, at <http://www.ferc.gov/whats-new/registration/eqr-0818-form.asp>. Information about the August 19th MISO FERC EQR Reporting meeting, which will be teleconferenced, can be found at <http://www.midwestiso.org/calendar/detail.php?meetingID=301>. There is no registration required for the MISO mapping meeting on August 19, 2004.

Those who would like to participate in the August 25th NY-ISO EQR Outreach Session are asked to register online at FERC by Monday, August 23, 2004, at <http://www.ferc.gov/whats-new/registration/eqr-0825-form.asp>. Registration information about the August 26, 2004, EQR Data Mapping Session hosted by NY-ISO will be forthcoming.

Interested persons wishing to file comments may do so under the above-captioned Docket Number. Those filings will be available for review at the

Commission or may be viewed on the Commission's Web site at <http://www.ferc.gov>, using the "eLibrary" link. For assistance, contact FERC Online Support at [FERCOnlineSupport@ferc.gov](mailto:FERCOnlineSupport@ferc.gov) or via phone at (866) 208-3676 (toll-free). For TTY, contact (202) 502-8659.

For additional information, please contact Mark Blazejowski of FERC's Office of Market Oversight and Investigations at (202) 502-6055 or by e-mail, [mark.blazejowski@ferc.gov](mailto:mark.blazejowski@ferc.gov).

**Magalie R. Salas,**  
Secretary.

[FR Doc. E4-1765 Filed 8-10-04; 8:45 am]

BILLING CODE 6717-01-P

## DEPARTMENT OF ENERGY

### Federal Energy Regulatory Commission

[Docket Nos. ER04-688-000, ER04-689-000, ER04-690-000, ER04-693-000]

#### Pacific Gas and Electric Company; Notice of Technical Conference

August 4, 2004.

Parties are invited to attend a technical conference in the above-referenced Pacific Gas and Electric Company (PG&E) proceedings on August 9-11, 2004, at Pacific Gas and Electric Company Headquarters, San Francisco, California 94105. The technical conference will be held in Conference Room A in 245 Market Street, first floor, on August 9th and 10th and Room 2595 in 77 Beale Street on August 11th. The technical conference will be held from 9 a.m. until 5 p.m. (P.s.t.) on each day. Arrangements have been made for parties to listen to the technical conference by telephone.

The purpose of the conference is to identify the issues raised in these proceedings, develop information for use by Commission staff in preparing an order on the merits, and to facilitate any possible settlements in these proceedings. Specifically, the parties will discuss, among other things, the following unexecuted replacement agreements filed by PG&E in the above-referenced dockets: (1) The interconnection agreement between PG&E and Western Area Power Administration (WAPA), (2) the parallel operations agreement between PG&E and WAPA (PG&E Original Rate Schedule FERC No. 228), and (3) PG&E's wholesale distribution tariff service agreement for wholesale distribution service to WAPA.

Parties planning to attend this three-day technical conference must contact Joe Migocki at PG&E by 12 noon (Pacific time), Friday, August 6, 2004, at [J3M9@pge.com](mailto:J3M9@pge.com) or at (415) 973-6625, to develop a list of attendees for admission into PG&E's offices.

Questions about the conference and the telephone conference call arrangements should be directed to Julia A. Lake at (202) 502-8370 or [Julia.lake@ferc.gov](mailto:Julia.lake@ferc.gov).

**Magalie R. Salas,**  
Secretary.

[FR Doc. E4-1766 Filed 8-10-04; 8:45 am]

BILLING CODE 6717-01-P

## ENVIRONMENTAL PROTECTION AGENCY

[FRL-7799-9]

### Clean Air Act Operating Permit Program; Petitions for Objection to State Operating Permits for Los Medanos Energy Center and Dow Chemical Company

**AGENCY:** Environmental Protection Agency (EPA).

**ACTION:** Notice of final orders on petitions to object to two state operating permits.

**SUMMARY:** This notice announces that the EPA Administrator has responded to two citizen petitions requesting EPA to object to operating permits issued to two facilities by the Bay Area Air Quality Management District ("BAAQMD"). Specifically, the Administrator has partially granted and partially denied a petition submitted by Our Children's Earth Foundation ("OCE") and Californians for Renewable Energy, Inc. ("CARE") requesting that the Administrator object to the state operating permit issued to Los Medanos Energy Center ("Los Medanos") in Pittsburgh, California; and denied in full a petition submitted by Communities for a Better Environment ("CBE") requesting that the Administrator object to the state operating permit issued to Dow Chemical ("Dow"), also located in Pittsburgh. This notice also corrects a non-substantive factual finding in the final order for the Los Medanos petition that OCE submitted late its comments on the draft permit to BAAQMD.

Pursuant to section 505(b)(2) of the Clean Air Act (ACT), a petitioner may seek judicial review of any portion of the petition which EPA denied in the United States Court of Appeals for the appropriate circuit. Any petition for review shall be filed within 60 days from the date this notice appears in the

**Federal Register**, pursuant to section 307 of the Act.

**DATES:** Copies of the final orders, petitions, and other supporting information are available at the Environmental Protection Agency, Region IX, Air Division, 75 Hawthorne Street, San Francisco, CA 94105. The final orders are also available electronically at: <http://www.epa.gov/region07/programs/artd/air/title5/petitiondb/petitions>.

**FOR FURTHER INFORMATION CONTACT:** Gerardo Rios, Chief, Air Permits Office, EPA Region IX, telephone (415) 972-3974, e-mail [r9airpermits@epa.gov](mailto:r9airpermits@epa.gov).

**SUPPLEMENTARY INFORMATION:** EPA approves state and local permitting authorities to administer the operating permit program set forth in title V of the Clean Air Act, 42 U.S.C. 7661-7661f. BAAQMD administers a fully approved title V operating permit program. The Clean Air Act affords EPA the opportunity for a 45-day period to review, and object to as appropriate, operating permits proposed by permitting authorities. Section 505(b)(2) of the Act authorizes any person to petition the EPA Administrator within 60 days after the expiration of this review period to object to a state operating permit if EPA has not done so. Petitions must be based on objections to the permit that were raised with reasonable specificity during the public comment period provided by the state, unless the petitioner demonstrates that it was impracticable to raise these issues during the comment period or the grounds for the issues arose after this period.

#### I. Los Medanos Energy Center

On September 6, 2001, BAAQMD issued a final title V operating permit to Los Medanos. OCE and CARE ("Petitioners") submitted a petition to the Administrator on October 12, 2001, seeking EPA's objection to BAAQMD's issuance of the Los Medanos permit. The Petitioners alleged in their petition that the Los Medanos permit (1) improperly included an emergency breakdown exemption condition that incorporates a broader definition of "emergency" than allowed by 40 CFR 70.6(g); (2) improperly included a variance relief condition which is not federally enforceable; (3) failed to include a statement of basis as required by 40 CFR 70.7(a)(5); (4) contained permit conditions that are inadequate under 40 CFR part 70, namely that certain provisions are unenforceable; and (5) failed to incorporate certain changes OCE requested during the

public comment period and agreed to BAAQMD.

On May 25, 2004, the Administrator issued an order partially granting and partially denying the petition. The order explains the reasons behind EPA's conclusion that BAAQMD must reopen the permit to make available for public and EPA comment an adequate statement of basis. The order also explains the reasons for denying the Petitioners' remaining claims.

Through this notice, EPA is also correcting a non-substantive factual finding in the final Los Medanos order. Footnote 6 of the order found that OCE had submitted its comments on the draft Los Medanos permit to BAAQMD after the close of the 30-day public comment period. After further review, EPA has determined that OCE actually submitted those comments on time, as OCE submitted its comments on August 1, 2001 and the public comment period ended August 2, 2001.

## II. Dow Chemical

On December 1, 2003, BAAQMD issued a final title V operating permit to Dow. CBE ("Petitioner") submitted a petition to the Administrator on January 12, 2004, seeking EPA's objection to BAAQMD's issuance of the Dow permit. The Petitioner alleged in the petition that EPA must object to the permit because BAAQMD improperly denied Petitioner's request for a public hearing.

The Administrator issued an order denying the petition on July 2, 2004. The order explains the reasons behind EPA's finding that the petitioner failed to demonstrate that the permit was not issued in compliance with the requirements of the Clean Air Act.

Dated: July 26, 2004.

Wayne Nastri,

Regional Administrator, Region 9.

[FR Doc. 04-18381 Filed 8-10-04; 8:45 am]

BILLING CODE 6560-50-M

## ENVIRONMENTAL PROTECTION AGENCY

[ER-FRL-6654-5]

### Notice of Intent To Prepare an Environmental Impact Statement (EIS) for the Oxnard Plain Groundwater Recharge Project, Santa Clara River, Ventura County, CA

**AGENCY:** Environmental Protection Agency (EPA).

**Purpose:** To comply with the National Environmental Policy Act (NEPA) of 1969.

**SUMMARY:** The primary goal of the project is to increase the amount of

water recharged into the Oxnard Plain aquifers to achieve a long-term balance between recharge and extractions. The benefits of additional recharge are a continued reduction in seawater intrusion, development of local water supplies to reduce the need for imported water, and increased flexibility and reliability in meeting future water demands through the conjunctive use of surface and groundwater supplies. United Water Conservation District (UWCD) manages groundwater and delivers water to cities and agricultural users in the Oxnard Plain region of Ventura County. One of UWCD's many responsibilities is recharge of the Oxnard Plain groundwater basins. To accomplish this recharge, the Freeman Diversion and related facilities were constructed in 1991 and are now used to divert 375 cfs from the Santa Clara River. The river water supply diverted by UWCD through these facilities is used for groundwater recharge and agricultural irrigation. Groundwater recharge is accomplished through the use of various UWCD-owned and operated facilities that include: the Freeman Diversion, lined and unlined canals, pipelines, desilting basins, and storage/recharge ponds and basins. The project will involve the purchase and use of abandoned aggregate mining pits and construction of water conveyance facilities for groundwater recharge using water diverted from the river in order to maximize recharge potential under current diversions. In addition, the project may include an increase in the maximum diversion rate, alternatives range from 375 to 1000 cfs, at the Freeman Diversion located along the Santa Clara River. An increase in diversion will require a modification of UWCD's water rights permits from the State of California. This Notice of Intent (NOI) to prepare a Draft EIS is being published because EPA has determined that the proposed action may result in a significant impact to the environment.

**Alternatives:** The alternatives include different configurations of new recharge basins using the mining pits, and varying peak diversion rates. All alternatives include the following facility improvements: (1) Modification of the fish screen at the Freeman Diversion to increase its effectiveness, improve flow capacity, and improve operations and maintenance of the screen; and (2) modification of the culvert at the outlet of the desilting basin to improve hydraulic capacity. EPA may approve or deny the proposed diversion, or approve with modifications to mitigate or reduce

adverse impacts to acceptable levels. Other reasonable alternatives, including those outside EPA's authority, may also be evaluated in the EIS. Depending on the final alternative, the project could affect the federally endangered southern steelhead trout (South Coast Evolutionarily Significant Unit), which occurs along the Santa Clara River and passes through the Freeman Diversion through fish passage facilities. EPA will be consulting with National Marine Fisheries Service (NMFS) regarding impacts of the project pursuant to Section 7 of the Endangered Species Act. Similarly, EPA will consult with U.S. Fish and Wildlife Service regarding potential effects on a downstream listed species, the tidewater goby.

**Scoping:** The public scoping period begins with the publication of this Notice and concludes September 15, 2004. EPA invites Federal agencies, Native American tribes, State and local governments, and members of the public to comment on the scope of this EIS. EPA will consider fully all comments received by the close of the scoping period and will consider comments received after that date to the extent practicable.

**Contact Information:** EPA invites public comment on the proposed scope of this EIS. Comments may be submitted by mail, electronic mail, or fax, and addressed as follows: Jared Vollmer, Project Officer, Water 10, U.S. EPA - Region 9, 75 Hawthorne St., San Francisco, CA, 94105. Electronic mail: [vollmer.jared@epa.gov](mailto:vollmer.jared@epa.gov), Fax: (415) 947-3537, Telephone: (415) 972-3447. A project summary is available upon request.

**Estimated Date of Release for Draft EIS:** October 2004.

**Responsible Official:** Wayne Nastri, Regional Administrator.

Dated: August 5, 2004.

Anne Norton Miller,

Director, Office of Federal Activities.

[FR Doc. 04-18387 Filed 8-10-04; 8:45 am]

BILLING CODE 6560-50-P

## ENVIRONMENTAL PROTECTION AGENCY

[OPP-2004-0248; FRL-7372-5]

### Tribal Pesticide Program Council; Notice of Public Meeting

**AGENCY:** Environmental Protection Agency (EPA).

**ACTION:** Notice.

**SUMMARY:** The Tribal Pesticide Program Council (TPPC) will hold a 2-day meeting, beginning on September 8 and

ending on September 9, 2004, concerning the TPPC's information exchange in relationship with EPA regarding important issues related to human health, environmental exposure to pesticides, and insight into EPA's decision making process. This notice announces the location and times for the meeting, and sets forth the tentative agenda topics. One Tribal Caucus is scheduled each day.

**DATES:** The meeting will be held on Wednesday, September 8, 2004, from 9 a.m. to 5 p.m., and Thursday, September 9, 2004, from 9 a.m. to 5 p.m.

**ADDRESSES:** The meeting will be held at the Tradewinds on the Bay, 4305 Pomeroy Lane, Tokeland, WA. The telephone number is (360) 267-7500.

**FOR FURTHER INFORMATION CONTACT:** Georgia McDuffie, Field and External Affairs Division (7506C), Office of Pesticide Programs, Environmental Protection Agency, 1200 Pennsylvania Ave., NW., Washington, DC 20460-0001; telephone number: (703) 605-0195; fax number: (703) 308-1850; e-mail address: [mcduffie.georgia@epa.gov](mailto:mcduffie.georgia@epa.gov) or Lillian Wilmore, TPPC Facilitator, P.O. Box 470829 Brookline Village, MA 02447-0829; telephone number: (617) 232-5742; fax (617) 277-1656; e-mail address: [naecology@aol.com](mailto:naecology@aol.com).

**SUPPLEMENTARY INFORMATION:**

**I. General Information**

*A. Does this Action Apply to Me?*

You may be potentially affected by this action if you are interested in TPPC's information exchange relationship with EPA regarding important issues related to human health, environmental exposure to pesticides, and insight into EPA's decision making process.

This listing is not intended to be exhaustive, but rather provides a guide for readers regarding entities likely to be affected by this action. Other types of entities not listed in this unit could also be affected. The North American Industrial Classification System (NAICS) codes have been provided to assist you and others in determining whether this action might apply to certain entities. If you have any questions regarding the applicability of this action to a particular entity, consult the persons listed under **FOR FURTHER INFORMATION CONTACT**.

*B. How Can I Get Copies of this Document and Other Related Information?*

1. *Docket.* EPA has established an official public docket for this action under docket identification (ID) number OPP-2004-0248. The official public

docket consists of the documents specifically referenced in this action, any public comments received, and other information related to this action. Although a part of the official docket, the public docket does not include Confidential Business Information (CBI) or other information whose disclosure is restricted by statute. The official public docket is the collection of materials that is available for public viewing at the Public Information and Records Integrity Branch (PIRIB), Rm. 119, Crystal Mall #2, 1801 S. Bell St., Arlington, VA. This docket facility is open from 8:30 a.m. to 4 p.m., Monday through Friday, excluding legal holidays. The docket telephone number is (703) 305-5805.

2. *Electronic access.* You may access this **Federal Register** document electronically through the EPA Internet under the "**Federal Register**" listings at <http://www.epa.gov/fedrgstr/>.

An electronic version of the public docket is available through EPA's electronic public docket and comment system, EPA Dockets. You may use EPA Dockets at <http://www.epa.gov/edocket/> to view public comments, access the index listing of the contents of the official public docket, and to access those documents in the public docket that are available electronically. Although not all docket materials may be available electronically, you may still access any of the publicly available docket materials through the docket facility identified in Unit I.B.1. Once in the system, select "search," then key in the appropriate docket ID number.

**II. Tentative Agenda**

1. TPPC State of the Council Report
2. Presentation and Questions and Answers by EPA's Office of Pesticide Programs and Field and External Affairs Division
  3. Reports from Working Groups and TPPC Participation in Other Meetings:
    - Subsistence, Environmental Indicators, FOSTTA, Pesticide Program Dialogue Committee, Tribal Pesticide Program Training, Worker Projection
  4. Tribal Caucus (two)
5. Reports from Other Organizations:
  - State FIFRA Issues Research & Evaluation Group
  - American Indian Environmental Office
    - Tribal Operations Committee
    - Regional Tribal Operations Committee
      - Intertribal Agriculture Council
      - National Tribal Environmental Council
        - Intertribal Agriculture Council
        - Tribal Air Group
  - 6. Endangered Species Protection Program—Update

7. Report on Funding of Special Projects and Water Quality Projects to Tribes

8. Government Performance Results Act (GPRA) and Measurable Results

9. Office of Enforcement and Compliance Assurance (OECA) Enforcement Priorities

10. National Pesticide Field Data Base

11. TPPC Database: Building and Maintaining the Database

12. Updates from the Regional Offices: Sub-Lead, Region 9, and Region 10

13. OECA updates: EPA Federal Inspector Credentials Guidance; Reporting Issues

14. Certification and Training: Tribal Issues: Navajo Federal Certification Plan

15. Tribal and State Memorandum of Understanding: Aerial Applicators

16. Tribal Pesticide Codes—Panel Presentation

17. Building the TPPC Invasive Species Working Group

**List of Subjects**

Environmental protection.

Dated: August 4, 2004.

Jay S. Ellenberger,

Division Director, Field External Affairs Division, Office of Pesticide Programs.

[FR Doc. 04-18386 Filed 8-10-04; 8:45 am]

BILLING CODE 6560-50-S

**ENVIRONMENTAL PROTECTION AGENCY**

[OPP-2004-0129; FRL-7367-5]

**Diazinon; Product Registrations Cancellation Order**

**AGENCY:** Environmental Protection Agency (EPA).

**ACTION:** Notice.

**SUMMARY:** This notice announces EPA's cancellation order for the cancellations, as requested by registrants, of all outdoor non-agricultural end-use products containing diazinon [*O,O*-Diethyl *O*-(2-isopropyl-6-methyl-4-pyrimidinyl) phosphorothioate] and accepted by EPA, pursuant to section 6(f) of the Federal Insecticide, Fungicide, and Rodenticide Act (FIFRA). This order follows up a December 10, 2003 Notice of Receipt of Requests from diazinon registrants for cancellations of all of their diazinon outdoor non-agricultural end-use product registrations. In the December 10, 2003 Notice, EPA indicated that it would issue an order granting the voluntary product registration cancellations, unless the Agency received substantive comments within

the 180 day comment period that would merit its further review of these requests. The Agency did not receive any comments on the Notice. Accordingly, EPA hereby issues in this notice a cancellation order granting the requested cancellations. Any distribution, sale, or use of the products subject to this cancellation order is only permitted in accordance with the terms of the existing stocks provisions of this cancellation order.

**DATES:** The cancellations are effective immediately.

**FOR FURTHER INFORMATION CONTACT:** Stephanie Plummer, Special Review and Reregistration Division (7508C), Office of Pesticide Programs, Environmental Protection Agency, 1200 Pennsylvania Ave., NW., Washington, DC 20460-0001; telephone number: (703) 305-0076; e-mail address: [plummer.stephanie@epa.gov](mailto:plummer.stephanie@epa.gov).

**SUPPLEMENTARY INFORMATION:**

**I. General Information**

*A. Does this Action Apply to Me?*

This action is directed to the public in general. Although this action may be of particular interest to persons who produce or use pesticides, the Agency has not attempted to describe all the specific entities that may be affected by this action. If you have any questions regarding the information in this notice, consult the person listed under **FOR FURTHER INFORMATION CONTACT**.

*B. How Can I Get Copies of this Document and Other Related Information?*

1. *Docket.* EPA has established an official public docket for this action under docket identification (ID) number OPP-2004-0129. The official public docket consists of the documents specifically referenced in this action, any public comments received, and other information related to this action. Although a part of the official docket, the public docket does not include Confidential Business Information (CBI) or other information whose disclosure is restricted by statute. EPA also established two dockets containing documents in support of the diazinon IRED. They are dockets OPP-34225 and OPP-2002-0251. The official public docket is the collection of materials that is available for public viewing at the Public Information and Records Integrity Branch (PIRIB), Rm. 119, Crystal Mall #2, 1801 S. St., Arlington, VA. This docket facility is open from 8:30 a.m. to 4 p.m., Monday through Friday, excluding legal holidays. The

docket telephone number is (703) 305-5805.

2. *Electronic access.* You may access this **Federal Register** document electronically through the EPA Internet under the "Federal Register" listings at <http://www.epa.gov/fedrgstr/>.

An electronic version of the public docket is available through EPA's electronic public docket and comment system, EPA Dockets. You may use EPA Dockets at <http://www.epa.gov/edocket/> to submit or view public comments, access the index listing of the contents of the official public docket, and to access those documents in the public docket that are available electronically. Although not all docket materials may be available electronically, you may still access any of the publicly available docket materials through the docket facility identified in Unit I.B.1. Once in the system, select "search," then key in the appropriate docket ID number.

**II. What Action is the Agency Taking?**

This notice announces cancellation, as requested by registrants, of all outdoor non-agricultural end-use diazinon products registered under section 3 of FIFRA. These registrations are listed in sequence by registration number in Table 1 of this unit.

TABLE 1.—DIAZINON REGISTRATION CANCELLATION REQUESTS

Registration No.	Product Name
16-118	Dragon Granular Lawn Insect Control
16-119	Dragon 5% Diazinon Granules
16-157	Dragon 25% Diazinon Spray
16-166	Dragon Diazinon Water-Based Concentrate
192-161	Dexol Diazinon 5% Granules
228-162	Riverdale Lawn Insect Killer Plus Fertilizer
228-177	Riverdale 5% Diazinon Insect Killer Granules
239-2364	Ortho Diazinon Insect Spray
239-2375	Ortho Diazinon Granules
239-2479	Ortho Diazinon Soil and Turf Insect Control
239-2503	Ortho Diazinon Granular Fire Ant Killer

TABLE 1.—DIAZINON REGISTRATION CANCELLATION REQUESTS—Continued

Registration No.	Product Name
239-2619	Hi-Power Ant, Roach, and Spider Spray Formula II
239-2630	Ortho Diazinon Insect Spray Ready-to-Use
239-2643	Ortho Diazinon Insect Spray 2
239-2671	Ortho Diazinon Dust
538-92	Lawn Insect Control Plus Fertilizer
538-187	Scotts Lawn Insect Control
538-204	Western Lawn Insect Control Plus Fertilizer
538-254	Fertilizer Plus Diazinon
538-258	Fertilizer and Diazinon
572-292	5% Diazinon Granular Lawn Insecticide
572-305	Rockland Diazinon Spray
655-556	Prentox Diazinon 5G
829-249	Diazinon Insecticide 25% Spray Concentrate
829-264	SA-50 Brand 5% Diazinon Granules
869-139	Green Light Diazinon 5 Granules
869-231	Green Light Diazinon
961-358	Lebanon Lawn and Garden Insecticide with Diazinon 5G
961-393 (old reg. no. 8660-11)	Sta-Green Lawn Insect Control and Fertilizer
1386-648	5% Diazinon Insect Killer Granules
3546-27	Shoofly Hornet Jet-bomb
7401-216	Ferti-lome Diazinon Insect Spray
7401-222	Ferti-lome Special Diazinon Insect Killer Granules
7401-441	Ferti-lome Diazinon Water Base Concentrate

TABLE 1.—DIAZINON REGISTRATION CANCELLATION REQUESTS—Continued

Registration No.	Product Name
8378-12	Lawn Insect Control Plus Fertilizer
8378-32	Shaw's 5% Diazinon Insect Granules
8780-51	Turf Line Diazinon 5G Lawn Insect Control
8780-54 (listed in 12/10/03 notice as 56819-13)	Turf Diazinon Lawn Insect Control Plus Fertilizer #2
8780-55 (listed in 12/10/03 notice as 56819-14)	Turf Diazinon Lawn Insect Control Plus Fertilizer
8780-56	Turf Line Arthroban Triple Action #4
8845-92	Spectracide Lawn and Garden Insect Control
8845-95	Spectracide 6000 Lawn and Garden Insect Control
8845-101	Spectracide Fire Ant Killer
9198-45	The Andersons Turf Food with 3.33% Diazinon
9198-62	The Andersons Lawn and Garden Insecticide 5% Diazinon
9688-89	Chemsico Diazinon 2G
10404-14	Lesco Diazinon 3.33% + Fertilizer
10404-23	Lesco Diazinon 5G
19713-263	Drexel Diazinon 5G
19713-264	Drexel Diazinon 2G
19713-317	Bug Spray
28293-199	Unicorn Diazinon 5G Granules

TABLE 1.—DIAZINON REGISTRATION CANCELLATION REQUESTS—Continued

Registration No.	Product Name
28293-230	Unicorn 25 EC Diazinon
32802-5	All Season Diazinon 5G Insecticide
33955-556	Acme Diazinon 25% Emulsifiable Concentrate
33995-557	Acme Diazinon 5G Lawn and Garden Insect Control
34704-57	Clean Crop Diazinon 5 Lawn & Garden
34911-13	Hi-Yield 5% Diazinon Insect Killer Granules
34911-23	Hi-Yield Imported Fire Ant Control Granules
40849-30	Enforcer Ant Kill Granules II
42057-90	Diazinon Liquid (Diazinon 25% Emulsifiable)
42057-107	Morgro 5% Diazinon Granular Lawn and Garden Insect Control
47000-120	Diazinon Lawn and Garden WBC
51036-69	Diazinon 2G Lawn and Perimeter Granules
51036-97	Diazinon 5G Homeowner
53883-45	Martins Diazinon 25 E Lawn and Garden Insect Control
53883-46	Martin's Diazinon Granular Lawn Insect Control
53883-51	Martin's 5% Diazinon Granules
53883-54	Martin's Fire Ant Killer
53883-80 (old reg. no. 37915-6)	Professional Pest Control Formula DC-500
59144-2	5% Diazinon Granules
59144-28	Diazinon Lawn and Garden Insecticide
62366-2	Bug Stuff

TABLE 1.—DIAZINON REGISTRATION CANCELLATION REQUESTS—Continued

Registration No.	Product Name
67572-1	CP Diazinon Lawn and Garden WB Ready-to-Use
75082-2 (old reg. no. 34822-6)	Di-All Paint Insecticide

Table 2 of this unit includes the names and addresses of record for all registrants of the products in Table 1 of this unit, in sequence by EPA company number:

TABLE 2.— REGISTRANTS REQUESTING VOLUNTARY CANCELLATION

EPA Company No.	Company Name and Address
16	Dragon Chemical Corporation, 7033 Walrond Drive, NW., P.O. Box 7311, Roanoke, VA 24019
192	Value Gardens Supply, LLC, P.O. Box 585, St. Joseph, MO 64502
228	Nufarm Americas Inc., 1333 Burr Ridge Parkway, Suite 125A, Burr Ridge, IL 60527
239	The Ortho Business Group, P.O. Box 190, Marysville, OH 43040
538	The Scotts Company, 14111 Scottslawn Road, Marysville, OH 43041
572	Rockland Corporation, 686 Passaic Avenue, P.O. Box 809, West Caldwell, NJ 07007
655	Prentiss Inc., CB 2000, Floral Park, NY 11001
829	Southern Agricultural Insecticides, Inc., P.O. Box 218, Palmetto, FL 34220
869	Green Light Company, P.O. Box 17985, San Antonio, TX 78217



TABLE 2.— REGISTRANTS REQUESTING VOLUNTARY CANCELLATION—Continued

EPA Company No.	Company Name and Address
961	Lebanon Seaboard Corporation, 1600 East Cumberland Street, Lebanon, PA 17042
1386	Universal Cooperatives Inc., 1300 Corporate Center Curve, Eagan, MN 55121
3546	Lynwood Labs Inc., 945 Great Plain Avenue, Needham, MA 02192
7401	Voluntary Purchasing Group Inc., 1806 Auburn Drive, Carrollton, TX 75007
8378	Knox Fertilizer Company Inc., West Culver Road, P.O. Box 248, Knox, IN 46534
8780	Progressive Lawn Research, Inc., 1225 Lehigh Station Road, P.O. Box 400, Henrietta, NY 14467
8845	Spectrum Group, P.O. Box 142642, St. Louis, MO 63114
9198	The Andersons Lawn Fertilizer Division, Inc. P.O. Box 119, Maumee, OH 43537
9688	Chemsico, P.O. Box 142642, St. Louis, MO 63114
10404	Lesco Inc., 15885 Sprague Road, Strongsville, OH 44136
19713	Drexel Chemical Company, 1700 Channel Avenue, P.O. Box 13327, Memphis, TN 38113
28293	Unicorn Laboratories, 12385 Automobile Boulevard, Clearwater, FL 33762
32802	Howard Johnson's Enterprises Inc., 700 West Virginia Street, Suite 222, Milwaukee, WI 53204

TABLE 2.— REGISTRANTS REQUESTING VOLUNTARY CANCELLATION—Continued

EPA Company No.	Company Name and Address
33955	PBI/Gordon Corporation, P.O. Box 014090, Kansas City, MO 64101
34704	Platte Chemical Company, Inc., P.O. Box 667, Greeley, CO 80632
34911	Hi-Yield Chemical Company, 1806 Auburn Drive, Carrollton, TX 75007
40849	Enforcer Products, 1310 Seaboard Industrial Boulevard NW, Atlanta, GA 30318
42057	Morgro Chemical Company, 145 West Central Avenue, Salt Lake City, UT 84107
47000	Chem-Tech Ltd., 1479 West Pond Road, Egan, MN 55122
51036	Micro-Flo Company, LLC., P.O. Box 772099, Memphis, TN 38117
53883	Control Solutions, Inc., 5903 Genoa-Red Bluff, Pasadena, TX 77507
59144	Gro Tec Inc., 30856 Rocky Road, Greeley, CO 80631
62366	The Valspar Corporation, 30856 Rocky Road, Greeley, CO 80631
67572	Contract Packaging Inc., 10115 Highway 142, North Covington, GA 30014
75082	Supreme Chemicals of Georgia, Inc., 1535 Oak Industrial Lane, Suite B, Cummings, GA 30041

### III. Cancellation Order

Pursuant to section 6(f) of FIFRA, EPA hereby approves the requested cancellations of diazinon product registrations identified in Table 1 in Unit II. Accordingly, the Agency orders that the diazinon products identified in Table 1 in Unit II are hereby canceled.

Any distribution, sale, or use of existing stocks of the products identified in Table 1 in Unit II in a manner inconsistent with any of the Provisions for Disposition of Existing Stocks set forth below in Unit V will be considered a violation of FIFRA.

### IV. What is the Agency's Authority for Taking this Action?

Section 6(f)(1) of FIFRA provides that a registrant of a pesticide product may at any time request that any of its pesticide registrations be canceled. FIFRA further provides that, before acting on the request, EPA must publish a notice of receipt of any such request in the **Federal Register**. Thereafter, the Administrator may approve such a request.

### V. Provisions for Disposition of Existing Stocks

Existing stocks are those stocks of registered pesticide products which are currently in the United States and which have been packaged, labeled, and released for shipment prior to the effective date of the cancellation action. The cancellation order issued in this Notice includes the following existing stocks provisions:

1. Sale and distribution of these outdoor non-agricultural end-use products containing diazinon will not be permitted after December 31, 2004, except for purposes of product recovery pursuant to the December 5, 2000, Memorandum of Agreement between EPA and diazinon registrants, shipping such stocks for export consistent with the requirements of FIFRA section 17, or proper disposal in accordance with applicable law.

2. Use of existing stocks may continue until stocks are exhausted. Any such use must be in accordance with the label.

### List of Subjects

Environmental protection, Pesticides and pests.

Dated: July 26, 2004.

**Debra Edwards,**

*Director, Special Review and Reregistration Division, Office of Pesticide Programs.*

[FR Doc. 04-18384 Filed 8-10-04; 8:45 am]

BILLING CODE 6560-50-S

### ENVIRONMENTAL PROTECTION AGENCY

[OPP-2004-0198; FRL-7365-9]

### Pesticide Product; Registration Applications

AGENCY: Environmental Protection Agency (EPA).

**ACTION:** Notice.

**SUMMARY:** This notice announces receipt of applications to register pesticide products containing new active ingredients not included in any previously registered products pursuant to the provisions of section 3(c)(4) of the

Federal Insecticide, Fungicide, and Rodenticide Act (FIFRA), as amended.

**DATES:** Written comments, identified by the docket identification (ID) number OPP-2004-0198, must be received on or before September 10, 2004.

**ADDRESSES:** Comments may be submitted electronically, by mail, or

through hand delivery/courier. Follow the detailed instructions as provided in Unit I. of the **SUPPLEMENTARY INFORMATION**.

**FOR FURTHER INFORMATION CONTACT:** The Regulatory Action Leader listed in the table in this unit.

Regulatory Action Leader	Telephone number/e-mail address	Mailing address	File symbol
Denise Greenway	(703) 308-8263 greenway.denise@epa.gov	Biopesticides and Pollution Prevention Division (7511C), Office of Pesticide Programs, Environmental Protection Agency, 1200 Pennsylvania Ave., NW., Washington, DC 20460-0001	75108-E, 75618-R, and 75108-R
Diana M. Horne	(703) 308-8367 horne.diana@epa.gov	Do.	69834-L

**SUPPLEMENTARY INFORMATION:****I. General Information**

You may be potentially affected by this action if you are an agricultural producer, food manufacturer, or pesticide manufacturer. Potentially affected entities may include, but are not limited to:

- Crop production (NAICS 111)
- Animal production (NAICS 112)
- Food manufacturing (NAICS 311)
- Pesticide manufacturing (NAICS 32532)

This listing is not intended to be exhaustive, but rather provides a guide for readers regarding entities likely to be affected by this action. Other types of entities not listed in this unit could also be affected. The North American Industrial Classification System (NAICS) codes have been provided to assist you and others in determining whether this action might apply to certain entities. If you have any questions regarding the applicability of this action to a particular entity, consult the person listed under **FOR FURTHER INFORMATION CONTACT**.

**B. How Can I Get Copies of this Document and Other Related Information?**

1. **Docket.** EPA has established an official public docket for this action under docket ID number OPP-2004-0198. The official public docket consists of the documents specifically referenced in this action, any public comments received, and other information related to this action. Although a part of the official docket, the public docket does not include Confidential Business Information (CBI) or other information whose disclosure is restricted by statute. The official public docket is the

collection of materials that is available for public viewing at the Public Information and Records Integrity Branch (PIRIB), Rm. 119, Crystal Mall #2, 1801 S. Bell St., Arlington, VA. This docket facility is open from 8:30 a.m. to 4 p.m., Monday through Friday, excluding legal holidays. The docket telephone number is (703) 305-5805.

2. **Electronic access.** You may access this **Federal Register** document electronically through the EPA Internet under the "**Federal Register**" listings at <http://www.epa.gov/fedrgstr/>.

An electronic version of the public docket is available through EPA's electronic public docket and comment system, EPA Dockets. You may use EPA Dockets at <http://www.epa.gov/edocket/> to submit or view public comments, access the index listing of the contents of the official public docket, and to access those documents in the public docket that are available electronically. Once in the system, select "search," then key in the appropriate docket ID number.

Certain types of information will not be placed in EPA's Dockets. Information claimed as CBI and other information whose disclosure is restricted by statute, which is not included in the official public docket, will not be available for public viewing in EPA's electronic public docket. EPA's policy is that copyrighted material will not be placed in EPA's electronic public docket but will be available only in printed, paper form in the official public docket. To the extent feasible, publicly available docket materials will be made available in EPA's electronic public docket. When a document is selected from the index list in EPA Dockets, the system will identify whether the document is

available for viewing in EPA's electronic public docket. Although not all docket materials may be available electronically, you may still access any of the publicly available docket materials through the docket facility identified in Unit I.B.1. EPA intends to work towards providing electronic access to all of the publicly available docket materials through EPA's electronic public docket.

For public commenters, it is important to note that EPA's policy is that public comments, whether submitted electronically or in paper, will be made available for public viewing in EPA's electronic public docket as EPA receives them and without change, unless the comment contains copyrighted material, CBI, or other information whose disclosure is restricted by statute. When EPA identifies a comment containing copyrighted material, EPA will provide a reference to that material in the version of the comment that is placed in EPA's electronic public docket. The entire printed comment, including the copyrighted material, will be available in the public docket.

Public comments submitted on computer disks that are mailed or delivered to the docket will be transferred to EPA's electronic public docket. Public comments that are mailed or delivered to the Docket will be scanned and placed in EPA's electronic public docket. Where practical, physical objects will be photographed, and the photograph will be placed in EPA's electronic public docket along with a brief description written by the docket staff.

### C. How and to Whom Do I Submit Comments?

You may submit comments electronically, by mail, or through hand delivery/courier. To ensure proper receipt by EPA, identify the appropriate docket ID number in the subject line on the first page of your comment. Please ensure that your comments are submitted within the specified comment period. Comments received after the close of the comment period will be marked "late." EPA is not required to consider these late comments. If you wish to submit CBI or information that is otherwise protected by statute, please follow the instructions in Unit I.D. Do not use EPA Dockets or e-mail to submit CBI or information protected by statute.

1. *Electronically.* If you submit an electronic comment as prescribed in this unit, EPA recommends that you include your name, mailing address, and an e-mail address or other contact information in the body of your comment. Also include this contact information on the outside of any disk or CD ROM you submit, and in any cover letter accompanying the disk or CD ROM. This ensures that you can be identified as the submitter of the comment and allows EPA to contact you in case EPA cannot read your comment due to technical difficulties or needs further information on the substance of your comment. EPA's policy is that EPA will not edit your comment, and any identifying or contact information provided in the body of a comment will be included as part of the comment that is placed in the official public docket, and made available in EPA's electronic public docket. If EPA cannot read your comment due to technical difficulties and cannot contact you for clarification, EPA may not be able to consider your comment.

i. *EPA Dockets.* Your use of EPA's electronic public docket to submit comments to EPA electronically is EPA's preferred method for receiving comments. Go directly to EPA Dockets at <http://www.epa.gov/edocket/>, and follow the online instructions for submitting comments. Once in the system, select "search," and then key in docket ID number OPP-2004-0198. The system is an "anonymous access" system, which means EPA will not know your identity, e-mail address, or other contact information unless you provide it in the body of your comment.

ii. *E-mail.* Comments may be sent by e-mail to [opp-docket@epa.gov](mailto:opp-docket@epa.gov), Attention: Docket ID Number OPP-2004-0198. In contrast to EPA's electronic public docket, EPA's e-mail system is not an "anonymous access"

system. If you send an e-mail comment directly to the docket without going through EPA's electronic public docket, EPA's e-mail system automatically captures your e-mail address. E-mail addresses that are automatically captured by EPA's e-mail system are included as part of the comment that is placed in the official public docket, and made available in EPA's electronic public docket.

iii. *Disk or CD ROM.* You may submit comments on a disk or CD ROM that you mail to the mailing address identified in Unit I.C.2. These electronic submissions will be accepted in WordPerfect or ASCII file format. Avoid the use of special characters and any form of encryption.

2. *By mail.* Send your comments to: Public Information and Records Integrity Branch (PIRIB), Office of Pesticide Programs (OPP), Environmental Protection Agency (7502C), 1200 Pennsylvania Ave., NW., Washington, DC 20460-0001, Attention: Docket ID Number OPP-2004-0198.

3. *By hand delivery or courier.* Deliver your comments to: Public Information and Records Integrity Branch (PIRIB), Office of Pesticide Programs (OPP), Environmental Protection Agency, Rm. 119, Crystal Mall #2, 1801 S. Bell St., Arlington, VA, Attention: Docket ID Number OPP-2004-0198. Such deliveries are only accepted during the docket's normal hours of operation as identified in Unit I.B.1.

### D. How Should I Submit CBI to the Agency?

Do not submit information that you consider to be CBI electronically through EPA's electronic public docket or by e-mail. You may claim information that you submit to EPA as CBI by marking any part or all of that information as CBI (if you submit CBI on disk or CD ROM, mark the outside of the disk or CD ROM as CBI and then identify electronically within the disk or CD ROM the specific information that is CBI). Information so marked will not be disclosed except in accordance with procedures set forth in 40 CFR part 2.

In addition to one complete version of the comment that includes any information claimed as CBI, a copy of the comment that does not contain the information claimed as CBI must be submitted for inclusion in the public docket and EPA's electronic public docket. If you submit the copy that does not contain CBI on disk or CD ROM, mark the outside of the disk or CD ROM clearly that it does not contain CBI. Information not marked as CBI will be included in the public docket and EPA's electronic public docket without prior

notice. If you have any questions about CBI or the procedures for claiming CBI, please consult the person listed under **FOR FURTHER INFORMATION CONTACT.**

### E. What Should I Consider as I Prepare My Comments for EPA?

You may find the following suggestions helpful for preparing your comments:

1. Explain your views as clearly as possible.
2. Describe any assumptions that you used.
3. Provide copies of any technical information and/or data you used that support your views.
4. If you estimate potential burden or costs, explain how you arrived at the estimate that you provide.
5. Provide specific examples to illustrate your concerns.
6. Offer alternative ways to improve the registration activity.
7. Make sure to submit your comments by the deadline in this notice.
8. To ensure proper receipt by EPA, be sure to identify the docket ID number assigned to this action in the subject line on the first page of your response. You may also provide the name, date, and **Federal Register** citation.

### II. Registration Applications

EPA received applications as follows to register pesticide products containing active ingredients not included in any previously registered products pursuant to the provision of section 3(c)(4) of FIFRA. Notice of receipt of these applications does not imply a decision by the Agency on the applications.

1. *File Symbol:* 69834-L.  
*Applicant:* EDEN Bioscience Corporation, 3830 Monte Villa Parkway, Ste. 100, Bothell, WA 98021-7266.  
*Product name:* EBC-351. *Product type:* Biochemical pesticide. *Active ingredients:* Harpin  $\alpha\beta$  protein at 1%. *Proposed classification/Use:* Aids in the management of plant diseases, improves overall plant health and enhances crop yield and quality.

2. *File symbol:* 75108-E. *Applicant:* HBB Partnership, 5151 N. Palm Ave., Ste. 820, Fresno, CA 93704-2221.  
*Product name:* California Red Scale Technical Pheromone. *Product type:* Manufacturing product for the formulation of a mating disruption pheromone end-use product. *Active ingredients:* (3S, 6R)-3-methyl-6-isopropenyl-9-decen-1-yl-acetate and (3S, 6S)-3-methyl-6-isopropenyl-9-decen-1-yl-acetate at 36% and 22%, respectively. *Proposed classification/Use:* None.

3. *File Symbol:* 75108-R. *Applicant:* HBB Partnership, 5151 N. Palm Ave.,

Ste. 820, Fresno, CA 93704-2221.

**Product name:** Red Scale Down. **Product type:** Mating disruption pheromone end-use product. **Active ingredients:** (3S, 6R)-3-methyl-6-isopropenyl-9-decen-1-yl-acetate and (3S, 6S)-3-methyl-6-isopropenyl-9-decen-1-yl-acetate at 0.041% and 0.025%, respectively. **Proposed classification/Use:** None.

4. **File symbol:** 75618-R. **Applicant:** Nematrol Inc., 15 Prince Andrew Court, St. Catharines, Ontario L2N 3Y2, Canada. **Product name:** CA-1 for Turf and Ornamentals. **Product type:** Nematicide. **Active ingredient:** Oriental Mustard Seed (*Brassica juncea*) at 98%. **Proposed classification/Use:** None.

#### List of Subjects

Environmental protection, Pesticides and pest.

Dated: July 16, 2004.

**Janet L. Andersen,**

Director, Biopesticides and Pollution Prevention Division, Office of Pesticide Programs.

[FR Doc. 04-18385 Filed 8-10-04; 8:45 am]

BILLING CODE 6560-50-S

#### ENVIRONMENTAL PROTECTION AGENCY

[OPP-2004-0251; FRL-7673-2]

**Bacillus thuringiensis var. aizawai strain PS811 Cry1F insecticidal protein; Notice of Filing a Pesticide Petition to Establish an Exemption from the Requirement of a Tolerance for a Certain Pesticide Chemical in or on Food**

**AGENCY:** Environmental Protection Agency (EPA).

**ACTION:** Notice.

**SUMMARY:** This notice announces the initial filing of a pesticide petition proposing the establishment of regulations for residues of a certain pesticide chemical in or on various food commodities.

**DATES:** Comments, identified by docket identification (ID) number OPP-2004-0251, must be received on or before September 10, 2004.

**ADDRESSES:** Comments may be submitted electronically, by mail, or through hand delivery/courier. Follow the detailed instructions as provided in Unit I. of the **SUPPLEMENTARY INFORMATION**.

**FOR FURTHER INFORMATION CONTACT:** Leonard Cole, Biopesticides and Pollution Prevention Division (7511C), Office of Pesticide Programs, Environmental Protection Agency, 1200

Pennsylvania Ave., NW., Washington, DC 20460-0001; telephone number: (703) 305-5412; e-mail address: [cole.leonard@epa.gov](mailto:cole.leonard@epa.gov).

#### SUPPLEMENTARY INFORMATION:

##### I. General Information

###### A. Does this Action Apply to Me?

You may be potentially affected by this action if you are interested in agricultural biotechnology or may be required to conduct testing of chemical substances under the Federal Food, Drug, and Cosmetic Act (FFDCA), or the Federal Insecticide, Fungicide, and Rodenticide Act (FIFRA). Potentially affected entities may include, but are not limited to:

- Crop production (NAICS 111)
- Animal production (NAICS 112)
- Food manufacturing (NAICS 311)
- Pesticide manufacturing (NAICS 32532)

This listing is not intended to be exhaustive, but rather provides a guide for readers regarding entities likely to be affected by this action. Other types of entities not listed in this unit could also be affected. The North American Industrial Classification System (NAICS) codes have been provided to assist you and others in determining whether this action might apply to certain entities. If you have any questions regarding the applicability of this action to a particular entity, consult the person listed under **FOR FURTHER INFORMATION CONTACT**.

###### B. How Can I Get Copies of this Document and Other Related Information?

1. **Docket.** EPA has established an official public docket for this action under docket ID number OPP-2004-0251. The official public docket consists of the documents specifically referenced in this action, any public comments received, and other information related to this action. Although a part of the official docket, the public docket does not include Confidential Business Information (CBI) or other information whose disclosure is restricted by statute. The official public docket is the collection of materials that is available for public viewing at the Public Information and Records Integrity Branch (PIRIB), Rm. 119, Crystal Mall #2, 1801 S. Bell St., Arlington, VA. This docket facility is open from 8:30 a.m. to 4 p.m., Monday through Friday, excluding legal holidays. The docket telephone number is (703) 305-5805.

2. **Electronic access.** You may access this **Federal Register** document electronically through the EPA Internet

under the "**Federal Register**" listings at <http://www.epa.gov/fedrgrstr/>.

An electronic version of the public docket is available through EPA's electronic public docket and comment system, EPA Dockets. You may use EPA Dockets at <http://www.epa.gov/edocket/> to submit or view public comments, access the index listing of the contents of the official public docket, and to access those documents in the public docket that are available electronically. Although not all docket materials may be available electronically, you may still access any of the publicly available docket materials through the docket facility identified in Unit I.B.1. Once in the system, select "search," then key in the appropriate docket ID number.

Certain types of information will not be placed in the EPA Dockets. Information claimed as CBI and other information whose disclosure is restricted by statute, which is not included in the official public docket, will not be available for public viewing in EPA's electronic public docket. EPA's policy is that copyrighted material will not be placed in EPA's electronic public docket but will be available only in printed, paper form in the official public docket. To the extent feasible, publicly available docket materials will be made available in EPA's electronic public docket. When a document is selected from the index list in EPA Dockets, the system will identify whether the document is available for viewing in EPA's electronic public docket.

Although not all docket materials may be available electronically, you may still access any of the publicly available docket materials through the docket facility identified in Unit I.B.1. EPA intends to work towards providing electronic access to all of the publicly available docket materials through EPA's electronic public docket.

For public commenters, it is important to note that EPA's policy is that public comments, whether submitted electronically or in paper, will be made available for public viewing in EPA's electronic public docket as EPA receives them and without change, unless the comment contains copyrighted material, CBI, or other information whose disclosure is restricted by statute. When EPA identifies a comment containing copyrighted material, EPA will provide a reference to that material in the version of the comment that is placed in EPA's electronic public docket. The entire printed comment, including the copyrighted material, will be available in the public docket.

Public comments submitted on computer disks that are mailed or

delivered to the docket will be transferred to EPA's electronic public docket. Public comments that are mailed or delivered to the docket will be scanned and placed in EPA's electronic public docket. Where practical, physical objects will be photographed, and the photograph will be placed in EPA's electronic public docket along with a brief description written by the docket staff.

#### *C. How and To Whom Do I Submit Comments?*

You may submit comments electronically, by mail, or through hand delivery/courier. To ensure proper receipt by EPA, identify the appropriate docket ID number in the subject line on the first page of your comment. Please ensure that your comments are submitted within the specified comment period. Comments received after the close of the comment period will be marked "late." EPA is not required to consider these late comments. If you wish to submit CBI or information that is otherwise protected by statute, please follow the instructions in Unit I.D. Do not use EPA Dockets or e-mail to submit CBI or information protected by statute.

1. *Electronically.* If you submit an electronic comment as prescribed in this unit, EPA recommends that you include your name, mailing address, and an e-mail address or other contact information in the body of your comment. Also include this contact information on the outside of any disk or CD ROM you submit, and in any cover letter accompanying the disk or CD ROM. This ensures that you can be identified as the submitter of the comment and allows EPA to contact you in case EPA cannot read your comment due to technical difficulties or needs further information on the substance of your comment. EPA's policy is that EPA will not edit your comment, and any identifying or contact information provided in the body of a comment will be included as part of the comment that is placed in the official public docket, and made available in EPA's electronic public docket. If EPA cannot read your comment due to technical difficulties and cannot contact you for clarification, EPA may not be able to consider your comment.

i. *EPA Dockets.* Your use of EPA's electronic public docket to submit comments to EPA electronically is EPA's preferred method for receiving comments. Go directly to EPA Dockets at <http://www.epa.gov/edocket/>, and follow the online instructions for submitting comments. Once in the system, select "search," and then key in docket ID number OPP-2004-0251. The

system is an "anonymous access" system, which means EPA will not know your identity, e-mail address, or other contact information unless you provide it in the body of your comment.

ii. *E-mail.* Comments may be sent by e-mail to [opp-docket@epa.gov](mailto:opp-docket@epa.gov), Attention: Docket ID number OPP-2004-0251. In contrast to EPA's electronic public docket, EPA's e-mail system is not an "anonymous access" system. If you send an e-mail comment directly to the docket without going through EPA's electronic public docket, EPA's e-mail system automatically captures your e-mail address. E-mail addresses that are automatically captured by EPA's e-mail system are included as part of the comment that is placed in the official public docket, and made available in EPA's electronic public docket.

iii. *Disk or CD ROM.* You may submit comments on a disk or CD ROM that you mail to the mailing address identified in Unit I.C.2. These electronic submissions will be accepted in WordPerfect or ASCII file format. Avoid the use of special characters and any form of encryption.

2. *By mail.* Send your comments to: Public Information and Records Integrity Branch (PIRIB) (7502C), Office of Pesticide Programs (OPP), Environmental Protection Agency, 1200 Pennsylvania Ave., NW., Washington, DC 20460-0001, Attention: Docket ID number OPP-2004-0251.

3. *By hand delivery or courier.* Deliver your comments to: Public Information and Records Integrity Branch (PIRIB), Office of Pesticide Programs (OPP), Environmental Protection Agency, Rm. 119, Crystal Mall #2, 1801 S. Bell St., Arlington, VA, Attention: Docket ID number OPP-2004-0251. Such deliveries are only accepted during the docket's normal hours of operation as identified in Unit I.B.1.

#### *D. How Should I Submit CBI to the Agency?*

Do not submit information that you consider to be CBI electronically through EPA's electronic public docket or by e-mail. You may claim information that you submit to EPA as CBI by marking any part or all of that information as CBI (if you submit CBI on disk or CD ROM, mark the outside of the disk or CD ROM as CBI and then identify electronically within the disk or CD ROM the specific information that is CBI). Information so marked will not be disclosed except in accordance with procedures set forth in 40 CFR part 2.

In addition to one complete version of the comment that includes any information claimed as CBI, a copy of

the comment that does not contain the information claimed as CBI must be submitted for inclusion in the public docket and EPA's electronic public docket. If you submit the copy that does not contain CBI on disk or CD ROM, mark the outside of the disk or CD ROM clearly that it does not contain CBI. Information not marked as CBI will be included in the public docket and EPA's electronic public docket without prior notice. If you have any questions about CBI or the procedures for claiming CBI, please consult the person listed under **FOR FURTHER INFORMATION CONTACT.**

#### *E. What Should I Consider as I Prepare My Comments for EPA?*

You may find the following suggestions helpful for preparing your comments:

1. Explain your views as clearly as possible.
2. Describe any assumptions that you used.
3. Provide copies of any technical information and/or data you used that support your views.
4. If you estimate potential burden or costs, explain how you arrived at the estimate that you provide.
5. Provide specific examples to illustrate your concerns.
6. Make sure to submit your comments by the deadline in this notice.
7. To ensure proper receipt by EPA, be sure to identify the docket ID number assigned to this action in the subject line on the first page of your response. You may also provide the name, date, and Federal Register citation.

#### **II. What Action is the Agency Taking?**

EPA has received a pesticide petition as follows proposing the establishment and/or amendment of regulations for residues of a certain pesticide chemical in or on various food commodities under section 408 of the FFDCA, 21 U.S.C. 346a. EPA has determined that this petition contains data or information regarding the elements set forth in FFDCA section 408(d)(2); however, EPA has not fully evaluated the sufficiency of the submitted data at this time or whether the data support granting of the petition. Additional data may be needed before EPA rules on the petition.

#### **List of Subjects**

Environmental protection, Agricultural commodities, Feed additives, Food additives, Pesticides and pests, Reporting and recordkeeping requirements.

Dated: July 30, 2004.

Janet L. Andersen,  
Director, Biopesticides and Pollution  
Prevention Division, Office of Pesticide  
Programs.

#### Summary of Petition

The petitioner summary of the pesticide petition is printed below as required by FFDC A section 408(d)(3). The summary of the petition was prepared by the petitioner and represents the view of the petitioner. The petition summary announces the availability of a description of the analytical methods available to EPA for the detection and measurement of the pesticide chemical residues or an explanation of why no such method is needed.

#### Mycogen Seeds c/o Dow AgroScience LLC

PP 3F6785

EPA has received a pesticide petition 3F6785 from Mycogen Seeds c/o Dow AgroSciences LLC, 9330 Zionsville Road, Indianapolis, IN 46268-1054, proposing pursuant to section 408(d) of the FFDC A, 21 U.S.C. 346a(d), to amend 40 CFR part 174 to establish an exemption from the requirement of a temporary tolerance for the plant-incorporated protectant *Bacillus thuringiensis* subspecies *aizawai* Cry1F (synpro) insect control protein and the genetic material responsible for the production of this protein in or on cotton.

Pursuant to section 408(d)(2)(A)(i) of the FFDC A, as amended, Mycogen Seeds c/o Dow AgroSciences LLC has submitted the following summary of information, data, and arguments in support of their pesticide petition. This summary was prepared by Mycogen Seeds c/o Dow AgroSciences LLC and EPA has not fully evaluated the merits of the pesticide petition. The summary may have been edited by EPA if the terminology used was unclear, the summary contained extraneous material, or the summary unintentionally made the reader conclude that the findings reflected EPA's position and not the position of the petitioner.

#### A. Product Name and Proposed Use Practices

This notice of filing summarizes information submitted and cited by Mycogen Seeds c/o Dow AgroSciences LLC in support of a request for a temporary exemption from tolerance residues of the plant incorporated-protectant *Bacillus thuringiensis* subspecies *aizawai* Cry1F (synpro) insect control protein and the genetic

material responsible for the production of this protein in cotton.

#### B. Product Identity/Chemistry

1. *Identity of the pesticide and corresponding residues.* *Bacillus thuringiensis* subspecies *aizawai* Cry1F (synpro) insect control protein is expressed in cotton plants to provide protection from key lepidopteran insect pests such as the tobacco budworm and pink bollworm. Cry1F (synpro) transgenic plants are derived from transformation events that contain the insecticidal gene via a plasmid insert. The Cry1F (synpro) protein poses no foreseeable risks to non-target organisms including mammals, birds, fish, beneficial insects, and earthworms. Cry1F (synpro)-protected cotton provides growers with a highly efficacious tool for controlling important insect pests in cotton in a manner that is fully compatible with integrated pest management practices.

2. *Analytical method.* Data submitted demonstrate the high quantitative performance of the enzyme linked immunosorbent assay for the detection of the Cry1F truncated protein. The assay had a reproducible sensitivity of 0.4 nanogram/milliliter (ng/mL) with an assay range of 0.4 to 6 ng/mL Cry1F (truncated) protein. The absorbance variability of this assay is less than 10% and the resulting percent error and accuracy are within  $\pm 10\%$ . The assay demonstrated no cross-reactivity to Cry1Ab, Cry1Ac, Cry2Ab, Cry9C, Cry34Ab1 (or PS149B1 14kD), Cry35Ab1 (or PS149B1 44kD), PAT and BAR, agriculturally relevant *Bacillus thuringiensis* proteins. The Cry1F assay kit was projected to be stable for approximately 1 year at 4 °C based on extrapolations from the accelerated stability testing.

#### C. Mammalian Toxicological Profile

Cry proteins have been deployed as safe and effective pest control agents in microbial formulations for almost 40 years. There are currently 180 registered microbial *Bacillus thuringiensis* products in the United States for use in agriculture, forestry, and vector control. The numerous toxicology studies conducted with these microbial products show no significant adverse effects, and demonstrate that the products are practically non-toxic to mammals. An exemption from the requirement of a tolerance has been in place for these products since at least 1971 (40 CFR 174).

Toxicology studies conducted to determine the toxicity of Cry1F (synpro) insect control protein demonstrated that the protein has very low toxicity. In an

acute oral toxicity study in the mouse (male and female), the estimated acute lethal dose (LD)<sub>50</sub> was determined to be >2,000 milligrams/kilogram of the microbially produced test substance. In an *in vitro* study, Cry1F protein was rapidly and extensively degraded in simulated gastric conditions in the presence of pepsin at pH 1.2. Cry1F (synpro) was completely proteolyzed to amino acids and small peptide fragments in <1 minute. This indicates that the protein is highly susceptible to digestion in the human digestive tract and that the potential for adverse health effects from chronic exposure is virtually nonexistent. Moreover, proteins in general are not known to be carcinogenic. A search of relevant data bases indicated that the amino acid sequence of the Cry1F (synpro) protein exhibits no significant homology to the sequences of known allergens or protein toxins. Thus, Cry1F (synpro) is highly unlikely to exhibit an allergic response.

The results of a study to determine the lability of the Cry1F (synpro) protein to heat demonstrated that the protein was deactivated after exposure to 75 °C or 90 °C for 30 minutes, according to bioassay results on tobacco budworm.

The genetic material necessary for the production of the Cry1F (synpro) insect control protein are nucleic acids (DNA) which are common to all forms of plant and animal life. There are no known instances of where nucleic acids have caused toxic effects as a result of dietary exposure.

Collectively, the available data on Cry1F (synpro) protein along with the safe use history of microbial *Bacillus thuringiensis* products establishes the safety of the plant pesticide *Bacillus thuringiensis* subspecies *aizawai* Cry1F (synpro) insect control protein and the genetic material necessary for its production in all raw agricultural commodities.

#### D. Aggregate Exposure

Insecticidal crystal proteins of *Bacillus thuringiensis* are known to have a high degree of insect specificity via binding to specific receptors in the insect gut, and do not harm people, wildlife or many beneficial insects (Ballester et al., 1999; Aronson and Shai, 2001). The level of protein that is expressed in corn plants is very low. The small amount of Cry1F (synpro) in plant tissue is deep in the plant matrix, which greatly reduces availability for dermal or respiratory exposure. Significant dietary exposure to Cry1F (synpro) protein is unlikely to occur. Dietary exposures at very low levels, via ingestion of processed commodities, although they may occur, are unlikely to

be problematic because of the low toxicity and the high degree of digestibility of the protein. In addition, the protein is not likely to be present in drinking water because the protein is deployed in minute quantities within the plant, and studies demonstrate that Cry1F (synpro) protein is rapidly degraded in soil. In summary, the potential for significant aggregate exposure to Cry1F (synpro) protein is highly unlikely.

#### E. Cumulative Exposure

Common modes of toxicity are not relevant to consideration of the cumulative exposure to *Bacillus thuringiensis* Cry1F (synpro) insect control protein. The product has demonstrated low mammalian toxicity and *Bacillus thuringiensis* insecticidal crystal proteins are known to bind to specific receptors in the insect gut, such that biological effects do not appear to be cumulative with any other known compounds.

#### F. Safety Determination

1. *U.S. population.* The deployment of the product in minute quantities within the plant, the very low toxicity of the product, the lack of allergenic potential, and the high degree of digestibility of the protein, are all factors in support of Mycogen's assertion that no significant risk is posed by exposure of the U.S. population to *Bacillus thuringiensis* subspecies *aizawai* Cry1F (synpro) insect control protein.

2. *Infants and children.* Non-dietary exposure to infants and children is not anticipated, due to the proposed use pattern of the product. Due to the very low toxicity of the product, the lack of allergenic potential, and the high degree of digestibility of the protein, dietary exposure is anticipated to be at very low levels and is not anticipated to pose any harm to infants and children.

#### G. Effects on the Immune and Endocrine Systems

Given the rapid digestibility of Cry1F (synpro) insecticidal crystal protein, no chronic effects are expected. Cry1F (synpro) insecticidal crystal protein, or metabolites of the insecticidal crystal protein are not known to, or are expected to have any effect on the immune or endocrine systems. Proteins in general are not carcinogenic, therefore, no carcinogenic risk is associated with the Cry1F (synpro) protein.

[FR Doc. 04-17894 Filed 8-10-04; 8:45 am]

BILLING CODE 6560-50-S

## ENVIRONMENTAL PROTECTION AGENCY

[FRL-7800-1]

### Notice of Tentative Approval and Solicitation of Request for a Public Hearing for Public Water System Supervision Program Revision for the State of West Virginia

**AGENCY:** Environmental Protection Agency (EPA).

**ACTION:** Notice of tentative approval and solicitation of requests for a public hearing.

**SUMMARY:** Notice is hereby given in accordance with the provision of section 1413 of the Safe Drinking Water Act as amended, and the National Primary Drinking Water Regulations Implementation that the State of West Virginia is revising its approved Public Water System Supervision Program. West Virginia has adopted the Long Term 1 Enhanced Surface Water Treatment Rule to improve control of microbial pathogens in drinking water, including specifically the protozoan *Cryptosporidium*.

EPA has determined that these revisions are no less stringent than the corresponding Federal regulations. Therefore, EPA has decided to tentatively approve these program revisions. All interested parties are invited to submit written comments on this determination and may request a public hearing.

**DATES:** Comments or a request for a public hearing must be submitted by September 10, 2004. This determination shall become effective on September 10, 2004 if no timely and appropriate request for a hearing is received and the Regional Administrator does not elect on his own to hold a hearing, and if no comments are received which cause EPA to modify its tentative approval.

**ADDRESSES:** Comments or a request for a public hearing must be submitted to the U.S. Environmental Protection Agency Region III, 1650 Arch Street, Philadelphia, PA 19103-2029. Comments may also be submitted electronically to [gambatese.jason@epa.gov](mailto:gambatese.jason@epa.gov). All documents relating to this determination are available for inspection between the hours of 8 a.m. and 4:30 p.m., Monday through Friday, at the following offices:

- Drinking Water Branch, Water Protection Division, U.S. Environmental Protection Agency Region III, 1650 Arch Street, Philadelphia, PA 19103-2029.
- West Virginia Department of Health and Human Resources, Environmental

Engineering Division, 815 Quarrier Street, Suite 418, Charleston, WV 25301.

#### FOR FURTHER INFORMATION CONTACT:

Jason Gambatese, Drinking Water Branch at the Philadelphia address given above; telephone (215) 814-5759 or fax (215) 814-2318.

**SUPPLEMENTARY INFORMATION:** All interested parties are invited to submit written comments on this determination and may request a public hearing. All comments will be considered, and, if necessary, EPA will issue a response. Frivolous or insubstantial requests for a hearing may be denied by the Regional Administrator. However, if a substantial request for a public hearing is made by September 10, 2004, a public hearing will be held. A request for public hearing shall include the following: (1) the name, address, and telephone number of the individual, organization, or other entity requesting a hearing; (2) a brief statement of the requesting person's interest in the Regional Administrator's determination and of information that the requesting person intends to submit at such a hearing; and (3) the signature of the individual making the request; or, if the request is made on behalf of an organization or other entity, the signature of a responsible official of the organization or other entity.

Dated: August 3, 2004.

Donald S. Welsh,

Regional Administrator, Region III.

[FR Doc. 04-18382 Filed 8-10-04; 8:45 am]

BILLING CODE 6560-50-P

## FEDERAL MARITIME COMMISSION

### Notice of Agreements Filed

The Commission hereby gives notice of the filing of the following agreements under the Shipping Act of 1984. Interested parties may obtain copies of agreements by contacting the Commission's Office of Agreements at 202-523-5793 or via e-mail at [tradeanalysis@fmc.gov](mailto:tradeanalysis@fmc.gov). Interested parties may submit comments on an agreement to the Secretary, Federal Maritime Commission, Washington, DC 20573, within 10 days of the date this notice appears in the **Federal Register**.

*Agreement No.:* 011692-004.

*Title:* Indamex Agreement.

*Parties:* CMA CGM, S.A.; Contship Containerlines; Lykes Lines Limited, LLC; MacAndrews & Company Limited; and The Shipping Corporation of India, Ltd.

*Filing Party:* Wayne R. Rohde, Esq.; Sher & Blackwell; 1850 M Street, NW., Suite 900; Washington, DC 20036.

*Synopsis:* The amendment adds Lykes and MacAndrews as parties to the agreement.

*Agreement No.:* 011701-007.

*Title:* Pacific East Coast Express Agreement.

*Parties:* China Shipping Container Lines Co., Ltd.; CMA CGM, S.A.; P&O Nedlloyd B.V.; and P&O Nedlloyd Limited;

*Filing Party:* Paul M. Keane, Esq., Cichanowicz, Callan, Keane, Vengrow & Textor, LLP; 61 Broadway, Suite 3000; New York, NY 10006-2802.

*Synopsis:* The modification reflects that one of the vessels contributed by CMA under the agreement will now be provided by CMA's wholly-owned subsidiary ANL Singapore Pte Ltd. The parties request expedited review.

*Agreement No.:* 011733-012.

*Title:* Common Ocean Carrier Platform Agreement

*Parties:* A.P. Moller-Maersk A/S, P&O Nedlloyd Limited, Hamburg-Süd, Mediterranean Shipping Company S.A., CMA CGM S.A., Hapag Lloyd Container Linie GmbH, and United Arab Shipping Company (SAG), as shareholder parties, and Alianca Navegacao e Logistica Ltda., Safmarine Container Lines N.V., Nippon Yusen Kaisha, CP Ship Limited, Tasman Orient Line C.V., Mitsui O.S.K. lines Ltd., Lykes Lines Limited LLC, Kawasaki Kisen Kaisha Ltd., and FESCO Ocean Management Ltd. as non-shareholder parties.

*Filing Party:* Wayne R. Rohde, Esq.; Sher & Blackwell; 1850 M Street, NW., Suite 900; Washington, DC 20036.

*Synopsis:* The amendment adds FESCO Ocean Management Ltd. as a non-shareholder party to the agreement.

Dated: August 6, 2004.

By Order of the Federal Maritime Commission.

**Bryant L. VanBrakle,**

*Secretary.*

[FR Doc. 04-18375 Filed 8-10-04; 8:45 am]

BILLING CODE 6730-01-P

## FEDERAL MARITIME COMMISSION

[Docket No. 04-08]

### Qin's, Incorporated v. Superior Link International, Inc.; Notice of Filing of Complaint and Assignment

Notice is given that a complaint has been filed by Qin's, Incorporated ("Complainant") against Superior Link International, Inc. ("Respondent"). Complainant contends that Respondent has unreasonably refused to deal or negotiate the proper release of Complainant's two containers in violation of section 10(b)(10)<sup>1</sup> of the Shipping Act of 1984, 46 U.S.C. app. section 1709(b)(10). As a direct result of these allegations, Complainant claims that it has suffered substantial economic damages and injury valued at \$23,626.40. Complainant seeks an order directing Respondent to pay reparations, court costs, attorneys fees, and any further relief as the Commission may determine to be warranted.

This proceeding has been assigned to the Office of Administrative Law Judges. A hearing in this matter, if any is held, shall commence within the time limitations prescribed in 46 CFR 502.61, and only after consideration has been given by the parties and the presiding officer to the use of alternative forms of

dispute resolution. The hearing shall include oral testimony and cross-examination in the discretion of the presiding officer only upon showing that there are genuine issues of material fact that cannot be resolved on the basis of sworn statements, affidavits, depositions, or other documents or that the nature of the matter in issue is such that an oral hearing and cross-examination are necessary for the development of an adequate record. Pursuant to the further terms of 46 CFR 502.61, the initial decision of the presiding officer in this proceeding shall be issued by August 4, 2005 and a final decision of the Commission shall be issued by December 2, 2005.

**Bryant L. VanBrakle,**

*Secretary.*

[FR Doc. 04-18377 Filed 8-10-04; 8:45 am]

BILLING CODE 6730-01-P

## FEDERAL MARITIME COMMISSION

### Ocean Transportation Intermediary License Reissuances

Notice is hereby given that the following Ocean Transportation Intermediary licenses have been reissued by the Federal Maritime Commission pursuant to section 19 of the Shipping Act of 1984, as amended by the Ocean Shipping Reform Act of 1998 (46 U.S.C. app. 1718) and the regulations of the Commission pertaining to the licensing of Ocean Transportation Intermediaries, 46 CFR part 515.

License No.	Name/address	Date reissued
017958NF .....	DLM Venturesd, Inc., 1850 NW 84th Avenue, Miami, FL 33126 .....	July 17, 2004.
011157N .....	The Norton Line Inc., 249 E. Ocean Blvd., Suite 620, Long Beach, CA 90802 .....	July 10, 2004.

### Ronald D. Murphy,

*Deputy Director, Bureau of Consumer Complaints and Licensing.*

[FR Doc. 04-18376 Filed 8-10-04; 8:45 am]

BILLING CODE 6730-01-P

## DEPARTMENT OF HEALTH AND HUMAN SERVICES

### Centers for Disease Control and Prevention

[60Day-04-04JW]

### Proposed Data Collections Submitted for Public Comment and Recommendations

In compliance with the requirement of section 3506(c)(2)(A) of the Paperwork Reduction Act of 1995 for opportunity for public comment on

proposed data collection projects, the Centers for Disease Control and Prevention (CDC) will publish periodic summaries of proposed projects. To request more information on the proposed projects or to obtain a copy of the data collection plans and instruments, call the CDC Reports Clearance Officer on (404) 498-1210 or send an e-mail to [omb@cdc.gov](mailto:omb@cdc.gov).

CDC is requesting an emergency clearance for this data collection with a two week public comment period. CDC is requesting OMB approval of this

<sup>1</sup> Complainant cites section 10(b)(7) of the Shipping Act of 1984, 46 U.S.C. app. section

1709(b)(7), however, Complainant's narrative statement refers to a 10(b)(10) violation.



package 7 days after the end of the public comment period. While there is currently no SARS outbreak, expedited clearance is needed because the season when SARS outbreaks are most likely to occur is quickly approaching.

Comments are invited on: (a) Whether the proposed collection of information is necessary for the proper performance of the functions of the agency, including whether the information shall have practical utility; (b) the accuracy of the agency's estimate of the burden of the proposed collection of information; (c) ways to enhance the quality, utility, and clarity of the information to be collected; and (d) ways to minimize the burden of the collection of information on respondents, including through the use of automated collection techniques

or other forms of information technology. Send comments to Seleda M. Perryman, CDC Assistant Reports Clearance Officer, 1600 Clifton Road, MS-E11, Atlanta, GA 30333. Written comments should be received within 14 days of this notice.

#### Proposed Project

SARS Laboratory Safety Survey—New—National Center for Infectious Diseases (NCID), Centers for Disease Control and Prevention (CDC).

During the past year, incidents of lab-acquired SARS-CoV infection have occurred at research institutions in China, Singapore, and Taiwan. As part of measures taken by CDC to prevent lab-acquired SARS infections in the United States, the Respiratory and Enteric Virus Branch (REVB) would like

to collect information on current biosafety practices and use of live SARS-CoV from U.S. institutions that have obtained the virus, either from CDC or from other sources.

Response data will be used to determine to what extent research involving live SARS-CoV and other biosafety level 3 pathogens is being conducted, the safety of the research environment, information about biosafety training, and the level of lab worker experience with BSL-3 pathogens. Expedited collection of this information is necessary to ascertain the safety of environments where live SARS-CoV research may be taking place and to potentially address any deficiencies that may exist. There is no cost to the respondents.

Form	Respondent	No. of respondents	No. of responses/respondent	Avg. burden/response (in hrs.)	Total burden hours
Safety Survey for Laboratories Conducting Research with live SARS-CoV and Other BSL-3 Pathogens.	Laboratorians .....	120	1	10/60	20
Total .....	.....	.....	.....	.....	20

Dated: August 4, 2004.

Alvin Hall,

Director, Management Analysis and Services Office, Centers for Disease Control and Prevention.

[FR Doc. 04-18331 Filed 8-10-04; 8:45 am]

BILLING CODE 4163-18-P

## DEPARTMENT OF HEALTH AND HUMAN SERVICES

### Centers for Disease Control and Prevention

[60Day-04-0497]

#### Proposed Data Collections Submitted for Public Comment and Recommendations

In compliance with the requirement of section 3506(c)(2)(A) of the Paperwork Reduction Act of 1995 for opportunity for public comment on proposed data collection projects, the Centers for Disease Control and Prevention (CDC) will publish periodic summaries of proposed projects. To request more information on the proposed projects or to obtain a copy of the data collection plans and instruments, call the CDC Reports Clearance Officer on (404) 498-1210.

Comments are invited on: (a) Whether the proposed collection of information is necessary for the proper performance of the functions of the agency, including whether the information shall have

practical utility; (b) the accuracy of the agency's estimate of the burden of the proposed collection of information; (c) ways to enhance the quality, utility, and clarity of the information to be collected; and (d) ways to minimize the burden of the collection of information on respondents, including through the use of automated collection techniques or other forms of information technology. Send comments to Sandi Gambescia, CDC Assistant Reports Clearance Officer, 1600 Clifton Road, MS-E11, Atlanta, GA 30333 or send an e-mail to [omb@cdc.gov](mailto:omb@cdc.gov). Written comments should be received within 60 days of this notice.

#### Proposed Project

Evaluating CDC Funded Health Department HIV Prevention Programs, Partner Counseling and Referral Services, OMB No. 0920-0497—Extension—National Center for HIV, STD, and TB Prevention (NCHSTP), Centers for Disease Control and Prevention (CDC).

#### Background

CDC is requesting approval for the continued use of two currently approved forms under OMB No. 0920-0497, for collecting HIV partner counseling and referral services (PCRS) program data. The current forms expire October 31, 2004. This request is for a 12-month clearance past this date. The extension of the current forms will

allow grantees to continue to collect PCRS data as they transition to the new Program Evaluation and Monitoring System (PEMS) over the next year.

CDC funds HIV prevention projects in 65 public health agencies (50 states, 6 cities, 7 territories, Washington, DC, and Puerto Rico) through cooperative agreements. PCRS is one of a number of public health strategies supported by CDC that is designed to control and prevent the spread of HIV.

A fundamental feature of PCRS is informing current and past partners of an HIV-infected person that they have been identified as a sex or injection-drug-paraphernalia-sharing partner, and advising them to be tested for HIV. Informing partners of their exposure to HIV is confidential, and partners are not told who reported their name, or when the reported exposure occurred. Notified partners, who may not have suspected their risk, can choose whether to have HIV counseling and testing. Those who choose to be tested and are found to be HIV positive can receive a medical evaluation, treatment, and prevention services designed to modify their high risk behavior, thereby possibly reducing the number of new HIV infections.

HIV prevention programs that conduct PCRS interventions can reach significant numbers of persons at very high risk of contracting HIV. The CDC requires aggregate PCRS program data to determine if interventions are being

delivered as intended, gauge the degree to which program performance indicator targets are being achieved, and help agencies improve their programs to better deliver effective PCRS. Until grantees transition to PEMS, it is essential that they be allowed to

continue to collect aggregate PCRS data using the existing forms.

Each health department funded to conduct PCRS will prepare and submit aggregate PCRS data to the CDC annually. Completion of two data collection forms is necessary for

evaluation of aggregate PCRS data, and it is estimated that one hour is needed to complete each form; therefore, 65 health departments × 2 responses × 1 hour = 130 hours. There is no cost to respondents.

ESTIMATES OF ANNUAL BURDEN

Respondents	No. of respondents	No. of responses per respondent	Average burden per response (in hours)	Total burden (in hours)
Health Departments .....	65	2	1	130
Total .....				130

Dated: August 4, 2004.

Alvin Hall,

Director, Management Analysis and Services Office, Centers for Disease Control and Prevention.

[FR Doc. 04-18332 Filed 8-10-04; 8:45 am]

BILLING CODE 4163-18-P

DEPARTMENT OF HEALTH AND HUMAN SERVICES

Administration for Children and Families

Submission for OMB review; comment request.

Title: Financial Institution Data Match.

OMB No.: 0970-0196.

Description: Section 466(a)(17) of the Social Security Act (the Act), requires States to establish procedures under which the state child support

enforcement (IV-D) agency shall enter into agreements with financial institutions doing business in the State to develop and operate a data match system for the purpose of securing information leading to the enforcement of child support orders. Under sections 452(1) and 466(a)(17)(A)(i) of the Act, the Secretary may aid State agencies conducting data matches with financial institutions doing business in multiple States by centrally matching through the Federal Parent Locator Service.

Respondents: Financial institutions doing business in two or more States.

ANNUAL BURDEN ESTIMATES

Instrument	Number of respondents	Number of responses per respondent	Average burden hours per response	Total burden hours
Financial Data Match Tape .....	4501	4	.5	9002
Election Form .....	333	1	.5	166.5

Estimated Total Annual Burden Hours: 9168.5.

Additional Information: Copies of the proposed collection may be obtained by writing to the Administration for Children and Families, Office of Information Services, 370 L'Enfant Promenade, SW., Washington, DC 20447, Attn: ACF Reports Clearance Officer. E-mail address: grjohnson@acf.hhs.gov.

OMB Comment: OMB is required to make a decision concerning the collection of information between 30 and 60 days after publication of this document in the Federal Register. Therefore, a comment is best assured of having its full effect if OMB receives it within 30 days of publication. Written comments and recommendations for the proposed information collection should be sent directly to the following: Office of Management and Budget, Paperwork Reduction Project, Attn: Desk Officer for

ACF, e-mail address: katherine\_t\_astrich@eop.gov.

Dated: August 5, 2004.

Robert Sargis,

Reports Clearance Officer.

[FR Doc. 04-18362 Filed 8-10-04; 8:45 am]

BILLING CODE 4184-01-M

DEPARTMENT OF HEALTH AND HUMAN SERVICES

Food and Drug Administration

[Docket No. 2003D-0497]

Agency Information Collection Activities; Submission for Office of Management and Budget Review; Comment Request; Draft Guidance for Industry on Pharmacogenomic Data Submissions

AGENCY: Food and Drug Administration, HHS.

ACTION: Notice.

SUMMARY: The Food and Drug Administration (FDA) is announcing that a proposed collection of information has been submitted to the Office of Management and Budget

(OMB) for review and clearance under the Paperwork Reduction Act of 1995.

**DATES:** Fax written comments on the collection of information by September 10, 2004.

**ADDRESSES:** OMB is still experiencing significant delays in the regular mail, including first class and express mail, and messenger deliveries are not being accepted. To ensure that comments on the information collection are received, OMB recommends that written comments be faxed to the Office of Information and Regulatory Affairs, OMB, Attn: Fumie Yokota, Desk Officer for FDA, FAX: 202-395-6974.

**FOR FURTHER INFORMATION CONTACT:** Karen L. Nelson, Office of Management Programs (HFA-250), Food and Drug Administration, 5600 Fishers Lane, Rockville, MD 20857, 301-827-1482.

**SUPPLEMENTARY INFORMATION:** In compliance with 44 U.S.C. 3507, FDA has submitted the following proposed collection of information to OMB for review and clearance.

**Draft Guidance for Industry on Pharmacogenomic Data Submissions (OMB Control Numbers 0910-0014, 0910-0001, and 0910-0338)—Extension**

The guidance provides recommendations to sponsors submitting or holding investigational new drugs (INDs), new drug applications (NDAs), or biologic licensing applications (BLAs) on what pharmacogenomic data should be submitted to the agency during the drug

development process. Sponsors holding and applicants submitting INDs, NDAs, or BLAs are subject to FDA requirements in parts 312, 314, and 601 (21 CFR 312, 314, and 601) for submitting to the agency data relevant to drug safety and efficacy (§§ 312.22, 312.23, 312.31, 312.33, 314.50, 314.81, 601.2, and 601.12).

**Description of Respondents:** Sponsors submitting or holding INDs, NDAs, or BLAs for human drugs and biologics.

**Burden Estimate:** The guidance interprets FDA regulations for IND, NDA, or BLA submissions, clarifying when the regulations require pharmacogenomics data to be submitted and when the submission of such data is voluntary. The pharmacogenomic data submissions described in the guidance that are required to be submitted to an IND, NDA, BLA, or annual report are covered by the information collection requirements under parts 312, 314, and 601 and are approved by OMB under control numbers 0910-0014 (part 312—INDs; approved until January 1, 2006); 0910-0001 (part 314—NDAs and annual reports; approved until March 31, 2005); and 0910-0338 (approved until August 31, 2005).

The guidance distinguishes between pharmacogenomic tests that may be considered valid biomarkers appropriate for regulatory decisionmaking, and other, less well developed exploratory tests. The submission of exploratory pharmacogenomic data is not required

under the regulations, although the agency encourages the voluntary submission of such data.

The guidance describes the voluntary genomic data submission (VGDS) that can be used for such a voluntary submission. The guidance does not recommend a specific format for the VGDS, except that such a voluntary submission be designated as a VGDS. The data submitted in a VGDS and the level of detail should be sufficient for FDA to be able to interpret the information and independently analyze the data, verify results, and explore possible genotype-phenotype correlations across studies. FDA does not want the VGDS to be overly burdensome and time-consuming for the sponsor.

FDA has estimated the burden of preparing a voluntary submission described in the guidance that should be designated as a VGDS. Based on FDA's familiarity with sponsors' interest in submitting pharmacogenomic data during the drug development process, FDA estimates that approximately 20 sponsors will submit approximately 80 VGDSs and that, on average, each VGDS will take approximately 10 hours to prepare and submit to FDA.

In the *Federal Register* of November 4, 2003 (68 FR 62461), FDA published a 60-day notice requesting public comment on the information collection provisions. No comments were received on the information collection estimates.

TABLE 1.—ESTIMATED ANNUAL REPORTING BURDEN<sup>1</sup>

	Number of Respondents	Number of Responses per Respondent	Total Annual Responses	Hours per Response	Total Hours
Voluntary genomic data submissions	20	4	80	10	800

<sup>1</sup> There are no capital costs or operating and maintenance costs associated with this collection.

Dated: August 5, 2004.

Jeffrey Shuren,

Assistant Commissioner for Policy.

[FR Doc. 04-18360 Filed 8-6-04; 12:04 pm]

BILLING CODE 4160-01-S

**DEPARTMENT OF HOMELAND SECURITY**

**Bureau of Customs and Border Protection**

**Designating Aliens For Expedited Removal**

**AGENCY:** Bureau of Customs and Border Protection, DHS.

**ACTION:** Notice.

**SUMMARY:** This notice authorizes the Department of Homeland Security to place in expedited removal proceedings any or all members of the following class of aliens: Aliens determined to be inadmissible under sections 212(a)(6)(C) or (7) of the Immigration and Nationality Act who are present in the U.S. without having been admitted or paroled following inspection by an immigration officer at a designated port-of-entry, who are encountered by an immigration officer within 100 air miles of the U.S. international land border, and who have not established to the satisfaction of an immigration officer

that they have been physically present in the U.S. continuously for the fourteen-day (14-day) period immediately prior to the date of encounter. DHS believes that exercising its statutory authority to place these individuals in expedited removal proceedings will enhance national security and public safety by facilitating prompt immigration determinations, enabling DHS to deal more effectively with the large volume of persons seeking illegal entry, and ensure removal from the country of those not granted relief, while at the same time protecting the rights of the individuals affected.

**DATES:** This notice is effective on August 11, 2004.

**ADDRESSES:** Please submit written comments to: Regulations Branch, Office of Regulations and Rulings, Bureau of Customs and Border Protection, 1300 Pennsylvania Avenue, NW., Washington, DC 20229. See **SUPPLEMENTARY INFORMATION** section for more details on submission of comments.

**FOR FURTHER INFORMATION CONTACT:** Dana E. Graydon, Acting Associate Chief, Office of Border Patrol, U.S. Customs and Border Protection, 1300 Pennsylvania Ave., NW., Suite 6.5-E, Washington, DC 20229, [dana.graydon@dhs.gov](mailto:dana.graydon@dhs.gov), 202-344-3153.

**SUPPLEMENTARY INFORMATION:** Please submit written comments, original and two copies, to the address listed above on or before after October 12, 2004. Submitted comments may be inspected at the Office of Regulations and Rulings, Bureau of Customs and Border Protection, 799 9th Street, NW., Washington, DC, during regular business hours. Arrangements to inspect submitted comments should be made in advance by calling Mr. Joseph Clark at (202) 572-8768.

Section 302 of the Illegal Immigration Reform and Immigrant Responsibility Act of 1996 (IIRIRA), Public Law 104-208, Div. C, 110 Stat. 3009-546, amended section 235(b) of the Immigration and Nationality Act ("Act"), 8 U.S.C. 1225(b), to authorize the Attorney General (now the Secretary of Homeland Security as designated under the Homeland Security Act of 2002) to remove, without a hearing before an immigration judge, aliens arriving in the U.S. who are inadmissible under sections 212(a)(6)(C) or 212(a)(7) of the Act, 8 U.S.C. 1182(a)(6)(C) and 1182(a)(7). Under section 235(b)(1) of the Act, 8 U.S.C. 1225(b)(1), expedited removal proceedings may be applied to two categories of aliens. First, section 235(b)(1)(A)(i) of the Act, 8 U.S.C. 1225(b)(1)(A)(i), permits expedited removal proceedings for aliens who are "arriving in the United States." "Arriving aliens" are defined by regulation to mean "an applicant for admission coming or attempting to come into the United States at a port-of-entry, or an alien seeking transit through the United States at a port-of-entry, or an alien interdicted in international waters and brought into the United States by any means whether or not to a designated port-of-entry." (8 CFR 1.1(q)). Cuban citizens who arrive at U.S. ports-of-entry by aircraft are exempted from this first category of

aliens subject to expedited removal under section 235(b)(1)(F) of the Act, 8 U.S.C. 1225(b)(1)(F). Second, section 235(b)(1)(A)(iii) of the Act, 8 U.S.C. 1225(b)(1)(A)(iii), permits the Attorney General (now the Secretary of Homeland Security), in his or her sole and unreviewable discretion, to designate certain other aliens to whom the expedited removal provisions may be applied. Section 235(b)(1)(A)(iii), 8 U.S.C. 1225(b)(1)(A)(iii), authorizes the Secretary to apply (by designation) expedited removal proceedings to aliens who arrive in, attempt to enter, or have entered the U.S. without having been admitted or paroled following inspection by an immigration officer at a designated port-of-entry, and who have not established to the satisfaction of the immigration officer that they have been physically present in the U.S. continuously for the two-year period immediately prior to the date of determination of inadmissibility.

By statute, an alien present in the U.S. who has not been admitted shall be deemed for purposes of the Act to be an applicant for admission. 8 U.S.C. 1225(a), section 235(a)(1) of the Act. Once alienage has been established, an alien applicant for admission has the burden of establishing that he or she is clearly and beyond doubt entitled to be admitted and is not inadmissible under section 212 of this Act. Aliens who have not been admitted or paroled and who are subject to expedited removal under this designation have the burden of proof to show affirmatively that they are not inadmissible and have maintained the required continuous physical presence in the U.S. Any absence from the U.S. shall serve to break the period of continuous physical presence. 8 CFR 235.3(b)(1)(ii).

Pursuant to 8 CFR 235.3(b)(1)(ii) (62 FR 10312, 10355, March 6, 1997), the Attorney General provided that her designation authority would be exercised by the Commissioner of the former Immigration and Naturalization Service (INS). Pursuant to sections 102(a), 441, 1512(d) and 1517 of the Homeland Security Act of 2002, Public Law 107-296, 116 Stat. 2310, 6 U.S.C. 112, 251, 552(d), 557, and 8 CFR 2.1, the authority of the Attorney General and the Commissioner of the INS in accordance with 8 U.S.C. 235(b)(1)(A)(iii) and 8 CFR 235.3(b)(1)(ii), respectively, was transferred to the Secretary of Homeland Security, and references to the Attorney General or the Commissioner in the statute and regulations are deemed to refer to the Secretary.

DHS has a pressing need to improve the security and safety of the nation's

land borders, and expanding expedited removal between ports of entry will provide DHS officers with a valuable tool to meet that objective. Presently DHS officers cannot apply expedited removal procedures to the nearly 1 million aliens who are apprehended each year in close proximity to the borders after illegal entry. It is not logistically possible for DHS to initiate formal removal proceedings against all such aliens. This is primarily a problem along the southern border, and thus the majority of such aliens are Mexican nationals, who are "voluntarily" returned to Mexico without any formal removal order. Based upon anecdotal evidence, many of those who are returned to Mexico seek to reenter the U.S. illegally, often within 24 hours of being voluntarily returned (it is not uncommon for DHS officers to apprehend the same individual many times over a span of several months). On the southern land border with Mexico, those aliens who are apprehended who are not Mexican nationals cannot be returned to Mexico. Currently, non-Mexican nationals who are inadmissible may be voluntarily returned to their country of citizenship or nationality via aircraft, or placed in formal removal proceedings under section 240 of the Act. Because DHS lacks the resources to detain all third-country nationals (aliens who are neither nationals of Mexico nor Canada) who have been apprehended after illegally crossing into the U.S. from both the northern and southern land borders, many of these aliens are released in the U.S. each year with a notice to appear for removal proceedings. Many of these aliens subsequently fail to appear for their removal proceedings, and then disappear in the U.S.

Without limiting its ability to exercise its discretion in the event of a national emergency, other unforeseen events, or a change in circumstances, DHS plans under this designation as a matter of prosecutorial discretion to apply expedited removal only to (1) third-country nationals and (2) to Mexican and Canadian nationals with histories of criminal or immigration violations, such as smugglers or aliens who have made numerous illegal entries. We recognize that certain aliens, including unaccompanied minors, members of the Class Action Settlement in *American Baptist Churches v. Thornburgh*, 760 F. Supp. 796 (N.D. Cal. 1991) (which settled the claims of a class of Salvadorans and Guatemalans regarding handling of asylum claims), and aliens who may be eligible for cancellation of removal under section 240A of the Act,

for example, may possess equities that weigh against the use of expedited removal proceedings. Accordingly, in appropriate circumstances and as an exercise of prosecutorial discretion, officers will be able to permit certain aliens described in this notice to return voluntarily, withdraw their application for admission, or to be placed into regular removal proceedings under section 240 of the Act in lieu of expedited removal proceedings.

In the interests of focusing enforcement resources upon unlawful entries that have a close spatial and temporal nexus to the border, this notice does not implement the full nationwide expedited removal authority available to DHS pursuant to section 235 of the Act, 8 U.S.C. 1225. Nor does this notice limit DHS from implementing the full nationwide enforcement authority of the statute through publication of a subsequent *Federal Register* notice. The statute provides DHS with the authority to apply expedited removal to aliens who cannot establish that they have maintained a physical presence in the U.S. continuously for the two-year period immediately prior to the date of determination of inadmissibility. The statute also does not limit geographically the application of expedited removal. At this time, DHS has elected to assert and implement only that portion of the authority granted by the statute that bears close temporal and spatial proximity to illegal entries at or near the border. Accordingly, this notice applies only to aliens encountered within 14 days of entry without inspection and within 100 air miles of any U.S. international land border.

It is anticipated under this designation that expedited removal will be employed against those aliens who are apprehended immediately proximate to the land border and have negligible ties or equities in the U.S. Nevertheless, this designation extends to a 100-mile operational range because many aliens will arrive in vehicles that speedily depart the border area, and because other recent arrivals will find their way to near-border locales seeking transportation to other locations within the interior of the U.S. The 100-mile range already has been established by regulation as a reasonable distance from the external boundary of the U.S. for the purpose of preventing the illegal entry of aliens into the U.S. See section 287(a)(3) of the Act; 8 CFR 287.1(a)(2) and (c).

The use of expedited removal orders, which prohibit reentry for a period of 5 years, will deter unlawful entry, and make it possible to pursue future

criminal prosecution against those aliens who continue to enter the U.S. in violation of law. It will also accelerate the processing of inadmissible aliens because it generally does not require an appearance before an immigration judge, except in certain circumstances. Detering future entries and accelerating removals will enhance DHS's ability to oversee the border, and to focus its resources on threats to public safety and to national security. DHS also believes that the use of expedited removal will likely interfere with human trafficking and alien smuggling operations, which are growing in sophistication, and which induce aliens from all over the world to cross the country's borders. Alien smuggling organizations have been responsible for numerous violent crimes, including homicide, hostage-taking, and crimes involving sexual exploitation. DHS expects that the expansion of expedited removal under this notice will ultimately reduce the number of aliens who risk injury or death attempting to enter the U.S. through difficult mountainous and desert terrain, as well as decrease property crimes in border areas.

All aliens placed into expedited removal as a result of this designation will have the same rights to a credible fear screening by an asylum officer, and the right to review of an adverse credible fear determination by an immigration judge, that are provided to arriving aliens who are currently placed into expedited removal after being denied admission at a port of entry. Any alien who falls within this designation, who is placed in expedited removal proceedings, and who indicates an intention to apply for asylum or who asserts a fear of persecution or torture will be interviewed by an asylum officer who will determine whether the alien has a credible fear as defined in section 235(b)(1)(B)(v) of the Act, 8 U.S.C. 1225(b)(1)(B)(v). If that standard is met, the alien will be referred to an immigration judge for a removal proceeding under section 240 of the Act, sections 235(b)(1)(A)(ii) and (B) of the Act, 8 U.S.C. 1225(b)(1)(A)(ii) and (B); 8 CFR 235.3(b)(4). The Forms I-867A and I-867B currently used by officers who process aliens under the expedited removal program provide to all aliens in expedited removal proceedings information concerning the credible fear interview, in accordance with the statutory requirement at section 235(b)(1)(B)(iv) of the Act, 8 U.S.C. 1225(b)(1)(B)(iv). The forms require that the officer inquire whether the alien has any reason to fear harm if returned to his or her country. Officers authorized

to administer the expedited removal program will be trained to be alert for any verbal or non-verbal indications that the alien may be afraid to return to his or her homeland.

Similarly, all aliens placed into expedited removal as a result of this designation, who claim lawful permanent resident, refugee, asylee status, or U.S. citizenship will receive the same procedures, including the right to review of any adverse expedited removal order by an immigration judge, that are provided to arriving aliens making similar status claims who are currently placed in expedited removal at ports of entry under 8 CFR 235.3(b). DHS, with limited exceptions, plans to detain aliens who are placed in expedited removal under this designation. Section 235(b)(1)(B)(iii)(IV) of the Act, 8 U.S.C.

1225(b)(1)(B)(iii)(IV), and 8 CFR 235.3(b)(2)(iii) direct that any alien who is placed in expedited removal proceedings shall be detained pending a final determination of credible fear and, if found not to have such a fear, such alien shall be detained until removed. Parole of such alien under 8 CFR 235.3(b)(2)(iii) may be permitted only when the Secretary determines, in the exercise of discretion, that parole is required to meet a medical emergency or is necessary for a legitimate law enforcement objective. Section 235(b)(1)(B)(ii) of the Act, 8 U.S.C. 1225(b)(1)(B)(ii), directs that if a credible fear has been established, the alien shall be detained for further consideration of the protection claim or claims. Under Department of Justice regulations, immigration judge review of custody determinations is permitted only for bond and custody determinations pursuant to section 236 of the Act, 8 U.S.C. 1226, 8 CFR 1236, and 8 CFR 1003.19(a). Aliens subject to expedited removal procedures under section 235 of the Act (including those aliens who are referred after a positive credible fear determination to an immigration judge for proceedings under section 240 of the Act) are not eligible for bond, and therefore are not eligible for a bond redetermination before an immigration judge. Parole of aliens determined to have a credible fear may be considered in accordance with section 212(d)(5) of the Act, 8 U.S.C. 1182(d)(5), and 8 CFR 212.5.

The expedited removal authority implemented in this Notice will not be employed against Cuban citizens because removals to Cuba cannot presently be assured and for other U.S. policy reasons.

The Department has determined that good cause exists under the

Administrative Procedure Act (APA), 5 U.S.C. 553(b)(3)(B) and (d)(3), to exempt this notice from the notice and comment requirements under the APA. Delaying the implementation of this notice to allow public notice and comment would be impracticable, unnecessary and contrary to the public interest.

Congress explicitly authorized the Secretary of Homeland Security to designate categories of aliens to whom expedited removal proceedings may be applied, and made clear that "[s]uch designation shall be in the sole and unreviewable discretion of the Secretary and may be modified at any time." Section 235(b)(1)(A)(iii)(1) of the Act, 8 U.S.C. 1225(b)(1)(A)(iii)(I). The large volume of illegal entries, and attempted illegal entries, and the attendant risks to national security presented by these illegal entries, necessitates that DHS expand the expedited removal program as provided in this designation. DHS is confident that the experience gained through implementation of the expedited removal program at ports of entry will enable DHS to expand the program in a manner that is both effective and humane.

There is an urgent need to enhance DHS's ability to improve the safety and security of the nation's land borders, as well as the need to deter foreign nationals from undertaking dangerous border crossings, and thereby prevent the needless deaths and crimes associated with human trafficking and alien smuggling operations. The expansion of expedited removal will increase the deterrence of illegal entries by ensuring that apprehension quickly leads to removal. This is especially critical because of the environmental dangers faced by aliens illegally entering the U.S. across desert or mountainous areas. In the Arizona desert alone, since the initiation of the Arizona Border Control Initiative (ABC) in March of 2004, the Border Patrol has rescued hundreds of aliens in distress and has unfortunately discovered over 40 aliens who have died in the attempt to enter the U.S.

This designation is necessary to remove quickly from the U.S. aliens who are encountered shortly after illegally entering the U.S. across the land borders. The ability to detain aliens while admissibility and identity is determined and protection claims are adjudicated, as well as to quickly remove aliens without protection claims or claims to lawful status, is a necessity for national security and public safety. As a critical element of a number of DHS initiatives to enhance security along the border, the expansion of expedited removal will increase

national security, diminish the number of illegal entries, and impair the ability of smuggling organizations to operate. Accordingly, for the foregoing reasons, the Department has determined that public notice and comment prior to promulgation of this notice would be impracticable, unnecessary and contrary to the public interest as those terms are used under the APA.

Although the Department believes for the foregoing reasons that pre-promulgation notice and comment procedures are not statutorily mandated in this case, DHS is interested in receiving comments from the public on all aspects of the expedited removal program, but especially on the effectiveness of the program, problems envisioned by the commenters, and suggestions on how to address those problems. DHS believes that by maintaining a dialogue with interested parties, DHS can ensure that the program is even more effective in combating and deterring illegal entry, while at the same time protecting the rights of the individuals affected.

The expansion of expedited removal under this notice will also support the Arizona Border Control Initiative (ABC), a program designed to secure and protect the Arizona border. Working with other Federal, State, local and tribal entities, DHS has placed significant personnel and technical assets on the border to decrease the deaths of illegal immigrants in the desert; and to lower the rate of violent crime related to illegal border traffic in Southern Arizona. The ABC began operations in March 2004. For the reasons stated above, the ABC's success will rely in part upon the ability of DHS officers to place inadmissible aliens apprehended shortly after illegal entry into expedited removal.

Every year, illegal aliens from many different countries continue to enter the U.S. illegally across the nation's land borders. It is critical for public safety and national security that these aliens are not released into the U.S. without adequate verification of their identities and backgrounds.

#### **Notice of Designation of Aliens Subject to Expedited Removal Proceedings**

Pursuant to section 235(b)(1)(A)(iii) of the Immigration and Nationality Act ("Act") and 8 CFR 235.3(b)(1)(ii), I order as follows:

(1) Except as provided in paragraph (5), the Department of Homeland Security, through its component bureaus, may place in expedited removal proceedings any or all members of the following class of aliens: Aliens who are inadmissible under sections

212(a)(6)(C) or (7) of the Act, who are physically present in the U.S. without having been admitted or paroled following inspection by an immigration officer at a designated port-of-entry, who are encountered by an immigration officer within 100 air miles of any U.S. international land border, and who have not established to the satisfaction of an immigration officer that they have been physically present in the U.S. continuously for the 14-day period immediately prior to the date of encounter. Each alien subject to this notice bears the affirmative burden to show to the satisfaction of an immigration officer that the alien has been present in the U.S. continuously for the relevant 14-day period. This notice does not apply to aliens who arrive at U.S. ports-of-entry, as these aliens are already subject to expedited removal. This notice will be given effect only with respect to apprehensions made within the CBP Border Patrol sectors of (Laredo, McAllen, Del Rio, Marfa, El Paso, Tucson, Yuma, El Centro, San Diego, Blaine, Spokane, Havre, Grand Forks, Detroit, Buffalo, Swanton, and Houlton).

(2) Any alien who falls within this designation who indicates an intention to apply for asylum or who asserts a fear of persecution or torture will be interviewed by an asylum officer to determine whether the alien has a credible fear as defined in section 235(b)(1)(B)(v) of the Act, 8 U.S.C. 1225(b)(1)(B)(v). If that standard is met, the alien will be referred to an immigration judge for proceedings under section 240 of the Act, 8 U.S.C. 1229a.

(3) Any alien who is placed in expedited removal proceedings under this designation who claims lawful permanent resident, refugee, asylee status, or U.S. citizenship will be processed in accordance with the procedures provided in 8 CFR 235.3(b) and 8 CFR 1235.3(b).

(4) Any alien who is placed in expedited removal proceedings under this designation will be detained pursuant to section 235(b) of the Act, 8 U.S.C. 1225(b), with certain exceptions, until removed. However, aliens determined to have a credible fear may be considered by DHS for parole in accordance with section 212(d)(5) of the Act and 8 CFR 212.5. Aliens detained pursuant to the expedited removal provisions under section 235 of the Act (including those aliens who are referred after a positive credible fear determination to an immigration judge for proceedings under section 240 of the Act) are not eligible for bond, and therefore are not eligible for a bond

redetermination before an immigration judge.

(5) This notice applies to aliens described in paragraph (1) who are encountered within the U.S. beginning August 11, 2004.

(6) The expedited removal proceedings contemplated by this notice will not be initiated against Cuban citizens or nationals.

Dated: August 3, 2004.

Tom Ridge,

Secretary of Homeland Security.

[FR Doc. 04-18469 Filed 8-10-04; 8:45 am]

BILLING CODE 4820-02-P

## DEPARTMENT OF HOUSING AND URBAN DEVELOPMENT

[Docket No. FR-4903-N-63]

### Notice of Proposed Information Collection: Comment Request; Contract and Subcontract Activity

**AGENCY:** Office of the Chief Information Officer, HUD.

**ACTION:** Notice.

**SUMMARY:** The proposed information collection requirement described below will be submitted to the Office of Management and Budget (OMB) for review, as required by the Paperwork Reduction Act. The Department is soliciting public comments on the subject proposal.

This is a request for approval of a revision to the currently approved information collection, which enables HUD to monitor and evaluate Minority Business Enterprise (MBE) activities against the total program activity and the designated MBE goals. Reports are submitted annually to Congress. This information collection combines two previously approved collections, OMB control numbers 2577-0088 and 2502-0355. OMB control number 2535-pending will now be used for this collection.

**DATES:** *Comments due:* October 12, 2004.

**ADDRESSES:** Interested persons are invited to submit comments regarding this proposal. Comments should refer to the proposal by name and/or OMB Control Number and should be sent to: Wayne Eddins, Reports Management Officer, AYO, Department of Housing and Urban Development, 451 Seventh Street, SW., Washington, DC 20410; e-mail [Wayne\\_Eddins@HUD.gov](mailto:Wayne_Eddins@HUD.gov); telephone (202) 708-2374. This is not a toll-free number. Copies of available documents may be obtained from Mr. Eddins and at HUD's Web site at <http://www5.hud.gov:63001/po/i/icbts/collectionsearch.cfm>.

[/www5.hud.gov:63001/po/i/icbts/collectionsearch.cfm](http://www5.hud.gov:63001/po/i/icbts/collectionsearch.cfm).

### FOR FURTHER INFORMATION CONTACT:

Lillian Deitzer, Information Technology Specialist, AYO, Department of Housing and Urban Development, 451 Seventh Street, SW., Washington, DC 20410; e-mail [Lillian\\_L\\_Deitzer@HUD.gov](mailto:Lillian_L_Deitzer@HUD.gov); telephone (202) 708-2374. This is not a toll-free number.

**SUPPLEMENTARY INFORMATION:** The Department will submit the proposed information collection to OMB for review, as required by the Paperwork Reduction Act of 1995 (44 U.S.C. Chapter 35, as amended).

This Notice is soliciting comments from members of the public and affecting agencies concerning the proposed collection of information to: (1) Evaluate whether the proposed collection of information is necessary for the proper performance of the functions of the agency, including whether the information will have practical utility; (2) Evaluate the accuracy of the agency's estimate of the burden of the proposed collection of information; (3) Enhance the quality, utility, and clarity of the information to be collected; and (4) Minimize the burden of the collection of information on those who are to respond; including through the use of appropriate automated collection techniques or other forms of information technology, e.g., permitting electronic submission of responses.

This Notice also lists the following information:

*Title of Proposal:* Contract and Subcontract Activity.

*OMB Control Number, if applicable:* 2535-pending.

*Description of the need for the information and proposed use:* Information will enable HUD to monitor and evaluate Minority Business Enterprise (MBE) activities against the total program activity and the designated MBE goals. Reports are submitted annually to Congress. This information collection combines two previously approved collections, OMB control numbers 2577-0088 and 2502-0355. OMB control number 2535-pending will now be used for this collection.

*Agency form numbers, if applicable:* HUD 2516.

*Estimation of the total number of hours needed to prepare the information collection including number of respondents, frequency of response, and hours of response:* An estimation of the total numbers of hours needed to prepare the information collection is 5,000, number of respondents is 5,000,

frequency of response is "annually," and the hours per response is 1 hour.

*Status of the proposed information collection:* Revision of a currently approved collection.

**Authority:** Section 3506 of the Paperwork Reduction Act of 1995, 44 U.S.C. Chapter 35, as amended.

Dated: August 4, 2004.

Wayne Eddins,

Departmental Reports Management Officer,  
Office of the Chief Information Officer.

[FR Doc. 04-18301 Filed 8-10-04; 8:45 am]

BILLING CODE 4210-72-P

## DEPARTMENT OF HOUSING AND URBAN DEVELOPMENT

[Docket No. FR-4907-N-26]

### Notice of Proposed Information Collection: Comment Request; Automated Clearing House (ACH) Program Application—Title I Insurance Charge Payments System

**AGENCY:** Office of the Assistant Secretary for Housing—Federal Housing Commissioner, HUD.

**ACTION:** Notice.

**SUMMARY:** The proposed information collection requirement described below will be submitted to the Office of Management and Budget (OMB) for review, as required by the Paperwork Reduction Act. The Department is soliciting public comments on the subject proposal.

**DATES:** *Comments Due Date:* October 12, 2004.

**ADDRESSES:** Interested persons are invited to submit comments regarding this proposal. Comments should refer to the proposal by name and/or OMB Control Number and should be sent to: Wayne Eddins, Reports Management Officer, Department of Housing and Urban Development, 451 7th Street, SW., L'Enfant Plaza Building, Room 8001, Washington, DC 20410 or [Wayne\\_Eddins@hud.gov](mailto:Wayne_Eddins@hud.gov).

### FOR FURTHER INFORMATION CONTACT:

Lester J. West, Director, Financial Operations Center, Department of Housing and Urban Development, 52 Corporate Circle, Albany, NY 12203, telephone (518) 464-4200 x4206 (this is not a toll free number) for copies of the proposed forms and other available information.

**SUPPLEMENTARY INFORMATION:** The Department is submitting the proposed information collection to OMB for review, as required by the Paperwork Reduction Act of 1995 (44 U.S.C. Chapter 35, as amended).

This Notice is soliciting comments from members of the public and affected agencies concerning the proposed collection of information to: (1) Evaluate whether the proposed collection is necessary for the proper performance of the functions of the agency, including whether the information will have practical utility; (2) Evaluate the accuracy of the agency's estimate of the burden of the proposed collection of information; (3) Enhance the quality, utility, and clarity of the information to be collected; and (4) Minimize the burden of the collection of information on those who are to respond; including the use of appropriate automated collection techniques or other forms of information technology, e.g., permitting electronic submission of responses.

This Notice also lists the following information:

*Title of Proposal:* Automated Clearing House (ACH) Program Application—Title I Insurance Charge Payments System.

*OMB Control Number, if applicable:* 2502-0512.

*Description of the need for the information and proposed use:*

This information collection is used to collect data to establish an electronic premium payment method for the Title I Program. This information collection is designed to process the collection of Title I insurance charges electronically in lieu of sending checks and other payment instruments by mail.

*Agency form numbers, if applicable:* HUD-56150.

*Estimation of the total numbers of hours needed to prepare the information collection including number of respondents, frequency of response, and hours of response:* The annual number of respondents is 750 for the Automated Clearing House Program Application. The estimated time required for each response is 15 minutes. The total estimated burden hours are 188.

*Status of the proposed information collection:* Extension of a currently approved collection.

**Authority:** Section 201.31 of the Title I Regulations, relating to payments of insurance charges, has been amended by the final rule that was established in the *Federal Register* at 60 FR 13854. This rule permits the Secretary to require Title I lenders to pay insurance charges through the ACH program.

Dated: August 4, 2004.

**Sean G. Cassidy,**  
General Deputy Assistant Secretary for Housing, Deputy Federal Housing Commissioner.

[FR Doc. 04-18367 Filed 8-10-04; 8:45 am]

BILLING CODE 4210-27-M

## DEPARTMENT OF HOUSING AND URBAN DEVELOPMENT

[Docket No. FR-4907-N-25]

### Notice of Proposed Information Collection: Comment Request Mortgagee's Certificate

**AGENCY:** Office of the Assistant Secretary for Housing-Federal Housing Commissioner, HUD.

**ACTION:** Notice.

**SUMMARY:** The proposed information collection requirement described below will be submitted to the Office of Management and Budget (OMB) for review, as required by the Paperwork Reduction Act. The Department is soliciting public comments on the subject proposal.

**DATES:** *Comments Due Date:* October 12, 2004.

**ADDRESSES:** Interested persons are invited to submit comments regarding this proposal. Comments should refer to the proposal by name and/or OMB Control Number and should be sent to: Wayne Eddins, Reports Management Officer, Department of Housing and Urban Development, 451 7th Street, SW., L'Enfant Plaza Building, Room 8003, Washington, DC 20410, or [WayneEddins@hud.gov](mailto:WayneEddins@hud.gov).

**FOR FURTHER INFORMATION CONTACT:** Michael McCullough, Director, Office of Multifamily Housing Development, Department of Housing and Urban Development, 451 7th Street SW., Washington, DC 20410, telephone (202) 708-1142, (this is not a toll-free number) for copies of the proposed forms and other available information.

**SUPPLEMENTARY INFORMATION:** The Department is submitting the proposed information collection to OMB for review, as required by the Paperwork Reduction Act of 1995 (44 U.S.C. Chapter 35, as amended).

This Notice is soliciting comments from members of the public and affected agencies concerning the proposed collection of information to: (1) Evaluate whether the proposed collection is necessary for the proper performance of the functions of the agency, including whether the information will have practical utility; (2) Evaluate the accuracy of the agency's estimate of the burden of the proposed collection of information; (3) Enhance the quality, utility, and clarity of the information to be collected; and (4) Minimize the burden of the collection of information on those who are to respond; including the use of appropriate automated collection techniques or other forms of

information technology, e.g., permitting electronic submission of responses.

This Notice also lists the following information:

*Title of Proposal:* Mortgagee's Certificate.

*OMB Control Number, if applicable:* 2502-0468.

*Description of the need for the information and proposed use:* HUD requires the mortgagee to submit Form HUD 2434, Mortgagee's Certificate, to assure that fees are within acceptable limits and the required escrows will be collected. HUD determines the reasonableness of the fees and uses the information in calculating the financial requirement for closing. The information is also used to determine allowable fees that will be collected from the mortgagor at closing.

*Agency form numbers, if applicable:* HUD-2434.

*Estimation of the total numbers of hours needed to prepare the information collection based on the number of respondents, frequency of response, and hours of response:* The estimated total number of burden hours needed to prepare the information collection is 825; the number of respondents is 1,100 generating approximately 1,100 annual responses; the frequency of response is on occasion; and the estimated time needed to prepare the response is 45 minutes.

*Status of the proposed information collection:* Reinstatement, without change, of a previously approved collection for which approval has expired.

**Authority:** The Paperwork Reduction Act of 1995, 44 U.S.C., Chapter 35, as amended.

Dated: August 4, 2004.

**Sean G. Cassidy,**  
General Deputy Assistant Secretary for Housing Deputy Federal Housing Commissioner.

[FR Doc. 04-18368 Filed 8-10-04; 8:45 am]

BILLING CODE 4210-27-M

## DEPARTMENT OF HOUSING AND URBAN DEVELOPMENT

[Docket No. FR-4907-N-24]

### Notice of Proposed Information Collection: Comment Request; Owner's Certification of Compliance with HUD Tenant Eligibility and Rent Procedures

**AGENCY:** Office of the Assistant Secretary for Housing-Federal Housing Commissioner, HUD.

**ACTION:** Notice.

**SUMMARY:** The proposed information collection requirement described below



will be submitted to the Office of Management and Budget (OMB) for review, as required by the Paperwork Reduction Act. The Department is soliciting public comments on the subject proposal.

**DATES:** *Comments Due Date:* October 12, 2004.

**ADDRESSES:** Interested persons are invited to submit comments regarding this proposal. Comments should refer to the proposal by name and/or OMB Control Number and should be sent to: Wayne Eddins, Reports Management Officer, Department of Housing and Urban Development, 451 7th Street, SW., L'Enfant Plaza Building, Room 8003, Washington, DC 20410 or [Wayne.Eddins@hud.gov](mailto:Wayne.Eddins@hud.gov).

**FOR FURTHER INFORMATION CONTACT:** Lanier M. Hylton, Director, Officer of Housing Assistance Contract Administration Oversight, Department of Housing and Urban Development, 4561 7th Street, SW., Washington, DC 20410, telephone (202) 708-2866 (this is not a toll free number) for copies of the proposed forms and other available information.

**SUPPLEMENTARY INFORMATION:** The Department is submitting the proposed information collection to OMB for review, as required by the Paperwork Reduction Act of 1995 (44 U.S.C. Chapter 35, as amended).

This Notice is soliciting comments from members of the public and affected agencies concerning the proposed collection of information to: (1) Evaluate whether the proposed collection is necessary for the proper performance of the functions of the agency, including whether the information will have practical utility; (2) Evaluate the accuracy of the agency's estimate of the burden of the proposed collection of information; (3) Enhance the quality, utility, and clarity of the information to be collected; and (4) Minimize the burden of the collection of information on those who are to respond; including the use of appropriate automated collection techniques or other forms of information technology, e.g., permitting electronic submission of responses.

This Notice also lists the following information:

*Title of Proposal:* Owner's Certification of Compliance with HUD Tenant Eligibility and Rent Procedures.

*OMB Control Number, if applicable:* 2502-0204.

*Description of the need for the information and proposed use:* These data elements are needed to comply with Federal statutes and regulations that: (1) Establish policies to who may

be admitted to subsidized housing; (2) specify which eligible applicants may be given priority over others; (3) prohibit discrimination in conjunction with selection of tenants and unit (4) specify how tenants' incomes and rents must be compiled; and (5) require Annual Reports to Congress and the public on the race/ethnicity and gender composition of HUD program beneficiaries.

*Agency form numbers, if applicable:* Automated printouts 27061, 9887, 9887-A.

*Estimation of the total numbers of hours needed to prepare the information collection including number of respondents, frequency of response, and hours of response:* The estimated number of burden hours needed to prepare the information collection is 2,108,052 the number of respondents is 2,210,139 generating approximately 2,210,139 annual responses; the frequency of response is on occasion; and the estimated time needed to prepare the response 0.9 hours.

*Status of the proposed information collection:* Extension of a currently approved collection

**Authority:** The Paperwork Reduction Act of 1995, 44 U.S.C., Chapter 35, as amended.

Dated: July 30, 2004.

**Sean G. Cassidy,**  
General Deputy Assistant Secretary for  
Housing Deputy Federal Housing  
Commissioner.

[FR Doc. 04-18369 Filed 8-10-04; 8:45 am]

BILLING CODE 4210-27-M

## DEPARTMENT OF THE INTERIOR

### Office of the Secretary

#### Sunshine Act; Meetings

**TIME AND DATE:** 8:30 a.m. to 5:30 p.m. EST, September 14 and 15, 2004.

**PLACE:** Eden Roc Hotel, Miami Beach, Florida.

**STATUS:** The Department of the Interior, as co-chair with the Department of Commerce, on behalf of the U.S. Coral Reef Task Force, announces a public meeting of the Task Force.

**MATTERS TO BE CONSIDERED:** Updates on implementation of Local Action Strategies, pending items from the last meeting, and public comments on coral reef issues generally. The agenda will be available from the contact person below and published on the Task Force web site at <http://www.coralreef.gov> when finalized.

**REGISTRATION AND EXHIBITS:** There is no charge to attend this meeting. Space is also available for those desiring to have

exhibits. Registration information for attendance and for exhibits, along with information on rooms, parking and related items, is available on the Task Force web site noted above. Exhibits must be registered well in advance of the meeting.

**CONTACT PERSON FOR MORE INFORMATION:** Those desiring to obtain additional information should contact Dajuana Blackmon at the office of the Assistant Secretary for Fish and Wildlife Parks, Department of the Interior, 1849 C Street NW., MS-MIB-3156, Attn: CRTF, Washington, DC 20240, telephone 202-208-3928, e-mail [Dajuana.Blackmon@ios.doi.gov](mailto:Dajuana.Blackmon@ios.doi.gov).

**PUBLIC COMMENTS:** Written statements of any length may be submitted to the Task Force through the above address, or delivered to the Task Force staff at the meeting. Those desiring to testify before the Task Force should register to do so through the above contact person, or upon arrival at the meeting September 14, and should plan on summarizing their actual statements in 3 or 4 minutes due to the large number of anticipated witnesses. All written statements will be considered in their entirety. Wherever possible, those with similar viewpoints or messages are encouraged to make joint statements. Testimony will be received on the afternoon of September 14.

Dated: August 6, 2004.

**Paul Hoffman,**  
Acting Assistant Secretary for Fish and  
Wildlife and Parks.

[FR Doc. 04-18428 Filed 8-9-04; 8:55 am]

BILLING CODE 4312-52-P

## DEPARTMENT OF THE INTERIOR

### Office of Surface Mining Reclamation and Enforcement

#### Notice of Proposed Information Collection for 1029-0024 and 1029-0113

**AGENCY:** Office of Surface Mining Reclamation and Enforcement.

**ACTION:** Notice and request for comments.

**SUMMARY:** In compliance with the Paperwork Reduction Act of 1995, the Office of Surface Mining Reclamation and Enforcement (OSM) is announcing that the information collection requests for the Procedures and Criteria for Approval or Disapproval of State Program Submissions, 30 CFR Part 732; and General Reclamation Requirements, 30 CFR Part 874, have been forwarded to the Office of Management and Budget (OMB) for review and comment. The

information collection requests describe the nature of the information collections and their expected burden and cost.

**DATES:** OMB has up to 60 days to approve or disapprove the information collection but may respond after 30 days. Therefore, public comments should be submitted to OMB by September 10, 2004, in order to be assured of consideration.

**FOR FURTHER INFORMATION CONTACT:** To request a copy of either information collection request, explanatory information and related form, contact John A. Trelease at (202) 208-2783. You may also contact Mr. Trelease at [jtreleas@osmre.gov](mailto:jtreleas@osmre.gov).

**SUPPLEMENTARY INFORMATION:** OMB regulations at 5 CFR 1320, which implement provisions of the Paperwork Reduction Act of 1995 (Pub. L. 104-13), require that interested members of the public and affected agencies have an opportunity to comment on information collection and recordkeeping activities [see 5 CFR 1320.8(d)]. OSM has submitted two requests to OMB to renew its approval for the collections of information found at 30 CFR Parts 732 and 874. OSM is requesting a 3-year term of approval for these information collection activities.

An agency may not conduct or sponsor, and a person is not required to respond to, a collection of information unless it displays a currently valid OMB control number. The OMB control numbers for these collections of information are 1029-0024 for Part 732 and 1029-0113 for Part 874, and may be found in OSM's regulations at 732.10 and 874.10.

As required under 5 CFR 1320.8(d), a **Federal Register** notice soliciting comments on the collections of information for Parts 732 and 874 was published on March 31, 2004 (69 FR 16954). No comments were received from that notice. This notice provides the public with an additional 30 days in which to comment on the following information collection activities:

**Title:** Procedures and Criteria for Approval or Disapproval of State Program Submissions, 30 CFR Part 732.

**OMB Control Number:** 1029-0024.

**Summary:** Part 732 establishes the procedures and criteria for approval and disapproval of State program submissions. The information submitted is used to evaluate whether State regulatory authorities are meeting the provisions of their approved programs.

**Bureau Form Number:** None.

**Frequency of Collection:** Once, quarterly and annually.

**Description of Respondents:** 24 State regulatory authorities.

**Total Annual Responses:** 51.

**Total Annual Burden Hours:** 6,453.

**Title:** General Reclamation Requirements, 30 CFR Part 874.

**OMB Control Number:** 1029-0113.

**Summary:** Part 874 establishes land and water eligibility requirements, reclamation objectives and priorities and reclamation contractor responsibility. 30 CFR 874.17 requires consultation between the AML agency and the appropriate Title V regulatory authority on the likelihood of removing the coal under a Title V permit and concurrences between the AML agency and the appropriate Title V regulatory authority on the AML project boundary and the amount of coal that would be extracted under the AML reclamation project.

**Bureau Form Number:** None.

**Frequency of Collection:** Once.

**Description of Respondents:** 16 State regulatory authorities and Indian tribes.

**Total Annual Responses:** 16.

**Total Annual Burden Hours:** 1,168.

Send comments on the need for the collections of information for the performance of the functions of the agency; the accuracy of the agency's burden estimates; ways to enhance the quality, utility and clarity of the information collections; and ways to minimize the information collection burden on respondents, such as use of automated means of collection of the information, to the following address. Please refer to the appropriate OMB control number in all correspondence.

**ADDRESSES:** Submit comments to the Office of Information and Regulatory Affairs, Office of Management and Budget, Attention: Department of Interior Desk Officer, by telefax at (202) 395-6566 or via e-mail to [OIRA\\_Docket@omb.eop.gov](mailto:OIRA_Docket@omb.eop.gov). Also, please send a copy of your comments to John A. Trelease, Office of Surface Mining Reclamation and Enforcement, 1951 Constitution Ave, NW, Room 210-SIB, Washington, DC 20240, or electronically to [jtreleas@osmre.gov](mailto:jtreleas@osmre.gov).

Dated: June 15, 2004.

**Sarah E. Donnelly,**

Acting Chief, Division of Regulatory Support.  
[FR Doc. 04-18348 Filed 8-10-04; 8:45 am]

BILLING CODE 4310-05-M

## INTERNATIONAL TRADE COMMISSION

[Investigation No. 332-461]

### Air and Noise Pollution Abatement Services: An Examination of U.S. and Foreign Markets

**AGENCY:** International Trade Commission.

**ACTION:** Institution of investigation and scheduling of public hearing.

**DATES:** Effective August 4, 2004.

**SUMMARY:** Following receipt of a request on July 12, 2004 from the United States Trade Representative (USTR), the Commission instituted investigation No. 332-461, Air and Noise Pollution Abatement Services: An Examination of U.S. and Foreign Markets, under section 332(g) of the Tariff Act of 1930 (19 U.S.C. 1332(g)).

**FOR FURTHER INFORMATION CONTACT:** Information specific to this investigation may be obtained from Jennifer Baumert, Project Leader (202-204-3450; [jennifer.baumert@usitc.gov](mailto:jennifer.baumert@usitc.gov)), Eric Forden, Deputy Project Leader, (202-205-3235; [eric.forden@usitc.gov](mailto:eric.forden@usitc.gov)), or Richard Brown, Chief, Services and Investment Division (202-205-3438; [richard.brown@usitc.gov](mailto:richard.brown@usitc.gov)), Office of Industries, U.S. International Trade Commission, Washington, DC, 20436. For information on the legal aspects of this investigation, contact William Gearhart of the Office of the General Counsel (202-205-3091; [willam.gearhart@usitc.gov](mailto:willam.gearhart@usitc.gov)). Hearing impaired individuals are advised that information on this matter can be obtained by contacting the TDD terminal on (202)-205-1810.

**Background:** As requested by the USTR, the Commission's report will, to the extent possible, (1) provide an overview of foreign and domestic markets for air and noise pollution abatement services; (2) examine trade and investment in air and noise pollution abatement services markets, including barriers affecting such trade and investment, if any; and (3) if possible, discuss existing regulatory practices that generate demand for the subject services. USTR has requested that the Commission's study include examples from both developed- and developing-country markets. In addition, the USTR has asked the Commission to include examples—as appropriate—from those economies with which the United States has established, or is in the process of negotiating, a free trade arrangement. To the extent possible, the Commission is also requested to present information on

trade and market conditions for those goods related to the subject environmental services. For the purpose of this study, air and noise pollution abatement services are defined to include control services of indoor or outdoor air pollution originating from stationary or mobile sources; services related to the trade of air pollution emission rights; services related to the monitoring, assessment, or control of acid rain; services related to the study of the relationship between air pollution and climate; noise pollution abatement and control services; testing and monitoring of air or noise pollution; and other services incidental to air and noise pollution abatement.

The USTR asked that the Commission furnish its report by April 1, 2005, and that the Commission make the report available to the public in its entirety.

The USTR letter also requests an investigation on renewable energy services. In response, the Commission has instituted Investigation No. 332-462, Renewable Energy Services: An Examination of U.S. and Foreign Markets, which is due to the USTR on October 1, 2005.

**Public Hearing:** A public hearing in connection with the investigation will be held at the U.S. International Trade Commission Building, 500 E Street SW., Washington, DC, beginning at 9:30 a.m. on October 20, 2004. All persons shall have the right to appear, by counsel or in person, to present information and to be heard. Requests to appear at the public hearing should be filed with the Secretary, United States International Trade Commission, 500 E Street SW., Washington, DC 20436, no later than 5:15 p.m., October 5, 2004. Any prehearing briefs (original and 14 copies) should be filed not later than 5:15 p.m., October 7, 2004; the deadline for filing post-hearing briefs or statements is 5:15 p.m., November 4, 2004. In the event that, as of the close of business on October 5, 2004, no witnesses are scheduled to appear at the hearing, the hearing will be canceled. Any persons interested in attending the hearing as an observer or non-participant may call the Secretary of the Commission (202-205-1806) after October 5, 2004, for information concerning whether the hearing will be held.

**Written Submissions:** In lieu of or in addition to participating in the hearing, interested parties are invited to submit written statements (original and 14 copies) concerning the matters to be addressed by the Commission in its report on this investigation. Commercial or financial information that a submitter desires the Commission to treat as

confidential must be submitted on separate sheets of paper, each clearly marked "Confidential Business Information" at the top. All submissions requesting confidential treatment must conform with the requirements of section § 201.6 of the Commission's Rules of Practice and Procedure (19 CFR 201.6). All written submissions, except for confidential business information, will be made available in the Office of the Secretary to the Commission for inspection by interested parties. The Commission will not include any confidential business information in the report it sends to the USTR. To be assured of consideration by the Commission, written statements relating to the Commission's report should be submitted to the Commission at the earliest practical date and should be received no later than the close of business on November 4, 2004. All submissions should be addressed to the Secretary, United States International Trade Commission, 500 E Street SW., Washington, DC 20436. The Commission's rules do not authorize filing submissions with the Secretary by facsimile or electronic means, except to the extent permitted by section 201.8 of the Commission's Rules of Practice and Procedure (19 CFR 201.8) (see Handbook for Electronic Filing Procedures, [ftp://ftp.usitc.gov/pub/reports/electronic\\_filing\\_handbook.pdf](ftp://ftp.usitc.gov/pub/reports/electronic_filing_handbook.pdf)). Persons with questions regarding electronic filing should contact the Secretary (202-205-2000 [edis@usitc.gov](mailto:edis@usitc.gov)).

Persons with mobility impairments who will need special assistance in gaining access to the Commission should contact the Office of the Secretary at 202-205-2000. General information concerning the Commission may also be obtained by accessing its Internet server (<http://www.usitc.gov>).

#### List of Subjects

WTO, GATS, air and noise pollution abatement services.

Issued: August 5, 2004.

By order of the Commission.

**Marilyn R. Abbott,**

Secretary to the Commission.

[FR Doc. 04-18315 Filed 8-10-04; 8:45 am]

BILLING CODE 7020-02-P

## INTERNATIONAL TRADE COMMISSION

[Investigation No. 332-462]

### Renewable Energy Services: An Examination of U.S. and Foreign Markets

**AGENCY:** International Trade Commission.

**ACTION:** Institution of investigation and scheduling of public hearing.

**DATES:** Effective August 3, 2004.

**SUMMARY:** Following receipt of a request on July 12, 2004 from the United States Trade Representative (USTR), the Commission instituted investigation No. 332-462, Renewable Energy Services: An Examination of U.S. and Foreign Markets, under section 332(g) of the Tariff Act of 1930 (19 U.S.C. 1332(g)).

#### FOR FURTHER INFORMATION CONTACT:

Information specific to this investigation may be obtained from Lisa Ferens, Project Leader (202-205-3486; [lisa.ferens@usitc.gov](mailto:lisa.ferens@usitc.gov)), Jennifer Baumert, Deputy Project Leader, (202-205-3450; [jennifer.baumert@usitc.gov](mailto:jennifer.baumert@usitc.gov)), or Richard Brown, Chief, Services and Investment Division (202-205-3438; [richard.brown@usitc.gov](mailto:richard.brown@usitc.gov)), Office of Industries, U.S. International Trade Commission, Washington, DC, 20436. For information on the legal aspects of this investigation, contact William Gearhart of the Office of the General Counsel (202-205-3091; [willam.gearhart@usitc.gov](mailto:willam.gearhart@usitc.gov)). Hearing impaired individuals are advised that information on this matter can be obtained by contacting the TDD terminal on (202) 205-1810.

**Background:** As requested by the USTR, the Commission's report will, to the extent possible, (1) provide an overview of foreign and domestic markets for renewable energy services; (2) examine trade and investment in renewable energy services markets, including barriers affecting such trade and investment, if any; and (3) if possible, discuss existing regulatory practices that generate demand for the subject services. USTR has requested that the Commission's study include examples from both developed- and developing-country markets. In addition, the USTR has asked the Commission to include examples—as appropriate—from those economies with which the United States has established, or is in the process of negotiating, free trade arrangements. To the extent possible, the Commission is also requested to present information on trade and market conditions for those goods related to the subject renewable

energy services. For the purpose of this study, renewable energy services are defined to include: the use of renewable power sources—including wind, solar energy, biomass fuels, tidal energy, and geothermal energy—in heating or electricity generation; the sale of renewability energy; geological analysis, resource assessment, and other services incidental to the evaluation, planning, or siting of a renewable energy project or facility; design, construction, and installation services for renewable energy equipment and facilities; the operation, management, and monitoring of renewable energy projects or facilities; decommissioning services; services incidental to the issuance of renewable energy certificates; research and development services related to renewable energy; and other services incidental to the development and use of renewable power sources.

The USTR asked that the Commission furnish its report by October 1, 2005, and that the Commission make the report available to the public in its entirety.

**Public Hearing:** A public hearing in connection with the investigation will be held at the U.S. International Trade Commission Building, 500 E Street SW., Washington, DC, beginning at 9:30 a.m. on April 19, 2005. All persons shall have the right to appear, by counsel or in person, to present information and to be heard. Requests to appear at the public hearing should be filed with the Secretary, United States International Trade Commission, 500 E Street SW., Washington, DC 20436, no later than 5:15 p.m., April 5, 2005. Any prehearing briefs (original and 14 copies) should be filed not later than 5:15 p.m., April 7, 2005; the deadline for filing post-hearing briefs or statements is 5:15 p.m., May 5, 2005. In the event that, as of the close of business on April 5, 2005, no witnesses are scheduled to appear at the hearing, the hearing will be canceled. Any persons interested in attending the hearing as an observer or non-participant may call the Secretary of the Commission (202-205-1806) after April 5, 2005, for information concerning whether the hearing will be held.

**Written Submissions:** In lieu of or in addition to participating in the hearing, interested parties are invited to submit written statements (original and 14 copies) concerning the matters to be addressed by the Commission in its report on this investigation. Commercial or financial information that a submitter desires the Commission to treat as confidential must be submitted on separate sheets of paper, each clearly marked "Confidential Business Information" at the top. All submissions

requesting confidential treatment must conform with the requirements of section § 201.6 of the Commission's Rules of Practice and Procedure (19 CFR 201.6). All written submissions, except for confidential business information, will be made available in the Office of the Secretary to the Commission for inspection by interested parties. The Commission will not include any confidential business information in the report it sends to the USTR. To be assured of consideration by the Commission, written statements relating to the Commission's report should be submitted to the Commission at the earliest practical date and should be received no later than the close of business on May 5, 2005. All submissions should be addressed to the Secretary, United States International Trade Commission, 500 E Street SW., Washington, DC 20436. The Commission's rules do not authorize filing submissions with the Secretary by facsimile or electronic means, except to the extent permitted by section 201.8 of the Commission's Rules of Practice and Procedure (19 CFR 201.8) (see Handbook for Electronic Filing Procedures, [ftp://ftp.usitc.gov/pub/reports/electronic\\_filing\\_handbook.pdf](ftp://ftp.usitc.gov/pub/reports/electronic_filing_handbook.pdf)). Persons with questions regarding electronic filing should contact the Secretary (202-205-2000 [edis@usitc.gov](mailto:edis@usitc.gov)).

Persons with mobility impairments who will need special assistance in gaining access to the Commission should contact the Office of the Secretary at 202-205-2000. General information concerning the Commission may also be obtained by accessing its Internet server (<http://www.usitc.gov>).

#### List of Subjects

WTO, GATS, renewable energy services.

Issued: August 5, 2004.

By order of the Commission.

**Marilyn R. Abbott,**

Secretary to the Commission.

[FR Doc. 04-18314 Filed 8-10-04; 8:45 am]

BILLING CODE 7020-02-P

## DEPARTMENT OF JUSTICE

### Notice of Lodging of Consent Decree Under the Comprehensive Environmental Response, Compensation and Liability Act

In accordance with 28 U.S.C. 50.7 and Section 122 of the Comprehensive Environmental Response, Compensation and Liability Act ("CERCLA"), 42 U.S.C. 9622, notice is hereby given that on July

14, 2004, a proposed consent decree in the action of *United States v. 3M Company, et al.*, C.A. No. 2:04-cv-3331 (HAA), was lodged with the United States District Court for the District of New Jersey. The Consent Decree resolves the claims of the United States against the defendants in this action for implementation of the fill area remedy ("Operable Unit Two") at the Scientific Chemical Processing ("SCP")—Carlstadt Superfund Site located in Carlstadt, New Jersey ("Site") and for reimbursement of past response costs relating to the Site.

The Complaint in this action alleges that the defendants are liable to the United States under Sections 106 and 107 of the Comprehensive Environmental Response, Compensation and Liability Act ("CERCLA"), 42 U.S.C. 9606, 9607, as generators and/or transporters of materials containing hazardous substances that were disposed of at the Site. The defendants in this action are:

3M Company; Air Products and Chemicals, Inc.; Akzo Nobel Coatings, Inc.; Altje, Inc.; American Cyanamid—Lederle Labs—Shulton, Inc.; American Standard Companies; Ashland Inc.; ATOFINA Chemicals, Inc.; BASF Corporation; Bayer Chemicals Corporation; Bee Chemical Company; Benjamin Moore & Co.; Ber Mar Manufacturing Corp.; Borden Chemical, Inc.; Bristol-Myers Squibb Company; Browning-Ferris Industries of New Jersey; Chemcoat Inc.; Chemical Pollution Control, Inc. of NY; Ciba Specialty Chemicals Corporation; CNA Holdings, Inc.; Congoleum Corporation; Crown Beverage Packaging Company, Inc.; Cycle Chem, Inc.; Dri Print Foils, Inc.; DuPont Company; Exxon Mobil Corporation; ExxonMobile Oil Corporation; General Electric Company; General Motors Corporation; Hoffmann-La Roche, Inc.; Honeywell International Inc.; ISP Environmental Services Inc.; John L. Armitage & Co.; Johnson & Johnson; Kirker Enterprises, Inc.; L.E. Carpenter & Company; Lucent Technologies Inc.; Mack Trucks, Inc.; Magid Corp.; Mallinckrodt Baker, Inc.; Manor Care of American, Inc.; Manor Care Health Services, Inc.; Marisol, Inc.; Merck & Co., Inc.; Monroe Chemical, Inc.; Nepera, Inc.; New England Laminates Co., Inc.; Northrop Grumman Systems Corporation; Occidental Chemical Corporation; PAXAR Corporation; Permacel, Inc.; Pfizer Inc.; Pharmacia Corporation; Portfolio One, Inc.; Revlon Consumer Products Corporation; Roche Vitamins Inc.; Rohm and Haas Company; Schenectady International, Inc.; Seagrave Coatings Corp. (NJ); Siegfried (USA), Inc.; Simon Wrecking Company, Inc.; SmithKline Beecham Corporation; Technical Coatings Co.; The Continental Group Inc.; The Dow Chemical Company; The Warner Lambert Co., LLC; Union Carbide Corporation; United Technologies Corporation; and VIACOM Inc.

Under the proposed Consent Decree, the settling defendants will reimburse to

EPA \$1,149,902 of its past costs at this Site, plus interest from January 7, 2003, and will perform the Operable Unit Two remedial action. The Operable Unit Two remedial action includes the treatment and stabilization of a hot spot area, the installation of a landfill cap over the fill area, improvement of the existing groundwater recovery system, and institutional controls. The cost of the performance of the Operable Unit Two remedial action will be financed in part from proceeds of a previous settlement with *de minimis* potentially responsible parties relating to the Site and in part by the defendants participating in this Consent Decree.

The Department of Justice will receive, for a period of thirty (30) days from the date of this publication, written comments relating to the proposed Consent Decree. Comments should be addressed to the Assistant Attorney General, Environment and Natural Resources Division, P.O. Box 7611, U.S. Department of Justice, Washington, DC 20044-7611, and should refer to *United States v. 3M Company, et al.*, DOJ Ref. #09-11-12-495/1. In addition, because the Consent Decree includes a covenant not to sue the settling defendants under Section 7003 of the Resource Conservation and Recovery Act, 42 U.S.C. 6973, the United States will provide an opportunity for a public meeting in the affected area, if requested within the thirty (30) day public comment period. See 42 U.S.C. 6973(d).

The proposed Consent Decree may be examined at the Office of the United States Attorney for the District of New Jersey, 970 Broad Street, Room 400, Newark, New Jersey 07102, and at the U.S. Environmental Protection Agency, Region II, office, 290 Broadway, New York, New York 10007. During the public comment period, the Consent Decree may also be examined on the following Department of Justice Web site: <http://www.usdoj.gov/enrd/open.html>. A copy of the Consent Decree, with or without appendices, may also be obtained by mail from the Consent Decree Library, PO Box 7611, Washington, DC 20044-7611, or by faxing or e-mailing a request to Tonia Fleetwood ([tonia.fleetwood@usdoj.gov](mailto:tonia.fleetwood@usdoj.gov)), fax no. (202) 514-0097, phone confirmation number (202) 514-1547. In requesting a copy from the Consent Decree Library, please enclose a check in the amount of \$29.75 (25 cents per page reproduction costs) for the Consent Decree, without appendices, or \$107.00 (25 cents per page reproduction costs) for the Consent Decree, with

appendices, payable to the U.S. Treasury.

**Ronald G. Gluck,**

*Assistant Section Chief, Environmental Enforcement Section, Environment and Natural Resources Division.*

[FR Doc. 04-18399 Filed 8-10-04; 8:45 am]

BILLING CODE 4410-15-M

## DEPARTMENT OF JUSTICE

### Notice of Lodging of Consent Decree Pursuant to the Clean Water Act

In accordance with Departmental Policy, 28 CFR 50.7, notice is hereby given that a consent decree resolving the liability of Hyponex Corporation in *United States of America v. Hyponex Corp.*, Civil Action No. 92-1940 (D.N.J.), was lodged with the United States District Court for the District of New Jersey on July 6, 2004.

The proposed consent decree concerns alleged violations of the Clean Water Act, 33 U.S.C. 1311, resulting from the unauthorized discharge of dredged or fill materials into waters of the United States at a location in Hampton Township, Sussex County, New Jersey (the "Site"). The consent decree enjoins Hyponex Corporation from discharging dredged or fill material into waters of the United States at the Site. The consent decree further requires that Hyponex Corporation: (a) Implement a restoration plan to restore wetlands damaged by the unauthorized discharges at the Site and to enhance other wetlands at the Site; (b) pay a civil penalty of \$50,000; (c) place a conservation easement on over 1,000 acres of land at the Site, which includes all wetlands at the Site, and transfer that property to an organization approved by the Corps of Engineers for the purpose of permanently protecting and managing the transferred property in an undeveloped state, consistent with the function and values of the wetlands at the Site; and (d) pay \$125,000 to establish a fund to be used by the holder of the conservation easement for the purpose of overseeing the preservation and maintenance of the 1,000-plus acre period. The consent decree also requires that Hyponex Corporation dismiss with prejudice all claims and counterclaims which have been or could have been asserted against the United States with regard to the Site.

The Department of Justice will receive written comments relating to the proposed consent decree for a period of thirty (30) days from the date of publication of this notice. Comments should be addressed to the Assistant Attorney General, Environment and

Natural Resources Division, United States Department of Justice, Attention: Michael J. Zevenbergen, Attorney, Environmental Defense Section, Seattle Field Office, c/o NOAA/Damage Assessment, 7600 Sand Point Way NE, Seattle, WA 98115, and should refer to *United States of America v. Hyponex Corp.*, DJ Reference No. 90-5-1-1-3685.

The proposed consent decree may be examined at the Clerk's Office, United States District Court, Martin Luther King Federal Building and Courthouse, 50 Walnut Street, Newark, NJ 07102.

**Letitia J. Grishaw,**

*Chief, Environmental Defense Section, Environment and Natural Resources Division, Department of Justice.*

[FR Doc. 04-18400 Filed 8-10-04; 8:45 am]

BILLING CODE 4410-15-M

## DEPARTMENT OF JUSTICE

### Notice of Lodging of Consent Decree Pursuant to the Comprehensive Environmental Response Compensation and Liability Act ("CERCLA")

Pursuant to section 122(d) of CERCLA, 42 U.S.C. 9622(d), and 28 CFR 50.7 notice is hereby given that on August 2, 2004, a proposed Consent Decree in *United States v. Izzo Group, Inc., and Pasco Izzo, Sr.*, Civ. No. 1:04-CV-11689 (GAO), was lodged with the United States District Court for the District of Massachusetts.<sup>1</sup>

In this action the United States, on behalf of the United States Environmental Protection Agency ("EPA"), seeks cost recovery with respect to the Cohen Property Superfund Site ("Site"), located in the City of Taunton, Massachusetts, pursuant to the Comprehensive Environmental Response, Compensation and Liability Act against Izzo Group, Inc., and Pasco Izzo, Sr. (the "Settling Parties"). Under the terms of the proposed settlement, the Settling Parties will pay \$100,000, plus interest, to reimburse the United States for costs incurred by EPA at the site. This settlement amount is based on the Settling Parties' limited ability to pay the full amount of EPA's unreimbursed response costs. The proposed settlement also provides for payment of approximately \$2 million by the United States, on behalf of the United States Department of Defense, in reimbursement of EPA's response costs incurred at the Site.

The Department of Justice will receive, for a period of thirty (30) days from the date of this publication, written comments relating to the

proposed Consent Decree. Comments should be addressed to the Assistant Attorney General, Environment and Natural Resources Division, P.O. Box 7611, U.S. Department of Justice, Washington, DC 20044-7611, and should refer to *United States v. Izzo Group, Inc.*, et al., DOJ Ref. #90-11-21245/1.

The proposed Consent Decree may be examined at the Office of the United States Attorney for the District of Massachusetts, Office of the United States Attorney, 1 Courthouse Way, Suite 9200, Boston, MA, 02210, and at the U.S. Environmental Protection Agency, Region I, 1 Congress Street, Suite 1100, Boston, MA 02114. During the public comment period, the Consent Decree may also be examined on the following Department of Justice Web site: <http://www.usdoj.gov/enrd/open.html>. A copy of the Consent Decree may be also be obtained by mail from the Consent Decree Library, P.O. Box 7611, Washington, DC 20044-7611, or by faxing or e-mailing a request to Tonia Fleetwood ([tonia.fleetwood@usdoj.gov](mailto:tonia.fleetwood@usdoj.gov)), fax no. (202) 514-0097, phone confirmation number (202) 514-1547. In requesting a copy from the Consent Decree Library, please enclose a check in the amount of \$5.25 (25 cents per page reproduction costs) for the Consent Decree payable to the U.S. Treasury.

**Ronald G. Gluck,**

*Assistant Section Chief, Environmental Enforcement Section, Environment and Natural Resources Division.*

[FR Doc. 04-18397 Filed 8-10-04; 8:45 am]

BILLING CODE 4410-15-M

## DEPARTMENT OF JUSTICE

### Notice of Lodging of a Consent Decree Under the Comprehensive Environmental Response, Compensation and Liability Act

Under 28 CFR 50.7, notice is hereby given that on July 29, 2004, a proposed Consent Decree in *United States v. Mallinckrodt, Inc. et al.*, Civil Action No. 4:02CV1488 was lodged with the United States District Court for the Eastern District of Missouri.

In this action the United States sought response costs relating to response actions by the Environmental Protection Agency ("EPA") at the Great Lakes Container Corporation Superfund Site in St. Louis, Missouri. The Site is a former drum reclamation facility contaminated primarily with lead and polychlorinated biphenyls ("PCBs"). The settling defendant, Indopco, Inc., f/k/a National Starch and Chemical

Corporation ("National Starch"), sent drums to the facility and thereby contributed small or unknown amounts of lead to the Site. In the proposed consent decree, the settling defendant has agreed to reimburse EPA \$45,713.12 in past response costs. In return, the United States covenants not to sue National Starch for its liability related to lead contamination at the Site.

The Department of Justice will receive for a period of thirty (30) days from the date of this publication comments relating to the Consent Decree. Comments should be addressed to the Assistant Attorney General, Environment and Natural Resources Division, P.O. Box 7611, U.S. Department of Justice, Washington, DC 20044-7611, and should refer to *United States v. Mallinckrodt, Inc. et al.* Consent Decree D.J. Ref. 90-11-3-07280.

The Consent Decree may be examined at the Office of the United States Attorney, Eastern District of Missouri, 111 10th Street, St. Louis, MO 63102 and at U.S. EPA Region VII, U.S. EPA, Region VII, 901 N. 5th Street, Kansas City, KS 66101. (913) 551-7559. During the public comment period, the Consent Decree may also be examined on the following Department of Justice website, <http://www.usdoj.gov/enrd/open.html>. A copy of the Consent Decree may also be obtained by mail from the Consent Decree Library, P.O. Box 7611, U.S. Department of Justice, Washington, DC 20044-7611 or by faxing or e-mailing a request to Tonia Fleetwood ([tonia.fleetwood@usdoj.gov](mailto:tonia.fleetwood@usdoj.gov)), fax number (202) 514-0097, phone confirmation number (202) 514-1547. In requesting a copy from the Consent Decree Library, please enclose a check in the amount of \$4.75 (25 cents per page reproduction cost) payable to the U.S. Treasury.

**Catherine R. McCabe,**

*Deputy Chief, Environmental Enforcement Section, Environment and Natural Resources Division.*

[FR Doc. 04-18398 Filed 8-10-04; 8:45 am]

BILLING CODE 4410-15-M

## DEPARTMENT OF JUSTICE

### Office of Justice Programs

#### Agency Information Collection Activities: Proposed Collection; Comments Requested

**ACTION:** 60-Day Notice of Information Collection Under Review: National Survey of Supervised Visitation and Safe Exchange Programs.

The Department of Justice (DOJ), Office of Justice Programs, Office on Violence Against Women, has submitted the following information collection request to the Office of Management and Budget (OMB) for review and approval in accordance with the Paperwork Reduction Act of 1995. The proposed information collection is published to obtain comments from the public and affected agencies. Comments are encouraged and will be accepted for "sixty days" until October 12, 2004. This process is conducted in accordance with 5 CFR 1320.10.

If you have comments especially on the estimated public burden or associated response time, suggestions, or need a copy of the proposed information collection instrument with instructions or additional information, please contact Cynthia J. Schwimer, Comptroller, (202) 307-0623, Office of Justice Programs, U.S. Department of Justice, 810 Seventh Street NW., Washington, DC 20531.

Written comments and suggestions from the public and affected agencies concerning the proposed collection of information are encouraged. Your comments should address one or more of the following four points:

- Evaluate whether the proposed collection of information is necessary for the proper performance of the functions of the agency, including whether the information will have practical utility;
- Evaluate the accuracy of the agencies estimate of the burden of the proposed collection of information, including the validity of the methodology and assumptions used;
- Enhance the quality, utility, and clarity of the information to be collected; and
- Minimize the burden of the collection of information on those who are to respond, including through the use of appropriate automated, electronic, mechanical, or other technological collection techniques or other forms of information technology, e.g., permitting electronic submission of responses.

#### Overview of This Information Collection

- (1) *Type of Information Collection:* New collection.
- (2) *Title of the Form/Collection:* National Survey of Supervised Visitation and Safe Exchange Programs.
- (3) *Agency form number, if any, and the applicable component of the Department of Justice sponsoring the collection:* Form Number: None. U.S. Department of Justice, Office of Justice,

Programs, Office on Violence Against Women.

(4) *Affected public who will be asked or required to respond, as well as a brief abstract:* Primary: The affected public includes the approximately 500 supervised visitation and safe exchange programs who include units of state, Indian tribal and local governments, state or local courts, non-profit organizations and business or other for profit institutions. These programs provide an opportunity for communities to support the supervised visitation and safe exchange of children, by and between parents, in situations involving domestic violence, child abuse, sexual assault, or stalking.

(5) *An estimate of the total number of respondents and the amount of time estimated for an average respondent to respond/reply:* It is estimated that it will take the 500 respondents approximately one hour to complete the survey.

(6) *An estimate of the total public burden (in hours) associated with the collection:* The total annual hour burden to complete the survey is 500 hours.

If additional information is required contact: Brenda E. Dyer, Clearance Office, Policy and Planning Staff, Justice Management Division, Department of Justice, Patrick Henry Building, Suite 1600, 601 D Street NW., Washington, DC 20530.

Dated: August 5, 2004.

**Brenda E. Dyer,**

*Clearance Officer, Department of Justice.*

[FR Doc. 04-18316 Filed 8-10-04; 8:45 am]

BILLING CODE 4410-18-P

## DEPARTMENT OF JUSTICE

### Office of Justice Programs

#### Agency Information Collection Activities: Existing Collection; Comment Requested

**ACTION:** 60-Day Notice of Information Collection Under Review: National Prisoner Statistics-Prison Population Reports, NPS-1A, Midyear Population Counts, NPS-1B; Advance Endyear Population Counts.

The Department of Justice (DOJ), Office of Justice Programs, has submitted the following information collection to the Office of Management and Budget (OMB) for review and approval in accordance with the Paperwork Reduction Act of 1995. The proposed information collection is published to obtain comments from the public and affected agencies. Comments are encouraged and will be accepted for "sixty days" until October 12, 2004.

This process is conducted in accordance with 5 CFR 1320.10.

If you have comments especially regarding the estimated public burden and associated response time, or need a copy of the proposed information collection instrument with instructions or additional information, please contact Paige Harrison by e-mail at [paige.harrison@usdoj.gov](mailto:paige.harrison@usdoj.gov).

Written comments and suggestions from the public and affected agencies concerning the proposed collection of information are encouraged. Your comments should address one or more of the following four points:

- Evaluate whether the collection of information is necessary for the proper performance of the functions of the agency, including whether the information will have practical utility;
- Evaluate the accuracy of the agency's estimate of the burden of the collection of information, including the validity of the methodology and assumptions used;
- Enhance the quality, utility and clarity of the information to be collected; and
- Minimize the burden of the collection of information on those who are to respond, including through the use of appropriate automated, electronic, mechanical, or other technological collection techniques or other forms of information technology, e.g. permitting electronic submission of responses.

#### *Overview of this information collection:*

- (1) Type of Information Collection: Extension of a currently approved collection
- (2) Title of the Form/Collection: National Prisoner Statistics-Prison Population Reports, NPS-1A, Midyear Population Counts, NPS-1B; Advance Endyear Population Counts.
- (3) Agency form number, if any, and the applicable component of the Department of Justice sponsoring the collection: Form number: NPS-1A; and NPS-1B. Office of Justice Programs, U.S. Department of Justice.

(4) Affected public who will be asked to respond, as well as a brief abstract: Primary: State Departments of Corrections. Others: The Federal Bureau of Prisons. For the NPS-1A form, 51 central reporters (one from each State and the Federal Bureau of Prisons) responsible for keeping records on inmates will be asked to provide information for the following categories:

- (a) As of June 30, the number of male and female inmates under their jurisdiction with maximum sentences of more than one year, one year or less; and unsentenced inmates; and

(b) As of June 30, the number of male and female inmates in their custody with maximum sentences of more than one year, one year or less; and unsentenced inmates; and

(c) As of June 30, the number of male and female inmates under their jurisdiction housed in a privately-operated facility, either in state or out of state; and

(d) As of June 30, the number of male and females inmates in their custody by race and Hispanic origin.

For the NPS-1B form, 51 central reporters (one from each and the Federal Bureau of Prisons) responsible for keeping records on inmates will be asked to provide information for the following categories:

(a) As of December 31, the number of male and female inmates under their jurisdiction with maximum sentences of more than one year, one year or less; and unsentenced inmates; and

(b) The number of inmates housed in county or other local authority correctional facilities, or in other state or Federal facilities on December 31, solely to ease prison crowding; and

(c) As of the direct result of state prison crowding during 2001, the number of inmates released via court order, administrative procedure or statute, accelerated release, sentence reduction, emergency release, or other expedited release; and

(d) The aggregate rated, operational, and design capacities, by sex, of each State's correctional facilities at year-end.

The Bureau of Justice Statistics uses this information in published reports and for the U.S. Congress, Executive Office of the President, practitioners, researchers, students, the media, and others interested in criminal justice statistics.

(5) An estimate of the total number of respondents and the amount of time needed for an average respondent to respond: There are approximately 51 respondents each taking an average of 3.0 hours to respond.

(6) An estimate of the total public burden (in hours) associated with the collection: There are approximately 153 annual burden hours associated with this collection.

If additional information is required, contact: Mrs. Brenda E. Dyer, Clearance Officer, United States Department of Justice, Justice Management Division, Policy and Planning staff, Patrick Henry Building, Suite 1600, 601 D Street, NW., Washington, DC 20530.

Dated: August 5, 2004.

**Brenda E. Dyer,**  
Clearance Officer, Department of Justice.  
[FR Doc. 04-18317 Filed 8-10-04; 8:45 am]  
BILLING CODE 4410-18-P

## DEPARTMENT OF LABOR

### Office of the Secretary

#### Senior Executive Service; Appointment of Members to the Performance Review Board

Title 5 U.S.C. 4314(c)(4) provides that Notice of the Appointment of an individual to serve as a member of the Performance Review Board of the Senior Executive Service shall be published in the *Federal Register*.

The following individuals are hereby reappointed to a three-year term on the Department's Performance Review Board: James Benages, Patrick Pizzella, Paula White.

The following individual is hereby appointed to a three-year term on the Department's Performance Review Board: Charles Ciccolella.

**FOR FURTHER INFORMATION CONTACT:** Mr. David LeDoux, Director, Office of Executive Resources and Personnel Security, Room C5508, U.S. Department of Labor, Frances Perkins Building, 200 Constitution Avenue, NW., Washington, DC. 20210, telephone: (202) 693-7605.

Signed at Washington, DC this 2nd day of August, 2004.

**Elaine L. Chao,**  
Secretary of Labor.  
[FR Doc. 04-18325 Filed 8-10-04; 8:45 am]  
BILLING CODE 4510-23-M

## DEPARTMENT OF LABOR

### Employment and Training Administration

[TA-W-55,296]

#### Automatic Machine & Tool Co. of Cedartown, Inc., Cedartown, GA; Notice of Termination of Investigation

Pursuant to Section 221 of the Trade Act of 1974, an investigation was initiated on July 22, 2004 in response to a petition filed by a company official on behalf of workers at Automatic Machine & Tool Company of Cedartown, Inc., Cedartown, Georgia.

The petitioner has requested that the petition be withdrawn. Consequently, the investigation has been terminated.

Signed in Washington, DC, this 29th day of July, 2004.

**Elliott S. Kushner,**  
Certifying Officer, Division of Trade Adjustment Assistance.  
[FR Doc. 04-18335 Filed 8-10-04; 8:45 am]  
BILLING CODE 4510-30-P

## DEPARTMENT OF LABOR

### Employment and Training Administration

[TA-W-55,186]

#### BDK Machine Company, Inc., Manchester, CT; Notice of Termination of Investigation

Pursuant to Section 221 of the Trade Act of 1974, an investigation was initiated on July 1, 2004 in response to petition filed by a company official on behalf of workers at BDK Machine Company, Inc., Manchester, Connecticut.

The petitioner has requested that the petition be withdrawn. Consequently, further investigation in this case would serve no purpose, and the investigation has been terminated.

Signed in Washington, DC, this 29th day of July, 2004.

**Richard Church,**  
Certifying Officer, Division of Trade Adjustment Assistance.  
[FR Doc. 04-18340 Filed 8-10-04; 8:45 am]  
BILLING CODE 4510-30-P

## DEPARTMENT OF LABOR

### Employment and Training Administration

[TA-W-54,998]

#### GregtagMacbeth, LLC, A Subdivision of Amazys Holding AG, New Windsor, NY; Dismissal of Application for Reconsideration

Pursuant to 29 CFR 90.18(C) an application for administrative reconsideration was filed with the Director of the Division of Trade Adjustment Assistance for workers at GregtagMacbeth, LLC, a subsidiary of Amazys Holding AG, New Windsor, New York. The application contained no new substantial information which would bear importantly on the Department's determination. Therefore, dismissal of the application was issued.

*TA-W-54,998; GregtagMacbeth, LLC A subdivision of Amazys Holding AG, New Windsor, New York (August 4, 2004)*

Signed at Washington, DC, this 4th day of August, 2004.

**Timothy Sullivan,**  
Director, Division of Trade Adjustment Assistance.  
[FR Doc. 04-18321 Filed 8-10-04; 8:45 am]  
BILLING CODE 4510-30-P

## DEPARTMENT OF LABOR

### Employment and Training Administration

[TA-W-55,274]

#### Kamco Plastics Galesburg Warehouse, A Subsidiary of Kamco Plastics, Inc., Galesburg, IL; Notice of Termination of Investigation

Pursuant to Section 221 of the Trade Act of 1974, as amended, an investigation was initiated on July 19, 2004 in response to a petition filed by a company official on behalf of workers of Kamco Plastics Galesburg Warehouse, a subsidiary of Kamco Plastics, Inc., Galesburg, Illinois.

The petition regarding the investigation has been deemed invalid. In order to establish a valid worker group, there must be at least three full-time workers employed at some point during the period under investigation. Workers of the group subject to this investigation did not meet this threshold level of employment. Consequently, the investigation has been terminated.

Signed at Washington, DC, this 28th day of July, 2004.

**Richard Church,**  
Certifying Officer, Division of Trade Adjustment Assistance.  
[FR Doc. 04-18338 Filed 8-10-04; 8:45 am]  
BILLING CODE 4510-30-P

## DEPARTMENT OF LABOR

### Employment and Training Administration

[TA-W-55,287]

#### Marconi, Toccoa, GA; Notice of Termination of Investigation

Pursuant to Section 221 of the Trade Act of 1974, as amended, an investigation was initiated on July 21, 2004, in response to a petition filed by the company on behalf of workers at Marconi, Toccoa, Georgia.

The petitioner has requested that the petition be withdrawn. Consequently, further investigation in this case would serve no purpose, and the investigation has been terminated.



Signed at Washington, DC, this 29th day of July, 2004.

**Elliott S. Kushner,**

*Certifying Officer, Division of Trade Adjustment Assistance.*

[FR Doc. 04-18336 Filed 8-10-04; 8:45 am]

BILLING CODE 4510-30-P

## DEPARTMENT OF LABOR

### Employment and Training Administration

#### Investigations Regarding Certifications of Eligibility To Apply for Worker Adjustment Assistance

Petitions have been filed with the Secretary of Labor under Section 221(a) of the Trade Act of 1974 ("the Act") and are identified in the Appendix to this notice. Upon receipt of these petitions,

the Director of the Division of Trade Adjustment Assistance, Employment and Training Administration, has instituted investigations pursuant to Section 221(a) of the Act.

The purpose of each of the investigations is to determine whether the workers are eligible to apply for adjustment assistance under Title II, Chapter 2, of the Act. The investigations will further relate, as appropriate, to the determination of the date on which total or partial separations began or threatened to begin and the subdivision of the firm involved.

The petitioners or any other persons showing a substantial interest in the subject matter of the investigations may request a public hearing, provided such request is filed in writing with the Director, Division of Trade Adjustment

Assistance, at the address shown below, not later than August 23, 2004.

Interested persons are invited to submit written comments regarding the subject matter of the investigations to the Director, Division of Trade Adjustment Assistance, at the address shown below, not later than August 23, 2004.

The petitions filed in this case are available for inspection at the Office of the Director, Division of Trade Adjustment Assistance, Employment and Training Administration, U.S. Department of Labor, Room C-5311, 200 Constitution Avenue, NW., Washington, DC 20210.

Signed at Washington, DC this 29th day of July, 2004.

**Timothy Sullivan,**

*Director, Division of Trade Adjustment Assistance.*

#### PETITIONS INSTITUTED BETWEEN 07/19/2004 AND 07/23/2004

TA-W	Subject firm (petitioners)	Location	Date of institution	Date of petition
55,269	Meridian Automotive Systems, Inc. (Comp)	Lenior, NC	07/19/2004	07/16/2004
55,270	Niagara Mohawk/National Grid Co., U.K. (NY)	Batavia, NY	07/19/2004	06/28/2004
55,271	P and R Sewing (Comp)	Moosic, PA	07/19/2004	07/13/2004
55,272	RBX Industries, Inc. (Comp)	Roanoke, VA	07/19/2004	06/28/2004
55,273	Am-Safe Commercial Products (Comp)	Tempe, AZ	07/19/2004	07/16/2004
55,274	Kamco Plastics Galesburg Warehouse (NPC)	Galesburg, IL	07/19/2004	07/16/2004
55,275	Teledyne Relays (CA)	Hawthorne, CA	07/19/2004	07/16/2004
55,276	Temple-Inland (Comp)	Mishawaka, IN	07/19/2004	07/16/2004
55,277	Carhartt Midwest (Wkrs)	Madisonville, KY	07/19/2004	07/16/2004
55,278	Agilent Technologies (Wkrs)	Loveland, CO	07/20/2004	07/19/2004
55,279	Telect, Inc. (Comp)	Liberty Lake, WA	07/20/2004	07/19/2004
55,280	Cooper Standard (AR)	El Dorado, AR	07/20/2004	07/20/2004
55,281	Dan River Factory Stores (GA)	Commerce, GA	07/20/2004	07/20/2004
55,282	Haworth, Inc. (AR)	Jonesboro, AR	07/20/2004	07/16/2004
55,283	GTC International (Wkrs)	Bedford Park, IL	07/20/2004	07/13/2004
55,284	Moline Machinery Ltd. (Union)	Duluth, MN	07/20/2004	07/20/2004
55,285	Seagate Technology, Inc. (MN)	Bloomington, MN	07/21/2004	07/20/2004
55,286	Conex Cable, Inc. (Comp)	Dublin, CA	07/21/2004	07/16/2004
55,287	Marconi (Comp)	Toccoa, GA	07/21/2004	07/20/2004
55,288	Center Manufacturing (Wkrs)	Williamsport, PA	07/21/2004	06/28/2004
55,289	GE Inspection Technologies (Wkrs)	Lewistown, PA	07/21/2004	07/21/2004
55,290	Butler Manufacturing Co. (USWA)	Galesburg, IL	07/22/2004	07/16/2004
55,291	Uretech, Inc. (USWA)	Luckey, OH	07/22/2004	06/22/2004
55,292	Thomasville Furniture, Inc. (Wkrs)	Statesville, NC	07/22/2004	07/15/2004
55,293	Sunrise Medical HHG (Wkrs)	Avon Lake, OH	07/22/2004	07/21/2004
55,294	GE Electric (Wkrs)	Ravenna, OH	07/22/2004	07/16/2004
55,295	Teletech Holding, Inc. (Wkrs)	Los Angeles, CA	07/22/2004	07/07/2004
55,296	Automatic Machine and Tool Co. (Comp)	Cedartown, GA	07/22/2004	07/05/2004
55,297	Superior Technical Resources (ME)	Waldoboro, ME	07/22/2004	06/22/2004
55,298	Hewitt Soap Co. (IUE-CW)	Dayton, OH	07/22/2004	07/06/2004
55,299	Gould Electronics, Inc. (Wkrs)	Eastlake, OH	07/22/2004	07/13/2004
55,300	Taylor-tec, Inc. (Wkrs)	Hammond, LA	07/22/2004	07/01/2004
55,301	BancTec-Plexus (Wkrs)	Santa Clara, CA	07/22/2004	07/15/2004
55,302	Olonite Corporation (Unite)	Newnan, GA	07/22/2004	07/21/2004
55,303	Correctional Billing Services (NPW)	Selma, AL	07/23/2004	07/21/2004
55,304	Seagate Technology Inc. (MN)	Bloomington, MN	07/23/2004	07/22/2004
55,305	Tredegard Film Products (NC)	New Bern, NC	07/23/2004	07/22/2004
55,306	Elastic Corporation of America, Inc. (Comp)	Columbiana, AL	07/23/2004	07/20/2004
55,307	Dorsey Trailers (AL)	Elba, AL	07/23/2004	07/20/2004
55,308A	Candor Hosiery Mills, Inc. (Comp)	Biscoe, NC	07/23/2004	07/22/2004
55,308	Candor Hosiery Mills, Inc. (Comp)	Troy, NC	07/23/2004	07/22/2004
55,309	Dimon Incorporated (Comp)	Danville, VA	07/23/2004	07/22/2004
55,310	EV Benefits/North Am Benefits Network (Wkrs)	Columbia, OH	07/23/2004	07/22/2004
55,311	Butler MFG Co/Bluescope Steel (USWA)	Galesburg, IL	07/23/2004	07/16/2004
55,312	Clear-com Communications System (Wkrs)	Emeryville, CA	07/23/2004	07/12/2004

[FR Doc. 04-18323 Filed 8-10-04; 8:45 am]  
BILLING CODE 4510-30-M

## DEPARTMENT OF LABOR

### Employment and Training Administration

[TA-W-55,271]

#### P & R Sewing, Moosic, PA; Notice of Termination of Investigation

Pursuant to section 221 of the Trade Act of 1974, as amended, an investigation was initiated on July 19, 2004, in response to a worker petition filed by a company official on behalf of workers at P & R Sewing, Moosic, Pennsylvania.

The petition regarding the investigation has been deemed invalid. In order to establish a valid worker group, there must be at least three full-time workers employed at some point during the period under investigation. Workers of the group subject to this investigation did not meet the threshold of employment. Consequently the investigation has been terminated.

Signed in Washington, DC this 29th day of July, 2004.

**Elliott S. Kushner,**

*Certifying Officer, Division of Trade Adjustment Assistance.*

[FR Doc. 04-18339 Filed 8-10-04; 8:45 am]

BILLING CODE 4510-30-P

## DEPARTMENT OF LABOR

### Employment and Training Administration

[TA-W-55,073]

#### R/D Tech, Madison, PA; Notice of Revised Determination on Reconsideration

By letter dated July 23, 2004, a petitioner requested administrative reconsideration regarding Alternative Trade Adjustment Assistance (ATAA). The negative determination was signed on June 28, 2004. The notice will soon be published in the **Federal Register**.

The workers of Badger R/D Tech, Madison, Pennsylvania were certified for Trade Adjustment Assistance (TAA) on June 28, 2004.

The initial ATAA investigation determined that the skills of the subject worker group are easily transferable to other positions in the local area.

The petitioner alleges in the request for reconsideration that the skills of the workers at the subject firm are not easily transferable.

Additional investigation has determined that the workers possess skills that are not easily transferable. A significant number or proportion of the worker group are age fifty years or over. Competitive conditions within the industry are adverse.

#### Conclusion

After careful review of the additional facts obtained on reconsideration, I conclude that the requirements of section 246 of the Trade Act of 1974, as amended, have been met for workers at the subject firm.

In accordance with the provisions of the Act, I make the following certification:

- All workers of R/D Tech, Madison, Pennsylvania, who became totally or partially separated from employment on or after June 2, 2003 through June 28, 2006, are eligible to apply for adjustment assistance under section 223 of the Trade Act of 1974, and are also eligible to apply for alternative trade adjustment assistance under section 246 of the Trade Act of 1974.

Signed in Washington, DC this 30th day of July, 2004.

**Elliott S. Kushner,**

*Certifying Officer, Division of Trade Adjustment Assistance.*

[FR Doc. 04-18341 Filed 8-10-04; 8:45 am]

BILLING CODE 4510-30-P

## DEPARTMENT OF LABOR

### Employment and Training Administration

[TA-W-54, 506]

#### Sanford Pattern Works, Inc. Taylor, MI; Notice of Negative Determination Regarding Application for Reconsideration

By application of June 28, 2004, a petitioner requested administrative reconsideration of the Department's negative determination regarding eligibility for workers and former workers of the subject firm to apply for Trade Adjustment Assistance (TAA). The denial notice applicable to workers of Sanford Pattern Works, Inc., Taylor, Michigan was signed on April 21, 2004, and published in the **Federal Register** on June 2, 2004 (69 FR 31134).

Pursuant to 29 CFR 90.18(c) reconsideration may be granted under the following circumstances:

- (1) If it appears on the basis of facts not previously considered that the determination complained of was erroneous;
- (2) if it appears that the determination complained of was based on a mistake in the determination of facts not previously considered; or

(3) if in the opinion of the Certifying Officer, a misinterpretation of facts or of the law justified reconsideration of the decision.

The TAA petition was filed on behalf of workers at Sanford Pattern Works, Inc., Taylor, Michigan engaged in production of polystyrene patterns for the tool & die industry. The petition was denied because the "contributed importantly" group eligibility requirement of Section 222 of the Trade Act of 1974, as amended, was not met. The "contributed importantly" test is generally demonstrated through a survey of customers of the workers' firm. The survey revealed that the major declining customer did not import polystyrene patterns during the relevant time period.

In the request for reconsideration, the petitioner requests to extend the investigation and includes Blue Print products which are allegedly being imported from China.

A company official was contacted to confirm whether blue prints are produced by the subject firm. The company official stated that Sanford Pattern Works, Inc., does not produce blue prints for sales to customers. Any blue prints produced by the workers of the subject firm are used internally for the production of polystyrene patterns. The official further stated that the subject firm did not shift any production nor did it import any products during the relevant period.

The petitioner further states that even though polystyrene patterns manufactured by the subject firm are not being imported by its customers, customers use these patterns in the production of dies, which are now being built and imported by customers from China. The petitioner concludes that, because the production of dies occurs abroad, the subject firm workers producing polystyrene patterns are import impacted.

In order to establish import impact, the Department must consider imports that are like or directly competitive with those produced at the subject firm. The Department conducted a survey of the subject firm's major declining customer. The survey revealed that the customer did not import polystyrene patterns during the relevant period.

#### Conclusion

After review of the application and investigative findings, I conclude that there has been no error or misinterpretation of the law or of the facts which would justify reconsideration of the Department of Labor's prior decision. Accordingly, the application is denied.

Signed at Washington, DC, this 30th day of July, 2004.

**Elliott S. Kushner,**

*Certifying Officer, Division of Trade Adjustment Assistance, Assistance.*

[FR Doc. 04-18343 Filed 8-10-04; 8:45 am]

BILLING CODE 4510-30-P

## DEPARTMENT OF LABOR

### Employment and Training Administration

[TA-W-55,304]

#### Seagate Technology, Inc., Bloomington, MN; Notice of Termination of Investigation

Pursuant to Section 221 of the Trade Act of 1974, as amended, an investigation was initiated on July 23, 2004 in response to a petition filed by a state representative on behalf of workers at Seagate Technology, Inc., Bloomington, Minnesota.

The petitioning group of workers is covered by an earlier petition instituted on July 21, 2004 (TA-W-55,285) that is the subject of an ongoing investigation for which a determination has not yet been issued. Further investigation in this case would duplicate efforts and serve no purpose; therefore the investigation under this petition has been terminated.

Signed at Washington, DC this 26th day of July 2004.

**Linda G. Poole,**

*Certifying Officer, Division of Trade Adjustment Assistance.*

[FR Doc. 04-18334 Filed 8-10-04; 8:45 am]

BILLING CODE 4510-30-P

## DEPARTMENT OF LABOR

### Employment and Training Administration

[TA-W-55, 276]

#### Temple-Inland, Mishawaka, IN; Notice of Termination of Investigation

Pursuant to Section 221 of the Trade Act of 1974, an investigation was initiated on July 19, 2004 in response to a petition filed by a company official on behalf of workers at Temple-Inland, Mishawaka, Indiana.

The petitioner has requested that the petition be withdrawn. Consequently, the investigation has been terminated.

Signed in Washington, DC, this 29th day of July, 2004.

**Elliott S. Kushner,**

*Certifying Officer, Division of Trade Adjustment Assistance.*

[FR Doc. 04-18337 Filed 8-10-04; 8:45 am]

BILLING CODE 4510-30-P

## DEPARTMENT OF LABOR

### Employment and Training Administration

#### Investigations Regarding Certifications of Eligibility To Apply for Worker Adjustment Assistance

Petitions have been filed with the Secretary of Labor under Section 221(a) of the Trade Act of 1974 ("the Act") and are identified in the Appendix to this notice. Upon receipt of these petitions, the Director of the Division of Trade Adjustment Assistance, Employment

and Training Administration, has instituted investigations pursuant to Section 221(a) of the Act.

The purpose of each of the investigations is to determine whether the workers are eligible to apply for adjustment assistance under Title II, Chapter 2, of the Act. The investigations will further relate, as appropriate, to the determination of the date on which total or partial separations began or threatened to begin and the subdivision of the firm involved.

The petitioners or any other persons showing a substantial interest in the subject matter of the investigations may request a public hearing, provided such request is filed in writing with the Director, Division of Trade Adjustment Assistance, at the address shown below, not later than August 23, 2004.

Interested persons are invited to submit written comments regarding the subject matter of the investigations to the Director, Division of Trade Adjustment Assistance, at the address shown below, not later than August 23, 2004.

The petitions filed in this case are available for inspection at the Office of the Director, Division of Trade Adjustment Assistance, Employment and Training Administration, U.S. Department of Labor, Room C-5311, 200 Constitution Avenue, NW., Washington, DC 20210.

**Timothy Sullivan,**

*Director, Division of Trade Adjustment Assistance.*

## APPENDIX

[Petitions Instituted Between 07/01/2004 and 07/16/2004]

TA-W	Subject firm (petitioner)	Location	Date of institution	Date of petition
55,181	Thomasville Veneer Co. (Comp)	Thomasville, NC	07/01/2004	06/28/2004
55,182	Royal Home Fashion (Wkrs.)	Henderson, NC	07/01/2004	06/18/2004
55,183	Leggett and Platt Inc. (State)	Plymouth, MI	07/01/2004	06/23/2004
55,184	GE Consumer Finace (Wkrs.)	Alpharetta, GA	07/01/2004	07/01/2004
55,185	Wash nN Wear (Comp.)	Gallatin, TN	07/01/2004	06/30/2004
55,186	BDK Machine Co. Inc. (Comp.)	Manchester, CT	07/01/2004	06/28/2004
55,187	Quality Metal Finishing (IL)	Byron, IL	07/01/2004	06/30/2004
55,188	Dura Automotive Systems (Comp)	Brookfield, MO	07/01/2004	06/30/2004
55,189	Powerbrace Corp. (IAMAW)	Kenosha, WI	07/01/2004	06/30/2004
55,190	Anchor Group (Comp)	Sacramento, CA	07/01/2004	06/15/2004
55,191	TI Group Automotive Systems, Inc. (Comp)	Greeneville, TN	07/01/2004	06/25/2004
55,192	Scientific Plastics Ltd. (WKRS.)	Miami Lakes, FL	07/02/2004	07/02/2004
55,193	Kitco (IUAN)	Bluffton, IN	07/02/2004	06/30/2004
55,194	Dyer Fabrics, Inc. (Wkrs)	Dyersburg, TN	07/02/2004	06/09/2004
55,195	Aegis Telecommunication (Wkrs)	St. Joseph, MO	07/02/2004	06/30/2004
55,196	Celanese (Comp.)	Bishop, TX	07/06/2004	06/30/2004
55,197	Kaz (Wkrs.)	Newbern, TN	07/06/2004	06/25/2004
55,198	Schnadig Corporation (Comp.)	Montoursville, PA	07/06/2004	07/01/2004
55,199A	Deckerville Wire, Inc. (Comp)	Harbor Beach, MI	07/06/2004	06/25/2004
55,199	Brown City Wire, Inc. (Comp.)	Harbor Beach, MI	07/06/2004	06/25/2004
55,200	Ozark Iron Works (AR)	Calico Rock, AR	07/07/2004	07/06/2004

## APPENDIX—Continued

[Petitions Instituted Between 07/01/2004 and 07/16/2004]

TA-W	Subject firm (petitioner)	Location	Date of institution	Date of petition
55,201	Royal Home Fashions (Wkrs.)	Durham, NC	07/07/2004	07/01/2004
55,202	Wellstone Mills, LLC (Comp)	Eufaula, AL	07/07/2004	07/06/2004
55,203	Karolina Polymers (Comp)	Hickory, NC	07/07/2004	06/30/2004
55,204	Portola Packaging (Comp)	New Castle, PA	07/07/2004	07/01/2004
55,205	The Boeing Company (TF)	Oak Ridge, TN	07/07/2004	07/02/2004
55,206	American Lock Co. (Comp.)	Crete, IL	07/07/2004	07/06/2004
55,207	American Greetings (Wkrs.)	Lafayette, TN	07/07/2004	06/28/2004
55,208	Tecumseh Compressor Company (USWA)	Tecumseh, MI	07/07/2004	07/02/2004
55,209	Gerity-Schultz Corporation (Comp)	Toledo, OH	07/07/2004	07/02/2004
55,210	Wellstone Mills, LLC (Comp.)	Eufaula, AL	07/09/2004	07/06/2004
55,211	Bryan China Co. (Wkrs)	New Castle, PA	07/09/2004	06/30/2004
55,212	SOS Staffing Services (Utah)	Draper, UT	07/09/2004	07/07/2004
55,213A	Kimberly-Clark Corporation (Comp)	Draper, UT	07/09/2004	06/29/2004
55,213B	Kimberly-Clark Corporation (Comp)	Draper, UT	07/09/2004	06/29/2004
55,213C	Kimberly-Clark Corporation (Comp)	Pocatello, UT	07/09/2004	06/29/2004
55,213D	Kimberly-Clark Corporation (Comp)	Pocatello, UT	07/09/2004	06/29/2004
55,213	Kimberly-Clark Corporation (Comp)	Draper, UT	07/09/2004	06/29/2004
55,214	Lufthansa Airlines (Comp)	E. Meadow, NY	07/09/2004	07/02/2004
55,215	Global Telephone Sales of N.A., LLC (NPC)	Los Angeles, CA	07/09/2004	07/01/2004
55,216	ITW Insulation Systems (USWA)	Nitro, WV	07/09/2004	07/07/2004
55,217	Rexam Cosmetic Packaging (CT)	Torrington, CT	07/09/2004	07/08/2004
55,218	Brady Worldwide, Inc. (Comp)	Milwaukee, WI	07/09/2004	07/07/2004
55,219	Good Will Sewing Co. (Wkrs.)	San Francisco, CA	07/09/2004	06/25/2004
55,220	Calypse Biomedical Corp. (CA)	Alameda, CA	07/09/2004	06/23/2004
55,221	Sola/Hevi-Duty (Comp.)	Rainsville, AL	07/09/2004	07/08/2004
55,222	ACS Monticello (NPC)	Monticello, KY	07/09/2004	06/11/2004
55,223	Indalex, Inc. (CT)	Berlin, CT	07/09/2004	07/08/2004
55,224	Depuy Casting (Comp.)	N. Brunswick, NJ	07/09/2004	06/22/2004
55,225	Model Die Casting Inc. (Comp)	Carson City, NV	07/12/2004	06/18/2004
55,226	Valley Industries, Inc. (NPC)	Cincinnati, OH	07/12/2004	07/08/2004
55,227	Robert Bosch Corp. (Comp)	Sumter, SC	07/12/2004	07/02/2004
55,228	Tab Products Company (Wkrs)	Mayville, WI	07/12/2004	07/01/2004
55,229	APA Optics (Apple Paul Apple) (MN)	Blaine, MN	07/12/2004	07/07/2004
55,230	GGI Information Services, Inc. (Wkrs)	York, PA	07/12/2004	07/09/2004
55,231	MCI (NPW)	Wichita, KS	07/12/2004	07/09/2004
55,232	Sumco Oregon (Comp)	Salem, OR	07/12/2004	07/01/2004
55,233	Meadwestvaco Papers Group (Wkrs)	Escanaba, MI	07/12/2004	06/30/2004
55,234	Lexmark International (Wkrs)	Lexington, KY	07/13/2004	07/12/2004
55,235	Wyeth (Comp)	Marietta, PA	07/13/2004	07/07/2004
55,236	VF Playwear, Inc. (NPC)	Trenton, SC	07/13/2004	07/12/2004
55,237	Pacific Coast Lighting (Comp)	Chatsworth, CA	07/13/2004	07/09/2004
55,238	TracFone Wireless, Inc. (NPS)	Miami, FL	07/13/2004	07/12/2004
55,239	Edron Fixtures Corporation (FL)	Miami, FL	07/13/2004	07/12/2004
55,240	Rubbermaid (Wkrs)	Jackson, MO	07/13/2004	07/09/2004
55,241	LaRimer and Norton, Inc. (Comp)	Hancock, NY	07/13/2004	07/13/2004
55,242	Schrader Bridgeport (Comp)	Monroe, NC	07/13/2004	07/13/2004
55,243	5 B's, Inc. (Comp)	Barnesville, OH	07/14/2004	06/15/2004
55,244	Four Corporation (IBB)	Green Bay, WI	07/14/2004	07/09/2004
55,245	Commercial Vehicle Systems (OR)	Canby, OR	07/14/2004	07/09/2004
55,246	Fresenius Medical Care (Wkrs)	Delran, NJ	07/14/2004	07/07/2004
55,247	Clifford Toos and Mfg. Corp. (CA)	Chatsworth, CA	07/14/2004	07/06/2004
55,248	Marley Cooling Technologies (Wkrs)	Concordia, MO	07/14/2004	07/09/2004
55,249	Briar Knitting (Comp)	Berwick, PA	07/14/2004	07/13/2004
55,250	Staffing Solutions, Inc. (NPC)	Johnson City, TN	07/14/2004	07/08/2004
55,251	DeRoyal Surgical (Wkrs)	Rose Hill, VA	07/14/2004	07/07/2004
55,252	Fiberglass Products, Inc. (Comp)	North Haven, CT	07/15/2004	07/06/2004
55,253	Christiana Industries (Comp)	Vernon Hills, IL	07/15/2004	07/08/2004
55,254	Amplas, Inc. (Comp)	Green Bay, WI	07/15/2004	07/07/2004
55,255	Pinnacle Steel Processing (Comp)	Jefferson City, TN	07/15/2004	07/13/2004
55,256	Miller Bag Company (Comp)	Arlington, SD	07/15/2004	07/08/2004
55,257	Russell Corporation (Wkrs)	Alexander City, AL	07/15/2004	07/12/2004
55,258	Marion County Shirt Co. (AR)	Yellville, AR	07/15/2004	07/14/2004
55,259	Willow Creek Apparel (NPC)	Jonesville, NC	07/15/2004	07/08/2004
55,260	Kincaid Furniture Co. (Comp)	Lenoir, NC	07/16/2004	07/14/2004
55,261	Sony Electronics Inc. (Wkrs)	Farmington Hills, MI	07/16/2004	07/13/2004
55,262	JDS Uniphase Corp. (Comp)	Rochester, MN	07/16/2004	06/25/2004
55,263	Fabrictex (Wkrs)	Lincolnton, NC	07/16/2004	07/12/2004
55,264	Leica Geosystems Group, LLC (Comp)	Grand Rapids, MI	07/16/2004	07/15/2004
55,265	ATI Research Silicon Valley, Inc. (Comp)	Santa Clara, CA	07/16/2004	07/14/2004
55,266	Weatherlane (Comp)	New Britain, CT	07/16/2004	07/15/2004

APPENDIX—Continued  
[Petitions Instituted Between 07/01/2004 and 07/16/2004]

TA-W	Subject firm (petitioner)	Location	Date of institution	Date of petition
55,267 .....	Alltrista Consumer Products (Comp) .....	Cloquet, MN .....	07/16/2004	06/29/2004
55,268 .....	Takane U.S.A. (CA) .....	Torrance, CA .....	07/16/2004	07/14/2004

[FR Doc. 04-18324 Filed 8-10-04; 8:45 am]  
BILLING CODE 4510-30-M

#### DEPARTMENT OF LABOR

##### Employment and Training Administration

[TA-W-54,635]

##### Westside Stitching, Inc., West Wyoming, PA; Notice of Negative Determination Regarding Application for Reconsideration

By application of July 12, 2004, a company official requested administrative reconsideration of the Department's negative determination regarding eligibility to apply for Trade Adjustment Assistance (TAA), applicable to workers and former workers of the subject firm. The denial notice was signed on June 16, 2004, and published in the *Federal Register* on July 7, 2004 (69 FR 40983).

Pursuant to 29 CFR 90.18(c) reconsideration may be granted under the following circumstances:

- (1) If it appears on the basis of facts not previously considered that the determination complained of was erroneous;
- (2) if it appears that the determination complained of was based on a mistake in the determination of facts not previously considered; or
- (3) if in the opinion of the Certifying Officer, a misinterpretation of facts or of the law justified reconsideration of the decision.

The petition for the workers of Westside Stitching, Inc., West Wyoming, Pennsylvania engaged in production of motion furniture was denied because the "contributed importantly" group eligibility requirement of Section 222 of the Trade Act of 1974, as amended, was not met. The "contributed importantly" test is generally demonstrated through a survey of the workers' firm's customers. The survey revealed no increase of imports of motion furniture during the relevant period. The subject firm did not import motion furniture in the relevant period nor did it shift production to a foreign country.

The petitioner alleges that the subject firm lost its business due to its major customer importing products from China.

This customer was surveyed by the Department during the original investigation. A review of the survey confirmed no import purchases of motion furniture during the relevant period.

The petitioner further states that the subject firm manufactures only motion furniture, excluding any lift mechanisms, and that the subject firm's customers started importing a lift mechanism, a component to the motion furniture. The petitioner concludes that, because the production of lift mechanisms occurs abroad, the subject firm workers producing motion furniture are import impacted.

In order to establish import impact, the Department must consider imports that are like or directly competitive with those produced at the subject firm. The Department conducted a survey of the subject firm's major declining customer regarding their purchases of motion furniture. The survey revealed that the declining customers did not import motion furniture during the relevant period.

##### Conclusion

After review of the application and investigative findings, I conclude that there has been no error or misinterpretation of the law or of the facts which would justify reconsideration of the Department of Labor's prior decision. Accordingly, the application is denied.

Signed at Washington, DC this 3rd day of August, 2004.

**Elliott S. Kushner,**  
*Certifying Officer, Division of Trade Adjustment Assistance.*

[FR Doc. 04-18342 Filed 8-10-04; 8:45 am]  
BILLING CODE 4510-30-P

#### DEPARTMENT OF LABOR

##### Employment and Training Administration

[TA-W-54,636]

##### Wyoming Wood Products, Inc., West Wyoming, PA; Dismissal of Application for Reconsideration

Pursuant to 29 CFR 90.18(C) an application for administrative reconsideration was filed with the Director of the Division of Trade Adjustment Assistance for workers at Wyoming Wood Products, Inc., West Wyoming, Pennsylvania. The application contained no new substantial information which would bear importantly on the Department's determination. Therefore, dismissal of the application was issued.

*TA-W-54, 636; Wyoming Wood Products, Inc., West Wyoming, Pennsylvania (August 4, 2004).*

Signed at Washington, DC this 4th day of August, 2004.

**Timothy Sullivan,**  
*Director, Division of Trade Adjustment Assistance.*

[FR Doc. 04-18322 Filed 8-10-04; 8:45 am]  
BILLING CODE 4510-30-M

#### DEPARTMENT OF LABOR

##### Employment and Training Administration

##### Proposed Information Collection Request; Submitted for Public Comment and Recommendations; Job Corps Placement Verification and Follow-up of Job Corps Participants

**ACTION:** Notice.

**SUMMARY:** The Department of Labor, as part of its continuing effort to reduce paperwork and respondent burden, conducts a pre-clearance consultation program to provide the general public and Federal agencies with an opportunity to comment on proposed and/or continuing collections of information in accordance with the Paperwork Reduction Act of 1995 (PRA95) [44 U.S.C. 3506(c)(2)(A)]. This program helps to ensure that requested

data can be provided in the desired format, reporting burden (time and financial resources) is minimized, collection instruments are clearly understood, and the impact of collection requirements on respondents can be properly assessed. The national office of Job Corps is soliciting comments concerning the extension of the Job Corps' Graduate and Former Enrollee Placement Re-Verification and Follow-up Surveys.

**DATES:** Submit comments on or before October 12, 2004.

**ADDRESSES:** Send comments to Chris Conboy, U.S. Department of Labor, Office of Job Corps, 200 Constitution Ave., NW., N-4463, Washington, DC 20210. E-Mail Internet Address: [conboy.chris@dol.gov](mailto:conboy.chris@dol.gov). Telephone number: (202) 693-3000. Fax number: (202) 693-2767.

**FOR FURTHER INFORMATION CONTACT:** Chris Conboy, U.S. Department of Labor, Office of Job Corps, 200 Constitution Ave., NW., N-4463, Washington, DC 20210. E-Mail Internet Address: [conboy.chris@dol.gov](mailto:conboy.chris@dol.gov). Telephone number: (202) 693-3000. Fax number: (202) 693-2767.

**SUPPLEMENTARY INFORMATION:**

**I. Background**

Job Corps is the nation's largest and most comprehensive residential education and job training program for at-risk youth, ages 16 through 24. Program participants are typically high school dropouts in need of further education and vocational training. Authorized by the Workforce Investment Act (WIA) of 1998, Job Corps is operated by the Department of Labor through a nationwide network of 118 Job Corps centers. The program is primarily residential, operating 24 hours per day, 7 days per week, with non-resident students limited by legislation to 20 percent of national enrollment. These centers presently accommodate more than 42,000 students. While students may stay in Job Corps up to two years to complete their programs, the average length of stay is eight months. Thus, more than 68,000 young people receive training in Job Corps in a year.

When they separate from Job Corps, youth are prepared to pursue employment opportunities related to their Job Corps training, post-secondary educational and training experiences, or enter the Armed Forces. The purpose of this data collection effort is to provide

the national office of Job Corps with information on the status of Job Corps students after they separate from the program. Information will be collected on the status of placed graduates 13 weeks, 6 months, and 12 months after their initial placement in a job or school/training program. Similar information will also be collected on the status of former enrollees (non-graduates who stayed at least 60 days) 13 weeks after they separate from Job Corps. This data collection effort also includes re-verification of reported initial employment and/or school placements of graduates and former enrollees. These data will be used to:

- Provide information to Congress and the Secretary of Labor on the employment and education outcomes of Job Corps graduates and former enrollees per WIA reporting requirements.

- Assess graduates' and former enrollees' satisfaction with their Job Corps experience in order to identify useful program aspects and those factors that contributed to decisions to withdraw from the program prior to graduation, where applicable.

Information to fulfill these objectives will be collected using telephone surveys. These telephone surveys will be conducted with graduates and former enrollees at the aforementioned times.

The Secretary of Labor will use the data collected to assess Job Corps' effectiveness in meeting its objectives according to WIA. In addition, the national director of Job Corps will incorporate the data into its Outcome Measurement System to evaluate the short-term post-center outcomes of graduates and former enrollees, as well as the long-term post-center outcomes of graduates. The director will also use this information on student outcomes and customer feedback to develop and/or refine policies in order to improve its delivery of educational and job training services to at-risk youth.

**II. Desired Focus of Comments**

Currently, the Office of Job Corps is soliciting comments concerning the proposed extension of the Job Corps Placement Verification and Follow-up of Job Corps Participants:

- Evaluate whether the proposed collection of information is necessary for the proper performance of the functions of the agency, including whether the information will have practical utility;

- Evaluate the agency's burden estimates for the proposed data collection, including the validity of the methodology and assumptions used;

- Enhance the quality, utility, and clarity of the information to be collected; and

- Minimize the burden of the collection of information on those who are to respond, including through the use of appropriate automated, electronic, mechanical, or other technological collection techniques or other forms of information technology, e.g., permitting electronic submissions of responses.

A copy of the proposed information collection request (ICR) can be obtained by contacting the office listed below in the addressee section of this notice.

**III. Current Actions**

This submission requests approval of three surveys that will be used to collect follow-up data on individuals who are no longer actively participating in Job Corps. The surveys are composed of modules that include questions designed to obtain the following information: re-verification of initial job and/or school placements; employment and educational experiences; job search activities of those who are neither working nor in school; and information about former participants' satisfaction with the services provided by Job Corps.

Additionally, this submission requests approval of two brief surveys (one for employers and one for schools or training institutions) that will be used to collect initial placement re-verification data for the subset of placed graduates and former enrollees that cannot be contacted directly.

*Type of Review:* Extension.

*Agency:* Office of Job Corps.

*Title:* Job Corps' Graduate and Former Enrollee Placement Re-Verification and Follow-up Surveys.

*OMB Number:* 1205-0426.

*Recordkeeping:* The respondent is not required to retain records; Career Transition Service providers and center staff are required to retain records of graduates and former enrollees, who are placed in a job, further education or military service, for three years.

*Affected Public:* Individuals who separate from Job Corps; business or other for-profit/not-for-profit institutions.

*Cite/Reference/Form/etc:* 20 CFR, Subpart A, Section 670.100.

*See Burden Summary Below:*

Respondent category	Number of responses	Estimated hours per response	Estimated hours total burden
Placed Former Enrollees at 90 days .....	1,815	.25	454
Placed Graduates at 90-120 days .....	22,720	.25	5,680
Placed Graduates at 6 Months .....	23,360	.20	4,672
Placed Graduates at 12 Months .....	21,440	.20	4,288
Employer/Institution Re-verification .....	8,172	.17	1,389
Total .....	77,507	.....	16,483

Total Burden Hours: 16,483.

Total Burden Cost (capital/startup): 0.

Total Burden Cost (operating/maintaining): \$2,908,443.

Comments submitted in response to this notice will be summarized and/or included in the request for Office of Management and Budget approval of the information collection request; they will also become a matter of public record.

Dated: August 4, 2004.

Grace Kilbane,

Office of Job Corps, Administrator.

[FR Doc. 04-18327 Filed 8-10-04; 8:45 am]

BILLING CODE 4510-30-P

**DATES:** Submit comments on or before October 12, 2004.

**ADDRESSES:** Send comments to Melissa Stoehr, Acting Chief, Records Management Branch, 1100 Wilson Boulevard, Room 2134, Arlington, VA 22209-3939. Commenters are encouraged to send their comments on computer disk, or via E-mail to [stoehr.melissa@dol.gov](mailto:stoehr.melissa@dol.gov). Ms. Stoehr can be reached at (202) 693-9827 (voice), or (202) 693-9801 (facsimile).

**FOR FURTHER INFORMATION CONTACT:**

Contact the employee listed in the ADDRESSES section of this notice.

**SUPPLEMENTARY INFORMATION:**

#### I. Background

These sections require mine operators to take certain actions to limit the concentration of diesel particulate matter (DPM) to which metal and nonmetal miners are exposed in underground areas of a mine where miners normally work or travel. If a mine has technological constraints in meeting this time requirement, then the mine operator can file a special extension application after January 19, 2006, under § 57.5060(c). Section 57.5071 requires mine operators to sample the air as often as necessary to determine that DPM concentrations do not exceed the limit. Also under this section, if a mine environment is above the DPM concentration limit, mine operators will have to take corrective actions and post the corrective actions taken. Mine operators must also provide adequate respiratory protection to overexposed miners and enroll them in a respiratory protection program until engineering and administrative controls are shown to be effective in limiting the DPM levels to the concentration limit.

Mine operators must also take certain actions to ensure that diesel-powered equipment is maintained and operated in a manner that will limit DPM exposures. Section 57.5066(b) requires mine operators to tag diesel-powered equipment at any time there is any apparent emission-related defect in the equipment. Each time that there is an emission related problem on a diesel-powered machine and the machine is tagged, there also must be a record made

of the equipment tagged. For each diesel machine that has been tagged, an examination must be conducted concerning the tagged equipment and a record must be made of the examination. Section 57.5066(c) requires operators to assure that miners performing emissions-related maintenance have adequate training or experience concerning the maintenance of diesel powered equipment.

And, all miners at a mine who reasonably can expect to be exposed to diesel emissions on mine property must receive annual training in accordance with § 57.5070(a)(1) through (a)(4).

#### II. Desired Focus of Comments

MSHA is particularly interested in comments which:

- Evaluate whether the proposed collection of information is necessary for the proper performance of the functions of the agency, including whether the information will have practical utility;
- Evaluate the accuracy of the agency's estimate of the burden of the proposed collection of information, including the validity of the methodology and assumptions used;
- Enhance the quality, utility, and clarity of the information to be collected; and
- Minimize the burden of the collection of information on those who are to respond, including through the use of appropriate automated, electronic, mechanical, or other technological collection techniques or other forms of information technology, e.g., permitting electronic submissions of responses.

A copy of the proposed information collection request can be obtained by contacting the employee listed in the **FOR FURTHER INFORMATION CONTACT** section of this notice, or viewed on the Internet by accessing the MSHA home page (<http://www.msha.gov>) and then choosing "Statutory and Regulatory Information" and "Federal Register Documents."

#### III. Current Actions

Under 30, CFR 57.5060, 57.5066, 57.5070, 57.5071, and 57.5075.

Type of Review: Extension.

## DEPARTMENT OF LABOR

### Mine Safety and Health Administration

#### Proposed Information Collection Request Submitted for Public Comment and Recommendations; Health Standards for Diesel Particulates (Underground Metal and Nonmetal Mines)

**ACTION:** Notice.

**SUMMARY:** The Department of Labor, as part of its continuing effort to reduce paperwork and respondent burden conducts a pre-clearance consultation program to provide the general public and Federal agencies with an opportunity to comment on proposed and/or continuing collections of information in accordance with the Paperwork Reduction Act of 1995 (PRA95) [44 U.S.C. 3506(c)(2)(A)]. This program helps to ensure that requested data can be provided in the desired format, reporting burden (time and financial resources) is minimized, collection instruments are clearly understood, and the impact of collection requirements on respondents can be properly assessed.

Currently, the Mine Safety and Health Administration (MSHA) is soliciting comments concerning the extension of the information collection related to the 30 CFR 57.5060, 57.5066, 57.5070, 57.5071, and 57.5075—Health Standards for Diesel Particulates (Underground Metal and Nonmetal Mines).

*Agency:* Mine Safety and Health Administration.

*Title:* Health Standards for Diesel Particulates (Underground Metal and Nonmetal Mines).

*OMB Number:* 1219-0135.

*Affected Public:* Business or other for-profit.

*Frequency:* On occasion, semi-annually and quarterly.

*Affected Public:* Business or other for-profit.

*Respondents:* 196.

*Total Burden Hours:* 2,738.

*Total Burden Cost (capital/startup):* \$0.

*Total Burden Cost (operating/maintaining):* \$562,791.

Comments submitted in response to this notice will be summarized and/or included in the request for Office of Management and Budget approval of the information collection request; they will also become a matter of public record.

Dated at Arlington, Virginia, this 5th day of August, 2004.

Melissa Stoehr,

Acting Director, Office of Administration and Management.

[FR Doc. 04-18326 Filed 8-10-04; 8:45 am]

BILLING CODE 4510-43-P

## DEPARTMENT OF LABOR

### Mine Safety and Health Administration

#### Summary of Decisions Granting in Whole or in Part Petitions for Modification

**AGENCY:** Mine Safety and Health Administration (MSHA), Labor.

**ACTION:** Notice of affirmative decisions issued by the Administrators for Coal Mine Safety and Health and Metal and Nonmetal Mine Safety and Health on petitions for modification of the application of mandatory safety standards.

**SUMMARY:** Under section 101 of the Federal Mine Safety and Health Act of 1977, the Secretary of Labor (Secretary) may allow the modification of the application of a mandatory safety standard to a mine if the Secretary determines either that an alternate method exists at a specific mine that will guarantee no less protection for the miners affected than that provided by the standard, or that the application of the standard at a specific mine will result in a diminution of safety to the affected miners.

Final decisions on these petitions are based on the Petitioner's statements, comments and information submitted by interested persons, and a field

investigation of the conditions at the mine. MSHA, as designee of the Secretary, has granted or partially granted the requests for modification listed below. In some instances, the decisions are conditioned upon compliance with stipulations stated in the decision. The term FR Notice appears in the list of affirmative decisions below. The term refers to the Federal Register volume and page where MSHA published a notice of the filing of the petition for modification.

**FOR FURTHER INFORMATION CONTACT:** Petitions and copies of the final decisions are available for examination by the public in the Office of Standards, Regulations, and Variances, MSHA, 1100 Wilson Boulevard, Room 2350, Arlington, Virginia 22209. For further information contact Barbara Barron at 202-693-9447.

Dated in Arlington, Virginia this 4th day of August, 2004.

Marvin W. Nichols, Jr.,

Director, Office of Standards, Regulations, and Variances.

#### Affirmative Decisions on Petitions for Modification

*Docket No.:* M-2001-122-C.

*FR Notice:* 67 FR 6754.

*Petitioner:* Pine Ridge Coal Company.  
*Regulation Affected:* 30 CFR 75.503 (30 CFR 18.35).

*Summary of Findings:* Petitioner's proposal is to use trailing cables not to exceed 900 feet to supply its shuttle cars, roof bolters, and mobile roof supports. On July 30, 2002, the petitioner filed an amended petition requesting that shuttle cars be deleted from this petition. The trailing cable(s) would not be smaller than No. 2 AWG for roof bolter(s), and not smaller than No. 4 AWG for mobile roof support(s), and other safeguards would be in place, as outlined in the amended petition. This is considered an acceptable alternative method for trailing cables that supply 480-volt, three-phase, alternating current to roof bolters and mobile roof supports at the Big Mountain No. 16 Mine. MSHA grants the petition for modification for the Big Mountain No. 16 Mine with conditions.

*Docket No.:* M-2002-074-C.

*FR Notice:* 67 FR 63166.

*Petitioner:* Monterey Coal Company.  
*Regulation Affected:* 30 CFR 75.503 (30 CFR 18.35).

*Summary of Findings:* Petitioner's proposal is to install a Hubbel/Ensign Electric Division Class 1401 Permissible Distribution Box so that two Fletcher Model CDR-15 slim line roof bolters can be used near the end of the longwall panel for additional support of the face when transferring equipment to the next

panel. The distribution box will have a maximum of 750 feet of No. 4/0 AWG G-GC trailing cable extending from the power center located outby; and roof bolters will be equipped with No. 2 AWG G-GC portable cables with 1,000 feet of the cable extended across the face from the distribution box. The petitioner's previous petition for modification, docket number M-94-131-C, was granted to extend the trailing cables to the Fletcher roof bolters to 1,200 feet with short circuit protection set at 800 Amps Maximum and a longwall panel width of 750 feet Maximum. The petitioner assert that since the granting of its previous petition, the longwall panel has been increased to 1,100 feet Maximum, and is approved and accepted by the MSHA Approval and Certification Center under 2G-3955A-0. This is considered an acceptable alternative method at the Monterey Coal Company No.1 Mine for trailing cables that apply only to 600-volts to Hubbel/Ensign Electric Division Class 1401 permissible distribution boxes, X/P-1733-3, and trailing cables supplying 600-volts to the Fletcher roof bolters, Model CDR-15, located on the longwall recovery. MSHA grants the petition for modification for the No. 1 Mine with conditions.

*Docket No.:* M-2002-077-C.

*FR Notice:* 67 FR 63166.

*Petitioner:* Lone Mountain Processing, Inc.

*Regulation Affected:* 30 CFR 75.1002.

*Summary of Findings:* Petitioner's proposal is to use a 2,400-volt power center to power a continuous miner with high-voltage trailing cable inby the last open crosscut and within 150 feet of pillar workings. This is considered an acceptable alternative method for the Huff Creek Mine No. 1. MSHA grants the petition for modification for the use of the 2,400 high-voltage continuous miner(s) at the Huff Creek Mine No. 1 with conditions.

*Docket No.:* M-2002-078-C.

*FR Notice:* 67 FR 63166.

*Petitioner:* Lone Mountain Processing, Inc.

*Regulation Affected:* 30 CFR 75.1002.

*Summary of Findings:* Petitioner's proposal is to use a 2,400-volt power center to power a continuous miner with high-voltage trailing cable inby the last open crosscut and within 150 feet of pillar workings. This is considered an acceptable alternative method for the Darby Fork Mine No. 1. MSHA grants the petition for modification for the use of the 2,400 high-voltage continuous miner(s) at the Darby Fork Mine No. 1 with conditions.

*Docket No.:* M-2003-044-C.

*FR Notice:* 68 FR 38393.



*Petitioner:* Nowacki Coal Company.  
*Regulation Affected:* 30 CFR 75.360.

*Summary of Findings:* Petitioner's proposal is to conduct a visual examination of each seal for physical damage from the slope gunboat during the pre-shift examination after an air quantity reading is taken just in by the intake portal. The petitioner further proposes to take an additional reading for methane, carbon dioxide, and oxygen deficiency at intake air split locations just off the slope in the gangway portion of the working section and record the results of these reading in a book that will be maintained on the surface of the mine and made available to all interested parties. This is considered an acceptable alternative method for the Nowacki Coal Company Slope Mine. MSHA grants the petition for modification to allow evaluation of the seals off the shaft, from the gunboat in the intake air haulage slope of the Nowacki Coal Company Slope Mine with conditions.

*Docket No.:* M-2003-045-C.

*FR Notice:* 68 FR 38393.

*Petitioner:* Nowacki Coal Company.

*Regulation Affected:* 30 CFR

75.364(b)(1), (b)(4), and (b)(5).

*Summary of Findings:* Petitioner's proposal is to (i) Preshift examine the intake haulage slope and primary escapeway areas from the gunboat/slope car with an alternative air quality evaluation at the section's intake gangway level; (ii) travel and thoroughly examine these areas for hazardous conditions once a month; and (iii) have the examiner place the dates, times, and his/her initials at appropriate locations and maintain records of the examinations on the surface of the mine. MSHA grants the petition for modification of 30 CFR 75.364(b)(4) for the petitioner to conduct examinations of the seals along the return and bleeder air courses from the ladder on a weekly basis instead of on a monthly basis as requested for the Nowacki Slope Mine with conditions.

*Docket No.:* M-2003-049-C.

*FR Notice:* 68 FR 40701.

*Petitioner:* Drummond Company, Inc.

*Regulation Affected:* 30 CFR 75.507.

*Summary of Findings:* Petitioner's proposal is to use 4,160-volt, three-phase, alternating current deepwell submersible pumps in boreholes in the Shoal Creek Mine. This is considered an acceptable alternative method for the Mine. MSHA grants the petition for modification for use at the Shoal Creek Mine with conditions.

*Docket No.:* M-2003-054-C.

*FR Notice:* 68 FR 47945.

*Petitioner:* Jim Walter Resources, Inc.

*Regulation Affected:* 30 CFR 75.503 (Schedule 2G, 30 CFR 18.35).

*Summary of Findings:* Petitioner's proposal is to use extended length cables to power 2,400-volt continuous mining machines. This is considered an acceptable alternative method to apply only to trailing cables that supply 2,400-volt, three-phase, alternating current to continuous mining machines at the Jim Walter Resources, Inc., No. 4 Mine. The trailing cables will have a 90-degree insulation rating. MSHA grants the petition for modification for the Jim Walter Resources, Inc., No. 4 Mine with conditions.

*Docket No.:* M-2003-055-C.

*FR Notice:* 68 FR 47945.

*Petitioner:* Jim Walter Resources, Inc.

*Regulation Affected:* 30 CFR 75.1002.

*Summary of Findings:* Petitioner's proposal is to use 2,400-volt trailing cable to power a continuous miner in by the last open crosscut and within 150 feet of pillar workings. This is considered an acceptable alternative method for the Jim Walter Resources, Inc., No. 4 Mine. MSHA grants the petition for modification for the Jim Walter Resources, Inc., No. 4 Mine with conditions.

*Docket No.:* M-2003-073-C.

*FR Notice:* 68 FR 61701.

*Petitioner:* Bowie Resources, Ltd.

*Regulation Affected:* 30 CFR

75.1909(b)(6).

*Summary of Findings:* Petitioner's proposal is to use an alternative method in lieu of using front wheel brakes on the Caterpillar 120 G Diesel Roadbuilder Serial No. 4HDO1844 used at the Bowie #3 Mine, and limit the speed of the grader to 10 to 12 miles per hour (mph) by permanently blocking higher gear ratios, and train the grader operators to drop the grader blade to provide additional stopping capability in emergency situations. This is considered an acceptable alternative method for the Bowie #3 Mine. MSHA grants the petition for modification for use of the Caterpillar 120 G (Serial No. 4HDO1844), Six-wheel diesel graders (Roadbuilder) at the Bowie #3 Mine with conditions.

*Docket No.:* M-2003-074-C.

*FR Notice:* 68 FR 61701.

*Petitioner:* Newtown Energy Incorporated.

*Regulation Affected:* 30 CFR 75.1002.

*Summary of Findings:* Petitioner's proposal is to operate a 2,400-volt Joy 12CM27 continuous mining machine at the Coalburg #1 Mine. This is considered an acceptable alternative method for the Coalburg #1 Mine. MSHA grants the petition for modification for the Coalburg #1 Mine with conditions.

*Docket No.:* M-2003-004-M.

*FR Notice:* 68 FR 57933.

*Petitioner:* Dynatec Mining Corporation.

*Regulation Affected:* 30 CFR 57.22606(a) and (c).

*Summary of Findings:* Petitioner's proposal is to use electric detonators to initiate blasts but requests modification of the existing standard to allow the use of nonel detonators to detonate the explosives in the blast holes. This is considered an acceptable alternative method for the FMC No. 9 Ventilation Shaft Project. MSHA grants the petition for modification for the FMC No. 9 Ventilation Shaft Project Mine with conditions.

[FR Doc. 04-18359 Filed 8-10-04; 8:45 am]

BILLING CODE 4510-43-P

## NUCLEAR REGULATORY COMMISSION

[Docket No. 030-05004]

### Notice of Consideration of Amendment Request to Decommission Northern States Power Company D.B.A. Xcel Energy Pathfinder Site at Sioux Falls, SD, and Opportunity To Provide Comments and Request a Hearing; Correction

**AGENCY:** Nuclear Regulatory Commission.

**ACTION:** Notice of a license amendment request and opportunity to provide public comments and request a hearing. Notice of public meeting; correction.

**SUMMARY:** This document corrects a notice appearing in the *Federal Register* on August 4, 2004 (69 FR 47185), to request the decommission of Northern States Power Company D.B.A. Xcel Energy Pathfinder Site at Sioux Falls, South Dakota, and opportunity to provide comments and request a hearing. This action is necessary to add contact information that was previously omitted.

**EFFECTIVE DATE:** August 11, 2004.

#### FOR FURTHER INFORMATION CONTACT:

Chad Glenn, Project Manager, Decommissioning Directorate, Division of Waste Management and Environmental Protection, Office of Nuclear Material Safety and Safeguards, U.S. Nuclear Regulatory Commission, Washington, DC 20555-0001; telephone (301) 415-6722; fax (301) 415-5398; or e-mail at [cjg1@nrc.gov](mailto:cjg1@nrc.gov).

**SUPPLEMENTARY INFORMATION:** On page 47186, center column, the fourth complete paragraph, remove "[Insert Contact and Contact Information]" and insert "Bruce Colt, Xcel Energy, Suite 2900, 800 Nicollet Mall, Minneapolis, NM 55402".

Dated at Rockville, Maryland, this 5th day of August 2004.

For the Nuclear Regulatory Commission.

**Chad Glenn,**

*Project Manager, Office of Nuclear Material Safety and Safeguards.*

[FR Doc. 04-18312 Filed 8-10-04; 8:45 am]

BILLING CODE 7590-01-P

## NUCLEAR REGULATORY COMMISSION

[Docket Nos. 50-220 and 50-410]

### Constellation Energy Group; Nine Mile Point Nuclear Station, Units 1 and 2; Notice of Intent To Prepare an Environmental Impact Statement and Conduct Scoping Process

Constellation Energy Group, Inc., (Constellation) has submitted applications for renewal of Facility Operating Licenses, DPR-63 and NPF-69 for an additional 20 years of operation at the Nine Mile Point Nuclear Station, Units 1 and 2 (NMP). NMP is located on the southeastern shore of Lake Ontario in the town of Scriba, Oswego County, New York. The operating licenses for NMP, Units 1 and 2, expire on August 22, 2009, and October 31, 2026, respectively. The applications for renewal were received on May 26, 2004, pursuant to Title 10 of the Code of Federal Regulations Part 54 (10 CFR). A notice of receipt and availability of the applications, which included the environmental report (ER), was published in the *Federal Register* on June 8, 2004 (69 FR 32069). A notice of acceptance for docketing of the applications for renewal of the facility operating license was published in the *Federal Register* on July 21, 2004, (69 FR 43631). The purpose of this notice is to inform the public that the U.S. Nuclear Regulatory Commission (NRC) will be preparing an environmental impact statement (EIS) in support of the review of the license renewal applications and to provide the public an opportunity to participate in the environmental scoping process, as defined in 10 CFR 51.29. In addition, as outlined in 36 CFR 800.8, "Coordination with the National Environmental Policy Act," the NRC plans to coordinate compliance with Section 106 of the National Historic Preservation Act in meeting the requirements of the National Environmental Policy Act of 1969 (NEPA).

In accordance with 10 CFR 51.53(c) and 10 CFR 54.23, Constellation submitted the ER as part of the applications. The ER was prepared pursuant to 10 CFR Part 51 and is available for public inspection at the

NRC Public Document Room (PDR), located at One White Flint North, 11555 Rockville Pike (first floor), Rockville, Maryland 20852, or from the Publicly Available Records component of NRC's Agencywide Documents Access and Management System (ADAMS). ADAMS is accessible at <http://www.nrc.gov/reading-rm/adams.html>, which provides access through the NRC's Electronic Reading Room link. Persons who do not have access to ADAMS, or who encounter problems in accessing the documents located in ADAMS, should contact the NRC's PDR Reference staff at 1-800-397-4209, or 301-415-4737, or by e-mail to [pdr@nrc.gov](mailto:pdr@nrc.gov). The applications may also be viewed on the Internet at <http://www.nrc.gov/reactors/operating/licensing/renewal/applications.html>. In addition, the Penfield Library, located at State University of New York, Oswego, NY 13126, has agreed to make the ER available for public inspection.

This notice advises the public that the NRC intends to gather the information necessary to prepare a plant-specific supplement to the Commission's "Generic Environmental Impact Statement (GEIS) for License Renewal of Nuclear Plants," (NUREG-1437) in support of the review of the applications for renewal of the NMP operating licenses for an additional 20 years. Possible alternatives to the proposed action (license renewal) include no action and reasonable alternative energy sources. The NRC is required by 10 CFR 51.95 to prepare a supplement to the GEIS in connection with the renewal of an operating license. This notice is being published in accordance with the National Environmental Policy Act of 1969 (NEPA) and the NRC's regulations found in 10 CFR Part 51.

The NRC will first conduct a scoping process for the supplement to the GEIS and, as soon as practicable thereafter, will prepare a draft supplement to the GEIS for public comment. Participation in the scoping process by members of the public and local, State, Tribal, and Federal government agencies is encouraged. The scoping process for the supplement to the GEIS will be used to accomplish the following:

- Define the proposed action which is to be the subject of the supplement to the GEIS.
- Determine the scope of the supplement to the GEIS and identify the significant issues to be analyzed in depth.
- Identify and eliminate from detailed study those issues that are peripheral or that are not significant.
- Identify any environmental assessments and other EISs that are

being or will be prepared that are related to, but are not part of the scope of the supplement to the GEIS being considered.

e. Identify other environmental review and consultation requirements related to the proposed action.

f. Indicate the relationship between the timing of the preparation of the environmental analyses and the Commission's tentative planning and decision-making schedule.

g. Identify any cooperating agencies and, as appropriate, allocate assignments for preparation and schedules for completing the supplement to the GEIS to the NRC and any cooperating agencies.

h. Describe how the supplement to the GEIS will be prepared, and include any contractor assistance to be used.

The NRC invites the following entities to participate in scoping:

- The applicant, Constellation Energy Group.
- Any Federal agency that has jurisdiction by law or special expertise with respect to any environmental impact involved, or that is authorized to develop and enforce relevant environmental standards.
- Affected State and local government agencies, including those authorized to develop and enforce relevant environmental standards.
- Any affected Indian tribe.
- Any person who requests or has requested an opportunity to participate in the scoping process.
- Any person who has petitioned or intends to petition for leave to intervene.

In accordance with 10 CFR 51.26, the scoping process for an EIS may include a public scoping meeting to help identify significant issues related to a proposed activity and to determine the scope of issues to be addressed in an EIS. The NRC has decided to hold public meetings for the NMP license renewal supplement to the GEIS. The scoping meetings will be held at the Town of Scriba Conference Room, 42 Creamery Road, Oswego, New York 13126, on Tuesday, September 21, 2004. There will be two sessions to accommodate interested parties. The first session will convene at 1:30 p.m. and will continue until 4:30 p.m., as necessary. The second session will convene at 7 p.m. with a repeat of the overview portions of the meeting and will continue until 10 p.m., as necessary. Both meetings will be transcribed and will include: (1) An overview by the NRC staff of the NEPA environmental review process, the proposed scope of the supplement to the GEIS, and the proposed review

schedule; and (2) the opportunity for interested government agencies, organizations, and individuals to submit comments or suggestions on the environmental issues or the proposed scope of the supplement to the GEIS. Additionally, the NRC staff will host informal discussions one hour before the start of each session at the Town of Scriba Conference Room. No formal comments on the proposed scope of the supplement to the GEIS will be accepted during the informal discussions. To be considered, comments must be provided either at the transcribed public meetings or in writing, as discussed below. Persons may register to attend or present oral comments at the meetings on the scope of the NEPA review by contacting Ms. Leslie Fields, by telephone at 1-800-368-5642, extension 1186, or by Internet to the NRC at [NineMilePointEIS@nrc.gov](mailto:NineMilePointEIS@nrc.gov) no later than September 17, 2004. Members of the public may also register to speak at the meeting within 15 minutes of the start of each session. Individual oral comments may be limited by the time available, depending on the number of persons who register. Members of the public who have not registered may also have an opportunity to speak, if time permits. Public comments will be considered in the scoping process for the supplement to the GEIS. Ms. Fields will need to be contacted no later than September 17, 2004, if special equipment or accommodations are needed to attend or present information at the public meeting, so that the NRC staff can determine whether the request can be accommodated.

Members of the public may send written comments on the environmental scope of the NMP license renewal review to: Chief, Rules and Directives Branch, Division of Administrative Services, Office of Administration, Mailstop T-6D59, U.S. Nuclear Regulatory Commission, Washington, DC, 20555-0001, and should cite the publication date and page number of this Federal Register notice. Comments may also be delivered to the U.S. Nuclear Regulatory Commission, Room T-6D59, Two White Flint North, 11545 Rockville Pike, Rockville, Maryland, 20852-2738 from 7:30 a.m. to 4:15 p.m. during Federal workdays. To be considered in the scoping process, written comments should be postmarked by October 11, 2004. Electronic comments may be sent by the Internet to the NRC at [NineMilePointEIS@nrc.gov](mailto:NineMilePointEIS@nrc.gov) and should be sent no later than October 11, 2004, to be considered in the scoping process. Comments will be available

electronically and accessible through ADAMS at <http://www.nrc.gov/reading-rm/adams.html>.

Participation in the scoping process for the supplement to the GEIS does not entitle participants to become parties to the proceeding to which the supplement to the GEIS relates. Notice of opportunity for a hearing regarding the renewal applications was the subject of the aforementioned Federal Register notice (69 FR 43631). Matters related to participation in any hearing are outside the scope of matters to be discussed at this public meeting.

At the conclusion of the scoping process, the NRC will prepare a concise summary of the determination and conclusions reached, including the significant issues identified, and will send a copy of the summary to each participant in the scoping process. The summary will also be available for inspection in ADAMS at <http://www.nrc.gov/reading-rm/adams.html>. The staff will then prepare and issue for comment the draft supplement to the GEIS, which will be the subject of separate notices and separate public meetings. Copies will be available for public inspection at the above-mentioned addresses, and one copy per request will be provided free of charge. After receipt and consideration of the comments, the NRC will prepare a final supplement to the GEIS, which will also be available for public inspection.

Information about the proposed action, the supplement to the GEIS, and the scoping process may be obtained from Ms. Fields at the aforementioned telephone number or e-mail address.

Dated at Rockville, Maryland, this 2nd day of August 2004.

For the Nuclear Regulatory Commission.

**Pao-Tsin Kuo,**

*Program Director, License Renewal and Environmental Impacts Program, Division of Regulatory Improvement Programs, Office of Nuclear Reactor Regulation.*

[FR Doc. 04-18313 Filed 8-9-04; 10:17 am]

BILLING CODE 7590-01-P

## SECURITIES AND EXCHANGE COMMISSION

[File No. 22-28742]

### Application and Opportunity for Hearing: NationsRent Companies, Inc.

August 5, 2004.

The Securities and Exchange Commission gives notice that NationsRent Companies, Inc. has filed an application under section 304(d) of the Trust Indenture Act of 1939. NationsRent Companies asks the

Commission to exempt from the certificate or opinion delivery requirements of section 314(d) of the 1939 Act certain provisions of an indenture dated October 23, 2003, as supplemented by the first supplement, dated as of July 27, 2004, to the indenture dated as of October 23, 2003, between NationsRent Companies certain guarantors, and Wilmington Trust Company, as trustee. The indenture relates to 9½% Senior Secured Notes due 2010.

Section 304(d) of the 1939 Act, in part, authorizes the Commission to exempt conditionally or unconditionally any indenture from one or more provisions of the 1939 Act. The Commission may provide an exemption under section 304(d) if it finds that the exemption is necessary or appropriate in the public interest and consistent with the protection of investors and the purposes fairly intended by the 1939 Act.

Section 314(d) requires the obligor to furnish to the indenture trustee certificates or opinions of fair value from an engineer, appraiser or other expert upon any release of collateral from the lien of the indenture. The engineer, appraiser or other expert must opine that the proposed release will not impair the security under the indenture in contravention of the provisions of the indenture. The application requests an exemption from section 314(d) for specified dispositions of collateral that are made in NationsRent Companies' and the guarantors' ordinary course of business.

In its application, NationsRent Companies alleges that:

1. The indenture permits NationsRent Companies and the guarantors to dispose of collateral in the ordinary course of their business;
2. NationsRent Companies and the guarantors will deliver to the trustee annual consolidated financial statements audited by certified independent accountants; and
3. NationsRent Companies and the guarantors will deliver to the trustee a semi-annual certificate stating that all dispositions of collateral during the relevant six-month period occurred in NationsRent Companies' and the guarantors' ordinary course of business and that all of the proceeds were used as permitted by the indenture.

Any interested persons should look to the application for a more detailed statement of the asserted matters of fact and law. The application is on file in the Commission's Public Reference Section, File Number 22-28742, 450 Fifth Street, NW., Washington, DC 20549.

The Commission also gives notice that any interested persons may request, in writing, that a hearing be held on this matter. Interested persons must submit those requests to the Commission no later than September 3, 2004. Interested persons must include the following in their request for a hearing on this matter:

- The nature of that person's interest;
- The reasons for the request; and
- The issues of law or fact raised by the application that the interested person desires to refute or request a hearing on.

The interested person should address this request for a hearing to: Jonathan G. Katz, Secretary, Securities and Exchange Commission, 450 Fifth Street, NW., Washington, DC 20549-0609. At any time after September 3, 2004, the Commission may issue an order granting the application, unless the Commission orders a hearing.

For the Commission, by the Division of Corporation Finance, pursuant to delegated authority.

**J. Lynn Taylor,**

*Assistant Secretary.*

[FR Doc. 04-18309 Filed 8-10-04; 8:45 am]

BILLING CODE 8010-01-P

## SMALL BUSINESS ADMINISTRATION

### [Declaration of Economic Injury Disaster #9Z2N]

#### State of Alaska (Amendment #1) Corrected Copy

The above numbered declaration is hereby amended to include the Matanuska-Susitna Borough in the State of Alaska as an economic injury disaster area due to damages caused by wildfires that began on June 7, 2004, and continue to burn.

In addition, applications for economic injury loans from small businesses located in the contiguous political areas of Kenai Peninsula Borough, Municipality of Anchorage, Iditarod Area Regional Education Attendance Area (REAA), and Chugach REAA in the State of Alaska may be filed until the specified date at the previously designated location. All other political areas contiguous to the above named primary borough have previously been declared.

All other information remains the same, i.e., the deadline for filing applications for economic injury is April 22, 2005.

(Catalog of Federal Domestic Assistance Program Nos. 59002)

Dated: August 4, 2004.

**Hector V. Barreto,**  
*Administrator.*

[FR Doc. 04-18320 Filed 8-10-04; 8:45 am]

BILLING CODE 8025-01-P

## SMALL BUSINESS ADMINISTRATION

### [Declaration of Disaster #P045]

#### Territory of Guam

As a result of the President's major disaster declaration for Public Assistance on July 29, 2004, the U.S. Small Business Administration is activating its disaster loan program only for private non-profit organizations that provide essential services of a governmental nature. I find that the Territory of Guam constitutes a disaster area due to damages caused by high winds, flooding, and mudslides as a result of Tropical Storm Tingting occurring on June 26-29, 2004. Applications for loans for physical damage as a result of this disaster may be filed until the close of business on September 27, 2004 at the address listed below or other locally announced locations:

U.S. Small Business Administration,  
Disaster Area 4 Office, P.O. Box  
419004, Sacramento, CA 95841-9004.

The interest rates are:

	Percent
For physical damage:	
Non-profit organizations without credit available elsewhere .....	2.750
Non-profit organizations with credit available elsewhere .....	4.875

The number assigned to this disaster for physical damage is P04506.

(Catalog of Federal Domestic Assistance Program Nos. 59008)

Dated: August 4, 2004.

**Herbert L. Mitchell,**

*Associate Administrator for Disaster Assistance.*

[FR Doc. 04-18318 Filed 8-10-04; 8:45 am]

BILLING CODE 8025-01-P

## SMALL BUSINESS ADMINISTRATION

### [Declaration of Disaster #P044]

#### Commonwealth of the Northern Mariana Islands

As a result of the President's major disaster declaration for Public Assistance on July 29, 2004, the U.S. Small Business Administration is activating its disaster loan program only for private non-profit organizations that

provide essential services of a governmental nature. I find that the Islands of Rota, Saipan, and Tinian located within the Commonwealth of Northern Mariana Islands constitute a disaster area due to damages caused by flooding, high surf, high winds, and wind driven rain associated with Typhoon Tingting occurring on June 27-29, 2004. Applications for loans for physical damage as a result of this disaster may be filed until the close of business on September 27, 2004 at the address listed below or other locally announced locations:

U.S. Small Business Administration,  
Disaster Area 4 Office, P.O. Box  
419004, Sacramento, CA 95841-9004.  
The interest rates are:

	Percent
For physical damage:	
Non-profit organizations without credit available elsewhere .....	2.750
Non-profit organizations with credit available elsewhere .....	4.875

The number assigned to this disaster for physical damage is P04406.

(Catalog of Federal Domestic Assistance Program Nos. 59008)

Dated: August 4, 2004.

**Herbert L. Mitchell,**

*Associate Administrator for Disaster Assistance.*

[FR Doc. 04-18319 Filed 8-10-04; 8:45 am]

BILLING CODE 8025-01-P

## SMALL BUSINESS ADMINISTRATION

### Small Business Size Standards: Waiver of the Nonmanufacturer Rule

**AGENCY:** U.S. Small Business Administration.

**ACTION:** Notice of waiver of the Nonmanufacturer Rule for ice making machinery manufacturing.

**SUMMARY:** The U.S. Small Business Administration (SBA) is granting a waiver of the Nonmanufacturer Rule for Ice Making Machinery Manufacturing. The basis for waivers is that no small business manufacturers are supplying these classes of products to the Federal government. The effect of a waiver would be to allow otherwise qualified regular dealers to supply the products of any domestic manufacturer on a Federal contract set aside for small businesses or awarded through the SBA's 8(a) Business Development Program.

**DATES:** This waiver is effective August 26, 2004.

**FOR FURTHER INFORMATION CONTACT:** Edith Butler, Program Analyst, by

telephone at (202) 619-0422; by fax at (202) 205-7280; or by e-mail at [edith.butler@sba.gov](mailto:edith.butler@sba.gov).

**SUPPLEMENTARY INFORMATION:** Section 8(a)(17) of the Small Business Act (Act), 15 U.S.C. 637(a)(17), requires that recipients of Federal contracts set aside for small businesses or SBA's 8(a) Business Development Program provide the product of a small business manufacturer or processor, if the recipient is other than the actual manufacturer or processor of the product.

This requirement is commonly referred to as the Nonmanufacturer Rule. The SBA regulations imposing this requirement are found at 13 CFR 121.406(b). Section 8(a)(17)(b)(iv) of the Act authorizes SBA to waive the Nonmanufacturer Rule for any "class of products" for which there are no small business manufacturers or processors available to participate in the Federal market.

As implemented in SBA's regulations at 13 CFR 121.1204, in order to be considered available to participate in the Federal market for a class of products, a small business manufacturer must have submitted a proposal for a contract solicitation or received a contract from the Federal government within the last 24 months. The SBA defines "class of products" based on six digit coding systems. The first coding system is the Office of Management and Budget North American Industry Classification System (NAICS). The second is the Product and Service Code established by the Federal Procurement Data System.

The SBA received a request on June 14, 2004 to waive the Nonmanufacturer Rule for Ice Making Machinery Manufacturing. In response, on June 22, 2004, SBA published in the **Federal Register** a notice of intent to waive the Nonmanufacturer Rule for Ice Making Machinery Manufacturing.

SBA explained in the notice that it was soliciting comments and sources of small business manufacturers of this class of products. In response to this notice, comments were received from interested parties. SBA has determined from these sources that there are no small business manufacturers of this class of products, and is therefore granting the waiver of the Nonmanufacturer Rule for Ice Making Machinery Manufacturing, NAICS 333415.

**Authority:** 15 U.S.C. 637(a)(17).

Dated: July 30, 2004.

**Emily Murphy,**

*Acting Associate Administrator for Government Contracting.*

[FR Doc. 04-18392 Filed 8-10-04; 8:45 am]

BILLING CODE 8025-01-P

## DEPARTMENT OF TRANSPORTATION

### Office of the Secretary

#### Aviation Proceedings, Agreements Filed the Week Ending July 23, 2004

The following Agreements were filed with the Department of Transportation under the provisions of 49 U.S.C. 412 and 414. Answers may be filed within 21 days after the filing of the application.

*Docket Number:* OST-2004-18717.

*Date Filed:* July 22, 2004.

*Parties:* Members of the International Air Transport Association.

*Subject:* CSC/26/Meet/007/2004 dated July 21, 2004.

*Finally Adopted Resolutions:* 002/003/600a/601/602/619/621/680/681/695/788/ RP1600b/1600b(II)/1601/1665/1670.

*Intended effective date:* October 1, 2004.

*Docket Number:* OST-2004-18723.

*Date Filed:* July 23, 2004.

*Parties:* Members of the International Air Transport Association.

*Subject:* PTC2 EUR-ME 0188 dated July 23, 2004.

*Mail Vote 398—Resolution 010p, TC2 Special Passenger Amending Resolution between Europe and Middle East r1-r3.*

*Intended effective date:* January 1, 2005.

*Docket Number:* OST-2004-18724.

*Date Filed:* July 23, 2004.

*Parties:* Members of the International Air Transport Association.

*Subject:* PTC3 0772 dated July 23, 2004.

*Mail Vote 401—Resolution 010s, TC3 Special Passenger Amending Resolution between Japan and China (excluding Hong Kong SAR and Macao SAR) r1-r9.*

*Intended effective date:* August 10, 2004.

**Andrea M. Jenkins,**

*Program Manager, Docket Operations, Federal Register Liaison.*

[FR Doc. 04-18350 Filed 8-10-04; 8:45 am]

BILLING CODE 4910-62-P

## DEPARTMENT OF TRANSPORTATION

### Federal Aviation Administration

#### Premium War Risk Insurance

**AGENCY:** Federal Aviation Administration, DOT.

**ACTION:** Notice of extension of aviation insurance.

**SUMMARY:** This notice contains the text of a memorandum from the Secretary of Transportation to the President regarding the extension of the provision of aviation insurance coverage for U.S. flag commercial air carrier service in domestic and international operations.

**DATES:** Dates of extension from August 31, 2004, through December 31, 2004.

**FOR FURTHER INFORMATION CONTACT:** Helen Kish, Program Analyst, APO-3, or Eric Nelson, Program Analyst, APO-3, Federal Aviation Administration, 800 Independence Ave., SW., Washington, DC 20591, telephone 202-267-9943 or 202-267-3090. Or online at FAA Insurance Web site: <http://insurance.faa.gov>.

**SUPPLEMENTARY INFORMATION:** On July 30, 2004, the Secretary of Transportation authorized a 60-day extension of aviation insurance provided by the Federal Aviation Administration as follows:

#### MEMORANDUM FOR THE PRESIDENT

Pursuant to the authority delegated to me by the President in paragraph (3) of Presidential Order 2004-13 of December 11, 2003, I have extended the determination to allow for the provision of aviation insurance and reinsurance coverage for U.S. Flag commercial air carrier service in domestic and international operations through December 31, 2004.

Pursuant to section 44306(c) of Chapter 443 of 49 U.S.C., Aviation Insurance, the period for provision of insurance shall be extended from August 31, 2004, through December 31, 2004.  
Norman Y. Mineta

*Affected Public:* Air Carriers who currently have premium war risk insurance with the Federal Aviation Administration.

Issued in Washington, DC on August 4, 2004.

**John M. Rodgers,**

*Director, Aviation Insurance Program Office.*

[FR Doc. 04-18402 Filed 8-10-04; 8:45 am]

BILLING CODE 4910-13-M

**DEPARTMENT OF TRANSPORTATION****Federal Railroad Administration****Petition for Waiver of Compliance**

In accordance with Part 211 of Title 49 Code of Federal Regulations (CFR), notice is hereby given that the Federal Railroad Administration (FRA) received a request for a waiver of compliance with certain requirements of its safety standards. The individual petition is described below, including the party seeking relief, the regulatory provisions involved, the nature of the relief being requested, and the petitioner's arguments in favor of relief.

**New Jersey Transit**

[Docket Number FRA-2004-18577]

New Jersey Transit (NJ Transit) seeks a waiver of compliance from the provisions of the Federal Track Safety Standards, 49 CFR Section 213.345, Subpart G, regarding certain high speed vehicle qualification testing requirements. The waiver would provide relief from having to use instrumented wheel set (IWS) tests in order to qualify its new COMET V coach equipment for speeds up to 100 mph.

The petitioner recently placed in service 230 of its new COMET V coach cars on AMTRAK's Northeast Corridor (NEC) at speeds up to 90 mph. The petitioner claims that the equipment has been designed and tested in accordance with the Federal Passenger Equipment Safety Standards (CFR Part 238) and that its suspension system specifically meets the requirements for Tier I equipment described in CFR Part 238.227(a). The petitioner also claims that the truck and suspension systems on the COMET V are virtually identical to the COMET IV cars that have operated at up to 100 mph on the NEC since 1996 [and are grandfathered under CFR Part 213.345(a)]. Because of the similarity between the COMET V and COMET IV, NJ Transit considered the COMET V to be qualified to run at 100 mph and requested permission from the FRA in July of 2002.

The FRA's analysis determined that there are enough physical differences between the COMET V and COMET IV which, when considered cumulatively, prevent the FRA from considering these vehicles as equivalent for the purposes of "grandfathering" under CFR Part 213.345(a), Subpart G. In its April 9, 2003 letter, FRA approved the petitioner's plan to conduct an equivalency test for the purpose of gathering data necessary to document a Request for Waiver under CFR Section 213.317 Waivers. During the week of

August 11-15, 2003, the petitioner, in cooperation with AMTRAK and under the observation of the FRA, conducted equivalency testing of the COMET V and COMET IV on the NEC between Newark, NJ and Philadelphia, PA at speeds up to 110 mph in non-revenue service. The petitioner submitted favorable test results to the FRA on March 8, 2004 which confirm that the COMET V and COMET IV are equivalent. The petitioner feels that the equivalency testing is sufficient to warrant the operation of the COMET V on the NEC at up to 100 mph in lieu of the IWS tests required in CFR Part 213.345.

Interested parties are invited to participate in these proceedings by submitting written views, data, or comments. FRA does not anticipate scheduling a public hearing in connection with these proceedings since the facts do not appear to warrant a hearing. If any interested party desires an opportunity for oral comment, they should notify FRA, in writing, before the end of the comment period and specify the basis for their request.

All communication concerning these proceedings should identify the appropriate docket number (e.g., Waiver Petition Docket Number FRA-2004-18577) and must be submitted to the Docket Clerk, DOT Docket Management Facility, Room PL-401 (Plaza Level), 400 7th Street, SW., Washington, DC 20590. Communications received within 30 days of the date of this notice will be considered by FRA before final action is taken. Comments received after that date will be considered as far as practicable. All written communications concerning these proceedings are available for examination during regular business hours (9 a.m.—5 p.m.) at the above facility. All documents in the public docket are also available for inspection and copying on the Internet at the docket facility's Web site at <http://dms.dot.gov>.

Anyone is able to search the electronic form of all comments received into any of our dockets by the name of the individual submitting the comment (or signing the comment, if submitted on behalf of an association, business, labor union, etc.). You may review DOT's complete Privacy Act Statement in the **Federal Register** published on April 11, 2000 (Volume 65, Number 70; Pages 19477-78). The Statement may also be found at <http://dms.dot.gov>.

Issued in Washington, DC on August 5, 2004.

Michael J. Logue,

Deputy Associate Administrator for Safety Compliance and Program Implementation.

[FR Doc. 04-18296 Filed 8-10-04; 8:45 am]

BILLING CODE 4910-06-P

**DEPARTMENT OF TRANSPORTATION****Federal Railroad Administration****Notice of Safety Advisory 2004-03**

**AGENCY:** Federal Railroad Administration (FRA), DOT.

**ACTION:** Notice of safety advisory.

**SUMMARY:** FRA is issuing Safety Advisory 2004-3 addressing the importance of restoring failed or malfunctioning highway-rail grade crossing warning systems to proper operation "without undue delay." This safety advisory supplements Safety Advisory 2002-01 issued on January 16, 2002, which addressed the importance of clear, precise, unambiguous railroad safety procedures to ensure the safety of highway-rail grade crossing warning systems or wayside signal systems that are temporarily removed from service.

**FOR FURTHER INFORMATION CONTACT:** Mark Jones, Signal and Train Control Division, Office of Safety Assurance and Compliance, FRA, 1120 Vermont Avenue, NW., Washington, DC, 20590 (telephone 202-493-6232), e-mail [mark.jones@fra.dot.gov](mailto:mark.jones@fra.dot.gov), or Kathy Shelton, Office of Chief Counsel, FRA, 1120 Vermont Avenue, NW., Washington, DC 20590 (telephone 202-493-6063), e-mail [kathryn.shelton@fra.dot.gov](mailto:kathryn.shelton@fra.dot.gov).

**SUPPLEMENTARY INFORMATION:****Background**

Highway-rail grade crossing active warning systems serve a critical role in providing for the safety of highway users at highway-rail grade crossings. Highway users rely on the proper functioning and integrity of these systems to provide accurate and credible warning of the approach of a train. The failure or malfunction of even one of these systems has the potential for catastrophic consequences, including injury or death.

In the interest of public safety, FRA regulations at 49 CFR Part 234 ("Grade Crossing Signal System Safety") provide minimum standards for the maintenance, inspection, and testing of highway-rail grade crossing warning systems. Today's highway-rail grade crossing warning systems have proven to be extremely reliable. Despite this

high degree of reliability, there are instances when these systems may fail or malfunction. Therefore, FRA regulations also contain provisions governing the actions that railroads are required to take in response to credible reports of highway-rail grade crossing warning system malfunction.

This safety advisory specifically addresses the requirements of 49 CFR 234.207(a), which states that "when any essential component of a highway-rail grade crossing warning system fails to perform its intended function, the cause shall be determined and the faulty component adjusted, repaired, or replaced without undue delay." While there is no specific time limit associated with this requirement, FRA expects that railroads will make every effort to restore the system to proper operation in as timely a manner as possible.

FRA recognizes that there may be circumstances in which a malfunctioning warning system cannot be repaired immediately. However, when issuing 49 CFR Part 234, FRA intended to ensure that remedial action would begin as soon as possible. As explained in the preamble discussion of 49 CFR 234.207,

[i]t is of paramount importance that remedial action begin as soon as possible after a credible report of a malfunction is received by a railroad. In general, adjustment, repair, or replacement without undue delay will require that remedial action be taken in as timely a manner as possible. Successful, practical application of these general principles may be the objective of this regulatory proceeding that is most crucial to the safety of the motoring public; and the safety of employees and rail operations is also implicated. Because of the great variety of factors involved with malfunctioning warning systems, including the location of the crossing, frequency of train movements, type of corrective action needed, availability of personnel, and other competing emergency situations we are unwilling at this time to establish specific time limits for actions.

59 Fed. Reg. 50086, 50096 (1994).

Although FRA did not establish specific time limits for warning system repair or replacement, the rule prohibits any delay that is undue (*i.e.*, unjustifiable or excessive). While 49 CFR 234.207(b) provides alternative methods for warning highway users until the malfunctioning warning system is repaired, it is not intended to provide a permanent alternative to the warning provided by a fully functioning active warning system. The only situation in which an active warning system may remain permanently out of service is addressed by 49 CFR 234.103(c), which states that "repair of a warning system [is not required], if, acting in accordance with applicable

State law, the railroad proceeds to discontinue or dismantle the warning system. However, until repair, correction, discontinuance, or dismantling of the warning system is completed, the railroad shall comply with this subpart to ensure the safety of the traveling public and railroad employees."

Notwithstanding situations in which a railroad has proceeded to discontinue or dismantle a malfunctioning active warning system in accordance with applicable State law, FRA expects that railroads will make every effort to return a malfunctioning active warning system to proper operation in as timely a manner as possible. FRA will take firm enforcement action, which could include civil penalties against the companies and/or individuals responsible, in those situations in which a warning system is not in service for an extended period of time due to the failure of a railroad to make necessary repairs to the system.

#### Recommendation

In recognition of the need to assure safety, FRA strongly recommends the following:

(1) Each railroad with maintenance responsibility for one or more highway-rail grade crossing active warning systems should conduct system wide surveys for the purpose of locating and repairing any active warning systems that are malfunctioning and/or temporarily removed from service.

(2) Each railroad with maintenance responsibility for one or more highway-rail grade crossing active warning systems should have specific policies or procedures in place requiring the restoration of highway-rail grade crossing active warning systems to proper operation in a timely manner.

Issued in Washington, DC on August 5, 2004.

Grady C. Cothen Jr.

Acting Associate Administrator for Safety.  
[FR Doc. 04-18295 Filed 8-10-04; 8:45 am]  
BILLING CODE 4910-06-P

## DEPARTMENT OF TRANSPORTATION

### Maritime Administration

[Docket No.: MARAD 2004-17114]

#### Availability of a Draft Environmental Assessment

**AGENCY:** Department of Transportation, Maritime Administration.

**ACTION:** Notice of the availability of a Draft Environmental Assessment.

**SUMMARY:** The purpose of this notice is to make available for public review and comment the Draft Environmental Assessment (DEA) for the Port of Anchorage, Marine Terminal Redevelopment Project. The DEA analyzes the potential impacts on the natural and manmade environment associated with the proposed Marine Terminal Redevelopment Project. This environmental documentation supports the proposed expansion of the Port of Anchorage (POA), which includes a variety of activities to enhance the transportation of goods and people within the State of Alaska.

**DATES:** Comments on the DEA must be received by September 10, 2004.

**FOR FURTHER INFORMATION CONTACT:** Daniel E. Yuska, Jr., Environmental Protection Specialist, Office of Environmental Activities, U.S. Maritime Administration, 400 Seventh Street, SW., Washington, DC 20590; telephone (202) 366-0714, fax (202) 366-6988.

**SUPPLEMENTARY INFORMATION:** Comments should refer to the docket number that appears on the top of this document. Written comments may be submitted to the Docket Clerk, U.S. DOT Dockets, Room PL-401, 400 Seventh Street, SW., Washington, DC 20590. Comments may also be submitted by electronic means via the Internet at <http://dmses.dot.gov/submit>. Note that all comments received will be posted without change including any personal information provided in the comment. All comments received will be available for examination at the above address between 10 a.m. and 5 p.m. e.t., Monday through Friday, except Federal holidays. An electronic version of this document is available on the World Wide Web at <http://dms.dot.gov>. No comments will be accepted after September 10, 2004. In addition, copies of the DEA are available for public viewing on the Port of Anchorage Web site (<http://www.portofanchorage.org>) or at the Loussac Library in Anchorage.

(Authority: 49 CFR 1.66.)

Dated: August 6, 2004.

By Order of the Maritime Administrator.

Joel C. Richard,

Secretary, Maritime Administration.

[FR Doc. 04-18358 Filed 8-10-04; 8:45 am]

BILLING CODE 4910-81-P

**DEPARTMENT OF TRANSPORTATION****National Highway Traffic Safety Administration**

[U.S. DOT Docket Number NHTSA-2004-18842]

**Reports, Forms, and Record Keeping Requirements**

**AGENCY:** National Highway Traffic Safety Administration (NHTSA), U.S. Department of Transportation.

**ACTION:** Request for public comment on proposed collection of information.

**SUMMARY:** Before a Federal agency can collect certain information from the public, it must receive approval from the Office of Management and Budget (OMB). Under procedures established by the Paperwork Reduction Act of 1995, before seeking OMB approval, Federal agencies must solicit public comment on proposed collections of information, including extensions and reinstatement of previously approved collections.

This document describes two collections of information for which NHTSA intends to seek OMB approval.

**DATES:** Comments must be received on or before October 12, 2004.

**ADDRESSES:** Comments must refer to the docket notice numbers cited at the beginning of this notice and be submitted to Docket Management, National Highway Traffic Safety Administration, Room PL-401, 400 Seventh Street, SW., Washington, DC 20590. Please identify the proposed collection of information for which a comment is provided, by referencing its OMB Clearance Number. It is requested, but not required, that 2 copies of the comment be provided. The Docket Section is open on weekdays from 10 a.m. to 5 p.m.

**FOR FURTHER INFORMATION CONTACT:**

Complete copies of each request for the collection of information may be obtained at no charge from Mr. Michael J. Jordan, National Highway Traffic Safety Administration (NVS-216), 400 Seventh Street, SW., (Room 2318), Washington, DC 20590. Mr. Jordan's telephone number is (202) 493-0576. Please identify the relevant collection of information by referring to its OMB Control Number.

**SUPPLEMENTARY INFORMATION:** Under the Paperwork Reduction Act of 1995; before an agency submits a proposed collection of information to OMB for approval, it must first publish a document in the *Federal Register* providing a 60-day comment period and otherwise consult with members of the

public and affected agencies concerning each proposed collection of information. The OMB has promulgated regulations describing what must be included in such a document. Under OMB's regulation (at 5 CFR 1320.8(d)), an agency must ask for public comment on the following:

(i) Whether the proposed collection of information is necessary for the proper performance of the functions of the agency, including whether the information will have practical utility;

(ii) The accuracy of the agency's estimate of the burden of the proposed collection of information, including the validity of the methodology and assumptions used;

(iii) How to enhance the quality, utility, and clarity of the information to be collected;

(iv) How to minimize the burden of the collection of information on those who are to respond, including the use of appropriate automated, electronic, mechanical, or other technological collection techniques or other forms of information technology, e.g., permitting electronic submission of responses.

In compliance with these requirements, NHTSA asks for public comments on the following proposed collections of information:

(1) *Title:* Consumer Complaint Information.

*OMB Control Number:* 2127-0008.

*Affected Public:* Individuals and households.

*Abstract:* Under chapter 301 of title 49 of the United States Code, manufacturers of motor vehicles and items of motor vehicle equipment must notify owners and provide a free remedy (i.e., a recall) when it has been determined that a safety-related defect exists in the manufacturer's product. NHTSA investigates possible safety defects and may order recalls. NHTSA solicits information from vehicle owners, which is used to identify and evaluate possible safety-related defects and provide evidence of the existence of such defects.

Consumer complaint information takes the form of a Vehicle Owner's Questionnaire (VOQ), which is a paper, self-addressed mailer that consumers complete. This mailer contains owner information, product information, failed component information, and incident information. It may also take the form of an electronic VOQ containing the same information as identified above, which can be submitted via NHTSA's Internet Web site or by calling the Department of Transportation's Auto Safety Hotline. Or, it may take the form of a consumer letter. All consumer complaint information, in addition to other sources

of available information, is reviewed by NHTSA staff to determine whether a safety-related defect trend or catastrophic failure is developing that would warrant the opening of a safety defect investigation.

*Estimated Annual Burden:* 16,268 hours.

*Number of Respondents:* 49,296.

(2) *Title:* Voluntary Child Safety Seat Registration Form.

*OMB Control Number:* 2127-0576.

*Affected Public:* Individuals and households.

*Abstract:* Chapter 301 of title 49 of the United States provides that if either NHTSA or a manufacturer determines that motor vehicles or items of motor vehicle equipment contain a defect that relates to motor vehicle safety or fail to comply with an applicable Federal Motor Vehicle Safety Standard, the manufacturer must notify owners and purchasers of the defect or noncompliance and must provide a remedy without charge. Pursuant to 49 CFR part 577, defect and noncompliance notification for equipment items, including child restraint systems (CRS), must be sent by first class mail to the most recent purchaser known to the manufacturer. To increase the likelihood that CRS manufacturers will be aware of the identity of purchasers, NHTSA adopted S5.8 of Federal Motor Vehicle Safety Standard No. 213, to require manufacturers to include a postage-paid form with each CRS so the purchaser can register with the manufacturer. In addition to the registration form supplied by the manufacturer, NHTSA has implemented a CRS registration system to assist those individuals who have either lost the registration form that came with the CRS or purchased a previously owned CRS. In the absence of a registration system, many owners of child passenger safety seats would not be notified of safety defects and noncompliances, and would not have the defects and noncompliances remedied, because the manufacturer would not be aware of their identities.

*Estimated Annual Burden:* 283 hours.

*Number of Respondents:* 5,665.

*Comments are invited on:* Whether the proposed collection of information is necessary for the proper performance of the functions of the Department, including whether the information will have practical utility; the accuracy of the Department's estimate of the burden of the proposed information collection; ways to enhance the quality, utility, and clarity of the information to be collected; and ways to minimize the burden of the collection of information on respondents, including the use of



automated collection techniques or other forms of information technology.

Issued on: August 5, 2004.

**Kenneth N. Weinstein,**

*Associate Administrator for Enforcement.*

[FR Doc. 04-18356 Filed 8-10-04; 8:45 am]

BILLING CODE 4910-59-P

## DEPARTMENT OF TRANSPORTATION

### National Highway Traffic Safety Administration

[Docket No. NHTSA-2004-18714; Notice 1]

#### Volkswagen of America, Inc., Receipt of Petition for Decision of Inconsequential Noncompliance

Volkswagen of America, Inc. (Volkswagen) has determined that label information on certain vehicles that it produced in 2003 and 2004 does not comply with S5.3 of 49 CFR 571.120, Federal Motor Vehicle Safety Standard (FMVSS) No. 120, "Tire selection and rims for motor vehicles other than passenger cars." Volkswagen has filed an appropriate report pursuant to 49 CFR Part 573, "Defect and Noncompliance Reports."

Pursuant to 49 U.S.C. 30118(d) and 30120(h), Volkswagen has petitioned for an exemption from the notification and remedy requirements of 49 U.S.C. Chapter 301 on the basis that this noncompliance is inconsequential to motor vehicle safety.

This notice of receipt of Volkswagen's petition is published under 49 U.S.C. 30118 and 30120 and does not represent any agency decision or other exercise of judgment concerning the merits of the petition.

A total of approximately 23,017 Volkswagen Touareg MPV vehicles produced between November 3, 2003 and July 2, 2004 are affected. S5.3 of FMVSS No. 120, "Label information," requires that the certification label or a separate tire information label shall show certain information about the tires and rims, as specified in S5.3.1 and S5.3.2. S5.3.1, "Tires," refers to "The size designation \* \* \* and the recommended cold inflation pressure for those tires. \* \* \*" S5.3.2, "Rims," refers to "The size designation \* \* \* of Rims \* \* \* appropriate for those tires." Volkswagen chose to use a separate label on the affected vehicles that does not contain the rim size markings required by S5.3.2.

Volkswagen believes that the noncompliance is inconsequential to motor vehicle safety and that no corrective action is warranted. Volkswagen states the following:

Volkswagen believes that the lack of rim size information on any of the labels does not create a risk to motor vehicle safety because any replacement tires of equivalent size to the factory installed tires or to any factory option tire would be compatible with the factory installed wheel rims. If an owner purchases wheel rims to replace those installed by Volkswagen, the selling dealer would be responsible for advising the owner on the compatible tire and wheel rim combination.

Volkswagen states that no customer complaints have been received regarding the lack of wheel rim size information on the tire pressure information label. Volkswagen has fixed the problem.

Interested persons are invited to submit written data, views, and arguments on the petition described above. Comments must refer to the docket and notice number cited at the beginning of this notice and be submitted by any of the following methods. Mail: Docket Management Facility, U.S. Department of Transportation, Nassif Building, Room PL-401, 400 Seventh Street, SW., Washington, DC, 20590-0001. Hand Delivery: Room PL-401 on the plaza level of the Nassif Building, 400 Seventh Street, SW., Washington, DC. It is requested, but not required, that two copies of the comments be provided. The Docket Section is open on weekdays from 10 a.m. to 5 p.m. except Federal Holidays. Comments may be submitted electronically by logging onto the Docket Management System Web site at <http://dms.dot.gov>. Click on "Help" to obtain instructions for filing the document electronically. Comments may be faxed to 1-202-493-2251, or may be submitted to the Federal eRulemaking Portal: go to <http://www.regulations.gov>. Follow the online instructions for submitting comments.

The petition, supporting materials, and all comments received before the close of business on the closing date indicated below will be filed and will be considered. All comments and supporting materials received after the closing date will also be filed and will be considered to the extent possible. When the petition is granted or denied, notice of the decision will be published in the **Federal Register** pursuant to the authority indicated below.

*Comment closing date:* September 10, 2004.

**Authority:** (49 U.S.C. 30118, 30120; delegations of authority at CFR 1.50 and 501.8)

Issued on: August 5, 2004.

**Kenneth N. Weinstein,**

*Associate Administrator for Enforcement.*

[FR Doc. 04-18298 Filed 8-10-04; 8:45 am]

BILLING CODE 4910-59-P

## DEPARTMENT OF TRANSPORTATION

### National Highway Traffic Safety Administration

[Docket No. NHTSA-2004-18848]

#### Electronic Submission of Conformity Information Regarding Certain Imported Nonconforming Motor Vehicles

**AGENCY:** National Highway Traffic Safety Administration (NHTSA), DOT.

**ACTION:** Notice of proposed action.

**SUMMARY:** This document announces that NHTSA is considering a proposal to permit registered importers (RIs) to submit to the agency, in an electronic format, certain information regarding imported vehicles that are certified by their manufacturer as complying with Canadian motor vehicle safety standards (CMVSS), but not with all applicable Federal motor vehicle safety standards (FMVSS). Currently, RIs submit this information to the agency in a hard copy format. The proposal should result in a savings, for both the agency and the RI community, of the costs that are currently associated with the assemblage, mailing, and storage of these records in hard copy form.

**DATES:** The closing date for comments on the petition is September 10, 2004.

**ADDRESSES:** Comments should refer to the docket number and notice number, and be submitted to: Docket Management, Room PL-401, 400 Seventh St., SW., Washington, DC 20590. (Docket hours are from 9 a.m. to 5 p.m.) Anyone is able to search the electronic form of all comments received into any of our dockets by the name of the individual submitting the comment (or signing the comment, if submitted on behalf of an association, business, labor union, etc.). You may review DOT's complete Privacy Act Statement in the **Federal Register** published on April 11, 2000 (volume 65, number 70; pages 19477-78), or you may visit <http://dms.dot.gov>.

**FOR FURTHER INFORMATION CONTACT:** Coleman Sachs, Office of Vehicle Safety Compliance, NHTSA (202-366-3151).

**SUPPLEMENTARY INFORMATION:** One of NHTSA's responsibilities is to monitor the importation into the United States of motor vehicles that were not originally manufactured to comply with all

applicable Federal motor vehicle safety and bumper standards. Such vehicles cannot be permanently imported into the United States unless (1) they are determined eligible for importation by NHTSA, based on their capability of being modified to conform to all applicable FMVSS and bumper standards and (2) they are imported by an importer specially registered with the agency (a "registered importer" or "RI"), or by a person who has a contract with an RI to bring the vehicle into compliance with all applicable FMVSS and bumper standards. See 49 U.S.C. §§ 30112(a) and 30141. At the time that a nonconforming vehicle is imported, the importer furnishes to Customs a bond, in an amount equivalent to 150 percent of the dutiable value of the vehicle, to ensure that the vehicle is brought into compliance with all applicable FMVSS and bumper standards within 120 days of entry, or is exported from, or abandoned to, the United States. To obtain release of the bond, the importer must submit to NHTSA a statement certifying that the vehicle has been brought into conformity with all applicable standards, supported by documentary and photographic evidence of the vehicle's conformity, and evidence that there are no unremedied safety-related defects or noncompliances with FMVSS. We refer to this statement and its supporting material as a "conformity package." We currently require these conformity packages to be submitted to us in hard copy format. A separate conformity package is submitted to the agency for each nonconforming vehicle imported under the RI program. If the conformity package is adequate, NHTSA notifies the RI that the DOT Conformance bond is released, which authorizes the RI to release the vehicle so that it can be licensed or registered for use on public roads.

In calendar years 2002 and 2003, more than 309,000 vehicles were imported under this program, 307,000 (over 99%) of which were imported from Canada and were originally certified as complying with the CMVSS. The remaining non-conforming vehicles, commonly referred to as gray-market vehicles, were imported from countries other than Canada. Because the CMVSS, with limited exceptions, are substantially identical to the FMVSS, few modifications ordinarily need to be performed to conform a Canadian-certified motor vehicle to U.S. standards. As a consequence, the conformity packages that are submitted to NHTSA for Canadian-certified vehicles contain relatively little

information. That is not the case for vehicles that were originally manufactured for sale in Europe and other foreign markets, which generally have standards that differ significantly from the FMVSS. Owing to those differences, the conformity packages for those vehicles ordinarily contain considerably more documentary and photographic evidence on the modifications that were necessary to conform the vehicles to U.S. standards than is the case for Canadian-certified motor vehicles. Consequently, we are not proposing to allow conformity packages for non-Canadian vehicles to be submitted electronically at this time.

Conformity packages are normally sent to the agency by parcel delivery service, such as Federal Express, United Parcel Service, or DHL. Following review of the packages by NHTSA, they are warehoused for a period of two years, at considerable expense to the agency. To relieve the paperwork burdens and costs the current procedures have imposed on both the affected RI community and the agency, we are considering permitting RIs to submit conformity packages to us electronically for Canadian-certified motor vehicles.

We are considering the establishment of a secure, web-based interface through which RIs could transmit electronically to NHTSA documentary and photographic evidence that the vehicle had been brought into conformity with the FMVSS, as well as evidence that remedies for all safety-related defects and noncompliances with safety standards that are the subject of outstanding safety recall campaigns have been performed on the vehicles.

By using a web-based interface, the time and effort needed to prepare, send, process, and store conformity packages should be significantly reduced. We also anticipate that NHTSA will be able to issue an electronic bond release letter promptly following the successful submission of the electronic conformity package. This should benefit RIs and their customers by permitting imported Canadian-certified vehicles to be released for registration and licensing for use on U.S. roads more quickly after their importation. However, those RIs that wish to continue to submit hard copy conformity packages could continue to do so.

Pursuant to 49 CFR 592.6(f), RIs must submit " \* \* \* photographic and documentary evidence of conformance with each applicable Federal motor vehicle safety and bumper standard and \* \* \* such information, if any, as the Administrator may request." Over the years, the agency has advised RIs of the

information that is required. For an electronically submitted conformity package, we would accept documents created in an electronic format, digital photographs (images) from a digital camera, and documents converted to electronic format by a scanner. The following items, at a minimum, must be included in each conformity package transmitted to the agency for a Canadian vehicle:

(1) A statement from the RI certifying that the vehicle complies with all applicable Federal motor vehicle safety and bumper standards, and specifying whether the vehicle was originally manufactured to conform, or was modified to conform, to each applicable standard.

(2) A statement describing the specific conformance modifications made.

(3) Photographs of the original manufacturer's certification label; the RI certification label affixed to vehicle; the instrument cluster showing the speedometer scale graduated in miles per hour (MPH); the steering wheel hub and dashboard facing the outboard front passenger seat on vehicles equipped with an air bags; the automatic seat belts on vehicles that are so equipped; and a 3/4 front overall photo showing the vehicle's exterior.

(4) The DOT conformance bond number, the amount, and the name of the surety.

(5) The name of the company issuing the mandatory service insurance policy covering recall work that may have to be performed on the vehicle and the effective date of the policy.

(6) Evidence that all safety-related defects and noncompliances with safety standards that have been determined to exist in the vehicle have been remedied.

Although this policy would not amend any NHTSA regulation, we are interested in the public's views on the issues addressed in this notice. If you are an RI or are affiliated with such an entity and elect to respond to this notice, your response should describe:

(1) The extent to which your company believes it could easily transition to a web-based approach for submitting conformity packages electronically to NHTSA, and if it does not believe that this could be easily achieved, the factors that may complicate your company's transition.

(2) Whether your company currently uses electronic equipment of the type that would be needed for a web-based submission, including personal computers, scanners, and digital cameras.

(3) Whether your company currently uses the Internet, including e-mail, and

whether it has high-speed or dial-up Internet access.

(4) Whether your company is currently transmitting vehicle importation information in electronic format (e.g., to a Customs broker). If so, state whether your company is using "off the shelf" software or software specifically designed for this purpose.

(5) The extent to which you believe the electronic submission of conformity packages would be beneficial or detrimental to your company (e.g., increases or decreases in errors and anticipated costs).

Interested persons are invited to submit comments on this proposal. Comments should refer to the docket number and be submitted to: Docket Management, Room PL-401, 400 Seventh St., SW., Washington, DC 20590. (Docket hours are from 9 a.m. to 5 p.m.) It is requested but not required that 10 copies be submitted.

All comments received before the close of business on the closing date indicated above will be considered, and will be available for examination in the docket at the above address both before and after that date. To the extent

possible, comments filed after the closing date will also be considered.

**Authority:** 49 U.S.C. 30141(d)(1)(A) and 30146(a)(1), (c), and (e); 49 CFR 591.8(d)(2), (d)(3), and (d)(5); delegations of authority at 49 CFR 1.50 and 501.8.

**Claude H. Harris,**  
*Director, Office of Vehicle Safety Compliance.*  
 [FR Doc. 04-18355 Filed 8-10-04; 8:45 am]  
**BILLING CODE 4910-59-P**

**DEPARTMENT OF THE TREASURY**

**Submission for OMB Review; Comment Request**

August 2, 2004.

The Department of Treasury has submitted the following public information collection requirement(s) to OMB for review and clearance under the Paperwork Reduction Act of 1995, Public Law 104-13. Copies of the submission(s) may be obtained by calling the Treasury Bureau Clearance Officer listed. Comments regarding this information collection should be addressed to the OMB reviewer listed

and to the Treasury Department Clearance Officer, Department of the Treasury, Room 11000, 1750 Pennsylvania Avenue, NW., Washington, DC 20220.

**Dates:** Written comments should be received on or before September 10, 2004, to be assured of consideration.

**Internal Revenue Service (IRS)**

**OMB Number:** 1545-0074.

**Form Number:** IRS Form 1040 and Schedules A, B, C, C-EZ, D, D-1, E, EIC, F, H, J, R, and SE.

**Type of Review:** Revision.

**Title:** U.S. Individual Income Tax Return.

**Description:** Form 1040 and schedules are used by individuals to report their income tax liability. The data is used to verify that the items reported on the forms are correct, and also for general statistical use.

**Respondents:** Individuals or households.

**Estimated Number of Respondents/Recordkeepers:** 78,863,011.

**Estimated Burden Hours Respondent/Recordkeeper:**

Form/schedule	Recordkeeping	Learning about the law or the form	Preparing the form	Copying, assembling, and sending the form to the IRS	Totals
Form 1040	2 hr., 46 min.	3 hr., 57 min.	6 hr., 15 min.	34 min.	13 hr., 32 min.
Schedule A	3 hr., 4 min.	39 min.	1 hr., 34 min.	20 min.	5 hr., 37 min.
Schedule B	33 min.	8 min.	25 min.	20 min.	1 hr., 26 min.
Schedule C	6 hr., 4 min.	1 hr., 51 min.	2 hr., 19 min.	41 min.	10 hr., 55 min.
Schedule C-EZ	45 min.	3 min.	35 min.	20 min.	1 hr., 43 min.
Schedule D	55 min.	2 hr., 30 min.	2 hr., 18 min.	27 min.	6 hr., 10 min.
Schedule D-1	13 min.	1 min.	11 min.	34 min.	59 min.
Schedule E	3 hr., 0 min.	1 hr., 13 min.	1 hr., 27 min.	34 min.	6 hr., 14 min.
Schedule EIC	0 min.	1 min.	13 min.	20 min.	34 min.
Schedule F:					
Cash Method	3 hr., 29 min.	36 min.	1 hr., 27 min.	20 min.	5 hr., 52 min.
Accrual Method	3 hr., 36 min.	26 min.	1 hr., 25 min.	20 min.	5 hr., 47 min.
Schedule H	1 hr., 38 min.	30 min.	53 min.	34 min.	3 hr., 35 min.
Schedule J	19 min.	30 min.	53 min.	34 min.	3 hr., 35 min.
Schedule R	19 min.	13 min.	2 hr., 20 min.	20 min.	3 hr., 12 min.
Schedule SE:					
Short	13 min.	14 min.	13 min.	13 min.	53 min.
Long	26 min.	20 min.	35 min.	20 min.	1 hr., 41 min.

**Frequency of response:** Annually.  
**Estimated Total Reporting/Recordkeeping Burden:** 1,558,904,235 hours.

**OMB Number:** 1545-0085.  
**Form Number:** IRS Form 1040A and Schedules 1, 2, 3, and EIC.  
**Type of Review:** Revision.

**Title:** U.S. Individual Income Tax Return.

**Description:** This form is used by individuals to report their income subject to income tax and to compute their correct tax liability. The data are used to verify that the income reported

on the form is correct and are also for statistics use.

**Respondents:** Individuals or households.

**Estimated Number of Respondents/Recordkeepers:** 29,493,817.

**Estimated Burden Hours Respondent/Recordkeeper:**

Forms/schedules	Recordkeeping	Learning about the law or the form	Preparing the form	Copying, assembling, and sending the form to the IRS	Totals
Form 1040A	1 hr., 10 min.	3 hr., 30 min.	5 hr., 2 min.	34 min.	10 hr., 16 min.
Schedule 1	19 min.	4 min.	13 min.	20 min.	56 min.
Schedule 2	33 min.	10 min.	57 min.	31 min.	2 hr., 12 min.
Schedule 3	13 min.	14 min.	26 min.	34 min.	1 hr., 27 min.

Forms/schedules	Recordkeeping	Learning about the law or the form	Preparing the form	Copying, assembling, and sending the form to the IRS	Totals
Schedule EIC .....	0 min. ....	1 min. ....	13 min. ....	20 min. ....	34 min.

*Frequency of response:* Annually.  
*Estimated Total Reporting/Recordkeeping Burden:* 318,496,467 hours.

*Clearance Officer:* Glenn P. Kirkland, Internal Revenue Service, Room 6411-03, 1111 Constitution Avenue, NW., Washington, DC 20224, (202) 622-3428.

*OMB Reviewer:* Joseph F. Lackey, Jr., Office of Management and Budget, Room 10235, New Executive Office Building, Washington, DC 20503, (202) 395-7316.

**Lois K. Holland,**  
*Treasury PRA Clearance Officer.*  
 [FR Doc. 04-18304 Filed 8-10-04; 8:45 am]  
**BILLING CODE 4830-01-P**

**DEPARTMENT OF THE TREASURY**

**Submission for OMB Review; Comment Request**

August 4, 2004.  
 The Department of Treasury has submitted the following public information collection requirement(s) to OMB for review and clearance under the Paperwork Reduction Act of 1995, Public Law 104-13. Copies of the submission(s) may be obtained by calling the Treasury Bureau Clearance Officer listed. Comments regarding this information collection should be addressed to the OMB reviewer listed and to the Treasury Department Clearance Officer, Department of the Treasury, Room 11000, 1750 Pennsylvania Avenue, NW., Washington, DC 20220.

**DATES:** Written comments should be received on or before September 10, 2004, to be assured of consideration.

**Internal Revenue Service (IRS)**

*OMB Number:* 1545-0023.  
*Form Number:* IRS Form 720.  
*Type of Review:* Extension.

*Title:* Quarterly Federal Excise Tax Return.

*Description:* The information supplied on Form 720 is used by the IRS to determine the correct tax liability. Additionally, the data is reported by the IRS to Treasury so that funds may be transferred from the general revenue funds to the appropriate trust funds.

*Respondents:* Business or other for-profit, individuals or households, not-for-profit institutions, farms, Federal government, State, local or tribal government.

*Estimated Number of Respondents/Recordkeepers:* 50,000.

*Estimated Burden Hours Respondent/Recordkeeper:*

Form	Recordkeeping	Learning about the law or the form	Preparing and sending the form to the IRS
720 .....	25 hr., 6 min. ....	2 hr., 17 min. ....	6 hr., 23 min.
720-V .....	1 hr., 11 min. ....	.....	1 min.
Schedule A .....	1 hr., 54 min. ....	.....	1 min.
Schedule C .....	23 hr., 55 min. ....	30 min. ....	54 min.
720X .....	6 hr., 13 min. ....	18 min. ....	24 min.
6197 .....	4 hr., 18 min. ....	12 min. ....	16 min.
6627 .....	5 hr., 1 min. ....	6 min. ....	10 min.

*Frequency of response:* Quarterly.  
*Estimated Total Reporting/Recordkeeping Burden:* 3,893,888 hours.

*OMB Number:* 1545-0203.  
*Form Number:* IRS Form 5329.  
*Type of Review:* Revision.  
*Title:* Additional Tax on Qualified Plans (Including IRAs) and Other Tax-Favored Accounts.

*Description:* This form is used to compute and collect taxes related to early distributions from individual retirement arrangements (IRAs) and other qualified retirement plans; distributions from education accounts not used for educational expenses; excess contributions to traditional IRAs, education accounts, Archer MSAs, health savings accounts; and excess accumulations in qualified retirement plans.

*Respondents:* Individuals or households.  
*Estimated Number of Respondents/Recordkeepers:* 1,100,000.

*Estimated Burden Hours Respondent/Recordkeeper:*

Recordkeeping .....	2 hr., 2 min.
Learning about the law or the form .....	32 min.
Preparing the form .....	2 hr., 17 min.
Copying, assembling, and sending the form to the IRS .....	13 min.

*Frequency of response:* On occasion.  
*Estimated Total Reporting/Recordkeeping Burden:* 1,028,370 hours.

*OMB Number:* 1545-1304.  
*Regulation Project Numbers:* INTL-941-86; INTL-656-87; and INTL-704-87 NPRM.

*Type of Review:* Extension.  
*Title:* Treatment of Shareholders of Certain Passive Foreign Investment Companies.

*Description:* The reporting requirements affect U.S. persons that are direct and indirect shareholders of

passive foreign investment companies (PFICs). The IRS uses Form 8621 to identify PFICs, U.S. persons that are shareholders, and transactions subject to PFIC taxation and verify income inclusions, excess distributions and deferred tax amounts.

*Respondents:* Business or other for-profit, individuals or households.

*Estimated Number of Respondents:* 2,500.

*Estimated Burden Hours Respondent:* 1 hour.

*Frequency of response:* Annually.  
*Estimated Total Reporting Burden:* 2,500 hours.

*OMB Number:* 1545-1468.  
*Form Number:* IRS Form 1040NR-EZ.  
*Type of Review:* Extension.

*Title:* U.S. Income Tax Return for Certain Nonresident Aliens with No Dependents.

*Description:* This form is used by certain nonresident aliens with no dependents to report their income

subject to tax and compute the correct tax liability. The information on the return is used to determine whether income, deductions, credits, payments, etc., are correctly figured.

*Respondents:* Individuals or households.

*Estimated Number of Respondents/Recordkeepers:* 100,000.

*Estimated Burden Hours Respondent/Recordkeeper:*

Recordkeeping .....	1 hr., 18 min.
Learning about the law or the form.	49 min.
Preparing the form .....	1 hr., 52 min.
Copying, assembling, and sending the form to the IRS.	34 min.

*Frequency of response:* Annually.  
*Estimated Total Reporting/Recordkeeping Burden:* 459,000 hours.

*OMB Number:* 1545-1552.

*Form Number:* IRS Form 8839.

*Type of Review:* Extension.

*Title:* Qualified Adoption Expenses.

*Description:* Section 23 of the Internal Revenue Code allows taxpayers to claim a nonrefundable tax credit for qualified adoption expenses paid or incurred by the taxpayer. Code section 137 allows taxpayers to exclude amounts paid or expenses incurred by an employer for the qualified adoption expenses of the employee which are paid under an adoption assistance program. Form 8839 is used to figure the credit and/or exclusion.

*Respondents:* Individuals or households.

*Estimated Number of Respondents/Recordkeepers:* 22,271.

*Estimated Burden Hours Respondent/Recordkeeper:*

Recordkeeping .....	39 min.
Learning about the law or the form.	17 min.
Preparing the form .....	2 hr., 25 min.
Copying, assembling, and sending the form to the IRS.	34 min.

*Frequency of response:* Annually.  
*Estimated Total Reporting/Recordkeeping Burden:* 101,042 hours.

*OMB Number:* 1545-1621.

*Form Number:* IRS Forms W-8BEN,

W-8ECI, W-8EXP and W-8IMY.

*Type of Review:* Extension.

*Title:* W-8BEN: Certificate of Foreign Status of Beneficial Owner for United States Tax Withholding; W-8ECI: Certificate of Foreign Person's Claim for Exemption from Withholding on Income Effectively Connected with the Conduct of a Trade or Business in the United States; W-8EXP: Certificate of Foreign Government or Other Foreign Organization for United States Tax Withholding; and W-8IMY: Certificate of Foreign Intermediary, Foreign Flow-Through Entity, or Certain U.S. Branches for United States Tax Withholding

*Description:* Form W-8BEN is used for certain types of income to establish that the person, is the beneficial owner

of the income for which Form W-8BEN is being provided and, if applicable, to claim a reduced rate of, or exemption from, withholding as a resident of a foreign country with which the United States has an income tax treaty. Form W-8ECI is used to establish that the person is a foreign person, is the beneficial owner of the income for which Form W-8ECI is being provided, and to claim that the income is effectively connected with the conduct of a trade or business within the United States. Form W-8EXP is used by a foreign government, international organization, foreign central bank of issue, foreign tax-exempt organization, or foreign private foundation. The form is used by such persons to establish foreign status, to claim that the person is the beneficial owner of the income for which Form W-8EXP is given and, if applicable, to claim a reduced rate of, or exemption from, withholding. Form W-8IMY is provided to a withholding agent or payer by a foreign intermediary, foreign partnership, and certain U.S. branches to make representations regarding the status of beneficial owners or to transmit appropriate documentation to the withholding agent.

*Respondents:* Business or other for-profit, individuals or households, not-for-profit institutions.

*Estimated Number of Respondents/Recordkeepers:* 3,180,640.

*Estimated Burden Hours Respondent/Recordkeeper:*

Form	Recordkeeping	Learning about the law or the form	Preparing and sending the form to the IRS
W-8BEN .....	5 hr., 58 min.	3 hr., 46 min.	4 hr., 2 min.
W-8ECI .....	3 hr., 35 min.	3 hr., 22 min.	3 hr., 35 min.
W-8EXP .....	7 hr., 10 min.	5 hr., 28 min.	5 hr., 49 min.
W-8IMY .....	5 hr., 58 min.	4 hr., 38 min.	6 hr., 8 min.

*Frequency of response:* Annually.

*Estimated Total Reporting/Recordkeeping Burden:* 43,280,135 hours.

*Clearance Officer:* Glenn P. Kirkland, (202) 622-3428, Internal Revenue Service, Room 6411-03, 1111 Constitution Avenue, NW., Washington, DC 20224.

*OMB Reviewer:* Joseph F. Lackey, Jr., (202) 395-7316, Office of Management and Budget, Room 10235, New Executive Office Building, Washington, DC 20503.

**Lois K. Holland,**

*Treasury PRA Clearance Officer.*

[FR Doc. 04-18305 Filed 8-10-04; 8:45 am]

BILLING CODE 4830-01-P

**DEPARTMENT OF THE TREASURY**

**Office of the Comptroller of the Currency**

**Proposed Extension of Information Collection; Comment Request**

**AGENCY:** Office of the Comptroller of the Currency (OCC), Treasury.

**ACTION:** Notice and request for comment.

**SUMMARY:** The OCC, as part of its continuing effort to reduce paperwork and respondent burden, invites the general public and other Federal agencies to take this opportunity to comment on a continuing information collection, as required by the Paperwork Reduction Act of 1995. The OCC is

soliciting comment concerning its information collection titled, "Assessment of Fees—12 CFR Part 8."

**DATES:** You should submit written comments by October 12, 2004.

**ADDRESSES:** You should direct written comments to the Communications Division, Office of the Comptroller of the Currency, Public Information Room, Mailstop 1-5, Attention: 1557-0223, 250 E Street, SW., Washington, DC 20219. In addition, comments may be sent by facsimile transmission to (202) 874-4448, or by electronic mail to [regs.comments@occ.treas.gov](mailto:regs.comments@occ.treas.gov). You can inspect and photocopy the comments at the OCC's Public Information Room, 250 E Street, SW., Washington, DC 20219. You can make an appointment to

inspect the comments by calling (202) 874-5043.

**FOR FURTHER INFORMATION CONTACT:** You can request additional information or a copy of the collection from John Ference or Camille Dixon, (202) 874-5090, Legislative and Regulatory Activities Division, Office of the Comptroller of the Currency, 250 E Street, SW., Washington, DC 20219.

**SUPPLEMENTARY INFORMATION:** The OCC is proposing to extend OMB approval of the following information collection:

*Title:* Assessment of Fees—12 CFR part 8.

*OMB Number:* 1557-0223.

*Description:* The OCC is requesting comment on its proposed extension, without change, of the information collection titled, "Assessment of Fees—12 CFR part 8." The National Bank Act authorizes the OCC to collect assessments, fees, and other charges as necessary or appropriate to carry out the responsibilities of the OCC. The OCC will require national banks to provide the OCC with "receivables attributable" data from independent credit card banks, that is, national banks that primarily engage in credit card operations and are not affiliated with a full service national bank. "Receivables attributable" are the total amount of outstanding balances due on credit card accounts owned by an independent credit card bank (the receivables attributable to those accounts) on the last day of an assessment period, minus receivables retained on the bank's balance sheet as of that day. The OCC will use the information to verify the accuracy of each bank's assessment computation and to adjust the assessment rate for independent credit card banks over time.

*Type of Review:* Extension of OMB approval.

*Affected Public:* Businesses or other for-profit (national banks).

*Estimated Number of Respondents:* 35.

*Estimated Total Annual Responses:* 70.

*Frequency of Response:* Semiannually.

*Estimated Time per Respondent:* 1 hour.

*Estimated Total Annual Burden:* 70 hours.

An agency may not conduct or sponsor, and a respondent is not required to respond to, an information collection unless the information collection displays a currently valid OMB control number.

Comments submitted in response to this notice will be summarized and included in the request for OMB

approval. All comments will become a matter of public record.

*Comments are invited on:*

(a) Whether the collection of information is necessary for the proper performance of the functions of the agency, including whether the information has practical utility;

(b) The accuracy of the agency's estimate of the burden of the collection of information;

(c) Ways to enhance the quality, utility, and clarity of the information to be collected;

(d) Ways to minimize the burden of the collection on respondents, including through the use of automated collection techniques or other forms of information technology; and

(e) Estimates of capital or startup costs and costs of operation, maintenance, and purchase of services to provide information.

Dated: August 4, 2004.

**Stuart Feldstein,**

*Assistant Director, Legislative and Regulatory Activities Division.*

[FR Doc. 04-18300 Filed 8-10-04; 8:45 am]

BILLING CODE 4810-33-P

## DEPARTMENT OF THE TREASURY

### Internal Revenue Service

#### Proposed Collection; Comment Request for Announcement 2004-46

**AGENCY:** Internal Revenue Service (IRS), Treasury.

**ACTION:** Notice and request for comments.

**SUMMARY:** The Department of the Treasury, as part of its continuing effort to reduce paperwork and respondent burden, invites the general public and other Federal agencies to take this opportunity to comment on proposed and/or continuing information collections, as required by the Paperwork Reduction Act of 1995, Public Law 104-13 (44 U.S.C. 3506(c)(2)(A)). Currently, the IRS is soliciting comments concerning Announcement 2004-4, Son of Boss Settlement Initiative.

**DATES:** Written comments should be received on or before October 12, 2004 to be assured of consideration.

**ADDRESSES:** Direct all written comments to Glenn P. Kirkland, Internal Revenue Service, room 6411, 1111 Constitution Avenue NW., Washington, DC 20224.

**FOR FURTHER INFORMATION CONTACT:** Requests for additional information or copies of the announcement should be directed to Carol Savage at Internal Revenue Service, room 6407, 1111

Constitution Avenue NW., Washington, DC 20224, or at (202) 622-3945, or \*through the internet at CAROL.A.SAVAGE@irs.gov.

#### SUPPLEMENTARY INFORMATION:

*Title:* Son of Boss Settlement Initiative.

*OMB Number:* 1545-1885.

*Announcement Number:* Announcement 2004-46.

*Abstract:* Announcement 2004-46 offers settlement to certain taxpayers that participated in the transaction for efficient tax administration reasons and to avoid prolonged litigation

*Current Actions:* There are no changes being made to the announcement at this time.

*Type of Review:* Extension of a currently approved collection.

*Affected Public:* Business or other for-profit organizations, and individuals.

*Estimated Number of Respondents:* 1,000.

*Estimated Time Per Respondent:* 5 hours.

*Estimated Total Annual Burden Hours:* 5,000.

The following paragraph applies to all of the collections of information covered by this notice:

An agency may not conduct or sponsor, and a person is not required to respond to, a collection of information unless the collection of information displays a valid OMB control number. Books or records relating to a collection of information must be retained as long as their contents may become material in the administration of any internal revenue law. Generally, tax returns and tax return information are confidential, as required by 26 U.S.C. 6103.

*Request for Comments:* Comments submitted in response to this notice will be summarized and/or included in the request for OMB approval. All comments will become a matter of public record.

*Comments are invited on:* (a) Whether the collection of information is necessary for the proper performance of the functions of the agency, including whether the information shall have practical utility; (b) the accuracy of the agency's estimate of the burden of the collection of information; (c) ways to enhance the quality, utility, and clarity of the information to be collected; (d) ways to minimize the burden of the collection of information on respondents, including through the use of automated collection techniques or other forms of information technology; and (e) estimates of capital or start-up costs and costs of operation, maintenance, and purchase of services to provide information.

Approved: August 4, 2004.

Glenn P. Kirkland,

IRS Reports Clearance Officer.

[FR Doc. 04-18373 Filed 8-10-04; 8:45 am]

BILLING CODE 4830-01-P

## DEPARTMENT OF THE TREASURY

### Internal Revenue Service

#### Proposed Collection; Comment Request for Revenue Procedure 2004-45

**AGENCY:** Internal Revenue Service (IRS), Treasury.

**ACTION:** Notice and request for comments.

**SUMMARY:** The Department of the Treasury, as part of its continuing effort to reduce paperwork and respondent burden, invites the general public and other Federal agencies to take this opportunity to comment on proposed and/or continuing information collections, as required by the Paperwork Reduction Act of 1995, Public Law 104-13 (44 U.S.C. 3506(c)(2)(A)). Currently, the IRS is soliciting comments concerning Revenue Procedure 2004-45, Relief from Late GST Allocation.

**DATES:** Written comments should be received on or before October 12, 2004 to be assured of consideration.

**ADDRESSES:** Direct all written comments to Glenn P. Kirkland, Internal Revenue Service, room 6411, 1111 Constitution Avenue NW., Washington, DC 20224.

#### FOR FURTHER INFORMATION CONTACT:

Requests for additional information or copies of the revenue procedure should be directed to Carol Savage at Internal Revenue Service, room 6407, 1111 Constitution Avenue NW., Washington, DC 20224, or at (202) 622-3945, or through the internet at [CAROLA.SAVAGE@irs.gov](mailto:CAROLA.SAVAGE@irs.gov).

#### SUPPLEMENTARY INFORMATION:

*Title:* Relief from Late GST Allocation.

*OMB Number:* 1545-1895.

*Revenue Procedure Number:* Revenue Procedure 2004-45.

*Abstract:* Revenue Procedure 2004-45 provides guidance to certain taxpayers in order to obtain an automatic extension of time to make an allocation of the generation-skipping transfer tax exemption. Rather than requesting a private letter ruling, the taxpayer may file certain documents directly with the Cincinnati Service Center to obtain relief.

*Current Actions:* There are no changes being made to the revenue procedure at this time.

*Type of Review:* Extension of a currently approved collection.

*Affected Public:* Individuals.

*Estimated Number of Respondents:* 50.

*Estimated Annual Average Time Per Respondent:* 7 hours.

*Estimated Total Annual Hours:* 350.

The following paragraph applies to all of the collections of information covered by this notice:

An agency may not conduct or sponsor, and a person is not required to respond to, a collection of information

unless the collection of information displays a valid OMB control number.

Books or records relating to a collection of information must be retained as long as their contents may become material in the administration of any internal revenue law. Generally, tax returns and tax return information are confidential, as required by 26 U.S.C. 6103.

*Request for Comments:* Comments submitted in response to this notice will be summarized and/or included in the request for OMB approval. All comments will become a matter of public record.

*Comments are invited on:* (a) Whether the collection of information is necessary for the proper performance of the functions of the agency, including whether the information shall have practical utility; (b) the accuracy of the agency's estimate of the burden of the collection of information; (c) ways to enhance the quality, utility, and clarity of the information to be collected; (d) ways to minimize the burden of the collection of information on respondents, including through the use of automated collection techniques or other forms of information technology; and (e) estimates of capital or start-up costs and costs of operation, maintenance, and purchase of services to provide information.


Approved: August 4, 2004.

Glenn P. Kirkland,

IRS Reports Clearance Officer.

[FR Doc. 04-18374 Filed 8-10-04; 8:45 am]

BILLING CODE 4830-01-P







# Federal Register

---

Wednesday,  
August 11, 2004

---

## Part II

### Department of Health and Human Services

---

Centers for Medicare & Medicaid Services

---

42 CFR Parts 403, 412, et al.  
Medicare Program; Changes to the  
Hospital Inpatient Prospective Payment  
Systems and Fiscal Year 2005 Rates; Final  
Rule

**DEPARTMENT OF HEALTH AND HUMAN SERVICES****Centers for Medicare & Medicaid Services**

42 CFR Parts 403, 412, 413, 418, 460, 480, 482, 483, 485, and 489

[CMS-1428-F]

RIN 0938-AM80

**Medicare Program; Changes to the Hospital Inpatient Prospective Payment Systems and Fiscal Year 2005 Rates****AGENCY:** Centers for Medicare and Medicaid Services (CMS), HHS.**ACTION:** Final rule.

**SUMMARY:** We are revising the Medicare hospital inpatient prospective payment systems (IPPS) for operating and capital-related costs to implement changes arising from our continuing experience with these systems; and to implement a number of changes made by the Medicare Prescription Drug, Improvement, and Modernization Act of 2003 that was enacted on December 8, 2003. In addition, in the Addendum to this final rule, we describe the changes to the amounts and factors used to determine the rates for Medicare hospital inpatient services for operating costs and capital-related costs. These changes are applicable to discharges occurring on or after October 1, 2004. We also are setting forth rate-of-increase limits as well as policy changes for hospitals and hospital units excluded from the IPPS that are paid in full or in part on a reasonable cost basis subject to these limits.

Among the policy changes that we are making are: Changes to the classification of cases to the diagnosis-related groups (DRGs); changes to the long-term care (LTC)-DRGs and relative weights; changes in the wage data, labor-related share of the wage index, and the geographic area designations used to compute the wage index; changes in the qualifying threshold criteria for and the approval of new technologies and medical services for add-on payments; changes to the policies governing postacute care transfers; changes to payments to hospitals for the direct and indirect costs of graduate medical education; changes to the payment adjustment for disproportionate share rural hospitals; changes in requirements and payments to critical access hospitals (CAHs); changes to the disclosure of information requirements for Quality Improvement Organization (QIOs); and changes in the hospital

conditions of participation for discharge planning and fire safety requirements for certain health care facilities.

**DATES:** The provisions of this final rule are effective on October 1, 2004.

**FOR FURTHER INFORMATION CONTACT:**

Jim Hart, (410) 786-9520, Operating Prospective Payment, Diagnosis-Related Groups (DRGs), Wage Index, New Medical Services and Technology, Standardized Amounts, Hospital Geographic Reclassifications, Postacute Care Transfers, and Disproportionate Share Hospital Issues; Tzvi Hefter, (410) 786-4487, Capital Prospective Payment, Excluded Hospitals, Graduate Medical Education, Critical Access Hospitals, and Long-Term Care (LTC)-DRGs Issues;

Mary Collins, (410) 786-3189, CAH Bed Limits and Distinct Part Unit Issues; John Eppinger, (410) 786-4518, CAH Periodic Interim Payment Issues; Maria Hammel, (410) 786-1775, Quality Improvement Organization Issues; Siddhartha Mazumdar, (410) 786-6673, Rural Community Hospital Demonstration Project Issues; Jeannie Miller, (410) 786-3164, Bloodborne Pathogens Standards, Hospital Conditions of Participation for Discharge Planning, and Fire Safety Requirements Issues; Dr. Mark Krushat, (410) 786-6809; and Dr. Anita Bhatia, (410) 786-7236, Quality Data for Annual Payment Update Issues.

**SUPPLEMENTARY INFORMATION:****Availability of Copies and Electronic Access**

**Copies:** To order copies of the **Federal Register** containing this document, send your request to: New Orders, Superintendent of Documents, P.O. Box 371954, Pittsburgh, PA 15250-7954. Specify the date of the issue requested and enclose a check or money order payable to the Superintendent of Documents, or enclose your Visa or Master Card number and expiration date. Credit card orders can also be placed by calling the order desk at (202) 512-1800 or by faxing to (202) 512-2250. The cost for each copy is \$10.00. As an alternative, you can view and photocopy the **Federal Register** document at most libraries designated as Federal Depository Libraries and at many other public and academic libraries throughout the country that receive the **Federal Register**.

This **Federal Register** document is also available from the **Federal Register** online database through GPO Access, a service of the U.S. Government Printing Office. Free public access is available on a Wide Area Information Server (WAIS) through the Internet and via

asynchronous dial-in. Internet users can access the database by using the World Wide Web; the Superintendent of Documents home page address is [http://www.access.gpo.gov/nara\\_docs/](http://www.access.gpo.gov/nara_docs/), by using local WAIS client software, or by telnet to [swais.access.gpo.gov](http://swais.access.gpo.gov), then login as guest (no password required). Dial-in users should use communications software and modem to call (202) 512-1661; type swais, then login as guest (no password required).

**Acronyms**

ACGME—Accreditation Council on Graduate Medical Education  
 AHIMA—American Health Information Management Association  
 AHA—American Hospital Association  
 AOA—American Osteopathic Association  
 ASC—Ambulatory Surgical Center  
 BBA—Balanced Budget Act of 1997, Pub. L. 105-33  
 BIPA—Medicare, Medicaid, and SCHIP [State Children's Health Insurance Program] Benefits Improvement and Protection Act of 2000, Pub. L. 106-554  
 BLS—Bureau of Labor Statistics  
 CAH—Critical access hospital  
 CART CMS—Abstraction & Reporting Tool  
 CBSAs—Core-Based Statistical Areas  
 CC—Complication or comorbidity  
 CMS—Centers for Medicare & Medicaid Services  
 CMSA—Consolidated Metropolitan Statistical Area  
 COBRA—Consolidated Omnibus Reconciliation Act of 1985, Pub. L. 99-272  
 CoP—Condition of Participation  
 CPI—Consumer Price Index  
 CRNA—Certified registered nurse anesthetist  
 DRG—Diagnosis-related group  
 DSH—Disproportionate share hospital  
 ESRD—End-stage renal disease  
 FDA—Food and Drug Administration  
 FQHC—Federally qualified health center  
 FSES—Fire Safety Evaluation System  
 FTE—Full-time equivalent  
 FY—Federal fiscal year  
 GME—Graduate medical education  
 HCRIS—Hospital Cost Report Information System  
 HIPC—Health Information Policy Council  
 HIPAA—Health Insurance Portability and Accountability Act of 1996, Pub. L. 104-191  
 HHA—Home health agency  
 HPSA—Health Professions Shortage Area  
 ICD-9-CM—International Classification of Diseases, Ninth Revision, Clinical Modification  
 ICD-10-PCS—International Classification of Diseases, Tenth Edition, Procedure Coding System  
 ICF/MRs—Intermediate care facilities for the mentally retarded  
 IME—Indirect medical education  
 IPPS—Acute care hospital inpatient prospective payment system  
 IPF—Inpatient psychiatric facility  
 IRF—Inpatient rehabilitation facility  
 JCAHO—Joint Commission on the Accreditation of Healthcare Organizations  
 LAMA—Left Against Medical Advice  
 LTC-DRG—Long-term care diagnosis-related group

LTCH—Long-term care hospital  
 LSC—Life Safety Code  
 MCE—Medicare Code Editor  
 MCO—Managed care organization  
 MDC—Major diagnostic category  
 MDH—Medicare-dependent small rural hospital  
 MedPAC—Medicare Payment Advisory Commission  
 MedPAR—Medicare Provider Analysis and Review File  
 MEI—Medicare Economic Index  
 MGCRB—Medicare Geographic Classification Review Board  
 MMA—Medicare Prescription Drug, Improvement, and Modernization Act of 2003, Pub. L. 108-173  
 MPFS—Medicare Physician Fee Schedule  
 MSA—Metropolitan Statistical Area  
 NECMA—New England County Metropolitan Areas  
 NCHS—National Center for Health Statistics  
 NCVHS—National Committee on Vital and Health Statistics  
 NFPA—National Fire Protection Association  
 NPR—Notice of Program Reimbursement  
 NQF—National Quality Forum  
 NVHRI—National Voluntary Hospital Reporting Initiative  
 OES—Occupational Employment Statistics  
 OIG—Office of the Inspector General  
 OMB—Executive Office of Management and Budget  
 O.R.—Operating room  
 OSCAR—Online Survey Certification and Reporting (System)  
 OSHA—Occupational Safety and Health Act  
 PACE—Programs of All-Inclusive Care for the Elderly  
 PIP—Periodic interim payment  
 PMS—Performance Measurement System  
 PMSAs—Primary Metropolitan Statistical Areas  
 PPS—Prospective payment system  
 PRA—Per resident amount  
 ProPAC—Prospective Payment Assessment Commission  
 PRRB—Provider Reimbursement Review Board  
 PS&R—Provider Statistical and Reimbursement System  
 QIO—Utilization and Quality Control Quality Improvement Organization  
 RHC—Rural health clinic  
 RHQDAPU—Reporting Hospital Quality Data for Annual Payment Update  
 RRC—Rural referral center  
 SCH—Sole community hospital  
 SNF—Skilled nursing facility  
 SOC—Standard occupational classifications  
 SOM—State Operations Manual  
 SSA—Social Security Administration  
 SSI—Supplemental Security Income  
 TEFRA—Tax Equity and Fiscal Responsibility Act of 1982, Pub. L. 97-248  
 UHDDS—Uniform Hospital Discharge Data Set

## Table of Contents

### I. Background

- A. Summary
  1. Acute Care Hospital Inpatient Prospective Payment System (IPPS)
  2. Hospitals and Hospital Units Excluded from the IPPS
- a. IRFs

- b. LTCH
- c. IPFs
3. Critical Access Hospitals (CAHs)
4. Payments for Graduate Medical Education (GME)
- B. Provisions of the Medicare Prescription Drug, Improvement, and Modernization Act of 2003
- C. Summary of the Provisions of the May 18, 2004 Proposed Rule
  1. Changes to the DRG Reclassifications and Recalibrations of Relative Weights
  2. Changes to the Hospital Wage Index
  3. Other Decisions and Changes to the PPS for Inpatient Operating and GME Costs
  4. Changes to the PPS for Capital-Related Costs
  5. Changes for Hospitals and Hospital Units Excluded from the IPPS
  6. Changes to QIO Disclosure of Information Requirements
  7. Changes Relating to Medicare Provider Agreements: Bloodborne Pathogens Standards, Hospital Conditions of Participation for Discharge Planning, and Fire Safety Requirements for Certain Health Care Facilities
  8. Determining Prospective Payment Operating and Capital Rates and Rate-of-Increase Limits
  9. Impact Analysis
  10. Recommendation of Update Factor for Hospital Inpatient Operating Costs
  11. Discussion of Medicare Payment Advisory Commission Recommendations
- D. Public Comments Received in response to the May 18, 2004 IPPS Proposed Rule
- II. Changes to DRG Classifications and Relative Weights
  - A. Background
  - B. DRG Reclassifications
    1. General
    2. MDC 1 (Diseases and Disorders of the Nervous System): Intracranial Hemorrhage and Stroke With Infarction
    3. MDC 5 (Diseases and Disorders of the Circulatory System)
      - a. Heart Assist System Implant
      - b. Cardiac Resynchronization Therapy and Heart Failure
    - c. Combination Cardiac Pacemaker Devices and Lead Codes
    - d. Treatment of Venous Bypass Graft [Conduit] with Pharmaceutical Substance
  4. MDC 6 (Diseases and Disorders of the Digestive System): Artificial Anal Sphincter
  5. MDC 8 (Diseases and Disorders of the Musculoskeletal System and Connective Tissue)
    - a. 360 Spinal Fusions
    - b. Multiple Level Spinal Fusion
    - c. Insertion of Spinal Disc Prostheses and Other Spinal Devices
  6. MDC 15 (Newborns and Other Neonates with Conditions Originating in the Perinatal Period)
  7. MDC 20 (Alcohol/Drug Use and Alcohol/Drug Induced Organic Mental Disorders): Drug-Induced Dementia
  8. MDC 22 (Burns): Burn Patients on Mechanical Ventilation
  9. Pre-MDC: Tracheostomy
  10. Medicare Code Editor (MCE) Changes
  11. Surgical Hierarchies

12. Refinement of Complications and Comorbidities (CC) List
13. Review of Procedure Codes in DRGs 468, 476, and 477
  - a. Moving Procedure Codes from DRG 468 or DRG 477 to MDCs
- b. Reassignment of Procedures among DRGs 468, 476, and 477
- c. Adding Diagnosis or Procedure Codes to MDCs
14. Pancreatic Islet Cell Transplantation in Clinical Trials
15. Changes to the ICD-9-CM Coding System
16. Other Issues
  - a. Craniotomy Procedures
    - (1) Unruptured Cerebral Aneurysms
    - (2) GLIADEL® Chemotherapy Wafers
    - (3) DRG 3 (Craniotomy Age 0-17)
  - b. Coronary Stent Procedures
  - c. Severe Sepsis
  - d. Implantable Cardiac Defibrillators
  - e. Intestinal Transplantation
  - f. Cochlear Implants
  - g. Artificial Hearts
  - h. Left Atrial Appendage Devices: DRG Assignment for New Code 37.90
  - i. Carotid Artery Stents
  - j. Acute Intermittent Porphyria
- C. Recalibration of DRG Weights
- D. LTC-DRG Reclassifications and Relative Weights for LTCHs for FY 2005
  1. Background
  2. Changes in the LTC-DRG Classifications
    - a. Background
    - b. Patient Classifications into DRGs
  3. Development of the FY 2005 LTC-DRG Relative Weights
    - a. General Overview of Development of the LTC-DRG Relative Weights
    - b. Data
    - c. Hospital-Specific Relative Value Methodology
    - d. Low-Volume LTC-DRGs
  4. Steps for Determining the FY 2005 LTC-DRG Relative Weights
  5. Out of Space Comments Relating to the LTCH PPS Payments Rates
- E. Add-On Payments for New Services and Technologies
  1. Background
  2. Other Provisions of Section 503 of Pub. L. 108-173
  3. FY 2005 Status of Technology Approved for FY 2004 Add-On Payments
    - a. Drotrecogin Alfa (Activated)—Xigris®
    - b. InFUSE™ (Bone Morphogenetic Proteins (BMPs) for Spinal Fusions)
  4. Reevaluation of FY 2004 Applications That Were Not Approved
  5. FY 2005 Applicants for New Technology Add-On Payments
    - a. InFUSE™ Bone Graft (Bone Morphogenetic Proteins (BMPs) for Tibia Fractures)
    - b. Norian Skeletal Repair System (SRS)® Bone Void Filler
    - c. InSync® Defibrillator System (Cardiac Resynchronization Therapy with Defibrillation (CRT-D))
    - d. GlioSite® Radiation Therapy System (RTS)
    - e. Natreacor®—Human B-Type Natriuretic Peptide (hBNP)
    - f. Kinetra® Implantable Neurostimulator for Deep Brain Stimulation

- g. Intramedullary Skeletal Kinetic Distractor (ISKD)
  - h. Acticon™ Neosphincter
  - i. TandemHeart™ Percutaneous Left Ventricular Assist System
  - j. Aquadex™ System 100 Fluid Removal System (System 100)
- III. Changes to the Hospital Wage Index
- A. Background
  - B. Revised OMB Definitions for Geographical Statistical Areas
    - 1. Current Labor Market Areas Based on MSAs
    - 2. Core-Based Statistical Areas
    - 3. Revised Labor Market Areas
      - a. New England MSAs
      - b. Metropolitan Divisions
      - c. Micropolitan Areas
      - d. Transition Period
  - C. Occupational Mix Adjustment to FY 2005 Index
    - 1. Development of Data for the Occupational Mix Adjustment
    - 2. Calculation of the Occupational Mix Adjustment Factor and the Occupational Mix Adjusted Wage Index
  - D. Worksheet S-3 Wage Data for the FY 2005 Wage Index Update
  - E. Verification of Worksheet S-3 Wage Data
  - F. Computation of the Unadjusted Wage Index
  - G. Computation of the FY 2005 Blended Wage Index
  - H. Revisions to the Wage Index Based on Hospital Redesignation
    - 1. General
    - 2. Effects of Reclassification
    - 3. FY 2005 Issues
      - a. FY 2005 MGCRB Reclassifications
      - b. Implementation of New MSAs
      - c. Redesignations under Section 1886(d)(8)(B) of the Act
      - d. Reclassifications Under Section 508 of Public Law 108-173
    - e. Wage Index Adjustment Based on Commuting Patterns of Hospital Employees
      - (1) Data
      - (2) Qualifying Counties
      - (3) The Adjustment
      - (4) Automatic Adjustments
- I. Requests for Wage Index Data Corrections
  - 1. Worksheet S-3 Wage Data
  - 2. Occupational Mix Data
  - 3. All FY 2005 Wage Index Data
  - J. Revision of the Labor-Related Share of the Wage Index
- IV. Other Decisions and Changes to the IPPS for Operating Costs and GME Costs
- A. Postacute Care Transfer Payment Policy
    - 1. Background
    - 2. Changes to DRGs Subject to the Postacute Care Transfer Policy
  - B. Payments for Inpatient Care in Providers That Change Classification Status During a Patient Stay
  - C. Geographic Reclassifications—Definitions of Urban and Rural Areas
    - 1. Revised MSAs
    - 2. Transition Period for DSH Payments to Redesignated Hospitals
  - D. Equalization of Urban and Rural Standardized Amounts
  - E. Reporting of Hospital Quality Data for Annual Hospital Payment Update
    - 1. Background
    - 2. Requirements for Hospital Reporting of Quality Data
    - 3. Submission of Hospital Data for FYs 2006 and 2007
    - 4. Regulation Change
    - F. Revision of the Labor-Related Share of the Hospital Wage Index
    - G. Wage Index Adjustment for Commuting Patterns of Hospital Employees
    - H. Additional Payments for New Medical Services and Technology: Policy Changes
      - I. Rural Referral Centers
        - 1. Case-Mix Index
        - 2. Discharges
      - J. Additional Payments to Hospitals with High Percentage of End-Stage Renal Disease (ESRD) Discharges
    - K. Indirect Medical Education (IME) Adjustment
      - 1. IME Adjustment Factor Formula Multipliers
      - 2. IME Adjustment Formula Multiplier for Redistributed FTE Resident Slots
      - 3. Counting Beds and Patient Days for Purposes of Calculating the IME Adjustment and DSH Adjustment
      - 4. Technical Changes
    - L. Payment to Disproportionate Share Hospitals (DSHs)
      - 1. Background
      - 2. Enhanced DSH Adjustment for Rural Hospitals and Urban Hospitals with Fewer Than 100 Beds
      - 3. Counting Beds and Patient Days for the IME and DSH Adjustments
        - a. Provisions of the FY 2004 Proposed Rule, Responses to Public Comments, and Provisions of the FY 2005 Final Rule
          - 1. Unoccupied Beds
          - 2. Observation Services and Swing-bed Skilled Nursing Services
          - 3. Dual-Eligible Patient Days
          - 4. Medicare+Choice (M+C) Days
  - M. Payment Adjustments for Low-Volume Hospitals
  - N. Medicare Geographic Classification Review Board (MGCRB) Reclassifications
    - 1. Background
    - 2. Standardized Amount Reclassification Provisions
    - 3. Reclassification of Urban Rural Referral Centers
    - 4. Special Circumstances of Sole Community Hospitals (SCHs) in Low Population Density States
    - 5. Possible Reclassifications for Dominant Hospitals and Hospitals in Single-Hospital MSAs
    - 6. Special Circumstances of Hospitals in All-Urban States
    - 7. Geographic Reclassifications for (SNFs)
  - O. Payment for Direct Graduate Medical Education
    - 1. Background
    - 2. Reductions of and Increases in Hospitals' FTE Resident Caps for GME Payment Purposes under Section 422 of Pub. L. 108-173
      - a. General Background on Methodology for Determining the FTE Resident Count
      - b. Reduction of Hospitals' FTE Resident Caps under the Provisions of Section 422 of Pub. L. 108-173
        - c. Hospitals Subject to the FTE Resident Cap Reduction
- d. Exemption from FTE Resident Cap Reduction for Certain Rural Hospitals
- e. Determining the Estimated Number of FTE Resident Slots Available for Redistribution
- f. Determining the Possible Reduction to a Hospital's FTE Resident Cap
  - (1) Reference Resident Level—General
  - (2) Expansion of an Existing Program
  - (3) Audits of the Reference Cost Reporting Periods
  - (4) Expansions Under Newly Approved Programs
  - (5) Affiliations
- g. Criteria for Determining Hospitals That Will Receive Increases in Their FTE Resident Caps
- h. Application Process for the Increases in Hospitals' FTE Resident Caps
- i. CMS Evaluation of Applications for Increases in FTE Resident Caps
- j. IME Adjustment Formula Multiplier for Redistributed FTE Slots and the Application of Locality-Adjusted National Average Per Resident Amount (PRA)
- k. Application of Section 422 to Hospitals That Participate in Demonstration Projects or Voluntary Reduction Programs
- l. Application of Section 422 to Hospitals That File Low Utilization Medicare Cost Reports
- m. CMS Evaluation Form
- n. Application Process and CMS Central and Regional Office Mailing Addresses for Receiving Increases in FTE Resident Caps
  - 3. Direct GME Initial Residency Period
    - a. Background
    - b. Direct GME Initial Residency Period Limitation: Simultaneous Match Issue
    - c. Exception to Initial Residency Period for Geriatric Residency or Fellowship Programs
  - 4. Per Resident Amount: Extension of Update Limitation on High-Cost Programs
  - 5. Residents Training in Nonhospital Settings
    - a. Background
    - b. Moratorium on Disallowances of Allopathic or Osteopathic Family Practice Residents Training Time in Nonhospital Settings
      - (1) Cost Reports That Are Settled Between January 1, 2004 and December 31, 2004
      - (2) Family Practice Residents That Are Training in Nonhospital Settings Between January 1, 2004 and December 31, 2004
    - c. Requirements for Written Agreements for Residency Training in Nonhospital Settings
- P. Rural Community Hospital Demonstration Program
- Q. Special Circumstances of Hospitals Facing High Malpractice Insurance Rate Increases
- V. Changes to the PPS for Capital-Related Costs
  - A. Background
  - B. Payments to Hospitals Located in Puerto Rico
  - C. Exception Payment for Extraordinary Circumstances

- D. Treatment of Hospitals Previously Reclassified for the Operating IPPS Standardized Amounts
- E. Geographic Classification and Definition of Large Urban Area
1. Core-based Statistical Areas
  2. Metropolitan Divisions
- VI. Changes for Hospitals and Hospital Units Excluded from the IPPS
- A. Payments to Excluded Hospitals and Hospital Units
1. Payments to Existing Excluded Hospitals and Hospital Units
  2. Updated Caps for New Excluded Hospitals and Units
  3. Implementation of a PPS for IRFs
  4. Implementation of a PPS for LTCHs
  5. Development of a PPS for IPFs
  6. Technical Changes and Corrections
    - a. Change Related to Establishment of Payments for Excluded Hospitals
    - b. Technical Correction Related to Long-Term Care Hospitals
  7. Report of Adjustment (Exceptions) Payments
- B. Criteria for Classification of Hospitals-Within-Hospitals
- C. Critical Access Hospitals (CAHs)
1. Background
  2. Payment Amounts for CAH Services
  3. Condition for Application of Special Professional Service Payment Adjustment
  4. Coverage of Costs for Certain Emergency Room On-Call Providers
  5. Authorization of Periodic Interim Payments for CAHs
  6. Revision of the Bed Limit for CAHs
  7. Authority to Establish Psychiatric and Rehabilitation Distinct Part Units of CAHs
  8. Waiver Authority for Designation of a CAH as a Necessary Provider
  9. Payment for Clinical Diagnostic Laboratory Tests
  10. Continued Participation by CAHs in Counties Reclassified as Urban Based on the 2000 Census
  11. Technical Changes in Part 489
- VII. Changes to the Disclosure of Information Requirements for Quality Improvement Organizations (QIOs)
- A. Background
- B. Provisions of the May 18, 2004 Proposed Regulations
- C. Technical Changes
- VIII. Policy Changes Relating to Medicare Provider Agreements for Compliance with Bloodborne Pathogens Standards, Hospital Conditions of Participation, and Fire Safety Requirements for Certain Health Care Facilities
- A. Conditions of Participation for Discharge Planning
1. Background
  2. Implementation
  3. Provisions of the Proposed Regulations
- B. Compliance with Bloodborne Pathogens Standards
1. Background
  2. Provisions of the Proposed Regulations
- C. Fire Safety Requirements for Certain Health Care Facilities
1. Background
  2. Proposed Changes to the Regulations
- IX. MedPAC Recommendations
- X. Other Required Information
- A. Requests for Data from the Public
  - B. Collection of Information Requirements
  - C. Waiver of Proposed Rulemaking for Technical Correction to LTCH Regulations
- Regulation Text**
- Addendum—Schedule of Standardized Amounts Effective with Discharges Occurring On or After October 1, 2004 and Update Factors and Rate-of-Increase Percentages Effective With Cost Reporting Periods Beginning On or After October 1, 2004**
- I. Summary and Background
- II. Changes to Prospective Payment Rates for Hospital Inpatient Operating Costs for FY 2005
- A. Calculation of the Adjusted Standardized Amount
1. Standardization of Base-Year Costs or Target Amounts
  2. Computing the Average Standardized Amount
  3. Updating the Average Standardized Amount
  4. Other Adjustments to the Average Standardized Amount
    - a. Recalibration of DRG Weights and Updated Wage Index—Budget Neutrality Adjustment
    - b. Reclassified Hospitals—Budget Neutrality Adjustment
    - c. Outliers
    - d. Section 410A of Pub.L. 108-173 Rural Community Hospital Demonstration Program Adjustment
5. FY 2005 Standardized Amount
- B. Adjustments for Area Wage Levels and Cost-of-Living
1. Adjustment for Area Wage Levels
  2. Adjustment for Cost-of-Living in Alaska and Hawaii
- C. DRG Relative Weights
- D. Calculation of Prospective Payment Rates for FY 2005
1. Federal Rate
  2. Hospital-Specific Rate (Applicable Only to SCHs and MDHs)
    - a. Calculation of Hospital-Specific Rate
    - b. Updating the FY 1982, FY 1987, and FY 1996 Hospital-Specific Rates for FY 2005
  3. General Formula for Calculation of Prospective Payment Rates for Hospitals Located in Puerto Rico Beginning On or After October 1, 2004 and Before October 1, 2005
    - a. Puerto Rico Rate
    - b. National Rate
- III. Changes to Payment Rates for Acute Care Hospital Inpatient Capital-Related Costs for FY 2005
- A. Determination of Federal Hospital Inpatient Capital-Related Prospective Payment Rate Update
1. Capital Standard Federal Rate Update
    - a. Description of the Update Framework
    - b. Comparison of CMS and MedPAC Update Recommendation
  2. Outlier Payment Adjustment Factor
  3. Budget Neutrality Adjustment Factor for Changes in DRG Classifications and Weights and the Geographic Adjustment Factor
  4. Exceptions Payment Adjustment Factor
5. Capital Standard Federal Rate for FY 2005
6. Special Capital Rate for Puerto Rico Hospitals
- B. Calculation of Inpatient Capital-Related Prospective Payments for FY 2005
- C. Capital Input Price Index
1. Background
  2. Forecast of the CPI for FY 2005
- IV. Changes to Payment Rates for Excluded Hospitals and Hospital Units: Rate-of-Increase Percentages
- V. Payment for Blood Clotting Factor Administered to Hemophilia Inpatients
- Tables**
- Table 1A—National Adjusted Operating Standardized Amounts, Labor/Nonlabor (71.1 Percent Labor Share/28.9 Percent Nonlabor Share If Wage Index Is Greater Than 1)
- Table 1B—National Adjusted Operating Standardized Amounts, Labor/Nonlabor (62 Percent Labor Share/38 Percent Nonlabor Share If Wage Index Is Less Than or Equal to 1)
- Table 1C—Adjusted Operating Standardized Amounts for Puerto Rico, Labor/Nonlabor
- Table 1D—Capital Standard Federal Payment Rate
- Table 2—Hospital Case-Mix Indexes for Discharges Occurring in Federal Fiscal Year 2003; Hospital Average Hourly Wage for Federal Fiscal Years 2003 (1999 Wage Data), 2004 (2000 Wage Data), and 2005 (2001 Wage Data) Wage Indexes and 3-Year Average of Hospital Average Hourly Wages
- Table 3A<sub>1</sub>—FY 2005 and 3-Year\* Average Hourly Wage for Urban Areas by MSA
- Table 3A<sub>2</sub>—FY 2005 3-Year\* Average Hourly Wage for Urban Areas by CBSA
- Table 3B<sub>1</sub>—FY 2005 and 3-Year\* Average Hourly Wage for Rural Areas by MSA
- Table 3B<sub>2</sub>—FY 2005 and 3-Year\* Average Hourly Wage for Rural Areas by CBSA
- Table 4A<sub>1</sub>—Wage Index and Capital Geographic Adjustment Factor (GAF) for Urban Areas by MSA
- Table 4A<sub>2</sub>—Wage Index and Capital Geographic Adjustment Factor (GAF) for Urban Areas by CBSA
- Table 4B<sub>1</sub>—Wage Index and Capital Geographic Adjustment Factor (GAF) for Rural Areas by MSA
- Table 4B<sub>2</sub>—Wage Index and Capital Geographic Adjustment Factor (GAF) for Rural Areas by CBSA
- Table 4C<sub>1</sub>—Wage Index and Capital Geographic Adjustment Factor (GAF) for Hospitals That Are Reclassified by MSA
- Table 4C<sub>2</sub>—Wage Index and Capital Geographic Adjustment Factor (GAF) for Hospitals That Are Reclassified by CBSA
- Table 4F<sub>1</sub>—Puerto Rico Wage Index and Capital Geographic Adjustment Factor (GAF) by MSA
- Table 4F<sub>2</sub>—Puerto Rico Wage Index and Capital Geographic Adjustment Factor (GAF) by CBSA
- Table 4G—Pre-Reclassified Wage Index for Urban Areas
- Table 4H—Pre-Reclassified Wage Index for Rural Areas
- Table 4J—Wage Index Adjustment for Commuting Hospital Employees (Out-

Migration) In Qualifying Counties—FY 2005

Table 5—List of Diagnosis-Related Groups (DRGs), Relative Weighting Factors, and Geometric and Arithmetic Mean Length of Stay (LOS)

Table 6A—New Diagnosis Codes

Table 6B—New Procedure Codes

Table 6C—Invalid Diagnosis Codes

Table 6D—Invalid Procedure Codes

Table 6E—Revised Diagnosis Code Titles

Table 6F—Revised Procedure Code Titles

Table 6G—Additions to the CC Exclusions List

Table 6H—Deletions from the CC Exclusions List

Table 7A—Medicare Prospective Payment System Selected Percentile Lengths of Stay: FY 2003 MedPAR Update March 2004 GROUPE V21.0

Table 7B—Medicare Prospective Payment System Selected Percentile Lengths of Stay: FY 2003 MedPAR Update March 2004 GROUPE V22.0

Table 8A—Statewide Average Operating Cost-to-Charge Ratios—July 2004

Table 8B—Statewide Average Capital Cost-to-Charge Ratios—July 2004

Table 9A<sub>1</sub>—Hospital Reclassifications and Redesignations by Individual Hospital—FY 2005 by MSA

Table 9A<sub>2</sub>—Hospital Reclassifications and Redesignations by Individual Hospital—FY 2005 by CBSA—FY 2005

Table 9B—Hospital Reclassifications and Redesignation by Individual Hospital Under Section 508 of Public Law 108–173—FY 2004

Table 10—Geometric Mean Plus the Lesser of .75 of the National Adjusted Operating Standardized Payment Amount (Increased to Reflect the Difference Between Costs and Charges) or .75 of One Standard Deviation of Mean Charges by Diagnosis-Related Groups (DRGs)—July 2004

Table 11—FY 2005 LTC—DRGs, Relative Weights, Geometric Average Length of Stay, and 5/6ths of the Geometric Average Length of Stay

Appendix A—Regulatory Impact Analysis

Appendix B—Recommendation of Update Factors for Operating Cost Rates of Payment for Inpatient Hospital Services

## I. Background

### A. Summary

#### 1. Acute Care Hospital Inpatient Prospective Payment System (IPPS)

Section 1886(d) of the Social Security Act (the Act) sets forth a system of payment for the operating costs of acute care hospital inpatient stays under Medicare Part A (Hospital Insurance) based on prospectively set rates. Section 1886(g) of the Act requires the Secretary to pay for the capital-related costs of hospital inpatient stays under a prospective payment system (PPS). Under these PPSs, Medicare payment for hospital inpatient operating and capital-related costs is made at predetermined, specific rates for each

hospital discharge. Discharges are classified according to a list of diagnosis-related groups (DRGs).

The base payment rate is comprised of a standardized amount that is divided into a labor-related share and a nonlabor-related share. The labor-related share is adjusted by the wage index applicable to the area where the hospital is located; and if the hospital is located in Alaska or Hawaii, the nonlabor-related share is adjusted by a cost-of-living adjustment factor. This base payment rate is multiplied by the DRG relative weight.

If the hospital treats a high percentage of low-income patients, it receives a percentage add-on payment applied to the DRG-adjusted base payment rate. This add-on payment, known as the disproportionate share hospital (DSH) adjustment, provides for a percentage increase in Medicare payments to hospitals that qualify under either of two statutory formulas designed to identify hospitals that serve a disproportionate share of low-income patients. For qualifying hospitals, the amount of this adjustment may vary based on the outcome of the statutory calculations.

If the hospital is an approved teaching hospital, it receives a percentage add-on payment for each case paid under the IPPS (known as the indirect medical education (IME) adjustment). This percentage varies, depending on the ratio of residents to beds.

Additional payments may be made for cases that involve new technologies or medical services that have been approved for special add-on payments. To qualify, a new technology or medical service must demonstrate that it is a substantial clinical improvement over technologies or services otherwise available, and that, absent an add-on payment, it would be inadequately paid under the regular DRG payment.

The costs incurred by the hospital for a case are evaluated to determine whether the hospital is eligible for an additional payment as an outlier case. This additional payment is designed to protect the hospital from large financial losses due to unusually expensive cases. Any outlier payment due is added to the DRG-adjusted base payment rate, plus any DSH, IME, and new technology or medical service add-on adjustments.

Although payments to most hospitals under the IPPS are made on the basis of the standardized amounts, some categories of hospitals are paid the higher of a hospital-specific rate based on their costs in a base year (the higher of FY 1982, FY 1987, or FY 1996) or the IPPS rate based on the standardized amount. For example, sole community

hospitals (SCHs) are the sole source of care in their areas, and Medicare-dependent, small rural hospitals (MDHs) are a major source of care for Medicare beneficiaries in their areas. Both of these categories of hospitals are afforded this special payment protection in order to maintain access to services for beneficiaries (although MDHs receive only 50 percent of the difference between the IPPS rate and their hospital-specific rates if the hospital-specific rate is higher than the IPPS rate).

Section 1886(g) of the Act requires the Secretary to pay for the capital-related costs of inpatient hospital services "in accordance with a prospective payment system established by the Secretary." The basic methodology for determining capital prospective payments is set forth in our regulations at 42 CFR 412.308 and 412.312. Under the capital PPS, payments are adjusted by the same DRG for the case as they are under the operating IPPS. Similar adjustments are also made for IME and DSH as under the operating IPPS. In addition, hospitals may receive an outlier payment for those cases that have unusually high costs.

The existing regulations governing payments to hospitals under the IPPS are located in 42 CFR part 412, subparts A through M.

### 2. Hospitals and Hospital Units Excluded From the IPPS

Under section 1886(d)(1)(B) of the Act, as amended, certain specialty hospitals and hospital units are excluded from the IPPS. These hospitals and units are: Psychiatric hospitals and units; rehabilitation hospitals and units; long-term care hospitals (LTCHs); children's hospitals; and cancer hospitals. Various sections of the Balanced Budget Act of 1997 (Pub. L. 105–33), the Medicare, Medicaid and SCHIP (State Children's Health Insurance Program) Balanced Budget Refinement Act of 1999 (Pub. L. 106–113), and the Medicare, Medicaid, and SCHIP Benefits Improvement and Protection Act of 2000 (Pub. L. 106–554) provide for the implementation of PPSs for rehabilitation hospitals and units (referred to as inpatient rehabilitation facilities (IRFs)), psychiatric hospitals and units (referred to as inpatient psychiatric facilities (IPFs)), and LTCHs, as discussed below. Children's hospitals and cancer hospitals continue to be paid under reasonable cost-based reimbursement.

The existing regulations governing payments to excluded hospitals and hospital units are located in 42 CFR parts 412 and 413.

## a. IRFs

Under section 1886(j) of the Act, as amended, rehabilitation hospitals and units (IRFs) have been transitioned from payment based on a blend of reasonable cost reimbursement subject to a hospital-specific annual limit under section 1886(b) of the Act and prospective payments for cost reporting periods beginning January 1, 2002, through September 30, 2002, to payment at 100 percent of the Federal rate effective for cost reporting periods beginning on or after October 1, 2002 (66 FR 41316, August 7, 2001; 67 FR 49982, August 1, 2002; and 68 FR 45674, August 1, 2003). The existing regulations governing payments under the IRF PPS are located in 42 CFR part 412, subpart P.

## b. LTCHs

Under the authority of sections 123(a) and (c) of Public Law 106-113 and section 307(b)(1) of Public Law 106-554, LTCHs are being transitioned from being paid for inpatient hospital services based on a blend of reasonable cost-based reimbursement under section 1886(b) of the Act to 100 percent of the Federal rate during a 5-year period, beginning with cost reporting periods that start on or after October 1, 2002. For cost reporting periods beginning on or after October 1, 2006, LTCHs will be paid 100 percent of the Federal rate (May 7, 2004 LTCH PPS final rule (69 FR 25674)). LTCHs may elect to be paid based on 100 percent of the Federal rate instead of a blended payment in any year during the 5-year transition period. The existing regulations governing payment under the LTCH PPS are located in 42 CFR part 412, subpart O.

## c. IPFs

Sections 124(a) and (c) of Public Law 106-113 provide for the development of a per diem PPS for payment for inpatient hospital services furnished in IPFs under the Medicare program, effective for cost reporting periods beginning on or after October 1, 2002. This system must include an adequate patient classification system that reflects the differences in patient resource use and costs among these hospitals and maintains budget neutrality. We published a proposed rule to implement the PPS for IPFs on November 28, 2003 (68 FR 66920). The November 28, 2003, proposed rule proposed an April 1, 2004, effective date for purposes of ratesetting and calculating impacts. However, the proposed rule was unusually complex because it proposed a completely new payment system for inpatient hospital services furnished by

psychiatric hospitals and units and the public requested additional time to comment. As a result, we extended the comment period for the proposed rule. Thus, we are still in the process of analyzing public comments and developing a final rule for publication. Consequently, an April 1, 2004, effective date for the IPF PPS is no longer possible.

## 3. Critical Access Hospitals (CAHs)

Under sections 1814, 1820, and 1834(g) of the Act, payments are made to critical access hospitals (CAHs) (that is, rural hospitals or facilities that meet certain statutory requirements) for inpatient and outpatient services on a reasonable cost basis. Reasonable cost is determined under the provisions of section 1861(v)(1)(A) of the Act and existing regulations under 42 CFR parts 413 and 415.

## 4. Payments for Graduate Medical Education (GME)

Under section 1886(a)(4) of the Act, costs of approved educational activities are excluded from the operating costs of inpatient hospital services. Hospitals with approved graduate medical education (GME) programs are paid for the direct costs of GME in accordance with section 1886(h) of the Act; the amount of payment for direct GME costs for a cost reporting period is based on the hospital's number of residents in that period and the hospital's costs per resident in a base year. The existing regulations governing payments to the various types of hospitals are located in 42 CFR part 413.

On August 1, 2003, we published a final rule in the *Federal Register* (68 FR 45346) that implemented changes to the Medicare hospital inpatient prospective payment systems for both operating cost and capital-related costs, as well as changes addressing payments for excluded hospitals and payments for GME costs. Generally these changes were effective for discharges occurring on or after October 1, 2003. On October 6, 2003, we published a document in the *Federal Register* (68 FR 57731) that corrected technical errors made in the August 1, 2003, final rule.

*B. Provisions of the Medicare Prescription Drug, Improvement, and Modernization Act of 2003*

On December 8, 2003, the Medicare Prescription Drug, Improvement, and Modernization Act of 2003 (MMA), Public Law 108-173, was enacted. Public Law 108-173 made a number of changes to the Act relating to prospective payments to hospitals for inpatient services, payments to

excluded hospitals and units, and payments to CAHs. This final rule implements amendments made by the following sections of Pub. L. 108-173:

- Section 401, which provides that, for discharges occurring in a fiscal year beginning with FY 2004 under the IPPS, Medicare will pay hospitals in rural and small urban areas in the 50 States using the standardized amount (computed for the previous fiscal year) that would be used to pay hospitals in large urban areas (or beginning with FY 2005, for all hospitals in the previous fiscal year), increased by the appropriate market basket percentage increase. One standardized amount for hospitals in Puerto Rico would be established that would equal the amount for hospitals in large urban areas in Puerto Rico.

- Section 402, which provides that for discharges occurring on or after April 1, 2004, the DSH payment adjustment for a hospital that is not a large urban or large rural hospital will be calculated using the current DSH adjustment formula for large urban hospitals, subject to a limit of 12 percent for any of these hospitals that are not rural referral centers. (There is no limit on the DSH payment percentage for rural referral centers.)

- Section 403, which provides that, for discharges occurring on or after October 1, 2004, a hospital's labor-related share to which the wage index is applied will be decreased to 62 percent of the standardized amount when such a change will result in higher total payments to the hospital. This provision also applies to the labor-related share of the standardized amount for hospitals in Puerto Rico.

- Section 405(a), which provides that inpatient, outpatient, and covered SNF services provided by a CAH will be reimbursed at 101 percent of reasonable costs for services furnished to Medicare beneficiaries. This provision is applicable to payments for services furnished during cost reporting periods beginning on or after January 1, 2004.

- Section 405(b), which expands coverage of the costs associated with covered Medicare services furnished by on-call emergency room providers in CAHs to include services furnished by physician assistants, nurse practitioners, and clinical nurse specialists, effective for costs incurred for services furnished on or after January 1, 2005.

- Section 405(c), which provides that eligible CAHs may receive payments for their inpatient services on a periodic interim payment (PIP) basis, effective with payments made on or after July 1, 2004.

- Section 405(d), which allows CAHs to elect to receive payments under the

optional payment method (a payment encompassing both inpatient CAH services and physician and practitioner services to outpatients) even if some practitioners do not reassign to the CAH their rights to bill for professional services to CAH outpatients. This provision applies to cost reporting periods occurring on or after July 1, 2004, except that in the case of a CAH that made an election of the optional payment method before November 1, 2003, the provision applies to cost reporting periods beginning on or after July 1, 2001.

- Section 405(e), which increases the limit on the number of beds that a CAH may have for acute care from 15 to 25 beds. This provision applies to CAH designations made before, on, or after January 1, 2004. Any election made in accordance with the regulations promulgated to implement this provision will only apply prospectively.

- Section 405(g), which provides that a CAH may establish psychiatric and rehabilitation distinct part units and limits the number of beds in each unit to no more than 10. Services in these distinct part units will be paid under the respective payment methodology applicable to these distinct-part units. This provision applies to cost reporting periods beginning on or after October 1, 2004.

- Section 405(h), which terminates a State's authority to waive the location requirement for a CAH by designating the CAH as the necessary provider, effective January 1, 2006. A grandfathering provision is included for CAHs that are certified as necessary providers prior to January 1, 2006, which allows any CAH that is designated as a necessary provider in its State's rural health plan prior to January 1, 2006, to maintain its necessary provider designation.

- Section 406, which provides for a graduated adjustment to the inpatient prospective payment rates to account for the higher costs associated with hospitals described under section 1886(d) of the Act that are located more than 25 road miles from another subsection (d) hospital and that have less than 800 discharges during a fiscal year, effective for discharges occurring on or after October 1, 2004. The increase in these payments must be based on the empirical relationship between the standardized cost per case for such hospitals and the total number of discharges of these hospitals and the amount of the additional incremental costs (if any) associated with that number of discharges, may not be greater than 25 percent, and the determination of the percentage

payment increase is not subject to administrative or judicial review.

- Section 410A, which authorizes the Secretary to establish a demonstration program to test the feasibility and advisability of the establishment of rural community hospitals to furnish covered inpatient hospital services to Medicare beneficiaries. The Secretary must select no more than 15 rural community hospitals to participate in the demonstration. The Secretary must implement the demonstration program not later than January 1, 2005, but may not implement the program before October 1, 2004.

- Section 422(a), which provides that a hospital's GME FTE resident cap will be reduced, and the reduction will be redistributed among other hospitals if the hospital's resident count is less than its resident cap (rural hospitals with less than 250 acute care inpatient beds will be exempt) in a particular reference period. This provision is effective for cost reporting periods beginning on or after July 1, 2005.

- Section 422(b), which specifies that the formula multiplier for the IME adjustment is 0.66 for FTE residents attributable to redistributed resident positions, effective for discharges occurring on or after July 1, 2005.

- Section 501, which provides the update factor for payments for hospital inpatient operating costs for FY 2005 and subsequent fiscal years is the market basket percentage increase. For FYs 2005 through 2007, the update factor will be the market basket percentage increase minus 0.4 percentage points for any "subsection (d) hospital" that does not submit hospital quality data on 10 measures as specified by the Secretary.

- Section 502, which modifies the IME formula multiplier to be used in the calculation of the IME adjustment for midway through FY 2004 and provides a new schedule of formula multipliers for FYs 2005 and thereafter.

- Section 503(a), which includes a requirement for updating the ICD-9-CM diagnosis and procedure codes in April 1 of each year, in addition to the current process of annual updates on October 1 of each year. This change will not affect Medicare payments or DRG classifications until the fiscal year that begins after that date.

- Section 503(b), which provides for changes to the threshold amount for determining eligibility of new technologies or medical services for add-on payments; provides for public input on applications for new technology or medical service add-on payments prior to the publication of a proposed rule; provides for

reconsideration of applications received for FY 2004 that were denied; provides for preference in the use of DRG adjustments; and provides that new technology or medical service payments shall not be budget neutral. This provision is effective for fiscal years beginning in FY 2005.

- Section 504, which increases the national portion of the operating PPS payment rate for hospitals in Puerto Rico from 50 percent of the Federal rate to 75 percent of the Federal rate and decreases the Puerto Rico portion of the operating PPS payment from 50 percent to 25 percent, effective for discharges occurring on or after October 1, 2004. For the period of April 1, 2004, through September 30, 2004, payments for hospitals in Puerto Rico will be based on 62.5 percent Federal rate and 37.5 percent of the Puerto Rico rate.

- Section 505, which provides for an increase in a hospital's wage index value to take into consideration a commuter wage adjustment for hospital employees who reside in a county and work in a different area with a higher wage index.

- Section 508, which provides for the establishment of a one-time process for a hospital to appeal its geographic classification for wage index purposes. By law, any reclassification resulting from this one-time appeal applies for a 3-year period to discharges occurring on or after April 1, 2004.

- Section 711, which freezes the annual CPI-U updates to hospital-specific per resident amount (PRAs) for GME payments for those PRAs that exceed the ceiling, effective for cost reporting periods beginning FY 2004, through FY 2013.

- Section 712, which provides for an exception to the initial residency period for purposes of direct GME payments for geriatric residency or fellowship programs that allows the 2 years spent in an approved geriatric program to be counted as part of the resident's initial training period, but not to count against any limitation on the initial residency period. This provision is effective for cost reporting periods beginning on or after October 1, 2003.

- Section 713, which, during a 1-year moratorium period of January 1, 2004 through December 31, 2004, allows hospitals to count allopathic or osteopathic family practice residents training in nonhospital settings for IME and direct GME purposes, without regard to the financial arrangement between the hospital and the teaching physician practicing in the nonhospital setting to which the resident is assigned.

- Section 733, which provides for Medicare payment of routine costs, as



well as costs relating to the transplantation and appropriate related items and services, for Medicare beneficiaries participating in a clinical trial involving pancreatic islet cell transplantation, beginning no earlier than October 1, 2004.

- Section 926, which requires the Secretary to make information publicly available that enables hospital discharge planners, Medicare beneficiaries, and the public to identify skilled nursing facilities (SNFs) that are participating in the Medicare program, and requires a hospital, as part of its discharge planning, to evaluate a patient's need for SNF care.

- Section 947, which requires that, by July 1, 2004, hospitals not otherwise subject to the Occupational Safety and Health Act (OSHA) (or a State occupational safety and health plan that is approved under section 18(b) of that Act) must comply with the OSHA bloodborne pathogens (BBP) standard as part of their Medicare provider agreements.

### C. Summary of the Provisions of the May 18, 2004 Proposed Rule

On May 18, 2004, we published a proposed rule in the *Federal Register* (69 FR 28196) that set forth proposed changes to the Medicare IPPS for operating costs and for capital-related costs in FY 2005 and to implement the provisions of Pub. L. 108-173 specified in section I.B. of this preamble. We also set forth proposed changes relating to payments for GME costs, payments to certain hospitals and units that continue to be excluded from the IPPS and paid on a reasonable cost basis, payments for DSH, requirements and payments for CAHs, conditions of participation for hospitals relating to discharge planning and fire safety requirements, requirements for Medicare provider agreements relating to bloodborne pathogen standards, and QIO disclosure of information requirements. These changes were proposed to be effective for discharges occurring on or after October 1, 2004, unless otherwise noted.

The following is a summary of the major changes that we proposed to make:

#### 1. Changes to the DRG Reclassifications and Recalibrations of Relative Weights

As required by section 1886(d)(4)(C) of the Act, we proposed annual adjustments to the DRG classifications and relative weights. Based on analyses of Medicare claims data, we proposed to establish a number of new DRGs and make changes to the designation of diagnosis and procedure codes under other existing DRGs.

Among the proposed changes discussed were:

- Restructuring and retitling of several DRGs to reflect expanded coverage of heart assist systems such as ventricular assist devices (VAD) or left ventricular assist devices (LVAD) as destination (or permanent) therapy for end-stage heart failure patients who are not candidates for heart transplantation: DRG 103 (Heart Transplant or Implant of Heart Assist System) (proposed title change), DRG 104 (Cardiac Valve and Other Major Cardiothoracic Procedures with Cardiac Catheterization) and DRG 105 (Cardiac Valve and Other Major Cardiothoracic Procedures Without Cardiac Catheterization), and DRG 525 (Other Heart Assist System Implant) (proposed title change).

- Addition of pacemaker device and lead procedure code combinations that could lead to the assignment of DRG 115 (Permanent Cardiac Pacemaker Implant with Acute Myocardial Infarction, Heart Failure, or Shock or ACID Lead or Generator Procedures) and DRG 116 (Other Permanent Cardiac Pacemaker Implant).

- Movement of the procedure code for 360 spinal fusion from DRG 496 (Combined Anterior/Posterior Spinal Fusion) to DRG 497 (Spinal Fusion Except Cervical With CC) and DRG 498 (Spinal Fusion Except Cervical Without CC).

- Addition of combination codes, which also include heart failure, to the list of major problems under DRG 387 (Prematurity With Major Problems) and DRG 389 (Full-Term Neonate With Major Problems).

- Modification of DRGs 504 through 509 under MDC 22 (Burns) to recognize the impact of long-term mechanical ventilation on burn cases and renaming DRG 504 as proposed title "Extensive Burns or Full Thickness Burns With Mechanical Ventilation 96+ Hours With Skin Graft" and DRG 505 as proposed title "Extensive Burns or Full Thickness Burns With Mechanical Ventilation 96+ Hours Without Skin Graft."

- Deletion of DRG 483 (Tracheostomy for Face, Mouth, and Neck Diagnoses) and splitting the assignment of cases to two proposed new DRGs on the basis of the performance of a major operating room procedure: proposed new DRGs 541 and 542 (Tracheostomy With Mechanical Ventilation 96+ Hours or Principal Diagnosis Except Face, Mouth, and Neck Diagnosis With and Without Major Operating Room Procedure, respectively).

We also presented our reevaluation of FY 2004 applicants for add-on payments for high-cost new medical services and technologies, and our analysis of FY

2005 applicants (including public input, as directed by Public Law 108-173, obtained in a town hall meeting).

We proposed the annual update of the long-term care diagnosis-related group (LTC-DRG) classifications and relative weights for use under the LTCH PPS for FY 2005.

#### 2. Changes to the Hospital Wage Index

We proposed revisions to the wage index and the annual update of the wage data. Specific issues addressed included the following:

- The FY 2005 wage index update, using wage data from cost reporting periods that began during FY 2001.

- Revision of the labor market areas as a result of OMB revised definitions of geographical statistical areas.

- A discussion of the collection of occupational mix data and the occupational mix adjustment to the wage index that we proposed to apply beginning October 1, 2004.

- Revisions to the wage index based on hospital redesignations and reclassifications, including changes that reflect the new OMB standards for assignment of hospitals to geographic areas.

- The adjustment to the wage index based on commuting patterns of hospital employees who reside in a county and work in a different area with a higher wage index, to implement section 505 of Public Law 108-173.

- A discussion of eligible hospitals reclassified under the one-time appeals process under section 506 of Public Law 108-173.

- Changes to the labor-related share to which the wage index is applied in determining the PPS rate for hospitals located in specific geographic areas, to implement section 403 of Public Law 108-173.

- The revised timetable for reviewing and verifying the wage data that will be in effect for the FY 2005 wage index.

#### 3. Other Decisions and Changes to the PPS for Inpatient Operating and GME Costs

In the proposed rule, we discussed a number of provisions of the regulations in 42 CFR parts 412 and 413 and set forth proposed changes concerning the following:

- Expansion of the current postacute care transfer policy.

- Payments for inpatient care in providers that change classification status during a patient stay.

- Changes in the definitions of urban and rural areas for geographic reclassification purposes.

- Equalization of the standardized amount for urban and rural hospitals.

- The reporting of hospital quality data as a condition for receiving the full annual payment update increase.

- Revision of the regulations to reflect the revision of the labor share of the wage index.

- Revision of the regulations to reflect the wage index adjustment for commuting patterns of hospital employees who live in one county and commute to work in other areas with higher level wages.

- Changes in the threshold amount for eligibility for new medical services and technology add-on payments.

- Revision to our policy on additional payments to hospitals with high percentages of ESRD discharges.

- Changes to the IME adjustment formula multipliers, and the formula multiplier applicable to redistribution of unused numbers of FTE resident slots.

- Changes in DSH adjustment payments to rural and small urban hospitals.

- Payment adjustments for low-volume hospitals.

- Changes in policy affecting hospitals that apply as a group for reclassification and a discussion of possible reclassifications for dominant hospitals and hospitals in single-hospital MSAs.

- Changes in policies governing payments for direct GME, including the redistribution of unused FTE resident slots; changes in the GME initial residency period; extension of the update limitation on hospital-specific per resident amounts; and changes in the policies on residents training in nonhospital settings, including written agreements for teaching physician compensation.

- An announcement of the rural community hospital demonstration to be established under section 410A of Public Law 108-173 and the opportunity for eligible hospitals to apply for participation in the demonstration program.

- A solicitation of public comments on the effect of increases in malpractice insurance premiums on hospitals participating in the Medicare program and beneficiary access of services.

#### 4. Changes to the PPS for Capital-Related Costs

In the proposed rule, we discussed the payment requirements for capital-related costs and proposed changes relating to capital payments to hospitals located in Puerto Rico, changes in the policies on exception payments for extraordinary circumstances, treatment of hospitals previously reclassified for the operating standardized amounts, and capital payment adjustments based

on the proposed changes in geographic classifications.

#### 5. Changes for Hospitals and Hospital Units Excluded From the IPPS

In the proposed rule, we discussed the following proposed revisions and clarifications concerning excluded hospitals and hospital units and CAHs:

- Changes in the payment rate for new excluded hospitals.

- Changes to the criteria for determining payments to hospitals-within-hospitals.

- Changes to the policies governing payment to CAHs, including a change in the payment percentage for services furnished by CAHs; changes in the rules governing the election by a CAH of the optional method of payment; expansion of the payment to emergency room on-call providers to include physician assistants, nurse practitioners, and clinical nurse specialists; authorization for the making of periodic interim payments (PIPs) for CAHs for inpatient services furnished; revision of the bed count limit for CAHs from 15 to 25 acute care beds; proposed requirements for establishing psychiatric and rehabilitation distinct part units in CAHs; and termination of the location requirement for a CAH by designating the CAH as a necessary provider.

#### 6. Changes to QIO Disclosure of Information Requirements

In the proposed rule, we discussed our proposed clarification of the requirements for disclosure by QIOs of information on institutions and practitioners collected in the course of the QIO's quality improvement activities.

#### 7. Changes Relating to Medicare Provider Agreements, Hospital Conditions of Participation, and Fire Safety Requirements for Certain Health Care Facilities

We proposed to—

- Require hospitals, as part of the discharge planning standard under the Medicare hospital conditions of participation, to furnish a list of Medicare-participating home health agencies to patients who are expected to receive home health services after discharge and to provide information on Medicare-certified SNFs to patients who are likely to need posthospital extended care services.

- Require that Medicare provider agreements include provisions that would ensure that all hospital employees who may come into contact with human blood in the course of their duties are provided proper protection from bloodborne pathogens.

- Correct a technical error relating to the application of the 2000 edition of the Life Safety Code as the fire safety requirements for certain health care facilities; and clarify the effective date for the prohibition on the use of roller latches in these facilities.

#### 8. Determining Prospective Payment Operating and Capital Rates and Rate-of-Increase Limits

In the Addendum to the May 18, 2004, proposed rule, we set forth proposed changes to the amounts and factors for determining the FY 2005 prospective payment rates for operating costs and capital-related costs. We also established the proposed threshold amounts for outlier cases. In addition, we addressed update factors for determining the rate-of-increase limits for cost reporting periods beginning in FY 2005 for hospitals and hospital units excluded from the PPS.

#### 9. Impact Analysis

In Appendix A of the proposed rule, we set forth an analysis of the impact that the proposed changes would have on affected hospitals.

#### 10. Recommendation of Update Factor for Hospital Inpatient Operating Costs

In Appendix B of the proposed rule, as required by sections 1886(e)(4) and (e)(5) of the Act, we provided our recommendations of the appropriate percentage changes for FY 2005 for the following:

- A single average standardized amount for all areas for hospital inpatient services paid under the IPPS for operating costs (and hospital-specific rates applicable to SCHs and MDHs).

- Target rate-of-increase limits to the allowable operating costs of hospital inpatient services furnished by hospitals and hospital units excluded from the IPPS.

#### 11. Discussion of Medicare Payment Advisory Commission Recommendations

Under section 1805(b) of the Act, the Medicare Payment Advisory Commission (MedPAC) is required to submit a report to Congress, no later than March 1 of each year, that reviews and makes recommendations on Medicare payment policies. MedPAC's March 2004 recommendation concerning hospital inpatient payment policies addressed only the update factor for inpatient hospital operating costs and capital-related costs under the IPPS and for hospitals and distinct part hospital units excluded from the IPPS. This recommendation was addressed in Appendix B of the May 18, 2004,

proposed rule. For further information relating specifically to the MedPAC March 1 report or to obtain a copy of the report, contact MedPAC at (202) 220-3700 or visit MedPAC's Web site at: <http://www.medpac.gov>.

*D. Public Comments Received in Response to the May 18, 2004 Proposed Rule*

We received over 30,000 timely items of correspondence containing multiple comments on the May 18, 2004 proposed rule. Summaries of the public comments and our responses to those comments are set forth below under the appropriate heading.

*Comment Period:* One commenter indicated that, under the Administrative Procedures Act (APA), 5 U.S.C. 553(b), the 60-day comment period should have started from the date the proposed rule was published in the **Federal Register**, not the date the rule was placed on the CMS Web site.

*Response:* We believe publication of the proposed rule is fully consistent with the law. The APA does not prescribe any specific length for the comment period. In addition, the proposed rule was placed on display at the Office of the Federal Register and a copy of the rule also appeared on our Web site. The substance of the rule was fully available on the Web site, as well as on display at the Office of the Federal Register. Finally, we note that, in accordance with section 1886(d) of the Act, the Secretary is required to ensure that the updated IPPS rates are in place

at the beginning of the Federal fiscal year, or by October 1, 2004. Our priority is to ensure that hospitals receive their final updated rates for the new fiscal year.

**II. Changes to DRG Classifications and Relative Weights**

*A. Background*

Section 1886(d) of the Act specifies that the Secretary shall establish a classification system (referred to as DRGs) for inpatient discharges and adjust payments under the IPPS based on appropriate weighting factors assigned to each DRG. Therefore, under the IPPS, we pay for inpatient hospital services on a rate per discharge basis that varies according to the DRG to which a beneficiary's stay is assigned. The formula used to calculate payment for a specific case multiplies an individual hospital's payment rate per case by the weight of the DRG to which the case is assigned. Each DRG weight represents the average resources required to care for cases in that particular DRG, relative to the average resources used to treat cases in all DRGs.

Congress recognized that it would be necessary to recalculate the DRG relative weights periodically to account for changes in resource consumption. Accordingly, section 1886(d)(4)(C) of the Act requires that the Secretary adjust the DRG classifications and relative weights at least annually. These adjustments are made to reflect changes

in treatment patterns, technology, and any other factors that may change the relative use of hospital resources. The changes to the DRG classification system and the recalibration of the DRG weights for discharges occurring on or after October 1, 2004, are discussed below.

*B. DRG Reclassifications*

1. General

Cases are classified into DRGs for payment under the IPPS based on the principal diagnosis, up to eight additional diagnoses, and up to six procedures performed during the stay. In a small number of DRGs, classification is also based on the age, sex, and discharge status of the patient. The diagnosis and procedure information is reported by the hospital using codes from the International Classification of Diseases, Ninth Revision, Clinical Modification (ICD-9-CM).

For FY 2004, cases are assigned to one of 518 DRGs in 25 major diagnostic categories (MDCs). Most MDCs are based on a particular organ system of the body. For example, MDC 6 is Diseases and Disorders of the Digestive System. This approach is used because clinical care is generally organized in accordance with the organ system affected. However, some MDCs are not constructed on this basis because they involve multiple organ systems (for example, MDC 22 (Burns)). The table below lists the 25 MDCs.

<b>Major Diagnostic Categories (MDCs)</b>	
1	Diseases and Disorders of the Nervous System
2	Diseases and Disorders of the Eye
3	Diseases and Disorders of the Ear, Nose, Mouth, and Throat
4	Diseases and Disorders of the Respiratory System
5	Diseases and Disorders of the Circulatory System
6	Diseases and Disorders of the Digestive System
7	Diseases and Disorders of the Hepatobiliary System and Pancreas
8	Diseases and Disorders of the Musculoskeletal System and Connective Tissue
9	Diseases and Disorders of the Skin, Subcutaneous Tissue and Breast
10	Endocrine, Nutritional and Metabolic Diseases and Disorders
11	Diseases and Disorders of the Kidney and Urinary Tract
12	Diseases and Disorders of the Male Reproductive System
13	Diseases and Disorders of the Female Reproductive System
14	Pregnancy, Childbirth, and the Puerperium
15	Newborns and Other Neonates with Conditions Originating in the Perinatal Period
16	Diseases and Disorders of the Blood and Blood Forming Organs and Immunological Disorders
17	Myeloproliferative Diseases and Disorders and Poorly Differentiated Neoplasms
18	Infectious and Parasitic Diseases (Systemic or Unspecified Sites)
19	Mental Diseases and Disorders
20	Alcohol/Drug Use and Alcohol/Drug Induced Organic Mental Disorders
21	Injuries, Poisonings, and Toxic Effects of Drugs
22	Burns
23	Factors Influencing Health Status and Other Contacts with Health Services
24	Multiple Significant Trauma
25	Human Immunodeficiency Virus Infections

In general, cases are assigned to an MDC based on the patient's principal diagnosis before assignment to a DRG. However, for FY 2004, there are eight DRGs to which cases are directly

assigned on the basis of ICD-9-CM procedure codes. These DRGs are for heart, liver, bone marrow, lung, simultaneous pancreas/kidney, and pancreas transplants and for

tracheostomies. Cases are assigned to these DRGs before they are classified to an MDC. The table below lists the current eight pre-MDCs.

<b>Pre-Major Diagnostic Categories (Pre-MDCs)</b>	
DRG 103	Heart Transplant
DRG 480	Liver Transplant
DRG 481	Bone Marrow Transplant
DRG 482	Tracheostomy for Face, Mouth, and Neck Diagnoses
DRG 483	Tracheostomy with Mechanical Ventilation 96+ Hours or Principal Diagnosis Except for Face, Mouth, and Neck Diagnoses
DRG 495	Lung Transplant
DRG 512	Simultaneous Pancreas/Kidney Transplant
DRG 513	Pancreas Transplant

Within most MDCs, cases are then divided into surgical DRGs and medical

DRGs. Surgical DRGs are based on a hierarchy that orders operating room

(O.R.) procedures or groups of O.R. procedures by resource intensity.

Medical DRGs generally are differentiated on the basis of diagnosis and age (less than or greater than 17 years of age). Some surgical and medical DRGs are further differentiated based on the presence or absence of a complication or a comorbidity (CC).

Generally, nonsurgical procedures and minor surgical procedures that are not usually performed in an operating room are not treated as O.R. procedures. However, there are a few non-O.R. procedures that do affect DRG assignment for certain principal diagnoses, for example, extracorporeal shock wave lithotripsy for patients with a principal diagnosis of urinary stones.

Patient's diagnosis, procedure, discharge status, and demographic information is fed into the Medicare claims processing systems and subjected to a series of automated screens called the Medicare Code Editor (MCE). The MCE screens are designed to identify cases that require further review before classification into a DRG.

After patient information is screened through the MCE and any further development of the claim is conducted, the cases are classified into the appropriate DRG by the Medicare GROUPER software program. The GROUPER program was developed as a means of classifying each case into a DRG on the basis of the diagnosis and procedure codes and, for a limited number of DRGs, demographic information (that is, sex, age, and discharge status).

After cases are screened through the MCE and assigned to a DRG by the GROUPER, the PRICER software calculates a base DRG payment. The PRICER calculates the payments for each case covered by the IPPS based on the DRG relative weight and additional factors associated with each hospital, such as IME and DSH adjustments. These additional factors increase the payment amount to hospitals above the base DRG payment.

The records for all Medicare hospital inpatient discharges are maintained in the Medicare Provider Analysis and Review (MedPAR) file. The data in this file are used to evaluate possible DRG classification changes and to recalibrate the DRG weights. However, in the July 30, 1999, IPPS final rule (64 FR 41500), we discussed a process for considering non-MedPAR data in the recalibration process. In order for us to consider using particular non-MedPAR data, we must have sufficient time to evaluate and test the data. The time necessary to do so depends upon the nature and quality of the non-MedPAR data submitted. Generally, however, a significant sample of the non-MedPAR

data should be submitted by mid-October for consideration in conjunction with the next year's proposed rule. This allows us time to test the data and make a preliminary assessment as to the feasibility of using the data. Subsequently, a complete database should be submitted by early December for consideration in conjunction with the next year's proposed rule.

Many of the changes to the DRG classifications are the result of specific issues brought to our attention by interested parties. We encourage individuals with concerns about DRG classifications to bring those concerns to our attention in a timely manner so they can be carefully considered for possible inclusion in the next proposed rule and so any proposed changes may be subjected to public review and comment. Therefore, similar to the timetable for interested parties to submit non-MedPAR data for consideration in the DRG recalibration process, concerns about DRG classification issues should be brought to our attention no later than early December in order to be considered and possibly included in the next annual proposed rule updating the IPPS.

In the May 18, 2004, proposed rule, we proposed numerous changes to the DRG classification system for FY 2005. The changes we proposed to the DRG classification system for FY 2005, the public comments we received concerning the proposed changes, the final DRG changes, and the methodology used to recalibrate the DRG weights are set forth below. The changes we are implementing in this final rule will be reflected in the revised FY 2005 GROUPER version 22.0 and effective for discharges occurring on or after October 1, 2003. Generally, our DRG analysis in the May 18, 2004, proposed rule was based on data from the December 2003 update of the FY 2003 MedPAR file.

Unless otherwise noted in this final rule, our DRG analysis is based on data from the March 2004 update of the FY 2003 MedPAR file, which contains hospital bills received through March 31, 2004, for discharges in FY 2003.

## 2. MDC 1 (Diseases and Disorders of the Nervous System): Intracranial Hemorrhage and Stroke With Infarction

In the May 18, 2004, proposed rule, we noted that it had come to our attention that the title of DRG 14 (Intracranial Hemorrhage and Stroke With Infarction) may be misleading because it implies that a combination of conditions exists when the DRG is assigned. When we developed this title,

we did not intend to imply that a combination of conditions exists. Therefore, we proposed to change the title of DRG 14 to read "Intracranial Hemorrhage or Cerebral Infarction".

We received one comment on this proposal in support of the DRG title change. Therefore, we are adopting as final the proposed change of the title of DRG 14 to "Intracranial Hemorrhage or Cerebral Infarction".

## 3. MDC 5 (Diseases and Disorders of the Circulatory System)

### a. Heart Assist System Implant

Circulatory support devices, also known as heart assist systems, ventricular assist devices (VADs) or left ventricular assist devices (LVADs), offer a surgical alternative for end-stage heart failure patients. This type of device is often implanted near a patient's native heart and assumes the pumping function of the weakened heart's left ventricle. In many cases, heart transplantation would be the treatment of choice for this type of patient. However, the low number of donor hearts limits this treatment option.

We have reviewed the payment and DRG assignment for this type of device many times in the past. The reader is referred to the August 1, 2002 IPPS final rule (67 FR 49989) for a complete listing of those discussions.

In the August 1, 2002, final rule (67 FR 49990), we attempted to clinically and financially align VAD procedures by creating new DRG 525 (Heart Assist System Implant). We also noted that cases in which a heart transplant also occurred during the same hospitalization episode would continue to be assigned to DRG 103 (Heart Transplant). At that time, we announced that DRG 525 would consist of any principal diagnosis in MDC 5, plus one of the following surgical procedure codes:

- 37.62, Insertion of nonimplantable heart assist system.
- 37.63, Repair of heart assist system.
- 37.65, Implant of external heart assist system.
- 37.66, Insertion of implantable heart assist system.

(To avoid confusion, we note that the titles of codes 37.62, 37.63, 37.65, and 37.66 have been revised for FY 2005 through the ICD-9-CM Coordination and Maintenance Committee process as reflected in Table 6F, Revised Procedure Code Titles in the Addendum to this final rule.)

Commenters on the May 19, 2003, proposed rule that preceded the August 1, 2003, IPPS (FY 2004) final rule notified us that procedure code 37.66

was neither a clinical nor a financial match to the rest of the procedure codes now assigned to DRG 525. We did not modify DRG 525 for FY 2004. We agreed that we would continue to evaluate whether to make further changes to DRG 525. After publication of the August 1, 2003, final rule, we again reviewed the MedPAR data concerning DRG 525, and came to the conclusion that procedure code 37.62 is different in terms of clinical procedures and resource utilization from the other procedure codes assigned to DRG 525. Therefore, in a correction to the August 1, 2003, IPPS (FY 2004) final rule, published on October 6, 2003 (68 FR 57733), we revised the composition of DRG 525 by correcting the assignment of procedures to DRG 525 in light of the lower charges associated with procedure code 37.62. We moved code 37.62 into DRG 104 (Cardiac Valve and Other Major Cardiothoracic Procedures With Cardiac Catheterization) and DRG 105 (Cardiac Valve and Other Major Cardiothoracic Procedures Without Cardiac Catheterization), and left procedure codes 37.63, 37.65, and 37.66 into DRG 525.

In addition, we have evaluated a request for expanded coverage for VADs and LVADs as destination (or permanent) therapy for end-stage heart failure patients who are not candidates for heart transplantation. VADs and LVADs had been approved for support of blood circulation post-cardiotomy (effective for services performed on or after October 18, 1993) and as a bridge to heart transplant (effective for services performed on or after January 22, 1996) to assist a damaged or weakened heart in pumping blood. The criteria that must be fulfilled in order for Medicare coverage to be provided for these purposes have been previously discussed in the August 1, 2000, final rule (65 FR 47058), and can also be accessed online at: [http://www.cms.gov/manuals/pm\\_trans/r2ncd1.pdf](http://www.cms.gov/manuals/pm_trans/r2ncd1.pdf).

As a result of that review, effective for services performed on or after October 1, 2003, VADs have been approved as destination therapy for patients requiring permanent mechanical cardiac support. Briefly, VADs used for destination therapy are covered only if they have received approval from the FDA for that purpose, and the device is

used according to the FDA-approved labeling instructions. VADs are covered for patients who have chronic end-stage heart failure (New York Heart Association Class IV end-stage left ventricular failure for at least 90 days with a life expectancy of less than 2 years). Implanting facilities as well as patients must also meet all of the additional conditions that are listed in the national coverage determination for artificial hearts and related devices, which is posted on the above CMS website.

In the May 18, 2004, proposed rule, we again reviewed the FY 2003 MedPAR data for all cases in which a VAD had been implanted, using the criterion of any case containing a procedure code of 37.66. We found a total of 65 cases in 3 DRGs: DRG 103 (Heart Transplant); DRG 483 (Tracheostomy With Mechanical Ventilation 96+ Hours or Principal Diagnosis Except Face, Mouth, and Neck Diagnoses); and DRG 525 (Heart Assist System Implant). The following table displays our findings:

DRG With Code 37.66 Reported	Count	Average Length of Stay	Average Charges
103	14	77.36	\$ 836,011
483	6	100.50	\$1,400,706
525	45	38.93	\$ 308,725

The remaining 354 cases in DRG 103 that did not report code 37.66 had average charges of \$282,578. The remaining 171 cases in DRG 525 that did not contain code 37.66 had an average length of stay of 12.39 days and average charges of \$168,388. The 45 cases in DRG 525 with code 37.66 accounted for 26 percent of the cases. However, the average charges for these cases are approximately \$140,340 higher than the average charges for cases in DRG 525 that did not report code 37.66.

Commenters on the FY 2004 final rule suggested adding code 37.66 to DRG 103. We were concerned with the timing of that comment, as it was received after publication of the proposed rule. We noted that the commenters' suggestions on the structure of the DRGs involved were significant, and that change of that magnitude should be subject to public review and comment. We also noted that we would evaluate the suggestion further (68 FR 45370). However, as one of the indications for this device has

become destination therapy, and as this new indication is more clinically aligned with DRG 103; in the May 18, 2004 proposed rule, we proposed to remove procedure code 37.66 from DRG 525 and assign it to DRG 103. We also proposed to change the title of DRG 103 to "Heart Transplant or Implant of Heart Assist System". The proposed restructured DRG 103 included any principal diagnosis in MDC 5, plus one of the following surgical procedure codes:

- 33.6, Combined heart-lung transplantation.
- 37.51, Heart transplantation.
- 37.66, Insertion of implantable heart assist system.

In addition to the proposed changes to DRG 103, we proposed to change the title of DRG 525 to "Other Heart Assist System Implant."

*Comment:* A number of commenters recommended that we continue to examine the MedPAR data for code 37.66 and heart transplants to confirm

that the weight is accurate. Some of these commenters noted that the weight might need to be increased in either the short term or next year. One commenter who, we believe, did not have access to the proposed rule, suggested the same proposed changes that were included in the proposed rule.

*Response:* We will continue to evaluate the assignment of these codes annually for clinical and resource coherence. We point out that the relative weights are determined based on a formula and the formula is based on historic hospital charges. To increase one weight in a manner not consistent with the formula would skew other weights, in addition to distorting our mandated budget neutrality provision.

*Comment:* Two commenters requested clarification concerning patients who receive the implantable heart assist system as a bridge to transplant and are discharged and subsequently return for a heart transplant. The commenters

wanted to know if DRG 103 would be assigned in both cases.

*Response:* DRG 103 would be assigned to the case when a VAD is implanted. It would also be assigned when the patient returns to the hospital for a heart transplant. However, we take this opportunity to clarify that only one DRG 103 payment will be made per admission. If a patient has both the VAD and a heart transplant during the same hospital admission, DRG 103 would be paid only once. Depending on the circumstances, the case may qualify for cost outlier status, which is designed to defray some of the additional expenses of the case.

*Comment:* One commenter suggested that the term "Insertion" in the code title for 37.66 be changed to "Implant" to more accurately reflect the resource-intensive nature of the VAD implant.

*Response:* We regret that we cannot accommodate this request. The cardiac device code titles have been discussed

at the two previous ICD-9-CM Coordination and Maintenance Committee meetings (December 2003 and April 2004). At those meetings, we asked for comments about the code titles, and in response to public comment, we removed the term "Implant" and substituted "Insertion" in the title. As noted elsewhere in this preamble, the codes in Table 6 of the Addendum are not subject to comment. The codes themselves are final at the time the proposed rule is published, which gives our industry partners the opportunity to put them into their printed and electronic programs without the concern that they may be changed later in the rulemaking process.

*Comment:* One commenter urged CMS to retain a common DRG assignment for procedure codes 37.65 and 37.66. The commenter believed that assigning these two procedure codes to different DRGs would not ensure that payment is adequate to allow hospitals

to provide mechanical circulatory support therapies, as clinically indicated, and in a cost-efficient manner. The commenter further believed that payment for implantable VADs (code 37.66) at a higher level than external VADs (code 37.65) would create financial incentives unrelated to, and potentially at odds with, clinical considerations, which would skew device choice and increase Medicare program costs. The commenter stated that the initial use of the least expensive device that can provide the necessary therapeutic benefit leads to the best clinical outcomes and the lowest total system costs. The commenter encouraged CMS to adopt a prudent payment policy and an adequate test of whether a patient's heart will recover before an implantable VAD procedure is undertaken.

*Response:* We reviewed data on DRG 525 in the FY 2003 MedPAR file and are summarizing the findings below:

Code	Number of Cases	Average Length of Stay	Average Charges
37.62, Insertion of nonimplantable heart assist system	1	66	\$273,361
37.63, Repair of heart assist system	62	13.37	\$139,758
37.65, Implant of external heart assist system	108	11.32	\$183,852
37.66, Insertion of implantable heart assist system	45	38.93	\$308,725

We believe that the data on the length of stay and average charges demonstrate considerable differences in the two VAD devices. The implantable VAD (code 37.66) had a length of stay more than three times longer than that of the external VAD (code 37.65), and charges that average over \$100,000 per case greater than those of the external VAD. To comply with this commenter's suggestion and leave both codes in the same DRG would result in overpayment of external VAD procedures and underpayment of the implantable VADs. We do not find either alternative acceptable.

We will continue to closely monitor DRGs 103 and 525 on an annual basis, and will review our data using the specific procedure codes that comprise these two DRGs.

*Comment:* One commenter stated that the MedPAR data on charges for FY 2003 VAD cases used to develop and defend the proposal to assign procedure codes 37.65 and 37.66 to different DRGs are an inadequate basis for the proposal. The commenter stated that the FY 2003 data on code 37.66 used in support of the proposal (to move these cases to DRG 103) must be comprised primarily of bridge-to-transplant cases, as the use of VADs for destination therapy was only recently approved. Therefore, the commenter believes, any destination therapy patients in the data must have been clinical trial patients. The commenter asserted that these clinical trial patients were a sicker group of patients than would normally be found, and that they received more ancillary services during the course of the trial than would be likely in normal clinical

practice. As a result, the data for these patients would be skewed to higher average charges and longer lengths of stay.

*Response:* The data associated with code 37.66 reflect the insertion of an implantable VAD. We do not have a method of capturing the intent of the physician upon insertion of this device. When the chest is opened and the device is inserted, we have no way of determining if this patient requires the device as a bridge-to-transplant as the patient awaits a donor organ, or if this VAD is to be considered destination therapy. Code 37.66 captures only the procedure performed and the device inserted.

The following table represents FY 2002 data in DRG 525.

Code	Number of Cases	Average Length of Stay	Average Charges
37.62, Insertion of non-implantable heart assist system*	182	13.1	\$112,747
37.63, Repair of heart assist system*	78	16.7	\$190,627
37.65, Implant of external heart assist system*	102	10.9	\$162,863
37.66, Insertion of implantable heart assist system*	50	40.1	\$342,725

\*For ease in comparison of FY 2002 and FY 2003 data, we have kept the same (new) code titles for both years.

When we compare the above table containing FY 2002 data to the previous table containing FY 2003 data, we find similar results in length of stay and average charges for codes 37.63, 37.65, and 37.66. The FY 2003 data show only one case with code 37.62: it is difficult to draw any meaningful conclusions based on one case. These data represent cases before bridge-to-transplant was a covered indication for VAD. As the data in the 2 years are so similar, we believe that we have correctly reassigned code 37.66 to DRG 103.

*Comment:* One commenter stated that DRG 525, as amended on October 1, 2003, to include every type of mechanical circulatory support device requiring a sternotomy and multiple-day support, constituted a clinically coherent group of surgeries encompassing a range of device types and costs. The commenter stated that, as the device types in that DRG grouping are available in the same hospital mechanical circulatory support programs, blended reimbursement did not constitute a financial impediment to proper clinical choice. The commenter stated that the FY 2003 iteration of DRG 525 should be preserved, which would allow the dynamics of the clinical setting and the market to determine the choice among available VADs.

*Response:* We are aware that reimbursement dynamics may have an influence on the practice of medicine. However, we are also aware that the placement of cases reporting code 37.66 in DRG 525 may cause a financial hardship for hospitals. The movement of code 37.66 to DRG 103 is appropriate from the perspective of resource utilization, and will also alleviate some of the disincentive to offer this procedure to patients who meet the medical criteria for implantation.

*Comment:* One commenter noted that coverage of VAD procedures should be limited to Medicare-certified transplant

centers. The commenter also noted that VAD implants assigned to DRG 103 are limited to those [hospitals] using devices that are approved by the FDA for use outside the inpatient hospital setting.

*Response:* Section 60—Durable Medical Equipment in the Medicare Coverage Manual sets forth our requirements concerning the use of VADs. The manual states:

- The VAD must be used in accordance with the FDA approved labeling instructions;
- The patient is approved and listed as a candidate for heart transplantation by a Medicare-approved heart transplant center; and
- The implanting site, if different than the Medicare-approved transplant center, must receive the Medicare-approved heart transplant center under which the patient is listed prior to implantation of the VAD.

In conjunction with the data review of DRGs 103 and 525, we also evaluated DRGs 104 and 105. DRGs 104 and 105 were restructured in FY 2003 by moving code 37.62 into them. We examined the MedPAR data and found that the average charges for DRGs 104 and 105 were \$113,667 and \$82,899, respectively, for cases not reporting code 37.62, while cases containing code 37.62 had average charges of \$124,559 and \$166,129, respectively.

The removal of code 37.66 from DRG 525 would have the effect of clinically realigning that DRG to be more coherent. As a result of the proposal to remove code 37.66 from DRG 525 and assign it to DRG 103, we also proposed to remove code 37.62 from DRGs 104 and 105 and assign it back into DRG 525. The average charges for code 37.62 in DRGs 104 and 105 (\$124,559 and \$166,129) more closely matched the average charges reported for the 171 cases in DRG 525, absent code 37.66 (\$168,388).

We indicated that the proposed new DRG 525 would consist of any principal diagnosis in MDC 5, plus the following surgical procedure codes:

- 37.52, Implantation of total replacement heart system\*
- 37.53, Replacement or repair of thoracic unit of total replacement heart system\*
- 37.54, Replacement or repair of other implantable component of total replacement heart system\*
- 37.62, Insertion of nonimplantable heart assist system
- 37.63, Repair of heart assist system
- 37.65, Implant of external heart assist system

We received one comment in support of this portion of our proposal. Based on the rationale described above, we are adopting the proposed changes to DRGs 103, 104, and 105 as final without modification.

#### b. Cardiac Resynchronization Therapy and Heart Failure

In the May 18, 2004 proposed rule, we addressed a request we had received from a manufacturer of a Cardiac Resynchronization Therapy Defibrillator (CRT-D) device for a modification to DRG 535 (Cardiac Defibrillator Implant With Cardiac Catheterization With Acute Myocardial Infarction/Heart Failure/Shock) and DRG 536 (Cardiac Defibrillator Implant With Cardiac Catheterization Without Acute Myocardial Infarction/Heart Failure/Shock). The commenter pointed out that defibrillator device implantations, including the CRT-D type of defibrillator, are assigned to DRG 535 when the patient also has a cardiac catheterization and has either an acute myocardial infarction, heart failure, or shock as a principal diagnosis. If the

\* These codes represent noncovered services for Medicare beneficiaries. However, it is our longstanding practice to assign every code in the ICD-9-CM classification to a DRG. Therefore, they have been assigned to DRG 525.



patient receiving the defibrillator implant and cardiac catheterization does not have a principal diagnosis of acute myocardial infarction, heart failure, or shock, the cases are assigned to DRG 536.

The commenter requested that cases be assigned to DRG 535 when the patient has heart failure as either a principal diagnosis or a secondary diagnosis. The commenter stated that patients receive a CRT-D (as opposed to other types of defibrillators) when they have both heart failure and arrhythmia. The commenter was concerned that some coders may sequence the heart failure as a secondary diagnosis, which would result in the patient being assigned to DRG 536.

As stated earlier, DRGs 535 and 536 are split based on the principal diagnosis of acute myocardial infarction, heart failure, or shock. Cases are not assigned to DRG 535 when heart failure is a secondary diagnosis.

The commenter described a scenario where a patient was admitted with heart failure for an evaluation of the need for a CRT-D implant. The hospitalization studies indicated that the patient had a ventricular tachycardia. The commenter indicated that coders would be confused as to which code should be listed as the principal diagnosis.

CMS' determination based on review of this scenario as described was that the heart failure led to the admission and would be the principal diagnosis. This case would properly be assigned to DRG 535. Furthermore, when two conditions are considered to be equally responsible for the admission, either one of the two conditions may be selected as the principal diagnosis.

The commenter also stated that its own study shows CRT-D patients have significantly higher charges than do other patients in DRGs 535 and 536 who receive an implantable defibrillator. This was the case whether heart failure

was used as a principal or secondary diagnosis.

A cardiac catheterization is a diagnostic procedure generally performed to establish the nature of the patient's cardiac problem and determine if implantation of a cardiac defibrillator is appropriate. Generally, the cardiac catheterization can be done on an outpatient basis. Patients who are admitted with acute myocardial infarction, heart failure, or shock and have a cardiac catheterization are generally acute patients who require emergency implantation of the defibrillator. Thus, there are very high costs associated with these patients:

For the analysis in the proposed rule, we examined the MedPAR file for all cases in DRGs 535 and 536 and only cases in DRG 536 in which acute myocardial infarction or heart failure was listed as a secondary diagnosis. The following chart illustrates the results of our findings:

DRGs	Count	Average Length of Stay	Average Charges
535	6,801	9.50	\$110,663.57
536 - All cases	17,454	5.47	89,493.85
536 - Cases With Secondary Diagnosis of Cardiac Defibrillator Implant With Cardiac Catheterization Without Acute Myocardial Infarction/Heart Failure/Shock	8,562	6.5	94,832.14

The data show that cases with a secondary diagnosis of acute myocardial infarction or heart failure have average charges (\$94,832.14) closer to the overall average charges for DRG 536 (\$89,493.85) where they are currently assigned. Overall charges for DRG 535 were \$110,663.57. We do not believe these data support modifying DRG 535 and DRG 536 as requested. Many of the CRT-D patients who are admitted for heart failure would be assigned into DRG 535. Furthermore, modifying the DRG logic for one specific type of defibrillator (CRT-D) is not consistent with our overall policy of grouping similar types of patients together in the same DRG. In addition, to modify the DRG logic for the small percentage of cases where there might be confusion concerning the selection of the principal diagnosis does not seem prudent. Therefore, we did not propose a modification to DRG 535 or 536 for CRT-Ds.

*Comment:* Several commenters supported our proposal not to change

the current DRG structure of DRG 535 and DRG 536 for CRT-D devices. Our proposal was in response to a manufacturer that had requested that CRT-D cases be assigned to DRG 535 when the patient has heart failure as either a principal diagnosis or a secondary diagnosis.

*Response:* After publication of the May 18, 2004 proposed rule, we discussed the issue of coding cases implanted with a CRT-D at the June 2004 meeting of the American Hospital Association's Editorial Advisory Board for Coding Clinical for ICD-9-CM. Discussions between coding representatives from the American Hospital Association, the American Health Information Management Association, the National Centers for Health Statistics, and CMS did not identify diagnosis sequencing problems for patients receiving a CRT-D, as was suggested by the manufacturer. A number of problems in coding the implantation of these devices using the procedure codes were discussed. In

addition, we learned that physicians are not clearly and consistently documenting the types of devices being implanted. This is leading to a number of questions from hospitals on how to assign the correct codes for an implantable cardiac defibrillator (ICD) versus the newer CRT-D. As a result of these further discussions, the Editorial Advisory Board for Coding Clinical for ICD-9-CM is developing a series of questions and answers to clearly illustrate to hospitals how the various devices, leads, and generators are to be correctly coded.

We appreciate the support of the commenters for maintaining the current DRG structure for DRGs 535 and 536 and not modifying them in this final rule for one specific type of defibrillator.

*Comment:* One commenter, a national hospital organization, opposed our recommendation not to alter the logic of DRG 535. The commenter believed that resynchronization is not performed during an acute exacerbation of congestive heart failure. Rather, the

commenter indicated, the patient returns at a later date once the congestive heart failure becomes more stabilized. The commenter added that, at that time, the patient often manifests associated arrhythmias that require the resynchronization. The commenter believed that, as a result, under the current proposal, this case would possibly not group to DRG 535 if the congestive heart failure were not sequenced as the principal diagnosis.

*Response:* The commenter stated that the hospital might not list congestive heart failure as the principal diagnosis in the case described. However, if this were a planned second admission for the implantation of a CRT-D for congestive heart failure, the hospital would assign congestive heart failure as the principal diagnosis. The associated arrhythmias would be listed as a secondary diagnosis. This case would be assigned to DRG 535. If the admission were equally due to both the congestive heart failure and the arrhythmias, the hospital could choose either one as the principal diagnosis. Once again, the hospital could select congestive heart failure as the principal diagnosis and DRG 535 would be assigned. It would not be appropriate to change the DRG logic for DRG 535 to capture congestive heart failure as either the principal diagnosis or secondary diagnosis for CRT-D patients when appropriate coding would lead to the correct DRG assignment. Therefore, it would not be appropriate to modify the logic for DRGs 535 and 536 for congestive heart failure at this time.

*Comment:* Commenters who supported our proposal of maintaining the current DRG structure for DRGs 535 and 536 suggested that coders should follow the ICD-9-CM Official Guidelines for Coding and Reporting (available on the following Web site: <http://www.cdc.gov/nchs/icd9.htm>) when sequencing the principal diagnosis for admissions involving cardiac resynchronization. The commenters indicated that, if the reason for the admission is heart failure, that condition would be sequenced as the principal diagnosis. The commenter added that when two conditions are equally responsible for the admission, the ICD-9-CM Official Guidelines for Coding and Reporting allow either condition to be sequenced as the principal diagnosis. The commenters further stated that, in that case, the condition resulting in the higher-weighted DRG adjustment would likely be sequenced as the principal diagnosis. The commenter recommended that CMS continue to analyze the data in DRGs 535 and 536 and seek additional clinical

input regarding the typical principal diagnosis for patients being admitted to evaluate the need for a CRT-D device. The commenters added that further revisions to these DRGs may be warranted in the future.

*Response:* We agree with the commenters that coders should follow the ICD-9-CM Official Guidelines for Coding and Reporting. We also agree that although we are currently maintaining the structure of DRGs 535 and 536, we will continue to examine data for these procedures in future years to ensure that assignment of cases to these DRGs remains appropriate.

*Comment:* One commenter indicated that its hospital was assigning the following codes for heart failure cases where the existing automatic cardioverter/defibrillator pulse generator is replaced and the pocket in which the device is implanted is revised:

- 37.98 Replacement of automatic cardioverter/defibrillator pulse generator only.
- 37.99 Other operations of heart and pericardium.

The commenter stated that when the hospital submits a claim with the code for the replacement of the generator (code 37.98), the case is assigned to DRG 115 (Permanent Cardiac Pacemaker Implant With Acute Myocardial Infarction, Heart Failure, or Shock or ACID Lead or Generator Procedures). When the hospital submits a claim with codes for both the generator replacement (code 37.98) and the pocket revision (code 37.99), the case is assigned to DRG 111 (Major Cardiovascular Procedures Without CC). The commenter was concerned because DRG 111 has a lower relative weight than DRG 115. The commenter believed that DRG 111 does not adequately reimburse the hospital for the replacement of the pulse generator device.

The commenter requested that we consider modifying the DRG logic when both codes are submitted, modify the surgical hierarchy, or develop separate codes for revisions and relocations of defibrillator generators.

*Response:* We are addressing the issue of the surgical hierarchy surfaced by the commenter in section II.B.11. of this final rule. We have carefully evaluated the other issues raised by the commenter, and we concur that assigning procedures such as the revision or relocation of defibrillator pockets to a vague code such as code 37.99 does not allow these procedures to be clearly identified. We believe that grouping disparate procedures such as repositioning of leads, removal without

replacement of pulse generator, and revision or relocation of pockets within one code makes the DRG refinements difficult. We will discuss this topic at the October 7-8, 2004 meeting of the ICD-9-CM Coordination and Maintenance Committee. We will give consideration to creating one or more new codes to more clearly identify these procedures. With these more precise codes, we should be able to modify the DRG logic to resolve this issue.

*Comment:* Several commenters requested that we restructure DRG 515 (Cardiac Defibrillator Implant without Cardiac Catheterization) by splitting it into two DRGs based on the presence of acute myocardial infarction (AMI), heart failure, or shock. One commenter pointed out that we previously split DRG 514 (Cardiac Defibrillator with Cardiac Catheterization) into two DRGs based on these conditions. In FY 2004, we created DRGs 535 and 536 (Cardiac Defibrillator Implant with Cardiac Catheterization With and Without AMI/Heart Failure/Shock, respectively). The commenter commended us for splitting DRG 514 into these two new DRGs and asked that we now split DRG 515 in a similar manner.

The commenter stated that there was significant difference in hospital charges associated with cases in DRG 515, with and without these principal diagnoses. The commenter stated that it was important to ensure more appropriate payment for all defibrillator cases and better align the DRG payment logic across all pacemaker and defibrillator cases based on important differences in hospital resource requirements.

The commenter pointed out that, in the FY 2004 IPPS rule, we indicated that we did not believe the number of cases within DRG 515, or the differences in charges for cases with and without a principal diagnosis of acute myocardial infarction, heart failure, or shock, were sufficient to merit the creation of two separate DRGs. The commenter stated there was an increase in defibrillator implants assigned to DRG 515 in FY 2003 based on changes in medical science and practice patterns, and speculated that a large number of cases now assigned to DRG 515 are for patients with a principal diagnosis of acute myocardial infarction, heart failure, or shock. The commenter believed that these patients will have significant differences in hospital charges and lengths of stay as compared to those cases in DRG 515 without these principal diagnoses. In addition, the commenter mentioned that other DRGs within MDC 5 are split based on the principal diagnosis or the presence of complications or comorbidities. In

summation, the commenter requested that we split DRG 515 into two separate new DRGs based on the principal diagnoses of acute myocardial infarction, heart failure, or shock. The commenter believed the split is justified based on the large number of cases in DRG 515, the large percentage of cases that include a principal diagnosis of acute myocardial infarction, heart failure, or shock, and the significantly higher charges and length of patient stays associated with these cases.

Another commenter made a similar request to split DRG 515 into two separate new DRGs based on the principal diagnosis of acute myocardial infarction, heart failure, or shock. The commenter stated that we had split DRG 514 into two DRGs (DRGs 535 and 536), and this split has worked well in the facility environment to accurately capture charges and assign appropriate DRGs to cases.

*Response:* We have performed additional analysis of our FY 2003 MedPAR claims data for DRG 515 using the March 2004 update of the files. We found that 32 percent (4,191) of cases reported for DRG 515 contained a principal diagnosis of acute myocardial infarction, heart failure, or shock. These cases had average charges of \$84,688, as compared to average charges of \$77,554 for all cases in DRG 515. Therefore, DRG 515 cases with a principal diagnosis of acute myocardial infarction, heart failure, or shock had average charges that were \$7,134 (9 percent) higher than those for all cases in DRG 515. The data also show that patients with a principal diagnosis of acute myocardial infarction, heart failure, or shock have average lengths of stay of 6.056 days compared to 4.73 days for all cases in DRG 515. Therefore, cases in DRG 515 with a principal diagnosis of acute myocardial infarction, heart failure, or shock have an average length of stay that is only 1.326 days longer than that for all cases in DRG 515.

The data that we included in the May 18, 2004, proposed rule (69 FR 28208) showed significantly larger differences between DRGs 535 and 536 in average lengths of stay and charges. DRG 535 had an average length of stay of 9.5 days and average charges of \$110,663.57. DRG 536 had an average length of stay of 5.47 days and average charges of \$89,493.85. The difference in average charges was \$21,169.72.

As a result of this analysis, we find that the requested split of DRG 515 would not result in cases with as significantly different lengths of stay or charges as compared to the difference between DRGs 535 and 536. In addition, our current data show only 4,191 cases

that would be assigned to a new DRG for Cardiac Defibrillator Implant without Cardiac Catheterization with a principal diagnosis of acute myocardial infarction, heart failure, or shock. Given the limited number of cases in DRG 515 and the relatively small differences between average charges and length of stay for the two DRGs suggested by the commenter, we have decided that a modification of DRG 515 is not warranted at this time. However, we will examine the data in the future to determine if changes are warranted.

In summary, we are not making changes to DRG 535 or DRG 536 for CRT-D cases at this time. In addition, DRG 515 will remain unchanged for FY 2005. However, we will continue to study data on these DRGs to consider whether future DRG refinements are warranted.

#### c. Combination Cardiac Pacemaker Devices and Lead Codes

In the May 18, 2004, proposed rule, we discussed a comment we had received that recommended that we include additional combination procedure codes representing cardiac pacemaker device and lead codes under DRG 115 (Permanent Cardiac Pacemaker Implant With Acute Myocardial Infarction, Heart Failure, or Shock or ACID Lead or Generator Procedures) and DRG 116 (Other Permanent Cardiac Pacemaker Implant). DRGs 115 and 116 are assigned when a complete pacemaker unit with leads is implanted. Combinations of pacemaker devices and lead codes that would lead to the DRG assignment are listed under DRGs 115 and 116. The commenter recommended that the following pacemaker device and lead procedure code combinations be added to these two DRGs:

- 00.53 & 37.70
- 00.53 & 37.71
- 00.53 & 37.72
- 00.53 & 37.73
- 00.53 & 37.74
- 00.53 & 37.76

These codes are defined as follows:

- 00.53, Implantation or replacement of cardiac resynchronization pacemaker, pulse generator only [CRT-P]
- 37.70, Initial insertion of pacemaker lead [electrode], not otherwise specified
- 37.71, Initial insertion of transvenous lead [electrode] into ventricle
- 37.72, Initial insertion of transvenous lead [electrode] into atrium and ventricle
- 37.73, Initial insertion of transvenous lead [electrode] into atrium
- 37.74, Initial insertion or replacement of epicardial lead [electrode] into epicardium

- 37.76, Replacement of transvenous atrial and/or ventricular lead(s) [electrode]

We consulted our medical advisors and they agreed that these recommended procedure code combinations also describe pacemaker device and lead implantations and should be included under DRGs 115 and 116. Therefore, we proposed to add the recommended procedure code combinations to the list of procedure code combinations under DRGs 115 and 116.

*Comment:* Several commenters, including those from organizations representing hospitals and coders, supported our proposal to add the pacemaker device and lead procedure code combinations to DRGs 115 and 116 as specified above. The commenters agreed that these combinations indicate that a complete pacemaker unit, including a pacemaker unit and leads, is implanted.

*Response:* We appreciate the commenters' support for our proposal.

In summary, we are adopting, as final without modification, our proposal to add the procedure code combinations of pacemaker devices and lead procedure codes included above and specified in the proposed rule to the list of procedure code combinations under DRGs 115 and 116.

#### d. Treatment of Venous Bypass Graft [Conduit] with Pharmaceutical Substance

In the May 18, 2004, proposed rule, we included in Table 6B of the Addendum a new ICD-9-CM procedure code 00.16 (Pressurized treatment of venous bypass graft [conduit] with pharmaceutical substance) that was approved, effective on October 1, 2004. We received a number of comments on this new code.

*Comment:* A number of comments from physicians applauded our decision to create new procedure code 00.16. The commenters stated that, upon approval by the Food and Drug Administration (FDA) of this procedure, the code will be used to recognize the E2F Decoy (edifoligide) procedure. This procedure will be performed on patients undergoing bypass vein graft procedures if the FDA finds the procedure to be safe and effective. The commenters stated that they are currently performing this procedure on a number of their patients, and asked that Medicare payments that are in addition to that for the cardiac bypass procedure be made to offset resource utilization and costs incurred by hospitals.

*Response:* We appreciate the commenters' support for the creation of

this procedure code. We proposed to classify this procedure as a non-O.R. procedure in Table 6B of the Addendum to the proposed rule. The "N" under the O.R. column in Table 6B means that the code will not be considered an O.R. procedure and therefore, will not affect the DRG assignment. While the commenters suggested that extra payment be made for this procedure in addition to that for the cardiac bypass procedure, they did not suggest a means to do so. Furthermore, because procedure code 00.16 will not begin to be used until October 1, 2004, we have no data for this new procedure. Accordingly, in this final rule, we are retaining as final the proposed classification of procedure code 00.16 as a non-O.R., ICD-9-CM procedure code. Code 00.16 will not affect the DRG assignment.

#### 4. MDC 6 (Diseases and Disorders of the Digestive System): Artificial Anal Sphincter

In the FY 2003 IPPS final rule (67 FR 50242), we created two new codes for procedures involving an artificial anal sphincter, effective for discharges occurring on or after October 1, 2002: code 49.75 (Implantation or revision of artificial anal sphincter) that is used to identify cases involving implantation or revision of an artificial anal sphincter and code 49.76 (Removal of artificial anal sphincter) that is used to identify cases involving the removal of the device. In Table 6B of that final rule, we assigned both codes to one of four MDCs, based on principal diagnosis, and one of six DRGs within those MDCs. In the August 1, 2003, IPPS final rule (68 FR 45372), we discussed the assignment of these codes in response to a request we had received to consider reassignment of these two codes to different MDCs and DRGs. The requester believed that the average charges (\$44,000) for these codes warranted reassignment. In the August 1, 2003, IPPS final rule, we stated that we did not have sufficient MedPAR data available on the reporting of codes 49.75 and 49.76 to make a determination on DRG reassignment of these codes. We agreed that, if warranted, we would give further consideration to the DRG assignments of these codes because it is our customary practice to review DRG assignment(s) for newly created codes to determine clinical coherence and similar resource consumption after we have had the opportunity to collect MedPAR data on utilization, average length of stay charges, and distribution throughout the system.

Therefore, we reviewed the FY 2003 MedPAR data for the presence of codes

49.75 and 49.76. We then arrayed the results by DRG, count, average length of stay, charges, and the presence or absence of a secondary diagnosis that could be classified as a CC. We found that there were a total of 13 cases in 5 total DRGs with CCs, and 9 cases in 4 total DRGs without CCs, for a total of 22 cases that reported these procedure codes. We had anticipated that the majority of cases would have been found in DRGs 157 (Anal and Stomal Procedures With CC) and 158 (Anal and Stomal Procedures Without CC), but found only 2 cases grouped to DRG 157 and 4 cases grouped to DRG 158. Our data showed average charges of \$22,374 for the cases with CC, and average charges of \$20,831 for the cases without CC. Average charges for DRG 157 were \$18,196, while average charges for DRG 158 were \$9,348.

Our medical advisors also reviewed the contents of DRGs 157 and 158. The consensus was that codes 49.75 and 49.76 are not a clinical match to the other procedure codes found in these two DRGs. The other procedure codes in DRGs 157 and 158 are for simpler and less invasive procedures. In some circumstances, these procedures could potentially be performed in an outpatient setting or in a physician's office. Our medical advisors determined that clinical coherence was not demonstrated and recommended that we move these codes to DRGs 146 (Rectal Resection With CC) and 147 (Rectal Resection Without CC), as these anal sphincter procedures more closely resemble the procedures in these DRGs. In addition, the average charges for paired DRG 146 (\$33,853) and DRG 147 (\$21,747) more closely resemble the actual average charges found in the MedPAR data for these cases.

Even though there were few reports of codes 49.75 and 49.76 in the MedPAR data and we did not anticipate a significant increase in utilization of these procedures, we proposed that these two codes would only be removed from paired DRGs 157 and 158 and reassigned to paired DRGs 146 and 147 under MDC 6 (Diseases and Disorders of the Digestive System). We also proposed that all other MDC and DRG assignments for codes 49.75 and 49.76 would remain the same.

*Comment:* Two commenters agreed with our proposal and suggested that the recommendation be adopted as a final change. One commenter recommended that CMS continue to monitor the cost of these cases for future consideration of the creation of a new DRG. This commenter stated that CMS has limited reassignment of codes 49.75 and 49.76 to only one pair of DRGs.

Specifically, these procedures were assigned to DRGs 157 and 158 and will be reassigned to DRGs 146 and 147. The commenter took issue with this limited correction and urged CMS to create a new DRG for "Complex Anal/Rectal Procedure with Implant".

*Response:* As noted above, codes 49.75 and 49.76 are arrayed in four MDCs and six DRGs within those MDCs. To clarify the proposed rule, we proposed to move these codes within MDC 6, but we did not propose to change any other DRG assignment. With an appropriate principal diagnosis, and absent any other surgical procedure that would reconfigure the case, these codes will continue to be assigned to the other four DRGs in the other three MDCs.

We point out that this reassignment of cases in MDC 6 will double the payment for cases now classified to DRG 146, and will more than double the payment for cases now classified to DRG 147 based on the increases in the relative weights.

With regard to the suggestion to create a specific DRG for this procedure, we remind the commenter that the DRG structure is a system of averages, and is based on groups of patients with similar characteristics. It has not been our past practice to create a DRG based on one device from one manufacturer. We will continue to monitor these two procedure codes and the DRGs to which they are assigned for the annual IPPS updates. However, for FY 2005, we are adopting the proposal to reassign cases reporting codes 49.75 and 49.76 in MDC 6 to DRGs 146 and 147 as final, without further modification.

#### 5. MDC 8 (Diseases and Disorders of the Musculoskeletal System and Connective Tissue)

##### a. 360 Degree Spinal Fusions

In the May 18, 2004 proposed rule, we discussed a comment we had received that suggested procedure code 81.61 (360 Spinal fusion) should not be included in DRG 496 (Combined Anterior/Posterior Spinal Fusion). The commenter stated that code 81.61 does not represent the same types of cases as other codes included in DRG 496. The commenter indicated that cases reported with code 81.61 involve making only one incision, and then fusing both the anterior and posterior portion of the spine. All other cases in DRG 496 involve two separate surgical approaches used to reach the site of the spinal fusion. For these other patients, an incision is made into the patient, and a fusion is made in part of the spine. The patient is then turned over and a separate incision is made so that a fusion can be made in another part of

the spine. The commenter added that these two separate incisions and fusions are more time consuming than the single incision used for code 81.61. The

commenter also stated that patients receiving the two surgical approaches have a longer recovery period and use more hospital resources.

We examined data in the MedPAR file for cases assigned to DRG 496 and found the following:

DRG	Count	Average Length of Stay	Average Charges
496 - All Cases	2,706	8.0	\$74,967.33
496 - Cases with code 81.61	829	4.7	50,659.69
496 - Cases with code 81.61 with CC	451	5.4	55,639.50
496 - Cases with code 81.61 without CC	378	3.8	44,718.16
496 - Cases without 81.61	1877	9.4	85,703.09

We also examined cases in related DRG 497 (Spinal Fusion Except Cervical With CC) and DRG 498 (Spinal Fusion

Except Cervical Without CC) in which code 81.61 was not reported. The results

of our examination are summarized in the following table.

DRG	Count	Average Length of Stay	Average Charges
497	16,965	6.19	\$49,315.27
498	11,598	3.95	\$37,450.68

These data clearly showed that cases with code 81.61 have significantly lower average charges than other cases in DRG 496 that have two surgical approaches. Cases with code 81.61 are more closely aligned with cases in DRG 497 and DRG 498. Furthermore, including code 81.61 will have the effect of lowering the relative weights for DRG 496 in future years. Therefore, we proposed to remove code 81.61 from DRG 496 and reassign it to DRGs 497 and 498.

*Comment:* Several commenters supported our proposal to remove code 81.61 from DRG 496 and reassign it to DRGs 497 and 498. One commenter representing a major hospital organization stated that patients receiving two surgical approaches have a longer recovery period and use more hospital resources. The commenter believed that there is confusion regarding the use of code 81.61 that stems from physicians who do not use the term "360 degree spinal fusion" in the medical record, and hospital coders who need to review the operative report to determine which surgeries, in fact, qualify for code 81.61. The commenter agreed that code 81.61 should be moved from DRG 496 to DRGs 497 and 498. However, the commenter recommended that data for code 81.61 be reviewed in the future once coding practices have improved. Another commenter

representing a national organization of health information managers also supported our proposal to remove code 81.61 from DRG 496 and reassign it to DRGs 497 and 498. The commenter stated that MedPAR data indicate that this procedure is less expensive than other procedures classified to DRG 496.

*Response:* We agree with the commenters that code 81.61 should be removed from DRG 496 and reassigned to DRGs 497 and 498. We also agree that the data for code 81.61 should be reviewed in the future to determine if additional DRG revisions are warranted.

*Comment:* Several commenters opposed our proposal to remove procedure code 81.61 from DRG 496 and to reassign it to DRGs 497 and 498. The commenters believed that CMS' reasoning was flawed in three areas: clinical coherence, accurate coding, and the incentive for more efficient care.

First, the commenters believed that CMS did not fully address the clinical coherence of the cases, electing instead to make its proposal largely on the basis of charge coherence, alone. The commenters further believed that the combination of anterior and posterior fusions in a single surgery is the most appropriate for defining clinical characteristic of all cases currently included in DRG 496. The commenters stated that except for the number of

incisions, a 360-degree (anterior and posterior) fusion is clinically comparable to all other anterior and posterior fusions because of the patient and the surgical characteristics.

Second, the commenters expressed concerns that a significant number of 360-degree single-incision spinal fusion cases were inaccurately coded. The commenters pointed out that the data we used to examine the reporting of code 81.61 (which was created on October 1, 2002) represented only the first year of the use of the code. The commenters suggested that a significant number of 360-degree single-incision spinal fusion cases were incorrectly coded as involving a two-incision approach. Thus, these cases should have been correctly assigned to DRG 496, but were mislabeled as involving a two-incision approach. One commenter stated that, as a manufacturer, it provides a coding hotline for hospitals with questions related to spinal cases. For the period January 2003 through April 2004, 20 percent (113 out of 563) of the total calls related to accurate coding of this procedure.

One commenter stated that a high rate of coding errors is not surprising in the first year of use, given that code 81.61 just became effective for FY 2003, that 360-degree spinal fusion is a complex topic, and that misinformation may

have been given. The commenter recommended that consideration of a reclassification be held for at least another year or two to ensure that a sufficient volume of more accurate data can be collected and analyzed.

Third, with regard to the issue of DRGs serving as an incentive for more efficient care, the commenters believed that CMS proposed the reassignment of code 81.61 to avoid lowering the relative weight for DRG 496 in the future. They stated that, by contrast, CMS has often maintained in the past that the DRG weighting process allows changes in the resource intensity of specific types of cases (whether upward or downward) to be reflected over time, as technology evolves. The commenters indicated that the single-incision method may be less time-consuming, use fewer hospital resources, and allow patients to enjoy a shorter recovery period. The commenters stated that collection and analysis of additional and more accurate data may well show this. However, the commenters recommended that we leave code 81.61 in DRG 496 as a financial incentive for providers to perform the lower-resource procedure. The commenters believed this would lead to the reduction of the relative weight for DRG 496 as more providers performed the less expensive procedure (single-incision anterior/posterior fusion). The commenters stated that the weighting process in DRG 496 is ideally designed to accomplish the goal of having hospitals perform a procedure that requires less resources.

*Response:* We do not agree with the commenters' suggestions that our analysis did not fully address the clinical coherence of the cases or that our analysis was based largely on charge coherence alone. As we stated in the proposed rule, anterior and posterior fusions of the spine using one incision are quite different from those fusions involving two incisions of the spine. The patient endures a more extensive surgery when incisions to the spine are made using approaches from both the front and back of the patient. The surgery and recovery time are longer when two incisions are made into the patient. While we agree that the charge data support our proposal, we disagree that we ignored clinical differences in these two approaches.

We acknowledge that there have been a number of questions concerning the use of code 81.61. This code has been discussed at the Editorial Advisory Board on Coding Clinic for ICD-9-CM. Based on some of the records sent to the Board, it would appear that some hospitals are incorrectly applying this code. The Board is attempting to

develop additional educational material to include in future issues of *Coding Clinic for ICD-9-CM*.

However, as we discussed in the proposed rule, cases reported with code 81.61 had average charges that are significantly lower than spinal fusions using two approaches. Approximately 30 percent (829) of the 2,706 DRG 496 cases reported code 81.61. The 360-degree spinal fusion cases had average charges that were only 68 percent of those for all cases in DRG 496. The average charge for all cases in DRG 496 was \$74,967.33, while the average charge for DRG 496 cases with code 81.61 was only \$50,659.69. There were also significant differences in the length of stay. The average length of stay for all cases in DRG 496 was 8.0 days, while it was only 4.7 days for cases with code 81.61.

While there may be some confusion in the correct coding of 360 degree spinal fusions with a single incision, there are significant differences in the charges of those reported cases with 360 degree spinal fusion, single incision approach. If we were to keep code 81.61 in DRG 496, the result would be a lowering of the weight for DRG 496 in future years. We discussed this issue with our medical advisors who agreed that the data and clinical similarities support our proposal to remove code 81.61 from DRG 496 and reassign it to DRGs 497 and 498. The nature of the surgery and the charges are similar to other cases in DRGs 497 and 498.

We believe that the commenters' argument that leaving code 81.61 in DRG 496 would subsequently lead to a lowering of the relative weight for DRG 496 because it would increasingly consist of cases involving a single incision approach that would have lower charges seems to confirm CMS' suggestion that the single incision approaches are significantly less resource intensive as well as less surgically invasive than the two-incision approaches. Therefore, we do not believe these cases belong in DRG 496 along with the more extensive surgeries.

*Comment:* One commenter opposed moving code 81.61 from DRG 496 and into DRGs 497 and 498. The commenter stated that the amount of time it takes to perform a single incision 360-degree spinal fusion is similar to that of performing an anterior and posterior spinal fusion with two approaches. The commenter stated that any extra time in completing the surgery involves turning the patient over so that the separate approach (incision) can be made. The commenter stated that, in his hospital, the length of stay for one incision versus

two incision approaches to spinal fusion does not vary significantly.

*Response:* While the commenter's hospital may have similar length of stays for patients who have single versus two incision approaches to spinal fusion, our national data show a significant difference. As stated earlier, the average length of stay for DRG 496 was 8.0 days, while that for cases with code 81.61 was 4.7 days. We believe the data support this DRG change.

Therefore, we are adopting as final our proposal to remove code 81.61 from DRG 496 and reassign it to DRGs 497 and 498. We will examine data for cases reporting 81.61 in future years to determine if additional DRG modifications are needed.

#### b. Multiple Level Spinal Fusion

On October 1, 2003 (68 FR 45596), the following new ICD-9-CM procedure codes were created to identify the number of levels of vertebra fused during a spinal fusion procedure:

- 81.62, Fusion or refusion of 2-3 vertebrae.
- 81.63, Fusion or refusion of 4-8 vertebrae.
- 81.64, Fusion or refusion of 9 or more vertebrae.

Prior to the creation of these new codes, we received a comment recommending the establishment of new DRGs that would differentiate between the number of levels of vertebrae involved in a spinal fusion procedure. In the August 1, 2003, final rule, we discussed the creation of these new codes and the lack of sufficient MedPAR data with the new multiple level spinal fusion codes (68 FR 45369). The commenter had conducted an analysis and submitted data to support redefining the spinal fusion DRGs. The analysis found that increasing the levels fused from 1 to 2 levels to 3 levels or more levels increased the mean standardized charges by 38 percent for lumbar/thoracic fusions, and by 47 percent for cervical fusions.

The following current spinal fusion DRGs separate cases based on whether or not a CC is present: DRG 497 (Spinal Fusion Except Cervical With CC) and DRG 498 (Spinal Fusion Except Cervical Without CC); DRG 519 (Cervical Spinal Fusion With CC) and DRG 520 (Cervical Spinal Fusion Without CC). However, the difference in charges associated with the current CC split was only slightly greater than the difference attributable to the number of levels fused as found by the commenter's analysis. In addition, adopting the commenter's recommendation would have necessitated adjusting the DRG relative weights using non-MedPAR data

because Medicare claims data with the new ICD-9-CM codes would not have been available until the FY 2003 MedPAR file. Therefore, at that time, we did not redefine the spinal fusion DRGs to differentiate on the basis of the number of levels of vertebrae involved in a spinal fusion procedure.

We did not yet have any reported cases utilizing the new multilevel spinal fusion codes in our data. We stated that we would wait until sufficient data with the new multilevel spinal fusion codes were available before making a final determination on whether multilevel spinal fusions should be incorporated into the spinal fusion DRG structure. The codes went into effect on October 1, 2003, and we have not received any data using these codes. Spinal surgery is an area of rapid changes. In addition, we have created a series of new procedure codes that describe a new type of spinal surgery, spinal disc replacement. (See codes 84.60 through 84.69 in Table 6B in the Addendum to this final rule that will go into effect on October 1, 2004.) Our medical advisors describe this new surgical procedure as a more conservative approach for back pain than the spinal fusion surgical procedure. With only limited data concerning multiple level spinal fusion and the rapid changes in spinal surgery, we believed it was more prudent not to propose the establishment of new DRGs based on the number of levels of vertebrae involved in a spinal fusion procedure in the May 18, 2004, proposed rule.

In addition, no other surgical DRG is split based on the number of procedures performed. For instance, the same DRG is assigned whether one or more angioplasties are performed on a patient's arteries. The insertion of multiple stents within an artery does not result in a different DRG assignment. Similarly, the excision of neoplasms from multiple sites does not lead to a different DRG assignment. To begin splitting DRGs based on the number of procedures performed or devices inserted could set a new and significant precedent for DRG policy. Therefore, in the May 18, 2004, proposed rule, we indicated that while we would continue to study this area, we did not propose to redefine the spinal fusion DRGs based on the number of levels of vertebrae fused.

*Comment:* Several commenters supported our proposal not to modify the spinal fusion DRGs to differentiate between the number of levels of vertebrae involved in a spinal fusion procedure. The commenters agreed that we should wait until we received sufficient data with the new multilevel

spinal fusion codes to propose any new DRG revisions for using these codes.

*Response:* We agree with the commenters that it would be premature to propose DRG revisions to the spinal fusion DRGs based on the new multiple level spinal fusion codes. Furthermore, as stated in the proposed rule, no other surgical DRG is split based on the number of procedures performed. To so do would have the potential of dramatically increasing the number of DRGs. Therefore, it would be prudent to wait for claims data prior to considering such a departure from the current DRG structure.

*Comment:* One commenter who supported our recommendation expressed concern that our decision was grounded in part on the expectation that a "more conservative" surgical approach for back pain (that is spinal disc replacement) will be available soon. (In the proposed rule, we noted that new codes for spinal disc prosthesis procedures, codes 84.60 through 84.69, will go into effect on October 1, 2004.) The commenter stated that FDA has not approved some of the spinal disc prostheses. The commenter believed that this new technology may not become a medically accepted procedure in the clinical community. The commenter believed that we were implying that we would defer a decision on modification of the spinal fusion DRGs until such time as the FDA formally approves spinal disc prosthesis procedures. The commenter recommended that the spinal fusion DRGs should not be modified at this point; that CMS should wait for data using the multiple level spinal fusion codes prior to proposing modifications of the spinal fusion DRGs; and that CMS not wait to make any modifications to these DRGs based upon FDA approval of spinal disc prostheses.

*Response:* We agree with the commenter that we should wait to evaluate claims data with the new multilevel spinal fusion codes before using these codes to revise the DRG structure. While we mentioned that new codes were created for FY 2005 for other types of spinal procedures, such as spinal disc prostheses, we did not mean to imply that we would defer analysis on multilevel spinal fusion until such time as the FDA reviews and approves other specific types of procedures and devices. We acknowledge that different types of procedures should be considered independently.

In this final rule, we are maintaining the current DRG structure for the spinal fusion DRGs. We will wait for claims data on the new codes to become available before we consider proposing

future revisions to the spinal fusion DRGs.

#### c. Insertion of Spinal Disc Prostheses and Other Spinal Devices

In the May 18, 2004, proposed rule, we included in Table 6B of the Addendum new codes that were created to capture the insertion of spinal disc prostheses and other spinal devices (codes 84.59 through 84.69). We proposed to assign these new codes to DRGs 499 and 500 (Back and Neck Procedures Except Spinal Fusion with and without CC, respectively) within MDC 8. Shortly after publication of the proposed rule, we discovered errors of omission in the assignment of these codes within the MDCs in Table 6B. These codes should have also included DRG assignments within MDC 1, MDC 21, and MDC 24, in addition to the specified assignment to MDC 8. We corrected these errors of omission in a correction notice published on June 25, 2004 (69 FR 35716). The correction notice showed the following additional DRG assignments for these codes:

MDC 1, DRGs 531 and 532 (Spinal Procedures With and Without CC, respectively).

MDC 21, DRGs 442 and 443 (Other Procedure for Injuries With and Without CC, respectively).

MDC 24, DRG 486 (Other Procedures for Multiple Significant Trauma).

The official ICD-9-CM code conversion table showed code 80.51 (Excision of intervertebral disc) as the predecessor code for codes 84.60 through 84.69. There was no predecessor code listed for code 84.59. Code 80.51 was assigned to DRGs 499 and 500 in MDC 8. It was also assigned to DRGs 531 and 532 in MDC 1, DRGs 442 and 443 in MDC 21, and DRG 486 in MDC 24.

By correcting the proposed DRG assignment information for codes 84.59 and 84.60 through 84.69, we clearly indicated our proposal of assigning these codes 84.59 and 84.60 through 84.69 to DRGs 531 and 532 in MDC 1; DRGs 499 and 500 in MDC 8; DRGs 442 and 443 within MDC 21; and DRG 486 in MDC 24.

*Comment:* Several commenters that are developing spinal disc prosthesis devices described these spinal disc prostheses devices as minimally invasive alternatives to spinal fusion. The commenters indicated that there is controversy among spine surgeons as to the cause, or causes, of back pain. However, they stated that many surgeons believe degeneration of the nucleus and annular destruction is a major source of pain. The commenters stated that if patients fail conservative

treatment, spinal fusion is currently the primary treatment option. The commenters further stated that fusing one or more levels in the spine results in increased stress and strain and the potential breakdown at adjacent disc levels. In addition, the commenters stated that partial and total spinal disc replacement prosthesis devices were designed to replace the degenerated nucleus or disc and restore the normal disc function and anatomy. They believed these devices have the potential of decreasing stress, which is redistributed to adjacent levels of the spine when spinal fusions are performed. The commenters indicated that fusion surgery patients have poor return to work results, that recovery periods are extended, and that the spinal disc prosthesis devices reduce this recovery period.

The commenters objected to the proposed assignment of the new spinal disc prosthesis codes (84.60 through 84.69) to DRGs 499 and 500 in MDC 8. The commenters stated that since total and partial spinal disc prostheses will be used for patients who would very likely be candidates for spinal fusion, the procedures should be assigned to DRGs 497 and 498 for those in the lumbar spine and to DRGs 519 and 520 for those implanted in the cervical spine. One commenter compared the implantation of a total spinal disc prosthesis device in the lumbar spine to that of fusion of the lumbar spine with the use of a BAK cage. The commenter stated that both use an anterior approach to the surgery, and both involve implanting devices in the anterior part of the spine. One procedure involves implanting the spinal disc prosthesis; the other involves implanting a BAK cage while fusing the spine.

The commenters stated that the costs of treating these types of patients with spinal disc prosthesis devices are also similar to the costs for those patients in the spinal fusion DRGs. One commenter stated that the operating room time would be similar, with the total lumbar disc prosthesis devices taking about 111 minutes and the lumbar fusion with a BAK cage taking 114 minutes. The commenter presented information to show a patient stay of 3.7 days for the total lumbar disc prosthesis procedures versus 4.3 days for the lumbar fusion with BAK cages. One commenter stated that the cost of the total disc prosthesis is approximately \$10,585, compared to \$4,800 for a BAK cage used in a lumbar fusion.

*Response:* Based on advice from our medical advisors, we disagree with the suggestion that patients having partial

and total spinal disc prosthesis procedures are clinically similar to patients assigned to the spinal fusion DRGs. To mix these two distinctly different approaches to the treatment of back pain would violate the principal of clinical cohesiveness of DRGs. DRGs 497, 498, 519, and 520 include only procedures that involve fusion of the spine. DRGs 499 and 500 include a number of other procedures performed on the spine and explicitly exclude spinal fusion procedures. Currently, spinal disc prosthesis procedures are assigned to code 80.51 (Excision of intervertebral disc). The new, more specific codes (84.60 through 84.69) will go into effect on October 1, 2004. As stated earlier, code 80.51 is assigned to DRGs 499 and 500 within MDC 8. Our proposal of assigning the new spinal disc prosthesis codes to DRGs 499 and 500 would maintain current practice based on the assignment of the predecessor code 80.51. Our medical advisors also stated that it would be inappropriate to move the partial and total spinal disc procedures to the spinal fusion DRGs because the implantation of these disc devices do not involve fusion of the spine. We do not yet have any charge data on these new types of spinal procedures because the codes are being implemented on October 1, 2004. Thus, it would also be premature to assign these new procedures to the fusion DRGs.

In this final rule, we are assigning the total and partial spinal disc procedures and other spinal devices (codes 84.59 and codes 84.60 through 84.69) to DRGs 499 and 500 within MDC 8 as proposed. We will continue to monitor data on these procedures as their use increases to determine if future DRG modifications are needed.

#### d. Kyphoplasty

In the May 18, 2004, proposed rule, in Table 6B of the Addendum, we included new ICD-9-CM codes that go into effect October 1, 2004. Among these new codes are codes 81.65 (Vertebroplasty) and 81.66 (Kyphoplasty). We added these new codes to better differentiate between the surgical procedures of vertebroplasty and kyphoplasty. Both procedures are currently assigned to code 78.49 (Other repair or plastic operation on bone) and are assigned to the DRGs 223 and 234 in MDC 8, DRGs 442 and 443 in MDC 21, and DRG 486 in MDC 24.

In the May 18, 2004, proposed rule, we proposed to assign both new codes 81.65 and 81.66 to the same DRGs to which code 78.49 is assigned.

*Comment:* Several commenters supported the creation of the new

procedure codes for kyphoplasty and vertebroplasty. However, some of the commenters opposed the assignment of code 81.66 to DRGs 233 and 234 in MDC 8. The commenters stated that kyphoplasty is a significantly more resource intensive procedure than vertebroplasty and requires special inflatable bone tamps and bone cement. The commenters further stated that while kyphoplasty involves internal fixation of the spinal fracture and restoration of vertebral height, vertebroplasty involves only fixation. The commenters indicated that kyphoplasty procedures are more akin to spinal fusion and should be assigned to DRGs 497 and 498 (Spinal Fusion Except Cervical With and without CC, respectively) in MDC 8. The commenters did not object to the DRG assignments for MDC 21 or MDC 24 for kyphoplasty, or to the proposed DRG assignments for 81.65.

*Response:* Commenters supported the creation of the new procedure codes for kyphoplasty and vertebroplasty. The commenters indicated that kyphoplasty is more resource intensive than vertebroplasty and is more similar to resources used in a spinal fusion. However, we do not have data to support this claim because the new codes will not be implemented until October 1, 2004. We believe that it would be premature to consider DRG refinements using these new ICD-9-CM procedure codes at this time.

Therefore, we are adopting, as final, our proposed assignment of new codes 81.65 and 81.66 to DRGs 223 and 234 in MDC 8, DRGs 442 and 443 in MDC 21, and DRG 486 in MDC 24, as indicated in Table 6B of the Addendum to this final rule. We will take the commenters' recommendation into consideration when we conduct our annual reviews of MedPAR data.

#### 6. MDC 15 (Newborns and Other Neonates With Conditions Originating in the Perinatal Period)

In the May 18, 2004, proposed rule, we indicated that we continue to receive comments that MDC 15 (Newborn and Other Neonates With Conditions Originating in the Perinatal Period) does not adequately capture care provided for newborns and neonates by hospitals. The commenters pointed out that we have not updated the DRGs within MDC 15 as we have for other parts of the DRG system.

Our primary focus of updates to the Medicare DRG classification system is on changes relating to the Medicare patient population, not the pediatric or neonatal patient populations. However, we acknowledge the Medicare DRGs are



sometimes used to classify other patient populations. Over the years, we have received comments about aspects of the Medicare newborn DRGs that appear problematic, and we have responded to these on an individual basis. In the May 9, 2002, IPPS proposed rule (67 FR 31413), we proposed extensive changes to multiple DRGs within MDC 15. Because of our limited data and experience with newborn cases under Medicare, we contacted the National Association of Children's Hospitals and Related Institutions (NACHRI) to obtain proposals for possible revisions of the DRG categories within MDC 15. We received extensive comments opposing these revisions. Therefore, we did not implement the proposals.

We advise those non-Medicare systems that need a more up-to-date system to choose from other systems that are currently in use in this country, or to develop their own modifications. As previously stated, we do not have the data or the expertise to develop more extensive newborn and pediatric DRGs. Our mission in maintaining the Medicare DRGs is to serve the Medicare population. Therefore, we will make only minor corrections of obvious errors to the DRGs within MDC 15. In the May 18, 2004, IPPS proposed rule, we indicated that we did not plan to conduct a more extensive analysis involving major revisions to these DRGs.

*Comment:* Commenters, including several national hospital associations, supported our proposal not to undertake a major revision to MDC 15 at this time, but instead to address specific errors brought to our attention by providers and other commenters. One commenter, a national organization representing health information managers and coders, agreed with our approach to updating MDC 15 without undertaking a major revision. The commenter stated it believed a comprehensive revision of MDC 15 should not be undertaken without broad input from all types of hospitals that provide care for neonates to ensure the appropriateness of these DRG revisions across all institutions treating newborns. The commenter indicated that, given CMS' limited data and experience with newborn cases, it supported CMS' decision not to conduct a major overhaul of the newborn DRGs. However, the commenter agreed that CMS should address specific, individual requests for modifications to the newborn DRGs on a case-by-case basis.

One commenter who supported our proposal indicated that there are challenges to developing DRG classifications systems and applications appropriate to children. The commenter acknowledged the practical difficulties

of CMS assuming a larger role in this area, given the difference between the Medicare population and that of newborns and children. The commenter stated that there are evolving alternative DRG classification systems for children. The commenter agreed that a broad-based fundamental restructuring of the neonatal DRGs would be a huge and complex undertaking and indicated that there are other DRG classification systems that are attempting at varying levels of sophistication to do this restructuring for the neonatal and pediatric patient populations. The commenter supported our approach of responding to specific requests for updating MDC 15 on a case-by-case basis.

*Response:* We appreciate the commenters' support for our decision to perform only limited updates to MDC 15 based on specific requests for modification. We will continue to address specific requests for modification of the newborn DRGs on an individual basis.

In the IPPS final rule for FY 2004 (68 FR 45360), we added heart failure diagnosis codes 428.20 through 428.43 to the list of secondary diagnosis of major problem under DRG 387 (Prematurity With Major Problems) and DRG 389 (Full-Term Neonate With Major Problems). We received a comment after the August 1, 2003 final rule stating that we should add the following list of combination codes, which also include heart failure, to the list of major problems under DRGs 387 and 389:

- 398.91, Rheumatic heart failure (congestive).
- 402.01, Malignant hypertensive heart disease, with heart failure.
- 402.11, Benign hypertensive heart disease, with heart failure.
- 402.91, Unspecified hypertensive heart disease, with heart failure.
- 404.01, Malignant hypertensive heart and renal disease, with heart failure.
- 404.03, Malignant hypertensive heart and renal disease, with heart failure and renal failure.
- 404.11, Benign hypertensive heart and renal disease, with heart failure.
- 404.13, Benign hypertensive heart and renal disease, with heart failure and renal failure.
- 404.91, Unspecified hypertensive heart and renal disease, with heart failure.
- 404.93, Unspecified hypertensive heart and renal disease, with heart failure and renal failure.
- 428.9, Heart failure, unspecified.

We agree that the codes listed above also include heart failure and should

also be added to DRGs 387 and 389 as major problems. Therefore, in the May 18, 2004, proposed rule, we proposed to add the heart failure codes listed above to DRGs 387 and 389 as major problems.

*Comment:* Several commenters supported the addition of the combination codes, including heart failure, to the list of major problems under DRGs 387 and 389 because there are a number of other heart failure codes already listed as major problems under DRGs 387 and 389.

*Response:* We appreciate the support of the commenters for our proposal.

In this final rule, we are adopting, as final without modification, the proposed revisions to add the specified combination codes to the list of major problems under DRGs 387 and 389.

#### 7. MDC 20 (Alcohol/Drug Use and Alcohol/Drug Induced Organic Mental Disorders): Drug-Induced Dementia

In the May 18, 2004, proposed rule, we discussed a request that we had received from a commenter that we remove the principal diagnosis code 292.82 (Drug-induced dementia) from MDC 20 (Alcohol/Drug Use and Alcohol/Drug Induced Organic Mental Disorders) and the following DRGs under MDC 20:

- DRG 521 (Alcohol/Drug Abuse or Dependence With CC).
- DRG 522 (Alcohol/Drug Abuse or Dependence With Rehabilitation Therapy Without CC).
- DRG 523 (Alcohol/Drug Abuse or Dependence Without Rehabilitation Therapy Without CC).

The commenter indicated that a patient who has a drug-induced dementia should not be classified to an alcohol/drug DRG. However, the commenter did not propose a new DRG assignment for code 292.82.

Our medical advisors evaluated the request and determined that the most appropriate DRG classification for a patient with drug-induced dementia would be within MDC 20. The medical advisors indicated that because this mental condition is drug induced, it is appropriately classified to DRGs 521 through 523 in MDC 20. Therefore, we did not propose a new DRG classification for the principal diagnosis code 292.82.

*Comment:* Several commenters supported our proposal not to modify DRGs 521 through 523 by removing code 292.82. One commenter representing hospital coders disagreed with our proposal to retain code 292.82 in DRGs 521 through 523. The commenter stated that DRGs 521 through 523 are described as alcohol/drug abuse and dependence DRGs. The

commenter further indicated that drug-induced dementia could be caused by an adverse effect of a prescribed medication or a poisoning. The commenter did not believe that assignment of drug-induced dementia to DRGs 521 through 523 was appropriate if the drug-induced dementia is related to an adverse effect or poisoning due to a prescribed drug. The commenter recommended that admissions for drug-induced dementia be classified to DRGs 521 through 523 only if there is a secondary diagnosis indicating alcohol/drug abuse or dependence.

The commenter further recommended that drug-induced dementia that is due to the adverse effect of drugs be classified to the same DRGs as other types of dementia, such as DRG 429 (Organic Disturbances and Mental Retardation). The commenter stated that when drug-induced dementia is caused by a poisoning, either accidental or intentional, the appropriate poisoning code would be sequenced as the principal diagnosis and, therefore, these cases would likely already be assigned to DRGs 449 and 450 (Poisoning and Toxic Effects of Drugs, Age Greater Than 17, With and Without CC, respectively) and DRG 451 (Poisoning and Toxic Effects of Drugs, Age 0-17). The commenter suggested that these DRG assignments would be the appropriate DRG assignments for drug-induced dementia due to a poisoning.

**Response:** We have considered the issues raised by the commenters relating to the DRG assignment for code 292.82 and the suggested alternatives for DRG assignment based on sequencing of the principal diagnosis and reporting of additional secondary diagnoses. We acknowledge that patients do develop drug-induced dementia from drugs that are prescribed as well as from drugs that are not prescribed. However, we still believe that dementia developed as a result of use of a drug is appropriately assigned to DRGs 521 through 523, as mentioned by the commenters who supported the current assignment. We also agree that if the drug-induced dementia is caused by a poisoning, either accidental or intentional, the appropriate poisoning code should be sequenced as the principal diagnosis. As the commenter stated, these cases would be assigned to DRGs 449 through 451.

We will continue to evaluate the DRG assignment for this code during the next year and further consider the alternative

DRG structures suggested by the commenters, if warranted. We will also further examine the use of secondary diagnoses as a means of better classifying patients with drug-induced dementia and consider alternative DRG assignments such as those mentioned by the commenters. We also encourage hospitals to examine the coding for these types of cases to determine if there are any coding or sequencing errors.

We are adopting as final our proposal to maintain the current structure of DRGs 521 through 523. However, we will continue to examine the issue to determine whether any changes to the structure of these DRGs are warranted.

#### 8. MDC 22 (Burns): Burn Patients on Mechanical Ventilation

In the May 18, 2004, proposed rule (69 FR 28211), we discussed concerns that had been raised by hospitals treating burn patients that the current DRG payment for burn patients on mechanical ventilation is not adequate. The DRG assignment for these cases depends on whether the hospital performed the tracheostomy or the tracheostomy was performed prior to transfer to the hospital. If the hospital does not actually perform the tracheostomy, the case is assigned to one of the burn DRGs in MDC 22 (Burns). If the hospital performs a tracheostomy, the case is assigned to Pre-MDC DRG 482 (Tracheostomy for Face, Mouth, and Neck Diagnoses) or DRG 483 (Tracheostomy With Mechanical Ventilation 96+ Hours or Principal Diagnosis Except Face, Mouth and Neck Diagnoses).

In the August 1, 2002, final rule, we modified DRGs 482 and 483 to recognize code 96.72 (Continuous mechanical ventilation for 96+ hours) for the first time in the DRG assignment (67 FR 49996). The modification was partially in response to concerns that hospitals could omit diagnosis codes indicating face, mouth, or neck diagnoses in order to have cases assigned to DRG 483 rather than the much lower paying DRG 482 (the payment for DRG 483 is more than four times greater than the DRG 482 payment weight). In addition, we noted that many patients assigned to DRG 483 did not have code 96.72 recorded. We believed this was due, in part, to the limited number of procedure codes (six) that can be submitted on the current billing form and the fact that code 96.72 did not affect the DRG assignment prior

to FY 2003. The modification was the first attempt to refine DRGs 482 and 483 so that patients who receive long-term mechanical ventilation for more than 96 hours are differentiated from those who receive mechanical ventilation for less than 96 hours. The modification was intended to ensure that patients who have a tracheostomy and continuous mechanical ventilation greater than 96 hours (code 96.72) would be assigned to DRG 483. By making the GROUPEE recognize long-term mechanical ventilation and assigning those patients to the higher weighted DRG 483, we encouraged hospitals to be more aware of the importance of reporting code 96.72 and to increase reporting of code 96.72 when, in fact, patients had been on the mechanical ventilator for greater than 96 hours. We stated in the August 1, 2002 final rule that, once we received more accurate data, we would give consideration to further modifying DRGs 482 and 483 based on the presence of code 96.72.

As we indicated in the May 18, 2004, proposed rule, to assess the DRG payments for burn patients on mechanical ventilation, we analyzed FY 2003 MedPAR data for burn cases in the following DRGs to determine the frequency for which these burn cases were treated with continuous mechanical ventilation for 96 or more consecutive hours (code 96.72):

- DRG 483 (Tracheostomy With Mechanical Ventilation 96+ Hours or Principal Diagnosis Except Face, Mouth, and Neck Diagnoses).
- DRG 504 (Extensive 3rd Degree Burns With Skin Graft).
- DRG 505 (Extensive 3rd Degree Burns Without Skin Graft).
- DRG 506 (Full Thickness Burn With Skin Graft or Inhalation Injury With CC or Significant Trauma)
- DRG 507 (Full Thickness Burn With Skin Graft or Inhalation Injury Without CC or Significant Trauma)
- DRG 508 (Full Thickness Burn Without Skin Graft or Inhalation Injury With CC or Significant Trauma)
- DRG 509 (Full Thickness Burn Without Skin Graft or Inhalation Injury Without CC or Significant Trauma)
- DRG 510 (Nonextensive Burns With CC or Significant Trauma)
- DRG 511 (Nonextensive Burns Without CC or Significant Trauma)

The following chart summarizes those findings:

DRG	Count	Average Length of Stay	Average Charges
483 All cases	31,754	37.68	\$210,631.94
483 Cases with code 96.72 reported	19,669	36.54	\$195,171.66
483 Cases without code 96.72 reported	12,085	39.52	\$235,794.39
504 All cases	98	30.54	\$191,645.49
504 Cases with code 97.62 reported	19	25.79	\$264,095.16
504 Cases without code 96.72 reported	79	31.68	\$174,220.89
505 All cases	119	2.96	\$18,619.78
505 Cases with code 96.72 reported	20	7.70	\$42,613.00
505 Cases without code 96.72 reported	99	2.00	\$13,772.67
506 All cases	754	16.15	\$61,370.63
506 Cases with code 96.72 reported	54	20.13	\$138,272.46
506 Cases without code 96.72 reported	700	15.85	\$55,438.20
507 All cases	236	8.78	\$25,891.89
507 Cases with code 96.72 reported	1	38.00	\$137,132.00
507 Cases without code 96.72 reported	235	8.66	\$25,418.53
508 All cases	448	7.02	\$18,332.46
508 Cases with code 96.72 reported	5	10.40	\$83,171.80
508 Cases without code 96.72 reported	443	6.98	\$17,600.64
509 All cases	117	4.32	\$8,994.71
509 Cases with code 96.72 reported	0	0	0
509 Cases without code 96.72 reported	117	4.32	\$8,994.71
510 All cases	1,209	6.90	\$18,457.21
510 Cases with code 96.72 reported	21	20.52	\$93,925.62
510 Cases without code 96.72 reported	1,188	6.66	\$17,123.18
511 All cases	413	4.18	\$10,046.89
511 Cases with code 96.72 reported	0	0	0
511 Cases without code 96.72 reported	413	4.18	\$10,046.89

We found 120 cases that reported code 96.72 within the 3,394 burn DRG cases (DRGs 504 through 511). Cases reporting code 96.72 have significantly longer average lengths of stay and average charges. The majority (54) of these cases that reported code 96.72 were in DRG 506. The cases with code 96.72 reported had average charges approximately 1.5 times higher than other cases in DRG 506 without code 96.72.

We noted that there were 21 cases that reported code 96.72 within DRG 510. Since the 21 patients were on continuous mechanical ventilation for 96 consecutive hours or more, it seems surprising that the principal diagnosis was listed as one of the nonextensive burn codes included in DRG 510. A closer review of these cases shows some questionable coding and reporting of

information. It would appear that hospitals did not always correctly select the principal diagnosis (the reason after study that led to the hospital admission). For instance, one admission was for a second-degree burn of the ear. This patient was on a ventilator for over 96 hours. It would appear that the reason for the admission was a diagnosis other than the burn of the ear. Other cases where the patient received long-term mechanical ventilation included those with a principal diagnosis of first degree burn of the face, second degree burn of the nose, second degree burn of the lip, and an unspecified burn of the foot. These four cases reported average charges ranging from \$48,551 to \$186,824 and had lengths of stay ranging from 8 to 36 days.

The impact of long-term mechanical ventilation is quite clear on burn cases as was shown by the data above. Therefore, in the May 18, 2004, proposed rule, we proposed to modify the burn DRGs 504 through 509 under MDC 22 to recognize this impact. We also proposed to modify DRG 504 and DRG 505 so that code 96.72 will be assigned to these DRGs when there is a principal or secondary diagnosis of extensive third degree burns or full thickness burns (those cases currently assigned to DRGs 504 through 509). In other words, when cases currently in DRGs 506 through 509 also have code 96.72 reported, they would now be assigned to DRGs 504 or 505. We also proposed to modify the titles of DRGs 504 and 505 to reflect the proposed changes in reporting code 96.72 as follows:

- Proposed DRG 504, (Extensive Burns or Full Thickness Burns With Mechanical Ventilation 96+ Hours With Skin Graft)

- Proposed DRG 505, (Extensive Burns or Full Thickness Burns With Mechanical Ventilation 96+ Hours Without Skin Graft)

Cases currently assigned to DRGs 504 and 505 that do not entail 96+ hours of mechanical ventilation will continue to be assigned to DRGs 504 and 505 because they would have extensive burns, as required by the DRG logic.

We did not propose to include DRG 510 and DRG 511 within this revised DRG logic. Cases currently assigned to DRG 510 or DRG 511 that also report code 96.72 would not be reassigned to DRGs 504 and 505. We recommended that hospitals examine cases that are assigned to DRG 510 or DRG 511 and that have code 96.72 to determine if there are possible coding problems or other issues. As stated earlier, in examining reported cases within DRG 510, we noted several cases with code 96.72 that appear to have an incorrect principal diagnosis. It would appear that the principal diagnosis may more appropriately be related to an inhalation injury, if the injury was present at the time of admission.

We solicited comments on our proposal to move cases reporting code 96.72 from DRGs 506 through 509 and assign them to DRGs 504 and 505. We also solicited comments on our proposal not to include DRGs 510 and 511 in this proposed revision.

*Comment:* Several commenters supported our recommended changes for the burn DRGs 504 through 509 under MDC 22. The commenters agreed that utilizing long-term mechanical ventilation of 96 or more hours (code 96.72) would assist in identifying the more expensive burn patients. One commenter stated that the proposed DRG changes would be greatly beneficial to burn center hospitals and to patients who have suffered burn injuries. The commenters supported the proposal to move cases reporting code 96.72 that are currently assigned to DRGs 506 through 509 into DRGs 504 and 505. The commenter also agreed with our proposal that cases assigned to DRGs 510 and 511 that also report code 96.72 should not be reassigned to DRGs 504 and 505, because the data cited appeared to indicate incorrect principal diagnoses were reported in these cases. The commenters also recommended that consideration be given to further refinements of DRGs 504 and 505. The commenters recommended that in the future CMS consider further DRG splits for cases in DRGs 504 and 505 that have

extensive third degree burns with an inhalation injury and 96+ hours of mechanical ventilation or perhaps creating a new DRG specifically for these patients.

*Response:* We appreciate the commenters' support of our proposal. As we indicated in the May 18, 2004, proposed rule and in our discussion of the reporting of code 96.72 in the August 1, 2002, IPPS final rule (67 FR 49996), we did not have data on cases of reported burns among patients who receive mechanical ventilation until the FY 2003 MedPAR data became available. In the FY 2003 IPPS final rule, we had asked hospitals to examine their coding and reporting practices and to begin reporting code 96.72 when burn patients were on long-term mechanical ventilation. Hospitals have now increased their reporting of code 96.72 among burn cases when patients were on long-term mechanical ventilation. With these improved data, in the proposed rule, we were able to identify the impact that mechanical ventilation had on the treatment of burn patients.

In the proposed rule, we discussed our concern that hospitals may have a sequencing problem for some reported cases of minor burns in which the patient was on long-term mechanical ventilation. We suggested that some of these patients may have been admitted to the hospital for an inhalation injury as opposed to a minor burn. The American Hospital Association (AHA) has reviewed our data and shares our concern. The AHA has informed us that it is drafting instructional material that will appear in *Coding Clinic for ICD-9-CM* to assist hospitals in sequencing the principal diagnosis for burn cases in which the patients have an inhalation injury and a minor skin burn.

We will continue to analyze cases assigned to the burn DRGs to determine if additional DRG refinements, such as the alternative suggestions mentioned by the commenters, are necessary.

*Comment:* Another commenter representing hospital coders expressed its support of the proposed restructuring of the burn DRGs to account for the use of mechanical ventilation. The commenter shared our concern about possible errors in the sequencing of diagnoses on claims resulting in a nonextensive burn being reported as the principal diagnosis instead of the more serious inhalation or respiratory condition that was the actual reason for the inpatient admission. The commenter asked that we encourage hospitals to review admissions assigned to DRG 510 or 511 that have a code for mechanical ventilation (codes 96.70 through 96.72) assigned in order to identify any coding

errors. The commenter recommended that hospitals identify cases in which poor medical record documentation resulted in miscoding of the reason for the inpatient admission or mechanical ventilation for burn patients. The commenter further recommended that hospitals use these cases as the basis for physician education to improve documentation practices.

*Response:* We appreciate the commenter's support of the proposed DRG changes for burn patients on mechanical ventilation. As we indicated in the proposed rule, we agree with the commenters' suggestion that hospitals should review their medical records for cases assigned to DRG 510 or 511 that had a code for mechanical ventilation to determine if there are coding errors. We agree that it is important for hospitals to have good medical record documentation in order to code accurately.

After analysis of the public comments received, we are adopting, as final, our proposed changes to the burn DRGs. In summary, we are modifying DRGs 504 and 505 so that cases in which there is a principal diagnosis of extensive third degree burns or full thickness burns with code 96.72 reported are assigned to these two DRGs, rather than to DRGs 506 through 509. We are also changing the title of DRG 504 to "Extensive Burns or Full Thickness Burns With Mechanical Ventilation 96+ Hours With Skin Graft" and the title of DRG 505 to "Extensive Burns or Full Thickness Burns With Mechanical Ventilation 96+ Hours Without Skin Graft". We will continue to follow these DRGs to determine if additional changes are needed.

#### 9. Pre-MDC: Tracheostomy

In the August 1, 2002, IPPS final rule (67 FR 49996), for FY 2003, we modified DRG 482 (Tracheostomy for Face, Mouth, and Neck Diagnoses) and DRG 483 (Tracheostomy With Mechanical Ventilation 96+ Hours or Principal Diagnosis Except Face, Mouth, and Neck Diagnoses) to recognize procedure code 96.72 (Continuous mechanical ventilation 96+ hours) in the DRG 483 assignment. As discussed above and in the proposed rule, we were concerned about an underreporting of code 96.72 and wanted to encourage increased reporting of this code.

In the May 18, 2004, proposed rule, we indicated that we had examined cases in the MedPAR file in which code 96.72 was reported within DRGs 482 and 483. The following chart illustrates the average charges and lengths of stays for cases within DRGs 482 and 483 with and without code 96.72 reported:

DRG	Count	Average Length of Stay	Average Charges
482 - All cases	3,557	11.77	\$ 45,419.10
482 - Cases with code 96.72	22	31.64	137,880.41
482 - Cases without code 96.72	3,535	11.64	44,843.67
483 - All cases	31,754	37.68	210,631.94
483 - Cases with code 96.72	19,669	36.54	195,171.66
483 - Cases without code 96.72	12,085	39.52	235,794.39

Of the 3,557 cases reported in DRG 482, only 22 cases reported code 96.72. These 22 cases did not have a tracheostomy performed. All 22 cases reported code 30.4 (Laryngectomy), which also leads to an assignment of DRG 482. It would appear that the long-term mechanical ventilation was performed through an endotracheal tube instead of through a tracheostomy. While the average charges for DRG 482 cases with code 96.72 reported were significantly higher than the average charges for other cases in the DRG, we did not believe that the very limited number of cases (22) warranted a proposed DRG modification. Therefore, we did not propose any modification for DRG 482. In the May 18, 2004, IPPS proposed rule, we indicated that we will continue to monitor cases assigned to this DRG.

We did not receive any comments on our proposal not to modify DRG 482 and, therefore, are not making any changes to the DRG in this final rule.

In the proposed rule we stated that in DRG 483, 19,669 cases were reported with code 96.72. However, we noted that the data were counter-intuitive. While one would expect to find higher average charges for cases reported with code 96.72, the opposite is the case. Cases in DRG 483 reported with code 96.72 had average charges that were \$40,623 lower than those not reported with code 96.72. Clearly, the presence or absence of code 96.72 does not explain differences in charges for patients within DRG 483.

As stated earlier, we are concerned that hospitals may not always report code 96.72 because of space limitations. The electronic billing system limits the

number of procedure codes that can be reported to six codes. We then looked at whether or not another major O.R. procedure was performed in addition to a tracheostomy. The DRG 483 logic requires that all patients assigned to DRG 483 have a tracheostomy. We examined cases in DRG 483 in the MedPAR file and discovered that those patients in DRG 483 who had a major procedure performed in addition to the tracheostomy had higher charges. A major procedure is a procedure whose code is included on the list that would be assigned to DRG 468 (Extensive O.R. Procedure Unrelated to Principal Diagnosis), except for tracheostomy codes 31.21 and 31.29. Currently, this additional O.R. procedure does not affect the DRG assignment for cases assigned to DRG 483. The following chart reflects our findings.

DRG	Count	Average Length of Stay	Average Charges
483 - All Cases	31,754	37.68	\$210,631.94
483 - Cases with major O.R. procedure	15,664	42.70	\$255,914.00
483 - Cases without major O.R. procedure	12,867	32.7	\$168,890.20

We found that cases of patients assigned to DRG 483 who had a major procedure (in addition to the required tracheostomy) had average charges that were \$87,023 higher than the average charges for cases without a major O.R. procedure and had an average length of stay of 5 days more than those without a major O.R. procedure. We found that the performance of an additional major O.R. procedure helps to identify the more expensive patients within DRG 483.

Therefore, as a result of our findings, in the May 18, 2004, proposed rule, we proposed to modify DRG 483 by dividing these cases into two new DRGs depending on whether or not there is a major O.R. procedure reported (in

addition to the tracheostomy). We proposed to delete DRG 483 and create two new DRGs as follows:

- Proposed new DRG 541 (Tracheostomy With Mechanical Ventilation 96+ Hours or Principal Diagnosis Except Face, Mouth, and Neck Diagnoses With Major O.R. Procedure)
- Proposed new DRG 542 (Tracheostomy With Mechanical Ventilation 96+ Hours or Principal Diagnosis Except Face, Mouth and Neck Diagnoses Without Major O.R. Procedure)

We solicited comments on our proposal to delete DRG 483 and replace it with two proposed new DRGs by splitting the assignment of cases on the

basis of the performance of a major O.R. procedure (in addition to the tracheostomy).

*Comment:* Some commenters supported our proposed changes to DRG 483. One commenter stated that, based on the data presented by CMS, the proposal appears to be a reasonable approach to distinguish the more expensive cases in DRG 483. The commenter also stated that hospitals are not always reporting code 96.72 due to space limitations (that is, the electronic billing system limits the number of procedures that can be reported to six procedure codes). The commenter stated that patients in this patient population (undergoing procedures with procedure code 96.72) may have several significant

O.R. procedures that may be sequenced before code 96.72, resulting in code 96.72 not appearing on the claim.

*Response:* We appreciate the commenters' support of our proposed DRG revision as a reasonable approach to distinguish the more expensive cases from the less expensive cases in DRG 483. We continue to encourage hospitals to report code 96.72 for patients on mechanical ventilation for 96+ hours.

*Comment:* Some commenters opposed our DRG change because of issues surrounding our proposed inclusion of DRG 483 as a DRG that would qualify for payment as a post-acute care transfer case.

*Response:* We are responding to the specific comments received regarding the proposed inclusion of DRG 483 under the postacute care transfer discussion in section IV.A. of the preamble of this final rule. The commenters did not provide other specific objections to the proposed deletion of DRG 483 and the proposed creation of new DRGs 541 and 542.

*Comment:* Several commenters requested clarification of what procedures would be classified as major O.R. procedures in relationship to our proposed changes to DRG 483.

*Response:* As we stated in the May 18, 2004 proposed rule, a major O.R. procedure is a procedure whose code is included on the list that would be assigned to DRG 468, except for tracheostomy codes 31.21 and 31.29. These are the procedure codes listed as O.R. procedures in Appendix E of the Diagnosis Related Groups Definitions Manual. The reporting of a major procedure with a procedure code from Appendix E, along with an unrelated principal diagnosis, results in a case being assigned to DRG 468. Major O.R. procedures do not include prosthetic or nonextensive procedures, or both, which are assigned to DRGs 476 and 477.

Currently, the reporting of an additional major O.R. procedure code does not affect the DRG assignment for cases assigned to DRG 483. In the proposed rule, we proposed to modify this logic by deleting DRG 483 and creating two new DRGs 541 and 452 that are split on the basis of the performance of a major O.R. procedure (in addition to tracheostomy codes 31.21 and 31.29).

*Comment:* Several commenters agreed that the CMS data support the subdivision of DRG 483 based on the presence of an additional major O.R. procedure. They agreed that this approach helps to identify the more expensive patients within DRG 483. One commenter stated that the proposed modifications were valuable. Another

commenter stated that the proposed DRG revisions will better reflect the costs of furnishing care to these two categories of patients.

*Response:* We agree with the commenters that subdividing the cases assigned to DRG 483 based on the presence of an additional major O.R. procedure helps to identify the more expensive patients. We also agree that the proposed new DRGs should lead to more equitable payment for the more expensive tracheostomy cases. Therefore, we are proceeding with finalizing our proposal of deleting DRG 483 and replacing it with DRGs 541 and 542.

*Comment:* One commenter expressed concern regarding the proposed creation of a new DRG for mechanical ventilation as a pre-MDC for all patients undergoing more than 96 hours of mechanical ventilation. The commenter suggested that we delete DRG 475 (Respiratory System Diagnoses with Ventilator Support) from MDC 4 and move all of these cases reporting code 96.72 to a new DRG for mechanical ventilation in the pre-MDC section.

*Response:* Patients undergoing more than 96 hours of mechanical ventilation are captured through code 96.72. Currently, patients with a respiratory system diagnosis listed in MDC 4 who receive mechanical ventilation are assigned to DRG 475. Cases are assigned to DRG 475 if one of the following procedure codes is reported:

- 96.70, Continuous mechanical ventilation of unspecified duration.
- 96.71, Continuous mechanical ventilation for less than 96 consecutive hours.
- 96.72, Continuous mechanical ventilation for 96 consecutive hours or more.

In the August 1, 2002, final rule (67 FR 49996), we discussed the reporting of code 96.72. We pointed out the importance of hospitals accurately reporting the use of long-term mechanical ventilation (code 96.72). We stated in the August 1, 2002, final rule that, once we received more accurate data, we would give consideration to further modifying DRGs 482 and 483 based on the presence of code 96.72. As discussed previously, in this final rule, we are modifying DRG 483 to differentiate between patients with and without other major O.R. procedures (in addition to the tracheostomy). We are also modifying the burn DRGs to better classify those patients on long-term mechanical ventilation.

As stated in the May 4, 2001, proposed rule (66 FR 22646): "Central to the success of the Medicare inpatient hospital prospective payment system is

that DRGs have remained a clinical description of why the patient required hospitalization." Thus, the central classification criteria for DRG assignment has been the reason the patient was admitted (that is, the principal diagnosis for medical patients and the procedures performed for surgical patients). For a medical patient admitted for respiratory disease, the use of mechanical ventilation was used as a classification criteria because the mechanical ventilation was directly associated with the reason for hospital admission. The one exception to this rule is for patients who received a tracheostomy for long-term mechanical ventilation. These are catastrophic patients who, in general, have serious disease in multiple organ systems. Tracheostomies are performed on patients when it is anticipated that the patients will remain on mechanical ventilation for an extended period. The tracheostomy patients with long-term mechanical ventilation were all assigned to the same DRG regardless of their reason for admission. As we discussed previously, we are subdividing the patients assigned to DRG 483 into two new DRG 541 and 542 based on the presence of an additional major O.R. procedure.

We believe it would not be appropriate to classify mechanical ventilation patients who do not receive a tracheostomy in the same manner as long-term mechanical ventilation patients who receive a tracheostomy. The patients who do not receive a tracheostomy tend to require mechanical ventilation for shorter periods and do not use the level of resources required by tracheostomy patients.

The reason for admission for patients with short-term mechanical ventilation can vary greatly and include degenerative nervous system diseases, short-term acute disease, trauma, and terminal care. Further, the resource requirements for patients on short-term mechanical ventilation vary greatly, depending on the patient's reason for admission. We believe it is more appropriate to classify patients with short-term mechanical ventilation based on their reason for admission and to provide additional payments for patients with extreme resource use through outlier payments. Therefore, we are not accepting the commenter's request that we delete DRG 475 and create a new DRG in the Pre-MDC section for mechanical ventilation. We will maintain DRG 475 as it is currently configured.

In summary, in this final rule, we are deleting DRG 483 and establishing the

following new DRGs 541 and 542 as replacements:

- DRG 541 (Tracheostomy With Mechanical Ventilation 96+ Hours or Principal Diagnosis Except Face, Mouth, and Neck Diagnoses With Major O.R. Procedure)

- DRG 542 (Tracheostomy With Mechanical Ventilation 96+ Hours or Principal Diagnosis Except Face, Mouth, and Neck Diagnoses Without Major O.R. Procedure)

#### 10. Medicare Code Editor (MCE) Changes

As explained under section II.B.1. of this preamble, the Medicare Code Editor (MCE) is a software program that detects and reports errors in the coding of Medicare claims data. In the May 18, 2004, IPPS proposed rule (69 FR 28213), we proposed to make changes to three of the edits in the MCE.

a. Edit 11 (Noncovered Procedures) in the MCE contains codes that describe procedures for which Medicare does not provide reimbursement. In the proposed rule, we stated that we had received a request to remove procedure codes relating to stem cell transplants from Edit 11 to conform the MCE edit to our published coverage decisions in the Medicare Coverage Issues Manual. Chapter 13.5 of the Program Integrity Manual (PIM) states that contractor discretion exists to cover diagnoses for which coverage is not explicitly precluded by a national coverage decision. Specifically this section states: that "a local medical review policy (LMRP)" must be clear, concise, properly formatted and not restrict or conflict with NCDs or coverage provisions in interpretive manuals. If an NCD or coverage provision in an interpretive manual states that a given item is "covered for diagnoses/ conditions A, B, and C," contractors may not use that as a basis to develop LMRP to cover only "diagnosis/conditions A, B, C". When an NCD or coverage provision in an interpretive manual does not exclude coverage for other diagnoses/conditions, contractors must allow for individual consideration unless the LMRP supports automatic denial for some or all of those other diagnoses/conditions."

The national coverage decision on stem cell transplantation provides for coverage of certain diagnoses and excludes coverage for other diagnoses. However, the vast majority of diagnoses are not mentioned as either covered or noncovered. In accordance with the above-cited provision of the PIM, contractors must allow for individual consideration of these diagnoses. Thus,

they are not appropriate for inclusion in the edit for noncovered procedures.

In the proposed rule, we indicated that we agreed that we need to make conforming changes relating to stem cell transplants. Therefore, we proposed the following restructure of Edit 11:

This list contains ICD-9-CM procedure codes identified as "Noncovered Procedures" that are always considered noncovered procedures:

- 11.71, Keratomileusis
- 11.72, Keratophakia
- 11.75, Radial keratotomy
- 11.76, Epikeratophakia
- 36.32, Other transmyocardial revascularization
- 37.35, Partial ventriculectomy
- 37.52, Implantation of total replacement heart system
- 37.53, Replacement or repair of thoracic unit of total replacement heart system
- 37.54, Replacement or repair of other implantable component of total replacement heart system
- 39.28, Extracranial-intracranial (EC-IC) vascular bypass
- 44.93, Insertion of gastric bubble (balloon)
- 50.51, Auxiliary liver transplant
- 52.83, Heterotransplant of pancreas
- 57.96, Implantation of electronic bladder stimulator
- 57.97, Replacement of electronic bladder stimulator
- 63.70, Male sterilization procedure, not otherwise specified
- 63.71, Ligation of vas deferens
- 63.72, Ligation of spermatic cord
- 63.73, Vasectomy
- 64.5, Operations for sex transformation, not elsewhere classified
- 66.21, Bilateral endoscopic ligation and crushing of fallopian tubes
- 66.22, Bilateral endoscopic ligation and division of fallopian tubes
- 66.29, Other bilateral endoscopic destruction or occlusion of fallopian tubes
- 66.31, Other bilateral ligation and crushing of fallopian tubes
- 66.32, Other bilateral ligation and division of fallopian tubes
- 66.39, Other bilateral destruction or occlusion of fallopian tubes
- 98.52, Extracorporeal shockwave lithotripsy [ESWL] of the gallbladder and/or bile duct
- 98.59, Extracorporeal shockwave lithotripsy of other sites

The following list contains ICD-9-CM procedure codes identified as "Noncovered Procedures" only when any of the following diagnoses are present as either a principal or secondary diagnosis.

#### Procedure List

- 41.01, Autologous bone marrow transplant without purging
- 41.04, Autologous hematopoietic stem cell transplant without purging
- 41.07, Autologous hematopoietic stem cell transplant with purging
- 41.09, Autologous bone marrow transplant with purging

#### Principal or Secondary Diagnosis List

- 204.00, Acute lymphoid leukemia, without mention of remission
- 205.00, Acute myeloid leukemia, without mention of remission
- 206.00, Acute monocytic leukemia, without mention of remission
- 207.00, Acute erythremia and erythroleukemia, without mention of remission
- 208.00, Acute leukemia of unspecified cell type, without mention of remission
- 205.10, Acute myeloid leukemia, in remission
- 205.11, Chronic myeloid leukemia, in remission

The following list contains ICD-9-CM procedure codes identified as "Noncovered Procedures" only when any of the following diagnoses are present as either a principal or secondary diagnosis.

#### Procedure List

- 41.02, Allogeneic bone marrow transplant with purging
- 41.03, Allogeneic bone marrow transplant without purging
- 41.05, Allogeneic hematopoietic stem cell transplant without purging
- 41.08, Allogeneic hematopoietic stem cell transplant with purging

#### Principal or Secondary Diagnosis List

- 203.00, Multiple myeloma, without mention of remission
  - 203.01, Multiple myeloma, in remission
- The following list contains ICD-9-CM procedure codes identified as "Non-Covered Procedures" except when there is at least one principal or secondary diagnosis code present from both list 1 and list 2.

#### Procedure List

- 52.80, Pancreatic transplant, not otherwise specified
- 52.82, Homotransplant of pancreas

#### Diagnosis List 1:

- 250.00, Diabetes mellitus without mention of complication, type II [non-insulin dependent type] [NIDDM type] [adult-onset type] or unspecified type, not stated as uncontrolled
- 250.01, Diabetes mellitus without mention of complication, type I [insulin dependent type] [IDDM] [juvenile type], not stated as uncontrolled

- 250.02, Diabetes mellitus without mention of complication, type II [non-insulin dependent type] [NIDDM type] [adult-onset type] or unspecified type, uncontrolled
- 250.03, Diabetes mellitus without mention of complication, type I [insulin dependent type] [IDDM type] [juvenile type], uncontrolled
- 250.10, Diabetes with ketoacidosis, type II [non-insulin dependent type] [NIDDM type] [adult-onset type] or unspecified type, not stated as uncontrolled
- 250.11, Diabetes with ketoacidosis, type I [insulin dependent type] [IDDM] [juvenile type], not stated as uncontrolled
- 250.12, Diabetes with ketoacidosis, type II [non-insulin dependent type] [NIDDM type] [adult-onset type] or unspecified type, uncontrolled
- 250.13, Diabetes with ketoacidosis, type I [insulin dependent type] [IDDM type] [juvenile type], uncontrolled
- 250.20, Diabetes with hyperosmolarity, type II [non-insulin dependent type] [NIDDM type] [adult-onset type] or unspecified type, not stated as uncontrolled
- 250.21, Diabetes with hyperosmolarity, type I [insulin dependent type] [IDDM] [juvenile type], not stated as uncontrolled
- 250.22, Diabetes with hyperosmolarity, type II [non-insulin dependent type] [NIDDM type] [adult-onset type] or unspecified type, uncontrolled
- 250.23, Diabetes with hyperosmolarity, type I [insulin dependent type] [IDDM] [juvenile type], uncontrolled
- 250.30, Diabetes with other coma, type II [non-insulin dependent type] [NIDDM type] [adult-onset type] or unspecified type, not stated as uncontrolled
- 250.31, Diabetes with other coma, type I [insulin dependent type] [IDDM] [juvenile type], not stated as uncontrolled
- 250.32, Diabetes with other coma, type II [non-insulin dependent type] [NIDDM type] [adult-onset type] or unspecified type, uncontrolled
- 250.33, Diabetes with other coma, type I [insulin dependent type] [IDDM] [juvenile type], uncontrolled, type I [insulin dependent type] [IDDM type] [juvenile type], uncontrolled
- 250.40, Diabetes with renal manifestation, type II [non-insulin dependent type] [NIDDM type] [adult-onset type] or unspecified type, not stated as uncontrolled
- 250.41, Diabetes with renal manifestation, type I [insulin dependent

type] [IDDM] [juvenile type], not stated as uncontrolled

- 250.42, Diabetes with renal manifestation, type II [non-insulin dependent type] [NIDDM type] [adult-onset type] or unspecified type, uncontrolled
- 250.43, Diabetes with renal manifestation, type I [insulin dependent type] [IDDM type] [juvenile type], uncontrolled
- 250.50, Diabetes with ophthalmic manifestations, type II [non-insulin dependent type] [NIDDM type] [adult-onset type] or unspecified type, not stated as uncontrolled
- 250.51, Diabetes with ophthalmic manifestations, type I [insulin dependent type] [IDDM] [juvenile type], not stated as uncontrolled
- 250.52, Diabetes with ophthalmic manifestations, type II [non-insulin dependent type] [NIDDM type] [adult-onset type] or unspecified type, uncontrolled
- 250.53, Diabetes with ophthalmic manifestations, type I [insulin dependent type] [IDDM type] [juvenile type], uncontrolled
- 250.60, Diabetes with neurological manifestations, type II [non-insulin dependent type] [NIDDM type] [adult-onset type] or unspecified type, not stated as uncontrolled
- 250.61, Diabetes with neurological manifestations, type I [insulin dependent type] [IDDM] [juvenile type], not stated as uncontrolled
- 250.62, Diabetes with neurological manifestations, type II [non-insulin dependent type] [NIDDM type] [adult-onset type] or unspecified type, uncontrolled
- 250.63, Diabetes with neurological manifestations, type I [insulin dependent type] [IDDM type] [juvenile type], uncontrolled
- 250.70, Diabetes with peripheral circulatory disorders, type II [non-insulin dependent type] [NIDDM type] [adult-onset type] or unspecified type, not stated as uncontrolled
- 250.71, Diabetes with peripheral circulatory disorders type I [insulin dependent type] [IDDM] [juvenile type], not stated as uncontrolled
- 250.72, Diabetes with peripheral circulatory disorders, type II [non-insulin dependent type] [NIDDM type] [adult-onset type] or unspecified type, uncontrolled
- 250.73, Diabetes with peripheral circulatory disorders, type I [insulin dependent type] [IDDM type] [juvenile type], uncontrolled
- 250.80, Diabetes with other specified manifestations, type II [non-insulin dependent type] [NIDDM type]

[adult-onset type] or unspecified type, not stated as uncontrolled

- 250.81, Diabetes with other specified manifestations, type I [insulin dependent type] [IDDM] [juvenile type], not stated as uncontrolled
- 250.82, Diabetes with other specified manifestations, type II [non-insulin dependent type] [NIDDM type] [adult-onset type] or unspecified type, uncontrolled
- 250.83, Diabetes with other specified manifestations, type I [insulin dependent type] [IDDM] [juvenile type], uncontrolled
- 250.90, Diabetes with unspecified complication, type II [non-insulin dependent type] [NIDDM type] [adult-onset type] or unspecified type, not stated as uncontrolled
- 250.91, Diabetes with unspecified complication, type I [insulin dependent type] [IDDM] [juvenile type], not stated as uncontrolled
- 250.92, Diabetes with unspecified complication, type II [non-insulin dependent type] [NIDDM type] [adult-onset type] or unspecified type, uncontrolled
- 250.93, Diabetes with unspecified complication, type I [insulin dependent type] [IDDM] [juvenile type], uncontrolled

**Note:** The proposed rule contained inadvertent typographical errors in the above list on four diabetes codes at 250.50 through 250.53. These errors have been corrected in this list in the final rule.

#### Diagnosis List 2

- 403.01, Malignant hypertensive renal disease, with renal failure
- 403.11, Benign hypertensive renal disease, with renal failure
- 403.91, Unspecified hypertensive renal disease, with renal failure
- 404.02, Malignant hypertensive heart and renal disease, with renal failure
- 404.03, Malignant hypertensive heart and renal disease, with heart failure and renal failure
- 404.12, Benign hypertensive heart and renal disease, with renal failure
- 404.13, Benign hypertensive heart and renal disease, with heart failure and renal failure
- 404.92, Unspecified hypertensive heart and renal disease, with renal failure
- 404.93, Unspecified hypertensive heart and renal disease, with heart failure and renal failure
- 585, Chronic renal failure
- V42.0, Organ or tissue replaced by transplant, kidney
- V43.89, Organ or tissue replaced by other means, other



We received one comment in support of our proposal to restructure Edit 11 in the MCE. Therefore, we are adopting the proposal as final.

In addition, it has come to our attention that two of the new codes created for use for discharges effective October 1, 2004, should also be included on Edit 11 in order to conform to current coverage policy. These changes were not included in the proposed rule. However, the addition of these codes is not a change in CMS policy. Rather, it is simply a procedural change that is necessary to effectuate CMS' existing coverage policy and to facilitate the appropriate payment (or non-payment) of claims reporting these codes. Therefore, we are making the following additional changes to the MCE:

- In the "Non-Covered Procedures" section of Edit 11, we are adding code 00.62 (Percutaneous angioplasty or atherectomy of intracranial vessel(s)) to the list of procedure codes that are always considered noncovered procedures.

- ICD-9-CM O.R. procedure code 00.61 (Percutaneous angioplasty or atherectomy of precerebral (extracranial vessel(s)) is identified as a "Non-Covered Procedure" except when the following non-O.R. procedure and secondary diagnosis are also present:

*Non-O.R. Procedure:* 00.63 (Percutaneous insertion of carotid artery stent(s)); and

*Secondary Diagnosis:* V70.7 (Examination of participant in clinical trial).

We are making these changes in Version 22.0 of the MCE software program.

b. Edit 6 (Manifestations Not Allowed As Principal Diagnosis) in the MCE contains codes that describe the manifestation of an underlying disease, not the disease itself, and therefore, should not be used as a principal diagnosis. The following codes describe manifestations of an underlying disease; they should not be used as a principal diagnosis according to ICD-9-CM coding convention. Therefore, in the May 18, 2004, proposed rule, we proposed to add the following diagnosis codes to Edit 6:

- 289.52, Splenic sequestration
- 517.3, Acute chest syndrome (inadvertently erroneously cited as 571.3 in the May 18, 2004 proposed rule)

- 785.52, Septic shock

Coding conventions in the ICD-9-CM Diagnostic Tabular List specify that etiologic conditions be coded first.

We received two comments in support of our proposal to add three

diagnosis codes to Edit 6 of the MCE. However, both commenters pointed out a typographical error in one of the citations of the diagnosis codes. Code 571.3 should have read 517.3.

We are adopting, as final, our proposed additions of the diagnosis codes to Edit 6, with the correction of the one code number cited.

c. Edit 9 (Unacceptable Principal Diagnoses) contains codes "that describe a circumstance which influences an individual's health status but is not a current illness of injury; therefore, these codes are considered unacceptable as a principal diagnosis." (This definition can be found on page 1094 of the DRG Definitions Manual, Version 21.0). Last year, we became aware that two codes should be removed from this list, as they can be legitimate causes for inpatient admission. However, we were made aware of this too late in the process to make a change to this edit prior to FY 2004. In the May 18, 2004, IPPS proposed rule (69 FR 28197), we indicated that we will now be able to make the necessary system changes before the start of FY 2005. Therefore, we proposed to remove the following codes from Edit 9:

- V53.01, Adjustment of cerebral ventricular (communicating) shunt
- V53.02, Adjustment of neuromodulator (brain) (peripheral nerve) (spinal cord)

We received one comment in support of our proposed removal of codes V53.01 and V53.02 from Edit 9 in the MCE. Therefore, we are adopting, as final, our proposed removal of the two codes from Edit 9.

#### 11. Surgical Hierarchies

Some inpatient stays entail multiple surgical procedures, each one of which, occurring by itself, could result in assignment of the case to a different DRG within the MDC to which the principal diagnosis is assigned. Therefore, it is necessary to have a decision rule within the GROUPEL by which these cases are assigned to a single DRG. The surgical hierarchy, an ordering of surgical classes from most resource-intensive to least resource-intensive, performs that function. Application of this hierarchy ensures that cases involving multiple surgical procedures are assigned to the DRG associated with the most resource-intensive surgical class.

Because the relative resource intensity of surgical classes can shift as a function of DRG reclassification and recalibrations, we reviewed the surgical hierarchy of each MDC, as we have for previous reclassifications and

recalibrations, to determine if the ordering of classes coincides with the intensity of resource utilization.

A surgical class can be composed of one or more DRGs. For example, in MDC 11, the surgical class "kidney transplant" consists of a single DRG (DRG 302) and the class "kidney, ureter and major bladder procedures" consists of three DRGs (DRGs 303, 304, and 305). Consequently, in many cases, the surgical hierarchy has an impact on more than one DRG. The methodology for determining the most resource-intensive surgical class involves weighting the average resources for each DRG by frequency to determine the weighted average resources for each surgical class. For example, assume surgical class A includes DRGs 1 and 2 and surgical class B includes DRGs 3, 4, and 5. Assume also that the average charge of DRG 1 is higher than that of DRG 3, but the average charges of DRGs 4 and 5 are higher than the average charge of DRG 2. To determine whether surgical class A should be higher or lower than surgical class B in the surgical hierarchy, we would weight the average charge of each DRG in the class by frequency (that is, by the number of cases in the DRG) to determine average resource consumption for the surgical class. The surgical classes would then be ordered from the class with the highest average resource utilization to that with the lowest, with the exception of "other O.R. procedures" as discussed below.

This methodology may occasionally result in assignment of a case involving multiple procedures to the lower-weighted DRG (in the highest, most resource-intensive surgical class) of the available alternatives. However, given that the logic underlying the surgical hierarchy provides that the GROUPEL search for the procedure in the most resource-intensive surgical class, this result is unavoidable.

We note that, notwithstanding the foregoing discussion, there are a few instances when a surgical class with a lower average charge is ordered above a surgical class with a higher average charge. For example, the "other O.R. procedures" surgical class is uniformly ordered last in the surgical hierarchy of each MDC in which it occurs, regardless of the fact that the average charge for the DRG or DRGs in that surgical class may be higher than that for other surgical classes in the MDC. The "other O.R. procedures" class is a group of procedures that are only infrequently related to the diagnoses in the MDC, but are still occasionally performed on patients in the MDC with these diagnoses. Therefore, assignment to

these surgical classes should only occur if no other surgical class more closely related to the diagnoses in the MDC is appropriate.

A second example occurs when the difference between the average charges for two surgical classes is very small. We have found that small differences generally do not warrant reordering of the hierarchy because, as a result of reassigning cases on the basis of the hierarchy change, the average charges are likely to shift such that the higher-ordered surgical class has a lower average charge than the class ordered below it.

Based on the preliminary recalibration of the DRGs, in the May 18, 2004 proposed rule, we proposed modifications of the surgical hierarchy as set forth below.

We proposed to revise the surgical hierarchy for the pre-MDC DRGs and MDC 8 (Diseases and Disorders of the Musculoskeletal System and Connective Tissue).

In the pre-MDC DRGs, we proposed to reorder DRG 541 (Tracheostomy With Mechanical Ventilation 96 + Hours or Principal Diagnosis Except Face, Mouth, and Neck Diagnoses With Major O.R. Procedure) and DRG 542 (Tracheostomy With Mechanical Ventilation 96+ Hours or Principal Diagnosis Except Face, Mouth, and Neck Diagnoses Without Major O.R. Procedure) above DRG 480 (Liver Transplant).

In MDC 8, we proposed to—

- Reorder DRG 496 (Combined Anterior/Posterior Spinal Fusion), DRG 497 (Spinal Fusion Except Cervical With CC), and DRG 498 (Spinal Fusion Except Cervical Without CC) above DRG 471 (Bilateral or Multiple Major Joint Procedures of the Lower Extremity).
- Reorder DRG 519 (Cervical Spinal Fusion With CC) and DRG 520 (Cervical Spinal Fusion Without CC) above DRG 216 (Biopsies of the Musculoskeletal System and Connective Tissue).
- Reorder DRG 213 (Amputation for the Musculoskeletal System and Connective Tissue Disorders) above DRG 210 (Hip and Femur Procedures Except Major Joint Age > 17 With CC), DRG 211 (Hip and Femur Procedures Except Major Joint Age > 17 Without CC), and DRG 212 (Hip and Femur Procedures Except Major Joint Age 0–17).
- Reorder DRG 499 (Back and Neck Procedures Except Spinal Fusion With CC) and DRG 500 (Back and Neck Procedures Except Spinal Fusion Without CC) above DRG 218 (Lower Extremity and Humerus Procedures Except Hip, Foot, and Femur Age > 17 With CC), DRG 219 (Lower Extremity and Humerus Procedures Except Hip,

Foot, and Femur Age > 17 Without CC), and DRG 220 (Lower Extremity and Humerus Procedures Except Hip, Foot, and Femur Age 0–17).

In the proposed rule, we were unable to test the effects of the proposed revisions to the surgical hierarchy and to reflect these changes in the proposed relative weights because the revised GROUPEER software was unavailable at the time the proposed rule was completed. Rather, we simulated most major classification changes to approximate the placement of cases under the proposed reclassification, and then determined the average charge for each DRG. These average charges served as our best estimate of relative resource used for each surgical class. We have now tested the proposed surgical hierarchy changes after the revised GROUPEER was received and are reflecting the final changes in the DRG relative weights in this final rule. Further, as discussed in section II.C. of this preamble, the final recalibrated weights are somewhat different from the proposed weights because they are based on more complete data.

We have tested the proposed revisions using the March 2004 update of the FY 2003 MedPAR file and the revised GROUPEER software and have found that the revisions are supported by the data, and no additional changes are indicated except those discussed below pertaining to the implementation of new DRG 543 (Craniotomy with Implantation of Chemotherapeutic Agent or Acute Complex Central Nervous System Principal Diagnosis). (For a complete description of this change see the discussion under “Other Issues” in section II.B.16 of this preamble.) Due to the implementation of DRG 543, we also are reordering the following DRGs in MDC 1 (Disease and Disorders of the Nervous System): DRG 543 above DRGs 1 (Craniotomy Age > 17 With CC) and 2 (Craniotomy Age > 17 Without CC). Therefore, we are adopting these changes as final.

*Comment:* One commenter requested a change in the surgical hierarchy for a case where procedure code 37.99 (Other operations on heart and pericardium) and code 37.98 (Replacement of an automatic cardioverter/defibrillator pulse generator only) is reported during the same admission. This case is assigned to either DRG 110 (Major Cardiovascular Procedures With CC) or DRG 111 (Major Cardiovascular Procedures Without CC). The commenter requested that this case be reassigned to DRG 115 (Permanent Cardiac Pacemaker Implant with AMI, Heart Failure, or Shock or AICD Lead or Generator Procedure) because it has a

higher DRG weight than DRG 110 or DRG 111.

*Response:* The surgical hierarchy places a patient with multiple procedures in the most resource intensive class of DRGs, but not necessarily in the most resource intensive DRG. In the scenario described by the commenter, there are two surgical classes, one including DRGs 110 and 111 and the other including DRG 115 and DRG 116 (Other Permanent Cardiac Pacemaker Implant). The average charges for the class containing DRGs 110 and 111 are approximately \$16,604 more than for the class containing DRGs 115 and 116. As a result, the class containing DRGs 110 and 111 is ordered higher in the surgical group than the class containing DRGs 115 and 116. As a result, the case is assigned to either DRG 110 or DRG 111.

## 12. Refinement of Complications and Comorbidities (CC) List

In the September 1, 1987 final notice (52 FR 33143) concerning changes to the DRG classification system, we modified the GROUPEER logic so that certain diagnoses included on the standard list of CCs would not be considered valid CCs in combination with a particular principal diagnosis. We created the CC Exclusions List for the following reasons: (1) To preclude coding of CCs for closely related conditions; (2) to preclude duplicative or inconsistent coding from being treated as CCs; and (3) to ensure that cases are appropriately classified between the complicated and uncomplicated DRGs in a pair. We developed this list of diagnoses, using physician panels, to include those diagnoses that, when present as a secondary condition, would be considered a substantial complication or comorbidity. In previous years, we have made changes to the list of CCs, either by adding new CCs or deleting CCs already on the list. In the May 18, 2004, proposed rule, we did not propose to delete any of the diagnosis codes on the CC list.

*Comment:* One commenter requested that ICD-9-CM codes 996.64 (Infection due to indwelling urinary catheter) and 599.0 (Urinary tract infection) be removed from the CC List so that hospitals are not rewarded with higher payment when they allow patients to develop urinary tract infections. The commenter pointed out that these conditions are often avoidable complications of hospitalization, and that hospitals allow these infections to occur in order to receive higher payments from Medicare.

*Response:* We do not agree with the assertion that hospitals allow urinary tract infections to occur in Medicare patients in order to receive higher payment rates. While it is true that some urinary tract infections are preventable through the use of improved sterile technique, reduced indwelling catheter duration, more appropriate use of broad spectrum antibiotics and improved patient mobilization, among others, we do not believe there is a direct causal link between substandard hospital care and the presence of urinary tract infection in general.

Particularly in the elderly Medicare population, urinary tract infections occur in diverse clinical scenarios that lead to colonization and ultimately overt clinical infection within the urinary tract. General debilitation, various acute illnesses, immobility, impaired host defense mechanisms, dehydration and the post-surgical state are but a few of the situations in which urinary tract infections may occur, and which do in fact require higher resource utilization when they occur. Therefore, we are not removing codes 996.64 and 599.0 from the CC List.

In this final rule, as we proposed, we are not deleting any of the diagnosis codes on the CC list for FY 2005.

In the May 19, 1987, proposed notice (52 FR 18877) and the September 1, 1987, final notice (52 FR 33154), we explained that the excluded secondary diagnoses were established using the following five principles:

- Chronic and acute manifestations of the same condition should not be considered CCs for one another.
  - Specific and nonspecific (that is, not otherwise specified (NOS)) diagnosis codes for the same condition should not be considered CCs for one another.
  - Codes for the same condition that cannot coexist, such as partial/total, unilateral/bilateral, obstructed/unobstructed, and benign/malignant, should not be considered CCs for one another.
  - Codes for the same condition in anatomically proximal sites should not be considered CCs for one another.
  - Closely related conditions should not be considered CCs for one another.
- The creation of the CC Exclusions List was a major project involving hundreds of codes. We have continued to review the remaining CCs to identify additional exclusions and to remove diagnoses from the master list that have been shown not to meet the definition of a CC.<sup>1</sup>

<sup>1</sup> See the September 30, 1988 final rule (53 FR 38485) for the revision made for the discharges

In the May 18, 2004, proposed rule, we proposed a limited revision of the CC Exclusions List to take into account the proposed changes that will be made in the ICD-9-CM diagnosis coding system effective October 1, 2004. (See section II.B.15. of this preamble for a discussion of ICD-9-CM changes.) We proposed these changes in accordance with the principles established when we created the CC Exclusions List in 1987.

We received no comments on the proposed changes. Therefore, we will adopt the CC Exclusions List as proposed.

Tables 6G and 6H in the Addendum to this final rule contain the revisions to the CC Exclusions List that will be effective for discharges occurring on or after October 1, 2004. Each table shows the principal diagnoses with changes to the excluded CCs. Each of these principal diagnoses is shown with an asterisk, and the additions or deletions to the CC Exclusions List are provided in an indented column immediately following the affected principal diagnosis.

CCs that are added to the list are in Table 6G—Additions to the CC Exclusions List. Beginning with discharges on or after October 1, 2004, the indented diagnoses will not be recognized by the GROUPER as valid CCs for the asterisked principal diagnosis.

CCs that are deleted from the list are in Table 6H—Deletions from the CC Exclusions List. Beginning with discharges on or after October 1, 2004, the indented diagnoses will be recognized by the GROUPER as valid CCs for the asterisked principal diagnosis.

Copies of the original CC Exclusions List applicable to FY 1988 can be obtained from the National Technical Information Service (NTIS) of the

occurring in FY 1989; the September 1, 1989 final rule (54 FR 36552) for the FY 1990 revision; the September 4, 1990 final rule (55 FR 36126) for the FY 1991 revision; the August 30, 1991 final rule (56 FR 43209) for the FY 1992 revision; the September 1, 1992 final rule (57 FR 39753) for the FY 1993 revision; the September 1, 1993 final rule (58 FR 46278) for the FY 1994 revisions; the September 1, 1994 final rule (59 FR 45334) for the FY 1995 revisions; the September 1, 1995 final rule (60 FR 45782) for the FY 1996 revisions; the August 30, 1996 final rule (61 FR 46171) for the FY 1997 revisions; the August 29, 1997 final rule (62 FR 45966) for the FY 1998 revisions; the July 31, 1998 final rule (63 FR 40954) for the FY 1999 revisions; the August 1, 2000 final rule (65 FR 47064) for the FY 2001 revisions; the August 1, 2001 final rule (66 FR 39851) for the FY 2002 revisions; the August 1, 2002 final rule (67 FR 49998) for the FY 2003 revisions; and the August 1, 2003 final rule (68 FR 45364) for the FY 2004 revisions.) In the July 30, 1999 final rule (64 FR 41490), we did not modify the CC Exclusions List for FY 2000 because we did not make any changes to the ICD-9-CM codes for FY 2000.

Department of Commerce. It is available in hard copy for \$152.50 plus shipping and handling. A request for the FY 1988 CC Exclusions List (which should include the identification accession number (PB) 88-133970) should be made to the following address: National Technical Information Service, United States Department of Commerce, 5285 Port Royal Road, Springfield, VA 22161; or by calling (800) 553-6847.

Users should be aware of the fact that all revisions to the CC Exclusions List (FYs 1989, 1990, 1991, 1992, 1993, 1994, 1995, 1996, 1997, 1998, 1999, 2001, 2002, 2003, and 2004) and those in Tables 6G and 6H of this final rule for FY 2005 must be incorporated into the list purchased from NTIS in order to obtain the CC Exclusions List applicable for discharges occurring on or after October 1, 2004. (Note: There was no CC Exclusions List in FY 2000 because we did not make changes to the ICD-9-CM codes for FY 2000.)

Alternatively, the complete documentation of the GROUPER logic, including the current CC Exclusions List, is available from 3M/Health Information Systems (HIS), which, under contract with CMS, is responsible for updating and maintaining the GROUPER program. The current DRG Definitions Manual, Version 21.0, is available for \$225.00, which includes \$15.00 for shipping and handling. Version 22.0 of this manual, which includes the final FY 2005 DRG changes, is available for \$225.00. These manuals may be obtained by writing 3M/HIS at the following address: 100 Barnes Road, Wallingford, CT 06492; or by calling (203) 949-0303. Please specify the revision or revisions requested.

13. Review of Procedure Codes in DRGs 468, 476, and 477

Each year, we review cases assigned to DRG 468 (Extensive O.R. Procedure Unrelated to Principal Diagnosis), DRG 476 (Prostatic O.R. Procedure Unrelated to Principal Diagnosis), and DRG 477 (Nonextensive O.R. Procedure Unrelated to Principal Diagnosis) to determine whether it would be appropriate to change the procedures assigned among these DRGs.

DRGs 468, 476, and 477 are reserved for those cases in which none of the O.R. procedures performed are related to the principal diagnosis. These DRGs are intended to capture atypical cases, that is, those cases not occurring with sufficient frequency to represent a distinct, recognizable clinical group. DRG 476 is assigned to those discharges in which one or more of the following

prostatic procedures are performed and are unrelated to the principal diagnosis:

- 60.0, Incision of prostate
- 60.12, Open biopsy of prostate
- 60.15, Biopsy of periprostatic tissue
- 60.18, Other diagnostic procedures on prostate and periprostatic tissue
- 60.21, Transurethral prostatectomy
- 60.29, Other transurethral prostatectomy
- 60.61, Local excision of lesion of prostate
- 60.69, Prostatectomy, not elsewhere classified
- 60.81, Incision of periprostatic tissue
- 60.82, Excision of periprostatic tissue
- 60.93, Repair of prostate
- 60.94, Control of (postoperative) hemorrhage of prostate
- 60.95, Transurethral balloon dilation of the prostatic urethra
- 60.96, Transurethral destruction of prostate tissue by microwave thermotherapy
- 60.97, Other transurethral destruction of prostate tissue by other thermotherapy
- 60.99, Other operations on prostate

All remaining O.R. procedures are assigned to DRGs 468 and 477, with DRG 477 assigned to those discharges in which the only procedures performed are nonextensive procedures that are unrelated to the principal diagnosis.<sup>2</sup>

#### a. Moving Procedure Codes from DRG 468 or DRG 477 to MDCs

We annually conduct a review of procedures producing assignment to DRG 468 or DRG 477 on the basis of volume, by procedure, to see if it would be appropriate to move procedure codes out of these DRGs into one of the

surgical DRGs for the MDC into which the principal diagnosis falls. The data are arrayed two ways for comparison purposes. We look at a frequency count of each major operative procedure code. We also compare procedures across MDCs by volume of procedure codes within each MDC.

We identify those procedures occurring in conjunction with certain principal diagnoses with sufficient frequency to justify adding them to one of the surgical DRGs for the MDC in which the diagnosis falls. Based on this year's review, we did not identify any procedures in DRG 477 that should be removed. Therefore, in the May 18, 2004 proposed rule, we did not propose to move any procedures from DRG 477 to one of the surgical DRGs in this final rule.

We did not receive any comments on our proposal not to move any procedures from DRG 477 to one of the surgical DRGs and, therefore, are adopting our proposal as final.

#### b. Reassignment of Procedures among DRGs 468, 476, and 477

We also annually review the list of ICD-9-CM procedures that, when in combination with their principal diagnosis code, result in assignment to DRGs 468, 476, and 477, to ascertain if any of those procedures should be reassigned from one of these three DRGs to another of the three DRGs based on average charges and the length of stay. We look at the data for trends such as shifts in treatment practice or reporting practice that would make the resulting DRG assignment illogical. If we find these shifts, we would propose to move cases to keep the DRGs clinically similar or to provide payment for the cases in a similar manner. Generally, we move only those procedures for which we have an adequate number of discharges to analyze the data. Based on a comment we received in response to last year's proposed rule (68 FR 45366), in the May 18, 2004 proposed rule, we proposed to move procedure code 51.23 (Laparoscopic cholecystectomy) from DRG 468 (Extensive O.R. Procedure Unrelated to Principal Diagnosis) into DRG 477 (Nonextensive O.R. Procedure Unrelated to Principal Diagnosis).

The commenter suggested that a laparoscopic procedure was probably not an extensive O.R. procedure; it was more likely a nonextensive O.R. procedure. We indicated that we agreed and, therefore, proposed this change. In addition, we proposed to add several new procedure codes to DRGs 476 and 477. These procedures are also listed on Table 6B—New Procedure Codes in the Addendum to this final rule. However,

DRGs 476 and 477 are not limited to one MDC, so the new codes are also included here for nonextensive cases in which the procedures are unrelated to the principal diagnosis:

- 44.67, Laparoscopic procedures for creation of esophagogastric sphincteric competence
- 44.68, Laparoscopic gastroplasty
- 44.95, Laparoscopic gastric restrictive procedure
- 44.96, Laparoscopic revision of gastric restrictive procedure
- 44.97, Laparoscopic removal of gastric restrictive device(s)
- 44.98, Laparoscopic adjustment of size of adjustable gastric restrictive device

In DRG 476, the above codes are to be added to the section "With or Without Operating Room Procedures" in the GROUPER logic.

We did not propose to move any procedure codes from DRG 476 to DRGs 468 or 477, or from DRG 477 to DRGs 468 or 476.

We did not receive any comments on this proposal and, therefore, are adopting it as final.

#### c. Adding Diagnosis or Procedure Codes to MDCs

Based on our review this year, we did not propose to add any diagnosis codes to MDCs. We did not receive any comments on this proposal. Therefore, we are adopting our proposal as final and are making no changes to MDCs other than those specified in other portions of this section II. of the preamble of this final rule.

#### 14. Pancreatic Islet Cell Transplantation in Clinical Trials

Section 733(a) of Public Law 108-173 directs the Secretary, acting through the National Institute of Diabetes and Digestive and Kidney Disorders (NIDDKD) to conduct a clinical investigation of pancreatic islet cell transplantation that includes Medicare beneficiaries. Section 733(b) of Public Law 108-173 provides for Medicare payments, beginning no earlier than October 1, 2004, for the routine costs as well as the costs of the transplantation and appropriate related items and services for Medicare beneficiaries who are participating in a clinical trial as if such transplantation were covered under Medicare Part A or Part B. Routine costs are defined as reasonable and necessary routine patient care costs (as defined in the CMS Coverage Issues Manual, Section 30-1) including immunosuppressive drugs and other followup care. Section 733(c)(2) of Public Law 108-173 defines transplantation and appropriate related

<sup>2</sup> In the August 1, 2003 final rule (68 FR 45365) we moved several procedures from DRG 468 to DRGs 476 and 477 because the procedures are nonextensive. The original list of the ICD-9-CM procedure codes for the procedures we consider nonextensive procedures, if performed with an unrelated principal diagnosis, was published in Table 6C in section IV. of the Addendum to the September 30, 1988 final rule (53 FR 38591). As part of the final rules published on September 4, 1990 (55 FR 36135), August 30, 1991 (56 FR 43212), September 1, 1992 (57 FR 23625), September 1, 1993 (58 FR 46279), September 1, 1994 (59 FR 45336), September 1, 1995 (60 FR 45783), August 30, 1996 (61 FR 46173), and August 29, 1997 (62 FR 45981), we moved several other procedures from DRG 468 to DRG 477, and some procedures from DRG 477 to DRG 468. No procedures were moved in FY 1999, as noted in the July 31, 1998 final rule (63 FR 40962); in FY 2000, as noted in the July 30, 1999 final rule (64 FR 41496); in FY 2001, as noted in the August 1, 2000 final rule (65 FR 47064); or in FY 2002, as noted in the August 1, 2001 final rule (66 FR 39852). In the August 1, 2002 final rule (67 FR 49999), we did not move any procedures from DRG 477. However, we did move procedure codes from DRG 468 and placed them in more clinically coherent DRGs.

items and services as items and services related to the acquisition and delivery of the pancreatic islet cell transplantation, notwithstanding any national noncoverage determination contained in the CMS Coverage Issues Manual.

As we indicated in the May 18, 2004, proposed rule, while the DRG payment will cover the transplant injection and the subsequent hospital stay, we considered establishing an add-on payment to the DRG payment amount to reimburse the acquisition costs associated with islet cell procurement (69 FR 28218). Historically, organ acquisition costs have been reimbursed as a cost pass-through. However, islet cell transplants are not exactly the same as solid organ transplants. While solid pancreata are procured, islet cells are not transplanted in the solid organ state as are other types of organs. Rather, the pancreata are procured by an organ procurement organization (OPO) and are then sent to an islet cell resource center that extracts the islet cells from the pancreata and sends the cells on to the transplant center. Because the procurement and processing system for islet cell transplants is not the same as for solid organ transplants, we proposed not paying for these costs as a pass-through. With the anticipated small number of beneficiaries in the clinical trial and the Medicare program's unfamiliarity with the isolation process, we believed it would be most appropriate at this time to have a set payment rate for acquisition costs, rather than attempting a case-by-case determination of the reasonableness of these costs in each institution. We note there is precedent to exclude acquisition costs from the pass-through payment process. For example, stem cell transplants and corneal transplants do not have acquisition costs reimbursed as a cost pass-through payment.

We proposed that the add-on payment would be a single amount that includes pre-transplant tests and services, pancreas procurement, and islet isolation services. In addition, we proposed to use an add-on as opposed to increasing the DRG amount because the DRGs at issue are also applied in cases involving a variety of other procedures that do not include the costly islet cell acquisition required for this procedure. Thus, including these costs in the DRGs would have the potential of skewing the weights for all other DRGs. We solicited comments on whether an add-on payment amount is the appropriate way to reimburse islet cell acquisition costs, or whether another methodology may be more appropriate.

In addition, while we had some data available regarding the cost of pancreas procurement, in the proposed rule we specifically asked for any other data that supported the costs of acquisition and the costs of isolation cell resource centers. We stated that, because of insufficient data, we were unable to publish a proposed acquisition amount in the FY 2005 proposed rule. However, we indicated that, after analyzing data submitted during the comment period, other data acquired by CMS, and any suggested changes from the methodology proposed, the final organ acquisition payment amount would be announced in the FY 2005 IPPS final rule.

Pancreatic islet cell transplantation during the clinical trial will be performed to decrease or eliminate the need for insulin in patients with Type I diabetes. Patients with Type II islet diabetes are not included in this trial. Islet cells are acquired from a cadaveric pancreas donor (islet allotransplantation).

As described in II.B.1. of this preamble, ICD-9-CM diagnosis and procedure codes are used to determine DRG assignments. In 1996, CMS (then HCFA) created codes for islet cell transplantation:

- 52.84, Autotransplantation of cells of islets of Langerhans.
- 52.85, Allotransplantation of cells of islets of Langerhans.

The Medicare GROUPEER does not consider codes 52.84 and 52.85 as O.R. procedures and, therefore, these codes do not move the case from a medical DRG into a surgical DRG unless another procedure is performed. Based on the circumstances noted above under which pancreatic islet cell transplantation would be performed, we identified the three most logical DRGs to which we believe cases should be assigned. If a patient has Type I diabetes mellitus with ESRD and a pancreatectomy is performed, the case would group to DRG 468 (Extensive O.R. Procedure Unrelated to Principal Diagnosis). If a patient has Type I diabetes mellitus with ESRD and is also receiving a kidney transplant (simultaneous kidney and islet transplantation), the case would group to DRG 302 (Kidney Transplant). If a patient has Type I diabetes mellitus with ESRD and a history of a kidney transplant and then has the islet cells inserted via an open approach, the case would group to DRG 315 (Other Kidney and Urinary Tract O.R. Procedures). We note that this third scenario reflects incorrect coding practice. However, in this final rule we are modifying the structure of DRG 315 so that patients receiving infusions of

islet cells without any other surgical intervention will be appropriately assigned to this DRG.

As each case is assigned to a DRG based on all of the ICD-9-CM codes reported, cases could also be assigned to DRGs other than those mentioned above. In fact, as indicated in the proposed rule, our review of FY 2003 MedPAR data revealed that codes 52.84 and 52.85 were present in only four cases, and that each case was assigned to a different DRG. We found one case each in DRG 18 (Cranial and Peripheral Nerve Disorders With CC), DRG 192 (Pancreas, Liver, and Shunt Procedures Without CC), DRG 207 (Disorders of the Biliary Tract With CC), and DRG 302 (Kidney Transplant). As the GROUPEER software program does not recognize codes for islet cell transplantation as O.R. procedure codes, the presence of these codes did not modify the DRG assignment in these four cases.

We were reluctant to propose assigning the islet cell codes to one specific DRG, as the islet cell infusion will have different indications depending on the merits of each case, as is shown from the MedPAR data mentioned above. In addition, we do not currently have accurate cost data or charges for patients in this type of clinical trial, which makes it difficult to determine an appropriate DRG weight. As a result, assignment of cases to a specific DRG might have the consequence of either overpaying or underpaying the cases. We believe that both of these consequences are unacceptable. Therefore, we did not propose that cases involved in the clinical trial be assigned to one specific DRG for payment purposes. As we believe that these cases will have been assigned to DRGs 302, 315, and 468, we proposed to establish an add-on payment for cases in these three DRGs containing procedure codes 52.84 or 52.85. As stated earlier, we were not able to establish the amount of this add-on until we had determined procurement costs for the islet cells. We solicited information from transplant centers and organ procurement organizations on costs for these types of transplantations.

*Comment:* Several commenters noted that the assignment of DRG 315, as currently constructed, to patients participating in the clinical trial does not reflect appropriate coding practice, as a laparotomy code for hepatic vessel catheterization should not be recorded.

*Response:* The commenters are correct in their assessment. Therefore, we are modifying the structure of DRG 315 so that patients receiving infusions of islet cells without any other surgical

intervention will appropriately be assigned to DRG 315. We are aware that patients will often require more than one admission for islet cell transplantation. We are making this modification in order to recognize the surgical aspects of islet cell transplantation in the absence of any other surgical procedure.

The logic for DRG 315 is modified as follows:

#### O.R. Procedures

This list remains the same as V21.0 of the GROUPER.

or

#### Non-O.R. Procedures

52.84, Autotransplantation of cells of islets of Langerhans

52.85, Allotransplantation of cells of islets of Langerhans  
or

#### Principal Diagnosis

This list remains the same as V21.0 of GROUPER.  
and

#### Non-O.R. Procedure

This list remains the same as V21.0 of GROUPER.

*Comment:* One commenter stated that it was not clinically appropriate to categorize islet cell transplants into DRG 315, as these transplants do not involve either the kidney or the urinary tract directly. Rather, the islet cells are transplanted into the patient's liver. The commenter indicated that islet transplants have no relevance to the genito-urinary system, but rather to the hepatopancreaticobiliary system. Therefore, the commenter believed that the proposed classification to DRG 315 is clinically inappropriate.

*Response:* DRGs are diagnosis related groups. Each surgical DRG is comprised of procedure codes in combination with a principal diagnosis that causes the case to be assigned to a particular major diagnostic category (MDC). Because there are so many procedures in most DRGs, it is impossible to capture the purpose of all procedures in the title.

*Comment:* Some commenters suggested that the most appropriate resolution is to create a new DRG for islet transplants performed alone. The commenters mentioned that solid organ transplants are classified into their own DRGs, and that this precedent should be continued.

*Response:* DRGs are created based on the need of the program to identify clinical coherence and resource consumption. Ideally, both components will be part of the decision making process in DRG creation. In this case, we

have no substantial data upon which to determine an appropriate relative weight for the resources that will be utilized in all islet cell transplant cases. In addition, there may be different scenarios in which patients are transfused with islet cells. These cases could include patients receiving a kidney transplant during the same admission, or cases in which the islet cells comprise the only procedure during the admission. As cases will be varied in this clinical trial, we prefer to have MedPAR data and case histories prior to creating specific new DRGs for these cases.

*Comment:* Some commenters believed that the most closely related DRG from a clinical as well as resource perspective is DRG 513 (Pancreas Transplant). The commenters noted that the diagnoses are the same for islet and pancreas transplants, and that the patient populations involved in these two procedures are virtually identical in terms of comorbidities and the nature of their primary disease. In addition, the technical aspects of islet transplants are of a surgical nature, whether performed in an operating room or in the interventional radiology suite. One commenter noted that pancreas transplants are in reality just another method of transplanting the insulin producing islet cells since the other functions of the pancreas are superfluous.

*Response:* While the patient populations requiring intervention are similar, we do not believe that one can equate an operation of the magnitude of a pancreas transplant with a less intensive islet cell transplantation in which the portal vein is accessed and islet cells infused through a catheter. It is only because the technical aspects of islet transplants are of a surgical nature that we have modified surgical DRG 315 to reflect the transfusion of islet cells.

*Comment:* One commenter suggested that the most appropriate DRG for simultaneous kidney and islet cell transplantation would be DRG 512 (Simultaneous Pancreas/Kidney Transplant), as the resource allocation and patient population involved in both types of admissions are comparable. The commenter noted that so few of these combination procedures have been performed that no assumption can be projected based on the experience to date.

*Response:* We do not agree that an islet cell transplantation is the equivalent of a pancreas transplantation. Cases involving simultaneous kidney and islet cell transplantation will group to DRG 302, and will receive an add-on

payment for the infusion of the islet cells.

*Comment:* Some commenters believed CMS should pay for islet acquisition services as a cost pass-through. Several of these commenters stated that they found insufficient justification to pay for islet cell transplants through an add-on when pancreata used for solid organ transplantation are paid as a cost pass-through. These commenters stated that the costs of procuring a pancreas used for solid organ transplantation are the same as procuring a pancreas for islet cell transplantation. One commenter agreed that payment through an add-on is the best approach.

*Response:* We continue to believe that reimbursing acquisition costs as an add-on to the DRG is an appropriate reimbursement mechanism. However, we have decided that reimbursing pancreata procured for islet cells as an add-on while the acquisition of all other organs are reimbursed as a cost pass-through may be premature at this time. Accordingly, we will pay for organ acquisition costs as a cost pass-through. Costs associated with the procurement of the pancreata will be included in the islet acquisition costs center of the transplant center cost report. We will continue to study the appropriateness of paying for pancreata used for islets as an add-on in the future. Islet isolation will be paid as an add-on as proposed. We discuss this add-on below.

*Comment:* Some commenters were concerned that pre-transplant costs would not be appropriately reflected in the proposed add-on methodology. These commenters recommended that the pre-transplant costs be paid as a cost-pass through.

*Response:* After additional analysis, we agree that it may be difficult to ensure an appropriate payment amount for pre-transplant costs in an add-on methodology. Therefore, pre-transplant costs will be handled in the same manner as they are for all other solid organ transplantation and will be included in the islet acquisition cost center of the cost report. Pre-transplant costs will not be included as an add-on to the DRG payment.

*Comment:* Some commenters believed that islet isolation services should be paid on a cost pass-through rather than as an add-on. One commenter mentioned that islet centers have differing arrangements with transplant centers on how the isolation is performed. The commenters added that these same centers have differing processes in isolating the islet cells. Some commenters also indicated that there are inconsistencies in the isolation center data provided to CMS for use in

developing the add-on payment and expressed concerns about the validity of these data.

*Response:* We continue to believe that paying for islet isolation services as an add-on amount to the DRG is appropriate in the context of this clinical trial. We derived the isolation add-on amount through analysis of direct costs data submitted by 10 of the prominent isolation centers in the country. These centers may well have differing arrangements and differing processes, but despite these differences, the costs and components of costs showed reasonable similarities. The differences were also notable, but we were able to adjust for these differences. In addition to including direct costs, we added actuarially-derived overhead amounts that are used in the hospital payment methodology and provided a 20-percent capital adjustment for building and equipment and a market basket adjustment to take the payment amount to a FY 2005 funding level. Historically, capital costs are approximately 10 percent of the total hospital costs. However, we recognize that the isolation centers are equipment intensive, and to account for that equipment, we are doubling that rate so that capital costs are 20 percent of the total isolation payment. We believe that 20 percent is sufficient to account for capital at the isolation centers. In future years, we would like to obtain capital costs amortized on a per isolation basis. The varying processes and arrangements are all included in our computation, and \$18,848 will be paid as the islet isolation add-on to the DRG payment.

*Comment:* One commenter wanted to be sure that costs of transporting islet cells to and from the islet isolation center are included in the add-on payment.

*Response:* Shipping costs from the OPO to the islet isolation center are included in procurement costs. The islet isolation centers did not provide data on shipping to the transplant centers; however, we have included an actuarially based overhead amount that we believe is sufficient to cover these costs.

*Comment:* Some commenters noted that more than one infusion of islet cells is typically required to establish insulin independence and believed that this argued in favor of payment on a cost pass-through basis rather than as an add-on amount.

*Response:* We recognize that normally two or more infusions are required for islet transplants. We also understand that it is extremely rare for two infusions to be performed at the same time. Accordingly, we have constructed

our payment mechanism to pay one DRG for the infusion and one islet isolation add-on amount per discharge under most circumstances for allograft islet cell transplants. However, in those rare instances in which two infusions occur during the same hospital stay, two add-on payments for isolation of the islet cells can be made along with the single DRG payment. The cost associated with the procurement of two pancreata will be paid as an acquisition cost on a reasonable cost basis. We will issue billing instructions on this issue.

*Comment:* Some commenters asked for guidance on the appropriate methodology for OPOs to use in identifying costs incurred in procuring pancreata for islet cell transplantation. Some OPOs have indicated that they currently are providing pancreata for islet cell transplantation but do not receive their full standard acquisition charge (SAC) for the organ.

*Response:* In some cases, OPOs have been billing pancreata for islet cell transplant at a lower tissue rate. This is an improper billing method. The quality and resources required to procure the organ are identical, and a full charge should be made. Organs that are determined to be nonviable can be billed at a lesser research rate.

*Comment:* One commenter indicated that the costs included in pancreas acquisition at OPOs vary, making an add-on payment impractical.

*Response:* As mentioned above, we will continue paying acquisition costs as a cost pass-through. However, all OPOs should have included in their costs direct donor hospital charges, surgeon retrieval fee, registry fees, donor testing, and transportation. These costs should not be shifted to another organization.

*Comment:* One commenter noted that it was unclear how physicians' services involved in the oversight of the isolation process would be paid since it does not appear that there is an existing CPT code for these services.

*Response:* The commenter is correct that there is no CPT code for the physician's oversight services at the isolation center. CPT codes are for direct patient care services; the services at the isolation center do not meet that level of patient participation. In a similar vein, the medical directors at OPOs do not bill for their services using a CPT code. Rather, they are paid by the OPO both for organ retrieval and medical director services. We have included physician costs in the salary portion of the isolation portion of the add-on amount.

*Comment:* One commenter believed that the costs associated with the

isolation portion of the add-on amount should be between \$30,000 and \$40,000. This commenter further explained that isolation centers incur cost and time to develop improvements to the islet isolation technology and pointed out the startup costs associated with an FDA approved isolation center.

*Response:* As noted earlier, we have calculated the islet isolation portion of the add-on amount as \$18,848. We suspect that the \$30,000 to \$40,000 estimate referenced by the commenter included costs attributable to research and other services, which are not considered to be routine and reasonably necessary for patient care.

*Comment:* One commenter suggested two levels of add-on payments to account for the difference in expenses for autograft versus allograft islet cells transplants. While the proposed add-on methodology included the cost of pre-transplant tests and services, organ procurement and islet isolation services, autograft transplants have no associated organ procurement costs, as the islet cells are taken from the patient's own pancreas. Autograft transplants still require pre-transplant services and the actual islet isolation procedure itself.

*Response:* Our original understanding was that autograft transplants would not be included in the NIH study. After review of the legislation and accompanying Conference Report and consultation with NIH, we believe that an autograft should not occur in this trial. However, in the unlikely event that an autograft islet cell transplant is performed as part of the study on a Medicare beneficiary, we will provide an autograft add-on amount that includes payment for isolation but not for organ procurement. No acquisition cost of the pancreas will be provided because the cost of removal of the organ is included in the DRG payment for the native pancreatectomy procedure itself. The isolation add-on amount will be \$18,848 for an autograft islet cell transplant.

In this rule we are finalizing our proposed payment methodology for acquisition costs associated with procuring pancreata for islet cells with modification. We will pay for the organ acquisition costs as a cost pass-through rather than as an add-on payment to the DRG as proposed. In addition, we are finalizing our proposal to pay for islet isolation services as an add-on.

#### 15. Changes to the ICD-9-CM Coding System

As described in section II.B.1. of this preamble, the ICD-9-CM is a coding system used for the reporting of diagnoses and procedures performed on

a patient. In September 1985, the ICD-9-CM Coordination and Maintenance Committee was formed. This is a Federal interdepartmental committee, co-chaired by the National Center for Health Statistics (NCHS) and CMS, charged with maintaining and updating the ICD-9-CM system. The Committee is jointly responsible for approving coding changes, and developing errata, addenda, and other modifications to the ICD-9-CM to reflect newly developed procedures and technologies and newly identified diseases. The Committee is also responsible for promoting the use of Federal and non-Federal educational programs and other communication techniques with a view toward standardizing coding applications and upgrading the quality of the classification system.

The Official Version of the ICD-9-CM contains the list of valid diagnosis and procedure codes. (The Official Version of the ICD-9-CM is available from the Government Printing Office on CD-ROM for \$25.00 by calling (202) 512-1800.) The Official Version of the ICD-9-CM is no longer available in printed manual form from the Federal Government; it is only available on CD-ROM. Users who need a paper version are referred to one of the many products available from publishing houses.

The NCHS has lead responsibility for the ICD-9-CM diagnosis codes included in the *Tabular List* and *Alphabetic Index for Diseases*, while CMS has lead responsibility for the ICD-9-CM procedure codes included in the *Tabular List* and *Alphabetic Index for Procedures*.

The Committee encourages participation in the above process by health-related organizations. In this regard, the Committee holds public meetings for discussion of educational issues and proposed coding changes. These meetings provide an opportunity for representatives of recognized organizations in the coding field, such as the American Health Information Management Association (AHIMA), the American Hospital Association (AHA), and various physician specialty groups, as well as individual physicians, medical record administrators, health information management professionals, and other members of the public, to contribute ideas on coding matters. After considering the opinions expressed at the public meetings and in writing, the Committee formulates recommendations, which then must be approved by the agencies.

The Committee presented proposals for coding changes for implementation in FY 2005 at public meetings held on April 3, 2003, December 4-5, 2003, and

April 1-2, 2004, and finalized the coding changes after consideration of comments received at the meetings and in writing by January 12, 2004. Those coding changes are announced in Tables 6A through 6F of the Addendum to this rule. Copies of the minutes of the procedure codes discussions at the Committee's 2003 meetings can be obtained from the CMS Web site: <http://www.cms.gov/paymentsystems/icd9/>. The minutes of the diagnoses codes discussions at the 2003 meetings are found at: <http://www.cdc.gov/nchs/icd9.htm>. Paper copies of these minutes are no longer available and the mailing list has been discontinued.

For a report of procedure topics discussed at the April 1-2, 2004, meeting, see the Summary Report at: <http://www.cms.hhs.gov/paymentsystems/icd9/>. For a report of the diagnosis topics discussed at the April 1-2, 2004 meeting, see the Summary Report at: <http://www.cdc.gov/nchs/icd9.htm>.

We encourage commenters to address suggestions on coding issues involving diagnosis codes to: Donna Pickett, Co-Chairperson, ICD-9-CM Coordination and Maintenance Committee, NCHS, Room 2404, 3311 Toledo Road, Hyattsville, MD 20782. Comments may be sent by e-mail to: [djp4@cdc.gov](mailto:djp4@cdc.gov).

Questions and comments concerning the procedure codes should be addressed to: Patricia E. Brooks, Co-Chairperson, ICD-9-CM Coordination and Maintenance Committee, CMS, Center for Medicare Management, Hospital and Ambulatory Policy Group, Division of Acute Care, C4-08-06, 7500 Security Boulevard, Baltimore, MD 21244-1850. Comments may be sent by e-mail to: [Patricia.Brooks1@cms.hhs.gov](mailto:Patricia.Brooks1@cms.hhs.gov).

The ICD-9-CM code changes that have been approved will become effective October 1, 2004. The new ICD-9-CM codes are listed, along with their DRG classifications, in Tables 6A and 6B (New Diagnosis Codes and New Procedure Codes, respectively) in the Addendum to this final rule. As we stated above, the code numbers and their titles were presented for public comment at the ICD-9-CM Coordination and Maintenance Committee meetings. Both oral and written comments were considered before the codes were approved. In the May 18, 2004, proposed rule, we only solicited comments on the proposed classification of these new codes.

For codes that have been replaced by new or expanded codes, the corresponding new or expanded diagnosis codes are included in Table 6A. New procedure codes are shown in

Table 6B. Diagnosis codes that have been replaced by expanded codes or other codes or have been deleted are in Table 6C (Invalid Diagnosis Codes). These invalid diagnosis codes will not be recognized by the GROUPER beginning with discharges occurring on or after October 1, 2004. Table 6D usually contains invalid procedure codes, however, for FY 2005, there are no invalid procedure codes. Revisions to diagnosis code titles are in Table 6E (Revised Diagnosis Code Titles), which also includes the DRG assignments for these revised codes. Table 6F includes revised procedure code titles for FY 2005.

The first of the 2004 public meetings was held on April 1-2, 2004. In the September 7, 2001, final rule implementing the IPPS new technology add-on payments (66 FR 46906), we indicated we would attempt to include proposals for procedure codes that would describe new technology discussed and approved at the April meeting as part of the code revisions effective the following October.

Section 503(a) of Public Law 108-173 includes a requirement for updating ICD-9-CM codes twice a year instead of the current process of annual updates on October 1 of each year. This requirement is included as part of the amendments to the Act relating to recognition of new technology under the IPPS. Section 503(a) amended section 1886(d)(5)(K) of the Act by adding a new clause (vii) which states that the "Secretary shall provide for the addition of new diagnosis and procedure codes in April 1 of each year, but the addition of such codes shall not require the Secretary to adjust the payment (or diagnosis-related group classification) \* \* \* until the fiscal year that begins after such date." Because this new statutory requirement will have a significant impact on health care providers, coding staff, publishers, system maintainers, software systems, among others, in the May 18, 2004, proposed rule, we solicited comments on our proposals described below to implement this requirement. This new requirement will improve the recognition of new technologies under the IPPS system by providing information on these new technologies at an earlier date. Under the proposal, data would be available 6 months earlier than would be possible with updates occurring only once a year on October 1. Many coding changes apply to longstanding medical issues.

While the new requirement states that the Secretary shall not adjust the payment of the DRG classification for the April 1 new codes, the Department



will have to update its DRG software and other systems in order to recognize and accept the new codes. We will also have to publicize the code changes and the need for a mid-year systems update by providers to capture the new codes. Hospitals will have to obtain the new code books and encoder updates, and make other system changes in order to capture and report the new codes. We indicated that we are aware of the additional burden this will have on health care providers.

The ICD-9-CM Coordination and Maintenance Committee has held its meetings in April and December of each year in order to update the codes and the applicable payment and reporting systems by October 1 of each year. Items are placed on the agenda for the ICD-9-CM Coordination and Maintenance Committee meeting if the request is received at least 2 months prior to the meeting. This requirement allows time for staff to review and research the coding issues and prepare material for discussion at the meeting. It also allows time for the topic to be publicized in meeting announcements in the **Federal Register** as well as on the CMS website. The public decides whether or not to attend the meeting based on the topics listed on the agenda. In order to provide an update on April 1, it became clear that a December Committee meeting would not provide time to finalize and publicize these code revisions. Final decisions on code title revisions are currently made by March 1 so that these titles can be included in the IPPS proposed rule. A complete addendum describing details of all changes to ICD-9-CM, both tabular and index, are publicized on CMS and NCHS web pages in May of each year. Publishers of coding books and software use this information to modify their products that are used by health care providers. This 5-month time period has proved to be necessary for hospitals and other providers to update their systems.

A discussion of this timeline and the need for changes are included in the December 4-5, 2003 ICD-9-CM Coordination and Maintenance Committee minutes. The public provided comment that additional time would be needed to update hospital systems and obtain new code books and coding software. There was considerable concern expressed about the impact this new update would have on providers. Therefore, we have rescheduled the second Committee meeting for 2004 for October 7-8, 2004. Those who wish to have a coding issue discussed at the October Committee meeting will be required to submit their request by August 7, 2004. The Department will

continue this process to accommodate all requesters who submit appropriate requests in a timely manner.

In the May 18, 2004 proposed rule, we proposed to implement section 503(a) by developing a mechanism for approving, in time for the April update, diagnoses and procedure code revisions needed to describe new technologies and medical services for purposes of the new technology add-on payment process. We also proposed the following process for making these determinations. Topics considered during the October ICD-9-CM Coordination and Maintenance Committee meeting would be considered for an April 1 update if a strong and convincing case is made by the requester at the Committee's public meeting. The request must identify the reason why a new code is needed in April for purposes of the new technology process. The participants at the meeting and those reviewing the Committee meeting summary report would be provided the opportunity to comment on this expedited request. All other topics would be considered for the October 1 update. Participants at the Committee meeting would be encouraged to comment on all such requests.

We stated that we believe that this proposal captures the intent of section 503(a). This requirement was included in the provision revising the standards and process for recognizing new technology under the IPPS. In addition, the need for approval of new codes outside the existing cycle (October 1) arises most frequently and most acutely where the new codes will capture new technologies that are (or will be) under consideration for new technology add-on payments. Thus, we believe this provision was intended to expedite data collection through the assignment of new ICD-9-CM codes for new technologies seeking higher payments. We indicated that our proposal was designed to carry out that intention, while minimizing the additional administrative costs associated with mid-year changes to the ICD-9-CM codes.

*Comment:* Several comments expressed concerns about the impact the April 1 ICD-9-CM coding update will have on providers. While the commenters acknowledged the requirement was mandated by section 503(a) of Public Law 108-173, the commenters urged CMS to carefully consider the number of these mid-year coding updates. The commenters stated that these changes will have a significant impact on providers' systems. One commenter representing a

large hospital organization recommended that codes being considered for the April 1 update be limited only to new technologies that present a strong and convincing case for new technology add-on payment. The commenter recommended that the annual April 1 update be limited to as few codes as possible for the following reasons:

- The addition of a significant number of new codes outside the traditional October 1 implementation will result in doubling the costs associated with the purchase of new code books and updating encoder software programs, requiring hospitals to purchase new code books twice a year. The commenter stated that at least one publisher has already announced that two editions of the code books will be published every year.

- Many health plans, including Medicare, require a significant lead-time to incorporate new codes into their systems. The commenter expressed concern that some payers will not be able to support a large number of codes being implemented outside the traditional October 1 update.

- A considerable amount of education and coder training takes place every year with the introduction of new and updated codes. Introducing a large number of new codes on a twice-yearly basis, rather than annually, will increase this burden.

The commenter urged that the new codes be released with a 5-month lead-time as is the case now for ICD-9-CM updates. Currently the public is notified in May of the same year for ICD-9-CM codes being implemented on October 1. The commenter requested that the public be notified by November of codes that will be implemented on April 1.

The commenter pointed out that, by tradition, new ICD-9-CM codes have been published in the **Federal Register**, as part of the annual IPPS proposed rule. The commenter urged CMS to develop a process for the wide dissemination of new and modified ICD-9-CM codes for April 1 implementation. The commenter requested that this process be published in the IPPS final rule to inform users of the process.

These comments were supported by organizations representing State hospitals and coding specialists. The commenters agreed with CMS' proposal to use the public meetings of the ICD-9-CM Coordination and Maintenance Committee to consider requests for an April 1 implementation date for a new ICD-9-CM code. The commenters agreed that these updates should primarily focus on new technology

issues. When an individual or organization requests implementation of an ICD-9-CM code on April 1, the commenters agreed that the requestor should make a strong and convincing case as to why a new code is needed in April for purposes of the new technology process.

*Response:* We agree that section 503(a) of Public Law 108-173 requires that ICD-9-CM codes needed to capture new technology must be implemented on April 1 and October 1 of each year. We also agree that the April updates will be disruptive to current provider systems. Any April updates must be carefully considered and evaluated in order to capture new technology in an expedited manner. Those commenters who request an April implementation of a new ICD-9-CM code must make a strong and convincing case at the ICD-9-CM Coordination and Maintenance Committee as to why a new code is needed in April for purposes of the new technology process. The public will be provided an opportunity to discuss this request. Comments regarding the publication and dissemination of codes to be implemented on April 1 are discussed below.

*Comment:* One commenter called the twice a year updates of ICD-9-CM an important step forward in allowing new products to enter the market more quickly and receive adequate payment sooner. The commenter expressed some concerns about CMS' proposed approach to these updates. The commenter stated that, by using the April updates for new technology, we would not have a true twice yearly coding update, but rather an opportunity for only a small group of services or technologies to receive more prompt coding updates. The commenter stated that the April update should be an open opportunity for any coding updates to be considered.

*Response:* We agree with the commenter that the process for discussing updates to ICD-9-CM should be an open process. This has been the practice of the ICD-9-CM Coordination and Maintenance Committee since it was established in 1985. As previously stated, we will provide the opportunity for a requestor to make a clear and convincing case for the need to update specific ICD-9-CM codes in April. The public will be provided an opportunity to discuss the merits of any codes under consideration for the April updates.

*Comment:* Several commenters requested details on how the public will be notified of the April ICD-9-CM code updates. They requested clarification as to whether the current publication processes will be used. One commenter

representing a national organization of codes and health information managers urged CMS to provide information on April 1 code updates at least 4 months prior to implementation. Other commenters representing hospital organizations urged CMS to provide updates 5 months ahead of implementation, or by November of the prior year.

*Response:* Current addendum and code title information is published on the CMS Web page at: <http://www.cms.hhs.gov/paymentsystems/icd9>. Summary tables showing new, revised, and deleted code titles are also posted on the following CMS Web page: <http://www.cms.hhs.gov/medlearn/icd9code.asp>. Information on ICD-9-CM diagnosis codes can be found at: <http://www.cdc.gov/nchs/icd9.htm>. Information on new, revised, and deleted ICD-9-CM codes is also provided to the AHA for publication in the *Coding Clinic for ICD-9-CM*. AHA also distributes information to publishers and software vendors.

CMS also sends copies of all ICD-9-CM coding changes to its contractors for use in updating their systems and providing education to providers.

We agree that these same means of disseminating information on new, revised, and deleted ICD-9-CM codes should be used to notify providers, publishers, software vendors, contractors, and others of changes to the ICD-9-CM codes that will be implemented in April. We will continue to provide the information in this manner.

Currently, code titles are also published in the IPPS proposed and final rules. The code titles are adopted as part of the ICD-9-CM Coordination and Maintenance Committee process. The code titles are not subject to comment in the proposed or final rules. We will continue to publish the October code updates in this manner within the IPPS proposed and final rules. However, we do not publish a mid-year IPPS rule, so the April 1 code updates will not be published in a mid-year IPPS rule. We will assign the new procedure code to the same DRG in which its predecessor code was assigned so there will be no DRG impact as far as DRG assignment. This mapping was specified by Public Law 108-173. Any proposed coding updates will be available through the websites indicated above and through the *Coding Clinic for ICD-9-CM*. Publishers and software vendors currently obtain code changes through these sources in order to update their code books and software systems. We will strive to have the April 1 updates available through these websites 5

months prior to implementation (that is, early November of the previous year), as is the case for the October 1 updates. Code book publishers are evaluating how they will provide any code updates to their subscribers. Some publishers may decide to publish mid-year book updates. Others may decide to sell an addendum that lists the changes to the October 1 code book. Coding personnel should contact publishers to determine how they will update their books. CMS and its contractors will also consider developing provider education articles concerning this change to the effective date of certain ICD-9-CM codes.

*Comment:* Commenters requested clarification as to whether the April 1 updates would be limited to procedure codes. The commenters supported our proposed approach for implementing the new legislative requirement to update ICD-9-CM codes twice a year. Specifically, they agreed that limiting the implementation of new codes on April 1 to those for which a strong and convincing case is made for an expedited implementation is the best approach and will reduce the additional administrative costs associated with twice-yearly updates to the coding system. The commenters acknowledged that the section of 503(a) of Public Law 108-173 that includes the requirement for updating ICD-9-CM codes twice a year is primarily related to the recognition of new technology under the IPPS, but the language in the legislation does not limit the requirement to procedure codes. The commenters stated that CMS' proposed approach requires the requestor of a code proposal to identify the reason why a new code is needed on April 1 for purposes of the new technology process. One commenter stated that this requirement seems to preclude diagnosis code updates. Another commenter requested clarification in the final rule as to whether new diagnosis codes are intended to be included in the April 1 update.

*Response:* We agree that section 503(a) of Pub. L. 108-173 did not limit ICD-9-CM code updates to procedure codes. The legislation covered all of ICD-9-CM, which includes both diagnoses and procedures codes. Therefore, consideration will be given to updates to both the diagnosis and procedure parts of ICD-9-CM on April 1 if a strong and convincing case can be made that either a diagnosis or procedure code is necessary to capture a new technology. We acknowledge that it may be necessary to recognize a new disease, such as SARS, on April 1 so that a new technology directed toward the disease can be more easily

identified. We anticipate that most, if not all, requests for April 1 ICD-9-CM code updates will apply to procedure codes, as the commenters have stated. While it is unlikely that there will be many such disease code requests for an April 1 update, we will not restrict any such requests for consideration.

*Comment:* Commenters representing national and state hospital associations as well as other organizations suggested that providing twice-yearly updates to the ICD-9-CM is only a temporary solution to meeting the coding needs of providers who may need to report new technology. The organizations stated that a more permanent and long-term solution would be the implementation of ICD-10-CM and ICD-10-PCS as quickly as possible. Several other commenters recommended moving forward with the implementation of ICD-10 as quickly as possible. One commenter urged DHHS to adopt and implement ICD-10-CM and ICD-10-PCS as quickly as possible in the United States. The commenter further stated that the sooner the health care industry and CMS begin to use and collect data more closely representing actual diagnosis and procedures, the better the picture of our health services and healthcare services will be; reimbursement will be more accurate; and there will be less administrative burden on health care providers and on CMS. One commenter asked that the regulatory process for implementing ICD-10 be started by the end of 2004. Another commenter stated that ICD-9-CM is becoming increasingly difficult to update and progress should be made on implementing ICD-10.

*Response:* We acknowledge that there are some concerns with the ICD-9-CM code set. The National Committee on Vital and Health Statistics (NCVHS) has recommended that DHHS, under its HIPAA responsibilities, prepare a notice of proposed rulemaking regarding the proposed adoption of ICD-10 as a HIPAA standard to replace ICD-9-CM. We are assessing the NCVHS recommendations.

DHHS has been actively working on the development of new coding systems to replace the ICD-9-CM. In December 1990, the NCVHS issued a report noting that, while the ICD-9-CM classification system had been responsive to changing technologies and identifying new diseases, there was concern that the ICD classification might be stressed to a point where the quality of the system would soon be compromised. The ICD-10-CM (for diagnoses) and the ICD-10-PCS (for procedures) were developed in response to these concerns. These efforts have become increasingly

important because of the growing number of problems with the ICD-9-CM, which was implemented 25 years ago.

#### 16. Other Issues

##### a. Craniotomy Procedures

As discussed in the August 1, 2003, IPPS final rule (68 FR 45353), for FY 2004 we conducted an analysis of the charges for various procedures and diagnoses within DRG 1 (Craniotomy Age > 17 With CC) and DRG 2 (Craniotomy Age > 17 Without CC) to determine whether further changes to these DRGs were warranted. Based on our analysis and consideration of public comments received on our May 19, 2003, IPPS proposed rule (68 FR 27161), in the August 1, 2003, IPPS final rule, we created three new DRGs: DRG 528 (Intracranial Vascular Procedures With a Principal Diagnosis of Hemorrhage) for patients with an intracranial vascular procedure and an intracranial hemorrhage; and DRGs 529 (Ventricular Shunt Procedures With CC) and 530 (Ventricular Shunt Procedures Without CC) for patients with only a vascular shunt procedure.

In the May 18, 2004, proposed rule, we indicated that we had received further comments (discussed below) regarding the composition of DRGs 1 and 2 that relate to the appropriate DRG assignment of unruptured cerebral aneurysm cases and cases involving implantation of GLIADEL® chemotherapy wafers. We had also received comments on possible revisions to DRG 3 (Craniotomy Age 0-17).

##### (1) Unruptured Cerebral Aneurysms

In the August 1, 2003, final rule (68 FR 45354), in response to a comment that suggested we create a companion DRG to DRG 528 for intracranial vascular procedures for unruptured cerebral aneurysms, we evaluated cases in the MedPAR file involving unruptured cerebral aneurysm and determined that the average charges for unruptured cerebral aneurysm cases were consistent with the variation of charges found in DRGs 1 and 2. Therefore, we did not propose a change in the DRG classification. We indicated that we would continue to monitor cases involving unruptured cerebral aneurysms.

In the May 18, 2004, proposed rule, we discussed our examination of cases in the FY 2003 MedPAR file that reported unruptured cerebral aneurysms. We found 657 unruptured aneurysm cases assigned to DRG 1 and 481 unruptured cerebral aneurysm cases

assigned to DRG 2. The average charges for these unruptured cerebral aneurysm cases in DRG 1 (\$50,879) are slightly lower than the overall charges for all cases in that DRG (\$51,300). For unruptured cerebral aneurysm cases assigned to DRG 2, we found the average charges of approximately \$29,524 are consistent with the overall average charges of that DRG of approximately \$28,416.

Based on the results of our analysis, we indicated that we still do not believe a proposal to modify the DRG assignment of unruptured cerebral aneurysm cases is warranted.

We received one comment on this issue from an organization representing hospitals. The commenter agreed that no change is warranted for the DRG assignment of unruptured aneurysm cases at this time.

##### (2) GLIADEL® Chemotherapy Wafers

In the August 1, 2003 final rule (68 FR 45354), we stated that we had received comments requesting a change to the DRG assignment of cases involving implantation of GLIADEL® chemotherapy wafers to treat brain tumors. One of the commenters had offered two options: (1) create a new DRG for cases involving implantation of GLIADEL® chemotherapy wafers; and (2) reassign these cases to DRG 484 (Craniotomy for Multiple Significant Trauma).

At that time, we had analyzed data in the March 2003 update of the FY 2003 MedPAR file and found a total of 61 cases in which procedure code 00.10 (Implantation of a chemotherapy agent) was reported for cases assigned to DRGs 1 and 2. There were 38 cases assigned to DRG 1 and 23 cases assigned to DRG 2. The GROUPER logic for these DRGs assigns cases with CCs to DRG 1 and those without CCs to DRG 2. Consistent with the GROUPER logic for these DRGs, we had found that the average standardized charges in DRGs 1 and 2 were approximately \$64,864 and \$42,624, respectively. However, while the estimated average charges for GLIADEL® wafer cases of \$50,394 may have been higher than the average standardized charges for DRG 2, they were within the normal variation of overall charges within each DRG. In addition, the volume of cases in these two DRGs was too small to warrant the establishment of a separate new DRG for this technology. Therefore, we stated that we wanted to review a full year of data and take the time to consider alternative options that might appear warranted before proposing a change.

In the May 18, 2004, proposed rule, we discussed our examination of more

complete MedPAR data (December 2003 update for FY 2003) on cases reporting GLIADEL® chemotherapy wafers. We found a total of 127 cases in which procedure code 00.10 was reported for cases assigned to DRGs 1 and 2. There were 80 cases assigned to DRG 1 and 47 cases assigned to DRG 2. The average charges for these cases in DRGs 1 and 2 were approximately \$61,866 and \$47,189, respectively. The average charges for these cases were higher than the overall charges of DRGs 1 and 2 of approximately \$51,300 and \$28,416, respectively. Although the average charges for the GLIADEL® wafer cases within these DRGs are higher than the average charges of all cases in these DRGs, they remain within the range of average charges for other procedures included in these DRGs. The majority of the GLIADEL® wafer cases are assigned to the second highest weighted DRG in MDC 1 behind DRG 528 (Intracranial Vascular Procedure With a Principal Diagnosis of Hemorrhage) in which the weights were derived from average charges of approximately \$113,884. In DRG 1, there are 10 procedures that have higher average charges than the GLIADEL® wafer cases. However, in DRG 2, the charges associated with GLIADEL® wafer cases are the highest of the procedures included within the DRG.

DRGs are based on the principal diagnosis, secondary diagnosis, and procedures performed on the patient. DRGs are not generally created to recognize the presence or absence of specific technologies for each patient. In the past, we have made one exception to this rule. The exception was the creation of two new DRGs for drug-eluting stents: DRG 526 (Percutaneous Cardiovascular Procedure With Drug-Eluting Stent With Acute Myocardial Infarction) and DRG 527 (Percutaneous Cardiovascular Procedure With Drug-Eluting Stent Without Acute Myocardial Infarction) (67 FR 50003). We took this unprecedented approach in response to the unique circumstances surrounding the potential breakthrough nature of this technology. We currently have 59,613 drug-eluting stent cases annually, far more cases than the volume for GLIADEL® wafers. We believe that the volume of GLIADEL® wafer cases remains too small to warrant the taking of the exceptional step of establishing a separate new DRG for this technology.

Commenters also have proposed the reassignment of GLIADEL® wafer cases to other existing DRGs, such as DRG 484 (Craniotomy for Multiple Significant Trauma), DRG 528 (Intracranial Vascular Procedures With Principal Diagnosis of Hemorrhage), DRG 492

(Chemotherapy With Acute Leukemia as a Secondary Diagnosis or With Use of a High Dose Chemotherapeutic Agent), or DRG 481 (Bone Marrow Transplant). In the proposed rule, we stated that we had examined these alternatives, and had come to the conclusion that none of these alternatives meets the standard of clinical coherence under the DRG system. For example, reconfiguring DRG 484 to include GLIADEL® wafer cases would not produce a clinically coherent DRG because DRG 484 contains cases where craniotomy is performed in the setting of multiple significant trauma. Similarly, assigning GLIADEL® wafer cases to DRG 528 would not produce a clinically coherent DRG because DRG 528 contains cases where craniotomy is performed as part of a vascular procedure with a primary diagnosis of hemorrhage, as in the case of a ruptured aneurysm. DRG 492 is clinically inappropriate because it contains cases of acute leukemia treated with chemotherapy, and DRG 481 is clinically inappropriate because it contains cases involving bone marrow transplant. None of these DRGs contains cases of glioblastoma multiforme or other primary brain tumors. Therefore, in the May 18, 2004 proposed rule, we did not propose to adopt any of these changes.

As discussed in the May 18, 2004 proposed rule, we also considered several other approaches to reassigning GLIADEL® wafer cases in a manner that is appropriate both in terms of clinical coherence and resource use. For example, we considered the creation of a new DRG that includes GLIADEL® wafer cases along with other types of local therapy for intracerebral malignant disease. Specifically, we considered the creation of a new DRG that includes GLIADEL® wafers and a Gliasite Radiation Therapy System, a relatively new form of intracavitary brachytherapy. Such a DRG would be clinically coherent because it would contain cases of malignant brain tumors treated with local therapy. However, our analysis of existing FY 2003 MedPAR data suggested that such a DRG would probably not provide enhanced reimbursement for the GLIADEL® wafer cases, and that, in fact, decreased reimbursement for GLIADEL® wafer cases is a more likely result. Therefore, we did not propose a specific change. However, we stated that we would continue to monitor our data to determine whether a change is warranted in the future.

We recognize that the implantation of chemotherapeutically active wafers for local therapy of malignant brain tumors represents a significant medical

technology that currently offers clinical benefits to patients and holds out the promise of future innovation in the treatment of these brain tumors.

In our proposed rule (69 FR 28221), we invited comments and suggestions regarding the appropriate DRG assignment for this technology.

*Comment:* One comment agreed with the current DRG assignment of DRG 1 or 2 for GLIADEL® cases.

*Response:* We appreciate the commenter's support for the current DRG assignment for these cases.

*Comment:* Four commenters supported the reassignment of Gliadel® cases to DRG 528 (Intracranial Vascular Procedure With a Principal Diagnosis of Hemorrhage). The commenters stated that the average cost of a patient receiving Gliadel® chemotherapy wafer treatment is consistent with the average DRG 528 payments to providers. The commenters also believed that treatment using the Gliadel® wafer is clinically consistent with the treatment under procedures currently assigned to DRG 528.

*Response:* As we stated in the May 18, 2004 proposed rule (69 FR 28222), we do not believe that the GLIADEL® cases meet the clinical coherence criteria for inclusion in DRG 528. DRG 528 includes hemorrhage or ruptured cerebral aneurysm cases. While the surgical approach may be similar to GLIADEL®, cases assigned to DRG 528 involve patients who have an acute condition with a high severity of illness and a significantly higher rate of mortality during surgery than GLIADEL® cases (20.6 percent for DRG 528 cases compared to 3.15 for GLIADEL® cases). In addition, the average charges for cases in DRG 528, approximately \$97,540, are significantly higher than the average charges for GLIADEL® cases in DRG 1, approximately \$61,866. Thus, we do not believe that GLIADEL® cases and those assigned to DRG 528 are clinically coherent and similar in resource use. We continue to believe that reassigning GLIADEL® cases to DRG 528 is inappropriate and would result in overpayment for GLIADEL® cases.

*Comment:* One commenter suggested that we reassign GLIADEL® cases to DRG 528 for FY 2005 and eventually create a DRG for intracerebral therapies. The commenter proposed a new DRG that would include implantation of a chemotherapeutic agent and seven new drugs that are currently in FDA Phase II and III clinical trials and are expected to receive FDA approval in 2 to 5 years. According to the commenter, the new drugs are also indicated for glioblastoma multiforme and the mode of therapy is

chemotherapy, radiotherapy, or brachytherapy.

*Response:* As we discussed above, we do not believe assignment to DRG 528 is appropriate. We review DRG assignments every year and will determine the appropriate assignment of the new technologies when it is appropriate to do so.

*Comment:* Many commenters encouraged CMS to reassign Gliadel® chemotherapy wafer treatment to a new or higher paying DRG. The commenters believed that higher payment would ensure access to life-extending treatment for patients suffering from malignant brain tumors. These commenters offered no specific recommendations on reassignment of these cases to other DRGs.

*Response:* In this final rule, we are creating a new DRG that would include implantation of chemotherapeutic agent (procedure code 00.10) cases or cases in which an acute complex central nervous system diagnosis was reported as the principal diagnosis. An example of an acute complex diagnosis is an intracranial abscess. GLIADEL® chemotherapy wafer cases would be reassigned to this new DRG.

Although we did not propose this specific solution to the issue of payment for GLIADEL® in the proposed rule, we indicated that we would continue to consider appropriate changes to the DRG assignment of cases involving GLIADEL®. Furthermore, we believe that the creation of a new DRG for cases involving implantation of a

chemotherapeutic agent or cases with an acute complex central nervous system diagnosis as the principal diagnosis ensures that GLIADEL® cases are assigned to a DRG that is clinically coherent and reflects the resources used to treat these cases and appropriately addresses the concerns of those commenters who raised questions regarding the DRG assignment for these cases.

The new DRG 543 (Craniotomy with Implantation of Chemotherapeutic Agent or Acute Complex Central Nervous System Principal Diagnosis) is being placed in MDC 1. It was created from existing DRGs 1 and 2 (Craniotomy Age >17 With and Without CC, respectively) by removing three types of patients based on their principal diagnosis. Therefore, new DRG 543 will contain patients who undergo a craniotomy procedure with a principal diagnosis belonging to one of the following three categories:

1. Patients with a major central nervous system infection, such as bacterial meningitis, encephalitis, or an intracranial abscess.
2. Patients with a subarachnoid hemorrhage, intracranial hemorrhage, or an acute stroke.
3. Patients with central nervous system trauma resulting in brain laceration or brain injury associated with an open head wound.

In addition, new DRG 543 will include cases involving treatment using chemotherapeutic agents and devices

implanted in the brain, such as implantable chemotherapeutic wafers.

The cases remaining in DRGs 1 and 2 will be the following types of patients:

1. Patients with chronic central nervous system conditions such as malignancies, degenerative conditions, and cerebrovascular disease without acute infarct.
2. Patients with subdural hematoma not associated with an open head wound.
3. Patients with lesser degrees of central nervous system trauma, such as skull fracture or other injury but without brain laceration.

Patients in new DRG 543 would, on average, consume more resources because they require greater pre-operative and post-operative care, and in many cases require more complicated operative procedures. The FY 2003 MedPAR data for the new DRG includes 5,413 cases with overall average charges of approximately \$63,409. These charges are similar to the current average charges for Gliadel® cases in DRG 1 of approximately \$61,866.

For FY 2005, we will be implementing new DRG 543 with the following logic:

- Craniotomy procedure from DRGs 1 and 2 and procedure code 00.10, Implantation of chemotherapeutic agent; or
- Craniotomy procedure from DRGs 1 and 2 and principal diagnosis of acute complex central nervous system listed below.

## Principal Diagnosis (PDX) of Acute Complex CNS Diagnosis

Diagnosis Code	Description
003.21	Salmonella meningitis
006.5	Amebic brain abscess
013.00	Tuberculous meningitis,unspecified
013.01	Tuberculous meningitis,bacteriological or histological examination not done
013.02	Tuberculous meningitis,bacteriological or histological examination unknown(at present)
013.03	Tuberculous meningitis,tubercle bacilli found in sputum) by microscopy
013.04	Tuberculous meningitis,tubercle bacilli not found(in sputum)by microscopy,but found by bacterial culture
013.05	Tuberculous meningitis, tubercle bacilli not found by bacteriological examination, but tuberculosis confirmed histologically
013.06	Tuberculous meningitis, tubercle bacilli not found by bacteriological or histological examination, but tuberculosis confirmed by other methods [inoculation of animals]
013.10	Tuberculoma of meninges,unspecified
013.11	Tuberculoma of meninges, bacteriological or histological examination not done
013.12	Tuberculoma of meninges, bacteriological or histological examination unknown(at present)
013.13	Tuberculoma of meninges, tubercle bacilli found in sputum) by microscopy
013.14	Tuberculoma of meninges, tubercle bacilli not found(in sputum)by microscopy, but found by bacterial culture
013.15	Tuberculoma of meninges, tubercle bacilli not found by bacteriological examination, but tuberculosis confirmed histologically
013.16	Tuberculoma of meninges, tubercle bacilli not found by bacteriological or histological examination, but tuberculosis confirmed by other methods [inoculation of animals]
013.20	Tuberculoma of brain, unspecified
013.21	Tuberculoma of brain, bacteriological or histological examination not done
013.22	Tuberculoma of brain, bacteriological or histological examination unknown(at present)
013.23	Tuberculoma of brain, tubercle bacilli found in sputum) by microscopy

Diagnosis Code	Description
013.24	Tuberculoma of brain, tubercle bacilli not found (in sputum) by microscopy, but found by bacterial culture
013.25	Tuberculoma of brain, tubercle bacilli not found by bacteriological examination, but tuberculosis confirmed histologically
013.26	Tuberculoma of brain, tubercle bacilli not found by bacteriological or histological examination, but tuberculosis confirmed by other methods [inoculation of animals]
013.30	Tuberculous abscess of brain, unspecified
013.31	Tuberculous abscess of brain, bacteriological or histological examination not done
013.32	Tuberculous abscess of brain, bacteriological or histological examination unknown (at present)
013.33	Tuberculous abscess of brain, tubercle bacilli found in sputum) by microscopy
013.34	Tuberculous abscess of brain, tubercle bacilli not found (in sputum) by microscopy, but found by bacterial culture
013.35	Tuberculous abscess of brain, tubercle bacilli not found by bacteriological examination, but tuberculosis confirmed histologically
013.36	Tuberculous abscess of brain, tubercle bacilli not found by bacteriological or histological examination, but tuberculosis confirmed by other methods [inoculation of animals]
013.40	Tuberculoma of spinal cord, unspecified
013.41	Tuberculoma of spinal cord, bacteriological or histological examination not done
013.42	Tuberculoma of spinal cord, bacteriological or histological examination unknown (at present)
013.43	Tuberculoma of spinal cord, tubercle bacilli found in sputum) by microscopy
013.44	Tuberculoma of spinal cord, tubercle bacilli not found (in sputum) by microscopy, but found by bacterial culture
013.45	Tuberculoma of spinal cord, tubercle bacilli not found by bacteriological examination, but tuberculosis confirmed histologically
013.46	Tuberculoma of spinal cord, tubercle bacilli not found by bacteriological or histological examination, but tuberculosis confirmed by other methods [inoculation of animals]
013.50	Tuberculous abscess of spinal cord, unspecified
013.51	Tuberculous abscess of spinal cord, bacteriological or histological examination not done
013.52	Tuberculous abscess of spinal cord, bacteriological or histological examination unknown (at present)
013.53	Tuberculous abscess of spinal cord, tubercle bacilli found in sputum) by microscopy
013.54	Tuberculous abscess of spinal cord, tubercle bacilli not found (in sputum) by microscopy, but found by bacterial culture
013.55	Tuberculous abscess of spinal cord, tubercle bacilli not found by bacteriological examination, but tuberculosis confirmed histologically

Diagnosis Code	Description
013.56	Tuberculous abscess of spinal cord, tubercle bacilli not found by bacteriological or histological examination, but tuberculosis confirmed by other methods [inoculation of animals]
013.60	Tuberculous encephalitis or myelitis, unspecified
013.61	Tuberculous encephalitis or myelitis, bacteriological or histological examination not done
013.62	Tuberculous encephalitis or myelitis, bacteriological or histological examination unknown(at present)
013.63	Tuberculous encephalitis or myelitis, tubercle bacilli found in sputum) by microscopy
013.64	Tuberculous encephalitis or myelitis, tubercle bacilli not found (in sputum) by microscopy, but found by bacterial culture
013.65	Tuberculous encephalitis or myelitis, tubercle bacilli not found by bacteriological examination, but tuberculosis confirmed histologically
013.66	Tuberculous encephalitis or myelitis, tubercle bacilli not found by bacteriological or histological examination, but tuberculosis confirmed by other methods [inoculation of animals]
013.80	Other specified tuberculosis of central nervous system, unspecified
013.81	Other specified tuberculosis of central nervous system, bacteriological or histological examination not done
013.82	Other specified tuberculosis of central nervous system, bacteriological or histological examination unknown (at present)
013.83	Other specified tuberculosis of central nervous system, tubercle bacilli found in sputum) by microscopy
013.84	Other specified tuberculosis of central nervous system, tubercle bacilli not found (in sputum) by microscopy, but found by bacterial culture
013.85	Other specified tuberculosis of central nervous system, tubercle bacilli not found by bacteriological examination, but tuberculosis confirmed histologically
013.86	Other specified tuberculosis of central nervous system, tubercle bacilli not found by bacteriological or histological examination, but tuberculosis confirmed by other methods [inoculation of animals]
013.90	Unspecified tuberculosis of central nervous system, unspecified
013.91	Unspecified tuberculosis of central nervous system, bacteriological or histological examination not done
013.92	Unspecified tuberculosis of central nervous system, bacteriological or histological examination unknown (at present)
013.93	Unspecified tuberculosis of central nervous system, tubercle bacilli found in sputum) by microscopy
013.94	Unspecified tuberculosis of central nervous system, tubercle bacilli not found (in sputum) by microscopy, but found by bacterial culture



Diagnosis Code	Description
013.95	Unspecified tuberculosis of central nervous system, tubercle bacilli not found by bacteriological examination, but tuberculosis confirmed histologically
013.96	Unspecified tuberculosis of central nervous system, tubercle bacilli not found by bacteriological or histological examination, but tuberculosis confirmed by other methods [inoculation of animals]
036.0	Meningococcal meningitis
036.1	Meningococcal encephalitis
045.00	Acute paralytic poliomyelitis specified as bulbar, poliovirus, unspecified type
045.01	Acute paralytic poliomyelitis specified as bulbar, poliovirus type I
045.02	Acute paralytic poliomyelitis specified as bulbar, poliovirus type II
045.03	Acute paralytic poliomyelitis specified as bulbar, poliovirus type III
045.10	Acute poliomyelitis with other paralysis, poliovirus, unspecified type
045.11	Acute poliomyelitis with other paralysis, poliovirus type I
045.12	Acute poliomyelitis with other paralysis, poliovirus type II
045.13	Acute poliomyelitis with other paralysis, poliovirus type III
045.90	Acute poliomyelitis, unspecified, poliovirus, unspecified type
045.91	Acute poliomyelitis, unspecified, poliovirus type I
045.92	Acute poliomyelitis, unspecified, poliovirus type II
045.93	Acute poliomyelitis, unspecified, poliovirus type III
054.3	Herpetic Meningoencephalitis
054.72	Herpes simplex meningitis
055.0	Postmeasles encephalitis
062.0	Japanese encephalitis
062.1	Western equine encephalitis
062.2	Eastern equine encephalitis
062.3	St Louis encephalitis
062.4	Australian encephalitis
062.5	California virus encephalitis
062.8	Other specified mosquito-borne viral encephalitis
062.9	Mosquito-borne viral encephalitis, unspecified
063.0	Russia spring-summer [Taiga] encephalitis
063.1	Louping ill
063.2	Central European encephalitis
063.8	Other specified tick-borne viral encephalitis
063.9	Tick-borne viral encephalitis, unspecified
064	Viral encephalitis transmitted by other and unspecified arthropods
066.2	Venezuelan equine fever
071	Rabies
072.1	Mumps meningitis

Diagnosis Code	Description
072.2	Mumps encephalitis
091.81	Acute syphilitic meningitis (secondary)
094.2	Syphilitic meningitis
094.81	Syphilitic encephalitis
098.82	Gonococcal meningitis
100.81	Leptospiral meningitis (aseptic)
100.89	Other specified leptospiral infections
112.83	Candidal meningitis
114.2	Coccidioidal meningitis
115.01	Infection by histoplasma capsulatum, meningitis
115.11	Infection by histoplasma duboisii, meningitis
115.91	Histoplasmosis, unspecified, meningitis
130.0	Meningoencephalitis due to toxoplasmosis
320.0	Hemophilus meningitis
320.1	Pneumococcal meningitis
320.2	Streptococcal meningitis
320.3	Staphylococcal meningitis
320.7	Meningitis in other bacterial diseases classified elsewhere
320.81	Anaerobic meningitis
320.82	Meningitis due to gram-negative bacteria, Not elsewhere classified
320.89	Meningitis due to other specified bacteria
320.9	Meningitis due to unspecified bacterium
321.0	Cryptococcal meningitis
321.1	Meningitis in other fungal diseases
321.2	Meningitis due to viruses, not elsewhere classified
321.3	Meningitis due to trypanosomiasis
323.0	Encephalitis in viral diseases
323.1	Encephalitis in rickettsial diseases classified elsewhere
323.2	Encephalitis in protozoal diseases classified elsewhere
323.4	Other encephalitis due to infection classified elsewhere
323.5	Encephalitis following immunization procedures
323.6	Postinfectious encephalitis
323.7	Toxic encephalitis
323.8	Other causes of encephalitis
323.9	Unspecified cause of encephalitis
324.0	Intracranial abscess
324.1	Intraspinal abscess
324.9	Intracranial and intraspinal abscess of unspecified site
325	Phlebitis and thrombophlebitis of intracranial venous sinuses

Diagnosis Code	Description
430	Subarachnoid hemorrhage
431	Intracerebral hemorrhage
432.9	Unspecified intracranial hemorrhage
433.01	Basilar artery, with cerebral infarction
433.11	Carotid artery, with cerebral infarction
433.21	Vertebral artery, with cerebral infarction
433.31	Multiple and bilateral, with cerebral infarction
433.81	Other specified precerebral artery, with cerebral infarction
433.91	Unspecified precerebral artery, with cerebral infarction
434.01	Cerebral thrombosis, with cerebral infarction
434.11	Cerebral embolism, with cerebral infarction
434.91	Cerebral artery occlusion, unspecified, with cerebral infarction
851.10	Cortex (cerebral) contusion with open intracranial wound, unspecified state of consciousness
851.11	Cortex (cerebral) contusion with open intracranial wound, with no loss of consciousness
851.12	Cortex (cerebral) contusion with open intracranial wound, with brief [less than one hour] loss of consciousness
851.13	Cortex (cerebral) contusion with open intracranial wound, with moderate [1-24 hours] loss of consciousness
851.14	Cortex (cerebral) contusion with open intracranial wound, with prolonged [more than 24 hours] loss of consciousness and return to pre-existing conscious level
851.15	Cortex (cerebral) contusion with open intracranial wound, with prolonged [more than 24 hours] loss of consciousness without return to pre-existing conscious level
851.16	Cortex (cerebral) contusion with open intracranial wound, with loss of consciousness of unspecified duration
851.19	Cortex (cerebral) contusion with open intracranial wound, with concussion, unspecified
851.20	Cortex (cerebral) laceration without mention of open intracranial wound, unspecified state of consciousness
851.21	Cortex (cerebral) laceration without mention of open intracranial wound, with no loss of consciousness
851.22	Cortex (cerebral) laceration without mention of open intracranial wound, with brief [less than one hour] loss of consciousness
851.23	Cortex (cerebral) laceration without mention of open intracranial wound, with moderate [1-24 hours] loss of consciousness
851.24	Cortex (cerebral) laceration without mention of open intracranial wound, with prolonged [more than 24 hours] loss of consciousness and return to pre-existing conscious level

Diagnosis Code	Description
851.25	Cortex (cerebral) laceration without mention of open intracranial wound, with prolonged [more than 24 hours] loss of consciousness without return to pre-existing conscious level
851.26	Cortex (cerebral) laceration without mention of open intracranial wound, with loss of consciousness of unspecified duration
851.29	Cortex (cerebral) laceration without mention of open intracranial wound, with concussion, unspecified
851.30	Cortex (cerebral) laceration with open intracranial wound, unspecified state of consciousness
851.31	Cortex (cerebral) laceration with open intracranial wound, with no loss of consciousness
851.32	Cortex (cerebral) laceration with open intracranial wound, with brief [less than one hour] loss of consciousness
851.33	Cortex (cerebral) laceration with open intracranial wound, with moderate [1-24 hours] loss of consciousness
851.34	Cortex (cerebral) laceration with open intracranial wound, with prolonged [more than 24 hours] loss of consciousness and return to pre-existing conscious level
851.35	Cortex (cerebral) laceration with open intracranial wound, with prolonged [more than 24 hours] loss of consciousness without return to pre-existing conscious level
851.36	Cortex (cerebral) laceration with open intracranial wound, with loss of consciousness of unspecified duration
851.39	Cortex (cerebral) laceration with open intracranial wound, with concussion, unspecified
851.50	Cerebellar or brain stem contusion with open intracranial wound, unspecified state of consciousness
851.51	Cerebellar or brain stem contusion with open intracranial wound, with no loss of consciousness
851.52	Cerebellar or brain stem contusion with open intracranial wound, with brief [less than one hour] loss of consciousness
851.53	Cerebellar or brain stem contusion with open intracranial wound, with moderate [1-24 hours] loss of consciousness
851.54	Cerebellar or brain stem contusion with open intracranial wound, with prolonged [more than 24 hours] loss of consciousness and return to pre-existing conscious level
851.55	Cerebellar or brain stem contusion with open intracranial wound, with prolonged [more than 24 hours] loss of consciousness without return to pre-existing conscious level
851.56	Cerebellar or brain stem contusion with open intracranial wound, with loss of consciousness of unspecified duration
851.59	Cerebellar or brain stem contusion with open intracranial wound, with concussion, unspecified
851.60	Cerebellar or brain stem laceration without mention of open intracranial wound, unspecified state of consciousness

Diagnosis Code	Description
851.61	Cerebellar or brain stem laceration without mention of open intracranial wound, with no loss of consciousness
851.62	Cerebellar or brain stem laceration without mention of open intracranial wound, with brief [less than one hour] loss of consciousness
851.63	Cerebellar or brain stem laceration without mention of open intracranial wound, with moderate [1-24 hours] loss of consciousness
851.64	Cerebellar or brain stem laceration without mention of open intracranial wound, with prolonged [more than 24 hours] loss of consciousness and return to pre-existing conscious level
851.65	Cerebellar or brain stem laceration without mention of open intracranial wound, with prolonged [more than 24 hours] loss of consciousness without return to pre-existing conscious level
851.66	Cerebellar or brain stem laceration without mention of open intracranial wound, with loss of consciousness of unspecified duration
851.69	Cerebellar or brain stem laceration without mention of open intracranial wound, with concussion, unspecified
851.70	Cerebellar or brain stem laceration with open intracranial wound, unspecified state of consciousness
851.71	Cerebellar or brain stem laceration with open intracranial wound, with no loss of consciousness
851.72	Cerebellar or brain stem laceration with open intracranial wound, with brief [less than one hour] loss of consciousness
851.73	Cerebellar or brain stem laceration with open intracranial wound, with moderate [1-24 hours] loss of consciousness
851.74	Cerebellar or brain stem laceration with open intracranial wound, with prolonged [more than 24 hours] loss of consciousness and return to pre-existing conscious level
851.75	Cerebellar or brain stem laceration with open intracranial wound, with prolonged [more than 24 hours] loss of consciousness without return to pre-existing conscious level
851.76	Cerebellar or brain stem laceration with open intracranial wound, with loss of consciousness of unspecified duration
851.79	Cerebellar or brain stem laceration with open intracranial wound, with concussion, unspecified
851.80	Other and unspecified cerebral laceration and contusion, without mention of open intracranial wound, unspecified state of consciousness
851.81	Other and unspecified cerebral laceration and contusion, without mention of open intracranial wound, with no loss of consciousness
851.82	Other and unspecified cerebral laceration and contusion, without mention of open intracranial wound, with brief [less than one hour] loss of consciousness
851.83	Other and unspecified cerebral laceration and contusion, without mention of open intracranial wound, with moderate [1-24 hours] loss of consciousness

Diagnosis Code	Description
851.84	Other and unspecified cerebral laceration and contusion, without mention of open intracranial wound, with prolonged [more than 24 hours] loss of consciousness and return to pre-existing conscious level
851.85	Other and unspecified cerebral laceration and contusion, without mention of open intracranial wound, with prolonged [more than 24 hours] loss of consciousness without return to pre-existing conscious level
851.86	Other and unspecified cerebral laceration and contusion, without mention of open intracranial wound, with loss of consciousness of unspecified duration
851.89	Other and unspecified cerebral laceration and contusion, without mention of open intracranial wound, with concussion, unspecified
851.90	Other and unspecified cerebral laceration and contusion, with open intracranial wound, unspecified state of consciousness
851.91	Other and unspecified cerebral laceration and contusion, with open intracranial wound, with no loss of consciousness
851.92	Other and unspecified cerebral laceration and contusion, with open intracranial wound, with brief [less than one hour] loss of consciousness
851.93	Other and unspecified cerebral laceration and contusion, with open intracranial wound, with moderate [1-24 hours] loss of consciousness
851.94	Other and unspecified cerebral laceration and contusion, with open intracranial wound, with prolonged [more than 24 hours] loss of consciousness and return to pre-existing conscious level
851.95	Other and unspecified cerebral laceration and contusion, with open intracranial wound, with prolonged [more than 24 hours] loss of consciousness without return to pre-existing conscious level
851.96	Other and unspecified cerebral laceration and contusion, with open intracranial wound, with loss of consciousness of unspecified duration
851.99	Other and unspecified cerebral laceration and contusion, with open intracranial wound, with concussion, unspecified
852.00	Subarachnoid hemorrhage following injury without mention of open intracranial wound, unspecified state of consciousness
852.01	Subarachnoid hemorrhage following injury without mention of open intracranial wound, with no loss of consciousness
852.02	Subarachnoid hemorrhage following injury without mention of open intracranial wound, with brief [less than one hour] loss of consciousness
852.03	Subarachnoid hemorrhage following injury without mention of open intracranial wound, with moderate [1-24 hours] loss of consciousness
852.04	Subarachnoid hemorrhage following injury without mention of open intracranial wound, with prolonged [more than 24 hours] loss of consciousness and return to pre-existing conscious level

Diagnosis Code	Description
852.05	Subarachnoid hemorrhage following injury without mention of open intracranial wound, with prolonged [more than 24 hours] loss of consciousness without return to pre-existing conscious level
852.06	Subarachnoid hemorrhage following injury without mention of open intracranial wound, with loss of consciousness of unspecified duration
852.09	Subarachnoid hemorrhage following injury without mention of open intracranial wound, with concussion, unspecified
852.10	Subarachnoid hemorrhage following injury with open intracranial wound, unspecified state of consciousness
852.11	Subarachnoid hemorrhage following injury with open intracranial wound, with no loss of consciousness
852.12	Subarachnoid hemorrhage following injury with open intracranial wound, with brief [less than one hour] loss of consciousness
852.13	Subarachnoid hemorrhage following injury with open intracranial wound, with moderate [1-24 hours] loss of consciousness
852.14	Subarachnoid hemorrhage following injury with open intracranial wound, with prolonged [more than 24 hours] loss of consciousness and return to pre-existing conscious level
852.15	Subarachnoid hemorrhage following injury with open intracranial wound, with prolonged [more than 24 hours] loss of consciousness without return to pre-existing conscious level
852.16	Subarachnoid hemorrhage following injury with open intracranial wound, with loss of consciousness of unspecified duration
852.19	Subarachnoid hemorrhage following injury with open intracranial wound, with concussion, unspecified
852.30	Subdural hemorrhage following injury with open intracranial wound, unspecified state of consciousness
852.31	Subdural hemorrhage following injury with open intracranial wound, with no loss of consciousness
852.32	Subdural hemorrhage following injury with open intracranial wound, with brief [less than one hour] loss of consciousness
852.33	Subdural hemorrhage following injury with open intracranial wound, with moderate [1-24 hours] loss of consciousness
852.34	Subdural hemorrhage following injury with open intracranial wound, with prolonged [more than 24 hours] loss of consciousness and return to pre-existing conscious level
852.35	Subdural hemorrhage following injury with open intracranial wound, with prolonged [more than 24 hours] loss of consciousness without return to pre-existing conscious level
852.36	Subdural hemorrhage following injury with open intracranial wound, with loss of consciousness of unspecified duration

Diagnosis Code	Description
852.39	Subdural hemorrhage following injury with open intracranial wound, with concussion, unspecified
853.00	Other and unspecified intracranial hemorrhage following injury, Without mention of open intracranial wound, unspecified state of consciousness
853.01	Other and unspecified intracranial hemorrhage following injury, Without mention of open intracranial wound, with no loss of consciousness
853.02	Other and unspecified intracranial hemorrhage following injury, Without mention of open intracranial wound, with brief [less than one hour] loss of consciousness
853.03	Other and unspecified intracranial hemorrhage following injury, Without mention of open intracranial wound, with moderate [1-24 hours] loss of consciousness
853.04	Other and unspecified intracranial hemorrhage following injury, Without mention of open intracranial wound, with prolonged [more than 24 hours] loss of consciousness and return to pre-existing conscious level
853.05	Other and unspecified intracranial hemorrhage following injury, Without mention of open intracranial wound, with prolonged [more than 24 hours] loss of consciousness without return to pre-existing conscious level
853.06	Other and unspecified intracranial hemorrhage following injury, Without mention of open intracranial wound, with loss of consciousness of unspecified duration
853.09	Other and unspecified intracranial hemorrhage following injury, Without mention of open intracranial wound, with concussion, unspecified
853.10	Other and unspecified intracranial hemorrhage following injury, With open intracranial wound, unspecified state of consciousness
853.11	Other and unspecified intracranial hemorrhage following injury, With open intracranial wound, with no loss of consciousness
853.12	Other and unspecified intracranial hemorrhage following injury, With open intracranial wound, with brief [less than one hour] loss of consciousness
853.13	Other and unspecified intracranial hemorrhage following injury, With open intracranial wound, with moderate [1-24 hours] loss of consciousness
853.14	Other and unspecified intracranial hemorrhage following injury, With open intracranial wound, with prolonged [more than 24 hours] loss of consciousness and return to pre-existing conscious level
853.15	Other and unspecified intracranial hemorrhage following injury, With open intracranial wound, with prolonged [more than 24 hours] loss of consciousness without return to pre-existing conscious level
853.16	Other and unspecified intracranial hemorrhage following injury, With open intracranial wound, with loss of consciousness of unspecified duration
853.19	Other and unspecified intracranial hemorrhage following injury, With open intracranial wound, with concussion, unspecified-
854.10	Intracranial injury of other and unspecified nature, With open intracranial wound, unspecified state of consciousness



Diagnosis Code	Description
854.11	Intracranial injury of other and unspecified nature, With open intracranial wound, with no loss of consciousness
854.12	Intracranial injury of other and unspecified nature, With open intracranial wound, with brief [less than one hour] loss of consciousness
854.13	Intracranial injury of other and unspecified nature, With open intracranial wound, with moderate [1-24 hours] loss of consciousness
854.14	Intracranial injury of other and unspecified nature, With open intracranial wound, with prolonged [more than 24 hours] loss of consciousness and return to pre-existing conscious level
854.15	Intracranial injury of other and unspecified nature, With open intracranial wound, with prolonged [more than 24 hours] loss of consciousness without return to pre-existing conscious level
854.16	Intracranial injury of other and unspecified nature, With open intracranial wound, with loss of consciousness of unspecified duration
854.19	Intracranial injury of other and unspecified nature, With open intracranial wound, with concussion, unspecified

## BILLING CODE 4121-01-C

## (3) DRG 3 (Craniotomy Age 0-17)

In the May 18, 2004, proposed rule, we addressed a comment we had received stating concern that DRG 3 has not been reviewed, while DRGs 1 and 2 have had some revisions. The commenter believed that, particularly with the removal of major trauma cases, age distinctions may no longer be significant for craniotomies and the other intracranial procedures classified in DRGs 1 through 3. The commenter stated that it may be more consistent, from both a clinical and resource perspective, to simply eliminate DRG 3 and redistribute the pediatric and juvenile cases to DRGs 1 and 2 based on the procedures performed and the complications or comorbidities present, instead. We stated that this analysis would require supplemental data from non-MedPAR sources.

We noted in the proposed rule that the primary focus of updates to the Medicare DRG classification system is on changes relating to the Medicare patient population, not the pediatric patient population. In the FY 2003 data, there were only two cases assigned to DRG 3. Therefore, we did not believe a proposal to address the commenter's request was warranted. We indicated that we are aware that the Medicare DRGs are sometimes used to classify other patient populations. We advised those non-Medicare systems that need a more up-to-date system to consider choosing from other systems that are currently in use in this country, or developing their own modifications.

*Comment:* One commenter agreed that there does not appear to be a need to address DRG 3 at this time. However, the commenter noted that other payers, such as many Medicaid payers, reimburse based on DRG groupings and requested that we consider those payers when addressing proposed changes to the DRG system in the future.

*Response:* For this final rule, we will not be making any changes to DRG 3. Decisions about the use of DRGs in Medicaid are made by the states. As we stated previously, the primary focus of our updates to the Medicare DRG classification system is on changes relating to the Medicare patient population.

## b. Coronary Stent Procedures

In the May 18, 2004, proposed rule, we addressed recommendations that we had received from several industry representatives about the DRG assignments for coronary artery stents. These representatives expressed concern about whether the reimbursement for stents is adequate, especially for insertion of multiple stents. They also expressed concern about whether the current DRG structure represents the most clinically coherent classification of stent cases.

We received two comprehensive recommendations for refinement and restructuring of the current coronary stent DRGs. The current DRG structure incorporates stent cases into the following two pairs of DRGs, depending on whether bare metal or drug-eluting stents are used and whether acute myocardial infarction (AMI) is present:

- DRG 516 (Percutaneous Cardiovascular Procedures With AMI)
- DRG 517 (Percutaneous Cardiovascular Procedures With Nondrug-Eluting Stent Without AMI)
- DRG 526 (Percutaneous Cardiovascular Procedures With Drug-Eluting Stent With AMI)
- DRG 527 (Percutaneous Cardiovascular Procedures With Drug-Eluting Stent Without AMI)

One of the recommendations involved restructuring these DRGs to create two additional stent DRGs that are closely patterned after these existing pairs and that would reflect insertion of multiple stents with and without AMI. The manufacturer recommended incorporating either stenting code 36.06 (Insertion of nondrug-eluting coronary artery stent(s)) or code 36.07 (Insertion of drug-eluting coronary artery stent(s)) when they are reported along with code 36.05 (Multiple vessel percutaneous transluminal coronary angioplasty [PTCA] or coronary atherectomy performed during the same operation, with or without mention of thrombolytic agent). The manufacturer expressed concern that hospitals are steering patients toward coronary artery bypass graft surgery in place of stenting in order to avoid significant financial losses due to what it considered the inadequate reimbursement for inserting multiple stents.

We appreciated receiving the manufacturer's recommendation, and agree that the DRG classification of cases involving coronary stents must be clinically coherent and provide for adequate reimbursement, including

adequate reimbursement of cases requiring multiple stents. We also agree that the recommendation has some merits and deserves further study. However, as stated in the proposed rule, we believed that it was premature to act on this recommendation for two reasons. One reason is that the current coding structure for coronary artery stents cannot distinguish cases in which multiple stents are inserted from cases in which only a single stent is inserted. Current codes are able to identify performance of PTCA in more than one vessel by use of code 36.05. However, while this code indicates that PTCA was performed in more than one vessel, its use does not reflect the exact number of procedures performed or the exact number of vessels treated. Similarly, when codes 36.06 and 36.07 are used, they document the insertion of at least one stent. However, these stenting codes do not identify how many stents were inserted in a procedure, nor distinguish insertion of a single stent from insertion of multiple stents. Even the use of one of the stenting codes in conjunction with multiple-PTCA code 36.05 does not distinguish insertion of a single stent from insertion of multiple stents. The use of code 36.05 in conjunction with code 36.06 or code 36.07 indicates only performance of PTCA in more than one vessel, along with insertion of at least one stent. The precise numbers of PTCA-treated vessels, the number of vessels into which stents were inserted, and the total number of stents inserted in all treated vessels cannot be determined. Therefore, the capabilities of the current coding structure do not permit the distinction between single vessel stenting and multiple vessel stenting that would be required under the recommended restructuring of the stenting DRGs.

In addition, because the FDA approved drug-eluting stents for use in April 2003, the distinct DRGs for drug-eluting stents have only been effective for payment for a little over a year. The MedPAR file thus does not contain a full year of data with which to conduct the requisite analysis to evaluate the adequacy of the current structure of four stenting DRGs. In the proposed rule, we indicated that we would consider this recommendation as we evaluate the current DRG structure once adequate data on the current stenting DRGs become available. We also stated in the proposed rule that we believe it is still premature to undertake such a thorough restructuring of the stent DRGs.

The second recommendation was that we transform the current structure of stenting DRGs into two new pairs of DRGs, reclassifying stenting cases

according to whether bare metal or drug-eluting stents are used (as with the present DRGs) and whether the cases are "complex" or "noncomplex." The manufacturer indicated that complex cases are those that include certain comorbid conditions or procedural factors such as hypertensive renal failure, diabetes, AMI, and multivessel PCI. The manufacturer further indicated that this structure would provide an improvement in both clinical and resource coherence over the current structure that classifies cases according to the type of stent inserted and the presence or absence of AMI alone, without considering other complicating conditions. Specifically, the manufacturer recommended replacing the current structure with the following four DRGs:

- Recommended restructured DRG 516 (Complex percutaneous cardiovascular procedures with nondrug-eluting stents)
- Recommended restructured DRG 517 (Noncomplex percutaneous cardiovascular procedures with nondrug-eluting stents)
- Recommended restructured DRG 526 (Complex percutaneous cardiovascular procedures with drug-eluting stents)
- Recommended restructured DRG 527 (Noncomplex percutaneous cardiovascular procedures with drug-eluting stents)

The manufacturer presented an analysis based on FY 2002 MedPAR data, in which it evaluated charges and lengths of stay for cases with expected high resource use, and reclassified cases into the recommended new structure of paired "complex" and "noncomplex" DRGs. The analysis shows some coherence of clinical and resource coherence in the recommended DRG structure. However, as we stated in the proposed rule, the analysis does not yet provide a convincing case for adopting the recommended restructure. First, the analysis does not reveal significant gains in resource coherence compared to existing DRGs for stenting cases. Second, the analysis is limited in assessing the feasibility of using the recommended DRG restructure versus the current DRG structure for classification of stent cases. Because the manufacturer used FY 2002 MedPAR data in its analysis, it was not able to compare the resource coherence of the recommended structure with the current structure of four DRGs, but only with the two DRGs that preceded the approval of drug-eluting stents. While the manufacturer asserted that "similar results would be expected" from a comparison between its recommended

DRG restructure and the current DRG structure, we do not believe that it is advisable to undertake a critical DRG restructuring without examining the recommendation against actual experience under the current structure. As we stated in the proposed rule, we believe that this recommendation may have merit, and we will conduct a full analysis of the recommendation in comparison to the other recommendation for DRG revision and to the current DRG structure once adequate data become available.

The drug-eluting stents had not yet been FDA approved when we calculated the relative weights for DRGs 526 and 527 for the FY 2003 IPPS final rule. Therefore, in the absence of MedPAR data, we based our FY 2003 relative weight calculations on prices in countries where drug-eluting stents were already being used. A full discussion of this process can be found in the FY 2004 IPPS final rule (68 FR 45370). For computation of the proposed relative weights for FY 2005 in the May 18, 2004 proposed rule, we used the December update of FY 2003 MedPAR data. (As stated in the June 25, 2004 correction notice (69 FR 35921), there have been a total of approximately 11,084 cases in DRG 526, and 48,097 cases in DRG 527, with adjustments made for transfers to other facilities.) For computation of the final FY 2005 relative weights, we are using the March FY 2004 update of the FY 2003 MedPAR data file for cases in these two DRGs. No foreign data have been used to compute the relative weights for DRGs 526 and 527 in FY 2005.

We received a number of comments concerning coronary stents, both bare and drug-eluting in response to the May 18, 2004, proposed rule. As noted above, we had discussed two external recommendations for refinement or restructuring of the current coronary stent DRGs (69 FR 28222). At that time, we indicated that we believed that arguments for change might have merit. However, as there was not an adequate database upon which to structure a DRG revision, and because the two proposals were so dissimilar, we indicated that we would continue to monitor the coronary stent DRGs and would review the DRG structure once adequate data became available. We will continue to review the data carefully and will assess whether a revised DRG structure is appropriate when we have more than 11 months of data experience. The FDA approved the drug-eluting stent for use in April 2003. Therefore, our MedPAR payment data collection began at that time.

*Comment:* Two commenters supported the complex vs. noncomplex case-mix DRG pairs option. The commenters suggested that the complexities be based on diagnoses of congestive heart failure, cerebral vascular disease, renal failure, AMI, and the presence of a multiple vessel procedure. (We believe that the commenter intended the latter complexity to be the presence of code 36.05 (Multiple vessel percutaneous transluminal coronary angioplasty [PTCA] or coronary atherectomy performed during the same operation, with or without mention of thrombolytic agent) in the same inpatient episode.)

*Response:* We take this opportunity to clarify that we did not offer a choice between two options in the proposed rule. We discussed the two options that had been suggested to us. However, we determined that it was premature to

undertake a thorough restructuring of the four current stent DRGs, both because the recommendations differed so completely from each other and because we lacked data of adequate historical duration with which to make a comprehensive analysis.

We note that FDA is in the process of determining the efficacy of drug-eluting stents in high-risk patient clinical trials, and acute myocardial infarction (AMI) has been identified as one of the high-risk triggers. We do not believe it is appropriate to further use high-risk triggers such as AMI to structure the stent DRGs until FDA's work is complete.

*Comment:* One commenter recommended restructuring of the four existing stent DRGs (DRG 516, 517, 526, and 527) by complex and noncomplex components. Specifically, the commenter suggested replacing the existing DRG structure that

distinguishes between "with and without AMI" and the presence of bare or drug-eluting stents with a structure distinguishing between "with and without complexity." In performing its analysis, the commenter reviewed charges within each of the four stent DRGs and then stratified the cases into groups with and without the following comorbidities or procedural characteristics: a principal diagnosis of AMI, or any secondary diagnosis of congestive heart failure, renal failure, cerebrovascular disease, or cases including code 36.05, reflecting multiple vessel procedure. The commenter classified cases with the above characteristics as "complex" and cases without these characteristics as "noncomplex."

The commenter included the following table for comparison purposes:

Group	Number	Mean Charge
Current DRG 516	10,520	\$41,788
Current DRG 517	21,472	34,616
"Complex" DRG 516 - proposed by commenter	17,413	41,762
"Noncomplex" DRG 517 - proposed by commenter	14,579	31,256
Current DRG 526	3,337	51,746
Current DRG 527	12,645	41,849
"Complex" Complex DRG 526 - proposed by commenter	7,437	51,054
"Noncomplex" DRG 527 - proposed by commenter	8,585	37,767

The commenter's conclusion was that a diagnosis of AMI, by itself, was not an accurate reflection of the most resource-intensive procedures associated with coronary stenting.

*Response:* We appreciate the considerable thought and study that went into the analysis that was submitted. However, in reviewing the comparison, we identified the similarities of the mean charges between the current DRGs and the proposed complex DRGs, and the fact that in every single comparison, the mean charges go down in the complex DRGs. For example, according to the table, current DRG 516 has mean charges of \$41,788, while the proposed complex revision of DRG 516 has mean charges of \$41,762. This is a decrease of \$26. Also, current DRG 526 has mean charges of \$51,746, while the proposed complex

revision of DRG 526 has mean charges of \$51,054. This is a decrease of \$692. These results indicate to us that the current DRG structure is accurate in terms of resource consumption.

In addition, we note that under the commenter's proposal, the number of cases in the complex DRG categories, while the number of noncomplex cases decreases. There would be a shift in the number of cases per DRG, but each case would have lower average charges per case, which would reduce the relative weight of all four DRGs. We are hesitant to adopt this approach, given the comments and concerns that reimbursement for stenting procedures is already under funded.

*Comment:* One commenter supported our proposal to maintain temporary DRGs 526 and 527.

*Response:* We appreciate the commenter's support of these temporary DRGs. In the FY 2003 IPPS final rule (67 FR 50004), we stated that we expect that when claims data are available that reflect the use of drug-eluting stents, we would combine drug-eluting stents cases with other stent cases in DRGs 516 and 517. A change of that nature would be subject to an analysis of the claims data to determine whether these data reflect a significant reduction in the use of bare stents, due to the overwhelming industry acceptance of the more efficacious drug-eluting stent. At this time, with only 11 months of claims data, we believe that changes to these DRG pairs would be premature. We will continue our analysis and monitor the data for these cases.

*Comment:* One commenter expressed concern that the relative weights

published in Table 5 of the Addendum to the proposed rule (69 FR 28642) were inadequate to cover the costs of procedures involving this technology and might provide financial incentives for hospitals to use less effective technologies (such as bare metal stents) or more invasive coronary artery bypass graft (CABG) procedures for Medicare beneficiaries.

*Response:* We note that the relative weights listed in Table 5 of the proposed rule are based on MedPAR hospital charge data as of the December 2003 update of the files, which were not as complete for FY 2003 as the data are now. The relative weights in this final rule are based on the March FY 2004 update of the FY 2003 MedPAR file, and reflect a more comprehensive picture of hospital charges. The final weight for DRG 516 is 2.6457, for DRG 517 is 2.1106, for DRG 526 is 2.9741, and for DRG 527 is 2.3282.

We also point out that the DRG base rate computed using relative weights is only part of the formula used to determine what each hospital is paid for each case. Additional payment is made to each hospital based on its unique structure, including indirect medical education, area wage levels, disproportionate share adjustment, and any applicable cost-of-living adjustments in Alaska and Hawaii. Hospitals may also receive outlier payments for certain cases involving extraordinary high costs.

We are concerned by the comment regarding the provision of CABG procedures when less appropriate to the patient than drug-eluting therapy. One commenter believed the conversion from CABG to drug-eluting stent therapy has already begun and cited MedPAR data to prove its point. These data show that during the first quarter of full drug-eluting stent availability (July, August, and September 2003), Medicare CABG discharges declined 9.3 percent from the same quarter in the previous year. The commenter also noted a corresponding increase in stenting procedures.

In addition, it has come to our attention that there may be some coding errors that are contributing to an erroneous data and reimbursement case-mix profile for hospitals. Specifically, it has been suggested that some hospitals may be reluctant to include a code for vessel angioplasty in conjunction with stent placement. Apparently some hospital staff have expressed concerns that a "true" angioplasty is not being performed, and that they will therefore be censured by regulatory agencies for erroneous coding. Therefore, these hospitals have instructed their coding staff not to include a code describing

angioplasty of a vessel and only to include a code for insertion of a stent or stents.

This action is not proper. The AHA publication, *Coding Clinic for ICD-9-CM*, Fourth Quarter, 1996, specifically instructs that a code for angioplasty, by any technique, be used when an angioplasty is performed in the placement of a stent or stents (page 63). Therefore, the correct coding for insertion of coronary stent(s) requires two codes. One code describes the angioplasty: 36.01 (Single vessel percutaneous transluminal coronary angioplasty [PTCA] or coronary atherectomy without mention of thrombolytic agent); 36.02 (Single vessel percutaneous transluminal coronary angioplasty [PTCA] or coronary atherectomy with mention of thrombolytic agent); or 36.03 (Open chest coronary artery angioplasty, or 36.05. The second code describes which stent was inserted: either 36.06 (Insertion of non drug-eluting coronary artery stent(s)) or 36.07 (Insertion of drug-eluting coronary artery stent(s)). Failure to record the angioplasty procedure will result in assignment of the case to the medical DRG instead of the correct surgical DRG. This erroneous coding action will have an impact on many levels. It will result in incorrect data in the database, which in turn will result in an erroneous base upon which future DRG relative weights are calculated. In addition, in the short term, it will result in reduced revenue to the hospitals because of the incorrect DRG assignment for all cases in which incorrect coding occurs.

*Comment:* One commenter indicated that there is a disincentive for the insertion of multiple drug-eluting stents placed during the same inpatient admission. This commenter indicated that there might be pressures on physicians to bring patients back for an additional stent procedure on a subsequent admission. Another commenter suggested that, as an interim approach, code 36.05 be used as a trigger for DRG assignment to a newly created DRG, or act as a trigger for an add-on payment for each stent. The commenter's justification for this suggestion was that, because current medical practice indicates that over 85 percent of balloon angioplasties currently involve a concurrent insertion of a stent, code 36.05 could serve as a good surrogate code until such time as new codes are created and available for use.

*Response:* One of the suggestions received that we discussed in the proposed rule recommended that two new DRGs be created based on multiple-

vessel procedures with drug-eluting stent(s) and the presence or absence of an AMI. The suggester's argument was that the presence of code 36.05, which shows treatment of multiple vessels, also indicates that more than one stent was inserted. We considered this assertion in the proposed rule because we recognize that current ICD-9-CM codes do not adequately describe the insertion of more than one stent. However, as we discussed in the proposed rule, we believe that the presence of code 36.05 only indicates that more than one vessel was surgically treated. It does not indicate that more than one stent was placed in all cases. We reiterate that no conclusions can be drawn regarding the number of stents inserted based upon the number of vessels treated. Therefore, we are not prepared to make DRG adjustments based on the commenter's assertion. In addition, we are not prepared to assume that the presence of code 36.05 is solely responsible for any higher charges associated with these cases.

We do believe that there is a need to further identify the insertion of multiple stents and will work with industry representatives to conceptualize the most appropriate ICD-9-CM procedure code or codes to capture this data. The topic of a new code or codes for multiple stent insertion will be addressed at the October 7, 2004 ICD-9-CM Coordination and Maintenance Committee meeting at CMS' headquarters in Baltimore, MD.

*Comment:* One commenter expressed concern about the implication of maintaining separate and distinct DRGs for drug-eluting stents and encouraged CMS to consider fully the impact on less expensive technologies, such as intravascular brachytherapy (IVBT). IVBT is the use of vascular radiation delivered inside an artery to reduce the incidence of restenosis. The commenter noted that the DRG system should not create financial incentives to use drug-eluting stents when the clinical outcomes and costs of other treatments are similar or better in the appropriate patient populations.

*Response:* As we have stated above in response to other comments, in the absence of more complete data and without thorough evaluation, we are reluctant to undertake any restructuring of these four DRGs (516, 517, 526, and 527) for FY 2005. Therefore, these DRGs will continue to be structured as they currently are. In the upcoming fiscal year, as in the past, we will be closely monitoring our own data, outside data, and any FDA decision on the efficacy of stent placement in a high-risk AMI population. We will also consider

alternative therapies, such as IVBT, as part of that process.

c. Severe Sepsis

In the May 18, 2004, proposed rule, we addressed a comment we had received that recommended a separate DRG be assigned to the diagnosis of severe sepsis. Patients admitted with sepsis currently are assigned to DRG 416 (Septicemia Age > 17) and DRG 417 (Septicemia Age 0-17) in MDC 18 (Infectious and Parasitic Diseases, Systemic or Unspecified Sites). The commenter contended that the costs of caring for patients with severe sepsis exceed those costs associated with other types of sepsis. Therefore, the commenter indicated, severe sepsis should be given a separate, unique DRG. Furthermore, the commenter requested that all cases in which severe sepsis is present on admission, as well as those cases in which it develops after admission (which are currently classified elsewhere) be included in this new DRG. The commenter suggested using various coexisting conditions and their corresponding ICD-9-CM codes (for example, respiratory failure or hypotension and renal failure) to identify patients with severe sepsis. The conditions suggested do not describe a clinically coherent set of patients that have severe sepsis. Using this list of conditions would erroneously identify patients as having severe sepsis.

We acknowledge the high costs of caring for seriously ill patients with sepsis. However, we do not find, from a clinical perspective, that a subset of patients with severe sepsis exists to the degree that a separate DRG classification is justified. Sepsis in all forms is quite common across many DRGs in the Medicare population. In addition, we do not believe that the commenter's suggested defining criteria for severe sepsis are specific, accurate, or unique enough to warrant a new DRG classification. Therefore, in the May 18, 2004, proposed rule, we did not propose any change to the current DRG structure for sepsis.

*Comment:* Several commenters agreed with our proposal not to create a new DRG for severe sepsis. Some of the commenters mentioned coding problems that exist with new codes 995.90 through 995.94 that were created to capture Systemic Inflammatory Response Syndrome (SIRS). The commenters acknowledged that the codes were specifically created to capture severe sepsis. However, they indicated that there has been much confusion among coders in their use. The commenters mentioned coding notes included in the ICD-9-CM book

that appear to be contradictory. The commenters agreed that it was not appropriate to modify the DRGs at this time, given the uncertainty about the use of the SIRS codes and the accuracy of the reported data.

One commenter recommended continued monitoring of the population with severe sepsis in the future. Another commenter supported our proposal not to create a new DRG for severe sepsis, given the data and information provided.

*Response:* We agree with the commenters that there has been confusion in the correct use of the SIRS codes based on use of the ICD-9-CM code book. The related section of the ICD-9-CM code book is being revised on October 1, 2004, to help resolve this confusion. Additional coding instructions are also being developed on the correct use of these codes. These instructions will be published in the American Hospital Association's *Coding Clinic for ICD-9-CM*. These actions should lead to more consistency in identifying and reporting cases of severe sepsis. Once this information is available, CMS will review the data to determine any needed modifications to the DRG to better capture severe sepsis. We agree with the commenters that we should not create a new DRG for severe sepsis based on the currently available data, and that we should continue to monitor the population with severe sepsis in order to better characterize resource utilization in these patients.

*Comment:* One commenter expressed disagreement with our decision not to modify the DRGs to capture severe sepsis. The commenter asserted that using the accepted definition of severe sepsis—"a systemic inflammatory response to infection associated with acute organ dysfunction"—was adequate to identify patients for the purpose of creating new DRGs. The commenter also asserted that severe sepsis is common, deadly, and costly; that it involves extensive use of intensive care unit resources; and that it is inadequately represented by the use of ICD-9-CM procedure code 00.11 (Infusion of diotrecogin alfa (activated)).

*Response:* We agree with the commenter that severe sepsis is a common, deadly, and costly clinical entity. We also acknowledge that the current coding for all forms of sepsis is problematic. We believe that the creation of code 00.17 (Infusion of vasopressor agent), which goes into effect on October 1, 2004, in combination with code 00.11 and the SIRS codes 995.90 through 995.94, will help to better identify patients with

severe sepsis. We also note, as mentioned above, that improved and modified coding instructions and guidelines will be available in October 2004. However, we continue to believe that a separate DRG for severe sepsis is not appropriate at this time based on the available data. We believe that the defining criteria for severe sepsis, using the currently available ICD-9-CM codes, are not specific, accurate, or unique enough to warrant a new DRG classification. However, we anticipate receiving data using the new and modified codes and instructions and will consider this issue again in the future.

*Comment:* One commenter disagreed with our decision not to create a new DRG for severe sepsis. The commenter urged CMS to "recognize severe sepsis as a clinically coherent condition associated with high mortality and a patient population displaying similar characteristics in terms of outcome and costs incurred for treatment, which thereby deserves its own DRG." The commenter asserted that the current DRG for sepsis uses the clinically obsolete term "septicemia." The commenter also stated that severe sepsis cases now classify to 339 different DRGs; however, these DRGs do not distinguish between cases with and without severe sepsis. The commenter believed that payment for cases in which severe sepsis occurs is inadequate and urged us to work closely with the Critical Care Work Group in the development of a new DRG.

*Response:* We agree with the commenter that severe sepsis cases fall into a wide spectrum of DRGs, and therein lies the problem. The ICD-9-CM coding system has lacked the requisite specificity and accuracy needed to identify patients with severe sepsis. While new codes were created specifically for this purpose (codes 995.90 through 995.94), coders have had difficulty in consistently using the codes. We have worked closely with the Centers for Disease Control and Prevention to make refinements to the coding notes and instructions so that these codes can be more consistently applied. These revised notes and instructions will go into effect on October 1, 2004. We believe that when more consistent data are submitted, we will have the necessary information to propose further refinements in the DRGs to better capture severe sepsis. As mentioned before, CMS will closely monitor the classification of patients with severe sepsis in the near future, particularly with regard to the use of other codes commonly reported for patients with severe sepsis such as new

code 00.17 (Infusion of vasopressor agent) and code 00.11 (Infusion of diotrecogin alfa (activated)). We will also work closely with the American Hospital Association and the American Health Information Management Association on their efforts to provide education to coders in the correct use of the severe sepsis codes (SIRS codes 995.90 through 995.94).

*Comment:* One commenter believed that CMS was shortsighted in its failure to create a new DRG for severe sepsis. The commenter also noted that severe sepsis is a widespread and deadly disease that has been defined since 1992, and that severe sepsis cases currently classify into 339 DRGs. The commenter asserted that grouping these cases together in at least one DRG would enhance hospitals and practitioners' ability to understand the disease and its treatment as well as to evaluate the costs of care. This commenter further asserted that only a small proportion of patients with severe sepsis and organ dysfunction are assigned to DRG 416 (Septicemia Age >17) and DRG 417 (Septicemia Age 0-17), and that a large number of surgical cases with severe sepsis are ignored. The commenter also noted that cases of severe sepsis that develop after admission typically are classified in other DRGs.

This commenter mentioned the set of proposed criteria put forth by another commenter to define severe sepsis ("a systemic inflammatory response syndrome associated with organ dysfunction, hypoperfusion, or hypotension") and asserted that this definition has been widely accepted within the international clinical community, that it is encompassed by code 995.92 (Systemic inflammatory response syndrome due to infectious process with organ dysfunction), and that it should be used to identify patients for classification to a new DRG.

*Response:* As mentioned earlier, we recognize that severe sepsis is a widespread and deadly disease that accompanies a wide spectrum of other diagnoses. We also recognize that it frequently develops after admission, and that it is a frequent complication of surgical cases. In addition, we recognize that current coding practices are problematic, and we look forward to better refining our ability to identify patients with severe sepsis by using codes 00.11 and 00.17 and the SIRS series of codes. We look forward to working with groups represented by the commenters in the future to optimize the DRG system to best serve this important Medicare patient population.

#### d. Implantable Cardiac Defibrillators

There is a range of implantable cardiac defibrillators (ICDs) available on the market from extremely complex devices with multiple leads, settings, and functions to simpler models with a single lead and simpler functions. ICDs deliver electrical shocks to the heart to eliminate the life-threatening abnormal rhythms such as ventricular fibrillation or ventricular tachycardia.

As indicated in the May 18, 2004, proposed rule, we received a coverage request to expand the indications for implantable defibrillators to include the population studied in the Sudden Cardiac Death in Heart Failure Trial (SCD-HeFT) sponsored by the National Institutes of Health. SCD-HeFT treated heart failure patients with conventional therapy and randomized them to one of three additional treatment strategies: (1) Placebo; (2) amiodarone (drug therapy); or (3) single lead implantable defibrillator. The SCD-HeFT investigators presented results at the American College of Cardiology annual meeting that the basic single-lead implantable defibrillator is effective for saving lives in a population at low-moderate risk for sudden cardiac death. As part of CMS' coverage decisions, we are considering whether to restrict the use of complex defibrillators to patients for whom they are medically necessary, that is, the population at low-moderate risk for sudden cardiac death.

Given the potential increase of implantable defibrillator use in our population, in the May 18, 2004, proposed rule, we solicited input on how to encourage physicians to use the simpler, less costly device when advanced devices are not medically preferred. We also solicited input on the appropriate measures within the payment systems to accommodate payment for classes of defibrillators with very different costs. Ideally, we would like not only to align payments with relative costs, but also to align the incentives within the payment system with medically appropriate uses of different technologies.

We believe that, within the PPS for inpatient hospital operating costs, there are several ways to deal with the expanding use of simpler, lower cost defibrillators. One possibility is to maintain the current DRG configuration, under which complex, expensive devices and simpler, less costly devices would remain within the same DRGs and receive the same payment rates. This approach would encourage use of the simpler devices, which would receive relatively higher reimbursement because their lower charges would be

averaged in with the higher charges for the more complex devices in setting the DRG weights. However, it could lead to complaints that the program is underpaying for the more complex, expensive devices as the lower charges for simpler, less expensive devices begin to affect (lower) the DRG weights.

Another approach would be to recognize the cost differences between various classes of defibrillators by establishing separate DRGs for basic single-lead implantable defibrillators as opposed to more complex, expensive models. This approach would prevent payments for the use of more expensive defibrillators (where medically necessary) from being diluted by the effect of the lower charges for basic single-lead implantable defibrillators on the weights within common DRGs. However, this policy would arguably provide less incentive for use of the lower cost devices: the weights for the DRGs containing the less expensive devices would be driven solely by their relatively lower charges, without being lifted by the higher charges for the more expensive models. This approach might also be criticized for departing from the averaging principle within the DRG system by basing too much on the cost differential alone in reconfiguring these DRGs.

We solicited comments on these and other approaches to paying for defibrillators under the IPPS. We discuss an application for new technology add-on payments for a Cardiac Resynchronization Therapy with Defibrillator (CRT-D) in section II.E.4.c. of this final rule. We discuss comments regarding payments for these devices in that section.

#### e. Intestinal Transplantation

Even though we did not address the issue of DRG payment for intestinal transplantation in the May 18, 2004, proposed rule, we received a comment from an institution that performs intestinal transplantation.

*Comment:* The commenter expressed concern that the current payment policy utilizes a relatively low weight DRG that imposes a significant financial burden on health care providers. The commenter requested a new DRG for each of three main types of intestinal transplantation: isolated intestine, liver plus intestine, and multivisceral (liver, stomach, duodenum, pancreas, and small bowel).

Due to the small patient population associated with these transplantations, the commenter suggested that CMS lower the number of cases required to create a new DRG. In addition, the commenter suggested that CMS utilize

data on non-Medicare patients and the pediatric population to supplement current MedPAR data.

*Response:* We have been monitoring intestinal transplantation cases since October 2000, when Medicare issued a national coverage decision for this transplant, to determine whether it may be appropriate to establish a new DRG. An ICD-9-CM procedure code 46.97 (Transplant of intestine) was created in October 1, 2000, to uniquely capture isolated intestinal transplantation. Acquisition cost centers were established for intestines and multivisceral organs to be paid on a reasonable cost basis. Based on our past annual reviews, we did not find a sufficient number of cases to warrant the creation of a new DRG. The commenter provided some rationale for the absence of cases, including the time lag between the actual transplant date and the submission of the bill and the limited patient population involved.

If an intestinal transplantation alone is performed on a patient with a principal diagnosis in MDC 6 (Diseases and Disorders of the Digestive System), the case would be assigned to either DRG 148 (Major Small & Large Bowel Procedures With CC) or DRG 149 (Major Small & Large Bowel Procedures Without CC). If an intestinal transplantation was performed and the patient required a tracheostomy, the case would be assigned to DRG 483 (Tracheostomy With Mechanical Ventilation 96+ Hours or Principal Diagnosis Except Face, Mouth & Neck Diagnosis). In cases where multiple surgical procedures are performed, the case is assigned to the DRG associated with the most resource-intensive surgical class. If an intestinal and liver transplantation were performed simultaneously, the case would be assigned to DRG 480 (Liver Transplant). It is not uncommon that a liver transplant would be performed with an intestinal transplant. If a multivisceral transplantation is performed, the case is also assigned to DRG 480.

Based on our review of the FY 2003 MedPAR data, we identified six cases with procedure code 46.97 all performed at one facility. We are concerned that only one facility's data is contained in the MedPAR file when there are five Medicare-approved intestinal transplant centers. Of the six cases, three cases were assigned to DRG 148, with total charges ranging from \$839,802 to \$903,518 and an average length of stay of 36 days. Two cases were assigned to DRG 483. One case was assigned to DRG 154 (Stomach, Esophageal, & Duodenal Procedures Age >17 With CC) because, in addition to the

intestinal transplantation, there was another operation on the stomach. The total charge for the one case in DRG 154 was \$1,105,627, with a length of stay of 32 days.

We are open to receiving non-MedPAR data but would limit the data to Medicare patients, rather than using non-Medicare data as suggested by the commenter. We believe that, if we received data from the five approved intestinal transplant centers regarding all Medicare patients receiving intestinal transplantations during the fiscal year, the minimum requirement of cases may be met. When we receive sufficient data, we will again consider a separate intestinal transplant DRG.

We agree that payment for isolated intestinal transplant is too low in DRGs 148 and 149. The average payments for DRGs 148 and 149 are approximately \$15,314 and \$6,567, respectively. As mentioned earlier, it is not uncommon for an intestinal transplant to be performed in conjunction with transplants of other organs, such as the liver. As a matter of fact, intestinal transplants are assigned to DRG 480 now since these patients frequently have both an intestinal transplant and a liver transplant. Therefore, DRG 480 already contains cases with intestinal transplants. Therefore, we would not be disrupting the clinical cohesiveness of DRG 480 by adding intestinal transplant.

Furthermore, intestinal transplantation has become a definitive treatment for patients with short gut syndrome and intestinal diseases who no longer can be maintained on total parenteral nutrition (TPN). Liver failure may be induced by TPN. The average charges for DRG 480 are approximately \$157,129. While the total charges for intestinal transplantation are higher than the average charges for DRG 480, we believe that DRG 480 is a better assignment of these cases.

Given this practice, we are moving intestinal transplantation cases out of DRGs 148 and 149 and into DRG 480 (Liver Transplant), effective FY 2005. ICD-9-CM procedure code 46.97 will be assigned to pre-MDC, DRG 480. The title for DRG 480 will change to "Liver Transplant and/or Intestinal Transplant". The result of this reassignment would move intestinal transplant cases from a weight of 3.3871 in DRG 148 and 1.4352 in DRG 149 to a weight of 9.8696. We are aware that, with this change, the three main types of intestinal transplantation: isolated intestine, liver plus intestine, and multivisceral, will be assigned to DRG 480. We will continue to monitor

intestinal transplantation to determine appropriate assignment of these cases.

#### f. Cochlear Implants

Even though we did not specifically address issues relating to the DRG payment for cochlear implants in the May 18, 2004, proposed rule, we received public comments on this area.

*Comment:* One commenter expressed concern about the low reimbursement for cochlear implants. Cochlear implants are currently assigned to DRG 49 (Major Head and Neck Procedures). The commenter stated that cochlear implants represent the only procedure in DRG 49 involving implantation of a high cost medical device. It was stated that the acquisition cost alone represent 85 percent of the total cost of the procedure. The commenter noted that although CMS has acknowledged the disparity between payment and cost and vowed to further evaluate possible reclassification options for cochlear implants, nothing has been done to mitigate this payment shortfall.

*Response:* Although cochlear implants was not addressed in our May 18, 2004 proposed rule, we have continued to monitor these cases. In our analysis of the FY 2003 MedPAR file, we found 120 cochlear implant cases with average charges of approximately \$44,366. There were a total of 1,602 cases assigned to DRG 49 with average charges of approximately \$24,971. Cochlear implant cases represent more than 7 percent of the total cases in DRG 49.

We have been unable to identify an alternative DRG assignment for these cases. As we discussed in the August 1, 2003, final rule (68 FR 45367), we continue to believe that assignment of cochlear implant cases to DRG 482 (Tracheostomy for Face, Mouth and Neck Diagnoses) is inappropriate. A tracheostomy must be performed in order for the case to be assigned to this DRG. We remain reluctant to create a new DRG for specific, low-volume procedures. Doing so would create a proliferation of DRGs and a loss of some of the efficiency incentives inherent in the current system.

#### g. Artificial Hearts

*Comment:* One commenter requested that newly created procedure codes 37.52 (Implantation of total replacement heart system), 37.53 (Replacement or repair of thoracic unit of total replacement heart system), and 37.54 (Replacement or repair of other implantable component of total replacement heart system) be assigned to DRG 103 instead of DRG 525.

*Response:* Codes 37.52, 37.53, and 37.54 are not new codes. They were created for the October 1, 2003 ICD-9-CM update. In the proposed rule, CMS discussed the restructuring of DRG 525 (69 FR 28208) and further listed the codes that were included in that DRG. Codes 37.52, 37.53, and 37.54 are part of that list. We did not propose the addition of codes 37.52, 37.53, or 37.54 to DRG 525 for FY 2005. These codes were assigned to DRG 525 upon their formation, as it is our practice to assign all codes to DRGs when they are created. We take this opportunity to note that Medicare does not cover the use of an artificial heart as a permanent replacement for a human heart or as a temporary life-support system until a human heart becomes available for transplant. Therefore, we believe that a DRG reassignment would be inappropriate at this time. No DRG assignment changes will be made to codes 37.52, 37.53, or 37.54 for FY 2005.

#### h. Left Atrial Appendage Devices: DRG Assignment for New Code 37.90

The issue of the DRG assignment of new code 37.90 (Insertion of left atrial appendage device) was not presented as a topic in the May 18, 2004, proposed rule. At the April 1, 2004, ICD-9-CM Coordination and Maintenance Committee meeting, we discussed these devices. A new code was created for use in upcoming clinical trials and was fast-tracked so that the code could be used beginning October 1, 2004, for

discharges for FY 2005. The new code is listed in Table 6B of the Addendum (69 FR 28672 in the proposed rule). Table 6B represents a listing of approved final new codes. The codes themselves are not subject to comment but their assignment regarding placement as an O.R. procedure and the MDC and DRG placement are open to comment. As discussed elsewhere in this preamble, the announcement of the adoption of the codes as final in the IPPS proposed rule is included in the ICD-9-CM Coordination and Maintenance Committee meeting process.

*Background:* Atrial fibrillation is a common heart rhythm disorder that can lead to cardiovascular blood clot formation leading to increased risk of stroke. According to product literature, nearly all strokes are from embolic clots arising in the left atrial appendage of the heart; an appendage for which there is no useful function. Standard therapy uses anticoagulation drugs. However, these drugs may be contraindicated in certain patients and may cause complications such as bleeding. The underlying concept behind the left atrial appendage device is to block off the left atrial appendage so that blood clots formed therein cannot travel to other sites in the vascular system. The device is implanted using a percutaneous catheter procedure under fluoroscopy through the femoral vein. Implantation is performed in a hospital

catheterization laboratory using standard transeptal technique, with the patient generally under local anesthesia. The procedure takes approximately one hour, and most patients stay overnight in the hospital.

We received several comments concerning the proposal to assign new code 37.90 to DRG 518 (Percutaneous Cardiovascular Procedure Without Coronary Artery Stent or AMI).

*Comment:* All of the commenters discussed the surgical technique required for insertion of the device and cited the risk and complexity of the procedure, especially due to the transeptal catheterization required. The commenters noted that because comparatively simple procedures are already grouped to DRG 518, DRG 518 does not reflect the resources used in this procedure. The commenters suggested that insertion of a left atrial appendage device more closely resembles the insertion of an atrial septal defect occluder.

*Response:* Insertion of an atrial septal defect occluder would be coded to the 35.xx series of ICD-9-CM procedure codes. DRG 108 includes code 35.52 (Repair of atrial septal defect with prosthesis, closed technique) which may be similar to insertion of the left atrial appendage device. Codes in the 35.xx series are assigned to DRG 108 (Other Cardiothoracic Procedures). We reviewed the MedPAR data and found the following:

	Number of Cases	Average Length of Stay	Average Standardized Charges
Code 35.52	423	2.69	\$29,231
DRG 108 Total	5,293	10.1	76,274
DRG 518 Total	39,553	4.3	31,955

Because code 37.90 was created for use beginning on October 1, 2004, we have no data history regarding its utilization. However, given that the atrial appendage device is percutaneously inserted, and that most of the procedures in DRG 108 are open chest procedures, we do not believe that DRG 108 is the most appropriate clinical placement for new code 37.90. In addition, review of the data in the table above shows a large variance between the hospital charges and length of stay between DRG 518 and DRG 108. According to one manufacturer, the projected length of stay for insertion of an atrial appendage is overnight for observation purposes. The many open

chest procedures in DRG 108, some requiring the use of cardiopulmonary bypass, would also seem to indicate that DRG 108 is not the best choice for clinical coherence. We are disinclined to assign this new code to such a resource intensive DRG without appropriate data to reinforce and justify such a decision. Therefore, we are maintaining the assignment of code 37.90 to DRG 518 in this final rule.

Review of code 35.52 (Repair of atrial septal defect with prosthesis, closed technique) in the table above shows a decided similarity to the cases found in DRG 518. We will analyze the placement of code 35.52 as part of next year's proposed rule. We will analyze

these cases for both clinical coherence and charge data as part of the process of identifying the most appropriate DRG assignment for code 35.52.

#### i. Carotid Artery Stents

##### DRG Assignment for New Codes

At the April 1, 2004, ICD-9-CM Coordination and Maintenance Committee meeting, we discussed creation of a new code or codes to identify carotid artery stenting, along with a concomitant percutaneous angioplasty or atherectomy (PTA) code for delivery of the stent(s). This subject was addressed in response to the need to identify carotid artery stenting for use



in clinical trials in the upcoming fiscal year. Public comment confirmed the need for specific codes for this procedure. Implementation of the code was fast-tracked so that the code could be used beginning October 1, 2004, for discharges in FY 2005 for patients who are enrolled in an FDA-approved clinical trial and are using on-label FDA approved stents and embolic protection devices.

The newly created codes 00.61 (Percutaneous angioplasty or atherectomy of precerebral (extracranial vessel(s)) and 00.63 (Percutaneous insertion of carotid artery stent(s)) were published in Table 6B, New Procedure Codes in the proposed rule (69 FR 28671). Table 6B in the proposed rule represents final codes and the codes themselves were not subject to comment, as the notice and comments are part of the ICD-9-CM Coordination and Maintenance Committee process. However, their assignment regarding placement as an OR procedure, as well as MDC and DRG placement, were open to public comment.

New code 00.61 was assigned to four MDCs and seven DRGs. The most likely scenario will have cases being assigned to MDC 1 (Diseases and Disorders of the Nervous System in DRGs 533 (Extracranial Procedures With CC) and 534 (Extracranial Procedures Without CC). Cases could also be assigned to MDC 5 (Diseases and Disorders of the Circulatory System), MDC 21 (Injuries, Poisoning, and Toxic Effects of Drugs), and MDC 24 (Multiple Significant Trauma). The less likely DRG assignments can be reviewed in Table 6B in the Addendum to this final rule.

**Background:** Stroke is the third leading cause of death in the United States and the leading cause of serious, long-term disability. Approximately 70 percent of all strokes occur in people age 65 and older. The carotid artery is located in the neck and is the principal artery supplying the head and neck with blood. Accumulation of plaque in the carotid artery can lead to stroke either by decreasing the blood flow to the brain or by having plaque break free and

lodge in the brain or in other arteries to the head. The PTA procedure involves inflating a balloon-like device in the narrowed section of the carotid artery to reopen the vessel. A carotid stent is then placed in the artery to prevent the vessel from closing and to prevent pieces of plaque from entering the bloodstream.

Effective July 1, 2001, Medicare covers PTA of the carotid artery concurrent with carotid stent placement when furnished in accordance with the FDA-approved protocols governing Category B Investigational Device Exemption (IDE) clinical trials. PTA of the carotid artery, when provided solely for the purpose of carotid artery dilation concurrent with carotid stent placement, is considered to be a reasonable and necessary service only when provided in the context of such clinical trials, and therefore is considered a covered service for the purposes of these trials. Performance of PTA in the carotid artery when used to treat obstructive lesions outside of approved protocols governing Category B IDE clinical trials remains a noncovered service.

We received several comments concerning the proposed assignment of new code 00.61 to MDC 1, DRG 533 and DRG 534.

**Comment:** All commenters suggested that instead of code 00.61 grouping to both DRGs 533 and 534, the cases should only be assigned to DRG 533. Commenters have suggested that the patients in Category B IDE clinical trials will not have the kinds of CCs that would assure assignment to DRG 533. Commenters cited other complications such as bilateral occlusion, certain anatomical conditions such as a "surgically hostile neck," and complex diseases, as complications in their cases. However, most of the CCs cited by the commenters are not able to be captured using current ICD-9-CM codes, and therefore would not contribute to the assignment of these cases to DRG 533.

All of the commenters stated that the payment for DRG 534 is inadequate, but did not furnish data regarding the cost of the stent(s) and, the embolic

protection devices, possibly because these devices are still in the trial stage and no hospital costs have yet been established. Two commenters stated that they knew of reports that a number of sites in one of the clinical trials have indicated a reluctance to enroll patients due to the low level of payment under DRG 534. One commenter reviewed cases in the FY 2002 MedPAR data file and noted that the cases are primarily clinical trial cases that do not include a charge for the carotid stent and embolic protection device. Therefore, the commenter added, the reported hospital charges significantly understate the charges that would be associated with the carotid stenting procedure in a nonclinical trial setting.

**Response:** As we have created code 00.61 for use beginning October 1, 2004, we have no data history regarding its utilization.

In FY 2003, any carotid stenting procedures performed would have been assigned to DRG 5. Insertion of a carotid stent or stents was a procedure for which there was no specific coverage decision. In addition, the ICD-9-CM codes describing insertion of a stent were nonspecific, and the codes used to describe that procedure also applied to many other procedures for which there was a coverage decision. The commenter is correct that any cases in our data may have been performed within the setting of a clinical trial. In FY 2004, we restructured DRG 5, splitting all those cases into DRGs 533 and 534, and ordered the DRGs based on the presence or absence of CCs. When we reviewed the available MedPAR data, we used the following proxy: Principal diagnosis code 433.10 (Occlusion and stenosis of carotid artery, without mention of cerebral infarction), and procedure codes 39.50 (Angioplasty or atherectomy of noncoronary vessel), plus code 39.90 (Insertion of nondrug-eluting, noncoronary artery stent(s)). The following table shows the results of our review:

Data Year	DRG	Total Discharges by DRG	Arithmetic Mean Length of Stay	Number of Stent Cases	Length of Stay for Stent Cases	Average Charges for Stents	Relative Weights
2001 (FY 2003)	5	93,559	3.07	1,321	2.6	\$25,029	1,3837
2002 (FY 2004)	533	new	4.10**	890	3.28	\$27,328	1.6678
2002 (FY 2004)	534	new	2.0**	934	1.59	\$19,514	1.0748
2003 (FY 2005)	533	43,418***	4.0***	1,444	3.20	\$32,617	1.6498**
2003 (FY 2005)	534	50,974***	1.9***	1,453	1.56	\$23,042	1.0515***

\*Table 7A, MedPAR update March 2002 (67 FR 50249)

\*\*Table 5, MedPAR update March 2003 (68 FR 45594)

\*\*\*Final rule Table 5 and Table 7A, MedPAR update March 2004

When we evaluated the data in the above table, we found relative weights have increased for DRG 533 over the past two reporting periods compared to the cases in DRG 5. In addition, we found that, although the hospital charges had increased between reporting years 2002 and 2003, the charges were within the mean and .75 standard deviation. As the DRG system is one of averages, we are reassured that this payment structure is appropriate.

The FDA has not given final approval to the safety and efficacy of carotid PTA with stenting as clinical trials are still ongoing. CMS has not yet approved this procedure and device under Medicare, outside of the clinical trial setting. To reiterate, specific codes were recently created and have not yet been put into use in hospitals. We believe that the data that we have reviewed in DRGs 5, 533, and 534 are reasonably correct regarding hospital charges for this procedure. We believe that adjusting the IPPS system for a specific device that has not been used outside the clinical trial setting, without substantiating data, obviates the intent of the diagnosis-related groups. Therefore, we believe the assignment of code 00.61 to DRGs 533 and 534 as proposed is appropriate at this time. We will continue to monitor DRGs 533 and 534 and procedure codes 00.61 in combination with 00.63 in upcoming annual DRG reviews.

At the April 1, 2004, ICD-9-CM Coordination and Maintenance Committee Meeting, we also created procedure codes 00.62 (Percutaneous angioplasty or atherectomy of

intracranial vessel(s), 00.64 (Percutaneous insertion of other precerebral (extracranial) artery stent(s)), and 00.65 (Percutaneous insertion of intracranial vascular stent(s)). We assigned procedure code 00.62 to the same MDCs and DRGs as code 00.61, mimicking the DRG assignment for predecessor codes.

*Comment:* One commenter encouraged CMS to assign intracranial angioplasty cases containing procedure code 00.62 to DRGs 1 and 2 instead of DRGs 533 and 534. The commenter believed that DRGs 1 and 2 better reflect the grouping logic for clinical homogeneity and resource utilization.

*Response:* When new ICD-9-CM codes are created, they are automatically assigned to an MDC and a DRG(s). We generally assign new codes to the predecessor DRGs until we have compelling MedPAR data that indicate otherwise. In the case of code 00.62, the point is moot. Medicare does not cover PTA of intracranial vessels, and we are not aware of any clinical trials during the upcoming fiscal year. We refer readers to the discussion of changes to Edit 11 (Non-Covered Procedures) of the Medicare Code Editor under section II.B.10. of this preamble. Therefore, in the absence of compelling evidence, we are not making any changes to the MDC or DRG assignments of code 00.62.

In addition, it has come to our attention that there may be some coding errors that are contributing to an erroneous reimbursement case-mix profile for hospitals. Specifically, it has been suggested that some hospitals may be reluctant to include a code for vessel

angioplasty in conjunction with stent placement. Apparently, some hospital staff have expressed concerns that a "true" angioplasty is not being performed, and that, therefore, they will be censured by regulatory agencies for erroneous coding. As a result, these hospitals have instructed their coding staff not to include a code describing angioplasty of a vessel, and to only include a code for insertion of a stent or stents.

This is incorrect. The AHA publication *Coding Clinic for ICD-9-CM* specifically instructs that a code for angioplasty, by any technique, is performed in the placement of a stent or stents (Fourth Quarter, 1996, page 63). Therefore, the correct coding for insertion of coronary stent(s) requires two codes. One code describes the angioplasty with 00.61, and the second code describes the stent insertion with code 00.63. To fail to record the angioplasty procedure will result in assignment of the case to the medical DRG instead of the correct surgical DRG. This erroneous coding action will have an impact on many levels. It will result in incorrect data in the database, which in turn will result in an erroneous base upon which future DRG relative weights are calculated. In addition, in the short term, it will result in reduced revenue to the hospital because of the incorrect DRG assignment for all cases in which this occurs. To reiterate, the correct procedure coding for insertion of a carotid stent combines codes 00.61 and 00.63.

#### j. Acute Intermittent Porphyria

In the May 18, 2004 IPPS proposed rule, we did not present as an issue the DRG assignment of the code used for acute intermittent porphyria. However, we did receive one comment concerning this condition.

*Comment:* One commenter requested that we give consideration to assignment of a DRG to an orphan biologic intended to treat acute intermittent porphyria. This condition is a rare metabolic disorder affecting fewer than 1,000 persons in the United States. The drug manufacturer was concerned that Medicare hospitalization payments do not accurately reflect the cost of the treatment. The condition is coded to Code 277.1 (Disorders of porphyrin metabolism) and is assigned to DRG 299 (Inborn Errors of Metabolism).

*Response:* The DRG assignment of code 277.1 was not an issue that was addressed in the May 18, 2004 proposed rule. We will take this comment into consideration in the future as we conduct analysis of the MedPAR data for next year's proposed rule.

#### C. Recalibration of DRG Weights

As we proposed, in this final rule, we used the same basic methodology for the FY 2005 recalibration as we did for FY 2004 (August 1, 2003 IPPS final rule (68 FR 45373)). That is, we have recalibrated the DRG weights based on charge data for Medicare discharges using the most current charge information available (the FY 2003 MedPAR file).

The MedPAR file is based on fully coded diagnostic and procedure data for all Medicare inpatient hospital bills. The FY 2003 MedPAR data used in this final rule include discharges occurring between October 1, 2002, and September 30, 2003, based on bills received by CMS through March 31, 2004, from all hospitals subject to the IPPS and short-term acute care hospitals in Maryland (which are under a waiver from the IPPS under section 1814(b)(3) of the Act). The FY 2003 MedPAR file includes data for approximately 11,740,557 Medicare discharges. Discharges for Medicare beneficiaries enrolled in a Medicare+Choice managed care plan are excluded from this analysis. The data excludes CAHs, including hospitals that subsequently became CAHs after the period from which the data were taken.

The methodology used to calculate the DRG relative weights from the FY 2003 MedPAR file is as follows:

- To the extent possible, all the claims were regrouped using the DRG

classification revisions discussed in section II.B. of this preamble.

- The transplant cases that were used to establish the relative weight for heart and heart-lung, liver, and lung transplants (DRGs 103, 480, and 495) were limited to those Medicare-approved transplant centers that have cases in the FY 2001 MedPAR file. (Medicare coverage for heart, heart-lung, liver, and lung transplants is limited to those facilities that have received approval from CMS as transplant centers.)

- Organ acquisition costs for kidney, heart, heart-lung, liver, lung, pancreas, and intestinal (or multivisceral organs) transplants continue to be paid on a reasonable cost basis. Because these acquisition costs are paid separately from the prospective payment rate, it is necessary to subtract the acquisition charges from the total charges on each transplant bill that showed acquisition charges before computing the average charge for the DRG and before eliminating statistical outliers.

- Charges were standardized to remove the effects of differences in area wage levels, indirect medical education and disproportionate share payments, and, for hospitals in Alaska and Hawaii, the applicable cost-of-living adjustment.

- The average standardized charge per DRG was calculated by summing the standardized charges for all cases in the DRG and dividing that amount by the number of cases classified in the DRG.

- A transfer case is counted as a fraction of a case based on the ratio of its transfer payment under the per diem payment methodology to the full DRG payment for nontransfer cases. That is, a transfer case receiving payment under the transfer methodology equal to half of what the case would receive as a nontransfer would be counted as 0.5 of a total case.

- Statistical outliers were eliminated by removing all cases that are beyond 3.0 standard deviations from the mean of the log distribution of both the charges per case and the charges per day for each DRG.

- The average charge for each DRG was then recomputed (excluding the statistical outliers) and divided by the national average standardized charge per case to determine the relative weight.

The new weights are normalized by an adjustment factor of 1.46795 so that the average case weight after recalibration is equal to the average case weight before recalibration. This adjustment is intended to ensure that recalibration by itself neither increases nor decreases total payments under the IPPS.

When we recalibrated the DRG weights for previous years, we set a threshold of 10 cases as the minimum number of cases required to compute a reasonable weight. We used that same case threshold in recalibrating the final DRG weights for FY 2005. Using the FY 2003 MedPAR data set, there are 41 DRGs that contain fewer than 10 cases. We computed the weights for these low-volume DRGs by adjusting the FY 2004 weights of these DRGs by the percentage change in the average weight of the cases in the other DRGs.

Section 1886(d)(4)(C)(iii) of the Act requires that, beginning with FY 1991, reclassification and recalibration changes be made in a manner that assures that the aggregate payments are neither greater than nor less than the aggregate payments that would have been made without the changes. Although normalization is intended to achieve this effect, equating the average case weight after recalibration to the average case weight before recalibration does not necessarily achieve budget neutrality with respect to aggregate payments to hospitals because payments to hospitals are affected by factors other than average case weight. Therefore, as we have done in past years and as discussed in section II.A.4.a. of the Addendum to this final rule, we are making a budget neutrality adjustment to ensure that the requirement of section 1886(d)(4)(C)(iii) of the Act is met.

*Comment:* Two commenters addressed the proposed DRG weights for three DRGs. One commenter was appreciative of the increased proposed DRG weight for DRG 36 (Retinal Procedures). The current DRG weight is 0.6298 and the proposed weight was 0.6766. Another commenter expressed concern that the proposed weights for DRGs 535 (Cardiac Defibrillator Implant With Cardiac Catheterization With AMI, Heart Failure, or Shock) and DRG 536 (Cardiac Defibrillator Implant With Cardiac Catheterization Without AMI, Heart Failure or Shock) believes this would not cover the cost of the Cardiac Resynchronization Therapy Defibrillator (CRT-D), much less the procedure and nursing care costs associated with these procedures. The commenter believed that the DRG weight data are problematic because they are based on hospital charges. The commenter stated that hospitals do not like to mark up the cost of an item at \$34,000. The commenter inquired whether CMS has evaluated the cost of the CRT-Ds from the claims which was calculated using the cost-to-charge ratio compared to outside data on the cost of the CRT-Ds.

*Response:* In the process of recalibration of the DRG weights, we

consider the most recent charge data available. Both high and low cost technologies are absorbed gradually into the data that are used to determine the DRG weight.

#### D. LTC-DRG Reclassifications and Relative Weights for LTCHs for FY 2005

##### 1. Background

In the June 6, 2003, LTCH PPS final rule (68 FR 34122), we changed the LTCH PPS annual payment rate update cycle to be effective July 1 through June 30 instead of October 1 through September 30. In addition, because the patient classification system utilized under the LTCH PPS is based directly on the DRGs used under the IPPS for acute care hospitals, in that same final rule, we explained that the annual update of the long-term care diagnosis-related group (LTC-DRG) classifications and relative weights will continue to remain linked to the annual reclassification and recalibration of the CMS-DRGs used under the IPPS.

The annual update to the IPPS DRGs is based on the annual revisions to the ICD-9-CM codes and is effective each October 1. In the health care industry, annual changes to the ICD-9-CM codes are effective for discharges occurring on or after October 1 each year. The use of the ICD-9-CM coding system is also compliant with the requirements of the Health Insurance Portability and Accountability Act (HIPAA), Public Law 104-191, under 45 CFR parts 160 and 162. Therefore, the manual and electronic versions of the GROUPE software, which are based on the ICD-9-CM codes, are also revised annually and effective for discharges occurring on or after October 1 each year. Because the LTC-DRGs are based on the patient classification system used under the IPPS (CMS-DRGs), which is updated annually and effective for discharges occurring on or after October 1 through September 30 each year, in the May 7, 2004, LTCH PPS final rule (69 FR 25674), we specified that we will continue to update the LTC-DRG classifications and relative weights to be effective for discharges occurring on or after October 1 through September 30 each year. Furthermore, we stated that we will publish the annual update of the LTC-DRGs in the proposed and final rules for the IPPS.

In the May 18, 2004, IPPS proposed rule (69 FR 28225), we proposed revisions to the LTC-DRG classifications and relative weights. We are finalizing them in this IPPS final rule, to be effective October 1, 2004, through September 30, 2005, using the latest available data. The final LTC-

DRGs and relative weights for FY 2005 in this final rule are based on the IPPS DRGs (GROUPE Version 22.0) discussed in section II. of this final rule.

*Comment:* One commenter questioned whether the rate update cycle for the LTCH PPS will revert from a July 1 through June 30 cycle to the Federal fiscal year cycle (October 1 through September 30) since we proposed to update the LTC-DRGs effective for discharges on or after October 1, 2004.

*Response:* In the June 6, 2003 LTCH PPS final rule (68 FR 34122), we changed the LTCH PPS annual payment rate update cycle to be effective July 1 through June 30 instead of October 1 through September 30. As we discussed in that same LTCH PPS final rule and as we discussed in the May 18, 2004, IPPS proposed rule (69 FR 28225), because the patient classification system utilized under the LTCH PPS is based directly on the DRGs used under the IPPS for acute care hospitals, the annual update of the LTC-DRG classifications and relative weights will continue to remain linked to the annual reclassification and recalibration of the CMS-DRGs used under the IPPS.

The most recent annual LTCH PPS payment rate update and policy changes for the 2005 LTCH PPS rate year (July 1, 2004 through June 30, 2004) was published in the *Federal Register* on May 7, 2004 (69 FR 25674 through 25749). In that same LTCH PPS final rule, we established rate updates and policy changes that were effective for discharges occurring on or after July 1, 2004, including an update to the standard Federal LTCH PPS rate, the LTCH PPS wage index and the LTCH PPS outlier threshold. However, because the LTC-DRGs are linked to the IPPS DRGs, the LTC-DRG classifications and relative weights established in the August 1, 2003, final rule (68 FR 45374), which were effective beginning in Federal FY 2004, remain in effect through September 30, 2004. The updated LTC-DRG classifications and relative weights established for FY 2005 shown in Table 11 of this final rule will be effective for LTCH discharges on or after October 1, 2004 and before September 30, 2005. As we stated in the June 6, 2003 LTCH PPS final rule, the rate update cycle for the LTCH PPS will continue to remain on a July 1 through June 30 cycle while the annual update to the LTC-DRG classifications and relative weights will remain on a Federal fiscal year cycle (October 1 through September 30). Accordingly, the updated LTCH PPS Federal rate (\$36,833.69) and other payment factors (such as the outlier threshold and wage index values) effective July 1, 2004 (*see*

May 7, 2004, (69 FR 25674)), are applied in conjunction with the LTC-DRGs and relative weights established in the August 1, 2003, IPPS final rule (68 FR 45374) that are in effect through September 30, 2004, for LTCH discharges occurring from July 1, 2004 through September 30, 2004. However, beginning with discharges occurring on or after October 1, 2004, the LTC-DRGs and relative weights established in this final rule will be applied in conjunction with the LTCH PPS Federal rate (\$36,833.69) and other payment factors (such as the outlier threshold and wage index values) effective July 1, 2004, as established in the May 7, 2004 LTCH PPS final rule (69 FR 25674), for discharges occurring through June 30, 2005.

##### 2. Changes in the LTC-DRG Classifications

###### a. Background

Section 123 of Public Law 106-113 specifically requires that the PPS for LTCHs be a per discharge system with a DRG-based patient classification system reflecting the differences in patient resources and costs in LTCHs while maintaining budget neutrality. Section 307(b)(1) of Public Law 106-554 modified the requirements of section 123 of Public Law 106-113 by specifically requiring that the Secretary examine "the feasibility and the impact of basing payment under such a system [the LTCH PPS] on the use of existing (or refined) hospital diagnosis-related groups (DRGs) that have been modified to account for different resource use of long-term care hospital patients as well as the use of the most recently available hospital discharge data."

In accordance with section 307(b)(1) of Public Law 106-554 and § 412.515 of our existing regulations, the LTCH PPS uses information from LTCH patient records to classify patient cases into distinct LTC-DRGs based on clinical characteristics and expected resource needs. The LTC-DRGs used as the patient classification component of the LTCH PPS correspond to the DRGs under the IPPS for acute care hospitals. Thus, as we proposed in the May 18, 2004, IPPS proposed rule, we will use the IPPS GROUPE Version 22.0 for FY 2005 to process LTCH PPS claims in this final rule. The changes to the IPPS DRG classification system for FY 2005 (GROUPE Version 22.0) are discussed in section II.B. of this preamble.

Under the LTCH PPS, we determine relative weights for each of the CMS DRGs to account for the difference in resource use by patients exhibiting the case complexity and multiple medical

problems characteristic of LTCH patients. In a departure from the IPPS, as we discussed in the August 30, 2002, final rule (67 FR 55985), which implemented the LTCH PPS, and the August 1, 2003, IPPS final rule (68 FR 45374), we use low-volume quintiles in determining the LTC-DRG weights for LTC-DRGs with less than 25 LTCH cases, since LTCHs do not typically treat the full range of diagnoses as do acute care hospitals. Specifically, we group those low-volume LTC-DRGs (LTC-DRGs with fewer than 25 cases) into 5 quintiles based on average charge per discharge. (A listing of the composition of low-volume quintiles for the FY 2004 LTC-DRGs (based on FY 2002 MedPAR data) appears in section II.D.3. of the August 1, 2003 IPPS final rule (68 FR 45377 through 45380).) We also adjust for cases in which the stay at the LTCH is less than or equal to five-sixths of the geometric average length of stay; that is, short-stay outlier cases (§ 412.529), as discussed below in section II.D.4. of this preamble.

#### b. Patient Classifications Into DRGs

Generally, under the LTCH PPS, Medicare payment is made at a predetermined specific rate for each discharge; that is, payment varies by the LTC-DRG to which a beneficiary's stay is assigned. Similar to case classification for acute care hospitals under the IPPS (see section II.B. of this preamble), cases are classified into LTC-DRGs for payment under the LTCH PPS based on the principal diagnosis, up to eight additional diagnoses, and up to six procedures performed during the stay, as well as age, sex, and discharge status of the patient. The diagnosis and procedure information is reported by the hospital using codes from the ICD-9-CM.

As discussed in section II.B. of this preamble, the CMS DRGs are organized into 25 major diagnostic categories (MDCs), most of which are based on a particular organ system of the body; the remainder involve multiple organ systems (such as MDC 22, Burns). Accordingly, the principal diagnosis determines MDC assignment. Within most MDCs, cases are then divided into surgical DRGs and medical DRGs. Some surgical and medical DRGs are further differentiated based on the presence or absence of CCs. (See section II.B. of this preamble for further discussion of surgical DRGs and medical DRGs.)

Because the assignment of a case to a particular LTC-DRG will help determine the amount that is paid for the case, it is important that the coding is accurate. As used under the IPPS, classifications and terminology used

under the LTCH PPS are consistent with the ICD-9-CM and the Uniform Hospital Discharge Data Set (UHDDS), as recommended to the Secretary by the National Committee on Vital and Health Statistics ("Uniform Hospital Discharge Data: Minimum Data Set, National Center for Health Statistics, April 1980") and as revised in 1984 by the Health Information Policy Council (HIPC) of the U.S. Department of Health and Human Services. We wish to point out again that the ICD-9-CM coding terminology and the definitions of principal and other diagnoses of the UHDDS are consistent with the requirements of the Administrative Simplification Act of 1996 of the HIPAA (45 CFR parts 160 and 162).

The emphasis on the need for proper coding cannot be overstated. Inappropriate coding of cases can adversely affect the uniformity of cases in each LTC-DRG and produce inappropriate weighting factors at recalibration and result in inappropriate payments under the LTCH PPS. LTCHs are to follow the same coding guidelines used by the acute care hospitals to ensure accuracy and consistency in coding practices. There will be only one LTC-DRG assigned per long-term care hospitalization; it will be assigned at the discharge. Therefore, it is mandatory that the coders continue to report the same principal diagnosis on all claims and include all diagnostic codes that coexist at the time of admission, that are subsequently developed, or that affect the treatment received. Similarly, all procedures performed during that stay are to be reported on each claim.

Upon the discharge of the patient from a LTCH, the LTCH must assign appropriate diagnosis and procedure codes from the ICD-9-CM. As of October 16, 2002, a LTCH that was required to comply with the HIPAA Administrative Simplification Standards and that had not obtained an extension in compliance with the Administrative Compliance Act (Pub. L. 107-105) is obligated to comply with the standards at 45 CFR 162.1002 and 45 CFR 162.1102. Completed claim forms are to be submitted to the LTCH's Medicare fiscal intermediary. Medicare fiscal intermediaries enter the clinical and demographic information into their claims processing systems and subject this information to a series of automated screening processes called the Medicare Code Editor (MCE). These screens are designed to identify cases that require further review before assignment into an LTC-DRG can be made.

After screening through the MCE, each LTCH claim will be classified into the appropriate LTC-DRG by the

Medicare LTCH GROUPER. The LTCH GROUPER is specialized computer software based on the same GROUPER used under the IPPS. After the LTC-DRG is assigned, the Medicare fiscal intermediary determines the prospective payment by using the Medicare LTCH PPS PRICER program, which accounts for LTCH hospital-specific adjustments. As provided for under the IPPS, we provide an opportunity for the LTCH to review the LTC-DRG assignments made by the fiscal intermediary and to submit additional information within a specified timeframe (§ 412.513(c)).

The GROUPER is used both to classify past cases in order to measure relative hospital resource consumption to establish the LTC-DRG weights and to classify current cases for purposes of determining payment. The records for all Medicare hospital inpatient discharges are maintained in the MedPAR file. The data in this file are used to evaluate possible DRG classification changes and to recalibrate the DRG weights during our annual update (as discussed in section II. of this preamble). The LTC-DRG relative weights are based on data for the population of LTCH discharges, reflecting the fact that LTCH patients represent a different patient mix than patients in short-term acute care hospitals.

#### 3. Development of the FY 2005 LTC-DRG Relative Weights

##### a. General Overview of Development of the LTC-DRG Relative Weights

As we stated in the August 30, 2002, LTCH PPS final rule (67 FR 55981), one of the primary goals for the implementation of the LTCH PPS is to pay each LTCH an appropriate amount for the efficient delivery of care to Medicare patients. The system must be able to account adequately for each LTCH's case-mix in order to ensure both fair distribution of Medicare payments and access to adequate care for those Medicare patients whose care is more costly. To accomplish these goals, we adjust the LTCH PPS standard Federal prospective payment system rate by the applicable LTC-DRG relative weight in determining payment to LTCHs for each case.

Under the LTCH PPS, relative weights for each LTC-DRG are a primary element used to account for the variations in cost per discharge and resource utilization among the payment groups (§ 412.515). To ensure that Medicare patients classified to each LTC-DRG have access to an appropriate level of services and to encourage efficiency, we calculate a relative weight

for each LTC-DRG that represents the resources needed by an average inpatient LTCH case in that LTC-DRG. For example, cases in an LTC-DRG with a relative weight of 2 will, on average, cost twice as much as cases in an LTC-DRG with a weight of 1.

#### b. Data

To calculate the LTC-DRG relative weights for FY 2005 in this final rule, we obtained total Medicare allowable charges from FY 2003 Medicare hospital bill data from the March 2004 update of the MedPAR file, and we used Version 22.0 of the CMS GROUPER for IPPS, as discussed in section II.B. of this preamble, to classify cases. Consistent with the methodology under the IPPS, we recalculated the FY 2005 LTC-DRG relative weights based on the best available data for this final rule.

As we discussed in the May 18, 2004 proposed rule (69 FR 28227), we have excluded the data from LTCHs that are all-inclusive rate providers and LTCHs that are reimbursed in accordance with demonstration projects authorized under section 402(a) of Public Law 90-248 (42 U.S.C. 1395b-1) or section 222(a) of Public Law 92-603 (42 U.S.C. 1395b-1). Therefore, in the development of the FY 2005 LTC-DRG relative weights, we have excluded the data of the 22 all-inclusive rate providers and the 3 LTCHs that are paid in accordance with demonstration projects that had claims in the FY 2003 MedPAR file.

In the August 1, 2003, final rule (68 FR 45367), we discussed coding inaccuracies that were found in claims data for a large chain of LTCHs in the FY 2002 MedPAR file used to determine the LTC-DRG relative weights for FY 2004. Specifically, the principal diagnosis was not reported correctly on many of those LTCHs' claims, which resulted in those claims being incorrectly assigned to an LTC-DRG. As we explained in the same final rule, we were able to determine the correct diagnoses and procedure codes for the claims that contained the coding errors, and we used them to group each LTCH case to the appropriate LTC-DRG for determining the LTC-DRG relative weights for FY 2004. In addition, we stated that since the LTCH PPS was implemented for cost reporting periods beginning on or after October 1, 2002 (FY 2003), we believe that this problem will be self-correcting as LTCHs submit more completely coded data in the future.

As we discussed in the May 7, 2004, LTCH PPS final rule (69 FR 25674), an analysis of LTCH claims data from the September 2003 update of the FY 2003

MedPAR file contained coding errors. Specifically, a large hospital chain of LTCHs continued to consistently code diagnoses inaccurately on the claims it submitted, and these coding errors were reflected in the September 2003 update of the FY 2003 MedPAR file. Upon discovering the coding errors, we notified the large chain of LTCHs whose claims contained the coding inaccuracies to request that they resubmit those claims with the correct diagnoses codes by December 31, 2003, so that those corrected claims would be contained in the December 2003 update of the FY 2003 MedPAR file. As we discussed in that same final rule, it appears that those claims were submitted timely with the correct diagnoses codes. Therefore, it was not necessary to correct the FY 2003 MedPAR data for the development of the rates and factors established in the May 7, 2004, LTCH PPS final rule. Accordingly, in the May 18, 2004, IPPS proposed rule, we used LTCH claims data from the December 2003 update of the FY 2003 MedPAR file for the determination of the proposed FY 2005 LTC-DRG relative weights. For this final rule, we used the latest available LTCH claims data from the March 2004 update of the FY 2003 MedPAR file.

#### c. Hospital-Specific Relative Value Methodology

By nature LTCHs often specialize in certain areas, such as ventilator-dependent patients and rehabilitation and wound care. Some case types (DRGs) may be treated, to a large extent, in hospitals that have, from a perspective of charges, relatively high (or low) charges. This nonarbitrary distribution of cases with relatively high (or low) charges in specific LTC-DRGs has the potential to inappropriately distort the measure of average charges. To account for the fact that cases may not be randomly distributed across LTCHs, we use a hospital-specific relative value method to calculate the LTC-DRG relative weights instead of the methodology used to determine the DRG relative weights under the IPPS described above in section II.C. of this preamble. We believe this method will remove this hospital-specific source of bias in measuring LTCH average charges. Specifically, we reduce the impact of the variation in charges across providers on any particular LTC-DRG relative weight by converting each LTCH's charge for a case to a relative value based on that LTCH's average charge.

Under the hospital-specific relative value method, we standardize charges for each LTCH by converting its charges

for each case to hospital-specific relative charge values and then adjusting those values for the LTCH's case-mix. The adjustment for case-mix is needed to rescale the hospital-specific relative charge values (which, by definition, averages 1.0 for each LTCH). The average relative weight for a LTCH is its case-mix, so it is reasonable to scale each LTCH's average relative charge value by its case-mix. In this way, each LTCH's relative charge value is adjusted by its case-mix to an average that reflects the complexity of the cases it treats relative to the complexity of the cases treated by all other LTCHs (the average case-mix of all LTCHs).

In accordance with the methodology established under § 412.523, we standardize charges for each case by first dividing the adjusted charge for the case (adjusted for short-stay outliers under § 412.529 as described in section II.D.4. (step 3) of this preamble) by the average adjusted charge for all cases at the LTCH in which the case was treated. Short-stay outliers under § 412.529 are cases with a length of stay that is less than or equal to five-sixths the average length of stay of the LTC-DRG. The average adjusted charge reflects the average intensity of the health care services delivered by a particular LTCH and the average cost level of that LTCH. The resulting ratio is multiplied by that LTCH's case-mix index to determine the standardized charge for the case.

Multiplying by the LTCH's case-mix index accounts for the fact that the same relative charges are given greater weight in a LTCH with higher average costs than they would at a LTCH with low average costs which is needed to adjust each LTCH's relative charge value to reflect its case-mix relative to the average case-mix for all LTCHs. Because we standardize charges in this manner, we count charges for a Medicare patient at a LTCH with high average charges as less resource intensive than they would be at a LTCH with low average charges. For example, a \$10,000 charge for a case in a LTCH with an average adjusted charge of \$17,500 reflects a higher level of relative resource use than a \$10,000 charge for a case in a LTCH with the same case-mix, but an average adjusted charge of \$35,000. We believe that the adjusted charge of an individual case more accurately reflects actual resource use for an individual LTCH because the variation in charges due to systematic differences in the markup of charges among LTCHs is taken into account.

*Comment:* MedPAC supported the use of the hospital-specific relative value methodology for determining the LTC-DRG relative weights, stating that "[t]his method eliminates distortions in

weights due to systematic differences among hospitals in the level of costs per case and in charge markups." The Commission believed that we should explore the use of this methodology for the DRG relative weights used under the IPPS.

*Response:* We appreciate MedPAC's support of the use of the hospital-specific relative value methodology for determining the LTC-DRG relative weights. As we discuss above, because by nature LTCHs often specialize in certain types of care, we believe it is important to remove any hospital-specific source of bias in measuring LTCHs' average charges. Therefore, we have continued to use of the hospital-specific relative value methodology for determining the final FY 2005 LTC-DRG relative weights shown in Table 11 of this final rule.

As discussed above, we believe that the LTCHs' charge data are particularly vulnerable to having a hospital-specific source of bias when measuring LTCHs' average charges because of the small number of LTCHs (approximately 300 hospitals with approximately 100,00 discharges annually) and the relatively high degree of specialization of many LTCHs. There are over 4,000 short-term acute care hospitals paid under the IPPS, with approximately 11.9 million discharges annually, that generally treat a wide range of conditions, rather than specializing in one or two types of conditions. Therefore, although we agree with the Commission that the hospital-specific relative value methodology eliminates distortions in relative weights due to systematic differences among hospitals' charges, we do not believe that it is necessary to use the hospital-specific relative value methodology under the IPPS since short-term acute care hospitals' charge data is not as susceptible to having a hospital-specific source of bias when measuring average charges.

Furthermore, as we discussed in the August 1, 2000, IPPS final rule (65 FR 47103), in 1995 the MedPAC's predecessor, the Prospective Payment Assessment Commission, made a similar recommendation to adopt the hospital-specific relative value methodology under the IPPS. In the June 2, 1995, proposed rule (60 FR 29246), we agreed with the Commission's judgment that basing the

IPPS DRG weights on standardized charges results in weights that are somewhat distorted as measures of the relative costliness of treating a typical case in each DRG, and that the hospital-specific relative value method of setting weights may reduce or eliminate distortions present in the current system. However, in our discussion on DRG refinements under the IPPS in the same rule (60 FR 29209), we reiterated our position published in the final rule on September 1, 1992 (57 FR 39761), that we would not propose to make significant changes to the DRG classification system under the IPPS, unless we are able to either improve our ability to predict coding changes by validating in advance the impact that potential DRG changes may have on coding behavior, or to make methodological changes to prevent building the inflationary effects of the coding changes into future program payments. Without further evaluation, we do not believe it would be appropriate to change the methodology for determining the DRG relative weights under the IPPS at this time. The development of the FY 2005 DRG relative weights used under the IPPS for short-term acute care hospitals is discussed in section II.C. of this preamble.

#### d. Low-Volume LTC-DRGs

In order to account for LTC-DRGs with low-volume (that is, with fewer than 25 LTCH cases), in accordance with the methodology discussed in the August 30, 2002, LTCH PPS final rule (67 FR 55984) and in the May 18, 2004, IPPS proposed rule (69 FR 28228), we group those low-volume LTC-DRGs into one of five categories (quintiles) based on average charges, for the purposes of determining relative weights. For this final rule, using LTCH cases from the March 2004 update of the FY 2003 MedPAR file, we identified 172 LTC-DRGs that contained between 1 and 24 cases. This list of LTC-DRGs was then divided into one of the 5 low-volume quintiles, each containing a minimum of 34 LTC-DRGs ( $172/5 = 34$  with 2 LTC-DRGs as the remainder). For FY 2005, as we described in the May 18, 2004 IPPS proposed rule, we are making an assignment to a specific low-volume quintile by sorting the low-volume LTC-DRGs in ascending order by

average charge. For this final rule, this results in an assignment to a specific low volume quintile of the sorted 172 low-volume LTC-DRGs by ascending order by average charge. Since the number of LTC-DRGs with less than 25 LTCH cases is not evenly divisible by five, the average charge of the low-volume LTC-DRG was used to determine which low-volume quintile received the additional LTC-DRG. After sorting the 172 low-volume LTC-DRGs in ascending order, we grouped the first fifth (34) of low-volume LTC-DRGs with the lowest average charge would be grouped into Quintile 1. The highest average charge cases are grouped into Quintile 5. Since the average charge of the 103rd LTC-DRG in the sorted list is closer to the previous LTC-DRG's average charge (assigned to Quintile 3) than to the average charge of the 104th LTC-DRG in the sorted list (to be assigned to Quintile 4), we placed it into Quintile 3. This process was repeated through the remaining low-volume LTC-DRGs so that 3 low-volume quintiles contain 34 LTC-DRGs and 2 low-volume quintiles contain 35 LTC-DRGs.

In order to determine the relative weights for the LTC-DRGs with low volume for FY 2005, in accordance with the methodology described in the August 30, 2002 LTCH PPS final rule (67 FR 55984) and cited in the May 18, 2004 IPPS proposed rule, we used the five low-volume quintiles described above. The composition of each of the five low-volume quintiles shown below in Table 1 is used in determining the LTC-DRG relative weights for FY 2005. We determine a relative weight and (geometric) average length of stay for each of the five low-volume quintiles using the formula that we apply to the regular LTC-DRGs (25 or more cases), as described below in section II.D.4. of this preamble. We assign the same relative weight and average length of stay to each of the LTC-DRGs that make up that low-volume quintile. We note that, as this system is dynamic, it is possible that the number and specific type of LTC-DRGs with a low volume of LTCH cases will vary in the future. We use the best available claims data in the MedPAR file to identify low-volume LTC-DRGs and to calculate the relative weights based on our methodology.

BILLING CODE 4121-01-P

Table 1.—Composition of Low-Volume Quintiles

LTC-DRG	Description
<b>QUINTILE 1</b>	
11	NERVOUS SYSTEM NEOPLASMS W/O CC
43	HYPHEMA
45	NEUROLOGICAL EYE DISORDERS
47	OTHER DISORDERS OF THE EYE AGE >17 W/O CC
84	MAJOR CHEST TRAUMA W/O CC
93	INTERSTITIAL LUNG DISEASE W/O CC
95	PNEUMOTHORAX W/O CC
110	MAJOR CARDIOVASCULAR PROCEDURES W CC
119	VEIN LIGATION & STRIPPING
143	CHEST PAIN
149	MAJOR SMALL & LARGE BOWEL PROCEDURES W/O CC
178	UNCOMPLICATED PEPTIC ULCER W/O CC
193	BILIARY TRACT PROC EXCEPT ONLY CHOLECYST W OR W/O C.D.E. W CC
208	DISORDERS OF THE BILIARY TRACT W/O CC
229	HAND OR WRIST PROC, EXCEPT MAJOR JOINT PROC, W/O CC
237	SPRAINS, STRAINS, & DISLOCATIONS OF HIP, PELVIS & THIGH
241	CONNECTIVE TISSUE DISORDERS W/O CC
260	SUBTOTAL MASTECTOMY FOR MALIGNANCY W/O CC
273	MAJOR SKIN DISORDERS W/O CC
275	MALIGNANT BREAST DISORDERS W/O CC
284	MINOR SKIN DISORDERS W/O CC
324	URINARY STONES W/O CC
326	KIDNEY & URINARY TRACT SIGNS & SYMPTOMS AGE >17 W/O CC
339	TESTES PROCEDURES, NON-MALIGNANCY AGE >17
347	MALIGNANCY, MALE REPRODUCTIVE SYSTEM, W/O CC
367	MALIGNANCY, FEMALE REPRODUCTIVE SYSTEM W/O CC
404	LYMPHOMA & NON-ACUTE LEUKEMIA W/O CC
427	NEUROSES EXCEPT DEPRESSIVE
433	ALCOHOL/DRUG ABUSE OR DEPENDENCE, LEFT AMA
450	POISONING & TOXIC EFFECTS OF DRUGS AGE >17 W/O CC
500	BACK & NECK PROCEDURES EXCEPT SPINAL FUSION W/O CC
509	FULL THICKNESS BURN W/O SKIN GRFT OR INH INJ W/O CC OR SIG TRAUMA
522	ALC/DRUG ABUSE OR DEPEND W REHABILITATION THERAPY W/O CC
532	SPINAL PROCEDURES W/O CC
<b>QUINTILE 2</b>	
8	PERIPH & CRANIAL NERVE & OTHER NERV SYST PROC W/O CC
17	NONSPECIFIC CEREBROVASCULAR DISORDERS W/O CC
22	HYPERTENSIVE ENCEPHALOPATHY
25	SEIZURE & HEADACHE AGE >17 W/O CC
31	CONCUSSION AGE >17 W CC
46	OTHER DISORDERS OF THE EYE AGE >17 W CC
69	OTITIS MEDIA & URI AGE >17 W/O CC
83	MAJOR CHEST TRAUMA W CC
109	CORONARY BYPASS W/O PTCA OR CARDIAC CATH
117	CARDIAC PACEMAKER REVISION EXCEPT DEVICE REPLACEMENT
129	CARDIAC ARREST, UNEXPLAINED
140	ANGINA PECTORIS
142	SYNCOPE & COLLAPSE W/O CC
181	G.I. OBSTRUCTION W/O CC
206	DISORDERS OF LIVER EXCEPT MALIG,CIRR,ALC HEPA W/O CC
227	SOFT TISSUE PROCEDURES W/O CC
250	FX, SPRN, STRN & DISL OF FOREARM, HAND, FOOT AGE >17 W CC



LTC-DRG	Description
251	FX, SPRN, STRN & DISL OF FOREARM, HAND, FOOT AGE >17 W/O CC
276	NON-MALIGANT BREAST DISORDERS
295	DIABETES AGE 0-35
305	KIDNEY, URETER & MAJOR BLADDER PROC FOR NON-NEOPL W/O CC
323	URINARY STONES W CC, &/OR ESW LITHOTRIPSY
328	URETHRAL STRICTURE AGE >17 W CC
348	BENIGN PROSTATIC HYPERTROPHY W CC
349	BENIGN PROSTATIC HYPERTROPHY W/O CC
399	RETICULOENDOTHELIAL & IMMUNITY DISORDERS W/O CC
414	OTHER MYELOPROLIF DIS OR POORLY DIFF NEOPL DIAG W/O CC
441	HAND PROCEDURES FOR INJURIES
449	POISONING & TOXIC EFFECTS OF DRUGS AGE >17 W CC
455	OTHER INJURY, POISONING & TOXIC EFFECT DIAG W/O CC
467	OTHER FACTORS INFLUENCING HEALTH STATUS
479	OTHER VASCULAR PROCEDURES W/O CC
511	NON-EXTENSIVE BURNS W/O CC OR SIGNIFICANT TRAUMA
518	PERC CARDIO PROC W/O CORONARY ARTERY STENT OR AMI
<b>QUINTILE 3</b>	
29	TRAUMATIC STUPOR & COMA, COMA <1 HR AGE >17 W/O CC
44	ACUTE MAJOR EYE INFECTIONS
86	PLEURAL EFFUSION W/O CC
122	CIRCULATORY DISORDERS W AMI W/O MAJOR COMP, DISCHARGED ALIVE
124	CIRCULATORY DISORDERS EXCEPT AMI, W CARD CATH & COMPLEX DIAG
128	DEEP VEIN THROMBOPHLEBITIS
136	CARDIAC CONGENITAL & VALVULAR DISORDERS AGE >17 W/O CC
159	HERNIA PROCEDURES EXCEPT INGUINAL & FEMORAL AGE >17 W CC
175	G.I. HEMORRHAGE W/O CC
177	UNCOMPLICATED PEPTIC ULCER W CC
200	HEPATOBIILIARY DIAGNOSTIC PROCEDURE FOR NON-MALIGNANCY
228	MAJOR THUMB OR JOINT PROC, OR OTH HAND OR WRIST PROC W CC
234	OTHER MUSCULOSKELET SYS & CONN TISS O.R. PROC W/O CC
262	BREAST BIOPSY & LOCAL EXCISION FOR NON-MALIGNANCY
266	SKIN GRAFT &/OR DEBRID EXCEPT FOR SKIN ULCER OR CELLULITIS W/O CC
270	OTHER SKIN, SUBCUT TISS & BREAST PROC W/O CC
288	O.R. PROCEDURES FOR OBESITY
301	ENDOCRINE DISORDERS W/O CC
307	PROSTATECTOMY W/O CC
310	TRANSURETHRAL PROCEDURES W CC
319	KIDNEY & URINARY TRACT NEOPLASMS W/O CC
325	KIDNEY & URINARY TRACT SIGNS & SYMPTOMS AGE >17 W CC
369	MENSTRUAL & OTHER FEMALE REPRODUCTIVE SYSTEM DISORDERS
447	ALLERGIC REACTIONS AGE >17
454	OTHER INJURY, POISONING & TOXIC EFFECT DIAG W CC
476	PROSTATIC O.R. PROCEDURE UNRELATED TO PRINCIPAL DIAGNOSIS
496	COMBINED ANTERIOR/POSTERIOR SPINAL FUSION
497	SPINAL FUSION EXCEPT CERVICAL W CC
505	EXTENSIVE BURNS OF FULL THICKNESS BURNS WITH MECH VENT 96+HRS WITHOUT SKIN GRAFT

LTC-DRG	Description
517	PERC CARDIO PROC W NON-DRUG ELUTING STENT W/O AMI
519	CERVICAL SPINAL FUSION W CC
523	ALC/DRUG ABUSE OR DEPEND W/O REHABILITATION THERAPY W/O CC
535	CARDIAC DEFIB IMPLANT W CARDIAC CATH W AMI/HF/SHOCK
538	LOCAL EXCIS & REMOV OF INT FIX DEV EXCEPT HIP & FEMUR W/O CC
539	LYMPHOMA & LEUKEMIA W MAJOR OR PROCEDURE W CC
<b>QUINTILE 4</b>	
1	CRANIOTOMY AGE >17 W CC
21	VIRAL MENINGITIS
63	OTHER EAR, NOSE, MOUTH & THROAT O.R. PROCEDURES
102	OTHER RESPIRATORY SYSTEM DIAGNOSES W/O CC
108	OTHER CARDIOTHORACIC PROCEDURES
115	PRM CARD PACEM IMPL W AMI/HR/SHOCK OR AICD LEAD OR GNRTR
157	ANAL & STOMAL PROCEDURES W CC
168	MOUTH PROCEDURES W CC
173	DIGESTIVE MALIGNANCY W/O CC
201	OTHER HEPATOBILIARY OR PANCREAS O.R. PROCEDURES
218	LOWER EXTREM & HUMER PROC EXCEPT HIP, FOOT, FEMUR AGE >17 W CC
292	OTHER ENDOCRINE, NUTRIT & METAB O.R. PROC W CC
299	INBORN ERRORS OF METABOLISM
303	KIDNEY, URETER & MAJOR BLADDER PROCEDURES FOR NEOPLASM
304	KIDNEY, URETER & MAJOR BLADDER PROC FOR NON-NEOPL W CC
306	PROSTATECTOMY W CC
308	MINOR BLADDER PROCEDURES W CC
312	URETHRAL PROCEDURES, AGE >17 W CC
336	TRANSURETHRAL PROSTATECTOMY W CC
352	OTHER MALE REPRODUCTIVE SYSTEM DIAGNOSES
394	OTHER O.R. PROCEDURES OF THE BLOOD AND BLOOD FORMING ORGANS
401	LYMPHOMA & NON-ACUTE LEUKEMIA W OTHER O.R. PROC W CC
408	MYELOPROLIF DISORD OR POORLY DIFF NEOPL W OTHER O.R. PROC
410	CHEMOTHERAPY W/O ACUTE LEUKEMIA AS SECONDARY DIAGNOSIS
419	FEVER OF UNKNQWN ORIGIN AGE >17 W CC
420	FEVER OF UNKNOWN ORIGIN AGE >17 W/O CC
485	LIMB REATTACHMENT, HIP AND FEMUR PROC FOR MULTIPLE SIGNIFICANT TRA
493	LAPAROSCOPIC CHOLECYSTECTOMY W/O C.D.E. W CC
499	BACK & NECK PROCEDURES EXCEPT SPINAL FUSION W CC
501	KNEE PROCEDURES W PDX OF INFECTION W CC
502	KNEE PROCEDURES W PDX OF INFECTION W/O CC
503	KNEE PROCEDURES W/O PDX OF INFECTION
506	FULL THICKNESS BURN W SKIN GRAFT OR INHAL INJ W CC OR SIG TRAUMA
529	VENTRICULAR SHUNT PROCEDURES W CC
531	SPINAL PROCEDURES W CC
<b>QUINTILE 5</b>	
55	MISCELLANEOUS EAR, NOSE, MOUTH & THROAT PROCEDURES
77	OTHER RESP SYSTEM O.R. PROCEDURES W/O CC
116	OTHER PERMANENT CARDIAC PACEMAKER IMPLANT
118	CARDIAC PACEMAKER DEVICE REPLACEMENT

LTC-DRG	Description
125	CIRCULATORY DISORDERS EXCEPT AMI, W CARD CATH W/O COMPLEX DIAG
150	PERITONEAL ADHESIOLYSIS W CC
152	MINOR SMALL & LARGE BOWEL PROCEDURES W CC
154	STOMACH, ESOPHAGEAL & DUODENAL PROCEDURES AGE >17 W CC
161	INGUINAL & FEMORAL HERNIA PROCEDURES AGE >17 W CC
171	OTHER DIGESTIVE SYSTEM O.R. PROCEDURES W/O CC
191	PANCREAS, LIVER & SHUNT PROCEDURES W CC
197	CHOLECYSTECTOMY EXCEPT BY LAPAROSCOPE W/O C.D.E. W CC
209	MAJOR JOINT & LIMB REATTACHMENT PROCEDURES OF LOWER EXTREMITY
210	HIP & FEMUR PROCEDURES EXCEPT MAJOR JOINT AGE >17 W CC
216	BIOPSIES OF MUSCULOSKELETAL SYSTEM & CONNECTIVE TISSUE
226	SOFT TISSUE PROCEDURES W CC
230	LOCAL EXCISION & REMOVAL OF INT FIX DEVICES OF HIP & FEMUR
261	BREAST PROC FOR NON-MALIGNANCY EXCEPT BIOPSY & LOCAL EXCISION
267	PERIANAL & PILONIDAL PROCEDURES
268	SKIN, SUBCUTANEOUS TISSUE & BREAST PLASTIC PROCEDURES
338	TESTES PROCEDURES, FOR MALIGNANCY
341	PENIS PROCEDURES
344	OTHER MALE REPRODUCTIVE SYSTEM O.R. PROCEDURES FOR MALIGNANCY
345	OTHER MALE REPRODUCTIVE SYSTEM O.R. PROC EXCEPT FOR MALIGNANCY
365	OTHER FEMALE REPRODUCTIVE SYSTEM O.R. PROCEDURES
406	MYELOPROLIF DISORD OR POORLY DIFF NEOPL W MAJ O.R.PROC W CC
424	O.R. PROCEDURE W PRINCIPAL DIAGNOSES OF MENTAL ILLNESS
443	OTHER O.R. PROCEDURES FOR INJURIES W/O CC
486	OTHER O.R. PROCEDURES FOR MULTIPLE SIGNIFICANT TRAUMA
488	HIV W EXTENSIVE O.R. PROCEDURE
515	CARDIAC DEFIBRILLATOR IMPLANT W/O CARDIAC CATH
533	EXTRACRANIAL PROCEDURES W CC
536	CARDIAC DEFIB IMPLANT W CARDIAC CATH W/O AMI/HF/SHOCK
543	CRANIOTOMY W IMPLANT OF CHEMO AGENT OR ACUTE COMPLEX CNS PDX

One of the original 172 low-volume LTC-DRGs initially assigned to this low-volume quintile; removed from the low-volume quintiles in addressing nonmonotonicity (see step 5 below).

#### BILLING CODE 4121-01-C

#### 4. Steps for Determining the FY 2005 LTC-DRG Relative Weights

As we noted previously, the FY 2005 LTC-DRG relative weights are determined in accordance with the methodology described in the August 1, 2003 IPPS final rule (68 FR 45367) and cited in the May 18, 2004 IPPS proposed rule (69 FR 28231). In summary, LTCH cases must be grouped in the appropriate LTC-DRG, while taking into account the low-volume LTC-DRGs as described above, before the FY 2005 LTC-DRG relative weights can be determined. After grouping the cases in the appropriate LTC-DRG, we calculate the relative weights for FY 2005 in this final rule by first removing statistical

outliers and cases with a length of stay of 7 days or less. Next, we adjust the number of cases in each LTC-DRG for the effect of short-stay outlier cases under § 412.529. The short-stay adjusted discharges and corresponding charges are used to calculate "relative adjusted weights" in each LTC-DRG using the hospital-specific relative value method described above.

Below we discuss in detail the steps for calculating the FY 2005 LTC-DRG relative weights.

##### Step 1—Remove statistical outliers.

The first step in the calculation of the FY 2005 LTC-DRG relative weights is to remove statistical outlier cases. We define statistical outliers as cases that are outside of 3.0 standard deviations from the mean of the log distribution of

both charges per case and the charges per day for each LTC-DRG. These statistical outliers are removed prior to calculating the relative weights. We believe that they may represent aberrations in the data that distort the measure of average resource use. Including those LTCH cases in the calculation of the relative weights could result in an inaccurate relative weight that does not truly reflect relative resource use among the LTC-DRGs.

##### Step 2—Remove cases with a length of stay of 7 days or less.

The FY 2005 LTC-DRG relative weights reflect the average of resources used on representative cases of a specific type. Generally, cases with a length of stay 7 days or less do not belong in a LTCH because these stays do

not fully receive or benefit from treatment that is typical in a LTCH stay, and full resources are often not used in the earlier stages of admission to a LTCH. If we were to include stays of 7 days or less in the computation of the FY 2005 LTC-DRG relative weights, the value of many relative weights would decrease and, therefore, payments would decrease to a level that may no longer be appropriate.

We do not believe that it would be appropriate to compromise the integrity of the payment determination for those LTCH cases that actually benefit from and receive a full course of treatment at a LTCH, in order to include data from these very short-stays. Thus, in determining the FY 2005 LTC-DRG relative weights, we remove LTCH cases with a length of stay of 7 days or less.

*Comment:* One commenter believes that it is inappropriate to exclude cases with a length of stay of 7 days or less from the calculation of the proposed LTC-DRG relative weights since it is not uncommon for very resource intensive patients to expire within the first 7 days of the stay. The commenter also suggested that we consider creating a separate LTC-DRG for LTCH patients that expire within the first 7 days of the stay.

*Response:* While we understand the commenters concerns, as we discussed in the August 30, 2002, final rule (67 FR 55989) which implemented the LTCH PPS, in calculating the LTC-DRG relative weights, we exclude cases with a length of stay of 7 days or less because we believe that, generally, cases with a length of stay of 7 days or less do not belong in a LTCH. In general, LTCHs are defined by statute as hospitals having an average length of stay of greater than 25 days. LTCHs typically furnish extended medical and rehabilitative care for patients who are clinically complex and have multiple or chronic conditions. Generally, LTCH cases with very short lengths of stay (that is, 7 days or less) are discharged from the LTCH before the patient receives a full course of treatment, and therefore do not use the same amount or type of resources as typical LTCH "inlier" cases (that is, cases in which Medicare covered days exceed five-sixths of the geometric average length of stay for the LTC-DRG and the patient is discharged prior to receiving a LTCH PPS high cost outlier payment). We believe that the length of stay of an "inlier" case is indicative of a LTCH patient receiving a full course of treatment because such cases include cases with stays that received a full LTC-DRG payment, which represents the average resources used for that DRG (that is, the case does not receive an

adjusted short-stay outlier payment or a high-cost outlier payment). LTCH discharges with very short lengths of stay (that is, 7 days or less) often occur when it is determined, following admission to a LTCH, that the beneficiary would receive more appropriate care at another setting. Other circumstances that result in cases with very short stays (that is, 7 days or less) would involve patients who were either discharged to their home or who expired within the first 7 days of being admitted to an LTCH. Because LTCH cases with very short lengths of stay (that is, 7 days or less) do not use the same amount or type of resources as typical LTCH inlier cases, our simulations indicate that including these cases would significantly bias payments against LTCH inlier cases to a point where LTCH inlier cases would be underpaid.

As we also discussed in the August 30, 2002, LTCH PPS final rule (65 FR 55989), the LTC-DRG relative weights reflect the average resources used on representative cases of a specific type. Stays of 7 days or less generally do not fully receive or benefit from treatment that is typical in a LTCH stay because the patient is discharged prior to receiving a full course of treatment that a LTCH inlier patient would receive. In addition, full resources are often not used in the earlier stages of an admission to a LTCH because the patient is often medically unstable, and initial efforts are focused on stabilizing the patient before beginning treatment of the patient's additional complications and comorbidities. If we did include stays of 7 days or less in the calculation of the LTC-DRG relative weights, the value of many relative weights would decrease for cases that do, in fact, receive a full course of treatment, and, therefore, LTCH inlier payments could decrease to a level that would not be appropriate (that is, provide sufficient payment). We continue to believe that it is not appropriate to compromise the integrity of the payment amounts for LTCH inlier cases that actually benefit from and receive a full course of treatment at a LTCH in order to include data from cases with stays of 7 days or less. Therefore, we disagree with the commenter that cases with lengths of stay of 7 days or less should be included in the calculation of the LTC-DRG relative weights. Accordingly, in this final rule, in calculating the FY 2005 LTC-DRG relative weights, as we proposed, we have removed cases with a length of stay of 7 days or less.

With regard to the commenter's suggestion that we create a separate LTC-DRG for patients who expire, as we

also discussed in the August 30, 2002, LTCH PPS final rule (67 FR 56002), we do not believe that a separate LTC-DRG for patients who expire is necessary. We continue to believe that the short-stay outlier policy at § 412.529 adequately addresses payments for patients who expire August 30, 2002. LTCH PPS final rule (65 FR 56006), because a case with a length of stay up to and including five-sixths of the average length of stay of the LTC-DRG is paid under the short-stay outlier policy regardless of whether or not the patient expires. Under the short-stay outlier policy (§ 412.529), generally a case is paid the least of 120 percent of the estimated cost of the case, 120 percent of the LTC-DRG specific per diem amount, or the full LTC-DRG payment.

We continue to believe that adjusted payments under the short-stay outlier policy for cases that expire generally compensate for any increased costs associated with treating a severely ill patient who dies, including those who expire within 7 days of being admitted to a LTCH. We note that one of the principles underlying prospective payment is that it is a system of payments based on average costs that assumes that some patient stays will consume more resources than the typical stay, while other patients will demand fewer resources. Thus, an efficiently operated hospital should be able to deliver care to its Medicare patients for an overall cost that is at or below the amount paid under the LTCH PPS. We continue to believe the LTCH PPS payment adequately address payments for patients who expire, and therefore, we are not adopting the commenter's suggestion to create a separate LTC-DRG for LTCH patients that expire within the first 7 days of the stay. Accordingly, in establishing the final FY 2005 LTC-DRG relative weights, we continue to exclude cases with a length of stay of 7 days or less and we continue to include the total charges of cases with a length of stay of 8 days or more, including patients who expire, in the LTC-DRG to which the case is assigned based on version 22.0 of the GROUPEX.

*Step 3—Adjust charges for the effects of short-stay outliers.*

The third step in the calculation of the FY 2005 LTC-DRG relative weights is to adjust each LTCH's charges per discharge for short-stay outlier cases (that is, a patient with a length of stay that is less than or equal to five-sixths the average length of stay of the LTC-DRG).

We make this adjustment by counting a short-stay outlier as a fraction of a discharge based on the ratio of the

length of stay of the case to the average length of stay for the LTC-DRG for nonshort-stay outlier cases. This has the effect of proportionately reducing the impact of the lower charges for the short-stay outlier cases in calculating the average charge for the LTC-DRG. This process produces the same result as if the actual charges per discharge of a short-stay outlier case were adjusted to what they would have been had the patient's length of stay been equal to the average length of stay of the LTC-DRG.

As we explained in the May 18, 2004 proposed rule (69 FR 28231), counting short-stay outlier cases as full discharges with no adjustment in determining the LTC-DRG relative weights would lower the LTC-DRG relative weight for affected LTC-DRGs because the relatively lower charges of the short-stay outlier cases would bring down the average charge for all cases within an LTC-DRG. This would result in an "underpayment" to nonshort-stay outlier cases and an "overpayment" to short-stay outlier cases. Therefore, in this final rule, we adjust for short-stay outlier cases under § 412.529 in this manner because it results in more appropriate payments for all LTCH cases.

*Step 4—Calculate the FY 2005 LTC-DRG relative weights on an iterative basis.*

The process of calculating the LTC-DRG relative weights using the hospital specific relative value methodology is iterative. First, for each LTCH case, we calculate a hospital-specific relative charge value by dividing the short-stay outlier adjusted charge per discharge (see step 3) of the LTCH case (after removing the statistical outliers (see step 1)) and LTCH cases with a length of stay of 7 days or less (see step 2) by the average charge per discharge for the LTCH in which the case occurred. The resulting ratio is then multiplied by the LTCH's case-mix index to produce an adjusted hospital-specific relative charge value for the case. An initial case-mix index value of 1.0 is used for each LTCH.

For each LTC-DRG, the FY 2005 LTC-DRG relative weight is calculated by dividing the average of the adjusted hospital-specific relative charge values (from above) for the LTC-DRG by the overall average hospital-specific relative charge value across all cases for all LTCHs. Using these recalculated LTC-DRG relative weights, each LTCH's average relative weight for all of its cases (case-mix) is calculated by dividing the sum of all the LTCH's LTC-DRG relative weights by its total number of cases. The LTCHs' hospital-specific relative charge values above are

multiplied by these hospital specific case-mix indexes. These hospital-specific case-mix adjusted relative charge values are then used to calculate a new set of LTC-DRG relative weights across all LTCHs. In this final rule, this iterative process is continued until there is convergence between the weights produced at adjacent steps, for example, when the maximum difference is less than 0.0001.

*Step 5—Adjust the FY 2005 LTC-DRG relative weights to account for nonmonotonically increasing relative weights.*

As explained in section II.B. of this preamble, the FY 2005 CMS DRGs, which the FY 2005 LTC-DRGs are based, contain "pairs" that are differentiated based on the presence or absence of CCs. The LTC-DRGs with CCs are defined by certain secondary diagnoses not related to or inherently a part of the disease process identified by the principal diagnosis, but the presence of additional diagnoses does not automatically generate a CC. As we discussed in the May 18, 2004 IPPS proposed rule (69 FR 28232), the value of monotonically increasing relative weights rises as the resource use increases (for example, from uncomplicated to more complicated). The presence of CCs in an LTC-DRG means that cases classified into a "without CC" LTC-DRG are expected to have lower resource use (and lower costs). In other words, resource use (and costs) are expected to decrease across "with CC"/"without CC" pairs of LTC-DRGs.

For a case to be assigned to a LTC-DRG with CCs, more coded information is called for (that is, at least one relevant secondary diagnosis), than for a case to be assigned to an LTC-DRG "without CCs" (which is based on only one principal diagnosis and no relevant secondary diagnoses). Currently, the LTCH claims data include both accurately coded cases without complications and cases that have complications (and cost more), but were not coded completely. Both types of cases are grouped to an LTC-DRG "without CCs" because only one principal diagnosis was coded. Since the LTCH PPS was only implemented for cost reporting periods beginning on or after October 1, 2002 (FY 2003) and LTCHs were previously paid under cost-based reimbursement, which is not based on patient diagnoses, coding by LTCHs for these cases may not have been as detailed as possible.

Thus, in developing the FY 2003 LTC-DRG relative weights for the LTCH PPS based on FY 2001 claims data, as we discussed in the August 30, 2002

LTCH PPS final rule (67 FR 55990), we found on occasion that the data suggested that cases classified to the LTC-DRG "with CCs" of a "with CC"/"without CC" pair had a lower average charge than the corresponding LTC-DRG "without CCs." Similarly, based on FY 2003 claims data, we also found on occasion that the data suggested that cases classified to the LTC-DRG "with CCs" of a "with CC"/"without CC" pair have a lower average charge than the corresponding LTC-DRG "without CCs" for FY 2005.

We believe this anomaly may be due to coding that may not have fully reflected all comorbidities that were present. Specifically, LTCHs may have failed to code relevant secondary diagnoses, which resulted in cases that actually had CCs being classified into a "without CC" LTC-DRG. It would not be appropriate to pay a lower amount for the "with CC" LTC-DRG. Therefore, in this final rule, we grouped both the cases "with CCs" and "without CCs" together for the purpose of calculating the FY 2005 LTC-DRG relative weights in this final rule. As we stated in the August 30, 2002 LTCH PPS final rule (67 FR 55990), we will continue to employ this methodology to account for nonmonotonically increasing relative weights until we have adequate data to calculate appropriate separate weights for these anomalous LTC-DRG pairs. We expect that, as was the case when we first implemented the IPPS, this problem will be self-correcting, as LTCHs submit more completely coded data in the future.

There are three types of "with CC" and "without CC" pairs that could be nonmonotonic, that is, where the "without CC" LTC-DRG would have a higher average charge than the "with CC" LTC-DRG. For this final rule, using the LTCH cases in the March 2004 update of the FY 2003 MedPAR file, we identified two of the three types of nonmonotonic LTC-DRG pairs.

The first category of nonmonotonically increasing relative weights for FY 2005 LTC-DRG pairs "with and without CCs" contains 2 pairs of LTC-DRGs in which both the LTC-DRG "with CCs" and the LTC-DRG "without CCs" had 25 or more LTCH cases and, therefore, did not fall into one of the 5 low-volume quintiles. For those nonmonotonic LTC-DRG pairs, as discussed in the May 18, 2004, proposed rule, we combine the LTCH cases and compute a new relative weight based on the case-weighted average of the combined LTCH cases of the LTC-DRGs. The case-weighted average charge is determined by dividing the total charges for all LTCH

cases by the total number of LTCH cases for the combined LTC-DRG. This new relative weight is then assigned to both of the LTC-DRGs in the pair. In this final rule, for FY 2005, LTC-DRGs 144 and 145 and LTC-DRGs 444 and 445 are in this category.

The second category of nonmonotonically increasing relative weights for LTC-DRG pairs with and without CCs consists of zero pairs of LTC-DRGs that has fewer than 25 cases, and each LTC-DRG is grouped to different low-volume quintiles in which the "without CC" LTC-DRG is in a higher-weighted low-volume quintile than the "with CC" LTC-DRG. For those pairs, as we discussed in the May 18, 2004, proposed rule (69 FR 28232), we combine the LTCH cases and determine the case-weighted average charge for all LTCH cases. The case-weighted average charge is determined by dividing the total charges for all LTCH cases by the total number of LTCH cases for the combined LTC-DRG. Based on the case-weighted average LTCH charge, we determine which low-volume quintile the "combined LTC-DRG" is grouped. Both LTC-DRGs in the pair are then grouped into the same low-volume quintile, and thus have the same relative weight. In this final rule, for FY 2005, there are no LTC-DRGs that fall into this category.

The third category of nonmonotonically increasing relative weights for LTC-DRG pairs with and without CCs consists of 10 pairs of LTC-DRGs where one of the LTC-DRGs has fewer than 25 LTCH cases and is grouped to a low-volume quintile and the other LTC-DRG has 25 or more LTCH cases and has its own LTC-DRG relative weight, and the LTC-DRG "without CCs" has the higher relative weight. As discussed in the May 18, 2004 proposed rule (69 FR 28232), we remove the low-volume LTC-DRG from the low-volume quintile and combine it with the other LTC-DRG for the computation of a new relative weight for

each of these LTC-DRGs. This new relative weight is assigned to both LTC-DRGs, so they each have the same relative weight. In this final rule, for FY 2005, the following LTC-DRGs are in this category: LTC-DRGs 85 and 86; LTC-DRGs 101 and 102; LTC-DRGs 141 and 142; LTC-DRGs 170 and 171; LTC-DRGs 172 and 173; LTC-DRGs 175 and 175; LTC-DRGs 300 and 301; LTC-DRGs 318 and 319; LTC-DRGs 442 and 443; and LTC-DRGs 521, 522 and 523 (We note, 3 LTC-DRGs make up this non-monotonic "pair" of DRGs because the "without CCs" DRG is further divided into two DRGs based on the presence or absence of rehabilitation therapy, so that there is one DRG in this non-monotonic "pair" with CCs and two DRGs in this non-monotonic "pair" without CCs).

*Step 6—Determine an FY 2005 LTC-DRG relative weight for LTC-DRGs with no LTCH cases.*

As we stated above, we determine the relative weight for each LTC-DRG using charges reported in the March 2004 update of the FY 2003 MedPAR file. Of the 520 LTC-DRGs for FY 2005, we identified 171 LTC-DRGs for which there were no LTCH cases in the database. That is, based on data from the FY 2003 MedPAR file used in this final rule, no patients who would have been classified to those LTC-DRGs were treated in LTCHs during FY 2003 and, therefore, no charge data were reported for those LTC-DRGs. Thus, in the process of determining the LTC-DRG relative weights, we are unable to determine weights for these 171 LTC-DRGs using the methodology described in steps 1 through 5 above. However, because patients with a number of the diagnoses under these LTC-DRGs may be treated at LTCHs beginning in FY 2005, we assign relative weights to each of the 171 "no volume" LTC-DRGs based on clinical similarity and relative costliness to one of the remaining 349 (520 - 171 = 349) LTC-DRGs for which

we are able to determine relative weights, based on FY 2003 claims data.

As there are currently no LTCH cases in these "no volume" LTC-DRGs, as we discussed in the May 18, 2004 proposed rule (69 FR 28233), we determine relative weights for the 171 LTC-DRGs with no LTCH cases in the FY 2003 MedPAR file used in this final rule by grouping them to the appropriate low-volume quintile. This methodology is consistent with our methodology used in determining relative weights to account for the low-volume LTC-DRGs described above.

Our methodology for determining relative weights for the "no volume" LTC-DRGs is as follows: We crosswalk the no volume LTC-DRGs by matching them to other similar LTC-DRGs for which there were LTCH cases in the FY 2003 MedPAR file based on clinical similarity and intensity of use of resources as determined by care provided during the period of time surrounding surgery, surgical approach (if applicable), length of time of surgical procedure, post-operative care, and length of stay. We assign the relative weight for the applicable low-volume quintile to the no volume LTC-DRG if the LTC-DRG to which it is crosswalked is grouped to one of the low-volume quintiles. If the LTC-DRG to which the no volume LTC-DRG is crosswalked is not one of the LTC-DRGs to be grouped to one of the low-volume quintiles, we compare the relative weight of the LTC-DRG to which the no volume LTC-DRG is crosswalked to the relative weights of each of the five quintiles and we assign the no volume LTC-DRG the relative weight of the low-volume quintile with the closest weight. For this final rule, a list of the no volume FY 2005 LTC-DRGs and the FY 2005 LTC-DRG to which it is crosswalked in order to determine the appropriate low-volume quintile for the assignment of a relative weight for FY 2005 is shown below in Table 2.

BILLING CODE 4121-01-P

Table 2.--No Volume LTC-DRG Crosswalk and Quintile Assignment for FY 2005

LTC-DRG	Description	Cross-Walked LTC-DRG	Low-Volume Quintile Assigned
2	CRANIOTOMY AGE >17 W/O CC	1	Quintile 4
3	CRANIOTOMY AGE 0-17	1	Quintile 4
6	CARPAL TUNNEL RELEASE	251	Quintile 2
26	SEIZURE & HEADACHE AGE 0-17	25	Quintile 2
30	TRAUMATIC STUPOR & COMA, COMA <1 HR AGE 0-17	29	Quintile 3
32	CONCUSSION AGE >17 W/O CC	25	Quintile 2
33	CONCUSSION AGE 0-17	25	Quintile 2
36	RETINAL PROCEDURES	47	Quintile 1
37	ORBITAL PROCEDURES	47	Quintile 1
38	PRIMARY IRIS PROCEDURES	47	Quintile 1
39	LENS PROCEDURES WITH OR WITHOUT VITRECTOMY	47	Quintile 1
40	EXTRAOCULAR PROCEDURES EXCEPT ORBIT AGE >17	47	Quintile 1
41	EXTRAOCULAR PROCEDURES EXCEPT ORBIT AGE 0-17	47	Quintile 1
42	INTRAOCULAR PROCEDURES EXCEPT RETINA, IRIS & LENS	47	Quintile 1
48	OTHER DISORDERS OF THE EYE AGE 0-17	47	Quintile 1
49	MAJOR HEAD & NECK PROCEDURES	64	Quintile 4
50	SIALOADENECTOMY	63	Quintile 4
51	SALIVARY GLAND PROCEDURES EXCEPT SIALOADENECTOMY	63	Quintile 4
52	CLEFT LIP & PALATE REPAIR	63	Quintile 4
53	SINUS & MASTOID PROCEDURES AGE >17	63	Quintile 4
54	SINUS & MASTOID PROCEDURES AGE 0-17	63	Quintile 4
56	RHINOPLASTY	63	Quintile 4
57	T&A PROC, EXCEPT TONSILLECTOMY &/OR ADENOIDECTOMY ONLY, AGE >17	69	Quintile 2
58	T&A PROC, EXCEPT TONSILLECTOMY &/OR ADENOIDECTOMY ONLY, AGE 0-17	69	Quintile 2
59	TONSILLECTOMY &/OR ADENOIDECTOMY ONLY, AGE >17	69	Quintile 2
60	TONSILLECTOMY &/OR ADENOIDECTOMY ONLY, AGE 0-17	69	Quintile 2
61	MYRINGOTOMY W TUBE INSERTION AGE >17	69	Quintile 2
62	MYRINGOTOMY W TUBE INSERTION AGE 0-17	69	Quintile 2
66	EPISTAXIS	69	Quintile 2

LTC-DRG	Description	Cross-Walked LTC-DRG	Low-Volume Quintile Assigned
67	EPIGLOTTITIS	63	Quintile 4
70	OTITIS MEDIA & URI AGE 0-17	69	Quintile 2
71	LARYNGOTRACHEITIS	97	Quintile 1
72	NASAL TRAUMA & DEFORMITY	73	Quintile 3
74	OTHER EAR, NOSE, MOUTH & THROAT DIAGNOSES AGE 0-17	69	Quintile 2
81	RESPIRATORY INFECTIONS & INFLAMMATIONS AGE 0-17	69	Quintile 2
91	SIMPLE PNEUMONIA & PLEURISY AGE 0-17	90	Quintile 3
98	BRONCHITIS & ASTHMA AGE 0-17	97	Quintile 1
104	CARDIAC VALVE & OTH MAJOR CARDIOTHORACIC PROC W CARD CATH	110	Quintile 1
105	CARDIAC VALVE & OTH MAJOR CARDIOTHORACIC PROC W/O CARD CATH	110	Quintile 1
106	CORONARY BYPASS W PTCA	110	Quintile 1
107	CORONARY BYPASS W CARDIAC CATH	110	Quintile 1
111	MAJOR CARDIOVASCULAR PROCEDURES W/O CC	110	Quintile 1
137	CARDIAC CONGENITAL & VALVULAR DISORDERS AGE 0-17	136	Quintile 3
146	RECTAL RESECTION W CC	148	Quintile 5
147	RECTAL RESECTION W/O CC	148	Quintile 5
151	PERITONEAL ADHESIOLYSIS W/O CC	150	Quintile 5
153	MINOR SMALL & LARGE BOWEL PROCEDURES W/O CC	152	Quintile 5
155	STOMACH, ESOPHAGEAL & DUODENAL PROCEDURES AGE >17 W/O CC	154	Quintile 5
156	STOMACH, ESOPHAGEAL & DUODENAL PROCEDURES AGE 0-17	154	Quintile 5
158	ANAL & STOMAL PROCEDURES W/O CC	157	Quintile 4
160	HERNIA PROCEDURES EXCEPT INGUINAL & FEMORAL AGE >17 W/O CC	159	Quintile 3
162	INGUINAL & FEMORAL HERNIA PROCEDURES AGE >17 W/O CC	178	Quintile 1
163	HERNIA PROCEDURES AGE 0-17	178	Quintile 1
164	APPENDECTOMY W COMPLICATED PRINCIPAL DIAG W CC	148	Quintile 5
165	APPENDECTOMY W COMPLICATED PRINCIPAL DIAG W/O CC	148	Quintile 5
166	APPENDECTOMY W/O COMPLICATED PRINCIPAL DIAG W CC	148	Quintile 5
167	APPENDECTOMY W/O COMPLICATED PRINCIPAL DIAG W/O CC	148	Quintile 5
169	MOUTH PROCEDURES W/O CC	185	Quintile 3
184	ESOPHAGITIS, GASTROENT & MISC DIGEST DISORDERS AGE 0-17	183	Quintile 2
186	DENTAL & ORAL DIS EXCEPT EXTRACTIONS & RESTORATIONS, AGE 0-17	185	Quintile 3
187	DENTAL EXTRACTIONS & RESTORATIONS	185	Quintile 3
190	OTHER DIGESTIVE SYSTEM DIAGNOSES AGE 0-17	189	Quintile 3



LTC-DRG	Description	Cross-Walked LTC-DRG	Low-Volume Quintile Assigned
192	PANCREAS, LIVER & SHUNT PROCEDURES W/O CC	191	Quintile 5
194	BILIARY TRACT PROC EXCEPT ONLY CHOLECYST W OR W/O C.D.E. W/O CC	193	Quintile 1
195	CHOLECYSTECTOMY W C.D.E. W CC	197	Quintile 5
196	CHOLECYSTECTOMY W C.D.E. W/O CC	197	Quintile 5
198	CHOLECYSTECTOMY EXCEPT BY LAPAROSCOPE W/O C.D.E. W/O CC	197	Quintile 5
199	HEPATOBIILIARY DIAGNOSTIC PROCEDURE FOR MALIGNANCY	200	Quintile 3
211	HIP & FEMUR PROCEDURES EXCEPT MAJOR JOINT AGE >17 W/O CC	210	Quintile 5
212	HIP & FEMUR PROCEDURES EXCEPT MAJOR JOINT AGE 0-17	210	Quintile 5
219	LOWER EXTREM & HUMER PROC EXCEPT HIP, FOOT, FEMUR AGE >17 W/O CC	218	Quintile 4
220	LOWER EXTREM & HUMER PROC EXCEPT HIP, FOOT, FEMUR AGE 0-17	218	Quintile 4
223	MAJOR SHOULDER/ELBOW PROC, OR OTHER UPPER EXTREMITY PROC W CC	233	Quintile 4
224	SHOULDER, ELBOW OR FOREARM PROC, EXC MAJOR JOINT PROC, W/O CC	227	Quintile 2
232	ARTHROSCOPY	234	Quintile 3
252	FX, SPRN, STRN & DISL OF FOREARM, HAND, FOOT AGE 0-17	234	Quintile 3
255	FX, SPRN, STRN & DISL OF UPARM, LOWLEG EX FOOT AGE 0-17	234	Quintile 3
257	TOTAL MASTECTOMY FOR MALIGNANCY W CC	275	Quintile 1
258	TOTAL MASTECTOMY FOR MALIGNANCY W/O CC	275	Quintile 1
259	SUBTOTAL MASTECTOMY FOR MALIGNANCY W CC	275	Quintile 1
279	CELLULITIS AGE 0-17	273	Quintile 1
282	TRAUMA TO THE SKIN, SUBCUT TISS & BREAST AGE 0-17	281	Quintile 3
286	ADRENAL & PITUITARY PROCEDURES	292	Quintile 4
289	PARATHYROID PROCEDURES	63	Quintile 4
290	THYROID PROCEDURES	63	Quintile 4
291	THYROGLOSSAL PROCEDURES	63	Quintile 4
293	OTHER ENDOCRINE, NUTRIT & METAB O.R. PROC W/O CC	292	Quintile 4
298	NUTRITIONAL & MISC METABOLIC DISORDERS AGE 0-17	297	Quintile 2
309	MINOR BLADDER PROCEDURES W/O CC	308	Quintile 4
311	TRANSURETHRAL PROCEDURES W/O CC	310	Quintile 3
313	URETHRAL PROCEDURES, AGE >17 W/O CC	312	Quintile 4
314	URETHRAL PROCEDURES, AGE 0-17	305	Quintile 2
322	KIDNEY & URINARY TRACT INFECTIONS AGE 0-17	326	Quintile 1
327	KIDNEY & URINARY TRACT SIGNS & SYMPTOMS AGE 0-17	326	Quintile 1
329	URETHRAL STRICTURE AGE >17 W/O CC	305	Quintile 2

LTC-DRG	Description	Cross-Walked LTC-DRG	Low-Volume Quintile Assigned
330	URETHRAL STRICTURE AGE 0-17	305	Quintile 2
333	OTHER KIDNEY & URINARY TRACT DIAGNOSES AGE 0-17	332	Quintile 2
334	MAJOR MALE PELVIC PROCEDURES W CC	345	Quintile 5
335	MAJOR MALE PELVIC PROCEDURES W/O CC	345	Quintile 5
337	TRANSURETHRAL PROSTATECTOMY W/O CC	306	Quintile 4
340	TESTES PROCEDURES, NON-MALIGNANCY AGE 0-17	339	Quintile 1
342	CIRCUMCISION AGE >17	339	Quintile 1
343	CIRCUMCISION AGE 0-17	339	Quintile 1
351	STERILIZATION, MALE	339	Quintile 1
353	PELVIC EVISCERATION, RADICAL HYSTERECTOMY & RADICAL VULVECTOMY	365	Quintile 5
354	UTERINE,ADNEXA PROC FOR NON-OVARIAN/ADNEXAL MALIG W CC	365	Quintile 5
355	UTERINE,ADNEXA PROC FOR NON-OVARIAN/ADNEXAL MALIG W/O CC	365	Quintile 5
356	FEMALE REPRODUCTIVE SYSTEM RECONSTRUCTIVE PROCEDURES	303	Quintile 4
357	UTERINE & ADNEXA PROC FOR OVARIAN OR ADNEXAL MALIGNANCY	303	Quintile 4
358	UTERINE & ADNEXA PROC FOR NON-MALIGNANCY W CC	303	Quintile 4
359	UTERINE & ADNEXA PROC FOR NON-MALIGNANCY W/O CC	303	Quintile 4
360	VAGINA, CERVIX & VULVA PROCEDURES	303	Quintile 4
361	LAPAROSCOPY & INCISIONAL TUBAL INTERRUPTION	149	Quintile 1
362	ENDOSCOPIC TUBAL INTERRUPTION	149	Quintile 1
363	D&C, CONIZATION & RADIO-IMPLANT, FOR MALIGNANCY	367	Quintile 1
364	D&C, CONIZATION EXCEPT FOR MALIGNANCY	367	Quintile 1
370	CESAREAN SECTION W CC	369	Quintile 3
371	CESAREAN SECTION W/O CC	367	Quintile 1
372	VAGINAL DELIVERY W COMPLICATING DIAGNOSES	367	Quintile 1
373	VAGINAL DELIVERY W/O COMPLICATING DIAGNOSES	367	Quintile 1
374	VAGINAL DELIVERY W STERILIZATION &/OR D&C	367	Quintile 1
375	VAGINAL DELIVERY W O.R. PROC EXCEPT STERIL &/OR D&C	367	Quintile 1
376	POSTPARTUM & POST ABORTION DIAGNOSES W/O O.R. PROCEDURE	367	Quintile 1
377	POSTPARTUM & POST ABORTION DIAGNOSES W O.R. PROCEDURE	367	Quintile 1
378	ECTOPIC PREGNANCY	369	Quintile 3
379	THREATENED ABORTION	367	Quintile 1
380	ABORTION W/O D&C	367	Quintile 1
381	ABORTION W D&C, ASPIRATION CURETTAGE OR HYSTEROTOMY	367	Quintile 1

LTC-DRG	Description	Cross-Walked LTC-DRG	Low-Volume Quintile Assigned
382	FALSE LABOR	367	Quintile 1
383	OTHER ANTEPARTUM DIAGNOSES W MEDICAL COMPLICATIONS	367	Quintile 1
384	OTHER ANTEPARTUM DIAGNOSES W/O MEDICAL COMPLICATIONS	367	Quintile 1
385	NEONATES, DIED OR TRANSFERRED TO ANOTHER ACUTE CARE FACILITY	367	Quintile 1
386	EXTREME IMMATURETY OR RESPIRATORY DISTRESS SYNDROME, NEONATE	367	Quintile 1
387	PREMATURITY W MAJOR PROBLEMS	367	Quintile 1
388	PREMATURITY W/O MAJOR PROBLEMS	367	Quintile 1
389	FULL TERM NEONATE W MAJOR PROBLEMS	367	Quintile 1
390	NEONATE W OTHER SIGNIFICANT PROBLEMS	367	Quintile 1
391	NORMAL NEWBORN	367	Quintile 1
392	SPLENECTOMY AGE >17	197	Quintile 5
393	SPLENECTOMY AGE 0-17	197	Quintile 5
396	RED BLOOD CELL DISORDERS AGE 0-17	399	Quintile 2
402	LYMPHOMA & NON-ACUTE LEUKEMIA W OTHER O.R. PROC W/O CC	395	Quintile 3
405	ACUTE LEUKEMIA W/O MAJOR O.R. PROCEDURE AGE 0-17	404	Quintile 1
407	MYELOPROLIF DISORD OR POORLY DIFF NEOPL W MAJ O.R.PROC W/O CC	408	Quintile 4
411	HISTORY OF MALIGNANCY W/O ENDOSCOPY	367	Quintile 1
412	HISTORY OF MALIGNANCY W ENDOSCOPY	367	Quintile 1
417	SEPTICEMIA AGE 0-17	416	Quintile 3
422	VIRAL ILLNESS & FEVER OF UNKNOWN ORIGIN AGE 0-17	426	Quintile 2
432	OTHER MENTAL DISORDER DIAGNOSES	427	Quintile 1
446	TRAUMATIC INJURY AGE 0-17	445	Quintile 3
448	ALLERGIC REACTIONS AGE 0-17	447	Quintile 3
451	POISONING & TOXIC EFFECTS OF DRUGS AGE 0-17	455	Quintile 2
471	BILATERAL OR MULTIPLE MAJOR JOINT PROCS OF LOWER EXTREMITY	236	Quintile 3
481	BONE MARROW TRANSPLANT	394	Quintile 4
482	TRACHEOSTOMY FOR FACE, MOUTH & NECK DIAGNOSES	63	Quintile 4
484	CRANIOTOMY FOR MULTIPLE SIGNIFICANT TRAUMA	1	Quintile 4
491	MAJOR JOINT & LIMB REATTACHMENT PROCEDURES OF UPPER EXTREMITY	209	Quintile 5
492	CHEMOTHERAPY W ACUTE LEUKEMIA OR W USE OF HI DOSE CHEMOAGENT	410	Quintile 4
494	LAPAROSCOPIC CHOLECYSTECTOMY W/O C.D.I.E. W/O CC	493	Quintile 4
498	SPINAL FUSION EXCEPT CERVICAL W/O CC	497	Quintile 3
504	EXTENSIVE BURNS OF FULL THICKNESS BURNS WITH MECH VENT 96+HRS WITH SKIN GRAFT	468	Quintile 5

LTC-DRG	Description	Cross-Walked LTC-DRG	Low-Volume Quintile Assigned
507	FULL THICKNESS BURN W SKIN GRT OR INHAL INJ W/O CC OR SIG TRAUMA	508	Quintile 3
516	PERCUTANEOUS CARDIOVASC PROC W AMI	518	Quintile 2
520	CERVICAL SPINAL FUSION W/O CC	497	Quintile 3
525	OTHER HEART ASSIST SYSTEM IMPLANT	468	Quintile 5
526	PERCUTANEOUS CARDIOVASCULAR PROC W DRUG ELUTING STENT W AMI	517	Quintile 3
527	PERCUTANEOUS CARDIOVASCULAR PROC W DRUG ELUTING STENT W/O AMI	517	Quintile 3
528	INTRACRANIAL VASCULAR PROC W PDX HEMORRHAGE	1	Quintile 4
530	VENTRICULAR SHUNT PROCEDURES W/O CC	529	Quintile 4
534	EXTRACRANIAL PROCEDURES W/O CC	500	Quintile 1
540	LYMPHOMA & LEUKEMIA W MAJOR OR PROCEDURE W/O CC	399	Quintile 2

## BILLING CODE 4121-01-C

To illustrate this methodology for determining the relative weights for the

171 LTC-DRGs with no LTCH cases, we are providing the following examples, which refer to the no volume LTC-DRGs

crosswalk information for FY 2005 provided above in Table 2:

*Example 1:* There were no cases in the FY 2003 MedPAR file used for this final rule for LTC-DRG 163 (Hernia Procedures Age 0-17). Since the procedure is similar in resource use and the length and complexity of the procedures and the length of stay are similar, we determined that LTC-DRG 178 (Uncomplicated Peptic Ulcer Without CC), which is assigned to low-volume quintile 1 for the purpose of determining the FY 2005 relative weights, would display similar clinical and resource use. Therefore, we assign the same relative weight of LTC-DRG 178 of 0.4586 (Quintile 1) for FY 2005 (Table 11 in the Addendum to this final rule) to LTC-DRG 163.

*Example 2:* There were no LTCH cases in the FY 2003 MedPAR file used in this final rule for LTC-DRG 91 (Simple Pneumonia and Pleurisy Age 0-17). Since the severity of illness in patients with bronchitis and asthma is similar in patients regardless of age, we determined that LTC-DRG 90 (Simple Pneumonia and Pleurisy Age >17 Without CC) would display similar clinical and resource use characteristics and have a similar length of stay to LTC-DRG 91. There were over 25 cases in LTC-DRG 90. Therefore, it would not be assigned to a low-volume quintile for the purpose of determining the LTC-DRG relative weights. However, under our established methodology, LTC-DRG 91, with no LTCH cases, would need to be grouped to a low-volume quintile. We identified that the low-volume quintile with the closest weight to LTC-DRG 90 (0.7494; see Table 11 in the Addendum to this final rule) would be low-volume quintile 2 (0.8508; see Table 11 in the Addendum to this final rule). Therefore, we assign LTC-DRG 91 a relative weight of 0.8508 for FY 2005.

Furthermore, we are providing LTC-DRG relative weights of 0.0000 for heart, kidney, liver, lung, pancreas, and simultaneous pancreas/kidney transplants (LTC-DRGs 103, 302, 480, 495, 512, and 513, respectively) for FY 2005 because Medicare will only cover these procedures if they are performed at a hospital that has been certified for the specific procedures by Medicare and presently no LTCH has been so certified.

Based on our research, we found that most LTCHs only perform minor surgeries, such as minor small and large bowel procedures, to the extent any surgeries are performed at all. Given the extensive criteria that must be met to become certified as a transplant center for Medicare, we believe it is unlikely that any LTCHs would become certified as a transplant center. In fact, in the nearly 20 years since the implementation of the IPPS, there has never been a LTCH that even expressed an interest in becoming a transplant center.

However, if in the future a LTCH applies for certification as a Medicare-approved transplant center, we believe that the application and approval

procedure would allow sufficient time for us to determine appropriate weights for the LTC-DRGs affected. At the present time, we are only including these six transplant LTC-DRGs in the GROUPER program for administrative purposes. Because we use the same GROUPER program for LTCHs as is used under the IPPS, removing these LTC-DRGs would be administratively burdensome.

Again, we note that as this system is dynamic, it is entirely possible that the number of LTC-DRGs with a zero volume of LTCH cases based on the system will vary in the future. We used the best most recent available claims data in the MedPAR file to identify zero volume LTC-DRGs and to determine the relative weights in this final rule.

Table 11 in the Addendum to this final rule lists the LTC-DRGs and their respective relative weights, geometric mean length of stay, and five-sixths of the geometric mean length of stay (to assist in the determination of short-stay outlier payments under § 412.529) for FY 2005.

*Comment:* A few commenters believe that the budget neutrality requirement found in section 123 of the Public Law 106-113 requires CMS to adjust the LTC-DRG relative weights to ensure that total payments to LTCHs are budget neutral for the proposed changes to the LTC-DRG classifications and relative weights. Alternatively, the commenters suggested that we make an adjustment to the LTCH PPS Federal rate to account for the estimated \$55 million reduction in LTCH PPS payments which resulted from the proposed changes in the LTC-DRG classifications and relative weights.

*Response:* In the May 18, 2004 proposed rule (69 FR 28806), we estimated a \$55 million aggregate decrease in LTCH PPS payments as a result of the proposed changes in the LTC-DRG relative weights and proposed version 22.0 GROUPER for FY 2005. We note that we incorrectly estimated the impact of the change in the proposed LTC-DRGs for FY 2005 in the proposed rule because we failed to account for the change in DRG classifications and the change in the geometric average length of stay for each LTC-DRG. As discussed in section VII.B. of Appendix A to this final rule, we are estimating that the impact of the change in LTC-DRGs for FY 2005 (including changes in the DRG classifications, relative weights and geometric average length of stay) will result in approximately a \$14.9 million decrease in LTCH PPS payments. In that same proposed rule, we explained that we found that based on an analysis of

the LTCH claims in the FY 2003 MedPAR files, the average LTC-DRG relative weight across all LTC-DRGs has increased due to an increase in the number of cases being assigned to higher weighted LTC-DRGs. As a result, including cases with relatively lower charges into LTC-DRGs that have a relatively higher relative weight in the GROUPER version 21.0 (FY 2004) decreases the average relative weight in the proposed GROUPER version 22.0 (FY 2005).

As we discussed in the August 30, 2002 LTCH PPS final rule (67 FR 55960), which implemented the LTCH PPS, section 123 of Public Law 106-113 requires that the LTCH PPS, among other things, shall include an adequate patient classification system that is based on DRGs and that reflects the differences in patient resource use and costs, and shall maintain budget neutrality. With respect to budget neutrality, we interpreted section 123(a)(1) of Public Law 106-113 to require that total payments under the LTCH PPS during FY 2003 will be projected to equal estimated payments that would have been made for LTCHs' operating and capital-related inpatient hospital costs had the LTCH PPS not have been implemented. Consistent with this requirement, under § 412.523(d)(2) an adjustment is made in determining the standard Federal rate for FY 2003 so that aggregate payments under the LTCH PPS are estimated to equal the amount that would have been paid to LTCHs under the reasonable cost-based (TEFRA) payment system if the LTCH PPS were not implemented. Therefore, in that same final rule (67 FR 56027 through 56037), in order to maintain budget neutrality, we adjusted the LTCH PPS Federal rate for FY 2003 so that aggregate payments under the LTCH PPS are estimated to equal the amount that would have been paid to LTCHs under the reasonable cost-based (TEFRA) payment system had the LTCH PPS had not been implemented.

In addition, when we implemented the LTCH PPS in the August 30, 2002 LTCH PPS final rule, we provided subpart O of the regulations at 42 CFR, including § 412.517, for an annual adjustment to the LTC-DRG classifications and weighting factors to reflect changes in treatment patterns, technology, number of discharges, and other factors affecting the relative use of hospital resources. We do not believe that section 123 of the Pub. L. 106-113 requires that the annual update to the LTC-DRG classifications and relative weights maintain budget neutrality. We believe we have satisfied the budget neutrality requirement of section 123 of

the Pub. L. 106-113 by establishing the LTCH PPS Federal rate for FY 2003 under § 412.523(d)(2) so that aggregate payment under the LTCH PPS are projected equal to estimated aggregate payments under the reasonable cost-based payment system if the LTCH PPS were not implemented. Therefore, we disagree with the commenters that an adjustment to the FY 2005 LTC-DRG relative weights or to the LTCH PPS Federal rate is required as a result of the annual update to the LTC-DRGs under § 412.517 for FY 2005. Accordingly, we have updated the LTC-DRG classifications and relative weights for FY 2005 (as shown in Table 11 of Addendum to this final rule) without an adjustment for budget neutrality. We note that this is our policy regardless of whether the annual update to the LTC-DRG classifications and relative weights results in higher or lower estimated aggregate payments. For instance we estimate that the annual update to the LTC-DRG classifications and relative weights from FY 2003 to FY 2004 resulted in an estimated increase in LTCH PPS payments, yet the update to the LTC-DRGs in the August 1, 2003 final rule for FY 2004 were not adjusted to maintain budget neutrality. In either case, at this time we do not make an adjustment to maintain budget neutrality for the effects of changes in the LTC-DRG classifications and relative weights. Accordingly, in developing the FY 2005 LTC-DRGs and relative weights shown in Table 11 of this final rule, we have not applied an adjustment for budget neutrality nor are we adjusting the 2005 LTCH PPS rate year Federal rate established in the May 7, 2004, LTCH PPS final rule (69 FR 25674) to account for the estimated change in LTCH PPS payments which result from the annual update to the LTC-DRG classifications and relative weights for FY 2005.

The commenter raises the issue that it may be appropriate for certain aspects of the LTCH PPS to maintain budget neutrality when they are updated annually as they are in other PPSs, such as the annual update to the DRGs and wage index. Under section 123 of Public Law 106-113 and section 307 of Public Law 106-554, the Secretary generally has broad authority in developing the LTCH PPS, including whether and how to make adjustments to LTCH PPS payments. Specifically, section 307(b)(1) of Public Law 106-554 provides that "the Secretary shall examine and may provide for appropriate adjustments to the long-term hospital payment system, including adjustments to DRG weights, area wage adjustments, geographic

classification, outliers, updates, and a disproportionate share adjustment [\* \* \*]." We will consider whether it is appropriate for use to propose a future revision to the LTCH PPS regulations at subpart O of 42 CFR to maintain budget neutrality in the annual update of some aspects of the LTCH PPS under our broad discretionary authority under the statute to provide "appropriate adjustments to the long-term hospital payment system." Any changes to the LTCH PPS regulations would be made in accordance with Administrative Procedures Act guidelines.

#### 5. Out of Scope Comments Relating to the LTCH PPS Payment Rates

*Comment:* A few commenters submitted comments that addressed aspects of the existing LTCH PPS, including the standard Federal rate and outlier methodology, which are not relevant to the LTCH policy proposals set forth in the May 18, 2004 IPPS proposed rule.

*Response:* Because those comments pertain to specific aspects of the existing LTCH PPS rather than to any specific proposed changes to the LTCH PPS presented in the May 18, 2004 IPPS proposed rule, we are unable to respond to those comments at this time. Rather, we believe it is more appropriate to address those issues in the annual LTCH PPS proposed and final rules, and we will consider the issues raised in those comments in the context of future rulemaking for the LTCH PPS.

#### E. Add-On Payments for New Services and Technologies

##### 1. Background

Sections 1886(d)(5)(K) and (L) of the Act establish a process of identifying and ensuring adequate payment for new medical services and technologies under the IPPS. Section 1886(d)(5)(K)(vi) of the Act specifies that a medical service or technology will be considered new if it meets criteria established by the Secretary after notice and opportunity for public comment. Section 1886(d)(5)(K)(ii)(I) of the Act specifies that the process must apply to a new medical service or technology if, "based on the estimated costs incurred with respect to discharges involving such service or technology, the DRG prospective payment rate otherwise applicable to such discharges under this subsection is inadequate."

The regulations implementing this provision establish three criteria for special treatment. First, § 412.87(b)(2) defines when a specific medical service or technology will be considered new for purposes of new medical service or

technology add-on payments. The statutory provision contemplated the special payment treatment for new medical services or technologies until such time as data are available to reflect the cost of the technology in the DRG weights through recalibration. There is a lag of 2 to 3 years from the point a new medical service or technology is first introduced on the market and when data reflecting the use of the medical service or technology are used to calculate the DRG weights. For example, data from discharges occurring during FY 2003 are used to calculate the FY 2005 DRG weights in this final rule. Section 412.87(b)(2) provides that a "medical service or technology may be considered new within 2 or 3 years after the point at which data begin to become available reflecting the ICD-9-CM code assigned to the new medical service or technology (depending on when a new code is assigned and data on the new medical service or technology become available for DRG recalibration). After CMS has recalibrated the DRGs, based on available data, to reflect the costs of an otherwise new medical service or technology, the medical service or technology will no longer be considered 'new' under the criterion for this section."

In the May 18, 2004, proposed rule (69 FR 28237), we stated that the 2-year to 3-year period of newness for a technology or medical service would ordinarily begin with FDA approval, unless there was some documented delay in bringing the product onto the market after that approval (for instance, component production or drug production had been postponed until FDA approval due to shelf life concerns or manufacturing issues). After the DRGs have been recalibrated to reflect the costs of an otherwise new medical service or technology, the special add-on payment for new medical services or technology ceases (§ 412.87(b)(2)). For example, an approved new technology that received FDA approval in October 2003 and entered the market at that time may be eligible to receive add-on payments as a new technology until FY 2006 (discharges occurring before October 1, 2005), when data reflecting the costs of the technology would be used to recalibrate the DRG weights. Because the FY 2006 DRG weights will be calculated using FY 2004 MedPAR data, the costs of such a new technology would likely be reflected in the FY 2006 DRG weights.

Section 412.87(b)(3) further provides that, to receive special payment treatment, new medical services or technologies must be inadequately paid otherwise under the DRG system. To

assess whether technologies would be inadequately paid under the DRGs, we establish thresholds to evaluate applicants for new technology add-on payments. In the August 1, 2003, final rule (68 FR 45385), we established the threshold at the geometric mean standardized charge for all cases in the DRG plus 75 percent of 1 standard deviation above the geometric mean standardized charge (based on the logarithmic values of the charges and transformed back to charges) for all cases in the DRG to which the new medical service or technology is assigned (or the case-weighted average of all relevant DRGs, if the new medical service or technology occurs in many different DRGs). Table 10 in the Addendum to the August 1, 2003, final rule (68 FR 45648) listed the qualifying threshold by DRG, based on the discharge data that we used to calculate the FY 2004 DRG weights.

However, section 503(b)(1) of Public Law 108-173 amended section 1886(d)(5)(K)(ii)(I) of the Act to provide for "applying a threshold \* \* \* that is the lesser of 75 percent of the standardized amount (increased to reflect the difference between cost and charges) or 75 percent of one standard deviation for the diagnosis-related group involved." The provisions of section 503(b)(1) apply to classification for fiscal years beginning with FY 2005. We updated Table 10 from the October 6, 2003, *Federal Register* correction document, which contains the thresholds that we used to evaluate applications for new service or technology add-on payments for FY 2005, using the section 503(b)(1) measures stated above, and posted these new thresholds on our Web site at: <http://www.cms.hhs.gov/providers/hipps/newtech.asp>. In the May 18, 2004, proposed rule, we included preliminary thresholds for evaluating applicants for new technology add-on payments for FY 2006. Table 10 of this final rule contains the final thresholds that will be used to evaluate applicants for new technology add-on payments for FY 2006. (Refer to section IV.D. of this preamble for a discussion of a revision of the regulations to incorporate the change made by section 503(b)(1) of Public Law 108-173.)

Section 412.87(b)(1) of our existing regulations provides that a new technology is an appropriate candidate for an additional payment when it represents an advance in medical technology that substantially improves, relative to technologies previously available, the diagnosis or treatment of Medicare beneficiaries. For example, a new technology represents a substantial

clinical improvement when it reduces mortality, decreases the number of hospitalizations or physician visits or reduces recovery time compared to the technologies previously available. (See the September 7, 2001 final rule (66 FR 46902) for a complete discussion of this criterion.)

The new medical service or technology add-on payment policy provides additional payments for cases with high costs involving eligible new medical services or technologies while preserving some of the incentives under the average-based payment system. The payment mechanism is based on the cost to hospitals for the new medical service or technology. Under § 412.88, Medicare pays a marginal cost factor of 50 percent for the costs of a new medical service or technology in excess of the full DRG payment. If the actual costs of a new medical service or technology case exceed the DRG payment by more than the 50-percent marginal cost factor of the new medical service or technology, Medicare payment is limited to the DRG payment plus 50 percent of the estimated costs of the new technology.

The report language accompanying section 533 of Public Law 106-554 indicated Congressional intent that the Secretary implement the new mechanism on a budget neutral basis (H.R. Conf. Rep. No. 106-1033, 106th Cong., 2nd Sess. at 897 (2000)). Section 1886(d)(4)(C)(iii) of the Act requires that the adjustments to annual DRG classifications and relative weights must be made in a manner that ensures that aggregate payments to hospitals are not affected. Therefore, in the past, we accounted for projected payments under the new medical service and technology provision during the upcoming fiscal year at the same time we estimated the payment effect of changes to the DRG classifications and recalibration. The impact of additional payments under this provision was then included in the budget neutrality factor, which was applied to the standardized amounts and the hospital-specific amounts.

Section 503(d)(2) of Public Law 108-173 amended section 1886(d)(5)(K)(ii)(III) of the Act to provide that there shall be no reduction or adjustment in aggregate payments under the IPPS due to add-on payments for new medical services and technologies. Therefore, add-on payments for new medical services or technologies for FY 2005 and later years will not be budget neutral. We discuss the regulation change necessary to implement this provision in section IV.H. of this final rule.

Applicants for add-on payments for new medical services or technologies for FY 2006 must submit a formal request, including a full description of the clinical applications of the medical service or technology and the results of any clinical evaluations demonstrating that the new medical service or technology represents a substantial clinical improvement, along with a significant sample of data to demonstrate the medical service or technology meets the high-cost threshold, no later than early October 2004. Applicants must submit a complete database no later than mid-December 2004. Complete application information, along with final deadlines for submitting a full application, will be available at our Web site after publication of this FY 2005 final rule at: <http://www.cms.hhs.gov/providers/hipps/default.asp>. To allow interested parties to identify the new medical services or technologies under review before the publication of the proposed rule for FY 2006, the Web site will also list the tracking forms completed by each applicant.

## 2. Other Provisions of Section 503 of Public Law 108-173

Section 503(b)(2) of Public Law 108-173 amended section 1886(d)(5)(K) of the Act by adding a new clause (viii) to provide for a mechanism for public input before publication of a notice of proposed rulemaking regarding whether a medical service or technology represents a substantial improvement or advancement. The revised process for evaluating new medical service and technology applications requires the Secretary to—

- Provide, before publication of a proposed rule, for public input regarding whether a new service or technology represents an advance in medical technology that substantially improves the diagnosis or treatment of Medicare beneficiaries.

- Make public and periodically update a list of the services and technologies for which an application for add-on payments is pending.

- Accept comments, recommendations, and data from the public regarding whether a service or technology represents a substantial improvement.

- Provide, before publication of a proposed rule, for a meeting at which organizations representing hospitals, physicians, manufacturers, and any other interested party may present comments, recommendations, and data regarding whether a new service or technology represents a substantial

clinical improvement to the clinical staff of CMS.

In order to satisfy the requirements of this last provision, we published a notice in the **Federal Register** on February 27, 2004, and held a town meeting at the CMS Headquarters Office in Baltimore, MD, on March 15, 2004. In the announcement notice for the meeting, we stated that the opinions and alternatives provided during the meeting would assist us in our evaluations of applications by allowing public discussions of the substantial clinical improvement criteria for each of the FY 2005 new medical service and technology add-on payment applications before the publication of the FY 2005 IPPS proposed rule.

Approximately 70 participants registered and attended in person, while additional participants listened over an open telephone line. The participants focused on presenting data on the substantial clinical improvement aspect of their products, as well as the need for additional payments to ensure access to Medicare beneficiaries. In addition, we also received many written comments regarding the substantial clinical improvement criterion for the applicants. As indicated in the May 18, 2004, proposed rule, we considered these comments in our evaluation of each new application for FY 2005 in the proposed rule. In the proposed rule, we summarized these comments or, if applicable, indicated that no comments were received, at the end of the discussion of the individual applications.

Section 503(c) of Public Law 108-173 amended section 1886(d)(5)(K) of the Act by adding a new clause (ix) requiring that before establishing any add-on payment for a new medical service or technology, that the Secretary shall seek to identify one or more DRGs associated with the new technology, based on similar clinical or anatomical characteristics and the costs of the technology and assign the new technology into a DRG where the average costs of care most closely approximate the costs of care using the new technology. No add-on payment shall be made with respect to such a new technology.

At the time an application is submitted, the DRGs associated with the new technology are identified. We only determine that a new technology add-on payment is appropriate when the reimbursement under these DRGs is not adequate for this new technology. The criterion for this determination is the cost threshold, which we discuss below. We discuss the assignments of several new technologies within the DRG

payment system in section II.B. of this final rule. The comment regarding the DRG assignment of the treatment for AIP is addressed in section II.B.16.i. of this final rule.

*Comment:* We received several letters from commenters stating that we should address the inequities in the DRG system with respect to several drugs and technologies that appeared to go unnoticed by us, according to the commenters. Specifically, payments for the treatment of acute intermittent porphyria (AIP) were brought to our attention. We received additional comments from physicians and a company concerning new procedure code 00.16 (Pressurized treatment of venous bypass graft (conduit) with pharmaceutical substance). The commenters requested that we evaluate potential reimbursement scenarios for these new procedures.

*Response:* We discuss the method for applying for consideration for the new technology add-on payment in section II.E.1. of this preamble. The Medicare program pays for thousands of medical services, drugs and technologies and may not necessarily be aware of all new technologies that come to the market. We have implemented the new technology add-on payment provision by providing a process by which applicants can present these technologies to us for add-on payment consideration. Commenters should also consider the application process for obtaining new ICD-9-CM codes to further aid in obtaining specifically identifying procedure codes in an effort to seek new technology add-on payments. We discuss the DRG assignment of procedure code 00.16 in section II.B.16.c. of this final rule. The comment regarding the DRG assignment of the treatment for AIP is addressed in section II.B.16.i. of this final rule.

*Comment:* Some commenters objected to the application of the newness criterion in the proposed rule. These commenters asserted that CMS's description of the criterion requiring a technology to be new was inconsistent with the statute and the September 7, 2001 final rule. Specifically, the commenters maintained that defining the period of new as during the 2-year to 3-year period after FDA market approval would "represent a significant shift, retroactively changing the conditions under which companies have been developing innovative technologies and filing new technology applications." These commenters further stated that this makes the regulatory process unpredictable, "potentially having an adverse effect on patient access to breakthrough medical

technologies." The commenters urged us to "reaffirm" our September 7, 2001, policy and reevaluate the applications that CMS proposed to deny on the newness issue.

*Response:* The intent of section 1886(d)(5)(K) of the Act and regulations under § 412.87(b)(2) is to pay for new medical services and technologies for the first 2 to 3 years that a product comes on the market, during the period when the costs of the new technology are not yet fully reflected in the DRG weights. Generally, we use the FDA approval as the indicator of the time when a technology begins to become available on the market and data reflecting the costs of the technology begin to become available for recalibration of the DRGs. In some specific circumstances, we have recognized a date later than the FDA approval as the appropriate starting point for the 2-year to 3-year period. For example, we have recognized a later date where an applicant could prove a delay in actual availability of a product after FDA approval. The costs of the new medical service or technology, once paid for by Medicare for this 2-year to 3-year period, are accounted for in the MedPAR data that are used to recalibrate the DRG weights on an annual basis. Therefore, it is appropriate to limit the add-on payment window for those technologies that have passed this 2- to 3-year timeframe.

We disagree that our statement of the policy in the proposed rule is inconsistent with policy that was implemented in previous rules. In the first year that new technology applications were considered in the IPPS (that is, during calendar year 2002), we discussed several applications and determined whether they could be considered new on the basis of when FDA approval was granted to the technologies. Again in our August 1, 2003 final rule for FY 2004, we denied applicants on the basis that the technologies had gained FDA approval prior to FY 2001; and thus, were not eligible for new technology add-on payments. In these instances, we employed the actual date of FDA market approval, not the date a separate ICD-9-CM code became available, since data reflecting the costs associated with those technologies had already been included in the DRG weights prior to the adoption of a separate ICD-9-CM code.

Using the ICD-9-CM code alone is not an appropriate test of newness because technologies that are new to the market are automatically placed into the closest ICD-9-CM category when they first come on the market, unless the



manufacturer requests the assignment of a new ICD-9-CM code because existing codes do not adequately reflect or describe the medical service or device. The services and technologies that have been placed into existing ICD-9-CM codes have been paid for using those descriptors. Therefore, while it may be impossible to actually identify when a particular product was used because there is no unique code to identify it amongst other products in the category, the product is nonetheless used and paid for. In addition, hospital charges reflect the services provided to patients receiving the new service or device whether or not a specific code is assigned. Therefore, data containing payments for these new technologies are already in our MedPAR database and when DRG recalibration occurs these costs are accounted for. Furthermore, assignment of new codes can occur for many reasons other than the introduction of new procedures and technologies. For example, new codes can simply reflect more refined and discriminating descriptions of existing procedures and technologies.

If we were strictly to use the ICD-9-CM coding system for the purposes of identifying what technologies are new, there would be an incentive for nearly every product, service and surgical technique to apply for a new, unique ICD-9-CM code. The ICD-9-CM system could not absorb all these potential new codes. It would also be inappropriate to pay more, in the form of new technology add-on payments, for most of the codes, as the technology may have been in use prior to the assignment of the new code for several years, or several decades in some cases. For example, there is currently no procedural distinction between a patient receiving a kidney transplant from a living or cadaver donor. It is conceivable that this kidney transplant could be broken out into several procedures, identifying the source of the kidney (from living/deceased, relative/stranger, etc.), and each would be a "new" procedure if we were to adopt the commenters' approach. These procedures have been in use for up to half a century; and therefore, clearly should not qualify as a new medical service or technology simply because a new ICD-9-CM code has been assigned. Another example that further exemplifies the limitations of this ICD-9-CM-based approach is the esophageal permanent tube, which is a stent implanted in a patient who cannot be medically treated and is unable to swallow. If we create a new code, and use it to determine if the esophageal permanent tube should qualify for new

technology payment under the commenters' approach, the technology could qualify as new, although the procedure has been used for the last 20 years.

We also note that our existing interpretation does not hamper the ability of patients to receive technologies that do not qualify for new technology add-on payments. The IPPS will continue to pay for existing and new medical services and technologies through the regular payment mechanism established by the DRG payment methodology. Therefore, patient access to these technologies is not adversely affected by this interpretation, and this interpretation is not inconsistent with the framework used to review new technology applications in previous years.

*Comment:* One commenter stated, "we believe that the 2-to 3-year clock should not start until a technology receives final approval by the Food and Drug Administration." The commenter also submitted an additional comment that stated that the "date of ICD-9 code assignment should start the add-on payment eligibility time clock, not the date of FDA approval."

*Response:* We note that the commenter's comments were somewhat contradictory on the issue of newness. The timeframe that a new technology can be eligible to receive new technology add-on payments begins when data become available. Section 412.87(b)(2) clearly states that "a medical service or technology may be considered new within the 2 to 3 year after the point at which data begins to become available reflecting the ICD-9-CM code assigned to the new service or technology (depending on when a new code is assigned and data on the new service or technology become available for DRG recalibration)." Section 412.87(b)(2) also states "\*\*\*\*[a]fter CMS has recalibrated the DRGs, based on available data, to reflect the costs of an otherwise new medical service or technology, the medical service or technology will no longer be considered 'new' under the criterion of this section." Therefore, regardless of whether a technology can be individually identified by a separate ICD-9-CM code, if the costs of the technology are included in the charge data, and the DRGs have been recalibrated using that data, then the device can no longer be considered new for the purposes of this provision.

*Comment:* A commenter suggested that CMS adopt a different strategy for defining the newness criterion. The commenter believes that the decision of whether a technology is new should

involve consideration of both the FDA approval date and the date of issuance of an ICD-9-CM code. The commenter explained that if an ICD-9-CM code is issued within 12 months of FDA approval, the 2-to 3-year period of a technology being considered new should begin from the date of issuance of the ICD-9-CM code. If a code is issued more than 12 months after FDA approval, the 2-to 3-year period should begin from the FDA approval date. The commenter noted that adoption of this interpretation would strike a balance between the FDA approval date and the procedure code effective date and is consistent with the preamble of the September 7, 2001 **Federal Register** (66 FR 46914) and the text of the regulation (42 CFR 412.87(b)(2)).

*Response:* We note that the time period does not necessarily start with the approval date for the medical service or technology and does not necessarily start with the issuance of a distinct code. Instead, it begins with availability of the product on the market, which is when data become available. We have consistently applied this standard, and believe that it is most consistent with the purpose of new technology add-on payments.

*Comment:* MedPAC recommended that we use a different approach to DRG recalibration. In these instances, MedPAC recommends that we exclude those cases involving a new technology from our DRG recalibration method. Doing so "would avoid overpaying for the technology by including its costs in the base payment while also providing an add-on payment" during the overlapping 2-to 3-year period in question. MedPAC further stipulates that this approach "should be used for all cases where the new technology can be tracked" with an ICD-9-CM code or where cases can be identified by other characteristics in our MedPAR data. They also stressed the importance of maintaining a conservative approach when CMS evaluates technologies for add-on payments. In addition, they noted that paying indiscriminately for too many technologies "can be seen as unbundling of the DRG system" which would threaten the "incentives for hospitals to be efficient and weigh the benefits of new technologies against their costs." Moreover, they noted that section 503(b)(1) of Public Law 108-173 changed the cost criteria by lowering the threshold to qualify for add-on payments. As such, MedPAC believes that the number of technologies that could potentially be eligible to qualify will likely increase expenditures to the program since these payments are no longer budget neutral.

*Response:* We appreciate MedPAC's recommendations and will consider its suggestion regarding excluding the costs of cases involving new technologies from DRG recalibration calculations in the future. We also believe that we have consistently applied an appropriately high standard of clinical improvement to restrict these types of payments to relatively few technologies that are truly new. We will continue to apply this high standard in our review of applications for new technology add-on payments in the future.

*Comment:* A commenter noted that if "CMS believes that it erred in developing the payment period policy published in the September 7, 2001 final rule, then it should propose a policy change applying to all applications for new technology add-on payments." The commenter also stated, that "the implementation of such a policy change should affect only the applications received thereafter, and should not apply to any applications currently under consideration."

*Response:* We believe that the commenter, the manufacturer of InFUSE™ Bone Graft, wanted to ensure that if we made a change in the policy, that change would be done through notice and comment rulemaking and that the change would not be applied retroactively to applicants that are currently under consideration. However, we note that we have not made any changes to the policies implemented in the September 7, 2001 final rule.

*Comment:* Several commenters urged us to be as clear as possible in implementing section 503 of Public Law 108-173. The commenters stated that transparency is necessary, particularly for "small companies doing a disproportionate amount of the medical device research and development." Many commenters urged us to clearly state and adopt an approach to the provision so there is "a clear path to follow and a reliable set of requirements to meet." Several commenters also noted that, despite how we have been applying the definition of new, many of the companies that have applied or could apply for new technology add-on payments do not neatly fall into a standard definition because different manufacturers follow different pathways. These commenters stated, "many device manufacturers, especially small device entrepreneurs, lack the nationwide marketing, distribution, and reputation of the larger companies in the industry. These small companies are most affected by the so-called 'payment lag' during which new products are under-reimbursed.\*\*\*" In addition,

commenters stated, despite or because of these problems of distribution, the rates of adoption and utilization of new products should be accounted for before we decide technologies are no longer new. In addition, commenters call for CMS to "clarify what the bar is for a device to represent a substantial [clinical] improvement." Commenters stated that determinations of what represents a substantial clinical improvement have been largely subjective, but that, "for future generations of add-on applicants, an elaborated definition would be helpful."

*Response:* As stated previously, we have used as our uniform standard, the date of FDA approval in combination with market availability to evaluate new technology applications. We also note that in our evaluation of previous new technology applications, we have stated whether or not the applicants have met the substantial clinical improvement criterion as part of the basis for our approval or disapproval of the application. We follow the guidelines, as listed in the September 7, 2001 final rule, to make these determinations as they apply to improving the quality of care for the elderly Medicare population. However, as discussed in response to several of the other comments, we may need to consider revising our policies in the future to make the process more streamlined as more technologies apply for the new technology add-on payments. We will also consider the commenter's views concerning the payment lag for new products as we continue to develop policy in this area. However, at this time we believe that the 2-to 3-years timeframe remains an appropriate standard for determining when the costs of new technologies have been incorporated into the DRG weights.

*Comment:* Several commenters urged CMS to adopt a uniform standard for reviewing new technology add-on payment applications that is consistent between both the IPPS and the OPPIs. Additionally, one commenter believes that CMS is inconsistent in its use of external data for verifying or amending payment rates. The commenter recommended that CMS should acknowledge that different types of data are appropriate for different uses such as revisions to APCs in the outpatient setting and adjustment of DRG relative weights in the inpatient setting. The commenter added that data requirements for determining eligibility for a new technology add-on payment should not be the same as for adjusting DRG relative weights. The commenter also recommended that external data provided for DRG assignments or

payments for new technologies may be appropriately proprietary in these cases and the commenter believes CMS should release such data in a summary format agreed to by the companies and should not make the data available for public inspection without the companies' consent. The commenter also suggested that CMS should not require identification of a hospital by its Medicare provider number in cases where there may be a confidentiality agreement between the manufacturer or data vendor and the hospital submitting the data. The commenter recommended that CMS use pseudo-identifiers as an alternative to actual provider numbers. The commenter also proposed that CMS allow the use of external data from recent timeframes without corresponding MedPAR data, particularly for procedures involving new technologies and codes. The commenter explained that external data from private vendors has only a 60-90 day time lag compared to MedPAR, which has a lengthier time lag. The commenter further recommended that when determining the price of a drug or device CMS should accept the disclosure of discounts and rebates at the estimated aggregate level since the company may not know the final price paid by the hospital for a given product. Finally, the commenter recommended that CMS should request that medical technology companies offer the HCPCS codes and ICD-9-CM codes that seem most clinically appropriate to the procedure since this information would be most helpful to CMS and allow companies to target their resources in providing external data. Another commenter expressed that companies will not make the best data available "unless CMS agrees to hold it confidential."

Another commenter encouraged CMS to expand its acceptance of external data in order to ease the process of establishing adequate initial inpatient payment for new technology procedures at or as close as possible to the time of FDA approval. The commenter also urged CMS to accept external data as part of the recalibration of the DRG weights. The commenter also recommended that CMS apply reasonable standards that take into account the limited amount of data that may be available for new technologies and the difficulties involved in collecting such data in determining whether external data provides an acceptable basis for making a new DRG assignment or adjustment of the DRG weights.

One commenter, a company that gathers data on hospital services, noted

that its data could be used to project national trends and establish Medicare policies. The commenter also noted that there are instances where its data are more detailed than MedPAR. The commenter believes CMS should work with the industry to develop criteria for making use of external data. The commenter was also concerned about the difficulty of obtaining MedPAR data. The commenter explained that CMS no longer makes available quarterly updates to the MedPAR and that the MedPAR data used to develop the FY 2005 proposed rule were not made available in a timely manner.

*Response:* We note that we have followed many of these examples when reviewing previous technologies. In the case of Xigris(®), we worked very closely with the applicant to review the applicant's data in order to identify a cohort of cases that would be appropriate candidates to receive the new drug. For FY 2005, we have also worked very closely with the applicants to help them identify what data requirements needed to be met and to help them to determine the best strategies to meet these requirements. We note, however, that applicants should weigh the advantages of submitting additional data in support of an application for new technology add-on payments with the need to preserve the confidentiality of certain proprietary data. We thank the commenters for their other comments and recommendations regarding accepting non-MedPAR data. We intend to take these comments into consideration and review the feasibility of adopting one or more of these approaches at some time in the future. Because we did not make any proposals regarding the use of external data in the May 18, 2004 proposed rule, we are not making any changes at this time. However, we will consider the comments in developing future proposals.

We also note that we offer two annual updates of the MedPAR data used for determining the rates in FY 2005. One update is based on the data used for the proposed rule. This update is usually issued in May. The second update is based on the data used in the final rule and is usually issued in September. Information on purchasing the MedPAR data used in determining the rates for FY 2005 can be found on our Web site at <http://www.cms.hhs.gov/data/order/default.asp>. Finally, we note, that in the interests of providing the most accurate and complete data files and due to time and work constraints, we are no longer able to issue quarterly updates of the MedPAR to the public.

*Comment:* Commenters in general contended that they "cannot meet the public's demands to adopt new technologies \* \* \* because their ability to access capital is deteriorating". Commenters stated that since very few new technologies have qualified for this add-on payment, hospitals continue to underutilize and potentially limit use of clinically important new technologies in the absence of these higher payments. Commenters again urged CMS to increase the payment for new technology add-on payments from 50 percent of the cost of the device to 80 percent of the costs. They stated that to do so would be in line with the Conference Committee Agreement accompanying Public Law 108-173 which states, "the Secretary should consider increasing the percent of payment associated with the add-on payments up to the marginal rate used for the inpatient outlier." (108 Cong., 2d Sess., 212(2003)). Commenters further stated that CMS "apparently believes that this outlier payment level strikes the appropriate balance between ensuring that providers are not unduly at financial risk for expensive cases \* \* \*", yet has offered no explanation for why this payment level would not be appropriate for the new technology add-on payment as well.

*Response:* We note that we have made substantial changes to the application threshold in the last year, reducing the cost threshold to qualify for new technology add-on payments twice. In addition, we have eliminated the budget neutrality provision, thus increasing the total moneys spent to pay for deserving, new technologies. While the conference report to the MMA recommended that the Secretary should consider changing the payment factor, we will not make such a change this year. Rather, we will analyze the impacts of the other MMA changes, especially the reduction in the cost threshold and the elimination of the budget neutrality of the add-on payments, before we consider making changes in the payment percentage. We will continue to consider the conference report's recommendation and will determine whether to proceed with a change in the light of our continuing analysis.

*Comment:* Commenters urged CMS to adopt an approach to the public meetings required by the MMA in a manner that is similar to the ICD-9 Coordination and Maintenance Committee meetings. Commenters noted that a specific agenda and preliminary opinions are released to the public prior to these meetings and urged CMS to present preliminary opinions on

substantial clinical improvement prior to the public meeting on this topic.

*Response:* We have traditionally not provided our opinion on substantial clinical improvement of applicants for new technology add-on payments until the final rule. We note that if all the criteria are met prior to the publication of the proposed rule, we would prefer to make our preliminary determinations available at that time. However, to date we have not been able to make a sound determination regarding substantial clinical improvement until after the publication of the proposed rule.

Section 503(b)(2) of Public Law 108-173 requires CMS to consider public comments regarding whether an applicant for new technology payments meets the substantial clinical improvement criterion. Comments must be received and considered prior to the publication of the proposed rule for the annual IPPS update. This requirement, which was implemented for the first time through the new technology town hall meeting held in March of this year, and the subsequent comment period is further evidence that we do take the issue of substantial clinical improvement into account prior to the publication of the proposed rule. However, the MMA provision does not require the type of procedure recommended by the commenter, but merely the opportunity for presentation of comments, recommendations, and data to CMS.

We designed the town hall-styled meeting this spring to provide a forum for public comment on the applicants. This format appeared to be received well by most of the attendees. We accepted comments and topics from attendees and presenters at the meeting, as well as accepting comments on substantial clinical improvement of the applicants after the meeting. If presenters would like a more detailed agenda to be published prior to the rule, we welcome them to register to attend the annual meeting and provide the information requested in the **Federal Register** notice announcing the meeting (this includes personal information for registration purposes as well as topics to be presented at the meeting). If we have this information well in advance of the meeting, the agenda will reflect all issues that have been raised regarding the assessment of the substantial clinical improvement criterion for each applicant. We welcome further input on how to better incorporate input prior to the announcement of the next town hall meeting on this topic.

In the May 18, 2004 proposed rule (69 FR 28236), we also evaluated whether new technology add-on payments will

continue in FY 2005 for the two technologies that currently receive such payments. In accordance with section 503(e)(2) of Public Law 108-173, we also reconsidered one application for new technology add-on payments that was denied last year. Finally, we presented our evaluations of 10 new applications for add-on payments in FY 2005.

### 3. FY 2005 Status of Technology Approved for FY 2004 Add-On Payments

#### a. Drotrecogin Alfa (Activated)—Xigris®

Xigris®, a biotechnology product that is a recombinant version of naturally occurring Activated Protein C (APC), was approved by the FDA on November 21, 2001. In the August 1, 2002, IPPS final rule (67 FR 50013), we determined that cases involving the administration of Xigris®, (as identified by the presence of code 00.11 (Infusion of drotrecogin alfa (activated))) were eligible for additional payments in FY 2003. (The August 1, 2002, final rule contains a detailed discussion of this technology.)

In the August 1, 2003, final IPPS rule (68 FR 45387), we indicated that, for FY 2004, we would continue to make add-on payments for cases involving the administration of Xigris® as identified by the presence of code 00.11. This was because we determined that Xigris® was still within the 2-year to 3-year period before the costs of this new technology would be reflected in the DRG weights.

Xigris® became available on the market at the time of its FDA licensure on November 21, 2001. Early in FY 2005, Xigris® will be beyond the 2-year to 3-year period during which a technology can be considered new. Therefore, in the May 18, 2004 proposed rule, we proposed that Xigris® would not continue to receive new technology add-on payments in FY 2005. During the period of 2 years and 8 months since it came onto the market, Xigris® has been used frequently in the appropriate DRGs. For FY 2005, we analyzed the number of cases involving this technology in the FY 2003 MedPAR file. We found 4,243 cases that received Xigris®, the majority of which fell appropriately into DRGs 415, 416, 475, and 483, with by far the most cases in DRG 416 (Septicemia Age >17). Accordingly, the costs of Xigris® are now well represented in those DRGs. Therefore, we proposed that FY 2004 would be the final year for Xigris® to receive add-on payments.

Prior to the publication of the May 18, 2004, proposed rule, we received no public comments regarding the

continuation of add-on payments for Xigris®. During the 60-day comment period for the proposed rule, we received 3 comments on this application.

*Comment:* The manufacturer submitted comments that were highly critical of CMS' proposal to discontinue add-on payments for Xigris®. The commenter brought up several points, which it believes, show that CMS is in violation of the statutory provisions. First, the manufacturer expressed opposition to the proposal to terminate the new technology add-on payments. It agreed that it was important to consider when a product comes on the market, but stated, "[w]hether a technology is 'new' is not salient in determining whether a third year of add-on payments should continue." It stated that the costs of the drug had not been adequately accounted for as required by statute and that the period during which it was eligible to receive add-on payments should continue another year, until 3 full years of add-on payments had been made. It stated, that "the fact that costs of a new technology or service may be included in the Medicare hospital discharge database (MedPAR) starting at the time an item or service is introduced into the marketplace is irrelevant. What matters is the ability to examine 2 years of cost data for cases coded as having used the new technology or service." Further, it argued, "these cost data cannot be identified and collected until the ICD code is assigned and used in the coding of cases." It also stated that, since this 3-year maximum period had not yet ended, the costs of the cases could not have adequately been accounted for in our DRG recalibration using only data from FY 2003. It further stated that we should wait to remove them from add-on payment status until data from the FY 2004 MedPAR are available to recalibrate the DRGs. The manufacturer also stated that "the point of the legislative changes was to improve the old way of doing business \* \* \*. It is unfortunate that CMS proposes to take the path of least resistance because it is the Medicare beneficiaries who will ultimately suffer."

Another commenter stated that our proposal to deny additional add-on payments in FY 2005 will deny Medicare beneficiaries the access to Xigris®. An additional commenter noted that, particularly because CMS was unable to implement the systems changes necessary to pay the new technology add-on payment for Xigris® until 8 months after the new code and higher payment were allowed, many hospitals were unclear as to the

significance of correctly coding the new ICD-9-CM code identifying Xigris®, and therefore, the data for the first year of add-on payments do not adequately reflect the actual use of the drug.

*Response:* As stated previously, when we determine the newness criterion for new technology add-on applications, we use the date of FDA approval to determine that data including the technology are being incorporated into DRG recalibration, except in those rare cases where evidence can be presented that demonstrates that the product could not be marketed immediately after FDA approval. We have used this method of determining newness since we began reviewing new technology applications. While there was no clearly distinguishable code assigned to Xigris® prior to the implementation of the new ICD-9-CM code 00.11 on October 1, 2002, treatment with Xigris® was identified prior to that time by procedure code 99.19. While this may not suit the applicant in terms of the ability to track specific cases that involved the use of Xigris®, the drug was being used for more than 10 months prior to the assignment of code 00.11 and the costs associated with the drug were, therefore, clearly included in the FY 2003 MedPAR update. Additionally, we note that the manufacturer itself was able to identify patients that would or could use Xigris(r), as discussed in the May 9, 2002 proposed rule. There we stated, "Lilly also submitted detailed ICD-9-CM diagnosis and procedure codes for a subset of \* \* \* patients with billing data. \* \* \*" (67 FR 31428). Because the manufacturer was able to identify a subset of patients without billing data at that time, we have met the criteria set forth by the manufacturer itself in being able to identify "2 years of cost data for cases coded as having used the new technology. \* \* \*" The data we have captured since including the data used for the FY 2003 proposed rule analysis, have adequately accounted for costs associated with these cases. Including the 2 subsequent years during which Xigris® was eligible to receive new technology add-on payments, this makes a total of 3 years of data that CMS has used to incorporate the costs associated with the drug into the weights of the DRGs into which these cases fall.

In the FY 2004 annual update, we estimated that there would be 3,000 cases involving Xigris® in the relevant DRGs and we note that there are now 4,313 cases involving the drug in the March update of the FY 2003 MedPAR. We have conducted an analysis of the FY 2002 MedPAR to determine the frequency of these cases in the DRGs in

which Xigris® has been used. We have identified 593 cases using procedure code 99.19 in these 5 DRGs, which is significantly lower than the most recent 2 years of data. Additionally, we recognize that this code included other drugs and that not all 593 cases reporting this code in these 5 DRGs necessarily involved Xigris®. However, this low number of cases is consistent with what we would expect, given that the initial ICD-9-CM code did not drive DRG placement or payments. It is also consistent with the reasoning behind our approval of Xigris® for new technology add-on payments, since it was clearly a new technology that provided great potential benefit to Medicare beneficiaries and met the other criteria as defined by the statute. It is also reasonable to expect that, once the new ICD-9-CM code went into effect, with a payment incentive to encourage its rapid adoption and use, the number of cases including this code rose dramatically. While the figure of 593 cases using procedure code 99.19 in the relevant cases in FY 2002 is not very high, we note that in the August 1, 2002 final rule we stated that, based on the sales figures from the company at that time, there was already "\$35 million in sales reported by Lilly through February 2002 (since the drug was approved in November 2001). (At \$6,800 per patient, \$35 million in sales equates to just over 5,000 cases for the first 4 months since FDA approval.)" (67 FR 50015). Therefore, we are confident that we have adequate data reflecting the use of Xigris® over the past 3 years. If we were to continue add-on payments beyond FY 2004, the technology would be beyond its 2-3 year maximum as allowed by the statute. We have used these data to recalibrate the DRGs into which these cases most frequently fall, so the costs of the technology have already been accounted for in those DRG weights. Similarly, although we regret that systems changes delayed the processing of add-on payments for Xigris® in FY 2003, hospitals received add-on payments for all cases reporting the ICD-9-CM code for Xigris®. Furthermore, the costs of the new technology are nonetheless represented in the 2003 MedPAR data, whether hospitals used the new ICD-9-CM code for Xigris® (00.11) or the earlier procedure code (99.19). We do not agree with the assertion that Medicare beneficiaries will no longer have access to this important drug once the new technology add-on payments associated with it are terminated. To the contrary, we will continue to pay for the drug through DRG payment, and as noted

above, the costs associated with the drug have been included in the weights of the relevant DRGs through the DRG recalibration.

*Comment:* The manufacturer also noted that section 1886(d)(5)(K)(ii)(IV) of the Act requires, "that discharges involving such a service or technology that occur after the close of the period [of add-on payments] will be classified within a new or existing diagnosis-related group with a weighting factor \* \* \* that is derived from the cost data collected with respect to discharges occurring during such period." The commenter argues that there is no room for interpretation of the statute and that, since the average costs of cases involving the technology are very high, they should be assigned either to a new DRG or remapped to higher-weighted DRGs to reflect the cost of the cases. Another commenter asked that, if CMS refused to continue add-on payments for the entirety of FY 2005, such payments should be "maintained at least until the agency has analyzed the available data and has classified cases in which Xigris® is administered into an appropriate DRG."

*Response:* We do not agree with the implications the commenter draws from the statutory language. We have assigned cases involving the use of Xigris® to clinically coherent DRGs, and the weights of these DRGs have been recalibrated to reflect the costs of these technology. We have also analyzed the costs of these cases and determined that, although the average standardized charge for these cases is higher than the average charges for the DRGs into which the cases involving Xigris® fall, there appears to be no justification to warrant creation of a new DRG or re-assignment of cases involving Xigris® into higher-weighted DRGs. We do not believe that it is necessary to assign cases involving Xigris® to a separate unique DRG, as requested by the manufacturer, in order to satisfy the statutory requirement. Indeed, we note that the commenter's own comment stated, "Xigris® is administered to only a small proportion of the severe sepsis population and is not representative of the comprehensive incidence of the disease." Therefore, by the manufacturer's own statements, we cannot use cases involving the code for Xigris® as the standard by which to assign severe sepsis cases. We discuss the DRG assignment of Xigris® in section II B.16.c. of this final rule.

*Comment:* One national hospital association agreed with our proposal to discontinue add-on payments for this technology. The commenter noted that the termination of the add-on payments falls outside the timeframe in which a

technology is new for add-on payment purposes. The association strongly encouraged CMS to continue monitoring the use of Xigris® and associated conditions of severe sepsis to determine if future revisions to the current DRGs will be necessary. Another commenter urged us to continue to monitor the use and diffusion of all new technologies that qualify or have previously qualified for this provision. Commenters urged CMS to require that all hospitals continue to code for the use of the new technologies, even after the period of add-on payment for the technologies has ended, thus ensuring adequate tracking of diffusion of the new technologies as they continue to be used.

*Response:* We appreciate the commenter's support for our decision to remove this technology from add-on payment status. We note that we review new technology add-on payment recipients annually to determine whether they continue to meet the criteria to receive add-on payments. In the case of Xigris®, this review led us to find that it no longer meets the newness criterion. While we encourage hospitals to continue to code for the drug, even though there is no longer a payment incentive to do so, we cannot require hospitals to code for the use of the drug.

We are finalizing our proposal to remove Xigris® from new technology status and will no longer pay new technology add-on payments for this technology, starting October 1, 2004. The manufacturer also asked us to consider creating a DRG specifically for severe sepsis. We discuss this request in section II.B.16.c. of the preamble to this final rule.

#### b. InFUSE™ (Bone Morphogenetic Proteins (BMPs) for Spinal Fusions)

InFUSE™ was approved by FDA for use on July 2, 2002, and became available on the market immediately thereafter. In the August 1, 2003 IPPS final rule (68 FR 45388), we approved InFUSE™ for add-on payments under § 412.88, effective for FY 2004. This approval was on the basis of using InFUSE™ for single-level, lumbar spinal fusion, consistent with the FDA's approval and the data presented to us by the applicant. Therefore, we limited the add-on payment to cases using this technology for anterior lumbar fusions in DRGs 497 (Spinal Fusion Except Cervical With CC) and 498 (Spinal Fusion Except Cervical Without CC). Cases involving InFUSE™ that are eligible for the new technology add-on payment are identified by assignment to DRGs 497 and 498 as a lumbar spinal fusion, with the combination of ICD-9-

CM procedure codes 84.51 (Insertion of interbody spinal fusion device) and 84.52 (Insertion of recombinant bone morphogenetic protein).

Because InFUSE™ was approved by the FDA for use on July 2, 2003, it is still within the 2-year to 3-year period during which a technology can be considered new under the regulations. Therefore, in the May 18, 2004 proposed rule, we proposed to continue add-on payments for FY 2005 for cases receiving InFUSE™ for spinal fusions in DRGs 497 (Spinal Fusion Except Cervical With CC) and 498 (Spinal Fusion Except Cervical Without CC). We also proposed to continue limiting the add-on payment for cases receiving InFUSE™, to those cases identified by the presence of procedure codes 84.51 and 84.52. However, we proposed to eliminate add-on payment for the interbody fusion device that is used in combination with this recombinant human bone morphogenetic protein (rhBMP) product (procedure code 84.52). We note that currently add-on payments for InFUSE™ include costs for the interbody fusion device (the LT Cage, identified by procedure code 84.51), used in the spinal fusion procedure with the InFUSE™ product. Because this device is not a new technology, but in fact has been in use for 9 years for spinal fusions, we believe that it is inappropriate to pay for this device in conjunction with the genuinely new rhBMP technology. Therefore, we proposed no longer to pay for the interbody fusion device as bundled in the current maximum add-on payment amount of \$4,450 for cases that qualify for additional payment. The proposal would reduce the add-on payment to account for no longer including the costs of the LT Cage in computing the add-on payment amount. This would reduce the cost of this new technology by \$4,990, which results in a total cost of \$3,910 for InFUSE™. Therefore, we proposed a maximum add-on amount of \$1,955 for cases that qualify for additional payment. Although we proposed to eliminate payment for the LT Cage, we would still require the presence of procedure code 84.51 (in combination with procedure code 84.52) when making new technology add-on payments for InFUSE™. This is due to the fact that the LT Cage is still required by the FDA when InFUSE™ is used for single level spinal fusions.

Prior to the publication of the May 18, 2004 proposed rule, we received public comments in accordance with section 503(b)(2) of Public Law 108-173 regarding the continuation of add-on payments for this technology.

Commenters expressed support for the continuation of new technology add-on payments for this technology in FY 2005.

We are finalizing that proposal in this final rule.

We received the following comments in response to the May 18, 2004 proposed rule.

*Comment:* Several commenters supported our proposal to no longer pay for the LT Cage as a bundled add-on payment with InFUSE™. They noted that it was not appropriate to pay for the LT Cage as part of the InFUSE™ add-on since the technology has been available for several years.

*Response:* When we initially reviewed the application, the applicant indicated to us that the FDA approval was for a pre-packaged product that included the LT Cage, the InFUSE™ biotechnology product, and an absorbable collagen sponge to carry the rhBMP. While the FDA label required the product to be used with the LT Cage, we were initially under the impression that these devices were provided to hospitals in the same package. It later was brought to our attention that the product was not marketed this way and that in fact the rhBMP product is supplied to hospitals in several different sized "kits" that have differing amounts of InFUSE™ in them, and that the LT Cage is purchased separately. As such, it is not only easy to see why the add-on payment should be unbundled, but also easy to do so.

*Comment:* Some commenters, including the manufacturer, were opposed to our proposal to discontinue bundled payment for InFUSE™ in combination with the LT Cage. They argue that to remove the payment for the LT Cage would result in even further restricting the use of this much needed technology that eliminates a painful second surgery and extensive blood loss for the patients who must otherwise undergo spinal fusions via conventional, autogeneous bone-harvesting methods. Other commenters were very concerned that the lower add-on payment amount would result in hospitals using cages other than the FDA-approved LT Cage with this technology. These commenters stated that to encourage this off-label use by not continuing the higher payments is contrary to our statement in last year's final rule requiring that a product qualify for add-on payments based upon usage consistent with its FDA labeling.

*Response:* In this clear case where a new technology is being used in conjunction with an old technology, we do not believe it is appropriate to continue to pay an add-on payment for the old device, as this device has

already been in use for 9 years and has been accounted for in DRG payments. We are finalizing our proposal to approve InFUSE™ for spinal fusion for an additional year of new technology add-on payments, through the end of FY 2005. We note that in order to receive new technology add-on payment for InFUSE™, we are continuing to require both the procedure code for InFUSE™ (84.52) and the code for the LT Cage (84.51) due to the FDA label that requires the LT Cage to be used in conjunction with the InFUSE™ product. While the procedure code for the LT Cage (84.51) does include other brands and types of cages for spinal fusion, we expect that doctors will maintain the best clinical standard for their patients and will continue to use the LT Cage with the InFUSE™ product. We are therefore finalizing our proposal to unbundle the new technology add-on payments for this device for FY 2005 by removing payment for the LT Cage from the add-on payment for cases involving InFUSE™. We are also finalizing the maximum add-on payment amount of \$1955 for cases that are eligible to receive the add-on payment.

*Comment:* Other commenters were pleased about our proposal to discontinue bundled payments that include the LT Cage for spinal fusions because this bundled payment precluded payment for similar technologies that are used in spinal fusion surgery but that do not require use of the LT Cage. One commenter noted that another BMP product was just awarded FDA approval for spinal fusion involving posterolateral approach. This commenter requested that the other devices of this nature be included in any approval of rhBMPs for new technology add-on payments or an unfair economic advantage would be created.

*Response:* As we discussed in the September 7, 2001, final rule (66 FR 46915), an approval of a new technology for special payment should extend to all technologies that are substantially similar. Otherwise, our payment policy would bestow an advantage to the first applicant to receive approval for a particular new technology. The new product, called OP-1 Putty, manufactured by Stryker Biotech, utilizes a similar mechanism to promote natural bone growth by using a closely related bone morphogenetic protein called rhBMP-7 (InFUSE™ is rhBMP-2). Because the OP-1 Putty is now available on the market (it received FDA approval for spinal fusions in May of this year) for similar spinal fusion procedures and also eliminates the need

for the autograft bone surgery, we are extending new technology add-on payments to this technology as well, for FY 2005. Because the new product does not require the LT Cage to be used simultaneously, we are requiring that providers use different codes when the different products are used.

Cases using InFUSE™ should be identified by the combination of procedure codes 84.51 and 84.52, as described above and as required in the previous year of new technology add-on payments for this technology. For cases using the OP-1 Putty, the procedure code 84.52 (Insertion of recombinant bone morphogenetic protein) must be coded in combination with procedure codes identifying posterolateral spinal fusions, as is consistent with the FDA approval for this device. Therefore, procedure code 84.52 must be coded with any of the following procedure codes: 81.08 (Lumbar/lumbosac fusion posterior technique), 81.38 (refusion of lumbar posterior approach), 81.05 (Dorsal and dorsolumbar fusion, posterior technique), or 81.35 (Refusion of dorsal and dorsolumbar spine, posterior technique) in order to receive add-on payments under this provision. Both of these devices have FDA approval that is consistent with cases that would be assigned to DRGs 497 or 498. Because Stryker Biotech did not submit a new technology add-on payment application, we were unable to do a complete analysis of the cost of the device. However, we have been able to determine that the costs associated with the OP-1 Implant are similar to those associated with InFUSE™. Therefore, we believe that the same payment amount for new technology add-on payments is appropriate for both devices. Accordingly, cases containing one of the above combinations of procedure codes and that fall into DRGs 497 or 498 will be eligible to receive the add-on payment, with a maximum of \$1,955 for FY 2005.

#### 4. Reevaluation of FY 2004 Applications That Were Not Approved

Section 503(e)(2) of Public Law 108-173 requires us to reconsider all applications for new medical service or technology add-on payments that were denied for FY 2004. We received two applications for new technologies to be designated eligible for add-on payments for new technology for FY 2004. We approved InFUSE™ for use in spinal fusions for new technology add-on payments in FY 2004. We denied the application for new technology add-on payments for the GLIADEL® wafer.

#### GLIADEL® Wafer

Glioblastoma Multiforme (GBM) is a very aggressive primary brain tumor. Standard care for patients diagnosed with GBM includes surgical resection followed by radiation and, in some cases, systemic chemotherapy. According to the manufacturer, the GLIADEL® wafer is indicated for use at the time of surgery in order to prolong survival in patients with GBM. Implanted directly into the cavity that is created when a brain tumor is surgically removed, the GLIADEL® wafer delivers chemotherapy directly to the site where the tumor is most likely to recur.

The FDA gave initial approval for the GLIADEL® wafer on September 23, 1996, for use as an adjunct to surgery to prolong survival in patients with recurrent GBM for whom surgical resection is indicated. In 2003, Guilford Pharmaceuticals submitted an application for approval of the GLIADEL® wafer for add-on payments and stated that the technology should still be considered new for FY 2004, despite its approval by the FDA on September 23, 1996. The manufacturer stated that the technology was still new because it had not been possible to specifically identify cases involving use of the GLIADEL® wafer in the MedPAR data prior to the adoption of a new ICD-9-CM code 00.10 (Implantation of a chemotherapeutic agent) on October 1, 2002. However, as discussed in the September 7, 2001 final rule (66 FR 46914), the determination concerning whether a technology meets this criterion depends on the date of its availability for use in the Medicare population rather than the date a specific code may be assigned. A technology can be considered new for 2 or 3 years after data reflecting the costs of the technology begin to become available. Data on the costs of this technology began to become available in September 1996. As a result, the costs of this technology are currently reflected in the DRG weights. As discussed in the final rule for FY 2004 (68 FR 45391), on February 26, 2003, the FDA approved the GLIADEL® wafer for use in newly diagnosed patients with high-grade malignant glioma as an adjunct to surgery and radiation. However, our understanding is that many newly diagnosed patients were already receiving this therapy. To the extent that this is true, the charges associated with this use of the GLIADEL® wafer were also reflected in the DRG relative weights. Therefore, the GLIADEL® wafer did not meet this criterion for FY 2004.

Section 503(e)(2) of Public Law 108-173 required us to reconsider this

application, but did not revise the criterion for determining whether a medical service or technology is new. As stated above, the FDA originally approved the GLIADEL® wafer on September 23, 1996. Therefore, this technology is beyond the period in which it can be considered new. Accordingly, in the May 18, 2004, proposed rule, we proposed to deny this application for new technology add-on payments for FY 2005.

Prior to the publication of the May 18, 2004, proposed rule, we received no public comments regarding our reconsideration of this application for add-on payments. During the 60-day comment period for the May 18, 2004, proposed rule, we received the following public comments regarding our reconsideration of the application.

*Comment:* One commenter stated, “[a]s a country that prides itself on being a leader in cancer research, it is disheartening that patients must battle to gain access to the benefits that this research has provided.”

*Response:* We continue to pay for technologies that do not meet the criteria to receive new technology add-on payments through the regular payment mechanism established by the DRG payment methodology. Therefore, patient access to these technologies should not be adversely affected by a determination that a technology does not qualify to receive add-on payments.

*Comment:* One commenter believes that the GLIADEL® chemotherapy wafer merits a separate DRG, which the applicant contends would be similar to our treatment of the establishment of new DRGs for drug-eluting stents. The commenter acknowledges that DRGs are “not normally created to recognize the presence or absence of new technology.” Nevertheless, the commenter argues that CMS’ recognition of the “unique circumstances surrounding the potential breakthrough nature” of drug-eluting stents should also be applied to GLIADEL® wafer.

*Response:* Guilford asked us to consider reclassifying this device into another DRG. We discuss issues relating to the DRG assignment of the GLIADEL® wafer in section II.B.16.c. of this final rule. In that discussion, we announce our decision to create a new DRG 543 (Craniotomy with implantation of chemotherapeutic agent or acute complex central nervous system principle diagnosis) to which Gliadel cases will be assigned. The cases assigned to this new DRG have similar resource utilization and comparable charges to cases involving the GLIADEL® wafer. As a result, we

believe this DRG assignment will result in appropriate payments for these cases. In this rule we are finalizing our denial of new technology add-on payments for this technology.

5. FY 2005 Applicants for New Technology Add-On Payments

a. InFUSE™ Bone Graft (Bone Morphogenetic Proteins (BMPs) for Tibia Fractures)

Bone Morphogenetic Proteins (BMPs) have been shown to have the capacity to induce new bone formation and, therefore, to enhance healing. Using recombinant techniques, some BMPs (referred to as rhBMPs) can be produced in large quantities. This has cleared the way for their potential use in a variety of clinical applications such as in delayed unions and nonunions of fractured bones and spinal fusions. One such product, rhBMP-2, is developed for use instead of a bone graft with spinal fusions.

Medtronic Sofamor Danek submitted an application for the InFUSE™ Bone Graft for use in tibia fractures for approval as a new technology eligible for add-on payments in FY 2005. Medtronic submitted a similar application for new technology add-on payments in FY 2004 for InFUSE™ Bone Graft/LT-CAGE™ Lumbar Tapered Fusion Device. As discussed above, we approved this application for FY 2004, and will continue to make new technology payments for FY 2005 for InFUSE™ when used in spinal fusions (refer to section III.E.3.b. of this preamble).

In cases of open tibia fractures, InFUSE™ is applied using an absorbable collagen sponge, which is then applied to the fractured bone in order to promote new bone formation. The manufacturer contends that this use is severely limited due to the greatly increased costs for treating these cases with InFUSE™ at the time of wound debridement and closure. The manufacturer has conducted a clinical trial and FDA approval for the use of InFUSE™ for open tibia fractures was awarded on April 30, 2004. The application for add-on payments for the use of InFUSE™ for open tibia fractures proposes that such payment would encourage the use of InFUSE™ for treatment of these fractures of grade II or higher (up to and including grade III, which often must be amputated due to the severity of injury). The additional payment, according to the applicant, would encourage more hospitals to use the technology at the time of initial wound closure and would result in reduced rates of infection and nonunion

currently associated with the treatment of these injuries.

The manufacturer submitted data on 315 cases using InFUSE™ for open tibia fractures in the FY 2002 MedPAR file, as identified by procedure code 79.36 (Reduction, fracture, open, internal fixation, tibia and fibula) and diagnosis codes of either 823.30 (Fracture of tibia alone, shaft, open) or 823.32 (Fracture of fibula and tibia, shaft, open). The applicant also noted that the patients in their clinical trials as well as patients that would be likely candidates to receive InFUSE™ for tibia fractures would include those cases that had malunion of their fractures (diagnosis code 733.81) or nonunion of fractures (diagnosis code 733.82). The applicant also submitted data for a hospital sample that included 63 cases using the same identifying codes. Based on the data submitted by the applicant, InFUSE™ would be used in four different DRGs: 217 (Wound Debridement and Skin Graft Except Hand, for Musculoskeletal and Connective Tissue Disorders), 218 and 219 (Lower Extremity and Humerus Procedures Except Hip, Foot, Femur Age > 17, With and Without CCs, respectively) and 486 (Other O.R. Procedures for Multiple Significant Trauma). The analysis performed by the applicant resulted in a case-weighted cost threshold of \$27,111 for these four DRGs. The average case-weighted standardized charge for cases using InFUSE™ in these four DRGs would be \$46,468. Therefore, the applicant maintains that InFUSE™ for open tibia fractures meets the cost criterion.

Further discussions with the applicant revealed that the more appropriate DRGs to which this device should be limited are DRGs 218 and 219 (Lower Extremity and Humerus Procedures Except Hip, Foot and Femur Age > 17, With and Without CC). The manufacturer projects that there would be approximately 550 cases (based on the number of open tibia fractures that would have qualified for InFUSE™ in the FY 2002 MedPAR) in FY 2005. Since FDA approval for use of InFUSE™ for open tibia fractures, we have performed an analysis to determine the number of cases that may have already received InFUSE™ for treatment of open tibia fractures. We identified 3,788 cases in DRGs 218 and 219 (Lower Extremity & Humerus Procedures except hip, foot, femur, age >17, with and without CCs) that also had procedure code 79.36 (Reduction, fracture, open, internal fixation, tibia and fibula) and any of the following diagnosis codes: 823.30 (Fracture of tibia alone, shaft, open), 823.32

(Fracture of fibula with tibia, shaft, open), 733.81 (Malunion of fracture), or 733.82 (Nonunion of fracture). We identified 38 cases in DRGs 218 and 219 that contained a code identifying a BMP product (identified by the presence of procedure code 84.52) in the FY 2003 MedPAR.

In the May 18, 2004, proposed rule, we noted that as part of its application, the applicant submitted evidence on the substantial clinical improvement criterion. The applicant cited data from a prospective, controlled study published on December 12, 2002 in *The Journal of Bone and Joint Surgery* (Govender, S., Crismon, C., Genant, H.K., Valentin-Opran, V., "Recombinant Human Bone Morphogenetic Protein-2 for Treatment of Open Tibia Fractures," Vol. 84-A, No. 12, p. 2123). The study, also known as BESTT study group, involved 49 trauma centers in 11 countries. The study enrolled 450 patients who had sustained an open tibia shaft fracture that normally would be treated by intramedullary nail fixation and soft tissue management. The patients were randomly and blindly assigned to one of three groups: The standard of care as stated above, the standard of care plus implantation of an absorbable collagen sponge soaked with .75 mg/ml of rhBMP-2, or the standard of care plus implantation of an absorbable collagen sponge soaked with 1.50 mg/ml of rhBMP-2. The study followed up with 421 (94 percent) of all patients. The applicant stated that the study found that patients who received the standard of care plus an absorbable collagen sponge soaked with 1.50 mg/ml of rhBMP-2 achieved the following results compared to the standard of care without the rhBMP: a 44-percent reduction in the rate of secondary surgery, an average of 39 days reduction in time of clinical healing and lower infection rates. As a result, the applicant maintains that InFUSE™ in tibia fractures represents a substantial clinical improvement over previously available technologies.

In the May 18, 2004, proposed rule, we did not present a full analysis of this application under the substantial clinical improvement criterion because the technology had not yet received FDA approval for this use in time for consideration in the proposed rule. However, we noted that, although the cited study provides some evidence of clinical efficacy, we had some concerns about whether the study conclusively demonstrates substantial clinical improvement over previously available technologies because of its design. (It is important to note, as we stated in the August 1, 2002, *Federal Register* (67 FR



50015), that we do not employ FDA guidelines to determine what drugs, devices, or technologies qualify for new technology add-on payments under Medicare. Our criteria do not depend on the standard of safety and efficacy that the FDA sets for general use, but on a demonstration of substantial clinical improvement in the Medicare population, particularly patients over age 65.) We indicated that we would present our full analysis of the evidence regarding clinical improvement in the final rule.

Since the publication of the proposed rule, the manufacturer has provided additional information regarding substantial clinical improvement. The applicant provided research indicating both the efficacy of the rhBMP product in the elderly, Medicare population as well as satisfactorily answering any remaining questions our physicians had regarding the clinical trials for this use of InFUSE™.

In the proposed rule, we indicated that we determined that this technology still qualifies as new in the context of extending new technology add-on payments for InFUSE™ for single-level spinal fusions (refer to InFUSE™ for spinal fusion in section 3(b) above). We noted that, in the September 7, 2001 final rule (66 FR 46915), we stated that if an existing technology was assigned to different DRGs than those in which the technology was initially used, the new use may be considered for new technology add-on payments if it also meets the substantial clinical improvement and inadequacy of payment criteria. Under the policy suggested in that rule, approval of InFUSE™ for tibia fractures would start a new period of add-on payments for the new use of this technology. However, we stated that we had some reservations about whether this result would be appropriate. We stated that it might be possible, under the policy described in the September 7, 2001 final rule, for a technology to receive new technology add-on payments for many years after it is introduced, provided that use of the technology is continually expanded to treatment of new conditions (in this case, every time the product is used to treat a new bone injury). We invited comment on whether it would be more appropriate merely to extend the existing approval of InFUSE™ for spinal fusions to cases where InFUSE™ is used for open tibia fractures, without extending the time period during which the technology will qualify for add-on payments. We also invited comments on whether use of InFUSE™ for open tibia fractures should qualify for add-on

payments under the cost and substantial clinical improvement criteria.

*Comment:* One commenter wrote "to bring to Medicare's immediate attention that there is more than one BMP manufacturer with approved indications for long bone fractures \* \* \*". The commenter went on to note that "Stryker[Biotech]'s \* \* \* OP-1 Implant for recalcitrant long bone non-unions received FDA clearance in October, 2001." The commenter urged Medicare that "the decision for add-on payment should be for the BMP, not the manufacturer."

*Response:* We agree with the commenter that determinations concerning new technology add-on payments should not make distinctions between different manufacturers of the same technology. As we stated in the proposed rule on May 18, 2004: "an approval of a new technology for special payment should extend to all technologies that are substantially similar. Otherwise, our payment policy would bestow an advantage to the first applicant to receive approval for a particular new technology." (69 FR 28242). In this case, we had received no information concerning the existence of the OP-1 Implant for long bone fusion, created by Stryker Biotech, prior to this comment. Since the OP-1 Implant received FDA clearance in October, 2001, it has been necessary to reevaluate whether InFUSE™ for open tibia fractures can still be considered new in the light of this new information. This determination turns on two considerations: whether these products are substantially similar, and whether the indications for the two products lead to the assignment of cases involving the use of the two products to the same DRGs. The crucial consideration in determining whether a technology is new from a payment policy perspective is whether data reflecting the costs of the technology have been incorporated into setting the DRG weights. A technology can be considered new for 2 to 3 years after the point at which charge data begin to become available.

We have been able to determine that the OP-1 Implant created by Stryker Biotech in fact was approved by the FDA under Humanitarian Device Exemption (HDE) on October 17, 2001, for the indication of "use as an alternative to autograft in recalcitrant long bone nonunions where use of autograft is unfeasible and alternative treatments have failed." It came onto the market shortly after approval. The trials where the OP-1 Implant was used demonstrated the safety and efficacy of OP-1 Implant for patients with

complicated fractures of the tibia.<sup>3</sup> These cases and the study protocol are similar to those described in the clinical trials involving InFUSE™ for open tibia fractures. In fact, many of the cases that were brought for review during the application process for InFUSE™ were patients that had already experienced non-union, were not candidates for autograft (due to already having autograft surgery and there not being enough material left in the hip to acquire more, or poor quality of the bone, etc.), or had fractures in long bones other than the tibia (many cases were femur fractures). Therefore, we believe the technology involving use of rhBMP to treat severe long bone fractures, including open tibial fractures, and recalcitrant long bone fractures has been in use for more than 3 years. In addition, cases involving use of the OP-1 Implant for long bone nonunions and open tibia fractures are assigned to the same DRGs (218 and 219, Lower extremity procedures with and without complication or comorbidity, respectively). Therefore, data reflecting the costs associated with this technology began to become available in the relevant DRGs in 2001, and are now reflected in the DRG weights. We therefore find that the use of rhBMPs for these indications is not a new technology for the purposes of the new technology add-on payment. In addition, if we were to approve InFUSE™ for open tibia fractures for the new technology add-on payment there would be no way to distinguish the claims getting InFUSE™ BMP and those cases receiving the OP-1 Implant BMP, because they are indistinguishable by patient characteristics or ICD-9 code.

Accordingly, we are denying the application for add-on payments for InFUSE™ for open tibia fractures because this device is not a substantial clinical improvement over existing technologies, and therefore is not a new technology for purposes of new technology add-on payments. We acknowledge, however, that products may evolve that are very closely related but that have very different clinical efficacies, and we are committed to continuing to refine and share our methodology for deciding what should or should not be considered a new and innovative technology. In this context, we would note that MedPAC has encouraged us "to be conservative in [evaluating] \* \* \* technologies for add-

<sup>3</sup> Friedlaender, GE, et al. "Osteogenic Protein-1 (Bone Morphogenetic Protein-7) in the Treatment of Tibial Nonunions: A Prospective, Randomize Clinical Trial Comparing rhOP-1 with Fresh Bone Autograft." *Journal of Bone & Joint Surgery*. 2001;83A(S1): 151-158.

on payments, ensuring that technologies are substantially different from predecessor technologies, costly, and with clinical benefit."

*Comment:* Several commenters stated their concerns regarding a number of issues raised in our discussion in the proposed rule. They do not think that it would be appropriate to deny add-on payments for InFUSE™ for tibia fractures regardless of the existing status of the device for use in other surgeries. They stated that CMS should not indiscriminately impose our policy criteria without considering the clinical opinions of experts involved in these cases and as a result deny patients access to the latest breakthrough medical technologies. Several other commenters wrote to encourage CMS to make add-on payments for the InFUSE™ bone graft for treatment of "compound fractures of the tibia." The manufacturer commented that it would go against CMS precedent not to consider the new indication for InFUSE™ as qualifying for its own determination of substantial clinical improvement since we had made a similar analysis in FY 2004 for GLIADEL® wafer. One commenter also supported the review and approval of new technology add-on payments where the new technology is being used for a different medical procedure than the original use and will group to separate DRGs.

*Response:* As stated previously, we do not believe that patient access to breakthrough technologies is being denied. Because another device using rhBMPs for these indications has been in use for 3 years and the costs for this technology have been included in the weights for the DRGs where cases involving InFUSE™ for open tibia fractures have been assigned, this technology is not a substantial clinical improvement over existing technologies and can no longer be considered "new." We further note that because we determined that the GLIADEL® wafer did not meet the newness criterion, we did not conduct an analysis on the substantial clinical improvement criterion in FY 2004.

#### b. Norian Skeletal Repair System (SRS)® Bone Void Filler

Brigham and Women's Hospital submitted an application for approval of the Norian Skeletal Repair System (SRS)® Bone Void Filler (Norian SRS® Cement), manufactured by Synthes for new technology add-on payments for FY 2005. Synthes has been assisting the applicant with supplemental information and data to help the applicant with the application process.

According to the manufacturer, Norian SRS® Cement is an injectable, fast-setting carbonated apatite cement used to fill defects in areas of compromised cancellous bone during restoration or augmentation of the skeleton. The product provides a bone-void filler that resorbs and is replaced with bone during the healing process.

On December 23, 1998, the FDA approved Norian SRS® for use as an adjunct for fracture stabilization in the treatment of low impact, unstable, metaphyseal distal radius fractures, in cases where early mobilization is indicated. On December 20, 2001, the FDA approved Norian SRS® Cement for use in bony voids or defects that are not intrinsic to the stability of the bony structure. Norian SRS® Cement is intended to be placed or injected into bony voids or gaps in the skeletal system. These defects may be surgically created osseous defects or osseous defects caused by traumatic injury to the bone.

Despite the time that has elapsed since FDA approval, the manufacturer contends that Norian SRS® Cement should still be considered new for several reasons. First, until April 2002, Norian SRS® Cement was hand mixed using a mortar and pestle. Once Norian SRS® Cement was approved by the FDA in December 2001 (for the indication of use in bony voids or defects that are not intrinsic to the stability of the bony structure), the manufacturer issued a new pneumatic mixer. According to the manufacturer, this new pneumatic mixer allows for better preparation, reliability, and ease of use. In addition, a new injection syringe mechanism was developed and made available in May 2002 and replaced the "Norian Delivery Device". The manufacturer believes these new procedures for mixing and delivery of the product to the patient should be considered new services as stated in section 1886(d)(5)(k)(ii) of the Act and § 412.87(b)(1) of the regulations. Second, the manufacturer contends that the cement should still be considered new because there is no ICD-9-CM code to uniquely identify Norian SRS® Cement within the DRGs.

In the May 18, 2004, proposed rule, we indicated that, although there have been changes in the way Norian SRS® Cement is mixed and delivered to the patient, we do not believe these changes are significant enough to regard the technology as new. While these changes may enhance the ease with which the technology is used, the product remains substantially the same as when it was initially developed. As we have indicated previously, technology can be considered new only for 2 to 3 years

after data reflecting the costs of the technology begin to become available. Data on the costs of this technology began to become available after FDA approval in 1998, and these costs are currently reflected in the DRG weights. As we discussed in the September 7, 2001, final rule (66 FR 46914), the determination concerning whether a technology meets this criterion depends on the date of its availability for use in the Medicare population rather than the date a specific code may be assigned. Therefore, we proposed that Norian SRS® Cement does not meet the newness criterion.

Although we proposed to deny add-on payments because the technology does not meet the newness criterion, we noted that the manufacturer submitted information on the cost criterion and the substantial clinical improvement criterion. The manufacturer submitted 52 Medicare and non-Medicare cases using Norian SRS® Cement. There are currently no ICD-9-CM codes that can distinctly identify Norian SRS® Cement within the MedPAR data; therefore, we cannot track this technology with our own analysis of MedPAR data. Based on the data submitted by the manufacturer, cases using Norian SRS® Cement were found in 12 DRGs, with 71.1 percent of the cases in DRGs 210, 218, 219, and 225. Based on the 52 cases submitted by the applicant, the case-weighted threshold across all DRGs was \$22,493. The average case-weighted standardized charge was \$29,032. As a result, the applicant and manufacturer maintained that Norian SRS® Cement meets the cost criterion.

According to the manufacturer, Norian SRS® Cement represents a substantial clinical improvement for the following reasons: It enhances short-term and long-term structural support, improves the rate and durability of healing, decreases donor site morbidity, decreases risk of infection at graft site, lowers the risk of operative complications from shorter operative procedures, lowers the rate of post-treatment hospitalizations and physician visits, and finally, reduces pain.

In the May 18, 2004, proposed rule, we did not present a full evaluation of the application for add-on payments for Norian SRS® Cement under these criteria because the technology did not meet the newness criterion. Therefore, we proposed to deny add-on payments for this technology.

In the proposed rule we indicated that prior to publication of the proposed rule, we had received no public comments on this application for add-on payments. During the 60-day

comment period for the proposed rule, we received the following public comments on this application.

*Comment:* One commenter, the manufacturer, noted that Norian SRS® Cement should still be considered "new" since there is sufficient information on the record, including sales data, to prove that Norian SRS® Cement could not have been included in the DRGs until the middle of 2002. The commenter also noted that public comments were indeed submitted prior to the proposed rule supporting a new technology add-on payment for Norian SRS® Cement. Another commenter also explained that Norian SRS® Cement should be considered new since it was not generally distributed to the public for use because of technical difficulties in mixing the product even though the product had been produced and released for quite some time.

*Response:* As stated previously and as we discussed in the September 7, 2001 final rule (66 FR 46914), the determination concerning whether a technology is new depends on the date of its availability for use in the Medicare population, rather than the date a specific code may be assigned. Data on the costs of this technology began to become available after FDA approval in 1998, and these costs are currently reflected in the DRG weights. Therefore we do not consider Norian SRS® cement to meet the newness criterion. As a result we are denying add-on payments for this technology in FY 2005.

As a final note, the February 27, 2004, Federal Register notice specified the method of submitting comments on the town hall meeting. Our statement in the proposed rule that we did not receive comments regarding this application referred to not having received any comments using that method. We are glad to receive the information now. We did, however, consider this comment as part of our discussion to deny add-on payments for this technology in FY 2005.

*Comment:* One commenter noted that the Norian SRS® Cement is an outstanding product that allows the stabilization of fractures that would normally develop postoperative deformity and problems after surgery. The commenter added that allograft or autogenic bone graft that uses a bone void filler would often deform and cause settling of the joint while the Norian SRS® cement seems to glue all of the small fracture fragments together and can hold together very tenuous reductions extremely well. The commenter also noted that it only began to use the Norian SRS® Cement once the new mixer system became available.

Another commenter also noted that the clinical benefits of Norian SRS® cement allow for earlier removal of external fixators and pins without risk of collapse of the fracture site and allow permanent internal fixation to load share with the Norian SRS® cement. This results in earlier range of motion in a safe manner, which ultimately results in earlier return to a functional and productive lifestyle for patients.

*Response:* We thank the commenters for providing information on the clinical benefits of Norian SRS® cement. However, as stated above, we do not consider Norian SRS® cement to meet the newness criterion and are denying add-on payments for this technology in FY 2005.

*Comment:* Some commenters supported the creation of procedure code 84.55 (insertion of bone filler) but requested the title of the code be revised to injection of bone void filler cement from insertion of bone filler in order to capture cases of bone void filler cements that require mixing and are applied via injection. One commenter requested we review the data upon implementation of this code to see how these devices affect the DRG weights.

*Response:* A new code was created for bone void filler which will be implemented on October 1, 2004. The code is as follows: 84.55 Insertion of bone void filler. Various options for this new code were discussed at the April 1-2, 2004, ICD-9-CM Coordination and Maintenance Committee. A summary of this meeting can be found at: <http://www.cms.hhs.gov/paymentsystems/icd9>.

Public comments received at the meeting and later submitted in writing were mixed. The manufacturer and some physicians supported new codes that differentiated between bone void fillers that were pre-mixed and required little or no mixing prior to insertion versus those that required more extensive pre-mixing. The manufacturer suggested a new code for the injection of bone void filler and another new code for insertion of bone void filler. Representatives of hospital and coder organizations were opposed to such a differentiation and recommended the creation of a single new code to capture this technology: 84.55, Insertion of bone void filler. The hospital and coding organizations stated that hospital coders would have difficulty differentiating between the insertion versus the injection of bone void filler. They stated that this would be especially true in cases where it would be necessary to determine the amount of mixing of the product that was necessary. These organizations did not believe that the

medical records would provide this type of documentation.

The American Hospital Association will be providing education to hospital coders on the use of this and other new codes. We will review data on claims submitted using this new code to determine if DRG modifications are necessary.

We are finalizing our proposal not to approve this technology for new technology add-on payments.

c. InSync® Defibrillator System (Cardiac Resynchronization Therapy with Defibrillation (CRT-D))

Cardiac Resynchronization Therapy (CRT), also known as bi-ventricular pacing, is a therapy for chronic heart failure. A CRT implantable system provides electrical stimulation to the right atrium, right ventricle, and left ventricle to re-coordinate or resynchronize ventricular contractions and improve the oxygenated blood flow to the body (cardiac output).

Medtronic submitted an application for approval of the InSync® Defibrillator System, a cardiac resynchronization therapy with defibrillation system (CRT-D), for new technology add-on payments for FY 2005. This technology combines resynchronization therapy with defibrillation for patients with chronic, moderate-to-severe heart failure who meet the criteria for an implantable cardiac defibrillator. Unlike conventional implantable cardiac defibrillators, which treat only arrhythmias, CRT-D devices have a dual therapeutic nature intended to treat two aspects of a patient's heart disease concurrently: (1) The symptoms of moderate to severe heart failure (that is, the ventricular dyssynchrony); and (2) high risk of ventricular arrhythmias, as documented by an electrophysiologic testing or clinical history or both, which would cause sudden cardiac death.

InSync® Defibrillation System received FDA approval on June 26, 2002. However, another manufacturer, Guidant, received FDA approval for its CRT-D device on May 2, 2002. Guidant, and another competitor that has yet to receive FDA approval for its CRT-D device, have requested that their devices be included in any approval of CRT-D for new technology add-on payments. As we discussed in the September 7, 2001 final rule (66 FR 46915), an approval of a new technology for special payment should extend to all technologies that are substantially similar. Otherwise, our payment policy would bestow an advantage to the first applicant to receive approval for a particular new technology.

The applicant contends that, despite the approval of a similar device in May

2002, the InSync® Defibrillator System should still be considered new for several reasons: First, an ICD-9-CM code was only issued in FY 2003, which falls within the 2-year to 3-year range provided in the regulations. Second, the utilization of CRT-Ds is still growing and has not reached full utilization and, therefore, CRT-Ds remain underreported within the FY 2003 MedPAR data that are being used to recalibrate the DRG weights for FY 2005. Finally, the applicant believes reporting of CRT-Ds may be insufficient to accurately recalibrate the DRGs because the new ICD-9-CM codes for CRT-Ds are unlikely to be used consistently and accurately by hospitals in the first year.

We have discussed the relationship between existence of a specific ICD-9-CM code for a technology and our determination of its status as a new technology. As discussed in the September 7, 2001 final rule (66 FR 46914), the determination of whether a technology is new depends on the date of its availability for use in the Medicare population, rather than the date a specific code may be assigned. Because CRT-Ds were available upon the initial FDA approval in May 2002, we consider the technology to be new from this date and not the date a code was assigned.

Using the March 2004 update file to the FY 2003 MedPAR file, we have identified 11,004 cases using CRT-D in the FY 2003 MedPAR database. Of these, 10,750 cases were reported in DRGs 514 and 515 (then Cardiac Defibrillator Implant With and Without Cardiac Catheter, respectively). In DRG 515, we found 3,960 cases with procedure code 00.51 (Implantation of cardiac resynchronization defibrillator, total system (CRT-D)) and 6,790 cases in DRG 514. DRG 514 is no longer valid, effective in FY 2004. In FY 2004, we assigned new cases of defibrillator implants with cardiac catheters from DRG 514 to new DRGs 535 (Cardiac Defibrillator Implant with Cardiac Catheter With Acute Myocardial Infarction (AMI) Heart Failure/Shock) and 536 (Cardiac Defibrillator Implant with Cardiac Catheter Without Acute Myocardial Infarction (AMI) Heart Failure/Shock). Using the 6,790 cases from the FY 2003 MedPAR found in DRG 514, we examined the primary diagnosis codes necessary for assignment to DRG 535 along with procedure code 00.51 and found 3,413 cases of CRT-D for DRG 535. The remaining 3,377 CRT-D cases found in DRG 514 using procedure code 00.51 fall into DRG 536. For FY 2003, the total number of cases of CRT-D found in the FY 2003 MedPAR data for DRGs 514

and 515 were 48,700. Cases reporting CRT-Ds thus represent 22 percent of all cases for these DRGs.

A medical service or technology can no longer be considered new after 2 to 3 years, when data reflecting the costs of the technology begin to become available. Data on the costs of this technology began to become available in May 2002. Our analysis of data from the FY 2003 MedPAR file also shows that the costs of CRT-D are represented by a substantial number of cases within the DRGs. However, as discussed above, the technology still remains within the 2-year to 3-year period during which it can be considered new. Therefore, we indicated in the proposed rule that we were considering whether the CRT-D technology still meets the newness criterion. We stated that we would welcome comments on this issue as we analyzed whether to approve this technology in the final rule.

*Comment:* Two commenters, the applicant and another manufacturer of CRT-D devices, commented that the utilization of CRT-D is still growing and has not reached full utilization. One of the commenters further noted that industry estimates forecast that CRT-D will ultimately account for over 50 percent of the defibrillator market by 2006 (or double the amount seen in FY 2003). As a result, additional time and utilization is necessary with CRT-D before the DRGs can be recalculated to reflect the full costs of CRT-D in the DRG weights. Some commenters, including the applicant, also explained that the volume of cases in the FY 2003 MedPAR is indicative of the breakthrough nature of the technology and the benefit it confers to heart failure patients. The fact that some hospitals were willing to absorb the costs of the technology and make CRT-D available to their patients should have no effect if the technology remains new and eligible for new technology add-on payments. In light of the above, the applicant believes the technology should be considered new under the timeframe of newness and that the existing MedPAR data are insufficient to update the DRG weights for FY 2005. Another commenter noted that over the last 12 months, the volume of patients receiving the CRT-D in the commenter's hospital has risen by 28 percent. The commenter added that for the coming year the volume of patients receiving the CRT-D is expected to rise an additional 30 percent.

MedPAC questioned if this technology still meets the newness criterion. MedPAC noted that the technology could diffuse further and represent an even greater share of cases.

However, MedPAC believes it is clear that costs of the technology are already reflected in the data used to set the DRG weights. MedPAC recommended that one way to deal with this issue would be to exclude cases of the technology when it can be tracked from the calculation of the mean charges from the DRG during recalibration of the relative weights. This would avoid overpaying for the technology by including its costs in the base payment while also providing an add-on payment.

One commenter, the applicant, was concerned that MedPAC's recommendation might lead to the lowering of payment for implantable cardioverter defibrillators (ICDs). The commenter recommended that CMS not take any action that would lower payment for a technology that already experiences inadequate payment.

*Response:* Although we have a large amount of cases of CRT-D reflected within the DRGs, as stated by the commenter, the potential population that can receive the CRT-D could be much larger as time elapses. While the regulations state that a technology is no longer new when data begin to become available reflecting the new technology in the DRGs, the commenter has argued that the CRT-D is not fully reflected in the DRGs since it has not reached its full market utilization. In the proposed rule, we expressed concerns regarding the extent of the data already reflected in the DRGs, which suggests that CRT-D should no longer be considered "new". However, at this point we cannot make a definite determination that the CRT-D is fully reflected within the DRGs; and therefore, we have concluded that CRT-D should be considered to meet the newness criterion.

We have responded to MedPAC's recommendation on excluding a new technology from recalibration of the relevant weight above. We will consider this recommendation as we continue to develop policy in this area.

*Comment:* Some commenters believed that the date of issuance of an ICD-9-CM code should start the 2- to 3-year period of a technology being new instead of the FDA approval date. The commenters explained that considering a technology new from the FDA approval date is inconsistent with the regulations in 42 CFR § 412.87(b)(2). One commenter further noted that distinct hospital charge data for CRT-D only became available after the issuance of a ICD-9-CM code and CRT-D charge data did not become publicly available until May 2004. As a result the commenter maintains that the CRT-D is still within the 2-3 year period of being considered "new". Another commenter

added that even though CRT-D was approved in May of 2002, it is uncertain if hospitals adjusted their charges at that time in order to reflect the higher costs of CRT-D procedures, especially given the lack of a unique ICD-9-CM code. Furthermore, it was not possible to uniquely identify CRT-D in the data until a unique ICD-9-CM code was issued. Therefore, the commenter believes it does not seem appropriate to consider the CRT-D new from the FDA approval date of May 2002. One commenter was concerned that continued inadequate payment for the CRT-D has the potential to limit patient access to this new technology. Therefore, the commenter encouraged CMS to consider the CRT-D to meet the newness criterion.

One commenter, the applicant, added that prior to the MMA, CRT-D did not meet the cost threshold and therefore the applicant did not apply for new technology add-on payments. The commenter noted that had Congress acted earlier an application would have been submitted earlier as well. The applicant believes that finding the CRT-D to meet the newness criterion and approval of add-on payments for CRT-D is consistent with Congress' intent to ensure more new technologies qualify for add-on payments.

*Response:* As stated previously, we have determined that CRT-D meets the newness criterion. For a further discussion on the newness criterion regarding FDA approval dates and the issuance of ICD-9-CM codes, please see section I.I.E.2. of the preamble to this final rule.

We note that the applicant submitted information on the cost and substantial clinical improvement criteria. The applicant commissioned Navigant Consulting, Inc. to collect charge data on CRT-D. Navigant found 354 Medicare cases among 30 hospitals. Cases were identified using ICD-9-CM procedure code 00.51. Of these 354 cases, 44.1 percent were reported in DRG 515, 23.7 percent were reported in DRG 535, and 32.2 percent were reported in DRG 536. These DRGs result in a case-weighted threshold of \$78,674. The average case-weighted standardized charge for the 354 cases mentioned above was \$79,163. Based on these data, the manufacturer contends that InSync® Defibrillator System would meet the cost criterion.

In the September 7, 2001 final rule, we stated that the data submitted must be of a sufficient sample size to demonstrate a significant likelihood that the sample mean approximates the true mean across all cases likely to receive the new technology. Using a standard

statistical methodology for determining the needed (random) sample size based on the standard deviations of the DRGs identified by the applicant as likely to include cases receiving a CRT-D, we have determined that a random sample size of 354 cases can be reasonably expected to produce an estimate within \$3,500 of the true mean.<sup>4</sup> Of course, the data submitted, which include Medicare data from 30 hospitals, do not represent a random sample of all cases in these DRGs across all hospitals.

The manufacturer also contends that the added capability of the InSync® Defibrillator System device provides significant benefits over and above a conventional defibrillator. The InSync® Defibrillator System device treats both the comorbid conditions of ventricular arrhythmias and moderate to severe heart failure, and takes the place of the existing treatment of drug therapy for heart failure plus a conventional implantable cardiac defibrillator for ventricular arrhythmia. The applicant states this CRT-D is a substantial clinical improvement for patients who remain symptomatic despite drug therapy and who are also at high risk for ventricular arrhythmias. According to the applicant, some of the improved outcomes that result from using a CRT-D device instead of existing treatments include: improved quality of life, improved exercise tolerance, improved hemodynamic performance, and reduced hospitalizations and mortality due to chronic heart failure.

We welcomed comments on whether this technology meets the new technology criterion, but especially about whether it meets the newness criterion in the light of the extent to which it is represented cases within the relevant DRGs. We indicated that we would determine whether to approve this technology in the light of any comments that we received and our continuing analysis.

Prior to the publication of the May 18, 2004, proposed rule, we received public comments in accordance with section 503(b)(2) of Public Law 108-173 regarding this application for add-on payments. Commenters noted that CRT-D has had positive clinical outcomes by reversing remodeling of the heart and improving the heart's ability to pump more efficiently. One commenter added that CRT-D has helped decrease hospitalizations and length of stay.

<sup>4</sup> The formula is  $n = 4\sigma^2/B^2$ , where  $\sigma$  is the standard deviation of the population, and  $B$  is the bound on the error of the estimate (the range within which the sample means can reliably predict the population mean). See *Statistics for Management and Economics*, Fifth Edition, by Mendenhall, W., Reinmuth, J., Beaver, R., and Duhan, D.

During the 60-day comment period for the May 18, 2004, proposed rule, we received the following public comments on this application.

*Comment:* The applicant submitted additional data aside from the data discussed in the proposed rule showing that CRT-D meets the cost criterion. The applicant searched the FY 2003 MedPAR for cases with procedure code 00.51 and found 3,947 cases in DRG 515, 3,396 cases in DRG 535 and 3,351 cases in DRG 536. The average standardized charge for these DRGs were \$81,950 for DRG 515, \$104,092 for DRG 535 and \$97,250 for DRG 536. This resulted in a case weighted average standardized charge of \$93,776. The case weighted threshold using the threshold amounts from table 10 was \$81,161. Based on this analysis, the applicant maintains that CRT-D meets the cost criterion since the case weighted average standardized charge is greater than the case weighted threshold. One commenter believes that the average costs of the CRT-D meet or exceed the cost threshold. The commenter added that CRT-D procedures are more complex and take longer than conventional ICD implantations. One commenter added that the DRGs do not provide adequate reimbursement for cases with a CRT-D.

*Response:* We also searched the latest update to the FY 2003 MedPAR and found 3960 cases in DRG 515 with an average standardized charge of \$82,520, 3,413 cases in DRG 535 with an average standardized charge of \$104,755 and 3,377 cases in DRG 536 with an average standardized charge of \$98,329. This resulted in a case weighted average standardized charge of \$94,546. Using the thresholds from table 10, the case weighted threshold for DRGs 515, 535 and 536 was \$81,169. As a result, the average standardized charge is greater than the case weighted threshold and therefore the CRT-D meets the cost criterion for new technology add-on payments.

*Comment:* The applicant also submitted the following comments on the substantial clinical improvement criterion. The commenter first noted that CRT-D meets the definition of substantial clinical improvement described in 42 CFR 412.87(b)(1) because prior to May 2, 2002 there was no device available that provided cardiac resynchronization therapy in combination with an implantable cardiac defibrillator, and that the introduction of the CRT-D device enabled the treatment of patients with symptomatic heart failure despite maximal medical therapy in addition to providing a potentially life saving

defibrillator in those patients who are at high risk for ventricular arrhythmias. Another commenter agreed with the applicant that the CRT-D represents a substantial clinical improvement because it provides treatment for a new and different patient population (those with heart failure and high risk for ventricular arrhythmias). Two commenters further noted multiple studies that demonstrated objective and subjective clinical improvement in patients with moderate to severe heart failure when treated with CRT or CRT-D as quantified by such measures as New York Heart Association Class, 6 minute walk distance, peak oxygen uptake, left ventricular ejection fraction, and area of regurgitant mitral jet. It was also noted by the applicant that CRT-D was shown in the COMPANION study to significantly reduce all cause of mortality. One of the commenters also noted that CRT-D reduced symptoms and improved quality of life. Another commenter added that the CRT-D provides dual therapy for patients with dual indications, and that it is not simply a combination of two existing devices. One commenter believed that there is some potential benefit from reduced hospital readmissions and cost savings to both the hospital and Medicare program when using the CRT-D.

*Response:* We agree that CRT-D provides a valuable treatment to Medicare beneficiaries who have refractory, symptomatic congestive heart failure despite optimal medical management and who are also at significant risk for potentially fatal ventricular arrhythmias. We recognize that prior to the advent of CRT-D patients could not have had access to the benefits of both cardiac resynchronization therapy and an implantable defibrillator. For these reasons CMS believes the CRT-D device represents a substantial clinical improvement for the purposes of a new technology add-on payment.

*Comment:* The applicant commented that the FDA's view of CRT-P and CRT-D devices further supports the distinction between the two technologies. The commenter explained that the FDA did not allow for the pooling of data for the Miracle trial (study of a CRT-P) and MIRACLE ICD trial (study of a CRT-D) as the studies and devices addressed different patient populations and indications. The FDA required that the safety and efficacy of the devices be proven separately as a result of the differences between the devices and because biventricular pacing was a new technology. The commenter explained that the FDA

believed that the two types of CRT therapy would affect two different populations (indications for an ICD and CRT-D versus indications for a CRT-P with no arrhythmia). The commenter finally noted that the FDA listed the CRT-D as one of ten "Advances in Patient Care" in its Fiscal Year 2002 Office of Device Evaluation Annual Report. In reference to CRT-D the report stated "[t]he device, the first of its kind, can be used to treat symptoms of advanced heart failure in certain people who already need an ICD." The commenter emphasized the FDA's language describing the device as the "first of its kind."

*Response:* We again agree that the CRT-D device represents a substantial clinical improvement because it is capable of treating patients with the two distinct conditions of congestive heart failure and "at high risk for sudden cardiac death," who prior to its availability could not have received the benefits of both cardiac resynchronization therapy and immediate defibrillation in the event of sustained ventricular arrhythmia. We have therefore determined that this device meets the substantial clinical improvement criterion.

*Comment:* The applicant submitted three different scenarios on the potential add-on payment amount for the new technology. The device consists of a defibrillator, right atrial and right ventricular leads, left ventricular lead, lead delivery system and a balloon catheter. The first scenario would pay for the device and all the leads associated with implanting the device. The second approach, which was supported by the applicant, excluded the costs of the right atrial and right ventricular leads because these items are used in ICDs whose costs are already reflected in DRGs 515, 535 and 536. The last scenario excluded all costs associated with the ICD since the DRGs have already captured all costs of an ICD in the CRT-D.

*Response:* After reviewing all the criteria, we have determined that CRT-D is eligible for add-on payments in FY 2005. Cases involving CRT-D that are eligible for new technology add-on payments are identified by either one of the following two ICD-9-CM procedure codes: 00.51 (Implantation of Cardiac Resynchronization Defibrillator, Total System (CRT-D)) or 00.54 (Implantation or Replacement of Pulse Generator Device Only (CRT-D)). We agree with the commenter that option number two is the best approach to determine the costs of the CRT-D for the purpose of new technology add-on payments. Using this approach, the total costs for

the device are \$32,525. Under § 412.88(a)(2), new technology add-on payments are limited to the lesser of 50 percent of the costs of the technology or 50 percent of the costs in excess of the DRG payment for the case. As a result, the maximum add-on payment for a case involving the CRT-D is \$16,262.50.

*Comment:* One commenter recommended that CRT-D add-on payments should expire in May of FY 2005. The commenter explained that the newness criterion should be extended to the full 2-3 year period from the FDA approval date.

*Response:* Predictability is an important aspect of the prospective payment system methodology. Accordingly, we believe that it is appropriate to apply a consistent payment methodology for new technologies throughout the fiscal year. Furthermore, we note that the CRT-D will still be within the 2 to 3 year period in which it can be considered new for most of FY 2005. As a result, we will make add-on payments for cases involving CRT-D for the entire FY 2005.

#### d. GliSite® Radiation Therapy System (RTS)

The Pinnacle Health Group submitted an application for approval of GliSite® Radiation Therapy System (RTS) for new technology add-on payments. GliSite® RTS was approved by the FDA for use on April 25, 2001. The system involves several components, including a drug called Iotrex and a GliSite® catheter. Iotrex is an organically bound liquid form of Iodine <sup>125</sup> used in intracavitary brachytherapy with GliSite® RTS. Iotrex is a single nonencapsulated (liquid) radioactive source. The liquid is a solution of sodium <sup>3-(125)iodo-4-hydroxybenzenesulfonate</sup> and is used to deliver brachytherapy for treatment of brain cancer.

The delivery system for Iotrex is the GliSite® RTS catheter. Iotrex is administered via injection through a self-sealing port into the primary lumen of the barium-impregnated catheter that leads to the balloon reservoir. After a malignant brain tumor has been resected, the balloon catheter (GliSite®) is implanted temporarily inside the cavity. The patient is released from the hospital. After a period of 3 days to 3 weeks, the patient is readmitted. During the second admission, the appropriate dose (200 to 600 millicuries) of radiation is then administered. Iotrex is infused into the GliSite® catheter and intracavitary radiation is delivered to the target area. The gamma radiation emitted by Iotrex is delivered directly to

the margins of the tumor bed. After 3 to 7 days, the Iotrex is removed.

GliaSite® RTS was approved by the FDA for use on April 25, 2001. Technology is no longer considered new 2 to 3 years after data reflecting the costs of the technology begin to become available. Because data regarding this technology began to become available in 2001, we determined that GliaSite® RTS does not meet the criterion that a medical service or technology be considered new. Therefore, in the May 18, 2004 proposed rule, we proposed to deny approval of GliaSite® RTS for new technology add-on payments.

Although we proposed not to approve this application because GliaSite® RTS does not meet the newness criterion, we noted that the applicant submitted information on the cost criterion and substantial clinical improvement criterion. The applicant stated that the number of cases in DRG 7 for FY 2004 was projected to be 14,782, and estimated that 10 percent (or about 1,478) of those patients would be candidates for GliaSite® RTS. The applicant estimated that the standardized charge for all cases using the technology in DRG 7 was \$49,406. Based on this calculation, the manufacturer stated in its application that this figure is greater than the cost threshold of \$32,115 for DRG 7. Therefore, according to the manufacturer, it appears that GliaSite® RTS would meet the cost criterion.

The applicant also claims this way of delivering brachytherapy to the brain is significantly more patient friendly. The use of a single intracavitary applicator positioned inside the resection cavity during the initial surgery in place of an interstitial-seed implant removes the need for additional invasive procedures and the need for multiple puncture sites (up to 20). In addition, the manufacturer claims that the approach used in the GliaSite® RTS system improves dose-delivery and provides a more practical means of delivering the brachytherapy.

However, as discussed above, because GliaSite® RTS did not meet the newness criterion, we proposed to deny add-on payments for this technology in FY 2005.

Prior to the publication of the May 18, 2004 proposed rule, we received no public comments on this application for add-on payments. During the 60-day comment period for the proposed rule, we received the following public comments on this application.

*Comment:* Many commenters objected to the proposed denial of new technology status for Iotrex (the chemotherapy agent in the GliaSite® RTS). They stated that it represents a

substantial improvement over conventional brachytherapy treatment for brain tumors by reducing the number of radioactive seeds implanted into the patient's brain (via up to 20 catheters). Commenters also stated that this therapy reduces the problems associated with conventional therapy by providing a more "conformal therapy with no target tissue underdosing, less target tissue overdosing and no healthy tissue 'hot spots.'"

Commenters also noted that this therapy is more widely available at over 140 centers starting in 2003 (whereas brachytherapy treatment is only offered at 5 centers nationwide). While more widely spread, commenters nonetheless stated that prior to 2003, when the treatment was accepted at the 140 centers noted above, "significantly fewer hospitals offered this therapy" due to a combination of licensing and safety requirements that must be met in order for providers to purchase and use this radioisotope. Commenters stated that meeting these requirements of the Nuclear Regulatory Commission or applicable State authorities governing the distribution and use of Iotrex was time-consuming, taking on average 6 to 8 months or more per hospital, and caused a significant delay in the adoption and use of this therapy, despite the FDA approval date. Commenters also stated that by denying GliaSite® RTS new technology status, CMS is not permitting appropriate payment for the device and is "likely restricting access to this therapy."

*Response:* The regulations clearly state that a medical service or technology may be considered new within 2 or 3 years after the point at which data begin to become available reflecting the ICD-9-CM code assigned to the new service or technology (depending on when a new code is assigned and data on the new service or technology become available for DRG recalibration). Notably, the regulations continue, "[a]fter CMS has recalibrated the DRGs, based on available data, to reflect the costs of an otherwise new medical service or technology, the medical service or technology will no longer be considered 'new' under the criterion of this section." This device received FDA approval in April of 2001. Information provided by the applicant demonstrates that despite the delays caused by licensing and safety requirements, the device was available on the market no later than fall of 2001 and data began to become available at that time. The applicant's own comments indicate that since that time, a relatively large number of hospitals have adopted this therapy, with 69

hospitals having the required license halfway through FY 2002, and 118 hospitals with the required license at the end of FY 2003. Therefore, the costs of the device have already been reflected in three cycles of DRG recalibrations using costs contained in the second half of FY 2001, and captured in the entirety of FYs 2002 and 2003 MedPAR data. Since the product has been on the market since 2001, and since many hospitals that treat this disease are currently using the device, and have since early in FY 2002, this device is now beyond the 2 to 3 year period in which it can still be considered new.

*Comment:* One commenter noted that the DRG for craniotomy (DRGs 1 and 2) does not adequately cover the cost of the catheter and isotope. The commenter stated that "some centers are readmitting the patients for reoperation to place the catheter" and "some are treating patients as outpatient to avoid losing money on the DRG."

*Response:* Since Medicare has paid for the device for the hospitals that have correctly coded the use of the product in the correct DRGs as well as in other DRGs and in other areas of our system (as disclosed by this commenter), the costs have nonetheless been accounted for in our data and the treatment cannot be considered new.

We therefore finalize the decision to deny new technology add-on status for the GliaSite® RTS (Iotrex) for FY 2005.

#### e. Natrecor®—Human B-Type Natriuretic Peptide (hBNP)

Scios, Inc. submitted an application for approval of Natrecor® for new technology add-on payments. Natrecor is a member of a new class of drugs, Human B-type Natriuretic Peptide (hBNP), and it is manufactured from *E. coli* with recombinant DNA technology. It binds to the particulate guanylate cyclase receptor of vascular smooth muscle endothelial cells, leading to increased intracellular concentrations of guanosine 3'5'-cyclic monophosphate, and therefore to enhanced smooth muscle cell relaxation, ultimately causing dilation of arteries and veins. The applicant states that Natrecor® is more potent and relieves symptoms of heart failure more rapidly, while also causing less hemodynamic instability than intravenous nitroglycerin, the most commonly used vasodilator for heart failure.

Natrecor® was approved by the FDA for the treatment of acute congestive heart failure on August 10, 2001. It is indicated for the intravenous treatment of patients with acutely decompensated congestive heart failure (dyspnea).

Congestive heart failure is the result of impaired pumping capacity of the heart. It causes a variety of clinical consequences, including water retention, sodium retention, pulmonary congestion, and diminished perfusion of blood to all parts of the body.

The applicant concedes that the FY 2003 MedPAR file includes hospital charge information for patients receiving Natrecor®. The manufacturer contends that Natrecor® should still be considered new for several reasons. The first reason is that these data will not provide an accurate representation of hospital utilization of this product nor an adequate reimbursement rate for hospitals treating acute congestive heart failure patients with Natrecor® in FY 2005. The FY 2003 MedPAR file represents the first full year in which the ICD-9-CM procedure code 00.13 (Injection or infusion of nesiritide) was in effect. Therefore, the manufacturer anticipates a slow increase in the accuracy of coding and billing in FY 2003. In addition, the manufacturer stated that market penetration for this product was 3 percent for FY 2003, but is expected to be significantly higher for FY 2005.

However, technology is no longer considered new 2 to 3 years after data reflecting its costs begin to become available. Because data reflecting the costs of Natrecor® began to become available in 2001, these costs are currently reflected in the DRG weights. In addition, as discussed in the September 7, 2001 final rule (66 FR 46914), the determination of whether a technology is new depends on the date of its availability for use in the Medicare population rather than the date a specific code was assigned. Because Natrecor® was available upon FDA approval, it does not meet the criterion that a medical service or technology be considered new.

Although we proposed not to approve this application because Natrecor® does not meet the newness criterion, in the proposed rule, we noted that the applicant submitted information on the cost criterion and substantial clinical improvement criterion. Scios commissioned Premier, Inc. to search its database of 196 hospitals for cases in FY 2003 that used Natrecor®. Premier identified 9,811 cases across many DRGs using National Drug Codes from pharmacy databases. The majority of cases (approximately 42 percent) were found in DRG 127 (Heart Failure and Shock), while the remaining cases were found in other DRGs that individually had a maximum of 8 percent of the 9,811 cases identified by Premier. The case-weighted threshold across all DRGs

for Natrecor®, using data provided by Premier, was \$26,509. (DRGs with less than 25 discharges were not included in this analysis.) The average charge for cases with Natrecor® was \$70,137. The average case-weighted standardized charge across all DRGs was \$43,422. Because the average standardized charge is greater than the case-weighted threshold, the applicant stated that Natrecor® meets the cost criterion.

The manufacturer stated that Natrecor® represents a substantial clinical improvement over existing treatments for decompensated congestive heart failure because it provides novel clinical effects, leads to fewer complications, and improves overall clinical outcomes. Specifically, Natrecor® reduces left ventricular preload, afterload, and pulmonary capillary wedge pressure without inducing tachyphylaxis, and it causes a balanced vasodilation of veins, arteries, and coronary arteries that increases cardiac output. It has also been shown to significantly reduce dyspnea, and it blocks the rennin-aldosterone-angiotensin system, thereby reducing sodium retention and enhancing diuresis and natriuresis. In addition, Natrecor® is not pro-arrhythmic; it does not increase cardiac work by causing tachycardia, and it does not cause electrolyte imbalances.

However, as discussed above, Natrecor® does not meet the newness criterion. Therefore, in the May 18, 2004 proposed rule, we proposed to deny add-on payments for this technology in FY 2005.

Prior to the publication of the proposed rule, we received no public comments on this application for add-on payments. During the 60-day comment period for the proposed rule, we received the following public comments on this application.

*Comment:* Some commenters, including the applicant, disagreed with CMS' position that Natrecor® is ineligible for an add-on payment since it is not "new". A commenter explained that in the proposed rule CMS stated that the 2-to-3 year period for collection of cost data begins when the drug or biological receives FDA approval and not when an ICD-9-CM code is issued. The commenter felt this contradicts the statutory language in section 1886(d)(5)(K)(ii)(II) and the regulatory text in 42 CFR 412.87(b)(2). The commenter stated that based on the statutory and regulatory text, a technology should be considered new from the date a code is issued. As a result, since Natrecor® did not receive a unique code until October 1, 2002, it should still fall

within the 2-3 year period to be considered new.

The commenter further noted that heart failure patients who receive Natrecor® are more costly than patients who do not receive Natrecor®. Based on data the applicant submitted, the commenter explained that the average charge for a patient receiving Natrecor® is 47.5 percent higher than the case weighted average charge threshold of \$32,485. The commenter also added that based on data from the Premier database, even though 48 percent of all cases of Natrecor® map to DRG 127, Natrecor® has had a very small impact on DRG 127 since it represents only 1.8 percent of all charges in DRG 127 which is a result of the fact that only 8.4 percent of all patients assigned to DRG 127 received Natrecor®. As a result, the commenter disagreed with CMS' contention that charges for Natrecor® are adequately reflected in the relevant DRGs. The commenter concluded that limited Medicare reimbursement coupled with the high cost of a breakthrough biologic therapy have led to restrictions on the use of Natrecor®. Also, the number of patients that could receive Natrecor® in DRG 127 is much higher than the current figure of 8.4 percent.

Another commenter believed that CMS should provide its full evaluation of the cost and clinical data submitted by this applicant (and all other applicants) in order to provide for better insight into the agency's decision-making process. The commenter was concerned that during the comment period an application could satisfy the criterion upon which CMS had proposed to deny the application in the proposed rule, while in the final rule CMS could deny the application on a different criterion that had not been discussed in the proposed rule. As a result, the commenter recommended a full analysis of all the criteria in the proposed rule.

*Response:* As stated above, a technology is no longer considered new 2 to 3 years after data reflecting its costs begin to become available. Because data reflecting the costs of Natrecor® began to become available in 2001, these costs are currently reflected in the DRG weights. For a further discussion on the newness criterion regarding FDA approval dates and the issuance of ICD-9-CM codes, please see the preamble above.

We conduct sufficient analysis on each application in order to provide sufficient opportunity to comment. We do not believe that it is necessary to provide a full analysis of all the criteria in cases where, for example, we believe



that sufficient evidence is available to propose denying the application on the basis of the newness criterion. However, even in these cases we provide an account of any information submitted by the applicant in order to provide opportunity for comment.

*Comment:* One commenter believes that CMS should be more proactive when it comes to DRG reclassifications of new technologies. The commenter cited Natreacor® as an example of a new technology with over 10,000 cases in which the current reimbursement is inadequate. The commenter noted that after CMS denied the application for add-on payments, no consideration was given to the reclassification of the new technology. The commenter encouraged CMS to make strides to ensure that patient access to important, life threatening therapies is not threatened by inappropriate PPS payments.

*Response:* When reviewing new technology applications, we consider if the applicant has met all the criteria for new technology add-on payments. The applicant or anyone from the public is free to make a separate request for consideration of a new DRG assignment as we discuss in section II. B. of this final rule.

Because Natreacor® does not meet the newness criterion, we are finalizing our proposal not to approve add-on payments for this technology in FY 2005.

#### f. Kinetra® Implantable Neurostimulator for Deep Brain Stimulation

Medtronic, Inc. submitted an application for approval of the Kinetra® implantable neurostimulator device for new technology add-on payments. The Kinetra® device was approved by the FDA on December 16, 2003. The Kinetra® implantable neurostimulator is designed to deliver electrical stimulation to the subthalamic nucleus (STN) or internal globus pallidus (GPi) in order to ameliorate symptoms caused by abnormal neurotransmitter levels that lead to abnormal cell-to-cell electrical impulses in Parkinson's Disease and essential tremor. Before the development of Kinetra®, treating bilateral symptoms of patients with these disorders required the implantation of two neurostimulators (in the form of a product called Soletra™, also manufactured by Medtronic): one for the right side of the brain (to control symptoms on the left side of the body), the other for the left side of the brain (to control symptoms on the right side of the body). Additional procedures are required to create pockets in the chest cavity to place the two generators required to run

the individual leads. The Kinetra® neurostimulator generator, implanted in the pectoral area, is designed to eliminate the need for two devices by accommodating two leads that are placed in both the left and right sides of the brain to deliver the necessary impulses. The manufacturer argues that the development of a single neurostimulator that treats bilateral symptoms provides a less invasive treatment option for patients, and simpler implantation, follow up, and programming procedures for physicians.

In December 2003, the device was approved by the FDA. Therefore, it qualifies under the newness criterion because FDA approval was within the statutory timeframe of 2–3 years and its costs are therefore not yet reflected in the DRG weights. Because there are no data available to evaluate costs associated with Kinetra®, we conducted the cost analysis using Soletra™, the predecessor technology used to treat this condition, as a proxy for Kinetra®. The pre-existing technology provides the closest means to track cases that have actually used similar technology and serves to identify the need and use of the new device. The manufacturer informed us that the cost of the Kinetra® device is twice the price of a single Soletra™ device. Since most patients would receive two Soletra™ devices if the Kinetra® device is not implanted, data regarding the cost of Soletra™ give a good measure of the actual costs that will be incurred. Medtronic submitted data for 104 cases that involved the Soletra™ device (26 cases in DRG 1 (Craniotomy Age > 17 With CC), and 78 cases in DRG 2 (Craniotomy Age > 17 Without CC)). These cases were identified from the FY 2002 MedPAR file using procedure codes 02.93 (Implantation, intracranial neurostimulator) and 86.09 (Other incision of skin and subcutaneous tissue). In the analysis presented by the applicant, the mean standardized charges for cases involving Soletra™ in DRGs 1 and 2 were \$69,018 and \$44,779, respectively. The mean standardized charge for these Soletra™ cases according to Medtronic's data was \$50,839.

For the proposed rule, we used the same procedure codes to identify 187 cases involving the Soletra™ device in DRGs 1 and 2 in the FY 2003 MedPAR file. Similar to the Medtronic data, 53 of the cases were found in DRG 1, and 134 cases were found in DRG 2. The average standardized charges for these cases in DRGs 1 and 2 were \$51,163 and \$44,874, respectively. Therefore, the case-weighted average standardized charge for cases that included

implantation of the Soletra™ device was \$46,656. The new cost thresholds established under the revised criteria in Public Law 108–173 for DRGs 1 and 2 are \$43,245 and \$30,129, respectively. Accordingly, the case-weighted threshold to qualify for new technology add-on payment using the data we identified would be \$33,846. Under this analysis, Kinetra® would qualify for the cost threshold.

We note that an ICD–9–CM code was approved for dual array pulse generator devices, effective October 1, 2004, for IPPS tracking purposes. The new ICD–9–CM code that will be assigned to this device is 86.95 (Insertion or replacement of dual array neurostimulator pulse generator), which includes dual array and dual channel generators for intracranial, spinal, and peripheral neurostimulators. The code will not identify cases with this specific device and will only be used to distinguish single versus dual channel-pulse generator devices.

The manufacturer claims that Kinetra® provides a range of substantial improvements beyond previously available technology. These include a reduced rate of device-related complications and hospitalizations or physician visits and less surgical trauma because only one generator implantation procedure is required. Kinetra® has a reed switch disabling function that physicians can use to prevent inadvertent shutoff of the device, as occurs when accidentally tripped by electromagnetic interference (caused by common products such as metal detectors and garage door openers). Kinetra® also provides significant patient control, allowing patients to monitor whether the device is on or off, to monitor battery life, and to fine-tune the stimulation therapy within clinician-programmed parameters. While Kinetra® provides the ability for patients to better control their symptoms and reduce the complications associated with the existing technology, it does not eliminate the necessity for two surgeries. Because the patients who receive the device are often frail, the implantation generally occurs in two phases: the brain leads are implanted in one surgery, and the generator is implanted in another surgery, typically on another day. However, implanting Kinetra® does reduce the number of potential surgeries compared to its predecessor (which requires two surgeries to implant the two single-lead arrays to the brain and an additional surgery for implantation of the second generator). Therefore, the Kinetra® device reduces the number of surgeries from 3 to 2.

In the May 18, 2004, proposed rule, we indicated that, despite the improvement Kinetra® represents over its immediate predecessor, Soletra™, we had concerns about whether the device is significantly different in terms of how it achieves its desired clinical result. The stimulation mechanism by which it treats patient symptoms remains substantially the same as the predecessor device. The enhancements cited by the manufacturer are primarily to features such as control, power, monitoring, and reliability. Nevertheless, these improvements, along with the reduced number of surgeries required, may be sufficient to warrant a determination that the device represents a substantial clinical improvement. We welcomed further public comment on the issue of whether the device is sufficiently different from the previously used technology to qualify as a substantially improved treatment for the same patient symptoms.

In the proposed rule, we also invited comments concerning the cost of the device. If the new device, at twice the cost of the existing technology, merely replaces the costs of two of the previous devices, then the charges for Kinetra® are not substantially different from current charges resulting from the use of either device alone. Because the costs for the predecessor device meet the statutory cost criterion, the successor technology would meet the criterion as well, at least under the manufacturer's assumption that a single Kinetra® costs twice as much as each of the two Soletras™ required to perform the same function. However, since there should be less surgery involved, more patient control, less risk of complications, and fewer office visits as a result of using Kinetra®, we stated in the proposed rule that we would expect the costs for patients who receive the new device to drop. We stated that, for those reasons, it may not be appropriate to base the cost analysis for Kinetra® on the manufacturer's assumption that total costs for Soletra™ and Kinetra® are substantially the same.

In addition, in the proposed rule, we invited public comment concerning the approval of the device for add-on payment, given the uncertainty over the frequency with which the patients receiving the device have the generator implanted in a second hospital stay, and the frequency with which this implantation occurs in an outpatient setting. Any hospital performing the implantation in two separate patient stays, whether they are both inpatient or whether one is inpatient and the second is outpatient, would be paid double for

the single device. Therefore, we had some concern about the appropriateness of approving add-on payments for a device that may already receive payment at a nonbundled rate for a high percentage of patients who receive the device. We also investigated whether a second hospital stay is needed for implantation of Kinetra®.

Despite these issues, we indicated that we would continue to consider whether it was appropriate to approve add-on status for Kinetra® for FY 2005. If approved for add-on payments, the device would be reimbursed up to half of the costs for the device. Since the manufacturer has stated that the cost for Kinetra® would be \$16,570, the maximum add-on payment for the device would be \$8,285. We stated that we would make a final determination in the light of public comments that we received on the proposed rule and our continuing analysis.

Prior to publication of the proposed rule, we received no public comments on this application. During the 60-day comment period for the proposed rule, we received the following public comments on this application.

*Comment:* The applicant responded to our request for comments by providing further detail on the cost of the device, how it derived the higher cost for the device and recommendations on how we might proceed if we were to approve the device for add-on payments. It noted that the device has substantially higher manufacturing costs than the predecessor device, Soletra™, which has a smaller battery and much lower production cost. The applicant also stated that the device meets the substantial clinical improvement criterion due to the much improved user outcomes for patients that receive Kinetra® as opposed to those that receive the Soletra™. In addition to the factors listed above, it noted that not only does the device reduce invasiveness and risk of surgical complications to implant the device, but the shorter operating time needed to implant one device reduces the duration of anesthesia in one episode that these patients need for surgical placement. The time to reach the desired and improved therapeutic outcome is greatly reduced. The need for follow up care is substantially reduced and the intervals between battery replacement operations with the new device are significantly increased (anywhere from 15 months to 2 years longer, based on various comments received).

The applicant also provided data that satisfactorily answered our remaining questions with regard to the reasons for staged implantation of the device in

some patients. It noted that many patients simply cannot physically tolerate the long day of surgery, and particularly the general anesthesia required to implant the generator if the procedure is all done in one day or one hospital stay. In addition, due to the nature of the brain surgery involved to place the leads, care must be given to ensure that no hemorrhages are present before proceeding with implanting the rest of the device. Other physicians noted that patient medications must also be taken into account when planning the implantation of the device. One commenter, a physician using the device in his practice, also noted the improved mobility and function of patients receiving this device and the reduced interference in daily and leisure activities for patients receiving this device over the Soletra™ generators. Other physicians noted that patients actually spend less time in the hospital under the staged method for implanting the device and tolerate the procedures much better. Some nurses noted that there are additional educational requirements associated with the Kinetra® device due to the unique patient control, but this training and the additional time to set up the initial programming of the device result in reduced follow-up visits and re-programming, and allow the patients to monitor their symptoms in the stress-free environment of the home instead of the doctor's office.

*Response:* We believe that sufficient evidence has been provided by the applicant to demonstrate that this device satisfies the significant clinical improvement criterion and should receive new technology add-on payment for FY 2005. We have found that, based on the new evidence provided, Kinetra® does represent a substantial clinical improvement over the previous Soletra™ device. Specifically, the increased patient control, reduced surgery, fewer complications, and elimination of environmental interference significantly improve patient outcomes. Since we stated in the proposed rule that the device meets the newness criterion, and that the device meets the cost threshold in the DRGs to which it is assigned, this determination of substantial clinical improvement warrants the approval of Kinetra® for new technology add-on payments for FY 2005.

*Comment:* The applicant also recommended that, if approved for add-on payment, CMS should require both the procedure code that identifies the neurostimulator device for deep brain stimulation (02.93) in addition to the code that identifies the placement of the

generator in the chest cavity (86.95). In addition, it commented that any concern over double-payment if implantation occurs in a staged manner (that is, in separate inpatient admissions or in different settings that Medicare pays for) would be ameliorated if we require that both these two ICD-9-CM codes be required in a case that is mapped to either DRG 1 or 2 (Craniotomy with and without CC).

*Response:* We agree that this is the best approach to resolving both the reimbursement issue as well as concerns over the possibility of paying for the device twice if performed in different settings (that is, a staged implantation). We are approving new technology add-on payments for the Kinetra® device for FY 2005 in this final rule. Cases receiving Kinetra® for Parkinson's disease or essential tremor on or after October 1, 2004 will be eligible to receive an add-on payment of up to \$8,285, or half the cost of the device, which is approximately \$16,570. These cases will be identified by the presence of procedure codes 02.93 (Implantation or replacement of intracranial neurostimulator leads) and 86.95 (Insertion or replacement of dual array neurostimulator pulse generator). If a claim has only the procedure code identifying the implantation of the intracranial leads, or if the claim identifies only insertion of the generator, no add-on payment will be made.

*Comment:* Commenters expressed disappointment that we did not approve this device in our proposed rule. However, they remarked upon the complex issues that were raised by our concerns. Specifically, commenters urged that CMS adopt and maintain a uniform standard between the inpatient PPS and the outpatient PPS, urging CMS to make consistent decisions for devices that may be used appropriately in both settings. The commenters specifically referenced different sets of language defining substantial improvements from the OPPS rules, urging the IPPS to follow the guidance of the policies set forth in the OPPS.

*Response:* The commenters' specific reference to the language in the November 1, 2002 outpatient prospective payment system final rule (67 FR 66781 through 66783) that refers to determinations of substantial clinical improvement where factors such as "increased battery life" and "miniaturization, might so improve convenience, durability and ease of operation" was taken out of context. The November 1, 2002 final OPPS rule states, "[n]evertheless, there may be some improvements in the medical

technology itself that are so significant that we may wish to recognize them for separate payment \* \* \* even though they do not directly result in substantial clinical improvements." To date, the OPPS has only applied these explicit substantial clinical improvement criteria to pass-through device category applications. We have not yet determined whether to apply this particular standard within IPPS. However, we are approving the Kinetra® device for new technology add-on payments for FY 2005, without reference to these considerations. We will continue to consider whether to employ specific factors such as those identified for the OPPS in the IPPS.

*Comment:* Several commenters noted the importance of the programmability of the device, especially for patients who live at a distance from their physician and would not be able to visit frequently to adjust the level of stimulation as would be necessary with the Soletra™ device. One commenter (a physician) noted that "the problem [with the Soletra™ device] has been so severe in some patients that [he has] had to loan them a regular physician programmer so that they could do the adjustments at home." He noted further that the Soletra™ programmer is not meant for patient use and encouraged CMS to approve add-on payment for Kinetra® so he can use it in his practice.

*Response:* We do not know the protocol for doctor-patient programming of the Soletra™ device, however, we are approving add-on payment for Kinetra® for FY 2005.

*Comment:* We received one comment that cited that "the use of Kinetra® in the VA system is preferred by an almost 3 to 1 ratio versus the previous technology" whereas the usage in Medicare was only approximately 1 to 4.

*Response:* We do not know where the commenter received the data in this comment, as we were not given this data by the applicant. However, we are approving Kinetra® for add-on payment for FY 2005.

#### g. Intramedullary Skeletal Kinetic Distractor (ISKD)

Orthofix, Inc. submitted an application for approval of the Intramedullary Skeletal Kinetic Distractor (ISKD) Internal Limb Lengthener for new technology add-on payments for FY 2005. The device received FDA marketing approval on May 2, 2001. The ISKD System is a "closed" lengthening system. There are no fixation pins exiting the skin, thus eliminating this portal for entry of infectious organisms. The device is

implanted in the intramedullary canal. This provides mechanical stability and support to the bone segments during the distraction, regeneration and consolidation phases, thus reducing the opportunity for misalignment.

In the May 18, 2004, proposed rule, we indicated that we had reviewed the application and technology, and we had determined that the device is not new and cannot be approved for new technology add-on payments because it came on the market on May 2, 2001. The costs of the device are thus reflected in the FY 2001 MedPAR file, as acknowledged by the manufacturer's data. As a result, the costs of the device are already reflected in the DRG weights.

The manufacturer submitted charge data for cases found in the FY 2001 MedPAR file, as well as data from several hospitals that have used the device. The manufacturer identified cases using ICD-9-CM codes 78.35 (Limb lengthening procedure, femur) and 78.37 (Limb lengthening, tibia/fibula). These procedure codes occur in four DRGs: DRGs 210 and 211 (Hip and Femur Procedures Except Major Joint Procedures Age > 17, With and Without CC, respectively) and DRGs 218 and 219 (Lower Extremity and Humerus Procedures Except Hip, Foot and Femur Age > 17, With and Without CC). The average charges for cases involving these procedure codes identified by the applicant were not standardized. The average charges provided for DRGs 210, 211, 218, and 219 were \$26,692, \$18,187, \$32,959 and \$20,228, respectively. The manufacturer then added the cost of the device, which the manufacturer states is \$6,750. The manufacturer projects that, in FY 2005, there will be 9 cases in DRG 210, 4 cases in DRG 211, 28 cases in DRG 218, and 19 cases in DRG 219, which results in a case-weighted threshold of \$22,347. Thus, according to the manufacturer's data, because the case-weighted average standardized charges of \$27,003 for the technology are greater than the cost threshold of \$22,347 for these projected 60 cases, the ISKD would qualify for new technology add-on payments.

The manufacturer also stated that the ISKD met the substantial clinical improvement criterion because, in addition to the improvements mentioned above (reduces infection rates and provides mechanical stability), lengthening with the ISKD occurs gradually and with no soft tissue impingement, reducing two factors commonly associated with pain during distraction. In addition, the manufacturer pointed out that with the ISKD, the lengthening procedure is

discreet because there are no external pins. There is no cumbersome external frame that may hinder the patient's activities of daily living, or draw further attention to the discrepant limb. In addition, the patient may have partial weight bearing during the lengthening process and resume some activities of normal living.

However, because the device is already captured in our DRG weights, in the May 18, 2004 proposed rule, we proposed to deny the application for the ISKD device for new technology add-on payments for FY 2005.

Prior to publication of the proposed rule, we received no public comments on this application. During the 60-day comment period for the proposed rule, we received the following public comments on this application.

*Comment:* The applicant noted that it was very disappointed with CMS' proposal to deny add-on payments for this device. It stated that, although the device may be paid for in the DRG system, so few cases have received the device that the costs related to the device are not accurately reflected in the data used to recalibrate the DRG weights. It argues that the low volume of cases that have received the device has been a direct result of underpayment for the device and that CMS is denying this treatment to beneficiaries by not paying more for this device. The applicant also stated that if we had asked for market data in the application, it would have provided that information to us sooner, and would have had the opportunity to present its argument that the device did, in fact, have a delay between FDA approval and coming to the market. It stated that the "delay between FDA approval and commercial availability was due to a halt in production while certain changes on the ISKD were validated." It also noted that the company "conducted a comprehensive review of its sales database" and has determined that the first commercial sales of the device were made in February 2002, and as such, the costs of the device were not included in the FY 2001 MedPAR.

*Response:* This device has been on the market for more than the 2- to 3-year period for which new technology add-on payments are allowed. Even though there may have been a delay in commercial availability of the device, the company stated that sales were made in February of 2002. We note that we are not using strictly the FY 2001 MedPAR as our basis for determining newness in FY 2005, but are denying add-on payments to those products that were on the market prior to midway into FY 2002. Products that were in use prior

to April of 2002 have data for more than half of FY 2002 so that the costs of the new technology were included in the DRG recalibration in subsequent years. We have been making payments for the ISKD device since it came on the market and data reflecting the cost of the device are therefore already reflected in the DRG weights. Therefore, we cannot find that the device is new and we are finalizing our proposal to deny this applicant new technology add-on payments.

#### h. Acticon™ Neosphincter

American Medical Systems submitted an application for approval of the Acticon™ Neosphincter for new technology add-on payments for FY 2005. The Acticon™ Neosphincter is a small, fluid-filled prosthesis that is completely implanted within the body. The Acticon™ Neosphincter prosthesis has been developed to treat severe fecal incontinence (the accidental loss of solid or liquid stool at least weekly). It is designed to mimic the natural process of bowel control and bowel movements. The prosthesis consists of three components: an occlusive cuff implanted around the anal canal, a pressure-regulating balloon implanted in the prevesical space, and a control pump with septum implanted in the scrotum. All components are connected with color-coded, kink-resistant tubing.

The FDA approved the Acticon Neosphincter for use on December 18, 2001. A technology can be considered new only 2 to 3 years after data reflecting the costs of the technology begin to become available. Data on the costs of this technology began to become available after the December 2001 FDA approval. As a result, the costs of this technology are currently reflected in the DRG weights. Therefore, in the proposed rule, we indicated that we had determined that Acticon™ Neosphincter does not meet this criterion.

Although we proposed not to approve this application because Acticon™ Neosphincter does not meet the newness criterion, we noted that the applicant submitted information on the cost criterion and substantial clinical improvement criterion. The applicant submitted 23 cases (that are indistinguishable as to whether they are Medicare or non-Medicare) using ICD-9-CM procedure codes 49.75 (Implantation or revision of artificial anal sphincter) and 49.76 (Removal of artificial anal sphincter) in order to identify cases where the Acticon™ Neosphincter was used. Of these cases, 9 were in DRG 157 (Anal and Stomal Procedures With CC), and 14 were in

DRG 158 (Anal and Stomal Procedures Without CC). The average standardized charge per case was \$16,758. The case-weighted threshold for DRGs 157 and 158 (39.1 percent of cases in DRG 157 and 60.1 percent of cases in DRG 158) for this technology is \$14,426. Therefore, according to the applicant, the Acticon™ Neosphincter meets the cost criterion.

The applicant states in its application that the Acticon™ Neosphincter represents a substantial clinical improvement for the following reasons: (1) There is no other existing device in the United States that can be used to treat severe fecal incontinence; and (2) self-treatment for severe fecal incontinence has proven to be largely unsuccessful and surgical options have historically been more limited, including sphincteroplasty or muscle transposition.

However, because Acticon™ Neosphincter does not meet the newness criterion, we proposed to deny add-on payments for this new technology. The applicant also requested a DRG reclassification for this technology. In section II.B.4 of the preamble of this final rule, we are finalizing our proposal to remove codes 49.75 and 49.76 from DRGs 157 and 158, and reassign them to DRGs 146 (Rectal Resection With CC) and 147 (Rectal Resection Without CC) in MDC 6 (Diseases and Disorders of the Digestive System) only. All other MDC and DRG assignments for codes 49.75 and 49.76 remain the same.

Prior to the publication of the May 18, 2004 proposed rule, we received public comments in accordance with section 50(b)(2) of Pub. L. 108-173 regarding this application for add-on payments.

One commenter noted that the implant of the Acticon™ Neosphincter avoids the life-altering and disfiguring consequences of a permanent stoma. Another commenter noted that the implant of the Acticon™ Neosphincter avoids the need for a colostomy, which limits a patient's ability to travel and work due to the fact they could have a fecal accident at any time. However, because we concluded that the Acticon™ Neosphincter is no longer new, we proposed that it is not eligible for add-on payments.

During the 60-day comment period for the May 18, 2004 proposed rule, we received the following public comments on this application.

*Comment:* One commenter, the applicant, commented that the Acticon™ Neosphincter should still be considered new under the newness criterion since the device received FDA approval on December 18, 2001 and

ICD-9-CM codes (49.75 and 49.76) became effective October 1, 2002. The commenter believes that only after the ICD-9-CM codes became available did data begin to reflect the costs of the technology in the DRGs. Based on the issuance of the codes, there is only 1½ years of data and this is the first year CMS is using data with the new ICD-9-CM codes that reflect the Acticon™ Neosphincter within the DRGs. As a result, the commenter maintains that the Acticon™ Neosphincter is still "new" under 42 CFR 412.87(b)(2).

The commenter also noted that the standardized charges per case of \$16,758 are actually the standardized costs per case. The correct average charge per case based on the data submitted is \$41,396.

*Response:* As stated above, a technology can be considered new only 2 to 3 years after data reflecting the costs of the technology begin to become available. Data on the costs of this technology began to become available after the December 2001 FDA approval and the costs of this technology are currently reflected in the DRG weights. As a result, the Acticon™ Neosphincter does not meet the newness criterion. For a further discussion regarding the effect of FDA approval dates and the issuance of ICD-9-CM codes upon our evaluation of the newness criterion, please see the preamble above.

Also, in reference to the cost data, we appreciate the commenter pointing out this error and agree that the average case weighted standardized charge is \$41,396. Because the average case weighted standardized charge is greater than the average case weighted threshold of \$14,426, the commenter maintains that the Acticon™ Neosphincter meets the cost criterion. However, because the Acticon™ Neosphincter does not meet the newness criterion, we are denying add-on payments for this technology in FY 2005.

We are finalizing our proposal not to approve this technology for add-on payments for FY 2005.

**i. TandemHeart™ Percutaneous Left Ventricular Assist System**

Brigham and Women's Hospital submitted an application for approval of the TandemHeart™ Percutaneous Ventricular Assist System (PVTA) manufactured by Cardiac Assists, Inc., for new technology add-on payments for FY 2005. Cardiac Assists, Inc. has been assisting the applicant with supplemental information and data to support the application process. According to the manufacturer, the device contains a controller, arterial and

venous cannulae, and the TandemHeart™ Percutaneous Ventricular Assist Device (pVAD) that works parallel with the left ventricle to provide left ventricular circulatory support. The device is intended for extracorporeal circulatory support using an extracorporeal bypass circuit. The duration of use approved by the FDA is for periods of up to 6 hours.

On November 11, 2000, FDA approved the AB-180 XC Blood Pump (also known as the TandemHeart™ pVAD) as a single use, disposable centrifugal blood pump designed to circulate blood through an extracorporeal circuit. On May 23, 2003, FDA approved the CardiacAssist Transseptal Cannula Set for transseptal catheterization of the left atrium via the femoral vein for the purpose of providing a means for temporary (6 hours or less) left ventricular bypass when connected to a suitable extracorporeal blood pump unit that returns blood to the patient via the femoral artery or other appropriate site. The manufacturer stated that, although the TandemHeart™ pVAD was approved in November 2000, this device should still be considered new because the device was not marketed and sold to hospitals until the CardiacAssist Transseptal Cannula Set was approved by FDA in May 2003. We have received confirmation from hospitals that the TandemHeart™ pVAD was indeed not marketed until FDA approved the CardiacAssist Transseptal Cannula Set. Also, only half of a year's worth of data containing the TandemHeart™ pVAD is reflected within the FY 2003 MedPAR file. The manufacturer stated that approximately 60 TandemHeart™ pVADs have been used since the FDA approved the Cardiac Arrest Transseptal Cannula Set in May 2003. Therefore, the costs of the TandemHeart™ pVAD are not adequately reflected within the DRGs. As a result, we consider the TandemHeart™ pVAD to be new under our criterion.

As stated above, according to the manufacturer, approximately 60 TandemHeart™ pVADs have been used since the FDA approved the Cardiac Assist Transseptal Cannula Set in May 2003 (not all of these have been used in Medicare beneficiaries). However, only two actual cases were submitted by the applicant with an ICD-9-CM code of 37.65 (Implant of an external pulsatile heart assist system) used to identify the device. As stated in the September 7, 2001, final rule (66 FR 46916), data submitted by the applicant must be of a sufficient sample size to demonstrate a significant likelihood that the true mean across all cases likely to receive

the technology will exceed the threshold established by CMS. We indicated in the proposed rule that, because we lack a significant sample of data reflecting the costs of this technology, we could not accurately determine the average charge per case for the TandemHeart™ pVAD. Neither could we determine whether this technology meets our cost criterion. We indicated that if we received sufficient data to complete our analysis in time for inclusion in the final rule, we would assess whether this technology meets the cost criterion.

In response to this request, the manufacturer and applicant submitted supplementary data on the TandemHeart™ pVAD. We received a total of 11 actual cases that used the Tandem Heart. Although these cases are approximately 18 percent of all TandemHeart™ pVAD cases, we cannot consider this a significant sample of cases to determine if the Tandem Heart meets the cost criterion. Of the 11 cases submitted, the variance in charges from the lowest charge per case to highest charge per case was close to 1 million dollars. Such a large variance in charges per case will require us to consider many more cases in excess of the 11 cases submitted and the 60 total cases that have used the device since its inception before we can determine if the TandemHeart™ pVAD meets the cost criterion. Also, because this is a small pool of cases, one unrepresentative case could skew the results of the data. As a result, because there are insufficient data for us to determine whether the TandemHeart™ pVAD meets the cost criterion, we are denying add-on payments for this technology in FY 2005.

Although we are not approving this application because we did not have sufficient data to determine whether TandemHeart™ pVAD meets the cost criterion, in the proposed rule we noted that the applicant submitted information on the substantial clinical improvement criterion. The applicant stated in its application that the TandemHeart™ pVAD represents a substantial clinical improvement because, at present, the only alternative to intra-aortic balloon pump support is the surgical implantation of a ventricular assist device. The TandemHeart™ pVAD is the only therapeutic intervention that is capable of achieving effective circulatory support to stabilize cardiogenic shock patients that could be placed via a percutaneous approach. In the proposed rule, we indicated that we would present a full analysis of this technology under the significant improvement

criterion if we received sufficient data in time for this final rule to evaluate whether the technology met the cost criterion. For this final rule, as we have determined above, the TandemHeart™ pVAD does not meet the cost criterion and therefore we are not presenting our full analysis of this technology under the substantial improvement criterion. However, we note, although the TandemHeart™ pVAD appears to be a promising new technology for providing circulatory support in profound, refractory left ventricular failure, our review of the submitted literature did not find that adequate clinical experience or clinical evidence exists to demonstrate substantial clinical improvement to the degree we feel is necessary to warrant a new technology special add-on payment. As a result of this and the fact that there are insufficient data to determine whether the TandemHeart™ pVAD meets the cost criterion, we are denying add-on payments in FY 2005 for this technology.

Nevertheless, we encourage the manufacturers of the TandemHeart™ pVAD device to continue their efforts to compile objective clinical data that demonstrate its clinical efficacy, particularly with regard to improved clinical outcomes in patients with this very serious, life threatening condition. Because the device only became available for use in May 2003, it could remain eligible for consideration for new technology add-on payments in FY 2006.

The applicant also requested an ICD-9-CM code for this technology. We discuss this request in section II.B.3. of the preamble of this final rule.

#### j. Aquadex™ System 100 Fluid Removal System (System 100)

CHF Solutions, Inc. submitted an application for the approval of the System 100 for new technology add-on payments for FY 2005. The System 100 is designed to remove excess fluid (primarily excess water) from patients suffering from severe fluid overload through the process of ultrafiltration. Fluid retention, sometimes to an extreme degree, is a common symptom of patients with chronic congestive heart failure. This technology removes excess fluid without causing hemodynamic instability. It also avoids the inherent nephrotoxicity and tachyphylaxis associated with aggressive diuretic therapy, the mainstay of current therapy for fluid overload in congestive heart failure.

The System 100 consists of: (1) A S-100 console; (2) a UF 500 blood circuit; (3) an extended length catheter (ELC);

and (4) a catheter extension tubing. The System 100 is designed to monitor the extracorporeal blood circuit and to alert the user to abnormal conditions. Vascular access is established via the peripheral venous system, and up to 4 liters of excess fluid can be removed in an 8-hour period.

On June 3, 2002, FDA approved the System 100 for use with peripheral venous access. On November 20, 2003, FDA approved the System 100 for expanded use with central venous access and catheter extension use for infusion or withdrawal circuit line with other commercially applicable venous catheters. According to the applicant, although the System 100 was first approved by FDA in June 2002, the System 100 was not used by hospitals until August 2002 because it took a substantial amount of time to market and sell the device to hospitals. As a result, the applicant believes that the System 100 should still be considered new. The applicant has presented data and evidence demonstrating that the System 100 was not marketed until August 2002. Therefore, we also believe August 1, 2002 is the relevant date for determining the availability of the System 100.

The applicant estimates that 308 patients (approximately 120 cases per year) have used the System 100 since its inception and the potential population for use of the device is 60,000 cases per year. These 308 cases represent a small percentage of the potential number of cases that can utilize the System 100. Therefore, the System 100 is not adequately reflected within the DRG weights (as discussed in the September 7, 2001 final rule (66 FR 46914)). In addition, the System 100 is within the 2 to 3 year period contemplated under § 412.87(b)(2) of the regulations. Therefore, the System 100 could be considered new. However, the ultrafiltration process that the System 100 employs can also be considered to be a type of hemodialysis, which is an old and well-established technology. In the proposed rule, we indicated that we have concerns about whether new technology add-on payments should be extended to a well-established technology, even when a new clinical application is developed for that technology. As discussed above, in the September 7, 2001 final rule (66 FR 46915), we noted that if an existing technology is used for treating patients not expected to be assigned to the same DRG as the patients already receiving the technology, it may be considered for approval if it also meets the other cost and clinical improvement criteria. In this case, the device does treat a

different patient population of congestive heart failure than the patient population for renal dialysis. Under the policy described in the September 7, 2001, final rule, this technology may be considered new for the purposes of determining whether it qualifies for add-on payments. However, in the proposed rule, we indicated that we have some concerns about whether this is an appropriate result, and about whether technologies that have been in use for many years, in some cases decades, should be able to qualify for add-on payments for new technologies. Therefore, we invited comments on whether this technology should be considered new, and on the general issue of whether existing technologies should be approved for add-on payments when new applications are developed for these technologies and whether special standards regarding, for example, clinical improvement, should be applied in such cases.

*Comment:* One commenter, the applicant, explained that the System 100 should still be considered new for numerous additional reasons. The commenter explained that System 100 has received numerous patents issued from the United States Patent Office for many aspects of the technology thus demonstrating its uniqueness and newness. The commenter also added that the technology should be considered new since the FDA recognized the features of the technology, such as proprietary design of the filter assembly and its unique low flow capability, as a different technology because the device can be used in a different patient population. The commenter further explained that no other technology operates in this low flow range using automatic pressure control algorithms and peripheral vascular access while delivering ease of use and patient safety.

Some commenters recommended that CMS maintain the criteria and definition established in the September 7, 2001, *Federal Register* (66 FR 46915) that if an existing technology is used for treating patients not expected to be assigned to the same DRG as the patients already receiving the technology, it may be considered for approval if it also meets the other cost and clinical improvement criterion. As a result, the commenters maintain that according to the September 7, 2001, final rule the System 100 meets these criteria and should be approved for new technology add-on payments.

*Response:* We appreciate the commenter's comments on the newness criterion. As noted above, we do not employ FDA guidelines to determine

what drugs, devices or technologies qualify for new technology add-on payments. We also do not consider patents issued by the United States Patent Office as an indicator of a new technology. For a more detailed discussion of the criteria for newness and substantial clinical improvement please see the September 7, 2001, *Federal Register* (66 FR 46914).

We will continue to review the policy stated in our September 7, 2001, rule. We invite further public comment on this issue in the interim.

The applicant submitted five sets of data to demonstrate that the System 100 meets the cost criterion. Of these five, three sets of data were flawed in the analysis of the cost criterion. Therefore, as in the proposed rule, we discuss only the data that are most accurate and relevant. It is important to note at the outset of the cost analysis that the console is reusable and is, therefore, a capital cost. Only the circuits and catheters are components that represent operating expenses. Section 1886(d)(5)(K)(i) of the Act requires that the Secretary establish a mechanism to recognize the costs of new medical services or technologies under the payment system established under that subsection, which establishes the system for paying for the operating costs of inpatient hospital services. The system of payment for capital costs is established under section 1886(g) of the Act, which makes no mention of any add-on payments for a new medical service or technology. Therefore, it is not appropriate to include capital costs in the add-on payments for a new medical service or technology and these costs should also not be considered in evaluating whether a technology meets the cost criterion. The applicant has applied for add-on payments for only the circuits and catheter, which represent the operating expenses of the device. However, in the proposed rule we stated our belief that the catheters cannot be considered new technology in any sense. As a result, we considered only the UF 500 disposable blood circuit as relevant to the evaluation of the cost criterion.

The applicant commissioned Covance to search the FY 2002 MedPAR file. The applicant used a combination of diagnosis codes to determine which cases could potentially use the System 100. Covance found 27,589 cases with the following combination of ICD-9-CM diagnosis codes: 428.0 through 428.9 (Heart Failure), 402.91 (Unspecified - with Heart Failure), or 402.11 (Hypertensive Heart Disease with Heart Failure), in combination with 276.6 (Fluid Overload) and 782.3 (Edema).

The 27,589 cases were found among 281 DRGs with 49.4 percent of cases mapped across DRGs 88, 89, 127, 277 and 316. The applicant eliminated those DRGs with less than 150 cases, which resulted in a total of 22,024 cases that could potentially use the System 100. The case-weighted average standardized charge across all DRGs was \$14,534. The case-weighted threshold across all DRGs was \$17,789. Although the case-weighted threshold is greater than the case-weighted standardized charge, it is necessary to include the standardized charge for the circuits used in each case. In order to establish the charge per circuit, the manufacturer submitted data regarding 51 actual cases that used the System 100. Based on these 51 cases, the standardized charge per circuit was \$2,209. The manufacturer also stated that an average of two circuits are used per case. Therefore, adding \$4,418 for the charge of the two circuits to the case-weighted average standardized charge of \$14,534 results in a total case-weighted standardized charge of \$18,952. This is greater than the case-weighted threshold of \$17,789. In the May 18, 2004 proposed rule, we welcomed comments from the public on the charge information submitted by the applicant for the circuits.

*Comment:* One commenter noted that we stated, "[c]atheters cannot be considered new technology in any sense." The commenter stated that this language on catheters is unduly broad and it is possible that the introduction of a new catheter could represent a substantial clinical improvement. The commenter also noted that a catheter could be considered new under CMS policy specified in the September 7, 2001, *Federal Register* (66 FR 46915) that discusses if the new use of an existing technology is for treating patients not expected to be assigned to the same DRG, it may be considered for approval of new technology add-on payments.

*Response:* We thank the commenter for pointing this out and we agree that in a certain circumstance a catheter could be considered a new technology under our current policy. We also note that we are continuing to review our policy regarding whether a new use of an existing technology may be considered for approval of new technology add-on payments.

For the proposed rule, using the FY 2003 MedPAR file, we used the same combination of diagnosis codes to identify 28,660 cases across all DRGs. As in the applicant's analysis, we eliminated those DRGs with less than 150 cases, which resulted in 22,395 cases. The case-weighted average

standardized charge for these cases is \$15,447. The case-weighted threshold to qualify for new technology add-on payments using the data we identified would then be \$18,029. Again, as in the applicant's analysis, it was necessary to include in the charge of \$4,418 for the circuits. This results in a total case-weighted average standardized charge of \$19,865, which is also greater than the case-weighted threshold of \$18,029. Based on these two analyses, the System 100 meets the cost criterion.

The applicant contends that the System 100 represents a substantial clinical improvement for the following reasons: It removes excess fluid without the use of diuretics; it does not lead to electrolyte imbalance, hemodynamic instability or worsening renal function; it can restore diuretic responsiveness; it does not adversely affect the renin-angiotensin system; it reduces hospital length of stay for the treatment of congestive heart failure, and it requires only peripheral venous access. In the proposed rule we stated our belief that there was some basis for concluding that the System 100 represents a substantial clinical improvement over current standard treatment of fluid overload in congestive heart failure. However, in the May 18, 2004 proposed rule, we also invited comment on whether the data submitted are indeed adequate to demonstrate significant clinical improvement.

Prior to the publication of the May 18, 2004, proposed rule, we received public comments in accordance with section 503(b)(2) of Public Law 108-173 regarding this application for add-on payments. Several commenters noted that the System 100 provides physicians a new treatment option for patients with fluid overload who are unresponsive to diuretics and has been documented in clinical studies and other published articles to effectively treat fluid overload. Another commenter noted that patients who have been treated with the System 100 seem to have improved health versus those who have lingered on diuretic therapy or have been treated by hemodialysis. The commenter also noted that the System 100 reduces hospital stays. Other commenters noted that the System 100 is safer for those patients in terms of reduced electrolyte imbalance and renal dysfunction and is a major step forward in the treatment of decompensated heart failure.

We considered these comments in our evaluation in the proposed rule of whether the System 100 meets this substantial clinical improvement criterion. During the 60-day comment period for the proposed rule, we

received the following comments on this application.

*Comment:* One commenter, the applicant, illustrated that there remains a growing unmet clinical need for effective treatment of the congestive heart failure population. The need for new technologies to treat fluid overload is demonstrated through data from the ADHERE registry which states that the percentage of heart failure patients discharged but still symptomatic of fluid retention is 39 percent. The registry had other notable facts and concluded that chronic diuretic therapy is due to fluid overload seen in patients with and without renal insufficiency and is an independent predictor of poor clinical outcomes and higher resource utilization. The commenter concluded that the emerging knowledge of congestive heart failure patients suffering from fluid overload demonstrates the need for efficient and effective fluid removal such as the System 100.

Some commenters also commented that the System 100 meets the established criteria for new technology since it is clearly and distinctly new and different from any currently available technology and provides clinical services to patients who previously were ineligible for this kind of therapy, and treats a different patient population—heart failure versus renal failure. Furthermore, these commenters also noted that patients with fluid overload are treated in a different DRG than patients who have renal failure.

The applicant also noted that there are some clinical trials that have demonstrated the clinical safety and effectiveness as well as cost effectiveness of the System 100 in treating patients with fluid overload.

*Response:* We thank the commenters for their comments on this criterion. After careful review of all available information, we have determined that although we recognize the potential benefit of this new technology for Medicare beneficiaries (as stated by the commenter), we do not believe there is sufficient objective clinical evidence to determine that the System 100 meets the substantial clinical improvement criterion (such as a large prospective, randomized clinical trial), given the prevalence of congestive heart failure in the Medicare population. For example, a large prospective, randomized clinical trial that demonstrates improved outcomes, especially in morbidity and mortality, when compared to standard therapy for this sub-population of Medicare patients with congestive heart failure was not submitted. As a result,

we are denying add-on payments for this technology for FY 2005.

### III. Changes to the Hospital Wage Index

#### A. Background

Section 1886(d)(3)(E) of the Act requires that, as part of the methodology for determining prospective payments to hospitals, the Secretary must adjust the standardized amounts "for area differences in hospital wage levels by a factor (established by the Secretary) reflecting the relative hospital wage level in the geographic area of the hospital compared to the national average hospital wage level." In accordance with the broad discretion conferred under the Act, we currently define hospital labor market areas based on the definitions of statistical areas established by the Office of Management and Budget (OMB). A detailed discussion of the FY 2005 hospital wage index based on the statistical areas, including OMB's revised definitions of Metropolitan Areas, appears under section III.B of this preamble.

Beginning October 1, 1993, section 1886(d)(3)(E) of the Act requires that we update the wage index annually. Furthermore, this section provides that the Secretary base the update on a survey of wages and wage-related costs of short-term, acute care hospitals. The survey should measure, to the extent feasible, the earnings and paid hours of employment by occupational category, and must exclude the wages and wage-related costs incurred in furnishing skilled nursing services. This provision also requires us to make any updates or adjustments to the wage index in a manner that ensures that aggregate payments to hospitals are not affected by the change in the wage index. The adjustment for FY 2005 is discussed in section II.B. of the Addendum to this final rule.

As discussed below in section III.G. of this preamble, we also take into account the geographic reclassification of hospitals in accordance with sections 1886(d)(8)(B) and 1886(d)(10) of the Act when calculating the wage index. Under section 1886(d)(8)(D) of the Act, the Secretary is required to adjust the standardized amounts so as to ensure that aggregate payments under the IPPS after implementation of the provisions of sections 1886(d)(8)(B) and (C) and 1886(d)(10) of the Act are equal to the aggregate prospective payments that would have been made absent these provisions. The budget neutrality adjustment for FY 2005 is discussed in section II.B. of the Addendum to this final rule.

Section 1886(d)(3)(E) of the Act also provides for the collection of data every 3 years on the occupational mix of employees for short-term, acute care hospital participating in the Medicare program, in order to construct an occupational mix adjustment to the wage index. A discussion of the initial collection of these data and the occupational mix adjustment that we are applying beginning October 1, 2004 (the FY 2005 wage index) appears under section III.C. of this preamble.

#### B. Revised OMB Definitions for Geographical Statistical Areas

##### 1. Current Labor Market Areas Based on MSAs

The wage index is calculated and assigned to hospitals on the basis of the labor market area in which the hospital is located. In accordance with the broad discretion under section 1886(d)(3)(E) of the Act, we currently define hospital labor market areas based on the definitions of Metropolitan Statistical Areas (MSAs), Primary MSAs (PMSAs), and New England County Metropolitan Areas (NECMAs) issued by OMB. OMB also designates Consolidated MSAs (CMSAs). A CMSA is a metropolitan area with a population of one million or more, comprising two or more PMSAs (identified by their separate economic and social character). For purposes of the hospital wage index, we use the PMSAs rather than CMSAs because they allow a more precise breakdown of labor costs. If a metropolitan area is not designated as part of a PMSA, we use the applicable MSA.

These different designations use counties as the building blocks upon which they are based. Therefore, hospitals are assigned to either an MSA, PMSA, or NECMA based on whether the county in which the hospital is located is part of that area. For purposes of the IPPS wage index, we combine all of the counties in a State outside a designated MSA, PMSA, or NECMA together to calculate a statewide rural wage index.

##### 2. Core-Based Statistical Areas

OMB reviews its Metropolitan Area (MA) definitions preceding each decennial census. In the fall of 1998, OMB chartered the Metropolitan Area Standards Review Committee to examine the MA standards and develop recommendations for possible changes to those standards. Three notices related to the review of the standards were published on the following dates in the **Federal Register**, providing an opportunity for public comment on the recommendations of the Committee: December 21, 1998 (63 FR 70526);



October 20, 1999 (64 FR 56628), and August 22, 2000 (65 FR 51060).

In the December 27, 2000, Federal Register (65 FR 82228 through 82238), OMB announced its new standards. According to that notice, OMB defines a Core-Based Statistical Area (CBSA), beginning in 2003, as "a geographic entity associated with at least one core of 10,000 or more population, plus adjacent territory that has a high degree of social and economic integration with the core as measured by commuting ties. The standards designate and define two categories of CBSAs: Metropolitan Statistical Areas and Micropolitan Statistical Areas." (65 FR 82235)

According to OMB, MSAs are based on urbanized areas of 50,000 or more population, and Micropolitan Statistical Areas (referred to in this discussion as Micropolitan Areas) are based on urban clusters of at least 10,000 population but less than 50,000 population. Counties that do not fall within CBSAs are deemed "Outside CBSAs." In the past, OMB defined MSAs around areas with a minimum core population of 50,000, and smaller areas were "Outside MSAs."

The general concept of the CBSAs is that of an area containing a recognized population nucleus and adjacent communities that have a high degree of integration with that nucleus. The purpose of the standards is to provide nationally consistent definitions for collecting, tabulating, and publishing Federal statistics for a set of geographic areas. CBSAs include adjacent counties that have a minimum of 25 percent commuting to the central counties of the area. This is an increase over the minimum commuting threshold for outlying counties applied in the previous MSA definition of 15 percent.

On June 6, 2003, OMB announced the new CBSAs, comprised of MSAs and the new Micropolitan Areas based on Census 2000 data. (A copy of the announcement may be obtained at the following Internet address: <http://www.whitehouse.gov/omb/bulletins/fy04/b04-03.html>.) The new definitions recognize 49 new MSAs and 565 new Micropolitan Areas, and extensively revise the composition of many of the existing MSAs. There are 1,090 counties in MSAs under these new definitions (previously, there were 848 counties in MSAs). Of these 1,090 counties, 737 are in the same MSA as they were prior to the changes, 65 are in a different MSA, and 288 were not previously designated to any MSA. There are 674 counties in Micropolitan Areas. Of these, 41 were previously in an MSA, while 633 were not previously designated to an MSA. There are five counties that previously

were designated to an MSA but are no longer designated to either an MSA or a new Micropolitan Area: Carter County, KY; St. James Parish, LA; Kane County, UT; Culpepper County, VA; and King George County, VA.

### 3. Revised Labor Market Areas

In its June 6, 2003 announcement, OMB cautioned that these new definitions "should not be used to develop and implement Federal, State, and local nonstatistical programs and policies without full consideration of the effects of using these definitions for such purposes. These areas should not serve as a general-purpose geographic framework for nonstatistical activities, and they may or may not be suitable for use in program funding formulas."

We have previously examined alternatives to the use of MSAs for the purpose of establishing labor market areas for the Medicare wage index. In the May 27, 1994, proposed rule (59 FR 27724), we presented our latest research concerning possible future refinements to the labor market areas. Specifically, we discussed and solicited comment on the proposal by the Prospective Payment Assessment Commission (ProPAC, a predecessor organization to the Medicare Payment Advisory Commission (MedPAC)) for hospital-specific labor market areas based on each hospital's nearest neighbors, and our research and analysis on alternative labor market areas. Even though we found that none of the alternative labor market areas that we studied provided a distinct improvement over the use of MSAs, we presented an option using the MSA-based wage index but generally giving a hospital's own wages a higher weight than under the current system. We also described for comment a State labor market option, under which hospitals would be allowed to design labor market areas within their own State boundaries.

We described the comments we received in the June 2, 1995, proposed rule (60 FR 29219). There was no consensus among the commenters on the choice for new labor market areas. Many individual hospitals that commented expressed dissatisfaction with all of the proposals. However, several State hospital associations commented that the options merited further study. Therefore, we contacted the association representatives that participated in our November 1993 meeting on labor market issues in which we solicited ideas for additional types of labor market research to conduct. None of the individuals we contacted suggested any ideas for further research.

Consequently, we have continued to use MSAs to define labor market areas for purposes of the wage index. While we recognize MSAs are not designed specifically to define labor market areas, we believe they do represent a useful proxy for this purpose, and our analysis and discussion here are focused on issues related to adopting the new CBSAs to define labor market areas.

*Comment:* Many commenters recommended various revisions to the proposed labor market definitions. Many of these comments focused on specific situations, especially situations in which previously large MSAs were divided into smaller MSAs under the new definitions, and the converse situation in which MSAs expanded under the new definitions. One commenter, proposed an extensive reconfiguration of CMS' labor market areas. Specifically, the commenter recommended that, instead of expanding certain MSAs, we create a system of overlapping markets, beginning with a core labor market, consisting of the original MSA and center city, and creating overlapping subdivisions, or "tiers," out of the areas outside the core. Furthermore, the commenter cites a U.S. Government Accountability Office (GAO) report that called for CMS to refine its MSA-based wage index areas so that they might better represent actual hospital labor markets, which could potentially entail reducing the size of some large urban markets because of the large disparities between the wage levels in central cities, large towns, and outlying counties.

The proposal begins with all counties associated with the urban area, either under the old or new MSAs, which are then subdivided based upon PMSAs or Metropolitan Divisions. These areas would be ranked according to wage level, assigning the highest wage area as the "core." Then overlapping labor markets would be formed as each subsequent ranked area is packaged with the center city, creating tiers of labor markets. A wage index would be developed for each tier, retaining a high wage value reflective of the center city, and successively lower wage levels for the surrounding areas. As the labor markets incorporate one another and build upon the central area, the system acknowledges the interaction between the given areas but fairly accounts for the wage level differences encompassed therein.

The commenter asserts that this system will adequately recognize the higher labor costs in the core area and moderate the funding differential between the central area and the

outlying communities, who are undoubtedly linked to the core area. It would also afford more reclassification opportunities for hospitals within the greater metropolitan area and prevent the 'orphanization' of hospitals whose provider neighbors are reclassified into higher wage areas while they retain their geographic wage index.

Other commenters objected to the division of certain MSAs, and advocated restoring the larger MSAs that existed under the previous definitions. These commenters contended that the smaller MSAs do not adequately capture the regional nature of markets for hospital labor.

Other commenters, especially those that would benefit from specific changes, supported the changes previously cited. Hospitals in a high wage area supported the proposal to split their area off from the lower wage areas around the fringe of the large MSA to which they had belonged under the old definitions. Hospitals that are included in a higher wage MSA under the new definitions also expressed strong support for the expansion of this MSA, and specifically requested that we make no changes in the proposal.

*Response:* We appreciate the detailed and substantive recommendations provided by these commenters. These recommendations merit further study and consideration. However, we do not believe that it would be prudent to proceed with any of these recommendations at this time, for several reasons. First, these recommendations are not entirely consistent, since some emphasize expanding existing MSAs or preserving large MSAs that existed under the old definitions, and others emphasize creating smaller units or at least distinguishing segments within larger MSAs. In addition, the range of comments on specific situations indicates the importance of taking into consideration all of the effects that these proposed revisions might have. Specifically, hospitals that stand to benefit from the new definitions might experience lesser gains from the proposed revisions. Finally, we believe that the 1-year transition that we have proposed will alleviate the concerns of many hospitals, by limiting the reductions that they might otherwise experience from the introduction of the new labor market areas. We will continue to study these issues.

*Comment:* Several commenters have suggested that the implementation of the new MSAs be delayed at least another year so that alternative solutions may be reviewed.

*Response:* The new MSA designations were released June 6, 2003. We stated in our August 1, 2003 final rule that CMS was unable to implement the new MSAs immediately but intended to evaluate the impact of the changes for the FY 2005 proposed rule. In essence, we have already delayed the implementation of the new Census information.

*Comment:* One commenter mentioned the need to closely monitor the population changes in the large Micropolitan areas, as crossing the threshold to 50,000 would create a new MSA. The commenter cited the case of Eagle Pass, TX, which, according to July 1, 2003 population estimates, now exceeds the 50,000 threshold. The commenter states that failure to recognize such areas will unnecessarily cripple growing areas.

*Response:* In the past, CMS has updated its MSA database annually before the publication of the proposed rule based on OMB's listing of MSAs. While an area may have an estimated population exceeding the threshold, we can only update once OMB recognizes this change. At this time, OMB still recognizes Eagle Pass, TX as a Micropolitan Area.

*Comment:* Many commenters believe that the large MSA should not be divided into the Metropolitan Divisions as outlined by the new OMB definitions.

*Response:* In previous years we have utilized PMSAs, a division of the larger CMSA. We believe the usage of Metropolitan Divisions represent the closest approximation to PMSAs, the building block of our current Labor Market Definitions. Therefore, we do not believe that we should abandon the use of these new definitions since they most accurately retain our current structuring of labor market areas. However, given the scope and drastic implications of these new boundaries and to buffer the subsequent negative impact on numerous hospitals, we have decided to provide, during FY 2005, a blend of wage indexes to those hospitals that would experience a drop in their wage indexes because of the adoption of the new labor market areas. Any hospital experiencing a decrease in their wage index relative to its FY 2005 wage index because of the labor market area changes will receive 50 percent of the wage index using the new labor market definitions and 50 percent of the wage index that the provider would have received under the old MSA standards. This blend will apply to any provider experiencing a decrease due to the new definitions, including providers who are reclassifying under M-CGRB requirements, section 1886(d)(8)(B) of the Act or section 508 of Public Law

108-173. We describe the determination of this blend in detail below. It is important to note that this blend will not protect hospitals from the effects of a drop in wage index due to any reason other than the usage of the new MSAs. For example, the blend will not apply to changes due to the use of new wage data in calculating the FY 2005 wage index. In other words, the two wage indexes (one wage index reflecting the labor market definitions employed in FY 2004, the other wage index reflecting the new CBSA definitions) used in determining the blended wage index both reflect the new FY 2005 wage data. Both these wage indexes also reflect the 10 percent occupational mix adjustment that we discuss in section III.G of this final rule.

#### a. New England MSAs

As stated above, we currently use NECMAs to define labor market areas in New England, because these are county-based designations rather than the 1990 MSA definitions for New England, which used minor civil divisions such as cities and towns. Under the previous MSA definitions, NECMAs provided more consistency in labor market definitions for New England compared with the rest of the country, where MSAs are county-based. Under the new CBSAs, OMB has defined the MSAs and Micropolitan Areas in New England on the basis of counties. OMB also established New England City and Town Areas, which are similar to the previous New England MSAs. Therefore, to maintain consistency in the definition of labor market areas between New England and the rest of the country, in the May 18, 2004 proposed rule (69 FR 28250), we proposed to use the New England MSAs under the new CBSA definition.

*Comment:* Some commenters have expressed concern regarding the adoption of a county-based system for the New England MSAs. They believe that abandoning the city- and town-based areas will inaccurately reflect the labor market areas in New England.

*Response:* In order to create consistency among all labor market areas and facilitate the maintenance of these areas, we will use the county-based areas for all MSAs in the nation. Census has now defined the New England area around counties, creating a city- and town-based system as an alternative. We believe that adopting county-based labor market areas for the entire country provides consistency and stability in program payment, and minimizes programmatic complexity. In addition, we have consistently employed a county-based system for

New England for precisely that reason: to maintain consistency with the labor market definitions used throughout the country. Because we have never used cities and towns, employing a county-based system in New England maintains that consistent practice.

#### b. Metropolitan Divisions

A Metropolitan Division is a county or group of counties within a CBSA that contains a core population of at least 2.5 million, representing an employment center, plus adjacent counties associated with the main county or counties through commuting ties. A county qualifies as a main county if 65 percent or more of its employed residents work within the county and the ratio of the number of jobs located in the county to the number of employed residents is at least .75. A county qualifies as a secondary county if 50 percent or more, but less than 65 percent, of its employed residents work within the county and the ratio of the number of jobs located in the county to the number of employed residents is at least .75. After all the main and secondary counties are identified and grouped, each additional county that already has qualified for inclusion in the MSA falls within the Metropolitan Division associated with the main/secondary county or counties with which the county at issue has the highest employment interchange measure. Counties in a Metropolitan Division must be contiguous. (65 FR 82236)

As noted above, in the past, OMB designated CMSAs as Metropolitan Areas with a population of one million or more and comprising two or more PMSAs. We currently use the PMSAs rather than CMSAs to define labor market areas because they comprise a smaller geographic area with potentially varying labor costs due to different local economies. Similarly, in the May 18, 2004 proposed rule, we proposed to use the Metropolitan Divisions where applicable under the CBSA definitions.

Under the CBSA definitions, there are 11 MSAs containing Metropolitan Divisions: Boston; Chicago; Dallas; Detroit; Los Angeles; Miami; New York; Philadelphia; San Francisco; Seattle; and Washington, DC. Although these MSAs were also CMSAs under the prior definitions, in some cases their areas have been significantly altered. Under the prior definitions, Boston was a single NECMA. It is now comprised of 4 Divisions. Los Angeles went from 4 PMSAs to 2 Divisions because 2 MSAs became separate MSAs. The New York CMSA went from 15 PMSAs down to only 4 Divisions. Five PMSAs in Connecticut now become separate

MSAs, and the number of PMSAs in New Jersey goes from 5 to 2, with the consolidation of 2 New Jersey PMSAs (Bergen-Passaic and Jersey City) into the New York-Wayne-White Plains, NY-NJ Division. In San Francisco, only 2 Divisions remain where there were once 6 PMSAs, some of which are now separate MSAs.

Previously, Cincinnati, Cleveland, Denver, Houston, Milwaukee, Portland, Sacramento, and San Juan were all designated as CMSAs, but are not any longer. As noted previously, the population threshold to be designated a CMSA was one million. In most of these cases, counties formerly in a PMSA have become a separate, independent MSA, leaving only the MSA for the core area under the new CBSA definitions.

*Comment:* Many commenters have expressed their concern regarding the division of large MSAs of 2.5 million population or greater. They are concerned that this dividing of previously larger areas will result in dramatic disparities in wage indexes in what once was a congruous area. Additionally, many hospitals are concerned they did not have the opportunity to reclassify given the dramatic effect of this division of previously consolidated areas.

*Response:* As indicated above, Metropolitan Divisions represent the closest approximation to PMSAs, the building block of our current labor market definitions. Therefore, we do not believe that we should abandon the use of these new definitions since they most accurately retain our current structuring of labor market areas. However, given the scope and drastic implications of these new boundaries and to buffer the subsequent negative impact on numerous hospitals, we have decided to provide, during FY 2005, a blend of wage indexes to those hospitals that would experience a drop in their wage indexes because of the adoption of the new labor market areas. Any hospital experiencing a decrease in their wage index relative to its FY 2005 wage index because of the labor market area changes will receive 50 percent of the wage index using the new labor market definitions and 50 percent of the wage index that the provider would have received under the old MSA standards. This blend will apply to any provider experiencing a decrease due to the new definitions, including providers who are reclassifying under MCGRB requirements, section 1886(d)(8)(B) of the Act or section 508 of Public Law 108-173. We describe the determination of this blend in detail below. It is important to note that this blend will not protect hospitals from the effects of

a drop in wage index due to any reason other than the usage of the new MSAs. For example, the blend will not apply to changes due to the use of new wage data in calculating the FY 2005 wage index. In other words, the two wage indexes (one wage index reflecting the labor market definitions employed in FY 2004, the other wage index reflecting the new CBSA definitions) used in determining the blended wage index both reflect the new FY 2005 wage data.

#### c. Micropolitan Areas

One of the major issues with respect to the new definitions is whether to use Micropolitan Areas to define labor market areas for the purpose of the IPPS wage index. Because the new Micropolitan Areas are essentially a third area definition made up mostly of currently rural areas, but also some or all of current MSAs, how these areas are treated will have significant impacts on the calculation and application of the wage index. Treating Micropolitan Areas as separate and distinct labor market areas would affect both the wage indexes of the hospitals in the Micropolitan Areas and the hospitals in the labor market areas where those hospitals are currently located (both positively and negatively).

Because we currently use MSAs to define urban labor market areas and we group all the hospitals in counties within each State that are not assigned to an MSA together into a statewide rural labor market area, we have used the terms "urban" and "rural" wage indexes in the past for ease of reference. However, the introduction of Micropolitan Areas complicates this terminology because these areas include so many hospitals that are currently included in the statewide rural labor market areas. In order to facilitate the discussion below, we use the term "rural" hospitals to describe hospitals in counties that are not assigned to either an MSA or a Micropolitan Area. This should not be taken to indicate that hospitals in Micropolitan Areas are no longer "rural" hospitals. In fact, we proposed that hospitals in Micropolitan Areas are included in the statewide rural labor market areas, for the reasons outlined below. The reader is referred to section IV.B. of the preamble of this final rule for a more specific discussion of the implications of these changes for defining urban and rural areas under § 412.62(f).

Chart 1 below, which was included in the proposed rule, demonstrates the distributions of hospitals by their current and new designations. Approximately 50 percent of hospitals currently designated rural are now in

either Micropolitan Areas (691 hospitals) or MSAs (197 hospitals). The vast majority of hospitals currently in

MSAs remain in an MSA (2,478, although in some cases the MSAs have been reconfigured), while 2 are now in

rural areas and 65 are now in Micropolitan Areas.

**Chart 1.—Distribution of Hospitals by Current and New Designation**

2005 Statistical Area	Currently Rural (2004)	Currently MSA (2004)
Rural	861	2
Micropolitan	691	65
MSA	197	2,478
<b>TOTALS</b>	<b>1,749</b>	<b>2,545</b>

In order to evaluate the impact of these changes, we grouped hospitals based on the county where they are located according to the new MSA and Micropolitan areas using the definitions on the Census Bureau's Web site: <http://www.census.gov/population/www/estimates/metrodef.html>. We then compared the FY 2004 wage indexes (using data from hospitals' FY 2001 cost reports) calculated based on the current MSAs, without any effects of hospital geographic reclassifications. Consistent with current policy, we applied the rural floor in the case where the statewide rural wage index is greater than the wage index for a particular urban area. We excluded Indian Health Service hospitals from the analysis due to the special characteristics of the prospective payment system for these hospitals. Hospitals in Maryland were excluded from the analysis because they remain excluded from the IPPS under the waiver at section 1814(b)(3) of the Act. Our analysis also did not reflect any changes to the Puerto Rico-specific wage index, which is applicable only to the Puerto Rico standardized amounts (the analysis does include the national wage index values for Puerto Rico hospitals).

Chart 2 below, which was included in the proposed rule, shows the impact on hospitals' wage indexes of recalculating new wage indexes based on the new MSAs, and treating the new Micropolitan Areas as separate labor market areas. Specifically, the table

shows the impact of treating the new MSA and Micropolitan Areas as labor market areas and calculating a wage index for each one. The most dramatic impact of this change would be on hospitals that are currently classified as rural. Only 10 currently rural hospitals would experience no changes in their wage indexes after applying the new MSA definitions. Five of these hospitals are in Delaware and Connecticut (three and two hospitals respectively), where the only counties in the State currently considered rural are now part of Micropolitan Areas.

Approximately 62 percent (1,092 out of 1,749) of currently rural hospitals experience decreases in their wage indexes under this change. Among hospitals that remain rural after separately recognizing Micropolitan Areas (those hospitals in counties "outside CBSAs"), rural hospitals in six States (Arizona, Florida, Idaho, Indiana, Minnesota, and Missouri) experience a positive impact after applying the new MSA definitions. These hospitals benefit because the net effect on their wage index of other hospitals moving into Micropolitan Areas is positive. The majority of the currently rural hospitals (762 out of 1,092) that experience decreases in their wage indexes are hospitals that would remain rural under the new definitions. Moreover, among the 646 rural hospitals whose wage indexes would increase under the new definitions, 547 would now be in an MSA or Micropolitan Area.

Furthermore, in many cases, the magnitude of the changes is quite large. Nearly one-half of all rural hospitals would experience payment changes of at least 5.0 percent, either negatively or positively, if we were to adopt labor market areas based in part on the new Micropolitan Areas.

In contrast, there are 938 currently urban hospitals (37 percent) with wage indexes that are unaffected by the new MSA definitions. These hospitals are in MSAs or PMSAs that are either unchanged (for example, the Austin, Buffalo, Milwaukee, Oakland, Phoenix, San Diego, and Tampa-St. Petersburg MSAs are all unchanged) or include new counties without any hospitals in those counties that are now part of the existing MSA (for example, counties were added to the Atlanta, Denver, Little Rock, Omaha, Portland, Richmond, Toledo, Virginia Beach-Norfolk MSAs but hospitals were not added).

The most significant negative impact (more than a 20-percent decrease) among hospitals currently in an MSA is on those located in counties that become Micropolitan areas or rural areas. Among hospitals with the largest positive impacts (more than a 20-percent increase), the changes appear to be largely due to changes in the counties that are now included (under the CBSAs) in the MSA labor market area.

**Chart 2.--Impact on Wage Indexes of New MSA, Micropolitan Areas, and Rural Labor Market Areas**

Percent Change in Area Wage Index	Number of Currently Rural Hospitals	Number of Currently MSA Hospitals	Total Number of Hospitals
Decrease Greater Than 10.0	99	36	135
Decrease Between 5.0 and 10.0	420	77	497
Decrease Between 2.0 and 5.0	238	95	333
Decrease Between 0 and 02.0	335	585	920
No Change	10	938	948
Increase Between 0 and 2.0	168	495	663
Increase Between 2.0 and 5.0	138	145	283
Increase Between 5.0 and 10.0	203	139	342
Increase Greater Than 10.0	138	35	173
Total	1,749	2,545	4,294

One of the reasons Micropolitan Areas have such a dramatic impact on the wage index is, because Micropolitan Areas encompass smaller populations than MSAs, they tend to include fewer hospitals per Micropolitan Area. Currently, there are only 25 MSAs with one hospital in the MSA. However, under the new definitions, there are 373 Micropolitan Areas with one hospital, and 49 MSAs with only one hospital.

This large number of labor market areas with only one hospital and the increased potential for dramatic shifts in the wage indexes from 1 year to the next is a problem for several reasons. First, it creates instability in the wage index from year to year for a large number of hospitals. Second, it reduces the averaging effect of the wage index, lessening some of the efficiency incentive inherent in a system based on the average hourly wages for a large number of hospitals. In labor market areas with a single hospital, high wage costs are passed directly into the wage index with no counterbalancing averaging with lower wages paid at nearby competing hospitals. Third, it creates an arguably inequitable system

when so many hospitals have wage indexes based solely on their own wages, while other hospitals' wage indexes are based on an average hourly wage across many hospitals.

For these reasons, in the May 18, 2004, proposed rule, we proposed not to adopt Micropolitan Areas as independent labor market areas. Although we considered alternative approaches that would aggregate Micropolitan Areas in order to reduce the number of one-hospital labor market areas, these approaches created geographically disconnected labor market areas, an undesirable outcome. Therefore, we proposed to maintain our current policy of defining labor market areas based on the new MSAs (and Divisions, where they exist) using OMB's new criteria and the 2000 Census data.

Chart 3, which was included in the proposed rule, displays the impacts of using this approach on hospital wage indexes. The most apparent difference comparing this chart to Chart 2 is the reduction in the numbers of currently rural hospitals impacted by more than 2.0 percent. Recognizing Micropolitan Areas as independent labor market areas

results in negative impacts of more than 2.0 percent for 757 currently rural hospitals, while the comparative number, when recognizing only MSAs, is 256. Conversely, the number of currently rural hospitals positively impacted by more than 2.0 percent declines from 479 to 154.

The greatest negative impacts among hospitals currently designated rural are in Idaho, where the statewide rural wage index falls 6.7 percent as a result of 6 formerly rural hospitals now being included in either new or redefined MSAs. The wage index for rural Utah hospitals declines by 5.7 percent, for similar reasons. Conversely, formerly rural hospitals that are not part of an MSA generally experience positive impacts.

Among hospitals that are currently in MSAs, the number of hospitals with decreases in their wage indexes of at least 10 percent increases from 36 to 45. These are primarily hospitals that are now located in Micropolitan Areas that are included in the statewide labor market area. There are 46 counties with 72 hospitals that are currently in an MSA that would be treated as rural.

**Chart 3.—Impact on Wage Indexes of New MSA and Rural Labor Market Areas**

Percent Change in Area Wage Index	Number of Currently Rural Hospitals	Number of Currently MSA Hospitals	Total Number of Hospitals
Decrease Greater Than 10.0	0	45	45
Decrease Between 5.0 and 10.0	122	60	182
Decrease Between 2.0 and 5.0	134	73	207
Decrease Between 0 and 2.0	588	615	1,203
No Change	160	1,015	1,175
Increase Between 0 and 2.0	591	574	1,165
Increase Between 2.0 and 5.0	32	103	135
Increase Between 5.0 and 10.0	64	25	89
Increase Greater Than 10.0	58	35	93
<b>Total</b>	<b>1,749</b>	<b>2,545</b>	<b>4,294</b>

*Comment:* Many commenters addressed the usage of Micropolitan Areas. Some commenters believe that we should adopt a policy recognizing each of the individual Micropolitan Areas. These commenters pointed out that some hospitals would benefit from the adoption of Micropolitan Areas as in the case of higher wage hospitals in currently rural areas that would receive a wage index more closely reflecting their own wage level. However, other commenters endorsed our proposal to treat Micropolitan Areas as part of the statewide rural areas. Many hospitals and several national hospital associations supported our decision not to employ Micropolitan Areas for the reasons that we presented. MedPAC also expressed support for the proposal to include Micropolitan Areas in the statewide rural areas.

*Response:* We continue to believe that the reasons we presented in the proposed rule for including Micropolitan Areas in the statewide rural areas are compelling. We are therefore finalizing our proposal to treat the Micropolitan Areas as "rural."

#### d. Transition Period

We have in the past provided for transition periods when adopting changes that have significant payment implications, particularly large negative impacts. When we recently removed the

wage costs of teaching physicians and residents from the wage index data of teaching hospitals, we spread out the impact over 3 years by blending the hospitals' average hourly wages with and without the data. Similarly, the regulations at § 412.102 provide for a 3-year transition to the DSH adjustment payments to a hospital redesignated from urban to rural.

Given the significant payment impacts upon some hospitals because of these changes, we considered options to transition from the current MSAs to the new MSAs. As noted above, the most dramatic negative impacts are among hospitals currently located in an MSA but would become rural under the new definitions. Some negative impacts also occur among urban hospitals that remain in MSAs that have been reconfigured. However, these impacts are generally smaller than those among currently urban hospitals that would become rural. To help alleviate the decreased payments for currently urban hospitals that would become rural, in the May 18, 2004 proposed rule, we proposed to allow them to maintain their assignment to the MSA where they are currently located for the 3-year period FY 2005, FY 2006, and FY 2007. Specifically, we will assign these hospitals, as we did in the proposed rule, the prereclassified wage index of

the urban area to which they currently belong. (For purposes of wage index computation, the wage data of these hospitals will remain assigned to the statewide rural area in which they are located.) We are finalizing this policy in the final rule. We are using the wage data from these hospitals as part of setting the rural wage index. The higher wage indexes these hospitals are receiving is being taken into consideration in determining whether they qualify for the out-commuting adjustment and the amount of any adjustment. Beginning in FY 2008, these hospitals would receive their statewide rural wage index, although they will be eligible to apply for reclassification by the MGCRB, both during this transition period as well as subsequent years.

We also considered the option of allowing a transition to the new MSAs for all hospitals, such as a blend of wage indexes based on the old and new MSAs for some specified period of time. We noted that, although this would help some hospitals that are negatively impacted by the changes to the MSAs, it would dampen the payment increases for those hospitals that are positively impacted by the changes. Therefore, although we notified the public that a blended rate was a viable option, we did not propose this in the proposed rule. We also noted that OMB in the past has

announced MSA changes on an annual basis due to population changes, and we have not transitioned these changes.

*Comment:* Many commenters urged CMS to adopt broader protections for hospitals against changes in the wage index due to the adoption of the new labor market areas. Many of these commenters advocated extending hold harmless protection to other categories of providers beyond those that we provided for in the proposed rule. Commenters offered various recommendations about how to provide such protection. Most commenters advocated transition mechanisms such as hold harmless or blending only for those hospitals that would experience a wage index decrease from the effects of the labor market area changes. MedPAC recommended providing a transition to all hospitals that experience large decreases in their wage indexes due to these changes and phasing in the changes for these hospitals over three years. MedPAC also recommended that the threshold for large decreases be set so that the cost of this provision over the transition period would equal the cost of our proposal to implement the new market definitions with a hold harmless for urban hospitals that become rural under the new definitions.

*Response:* We recognize that many hospitals will experience decreases in wage index as a result of the labor market area changes. At the same time, significant numbers of hospitals will benefit from these changes. In addition, as of September 1, 2004, hospitals will be able to seek reclassification for FY 2006 using the new labor market areas, if they believe another area's wage index is more appropriate and if they meet the requirements for reclassification by the MGCRB. Therefore, we have decided to provide a 1-year transition blend for hospitals that, due solely to the changes in the labor market definitions, experience a decrease in their FY 2005 wage index compared to the wage index they would have received using the labor market areas included in calculating their FY 2004 wage index. Each hospital experiencing a decrease in its wage index due to the labor market changes will receive 50 percent of its wage index based upon the new CBSA configurations and 50 percent based upon FY 2004 MSA boundaries (in both cases using the FY 2001 wage data). This blend will not apply to any hospital that experiences a drop for any reason other than the new MSA definitions, nor will it apply to hospitals that benefit from a higher wage index due to the labor market definition changes.

Specifically, we will determine for each hospital a new wage index employing the FY 2001 wage index data and the old labor market definitions, and a wage index employing FY 2001 wage index data and the new labor market definitions. Any hospital experiencing a decrease in its wage index under the new labor market definitions will receive a blended wage index consisting of 50 percent of each of these wage indexes (that is, 50 percent of the wage index using the FY 2001 wage index data and the old labor market definitions, and 50 percent of the wage index using FY 2004 wage index data and the new labor market definitions). Both the comparison and the blending will employ post reclassification wage indexes; that is, wage indexes computed after applying the established rules for assigning the wage data for reclassifying hospitals to one or more wage areas.

As part of this transition, as we proposed in the proposed rule, we will also allow currently urban hospitals that become rural under the new definitions to maintain their assignment to the MSA where they are currently located for the 3-year period FY 2005, FY 2006, and FY 2007. Specifically, we will assign these hospitals, as we did in the proposed rule, the prereclassified wage index of the urban area to which they currently belong. (For purposes of wage index computation, the wage data of these hospitals will remain assigned to the statewide rural area in which they are located.) Beginning in FY 2008, these formerly urban hospitals will receive their statewide rural wage index, although they would be eligible to apply for reclassification by the MGCRB, both during this transition period as well as subsequent years. The hospitals receiving this transition will not be considered urban hospitals but rather they will maintain their status as rural hospitals. Thus, the hospital would not be eligible, for example, for a large urban add-on under capital PPS. Thus, it is the wage index, but not the urban or rural status, of these hospitals that is being affected by this transition.

*Comment:* One commenter asked us to clarify whether the special provisions of § 412.102 of the regulations apply to these hospitals, that is, hospitals that were classified as urban under the previous labor market definitions, but are rural under the new labor market definitions. The commenter pointed out that this section of the regulations provides special protections for hospitals against abrupt reductions in DSH payments resulting from transitions from urban to rural status.

*Response:* We agree with the commenter that the provisions of § 412.102 apply in this case. Specifically, as described in § 412.102, in the first year after a hospital loses urban status, the hospital will receive an additional payment that equals two thirds of the difference between the urban disproportionate share payments applicable to the hospital before its redesignation from urban to rural and the rural disproportionate share payments applicable to the hospital subsequent to its redesignation from urban to rural. In the second year after a hospital loses urban status, the hospital will receive an additional payment that equals one third of the difference between the urban disproportionate share payments applicable to the hospital before its redesignation from urban to rural and the rural disproportionate share payments applicable to the hospital subsequent to its redesignation from urban to rural.

We decided not to provide for a longer transition, as recommended by MedPAC and other commenters, because we have already, in effect, provided one year at a higher wage index level for these hospitals by retaining the previous labor market definitions for one year after the new labor market definitions became available. However, we are still allowing a longer, 3-year hold-harmless transition for the group of hospitals that were previously urban, and are now rural under the new definitions. We are continuing to provide for a longer transition for these hospitals because, as a group they have experienced a steeper and more abrupt reduction in their wage index due to the labor market revisions.

We will apply this blended transition in a budget neutral manner. Specifically, we will make an adjustment to the rates to ensure that total payments, including the effects of the transition provisions, will equal what payments would have been if we had fully implemented the new labor market areas. We believe that doing so is most consistent with the requirement of section 1886(d)(3)(E) of the Act that any "adjustments or updates [to the adjustment for different area wage levels] \* \* \* shall be made in a manner that assures that aggregate payments \* \* \* are not greater or less than those that would have been made in the year without such adjustment." In addition, as a policy matter, it would not be feasible for us to allow for a transition only for hospitals that experience a decrease as a result of the new labor market definitions, were we not to implement such a transition in a budget

neutral manner. Because we have adopted a policy of allowing for a transition only when it would benefit the hospital, we believe it is appropriate to ensure that such a transition does not increase Medicare payments beyond the payments that would be made had we simply adopted the new labor market definitions without any transition provisions. We note that, consistent with past practice, we are not adopting the new labor market definitions themselves in a budget neutral manner. We do not believe that the revision to the labor market areas in and of itself constitutes an "adjustment or update" to the adjustment for area wage differences, as provided under section 1886(d)(3)(E) of the Act.

#### C. Occupational Mix Adjustment to FY 2005 Index

As stated earlier, section 1886(d)(3)(E) of the Act provides for the collection of data every 3 years on the occupational mix of employees for each short-term, acute care hospital participating in the Medicare program, in order to construct an occupational mix adjustment to the wage index, for application beginning October 1, 2004 (the FY 2005 wage index). The purpose of the occupational mix adjustment is to control for the effect of hospitals' employment choices on the wage index. For example, hospitals may choose to employ different combinations of registered nurses, licensed practical nurses, nursing aides, and medical assistants for the purpose of providing nursing care to their patients. The varying labor costs associated with these choices reflect hospital management decisions rather than geographic differences in the costs of labor.

##### 1. Development of Data for the Occupational Mix Adjustment

In the September 19, 2003, *Federal Register* (68 FR 54905), we published a final notice of intent to collect occupational mix data from hospitals using the Medicare Wage Index Occupational Mix Survey, Form CMS-10079. (The survey and instructions may be accessed at the Web site: <http://cms.hhs.gov/providers/hipps/ippswage.asp>.) The survey requires hospitals to report the number of total paid hours for directly hired and contract employees in occupations that provide the following services: nursing, physical therapy, occupational therapy, respiratory therapy, medical and clinical laboratory, dietary, and pharmacy. These services each include several standard occupational classifications (SOCs), as defined by the Bureau of Labor Statistics (BLS) on its

Occupational Employment Statistics (OES) survey ([http://www.bls.gov/oes/2001/oes\\_tec.htm](http://www.bls.gov/oes/2001/oes_tec.htm)), that may be used by hospitals in different mixes to provide specific aspects of patient care. CMS decided to use BLS's SOCs to categorize employees for the occupational mix survey in an effort to ease hospitals' reporting burden; most hospitals have had experience with collecting and reporting their employment data according to the SOC definitions. The survey includes a total of 19 SOCs that provide services for the above 7 categories and an "all other occupations" category. The hours collected on the survey would be used to determine the proportion of a general service category total that is attributable to each of the category's SOCs, that is, the category's occupational mix.

In order to accurately reflect a hospital's employment, we initially planned to require all hospitals to provide occupational mix data collected from a 1-year period. Several hospitals and their representatives advised us that a 1-year reporting period was feasible because salary and wage data are maintained quarterly for revenue and tax reporting purposes. However, several hospitals expressed concern that their payroll and other personnel accounting systems are typically not set up to collect data on hours for contract employees. The hospitals and their representatives advised us that the approximately 2-month timeframe (see dates below) for collecting and submitting the occupational mix data to the fiscal intermediaries would not allow hospitals enough time to develop a year's worth of hours data for contract workers. Therefore, given the short timeframe for collecting the occupational mix data, and to reduce hospitals' reporting burden associated with the initial collection of the data, we decided to allow hospitals the option of providing their hours data for the 19 SOCs either prospectively for a 4-week period beginning on or between December 28, 2003, and January 11, 2004, and ending no later than February 7, 2004, or retrospectively for a 12-month period, that is, calendar year 2003. Although we recognize that using data from only a 4-week period increases our risk of obtaining results that reflect seasonal rather than normal employment trends, we believe that the 4-week prospective reporting period should enable hospitals to plan and provide more accurate data according to our survey instructions and definitions. (See the discussion below on the verification and validity of our occupational mix survey results.)

An advance copy of the occupational mix survey was provided to hospitals in mid-December 2003 so that hospitals could begin gathering their data and documentation necessary to complete the survey. The official survey was published as a CMS One-Time Notification (Pub. 100-20, R47OTN) on January 23, 2004. We instructed our fiscal intermediaries to distribute and collect completed occupational mix surveys from any hospital that is subject to IPPS, or any hospital that would be subject to IPPS if not granted a waiver. If a hospital was not an IPPS provider during FY 2001 or, otherwise, did not submit a FY 2001 cost report, the hospital was not required to submit occupational mix data. Consistent with the wage data, CAHs were excluded from the occupational mix survey. In addition, the FY 2005 wage index does not include occupational mix data for hospitals that submitted FY 2001 wage data, but terminated participation in the Medicare program as IPPS providers before calendar year 2003. For such terminated hospitals, there would be no occupational mix data to collect for our survey period.

Hospitals had to submit their completed occupational mix surveys to their fiscal intermediaries by February 16, 2004. Our initial collection of these data was completed by March 1, 2004, the deadline for fiscal intermediaries to submit hospitals' survey data to CMS. We released a public use file containing the data on March 8, 2004 (through the Internet on our Web site at: <http://cms/hhs.gov/providers/hipps/ippswage.asp>). In a memorandum also dated March 8, 2004, we instructed all fiscal intermediaries to inform the IPPS hospitals they service of the availability of the occupational mix data file and the process and timeframe for requesting corrections and revisions. If a hospital wished to request a change to its data as shown in that file, the hospital had to submit the changes to its fiscal intermediary by March 22, 2004. In addition, as this was hospitals' first experience with the occupational mix survey, we provided hospitals another opportunity, if they missed the February 16 filing deadline, to submit their completed surveys. The deadline for this one-time, final opportunity to submit occupational mix data to fiscal intermediaries for the FY 2005 wage index was also March 22, 2004. The final deadline for fiscal intermediaries to submit hospitals' data to CMS was April 16, 2004. (From April 16 until the final rule is published, the process, criteria, and timetable for correcting occupational mix data was the same as



for Worksheet S-3 wage data, under Section H.) Occupational mix survey data received by us through March 15, 2004, were used in computing the proposed wage index in the May 18, 2004, proposed rule. Data received from intermediaries after March 15 through April 16, 2004, are included in this final rule.

The final response rate for the occupational mix survey was 93.8 percent. We received occupational mix data from 3,768 hospitals. We expected to receive completed survey data from 4,018 hospitals that submitted cost report wage data for FY 2001 and were still IPPS hospitals during calendar year 2003 or on January 1, 2004. In the proposed rule, we said that for any hospital that was expected to provide occupational mix data but did not, we would consider using proxy occupational mix data to adjust the hospital's wage data in the final wage index. One option would be to assume that the hospital only has employees in the highest level SOC for each of the general service categories included on the occupational mix survey. Another option would be to assume that such hospitals have the national SOC mix for each general service category. We invited public comment to this proposal. We noted that the wage index in the proposed rule did not include proxy data for hospitals that did not complete and submit the occupational mix survey.

*Comment:* Some commenters supported the intent of the occupational mix adjustment to the wage index. The commenter believed that an occupational mix adjusted wage index more accurately reflects hospitals' labor costs. Other commenters questioned whether there is a need for the occupational mix adjustment with the implementation of the provisions of Public Law 108-173 that has also increased payments to hospitals in rural areas. One commenter, an association representing hospitals in a large metropolitan area, stated that its members are concerned that any redistribution of monies from urban teaching hospitals to rural hospitals will result in further underpayment by Medicare to hospitals that utilize the most sophisticated and costly equipment, technology, and staff needed to treat the sickest patients. Further, the commenter believed that an occupational mix classification system is inherently flawed due to the diverse manner in which hospital services are rendered throughout the United States.

Several commenters expressed concern that the occupational mix adjustment is contrary to CMS' quality

initiatives that place emphasis on improvement in quality outcomes and standards of care, which may require hospitals to employ more highly skilled caregivers. In addition, some commenters believed that the occupational mix adjustment opposes the direction that State governments are undertaking in mandating registered nurse staffing ratios; the resulting adjustment may be negative for hospitals in these states. Two commenters opposed the occupational mix adjustment because the commenters believed that the adjustment is unnecessary, increases the information burden for hospitals, and adds to the data that CMS must regularly audit. A few commenters recommended that we request Congress to rescind the BIPA provision that requires the occupational mix adjustment because our proposed adjustment does not have the anticipated impact.

*Response:* We appreciate these and other comments and concerns we received regarding the proposed initial implementation of the occupational mix adjusted wage index. We acknowledge that a wage index adjusted for occupational mix could have a redistributive effect on Medicare payments to hospitals, and, combined with the provisions of Public Law 108-173, some hospitals may be significantly negatively impacted. However, we also agree with the theory that an occupational mix adjusted wage index should more accurately reflect relative labor costs among hospitals by removing the differences that result from hiring higher skilled or lower skilled workers. For hospitals that employ a higher skill mix because they treat more complicated cases, the DRG assignment of cases should reflect the extra cost. Therefore, we do not agree with the recommendation that we should approach Congress to rescind the law that requires the occupational mix adjustment.

While the law requires us to implement the adjustment with the FY 2005 wage index, we also intend to minimize the negative impact that this initial implementation of the occupational mix adjustment may have on some hospitals' wage index values. The final FY 2005 wage index adjustment is only partially adjusted for occupational mix. A complete discussion of the blended wage index appears in section III.G. of the preamble to this final rule. We welcome input from MedPAC, hospitals, and associations in assessing the impact of the occupational mix adjustment on hospitals' wage index values and monitoring how current hospital staffing

trends affect the expected outcome of the adjustment.

*Comment:* Several commenters addressed the issue of how we should handle the occupational mix adjustment for hospitals that did not complete the survey. The majority of commenters recommended that we use the unadjusted wage data or the national SOC mix so that other hospitals in the MSA are not adversely impacted by negative proxy data. One commenter requested us to adopt the first option, that, for any hospital that did not respond to the survey, CMS should assume that the hospital employs all of its workers in the highest level SOC for each category. The commenter believed that hospitals were provided enough time to ensure that their data collected for the occupational mix adjustment were accurate. One commenter suggested that we could achieve a 100 percent response rate to the survey if we make the survey mandatory. Another commenter recommended that we set the same consequences for failure to complete the occupational mix survey as those for not submitting a cost report and notify hospitals of these consequences in the survey instructions.

*Response:* We agree that other hospitals should not be harmed by a hospital's failure to respond to the occupational mix survey. If we were to apply the first option, the worst-case scenario, the wage index values for most of the areas that have hospitals that did not complete the survey would decrease significantly compared to leaving such hospitals' wage data unadjusted for occupational mix. Therefore, for the final FY 2005 wage index, we decided to use the unadjusted wage data for hospitals that did not submit occupational mix survey data. For calculation purposes, this equates to applying the national SOC mix to the wage data for such hospitals, because hospitals having the same mix as the nation would have an occupational mix adjustment factor equaling 1.0000. We note that we will revisit this matter with subsequent collections of the occupational mix data. We will explore the possibilities of making it mandatory for all IPPS hospitals to complete the survey, as well as establishing penalties for hospitals that fail to submit occupational mix data.

*Comment:* Some commenters opposed our decision to allow hospitals to provide occupational mix data prospectively for a 4-week period. The commenters believed that the 4-week reporting period occurred during hospitals' peak season and is not representative of hospitals' annual staffing (about 30 percent of hospitals

used this option). The commenter suggested that the next survey should be for a full year only.

*Response:* We believe that in the first year of the occupational mix adjustment, it was reasonable to use a 4-week period. A 4-week period represents a sampling of the occupational mix that occurs in a hospital during the year. We do not have available data to determine if the 4-week reporting period is a peak season for hospitals, as the commenter contends, or even whether a hospital's employment mix significantly changes during peak seasons. However based on the similarity of our results and the results found by the Bureau of Labor Statistics, we believe use of the 4-week period did not significantly affect the data we received for the adjustment. Nevertheless, in order to further assure the accuracy of the adjustment, in future years, we will require data collected from a full year.

*Comment:* Several commenters reported that the short timeframe for hospitals to complete, review, and correct the survey data and lack of clarity by hospitals in determining the proper category to place certain employees (for example, a registered nurse who also conducts administrative duties) led to errors and inconsistencies in reporting that may have contributed to the unexpected outcomes. One commenter noted errors in the date fields of the survey, stating that about 8 percent of hospitals appear to have incorrect dates in the date fields and large variances in hours reported between Worksheet S-3 and the occupational mix survey. The commenter recommended that CMS clarify its definitions and notify hospitals of the next survey's design at least 60 days or, ideally, 6 months prior to the period the data collection will begin. This would allow hospitals more time to prepare their payroll and other systems to collect more accurate data. Some commenters suggested that, due to possible errors and inconsistencies in the initial data collection, CMS should gather new data next year, rather than waiting 3 years for the next collection of occupational mix data.

*Response:* We did not believe that the survey definitions would be problematic for hospitals because of hospitals' experience with the BLS OES survey. In fact, several hospitals and associations strongly recommended that we use the BLS definitions for the occupational mix survey. In future years, if hospitals wish to receive further clarification of the definitions of the occupational categories then we welcome their assistance. We also plan in future years

to provide the next survey to hospitals prior to the period that the data collection begins. The suggested 60-day preparation period appears reasonable, and we will consider such a schedule for future occupational mix data collections. With regard to administering another survey next year, we are reluctant to do so because of the additional reporting burden for hospitals. Further, we would have to issue the survey immediately for implementation with the FY 2006 index. However, we have not ruled out the possibility of revising the survey and administering another survey before 2007. According to section 1886(d)(3)(E) of the Act, the Secretary has the authority to administer the occupational mix survey more than once during a 3-year period.

*Comment:* Two commenters suggested changes to the categories that are included in the occupational mix survey. One commenter recommended that CMS exclude the dietary categories and medical assistants. The commenter noted significant variations among hospitals in these categories that may have been due to lack of clarity regarding the category definitions. The commenter further cautioned that, although only a small portion of hospital workers are in these occupational categories, misreporting in these categories could significantly distort the occupational mix data because the categories have low hourly rates. MedPAC recommended that CMS assess whether including subcategories of RNs would result in a more accurate occupational mix adjustment. MedPAC believed that including all RNs in a single category may obscure significant wage differences among the subcategories of RNs, for example, the wages of surgical RNs and floor RNs may differ. To offset additional reporting burden for hospitals, MedPAC suggested that CMS could eliminate some of the general service categories that account for fewer hours, since most of the total occupational mix adjustment is correlated with the nursing general service category.

*Response:* We believe that it is appropriate to include the dietary and medical assistant occupations in the FY 2005 adjustment. Although these occupations represent a small portion of a hospital's total workforce, hospitals employ these occupations in different mixes, just as for the other survey categories. In the absence of data showing that there is minimum variation among hospitals in their employment of these occupations, we are not convinced, as the commenter suggests, that the variations reflected in

the survey results are due to a lack of clarity regarding the category definitions. With regards to MedPAC's recommendation to expand the RN category, we would need to investigate this matter further to assess its impact on the occupational mix adjustment, hospital's reporting burden, and intermediary's review workload. We welcome any data or studies related to both of these issues.

*Comment:* Several commenters noted that the occupational mix adjusted wage index in the proposed rule was based on data from the March 8, 2004 public use file. However, 263 surveys were added to the database in the May 13, 2004 public use file. The commenters urged CMS to recalculate its final analysis of the occupational mix adjustment using the data for all hospitals that submitted the survey data.

*Response:* As we stated in the proposed rule (69 FR 28253), and above, the occupational mix adjustment in the proposed rule was based on data we received by March 15, 2004. We further stated in the proposed rule, and above, that data received after March 15 and through April 16 would be included in the final wage index. The FY 2005 wage index in this final rule includes the most complete and updated set of occupational mix survey data that we received timely from hospitals, that is, by April 16, 2004.

*Comment:* Two commenters recommended that CMS collect data on hospitals' service mix to include as part of the occupational mix adjustment. The commenters believe that hospitals that provide more services requiring highly skilled workers, such as oncology services, should not be penalized in the wage index for providing those services. One of the commenters also suggested that the adjustment should account for productivity, because hospitals should not be penalized if they hire highly skilled workers who work effectively with minimum support staff.

*Response:* We are concerned that collecting data on service mix and productivity would substantially increase the reporting burden for hospitals and the complexity of the occupational mix adjustment. We are also uncertain as to what impact these additional factors would actually have on the occupational mix adjustment. If hospitals hire more highly skilled workers because they treat more complex cases, Medicare's DRG assignment already reflects the higher costs of providing these services. We note that the wage index under section 1886(d)(3)(E) is intended to account for geographic differences in labor costs—not skill mix. We welcome the

commenters to provide more details of the data and methodology that would be required to include these factors in the occupational mix adjustment, as well as any analysis of the impact of these factors on the occupational mix adjustment.

*Comment:* Several commenters expressed concern about CMS' use of unaudited occupational mix data and suggested that a review process is needed. Some commenters believed that CMS should not implement the occupational mix adjustment because the survey data were not verified by the fiscal intermediaries. One commenter added that CMS should provide the fiscal intermediaries ample time and resources to complete more thorough reviews of future occupational mix data.

*Response:* We plan to audit the occupational mix survey data in future years. However, given the short timeframe for collecting the occupational mix data and implementing the adjustment with the FY 2005 wage index, there was no time for fiscal intermediaries to conduct such reviews. Further, as this was the first time we collected data on hours for the 19 occupational categories, we had no baseline data to develop edit thresholds to incorporate in an intermediary review program. Thus, it would have been difficult to develop an audit program for use by fiscal intermediaries. We notified hospitals that they were responsible for submitting to us accurate data for

Medicare payment purposes. Because hospitals will be affected by their own submission of data, we believe that hospitals had ample incentive to ensure that the data they submitted were correct and, therefore, self-audited their own data. Finally, we note that our policy of applying the occupational mix adjustment to only 10 percent of the wage index takes into account that this is the first year for submitting, analyzing, and applying the occupational mix data.

Although the occupational mix data were not as extensively reviewed as may occur in future years, we are required by law to implement an occupational mix adjustment with the FY 2005 wage index. The next collection of occupational mix data will include an intermediary review period and an opportunity for hospitals to respond to any adjustments made by the intermediaries during the review.

As this was the first administration of the occupational mix survey, we did not provide fiscal intermediaries an extensive program for reviewing the hours of data collected. However, hospitals were required to be able to provide any documentation that could be used by the fiscal intermediaries to verify the survey data. In addition, after reviewing the compiled survey data, we contacted fiscal intermediaries to request corrections from a few hospitals that provided data for reporting periods that were out of range with our specified

12-month or 4-week data collection periods. As the wage index is a relative measure of labor costs across geographic areas, it is important that the data collected from hospitals reflect a common period. We also tested the validity of our occupational mix survey data by comparing our results to those of the 2001 BLS OES survey. As shown in Charts 4 and 5 below, the results of our survey are rather consistent with the findings of the BLS OES survey, especially for the nursing and physical therapy categories.

In addition, to compute the occupational mix adjustment, we collected data on the average hourly rates for the 19 SOCs so that we could derive a weighted average hourly rate for each labor market area. (More details about the occupational mix calculation are included in section III.C.2. of this preamble.) To decrease hospital's reporting burden for this initial collection of the occupational mix data, and to facilitate the timely collection of the data, we did not require hospitals to report data on their total wages or average hourly rates associated with the 19 SOCs. Instead, we used national average hourly rates from the BLS OES 2001 *National Industry-Specific Occupational Employment and Wage Estimates, SIC—Hospitals* (accessible at Web site: [http://www.bls.gov/oes/2001/oesi3\\_806.htm](http://www.bls.gov/oes/2001/oesi3_806.htm)), as reflected in Chart 4 below.

BILLING CODE 4120-01-P

**Chart 4.-- BLS National Occupational Employment  
and Wage Estimates for Hospitals**

<b>General Service Categories</b>	<b>Number of Hospital Employees</b>	<b>Percent of Service Category</b>	<b>Percent of Total Employees</b>	<b>National Average Hourly Wage</b>
<b>Nursing Services and Medical Assistant Services</b>				
Registered Nurses	1,307,960	68.8%	25.88%	\$23.62
Licensed Practical Nurses	194,900	10.2%	3.86%	\$14.65
Nursing Aides, Orderlies, & Attendants	351,910	18.5%	6.96%	\$10.01
Medical Assistants	47,250	2.5%	0.93%	\$11.79
<b>Total</b>	<b>1,902,020</b>	<b>100.0%</b>	<b>37.63%</b>	
<b>Physical Therapy Services</b>				
Physical Therapists	46,290	61.0%	0.92%	\$27.80
Physical Therapist Assistants	17,610	23.2%	0.35%	\$17.11
Physical Therapist Aides	12,020	15.8%	0.24%	\$10.40
<b>Total</b>	<b>75,920</b>	<b>100.0%</b>	<b>1.50%</b>	
<b>Occupational Therapy Services</b>				
Occupation Therapists	24,110	75.3%	0.48%	\$25.62

General Service Categories	Number of Hospital Employees	Percent of Service Category	Percent of Total Employees	National Average Hourly Wage
Occupation Therapist Assistants	5,690	17.8%	0.11%	\$16.81
Occupation Therapist Aides	2,220	6.9%	0.04%	\$11.60
<b>Total</b>	<b>32,020</b>	<b>100.0%</b>	<b>0.63%</b>	
<b>Respiratory Therapy Services</b>				
Respiratory Therapists	68,920	72.8%	1.36%	\$19.26
Respiratory Therapy Technicians	25,710	27.2%	0.51%	\$16.96
<b>Total</b>	<b>94,630</b>	<b>100.0%</b>	<b>1.87%</b>	
<b>Pharmacy Services</b>				
Pharmacists	48,630	48.8%	0.96%	\$34.58
Pharmacy Technicians	44,270	44.4%	0.88%	\$12.30
Pharmacy Assistants/Aides	6,810	6.8%	0.13%	\$11.52
<b>Total</b>	<b>99,710</b>	<b>100.0%</b>	<b>1.97%</b>	
<b>Dietary Services</b>				
Dieticians	16,820	56.4%	0.33%	\$20.02
Dietetic Technicians	13,020	43.6%	0.26%	\$11.64
<b>Total</b>	<b>29,840</b>	<b>100.0%</b>	<b>0.59%</b>	
<b>Medical &amp; Clinical Lab Services</b>				
Medical & Clinical Lab Technologists	87,380	57.8%	1.73%	\$20.74
Medical & Clinical Lab Technicians	63,900	42.2%	1.26%	\$14.90
<b>Total</b>	<b>151,280</b>	<b>100.0%</b>	<b>2.99%</b>	
<b>Total Nursing, Therapy, Pharmacy, Dietary, and Medical &amp; Clinical Occupations</b>	<b>2,385,420</b>		<b>47.19%</b>	
<b>All Other Occupations</b>	<b>2,669,400</b>		<b>52.81%</b>	

General Service Categories	Number of Hospital Employees	Percent of Service Category	Percent of Total Employees	National Average Hourly Wage
<b>Total Hospital Employees</b>	5,054,820		100.0%	

Source: BLS, OES, 2001 National Industry-Specific Occupational Employment and Wage Estimates, [www.bls.gov/oes/2001](http://www.bls.gov/oes/2001).

Chart 5.--Medicare Occupational Mix Survey Results

General Service Categories	Number of Employee Hours	Percent of Service Category Hours	Percent of Total Employee Hours
<b>Nursing Services and Medical Assistant Services</b>			
Registered Nurses	1,429,939,708.87	70.51%	26.77%
Licensed Practical Nurses	152,076,000.02	7.50%	2.85%
Nursing Aides, Orderlies, & Attendants	373,013,761.93	18.39%	6.98%
Medical Assistants	72,930,628.98	3.60%	1.37%
<b>Total</b>	<b>2,027,960,099.80</b>	<b>100.00%</b>	<b>37.97%</b>
<b>Physical Therapy Services</b>			
Physical Therapists	45,536,940.56	61.15%	0.85%
Physical Therapist Assistants	17,235,657.69	23.15%	0.32%
Physical Therapist Aides	11,691,298.12	15.70%	0.22%
<b>Total</b>	<b>74,463,896.37</b>	<b>100.00%</b>	<b>1.39%</b>
<b>Occupational Therapy Services</b>			
Occupation Therapists	19,165,885.91	79.13%	0.36%
Occupation Therapist Assistants	4,082,490.26	16.86%	0.08%
Occupation Therapist Aides	972,594.68	4.02%	0.02%
<b>Total</b>	<b>24,220,970.86</b>	<b>100.00%</b>	<b>0.45%</b>
<b>Respiratory Therapy Services</b>			
Respiratory Therapists	84,719,095.59	80.16%	1.59%
Respiratory Therapy Technicians	20,965,596.00	19.84%	0.39%
<b>Total</b>	<b>105,684,691.58</b>	<b>100.00%</b>	<b>1.98%</b>
<b>Pharmacy Services</b>			
Pharmacists	55,307,036.23	48.08%	1.04%
Pharmacy Technicians	55,248,144.37	48.03%	1.03%
Pharmacy Assistants/Aides	4,480,980.40	3.90%	0.08%
<b>Total</b>	<b>115,036,161.00</b>	<b>100.00%</b>	<b>2.15%</b>
<b>Dietary Services</b>			
Dietitians	19,056,751.23	42.10%	0.36%

General Service Categories	Number of Employee Hours	Percent of Service Category Hours	Percent of Total Employee Hours
Dietetic Technicians	26,209,576.38	57.90%	0.49%
<b>Total</b>	<b>45,266,327.61</b>	<b>100.00%</b>	<b>0.85%</b>
<b>Medical &amp; Clinical Lab Services</b>			
Medical & Clinical Lab Technologists	116,177,701.08	58.79%	2.17%
Medical & Clinical Lab Technicians	81,437,014.90	41.21%	1.52%
<b>Total</b>	<b>197,614,715.98</b>	<b>100.00%</b>	<b>3.70%</b>
<b>Total Nursing, Therapy, Pharmacy, Dietary, and Medical &amp; Clinical Occupations</b>	<b>2,590,246,863.19</b>		<b>48.49%</b>
<b>All Other Occupations</b>	<b>2,751,434,492.48</b>		<b>51.51%</b>
<b>Total Hospital Employees</b>	<b>5,341,681,355.67</b>		<b>100.00%</b>

Source: Medicare Wage Index Occupational Mix Survey, Form CMS-10079.

**BILLING CODE 4120-01-C**

2. Calculation of the Occupational Mix Adjustment Factor and the Occupational Mix Adjusted Wage Index  
 The method used to calculate the occupational mix adjusted wage index follows:

Step 1—For each hospital, the percentage of the general service category attributable to an SOC is determined by dividing the SOC hours by the general service category's total hours. Repeat this calculation for each of the 19 SOCs.

Step 2—For each hospital, the weighted average hourly rate for an SOC is determined by multiplying the percentage of the general service category (from Step 1) by the national average hourly rate for that SOC from the 2001 BLS OES survey (see Chart 4 above). Repeat this calculation for each of the 19 SOCs.

Step 3—For each hospital, the hospital's adjusted average hourly rate for a general service category is computed by summing the weighted hourly rate for each SOC within the general category. Repeat this calculation for each of the 7 general service categories.

Step 4—For each hospital, the occupational mix adjustment factor for a general service category is calculated by dividing the national adjusted average hourly rate for the category by the hospital's adjusted average hourly rate for the category. (The national adjusted average hourly rate is computed in the same manner as Steps 1 through 3, using instead, the total SOC and general service category hours for all hospitals in the occupational mix survey database.) Repeat this calculation for each of the 7 general service categories. If the hospital's adjusted rate is less than the national adjusted rate (indicating the hospital employs a less costly mix of employees within the category), the occupational mix adjustment factor will be greater than 1.0000. If the hospital's adjusted rate is greater than the national adjusted rate, the occupational mix adjustment factor will be less than 1.0000.

Step 5—For each hospital, the occupational mix adjusted salaries and wage-related costs for a general service category is calculated by multiplying the hospital's total salaries and wage-related costs (from Step 5 of the unadjusted wage index calculation in section F) by the percentage of the hospital's total workers attributable to

the general service category (this is corrected from the proposed rule, in which we applied, instead, the national percentages to all hospitals) and by the general service category's occupational mix adjustment factor (from Step 4 above). Repeat this calculation for each of the 7 general service categories. The remaining portion of the hospital's total salaries and wage-related costs that is attributable to all other employees of the hospital is not adjusted for occupational mix.

Step 6—For each hospital, the total occupational mix adjusted salaries and wage-related costs for a hospital are calculated by summing the occupational mix adjusted salaries and wage-related costs for the 7 general service categories (from Step 5) and the unadjusted portion of the hospital's salaries and wage-related costs for all other employees. To compute a hospital's occupational mix adjusted average hourly wage, divide the hospital's total occupational mix adjusted salaries and wage-related costs by the hospital's total hours (from Step 4 of the unadjusted wage index calculation in Section F).

Step 7—To compute the occupational mix adjusted average hourly wage for an urban or rural area, sum the total occupational mix adjusted salaries and



wage-related costs for all hospitals in the area, then sum the total hours for all hospitals in the area. Next, divide the area's occupational mix adjusted salaries and wage-related costs by the area's hours.

Step 8—To compute the national occupational mix adjusted average hourly wage, sum the total occupational mix adjusted salaries and wage-related costs for all hospitals in the nation, then

sum the total hours for all hospitals in the nation. Next, divide the national occupational mix adjusted salaries and wage-related costs by the national hours. The national occupational mix adjusted average hourly wage is 26.4114.

Step 9—To compute the occupational mix adjusted wage index, divide each area's occupational mix adjusted average hourly wage (Step 7) by the

national occupational mix adjusted average hourly wage (Step 8).

Step 10—To compute the Puerto Rico specific occupational mix adjusted wage index, follow the Steps 1 through 9 above. The Puerto Rico occupational mix adjusted average hourly wage is 12.2577.

BILLING CODE 4120-01-P

### Example of Occupational Mix Adjustment

General Service Categories/SOCs	Number of Employee Hours	Percent of Service Category Hours	Percent of Total Employee Hours	BLS National Average Hourly Wage
<b>NATIONAL</b>				
<b>Nursing and Medical Assistant Services</b>				
Registered Nurses	1,429,939,708.87	70.51%	26.77%	\$23.62
Licensed Practical Nurses	152,076,000.02	7.50%	2.85%	\$14.65
Nursing Aides, Orderlies, & Attendants	373,013,761.93	18.39%	6.98%	\$10.01
Medical Assistants	72,930,628.98	3.60%	1.37%	\$11.79
<b>Total</b>	<b>2,027,960,100</b>	<b>100.00%</b>	<b>37.97%</b>	<b>\$20.02</b>
<b>HOSPITAL A</b>				
Registered Nurses	1,642,116	79.84%		\$18.86
Licensed Practical Nurses	67,860	3.30%		\$0.48
Nursing Aides, Orderlies, & Attendants	259,177	12.60%		\$1.26
Medical Assistants	87,622	4.26%		\$0.50
<b>Total</b>	<b>2,056,774</b>	<b>100.00%</b>		<b>21.11</b>
Occupational Mix Adjustment				0.9485
<b>HOSPITAL B</b>				
Registered Nurses	1,510,724	64.44%		\$0.31
Licensed Practical Nurses	159,795	6.82%		\$0.09
Nursing Aides, Orderlies, & Attendants	391,201	16.69%		\$0.08

General Service Categories/SOCs	Number of Employee Hours	Percent of Service Category Hours	Percent of Total Employee Hours	BLS National Average Hourly Wage
Medical Assistants	282,728	12.06%		\$2.55
<b>Total</b>	<b>2,344,449</b>	<b>100.00%</b>		<b>19.31</b>
Occupational Mix Adjustment				1.0366
<b>NATIONAL</b>				
<b>Physical Therapy Services</b>				
Physical Therapists	45,536,940.56	61.15%	0.85%	\$27.80
Physical Therapist Assistants	17,235,657.69	23.15%	0.32%	\$17.11
Physical Therapist Aides	11,691,298.12	15.70%	0.22%	\$10.40
<b>Total</b>	<b>74,463,896</b>	<b>100.00%</b>	<b>1.39%</b>	<b>\$22.59</b>
<b>HOSPITAL A</b>				
Physical Therapists	94,987	61.40%		\$17.07
Physical Therapist Assistants	36,254	23.43%		\$4.01
Physical Therapist Aides	23,460	15.16%		\$1.58
<b>Total</b>	<b>154,701</b>	<b>100.00%</b>		<b>\$22.66</b>
Occupational Mix Adjustment				0.9971
<b>HOSPITAL B</b>				
Physical Therapists	60,337	57.37%		\$15.95
Physical Therapist Assistants	22,391	21.29%		\$3.64
Physical Therapist Aides	22,444	21.34%		\$2.22
<b>Total</b>	<b>105,173</b>	<b>100.00%</b>		<b>\$21.81</b>
Occupational Mix Adjustment				1.0359
<b>NATIONAL</b>				
<b>Occupational Therapy Services</b>				
Occupation Therapists	19,165,885.91	79.13%	0.36%	\$25.62
Occupation Therapist Assistants	4,082,490.26	16.86%	0.08%	\$16.81
Occupation Therapist Aides	972,594.68	4.02%	0.02%	\$11.60
<b>Total</b>	<b>24,220,971</b>	<b>100.00%</b>	<b>0.45%</b>	<b>\$23.57</b>
<b>HOSPITAL A</b>				
Occupation Therapists	40,366	90.06%		\$23.07
Occupation Therapist Assistants	0	0.00%		\$0.00
Occupation Therapist Aides	4,454	9.94%		\$1.15
<b>Total</b>	<b>44,820</b>	<b>100.00%</b>		<b>\$24.23</b>

General Service Categories/SOCs	Number of Employee Hours	Percent of Service Category Hours	Percent of Total Employee Hours	BLS National Average Hourly Wage
Occupational Mix Adjustment				0.9728
<b>HOSPITAL B</b>				
Occupation Therapists	26,547	79.48%		\$20.36
Occupation Therapist Assistants	1,610	4.82%		\$0.81
Occupation Therapist Aides	5,242	15.70%		\$1.82
<b>Total</b>	<b>33,399</b>	<b>100.00%</b>		<b>\$22.99</b>
Occupational Mix Adjustment				1.0253
<b>NATIONAL</b>				
<b>Respiratory Therapy Services</b>				
Respiratory Therapists	84,719,095.59	80.16%	1.59%	\$19.26
Respiratory Therapy Technicians	20,965,596.00	19.84%	0.39%	\$16.96
<b>Total</b>	<b>105,684,692</b>	<b>100.00%</b>	<b>1.98%</b>	<b>\$18.80</b>
<b>HOSPITAL A</b>				
Respiratory Therapists	75,339	97.40%		\$18.76
Respiratory Therapy Technicians	2,008	2.60%		\$0.44
<b>Total</b>	<b>77,347</b>	<b>100.00%</b>		<b>\$19.20</b>
Occupational Mix Adjustment				0.9794
<b>HOSPITAL B</b>				
Respiratory Therapists	73,592	65.62%		\$12.64
Respiratory Therapy Technicians	38,549	34.38%		\$5.83
<b>Total</b>	<b>112,141</b>	<b>100.00%</b>		<b>\$18.47</b>
Occupational Mix Adjustment				1.0181
<b>NATIONAL</b>				
<b>Pharmacy Services</b>				
Pharmacists	55,307,036.23	48.08%	1.04%	\$34.58
Pharmacy Technicians	55,248,144.37	48.03%	1.03%	\$12.30
Pharmacy Assistants/Aides	4,480,980.40	3.90%	0.08%	\$11.52
<b>Total</b>	<b>115,036,161</b>	<b>100.00%</b>	<b>2.15%</b>	<b>\$22.98</b>
<b>HOSPITAL A</b>				

General Service Categories/SOCs	Number of Employee Hours	Percent of Service Category Hours	Percent of Total Employee Hours	BLS National Average Hourly Wage
Pharmacists	65,863	48.65%		\$16.82
Pharmacy Technicians	69,525	51.35%		\$6.32
Pharmacy Assistants/Aides	0	0.00%		\$0.00
<b>Total</b>	<b>135,388</b>	<b>100.00%</b>		<b>\$23.14</b>
Occupational Mix Adjustment				0.9931
<b>HOSPITAL B</b>				
Pharmacists	45,856	39.23%		\$13.57
Pharmacy Technicians	64,986	55.60%		\$6.84
Pharmacy Assistants/Aides	6,039	5.17%		\$0.60
<b>Total</b>	<b>116,881</b>	<b>100.00%</b>		<b>\$21.00</b>
Occupational Mix Adjustment				1.0944
<b>NATIONAL</b>				
<b>Dietary Services</b>				
Dieticians	19,056,751.23	42.10%	0.36%	\$20.02
Dietetic Technicians	26,209,576.38	57.90%	0.49%	\$11.64
<b>Total</b>	<b>45,266,328</b>	<b>100.00%</b>	<b>0.85%</b>	<b>\$15.17</b>
<b>HOSPITAL A</b>				
Dieticians	13,943	100.00%		\$20.02
Dietetic Technicians	0	0.00%		\$0.00
<b>Total</b>	<b>13,943</b>	<b>100.00%</b>		<b>\$20.02</b>
Occupational Mix Adjustment				0.7576
<b>HOSPITAL B</b>				
Dieticians	27,458	16.29%		\$3.26
Dietetic Technicians	141,148	83.71%		\$9.74
<b>Total</b>	<b>168,606</b>	<b>100.00%</b>		<b>\$13.00</b>
Occupational Mix Adjustment				1.1668
<b>NATIONAL</b>				
<b>Medical &amp; Clinical Lab Services</b>				
Medical & Clinical Lab Technologists	116,177,701.08	58.79%	2.17%	\$20.74
Medical & Clinical Lab Technicians	81,437,014.90	41.21%	1.52%	\$14.90

General Service Categories/SOCs	Number of Employee Hours	Percent of Service Category Hours	Percent of Total Employee Hours	BLS National Average Hourly Wage
<b>Total</b>	<b>197,614,716</b>	<b>100.00%</b>	<b>3.70%</b>	<b>\$18.33</b>
<b>HOSPITAL A</b>				
Medical & Clinical Lab Technologists	166,522	90.82%		\$18.84
Medical & Clinical Lab Technicians	16,841	9.18%		\$1.37
<b>Total</b>	<b>183,363</b>	<b>100.00%</b>		<b>\$20.20</b>
Occupational Mix Adjustment				0.9076
<b>HOSPITAL B</b>				
Medical & Clinical Lab Technologists	295,516	47.34%		\$9.82
Medical & Clinical Lab Technicians	328,716	52.66%		\$7.85
<b>Total</b>	<b>624,232</b>	<b>100.00%</b>		<b>\$17.66</b>
Occupational Mix Adjustment				1.0381
<b>Total Nursing, Therapy, Pharmacy, Dietary, and Medical &amp; Clinical Occupations</b>	<b>2,590,246,863.19</b>		<b>48.49%</b>	
<b>All Other Occupations</b>	<b>2,751,434,492.48</b>		<b>51.51%</b>	
<b>Total Hospital Employees</b>	<b>5,341,681,355.67</b>		<b>100.00%</b>	

## BILLING CODE 4120-01-C

In implementing an occupational mix adjusted wage index based on the above calculation, the final wage index values for 16 rural areas (36.0 percent) and 210 urban areas (4.4 percent) would decrease as a result of the adjustment. Six (6) rural areas (12.8 percent) and 111 urban areas (28.8 percent) would experience a decrease of 1 percent or greater in their wage index values. The largest negative impact for a rural area would be 2.1 percent and for an urban area, 4.0 percent. Meanwhile, 31 rural areas (66.0 percent) and 176 urban areas (45.6 percent) would experience an increase in their wage index values. Although these results show that rural hospitals would gain the most from an occupational mix adjustment to the wage index, their gains may not be as great as might have been expected. Further, it might not have been

anticipated that over one-third of rural hospitals would actually fare worse under the adjustment. Overall, a fully implemented occupational mix adjusted wage index would have a redistributive effect on Medicare payments to hospitals.

*Comment:* Several commenters raised concerns about the data CMS utilized to compute the occupational mix adjustment. One commenter noted that CMS computed the occupational mix adjustment using various sources of data from various time periods: (1) Average hourly wage data from the BLS 2001 OES survey; and (2) hours data collected on the Medicare occupational mix survey from calendar year 2003 or 4 weeks in 2004. The commenter added that CMS applied the adjustment to wage costs collected on the Medicare cost report during FY 2001. The

commenter believed that the data used in computing the occupational mix adjusted wage index should derive from the same time period because significant labor changes can occur in 2 to 3 years in the health care industry.

Some commenters also expressed concern about CMS' reliance on BLS data for average hourly rate information that led to CMS collecting hours data for occupations that are excluded from the wage index (certified registered nurse anesthetists (CRNAs), nurse practitioners (NPs) and clinical nurse specialists (CNSs)). The commenters recognized that CMS attempted to simplify the reporting and effort required by utilizing the BLS information. However, they recommended that future surveys collect salaries and hours from hospitals and on the same basis as Worksheet S-

3 of the cost report. The commenters believed that this would facilitate the intermediary's and CMS' review of the survey data.

*Response:* It is our intent to collect both salaries and hours data directly from hospitals for the computation of the occupational mix adjustment. We agree that, ideally, both the data used to compute the occupational mix adjustment and the wage data to which the adjustment is applied should derive from approximately the same time period and include the same occupational categories. However, we do not believe it was unreasonable in this instance, and in this short timeframe to use data from different time periods. We believe the consistency of our outcomes with the BLS OES data reflects this. In addition, if hospitals were concerned about collecting data from different time periods, we believe this is an issue that should have been commented upon when the actual occupational mix survey was published in 2003. We also believe that the BLS OES data are the best available for representing hospital hourly wage data. For future data collections, we will revise the occupational mix survey to allow hospitals to provide both salaries and hours data for each of the employment categories that are included on the survey. We will also assess whether future occupational mix surveys should be based on the calendar year or if the data should be collected on a fiscal year basis as part of the Medicare cost report. One logistical problem is that cost report data are collected yearly, but occupational mix survey data are collected only every 3 years.

*Comment:* Several comments addressed the methodology we used to calculate the occupational mix adjustment to the wage index. Most commented that the methodology appears theoretically sound, although the results appear counterintuitive. The commenters noted that one third of rural hospitals would experience a decline in their occupational mix adjusted wage index, while several large academic medical centers would experience an increase in their wage indexes. However, the commenters believed that the unexpected results are due more to errors in the data rather than our methodology for computing the occupational mix adjustment.

Four commenters cited problems with our computation of the occupational mix adjustment. The first commenter suggested that CMS should compute and apply the adjustment to the MSA average hourly wage rather than to each hospital's average hourly wage to reduce

the effect that an individual hospital's data could have on an area wage index. The second commenter suggested that CMS should calculate an occupational mix adjustment for each of the 19 SOCs rather than the 7 general service category groupings. The third commenter noted that CMS applied the occupational mix adjustment for each general service category to a percentage of total salaries that was computed based on hours represented by each general service category. This commenter believed that, instead, the adjustment should have been applied to a percentage of total salaries that was based on wage costs represented by each of the general service categories. The fourth commenter cited that, in Step 5 of the occupational mix adjustment calculation in the proposed rule, CMS applied national weights to adjust all hospitals' total salaries for occupational mix, rather than applying hospital-specific weights. This commenter suggested that, in applying the national weights to all hospitals' total wages, some area wage index values could be negatively impacted.

*Response:* We appreciate the input that we received from MedPAC, the Bureau of Labor Statistics, and the hospital community during our research and development of the occupational mix adjustment. We believe that our calculation of the occupational mix adjustment in this final rule is appropriate based on the purpose of the adjustment and the data we had available to calculate the adjustment.

We disagree with the comment that the occupational mix adjustment should be applied at the MSA level instead of the hospital level. By adjusting hospitals' data for occupational mix, we are treating the occupational mix adjustment consistent with the way we treat the wage index; that is, in calculating the wage index, we first compute adjusted salaries and hours for each hospital, then we sum the adjusted salaries and hours for all hospitals in an area to derive an area average hourly wage.

We also disagree with the suggestion that CMS should calculate an occupational mix adjustment for each of the 19 SOCs rather than the aggregated 7 general service category groupings. The adjustment is intended to control for hospitals' employment choices within certain service groupings, where, to an extent, the employees' skills are interchangeable. Therefore, we believe it is appropriate to apply the adjustment to the general service category grouping.

With regards to the suggestion that the adjustment should have been applied to a percentage of total salaries that was

based on salary costs represented by each of the general service categories, the initial implementation of the occupational mix adjustment did not provide for the collection of data on salaries. Therefore, we could not use the salaries for a general service category to derive the proportion of a hospital's total salaries to be adjusted for occupational mix. Based on our experience with wage and hours data, we believe that the proportions we derived from hours data would closely approximate the proportions that we would have derived if salaries data were available and used. Further, this use of hours data is consistent with a methodology we allow hospitals to use for allocating their wage-related costs on Worksheet S-3. Some hospitals base these allocations on proportions of total hours rather than salaries.

Finally, we acknowledge the error the commenter cited regarding Step 5. As shown above, we applied hospital-specific weights to adjust hospitals' total salaries in computing the occupational mix adjustment in this final rule.

*Comment:* Several hospitals stated that they had difficulty determining the impact of the occupational mix adjustment on their area wage index values. The commenters acknowledged that CMS provided public use files in March and May of the survey data and a public use file in June indicating hospitals' occupational mix adjustment factors. The commenters requested that CMS provide more detailed information about the findings of the occupational mix adjustment. One commenter suggested that CMS provide a table in the Addendum of the rule that shows what the area wage index values would have been without the occupational mix adjustment.

*Response:* In our continuing efforts to meet the information needs of the public, we will provide two additional public use files for the final occupational mix adjusted wage index: a file including each hospital's unadjusted and adjusted average hourly wage and a file including each area's unadjusted and adjusted average hourly wage and wage index value. These additional files will be posted on the Internet, at <http://cms.hhs.gov/providers/hipps/ippswage.asp>. We will also post these files with future applications of the occupational mix adjustment.

#### D. Worksheet S-3 Wage Data for the FY 2005 Wage Index Update

The FY 2005 wage index values (effective for hospital discharges occurring on or after October 1, 2004 and before October 1, 2005) in section

VI. of the Addendum to this final rule are based on the data collected from the Medicare cost reports submitted by hospitals for cost reporting periods beginning in FY 2001 (the FY 2004 wage index was based on FY 2000 wage data).

The FY 2005 wage index includes the following categories of data associated with costs paid under the IPPS (as well as outpatient costs):

- Salaries and hours from short-term, acute care hospitals (including paid lunch hours and hours associated with military leave and jury duty).
- Home office costs and hours.
- Certain contract labor costs and hours (which includes direct patient care, certain top management, pharmacy, laboratory, and nonteaching physician Part A services).
- Wage-related costs (The September 1, 1994, **Federal Register** included a list of core wage-related costs that are included in the wage index, and discussed criteria for including other wage-related costs (59 FR 45356)).

Consistent with the wage index methodology for FY 2004, the wage index for FY 2005 also excludes the direct and overhead salaries and hours for services not subject to IPPS payment, such as SNF services, home health services, costs related to GME (teaching physicians and residents) and certified registered nurse anesthetists (CRNAs), and other subprovider components that are not paid under the IPPS. The FY 2005 wage index also excludes the salaries, hours, and wage-related costs of hospital-based rural health clinics (RHCs), and Federally qualified health centers (FQHCs) because Medicare pays for these costs outside of the IPPS (68 FR 45395). In addition, salaries, hours and wage-related costs of CAHs are excluded from the wage index, for the reasons explained in the FY 2004 IPPS final rule (68 FR 45397).

Data collected for the IPPS wage index are also currently used to calculate wage indexes applicable to other providers, such as SNFs, home health agencies, and hospices. In addition, they are used for prospective payments to rehabilitation, psychiatric, and long-term care hospitals, and for hospital outpatient services.

*Comment:* One commenter noted that the data CMS uses to compute the wage index is 4 years old and urged CMS to use more recent data. The commenter suggested that, due to the time lapse, the wage index does not sufficiently capture trends of health care professional shortages in certain labor markets and the corresponding salary increases associated with the rise in demand for certain health care professionals.

*Response:* We discussed this matter in a previous notice (65 FR 47070). Due to the time period allowed for: (1) Hospitals to complete and submit their cost reports to their intermediaries, (2) fiscal intermediaries to perform a separate, detailed review of all wage data and submit hospitals' reviewed wage data to CMS, and (3) CMS to compile a complete set of all hospitals' wage data from a common Federal fiscal year period, we do not have available more recent, complete, and reliable data to calculate the wage index. Therefore, hospitals' wage data are always 3 to 4 years old, depending on the end date of the hospital's cost reporting period, before we can use the data in calculating the wage index.

*Comment:* One commenter noted that, in the August 1, 2002, **Federal Register** rule (67 FR 50022), CMS stated that it would begin to collect contract labor wage costs and hours for management services and the following overhead services: administrative and general, housekeeping, and dietary. The commenter requested CMS to also add a line 25.01 to Worksheet S-3, Part II to collect wage costs and hours for contract laundry services and include the costs in the wage index calculation. Based on the commenter's analysis of the May public use file, 1,468 hospitals had no data on line 25 (direct costs for laundry services) and 1,599 hospitals had less than \$100,000 in wage costs on this line. The commenter believed that the data indicates that many hospitals contract their laundry services, and including the costs for contract laundry services would provide equity in the wage index.

*Response:* In the August 1, 2002, rule, we stated that, while we agree that it may be appropriate to include indirect patient care contract labor costs in the wage index, in light of concerns about hospitals' ability to accurately document and report the costs, we believe that the best approach is to assess and include these costs incrementally. We will begin collecting data on contract management, administrative and general, housekeeping, and dietary services with cost reporting periods beginning on or after October 1, 2003 (that is, the FY 2004 cost reports). Hospitals will submit their FY 2004 cost reports to their intermediaries during calendar year 2005 through early 2006. Intermediaries will complete their wage index desk reviews and submit hospitals' FY 2004 audited wage data to us by early 2007. We will use data from the FY 2004 cost reports to compute the FY 2008 wage index. Before including these additional costs in the wage index, we will analyze the impact of the costs on area wage

index values and provide a detailed analysis for public comment. Our decision on whether to include these contract costs, and other contract costs in the future, such as, contract laundry services, will depend on the outcome of our analyses and public comment.

*Comment:* One commenter requested CMS to designate provider-based clinics (PBCs) as an IPPS-excluded area in order to remove the costs from the wage index. The commenter stated that PBCs are like physician private offices, which are excluded from the wage index. PBCs bill the technical component under certain outpatient ambulatory payment classifications (APCs) and the professional component under the physician fee schedule. The commenter noted that PBC costs are not paid under IPPS.

*Response:* We appreciate the commenter's suggestion. However, as this matter was not addressed in the FY 2005 proposed rule, or any previous rulemaking, we are not prepared to provide a decision about PBC costs in this final rule. We intend to explore a comprehensive assessment of the costs in a future rule.

#### *E. Verification of Worksheet S-3 Wage Data*

The wage data for the FY 2005 wage index were obtained from Worksheet S-3, Parts II and III of the FY 2001 Medicare cost reports. Instructions for completing the Worksheet S-3, Parts II and III are in the Provider Reimbursement Manual, Part I, sections 3605.2 and 3605.3. The data file used to construct the wage index includes FY 2001 data as of June 25, 2004. As in past years, we performed an intensive review of the wage data, mostly through the use of edits designed to identify aberrant data.

We asked our fiscal intermediaries to revise or verify data elements that resulted in specific edit failures. The unresolved data elements that were included in the calculation of the proposed FY 2005 wage index have been resolved and are reflected in the calculation of the final FY 2005 index. For the final FY 2005 wage index in this final rule, we removed the data for 237 hospitals from our database: 147 hospitals became critical access hospitals by the time we published from the FY 2005 wage index, and 76 hospitals were low Medicare utilization hospitals or failed edits that could not be corrected because the hospitals terminated the program or changed ownership. In addition, we removed the wage data for 14 hospitals with incomplete or inaccurate data resulting in zero or negative, or otherwise

aberrant, average hourly wages. As a result, the final FY 2005 wage index is calculated based on FY 2001 wage data from 3,955 hospitals.

In constructing the FY 2005 wage index, we include the wage data for facilities that were IPPS hospitals in FY 2001, even for those facilities that have terminated their participation in the program as hospitals, as long as those data do not fail any of our edits for reasonableness. We believe that including the wage data for these hospitals is, in general, appropriate to reflect the economic conditions in the various labor market areas during the relevant past period. However, we exclude the wage data for CAHs (as discussed in 68 FR 45397). The wage index in this final rule excludes hospitals that are designated as CAHs by February 24, 2004, the date of the latest available Medicare CAH listing at the time we released the proposed wage index public use file on February 27, 2004.

#### *F. Computation of the Unadjusted Wage Index*

The method used to compute the FY 2005 wage index without an occupational mix adjustment follows:

**Step 1—**As noted above, we based the FY 2005 wage index on wage data reported on the FY 2001 Medicare cost reports. We gathered data from each of the non-Federal, short-term, acute care hospitals for which data were reported on the Worksheet S-3, Parts II and III of the Medicare cost report for the hospital's cost reporting period beginning on or after October 1, 2000, and before October 1, 2001. In addition, we included data from some hospitals that had cost reporting periods beginning before October 2000 and reported a cost reporting period covering all of FY 2001. These data were included because no other data from these hospitals would be available for the cost reporting period described above, and because particular labor market areas might be affected due to the omission of these hospitals. However, we generally describe these wage data as FY 2001 data. We note that, if a hospital had more than one cost reporting period beginning during

FY 2001 (for example, a hospital had two short cost reporting periods beginning on or after October 1, 2000, and before October 1, 2001), we included wage data from only one of the cost reporting periods, the longer, in the wage index calculation. If there was more than one cost reporting period and the periods were equal in length, we included the wage data from the later period in the wage index calculation.

**Step 2—Salaries—**The method used to compute a hospital's average hourly wage excludes certain costs that are not paid under the IPPS. In calculating a hospital's average salaries plus wage-related costs, we subtracted from Line 1 (total salaries) the GME and CRNA costs reported on lines 2, 4.01, 6, and 6.01, the Part B salaries reported on Lines 3, 5 and 5.01, home office salaries reported on Line 7, and excluded salaries reported on Lines 8 and 8.01 (that is, direct salaries attributable to SNF services, home health services, and other subprovider components not subject to the IPPS). We also subtracted from Line 1 the salaries for which no hours were reported. To determine total salaries plus wage-related costs, we added to the net hospital salaries the costs of contract labor for direct patient care, certain top management, pharmacy, laboratory, and nonteaching physician Part A services (Lines 9 and 10), home office salaries and wage-related costs reported by the hospital on Lines 11 and 12, and nonexcluded area wage-related costs (Lines 13, 14, and 18).

We note that contract labor and home office salaries for which no corresponding hours are reported were not included. In addition, wage-related costs for nonteaching physician Part A employees (Line 18) are excluded if no corresponding salaries are reported for those employees on Line 4.

**Step 3—Hours—**With the exception of wage-related costs, for which there are no associated hours, we computed total hours using the same methods as described for salaries in Step 2.

**Step 4—**For each hospital reporting both total overhead salaries and total overhead hours greater than zero, we then allocated overhead costs to areas of the hospital excluded from the wage

index calculation. First, we determined the ratio of excluded area hours (sum of Lines 8 and 8.01 of Worksheet S-3, Part II) to revised total hours (Line 1 minus the sum of Part II, Lines 2, 3, 4.01, 5, 5.01, 6, 6.01, 7, and Part III, Line 13 of Worksheet S-3). We then computed the amounts of overhead salaries and hours to be allocated to excluded areas by multiplying the above ratio by the total overhead salaries and hours reported on Line 13 of Worksheet S-3, Part III. Next, we computed the amounts of overhead wage-related costs to be allocated to excluded areas using three steps: (1) We determined the ratio of overhead hours (Part III, Line 13) to revised hours (Line 1 minus the sum of Lines 2, 3, 4.01, 5, 5.01, 6, 6.01, and 7); (2) we computed overhead wage-related costs by multiplying the overhead hours ratio by wage-related costs reported on Part II, Lines 13, 14, and 18; and (3) we multiplied the computed overhead wage-related costs by the above excluded area hours ratio. Finally, we subtracted the computed overhead salaries, wage-related costs, and hours associated with excluded areas from the total salaries (plus wage-related costs) and hours derived in Steps 2 and 3.

**Step 5—**For each hospital, we adjusted the total salaries plus wage-related costs to a common period to determine total adjusted salaries plus wage-related costs. To make the wage adjustment, we estimated the percentage change in the employment cost index (ECI) for compensation for each 30-day increment from October 14, 2000 through April 15, 2002 for private industry hospital workers from the Bureau of Labor Statistics' *Compensation and Working Conditions*. We use the ECI because it reflects the price increase associated with total compensation (salaries plus fringes) rather than just the increase in salaries. In addition, the ECI includes managers as well as other hospital workers. This methodology to compute the monthly update factors uses actual quarterly ECI data and assures that the update factors match the actual quarterly and annual percent changes. The factors used to adjust the hospital's data were based on the midpoint of the cost reporting period, as indicated below.



## MIDPOINT OF COST REPORTING PERIOD

After	Before	Adjustment Factor
10/14/2000	11/15/2000	1.07771
11/14/2000	12/15/2000	1.07273
12/14/2000	1/15/2001	1.06767
01/14/2001	02/15/2001	1.06245
02/14/2001	03/15/2001	1.05706
03/14/2001	04/15/2001	1.05168
04/14/2001	05/15/2001	1.04645
05/14/2001	06/15/2001	1.04139
06/14/2001	07/15/2001	1.03638
07/14/2001	08/15/2001	1.03134
08/14/2001	09/15/2001	1.02627
09/14/2001	10/15/2001	1.02133
10/14/2001	11/15/2001	1.01665
11/14/2001	12/15/2001	1.01224
12/14/2001	01/15/2002	1.00803
01/14/2002	02/15/2002	1.00395
02/14/2002	03/15/2002	1.00000
03/14/2002	04/15/2002	0.99610

For example, the midpoint of a cost reporting period beginning January 1, 2001, and ending December 31, 2001, is June 30, 2001. An adjustment factor of 1.03638 would be applied to the wages of a hospital with such a cost reporting period. In addition, for the data for any cost reporting period that began in FY 2001 and covered a period of less than 360 days or more than 370 days, we annualized the data to reflect a 1-year cost report. Dividing the data by the number of days in the cost report and then multiplying the results by 365 accomplish annualization.

Step 6—Each hospital was assigned to its appropriate urban or rural labor market area before any reclassifications under section 1886(d)(8)(B) or section 1886(d)(10) of the Act. Within each urban or rural labor market area, we added the total adjusted salaries plus wage-related costs obtained in Step 5 for all hospitals in that area to determine

the total adjusted salaries plus wage-related costs for the labor market area.

Step 7—We divided the total adjusted salaries plus wage-related costs obtained under both methods in Step 6 by the sum of the corresponding total hours (from Step 4) for all hospitals in each labor market area to determine an average hourly wage for the area.

Step 8—We added the total adjusted salaries plus wage-related costs obtained in Step 5 for all hospitals in the nation and then divided the sum by the national sum of total hours from Step 4 to arrive at a national average hourly wage. Using the data as described above, the national average hourly wage is \$26.3570.

Step 9—For each urban or rural labor market area, we calculated the hospital wage index value by dividing the area average hourly wage obtained in Step 7 by the national average hourly wage computed in Step 8.

Step 10—Following the process set forth above, we developed a separate Puerto Rico-specific wage index for purposes of adjusting the Puerto Rico standardized amounts. (The national Puerto Rico standardized amount is adjusted by a wage index calculated for all Puerto Rico labor market areas based on the national average hourly wage as described above.) We added the total adjusted salaries plus wage-related costs (as calculated in Step 5) for all hospitals in Puerto Rico and divided the sum by the total hours for Puerto Rico (as calculated in Step 4) to arrive at an overall average hourly wage of \$12.2568 for Puerto Rico. For each labor market area in Puerto Rico, we calculated the Puerto Rico-specific wage index value by dividing the area average hourly wage (as calculated in Step 7) by the overall Puerto Rico average hourly wage.

Step 11—Section 4410 of Public Law 105-33 provides that, for discharges on

or after October 1, 1997, the area wage index applicable to any hospital that is located in an urban area of a State may not be less than the area wage index applicable to hospitals located in rural areas in that State. Furthermore, this wage index floor is to be implemented in such a manner as to ensure that aggregate IPPS payments are not greater or less than those that would have been made in the year if this section did not apply. For FY 2005, this change affects 208 hospitals in 57 urban areas. The areas affected by this provision are identified by a footnote in Table 4A in the Addendum of this final rule.

#### G. Computation of the FY 2005 Blended Wage Index

As we proposed in the May 18, 2004, proposed rule, for the final FY 2005 wage index, we are using a blend of the occupational mix adjusted wage index and the unadjusted wage index, in order to minimize the redistributive impact of the occupational mix adjustment (as discussed in section III.C.2. of this preamble) for the first year of its implementation. Specifically, we are basing the FY 2005 wage index on a blend of 10 percent of an average hourly wage, adjusted for occupational mix, and 90 percent of an average hourly wage, unadjusted for occupational mix. Using this blend, the national average hourly wage is \$26.3624 and the Puerto Rico specific average hourly wage is \$12.2569. We chose this blend for FY 2005 in recognition that this was the first time, for the administration of the occupational mix survey, hospitals had a short timeframe for collecting their occupational mix survey data and documentation, we could not collect optimum data (that is, wages and hours data from a 1-year period for all hospitals) within the mandatory timeframe for implementing the adjustment, and we had no baseline data to use in developing a desk review program that could ensure the accuracy of the occupational mix survey data.

In addition, we are moving cautiously with implementing the occupational mix adjustment in recognition of changing trends in the hiring of nurses, the largest group in our survey. Since the enactment of section 304(c) of Public Law 106-554, the law requiring the occupational mix adjustment to the wage index, some States have implemented laws that establish floors on the minimum level of registered nurse staffing that hospitals must maintain in order to continue to be licensed and certified by the State. In addition, some rural areas that are facing a shortage of physicians may be hiring more registered nurses as

extenders or substitutes for physicians. Such trends may explain why the occupational mix impacts in section III.C.2. of this preamble are not as expected for rural areas in particular.

Further, we are using this blend because, although we want to minimize the immediate impact of the occupational mix adjustment on hospitals' wage index values, we do not want to nullify the value and intent of the occupational mix adjustment. We believe that the blended wage index we are proposing satisfies both of these goals. With only 10 percent of the wage index adjusted for occupational mix, the wage index values for 14 rural areas (21.3 percent) and 205 urban areas (53.1 percent) would decrease as a result of the adjustment. However, the decreases would be minimum; the largest negative impact for a rural area would be only 0.21 percent and for an urban area, 0.40 percent. Conversely, 31 rural areas (66 percent) and 172 urban areas (44.6 percent) would benefit from this adjustment, with 1 urban area increasing 2.2 percent and all other areas gaining 0.7 percent or less. Overall, a wage index that has only 10 percent of the salaries adjusted for occupational mix would have a minimal redistributive effect on Medicare payments to hospitals. (See Appendix A to this final rule for further analyses of the impact of the occupational mix adjustment on the FY 2005 wage index.)

The wage index values in Tables 4A, 4B, 4C, 4F, 4G, and 4H and the average hourly wages in Tables 2, 3A, and 3B in the Addendum to this final rule include the occupational mix adjustment. We note that, although we are using a blended wage index for FY 2005, at this time we are not applying an incremental phase-in of the occupational mix adjustment beyond FY 2005. The application of the occupational mix adjustment beyond FY 2005 will be determined and discussed in subsequent IPPS updates.

*Comment:* Commenters generally agreed with CMS' decision to only partially implement the occupational mix adjustment with the FY 2005 wage index. A majority of commenters supported the proposed blended wage index in which the occupational mix adjusted portion is 10 percent. A few commenters suggested other applications of the adjustment as follows:

- Lower the percent adjusted for occupational mix to 5 percent or less. In addition, CMS should not raise the percent until the occupational mix survey process is improved.

- Apply an occupational mix adjustment to only 1 percent of the wage index.

- Apply a higher percentage of the occupational mix adjustment if the results for the hospital are positive and a lower percentage if the results are negative.

- Fully apply the adjustment to hospitals that are positively impacted and use a blend of 10 percent for hospitals that are negatively impacted.

- Phase in the adjustment, for example, over a period of 10 years (apply 10 percent per year). After the adjustment is fully implemented, cap the adjustment at 2 percent. That is, an occupational mix adjusted wage index value should be no greater or less than 2 percent of what the wage index value would have been in the absence of the occupational mix adjustment.

- Hold hospitals harmless on the use of occupational mix adjustment for 3 years.

One commenter stated that CMS should impose a temporary moratorium on the use of the occupational mix data until more accurate and reliable data can be gathered and studied.

*Response:* Due to the general support we received for our proposal to base the FY 2005 wage index on a blend of 10 percent of an average hourly wage adjusted for occupational mix and 90 percent of an average hourly wage unadjusted for occupational mix, we are proceeding as proposed. As we stated above, we will determine and discuss the application of future adjustments in subsequent IPPS updates.

#### H. Revisions to the Wage Index Based on Hospital Redesignation

##### 1. General

Under section 1886(d)(10) of the Act, the Medicare Geographic Classification Review Board (MGCRB) considers applications by hospitals for geographic reclassification for purposes of payment under the IPPS. Hospitals must apply to the MGCRB to reclassify by September 1 of the year preceding the year during which reclassification is sought. Generally, hospitals must be proximate to the labor market area to which they are seeking reclassification and must demonstrate characteristics similar to hospitals located in that area. The MGCRB issues its decisions by the end of February for reclassification to become effective for the following fiscal year (beginning October 1). The regulations applicable to reclassifications by the MGCRB are located in §§ 412.230 through 412.280.

Section 1886(d)(10)(D)(v) of the Act provides that, beginning with FY 2001,

a MGCRB decision on a hospital reclassification for purposes of the wage index is effective for 3 fiscal years, unless the hospital elects to terminate the reclassification. Section 1886(d)(10)(D)(vi) of the Act provides that the MGCRB must use the 3 most recent years' average hourly wage data in evaluating a hospital's reclassification application for FY 2003 and any succeeding fiscal year.

Section 304(b) of Public Law 106-554 provides that the Secretary must establish a mechanism under which a statewide entity may apply to have all of the geographic areas in the State treated as a single geographic area for purposes of computing and applying a single wage index, for reclassifications beginning in FY 2003. The implementing regulations for this provision are located at § 412.235.

Section 1886(d)(8)(B) of the Act requires the Secretary to treat a hospital located in a rural county adjacent to one or more urban areas as being located in the MSA to which the greatest number of workers in the county commute if: the rural county would otherwise be considered part of an urban area under the standards for designating MSAs if the commuting rates used in determining outlying counties were determined on the basis of the aggregate number of resident workers who commute to (and, if applicable under the standards, from) the central county or counties of *all* contiguous MSAs. In light of the new CBSA definitions and the Census 2000 data, we undertook to identify those counties meeting these criteria. The eligible counties are identified below, as well as a discussion of counties that no longer meet the criteria under this provision.

## 2. Effects of Reclassification

Section 1886(d)(8)(C) of the Act provides that the application of the wage index to redesignated hospitals is dependent on the hypothetical impact that the wage data from these hospitals would have on the wage index value for the area to which they have been redesignated. These requirements for determining the wage index values for redesignated hospitals is applicable both to the hospitals located in rural counties deemed urban under section 1886(d)(8)(B) of the Act and hospitals that were reclassified as a result of the MGCRB decisions under section 1886(d)(10) of the Act. Therefore, as provided in section 1886(d)(8)(C) of the Act,<sup>5</sup> the wage index values were

<sup>5</sup> Although section 1886(d)(8)(C)(iv)(I) of the Act also provides that the wage index for an urban area may not decrease as a result of redesignated

determined by considering the following:

- If including the wage data for the redesignated hospitals would reduce the wage index value for the area to which the hospitals are redesignated by 1 percentage point or less, the area wage index value determined exclusive of the wage data for the redesignated hospitals applies to the redesignated hospitals.

- If including the wage data for the redesignated hospitals reduces the wage index value for the area to which the hospitals are redesignated by more than 1 percentage point, the area wage index determined inclusive of the wage data for the redesignated hospitals (the combined wage index value) applies to the redesignated hospitals.

- If including the wage data for the redesignated hospitals increases the wage index value for the urban area to which the hospitals are redesignated, both the area and the redesignated hospitals receive the combined wage index value. Otherwise, the hospitals located in the urban area receive a wage index excluding the wage data of hospitals redesignated into the area.

- The wage data for a reclassified urban hospital is included in both the wage index calculation of the area to which the hospital is reclassified (subject to the rules described above) and the wage index calculation of the urban area where the hospital is physically located.

- Rural areas whose wage index values would be reduced by excluding the wage data for hospitals that have been redesignated to another area continue to have their wage index values calculated as if no redesignation had occurred (otherwise, redesignated rural hospitals are excluded from the calculation of the rural wage index).

- The wage index value for a redesignated rural hospital cannot be reduced below the wage index value for the rural areas of the State in which the hospital is located.

## 3. FY 2005 Issues

Recent policies and decisions that will affect hospitals' geographic classifications for FY 2005 are discussed below. First, we describe decisions by

hospitals if the urban area wage index is below the wage index for rural areas in the State in which the urban area is located, this was effectively made moot by section 4410 of Pub. L. 105-33, which provides that the area wage index applicable to any hospital that is located in an urban area of a State may not be less than the area wage index applicable to hospitals located in rural areas in that State.

Also, section 1886(d)(8)(C)(iv)(II) of the Act provides that an urban area's wage index may not decrease as a result of redesignated hospitals if the urban area is located in a State that is composed of a single urban area.

the MGCRB on applications received in accordance with the ongoing reclassification process described in the regulations at §§ 412.230 through 412.280. Second, we describe the implications for reclassification decisions by the MGCRB to be effective during FY 2005 of our adoption of new MSA definitions for the FY 2005 wage index. Third, we discuss the new counties identified under the standards at section 1886(d)(8)(B) of the Act, based on the new CBSA and the Census 2000 data. Fourth, we discuss the interactions of these changes with reclassifications approved under the one-time appeal process for hospital wage index reclassifications at section 508 of Public Law 108-173. Fifth, we discuss our implementation of section 505 of Public Law 108-173. Under this provision, the Secretary must establish a new process, similar to the current wage index reclassification process, to make adjustments to the hospital wage index, based on commuting patterns of hospital employees.

### a. FY 2005 MGCRB Reclassifications

In the August 1, 2003 IPPS final rule, we indicated that hospitals submitting applications for reclassification by the MGCRB for FY 2005 should base those applications on the current (for Medicare payment purposes) MSAs (68 FR 45401). At the time this final rule was constructed, the MGCRB had completed its review of FY 2005 reclassification requests. There were 339 hospitals approved for wage index reclassifications by the MGCRB for FY 2005. Because MGCRB wage index reclassifications are effective for 3 years, hospitals reclassified during FY 2003 or FY 2004 are eligible to continue to be reclassified based on prior reclassifications to current MSAs during FY 2005. There were 55 hospitals reclassified for wage index in FY 2003 and 102 hospitals reclassified for wage index in FY 2004.

In the past, hospitals have been able to apply to be reclassified for purposes of either the wage index or the standardized amount. Existing regulations at § 412.230(a)(5)(ii) state that, after 2002, a hospital may not be reclassified for purposes of the standardized amount if the area to which the hospital seeks reclassification does not have a higher standardized amount than the standardized amount the hospital currently receives. Standardized amount reclassifications are only effective for 1 year, so hospitals must reapply every year. At the time the FY 2005 reclassification applications were due, hospitals applied on the basis that the law still provided for a higher

standardized amount for hospitals in large urban areas. However, section 401 of Public Law 108-173 established that all hospitals will be paid on the basis of the large urban standardized amount beginning with FY 2004. Consequently, all hospitals will be paid on the basis of the same standardized amount, which effectively makes standardized amount reclassifications moot, at least for purposes of the standardized amount. As a result, the MGCRB denied all applications for standardized amount reclassifications for FY 2005. In light of the fact that all hospitals are now paid on the basis of the same standardized amount, in the proposed rule, we explained our proposed method for eliminating standardized amount reclassifications. Although there could still be some benefit in terms of payments for some hospitals under the DSH adjustment for operating IPPS, section 402 of Public Law 108-173 equalized DSH payments for rural and urban hospitals, with the exception that the rural DSH adjustment is capped at 12 percent (except that rural referral centers have no cap) (a detailed discussion appears in section IV.H. of this preamble).

No commenters objected to our proposal to eliminate standardized amount reclassifications.

#### b. Implementation of New MSAs

As discussed above, we are implementing the new CBSAs for FY 2005. Under these new CBSAs definitions, many existing MSAs are reconfigured. Therefore, because hospitals applied for reclassification during FY 2005 on the basis of the MSAs currently used to define labor market areas for FY 2004, the definition of the MSA to which they have been reclassified, or the area where they are located, may have changed under our implementation. Hospitals that were reclassified for FY 2005 were asked to verify that the reclassified wage index for the labor market area into which they had been reclassified (in Table 4C in the Addendum to the May 18, 2004 proposed rule) exceeded the wage index of the labor market area where they are located (in Table 4A or 4B in the Addendum of the May 18, 2004 proposed rule) after our proposed implementation of the new MSAs. Hospitals could have withdrawn their FY 2005 reclassifications within 45 days of the publication of the proposed rule.

In some cases, the new CBSA definitions result in previously existing MSAs being divided into two or more separate MSAs. Given that the areas to which the hospitals reclassified no longer exist in FY 2005, we needed to

propose rules we could use to determine such hospitals' reclassification areas. We proposed assigning the hospital to the nearest county in the current MSA, and the hospital's FY 2005 reclassification is to the new MSA (under the CBSA definitions) that includes that county to which it has been assigned.

For example, the Ann Arbor, MI MSA currently includes the counties of Lenawee, MI; Livingston, MI; and Washtenaw, MI. Under the new CBSA definitions, the Ann Arbor, MI MSA is comprised solely of the county of Washtenaw, MI. Lenawee, MI now comprises the Adrian, MI Micropolitan Area, and Livingston, MI is now in the Warren-Farmington Hills-Troy, MI Metropolitan Division of Detroit. Therefore, a hospital that was reclassified by the MGCRB into Ann Arbor for either FY 2003, FY 2004, or FY 2005 would be assigned to either the Ann Arbor, MI MSA or the Warren-Farmington Hills-Troy, MI Metropolitan Division, depending on whether the hospital was closer to Washtenaw or Livingston (A reclassified hospital located closest to Lenawee County would be assigned to an MSA based on whether it is closer to Washtenaw or Livingston, which are still in MSAs. We would not consider Lenawee because it is now considered part of the statewide rural area.)

Reclassified hospitals that have been assigned to a new MSA are identified in Table 9A in the Addendum of this final rule by the identification of the county used to designate them. We determined that the hospital is in closest proximity to the county listed based on mapping data available to us at the time of the preparation of this final rule. Hospitals that disagreed with our determination of the closest proximate county on which to assign them to a new MSA were given the opportunity to submit a comment indicating the basis for their disagreement.

*Comment:* Many hospitals approved for reclassification under the traditional reclassification process objected to our proposal to assign hospitals to the nearest county in the MSA to which it was reclassified. Several hospitals recommended allowing hospitals to amend their FY 2005 reclassification applications or implementing the policy adopted in 1994. Others recommended that CMS consider retracting the proposal, in its entirety and, in doing so, allow hospitals to be reclassified to the area approved by the MGCRB for the full 3 years. In the September 1, 1993 final rule (58 FR 46292), the adopted methodology for effectuating FY 1994 MGCRB decisions resulted in the

assignment of hospitals to the revised labor market area that included "most or all of the counties that comprised the labor market area to which the hospital was reclassified by the MGCRB based on the current labor market area definitions." Others recommended that CMS consider retracting the proposal in its entirety and in doing so allow hospitals to be reclassified to the area approved by the MGCRB for the full 3 years.

Finally, two sets of hospitals commented on special circumstances that would arise under the rule as proposed. One group of hospitals from Rhode Island commented that the nearest county proposal does not take into consideration instances where a hospital or group of hospitals reclassified to an area defined under the old MSA definitions is assigned to the nearest county which, under the new definitions, is in its own home MSA. In another situation, a group of hospitals in the Midwest described a situation where, under the new definitions, the MSA the hospitals reclassified to splits and the hospitals are assigned to the MSA that contains the nearest county from the old MSA. In some cases, a hospital may also satisfy the normal distance requirement for reclassification into one or more of the new MSAs that were once part of the old MSA. In these cases, the commenter believed that a hospital should be permitted to reclassify to any MSA that was once part of the old MSA for which it meets the normal proximity requirement.

*Response:* We acknowledge that the new MSA designations have considerable effect on hospital geographic reclassifications under both section 1886(d)(8)(B) and 1886(d)(10) of the Act. Because the MGCRB reclassifications approved for FY 2005 and prior years are based on the old MSA designations, it was necessary to reconcile (as we did with the FY 1994 reclassification decisions) the processes of implementing the new MSA designations with the MGCRB decisions for FY 2003, FY 2004, and FY 2005. As was the case with the implementation of new MSA definitions in FY 1994, we have sought to implement the MGCRB decisions in the manner that is most consistent with implementing the new labor market areas. As we stated in the May 25, 1993 proposed rule (58 FR 30234), " \* \* \* we believe that in reconciling the two processes, we must balance our obligation to implement the reclassifications prescribed by the MGCRB's decisions with our duty to implement the new labor market areas in as uniform a manner as possible. Thus, we believe that when a hospital

has been reclassified based on the old MSA definitions, payment to the hospital should be based on the new MSA definition most compatible with the reclassification decision." On the basis of our evaluations, we decided not to employ the FY 1994 reclassification assignment rule. This is because doing so would have led in many cases to anomalous results in the context of the current MSA changes. For example, we needed to take in account instances where MSAs split, creating smaller MSAs on the boundaries of what was the old MSA. If we were to apply the FY 1994 rule to the new MSA designations, many hospitals would have been reclassified into MSAs farther away than a new bordering MSA. We believe this would have been inconsistent with the proximity rules that govern reclassifications.

However, the commenters on the two situations described above persuade us that two refinements to the basic rule are appropriate.

- We will assign the hospital or group of hospitals previously reclassified in accordance with sections 1886(d)(8)(B) and 1886(d)(10) of the Act to an MSA that is splitting, to the MSA outside the hospital's own MSA that contains the nearest county from the old MSA. For example, under the new MSA designations, the Boston-Worcester-Lancaster-Lowell-Brockton, MA-NH NECMA was split into several new MSAs. The reclassification of Rhode Island hospitals to the old Boston NECMA resulted, under our proposal, in an assignment to the Providence-New Bedford-River Falls, RI-MA MSA, their home MSA. This is because the nearest proximate county of the old Boston NECMA, Bristol County, is now part of the Providence-New Bedford-River Falls, RI-MA MSA. Under this revision, the Rhode Island hospitals approved for reclassification for FY 2005 will be assigned to the Boston-Cambridge-Quincy, MA-NH MSA, the nearest outside MSA that contains a county from the old Boston-Worcester-Lancaster-Lowell-Brockton, MA-NH NECMA.

- In cases where a hospital (or group of hospitals) was reclassified under section 1886(d)(8)(B) or section 1886(d)(10) of the Act to an MSA that has been split, the hospital may be reclassified to any MSA containing counties from the old MSA reclassification provided that the hospital demonstrates that it meets the applicable proximity requirements in 42 CFR 412.230(b) and (c) (for individual hospitals), § 412.232(a)(1) (for a rural group), and § 412.234(a)(2) and (a)(3)

(for an urban group) or in relation to the MSA.

We have changed the reclassification assignments for hospitals that brought this situation to our attention. Hospitals in this situation that wish to be reassigned to the nearest alternate county, for which they meet the applicable proximity criteria, may notify us in writing within 30 days of the date of publication of this final rule. The notification should contain:

- The hospital's name and street address.
- The hospital's provider number.
- The name, title, and telephone number of a contact person.
- The area (name and MSA number) identified in the FY 2005 reclassification application and the name and MSA number of the "assigned" area.
- Documentation certifying that they meet the requisite proximity requirement for assignment to the nearest alternate county.

We also note that the 1-year transition blend that we have adopted for FY 2005 will have the effect of giving hospitals that would experience a decrease in wage index due to the new MSA designations, 50 percent of the wage index determined using the old area definitions for MSAs to which the hospital reclassified, and 50 percent of the wage index determined using the new area definition for the MSA to which the hospital is assigned in this final rule. This provision will mitigate any negative effects of the new labor market areas on reclassifying hospitals and all other hospitals.

*Comment:* One commenter suggested that CMS provide that a hospital will not lose SCH status, or other special designations that are dependent upon being located in a rural area, by being redesignated into an MSA. The commenter further elaborated that the loss of SCH status can have profound implications for a hospital, including loss of special payment under the hospital inpatient and outpatient payment systems and loss of favorable treatment for purposes of geographic reclassification. The commenter recommended that CMS provide that hospitals with SCH status that are redesignated into an urban area will maintain SCH status. The commenter also recommended that, likewise, CMS provide that these hospitals will continue to be eligible for hold-harmless payments under the outpatient PPS, even though these hospitals will no longer be physically located in an urban area.

*Response:* The regulations at § 412.103(a)(3) provide for a hospital

located in an urban area to be reclassified as a rural hospital if it would qualify as an SCH if it were located in a rural area, or if it meets any of the other conditions specified. Because any reclassification under this provision is effective as of the filing date of the application, existing SCHs that have been redesignated to urban areas and otherwise meet all of the requirements for SCH status could retain their SCH designation by filing an application for reclassification as rural with their CMS Regional Office before October 1, 2004.

In order to retain its SCH status when the area in which it is located is redesignated from rural to urban, a hospital must apply for reclassification as rural under the regulations at § 412.103(a). Section 412.103(a) specifies that a prospective payment hospital that is located in an urban area may be reclassified as a rural hospital if it submits a complete application and meets any of the specified conditions, including § 412.103(a)(3), which states, "The hospital would qualify as a rural referral center as set forth in § 412.96, or as a sole community hospital as set forth in § 412.92, if the hospital were located in a rural area." A hospital seeking reclassification under this section must submit a complete application in writing to its CMS Regional Office. Because any reclassification under this provision is effective as of the filing date of the application, existing SCHs that have been redesignated to urban areas effective October 1, 2004, and otherwise meet all of the requirements for SCH status, could retain their SCH designation, without a break in status, by filing an application for reclassification as rural with their CMS Regional Office before October 1, 2004.

We note that a hospital located in an urban area and more than 35 miles from other like hospitals would qualify as an SCH under § 412.92(a). In order to retain its SCH status by qualifying as an urban SCH under this provision, a hospital must submit an application to its fiscal intermediary, in accordance with the classification procedure at § 412.92(b). According to that procedure, the fiscal intermediary would review the request and send the request, with its recommendation, to the CMS Regional Office responsible for the hospital. The CMS Regional Office would review the request and the fiscal intermediary's recommendation and notify the fiscal intermediary of its approval or disapproval. SCH status is effective 30 days after the date of CMS' written notification to the fiscal intermediary. Therefore, written notification dated by

September 1, 2004, would be effective by October 1, 2004.

We note that comments regarding the hospital outpatient PPS will need to be addressed as part of the outpatient prospective payment system rule that is under development.

*Comment:* One commenter requested CMS to clarify that rural RRCs will not lose that status when they become urban.

*Response:* Section 4202(b) of Public Law 105-33 states, in part, "Any hospital classified as a rural referral center by the Secretary \* \* \* for fiscal year 1991 shall be classified as such a rural referral center for fiscal year 1998 and each subsequent year." In the August 29, 1997 final rule with comment period, we reinstated RRC status for all hospitals that lost the status due to triennial review or MGCRB reclassification, but not to hospitals that lost RRC status because they were now urban for all purposes because of the OMB designation of their geographic area as urban (62 FR 45999).

However, subsequently, in the August 1, 2000 final rule, we indicated we were revisiting that decision (65 FR 47089). Specifically, we stated we would permit hospitals that previously qualified as an RRC and that lost their status due to OMB redesignation of the county in which they are located from rural to urban to be reinstated as an RRC. This policy extends to RRCs located in counties that become urban as a result of the new MSAs implemented in this final rule.

*Comment:* One commenter suggested that CMS utilize its broad discretion under the Act to designate urban hospitals as RRCs for purposes of geographic reclassification if such hospitals reflect the same characteristics of those facilities currently designated urban RRCs. The commenter stated that, otherwise, CMS will fail in its desire to treat all RRCs equally and will continue to significantly disadvantage other urban hospitals that play the same

critical role in treating Medicare rural beneficiary populations. The commenter suggested designating any hospital meeting the criterion of § 412.103(a)(3) as it relates to RRCs as an urban RRC for geographic reclassification purposes.

*Response:* While CMS has broad discretion regarding establishing criteria for geographic reclassification purposes under section 1886(d)(10) of the Act, we are limited in designating a hospital as an RRC. Section 1886(d)(5)(C)(I) of the Act limits the Secretary to giving RRC status to a hospital that is classified as a rural hospital (with certain exceptions for previously designated RRCs, as noted above). In other words, CMS is, in fact, limited from granting first-time RRC status to a hospital that is not classified as a rural hospital.

*Comment:* Another commenter stated that some hospitals, due to geography and market size, are located in an urban area but serve a high number of rural patients. The commenter further stated that CMS noted RRCs play a significant role in treating Medicare beneficiaries from rural areas, whether or not a particular hospital is physically located in a rural or urban area. The commenter asked that CMS review the RRC criteria and revise it so that urban hospitals can qualify for RRC status and be on the same level as their urban RRC counterparts.

*Response:* There is already a regulatory provision for these urban hospitals that are like RRCs to obtain that status by first being reclassified as rural. Section 412.103(a)(3) provides for hospitals that would otherwise qualify as an RRC if they were rural to be reclassified as rural.

#### c. Redesignations Under Section 1886(d)(8)(B) of the Act

Beginning October 1, 1988, section 1886(d)(8)(B) of the Act required us to treat a hospital located in a rural county adjacent to one or more urban areas as being located in the MSA to which the greatest number of workers in the

county commute, if the rural county would otherwise be considered part of an urban area under the standards published in the *Federal Register* on January 3, 1980 (45 FR 956) for designating MSAs (and for designating NECMAs), and if the commuting rates used in determining outlying counties (or, for New England, similar recognized areas) were determined on the basis of the aggregate number of resident workers who commute to (and, if applicable under the standards, from) the central county or counties of all contiguous MSAs (or NECMAs). Hospitals that met the criteria using the January 3, 1980 version of these OMB standards were deemed urban for purposes of the standardized amounts and for purposes of assigning the wage data index.

Section 402 of Public Law 106-113 provides that, with respect to FYs 2001 and 2002, a hospital may elect to have the 1990 standards applied to it for purposes of section 1886(d)(8)(B) of the Act and that, beginning with FY 2003, hospitals will be required to use the standards published in the *Federal Register* by the Director of OMB based on the most recent decennial census. We implemented section 402 in the August 1, 2001, *Federal Register* (66 FR 39868). However, at that time, updated standards based on the Census 2000 data were not available.

For FY 2005, we are using OMB's 2000 CBSA standards and the Census 2000 data to identify counties qualifying under section 1886(d)(8)(B) of the Act for FY 2005. The number of qualifying counties, shown in the following chart, increases from 28 to 98. As we proposed, we are providing that, effective for discharges on or after October 1, 2004, hospitals located in the rural counties listed in the first column of the following table will be redesignated for purposes of assigning the wage index to the urban area listed in the second column.

BILLING CODE 4120-01-P

**Chart 6.--Counties Redesignated as Urban under  
Section 1886(d)(8)(B) of the Act  
(Based on CBSAs and Census 2000 Data)**

Rural County	MSA
Cherokee, AL	Rome, GA
Macon, AL	Auburn, AL
Talladega, AL	Anniston, AL
Hot Spring, AR	Hot Spring, AR
Litchfield, CT	Hartford, CT
Windham, CT	Hartford, CT
Bradford, FL	Gainesville, GA
Flagler, FL	Deltona-Daytona Beach-Ormond Beach, FL
Hendry, FL	Miami, FL
Levy, FL	Gainesville, FL
Walton, FL	Ft. Walton, Beach, FL
Banks, GA	Gainesville, FL
Chattooga, GA	Chattanooga, TN-GA
Jackson, GA	Atlanta, GA
Lumpkin, GA	Atlanta, GA
Morgan, GA	Atlanta, GA
Peach, GA	Macon, GA
Polk, GA	Atlanta, GA
Talbot, GA	Columbus, GA-AL
Bingham, ID	Idaho Falls, ID
Christian, IL	Springfield, IL
DeWitt, IL	Bloomington-Normal, IL
Iroquois, IL	Kankakee, IL
Logan, IL	Springfield, IL
Mason, IL	Peoria, IL
Ogle, IL	Rockford, IL
Clinton, IN	Lafayette, IN
Henry, IN	Indianapolis, IN
Spencer, IN	Evansville, IN-KY
Starke, IN	Chicago, IL-IN
Warren, IN	Lafayette, IN
Boone, IA	Ames, IA
Buchanan, IA	Waterloo, IA
Cedar, IA	Iowa City, IA
Allen, KY	Bowling Green, KY
Assumption Parish, LA	Baton Rouge, LA
St. James Parish, LA	Baton Rouge, LA
Allegan, MI	Holland, MI
Montcalm, MI	Grand Rapids, MI
Oceana, MI	Muskegon, MI
Shiawassee, MI	Lansing, MI
Tuscola, MI	Saginaw, MI
Fillmore, MN	Rochester, MN

Rural County	MSA
Dade, MO	Springfield, MO
Pearl River, MS	Biloxi-Gulfport, MS
Caswell, NC	Burlington, NC
Granville, NC	Durham, NC
Harnett, NC	Raleigh, NC
Lincoln, NC	Charlotte NC-SC
Polk, NC	Spartanburg, NC
Los Alamos, NM	Sante Fe, NM
Lyon, NV	Carson City, NV
Cayuga, NY	Syracuse, NY
Columbia, NY	Albany, NY
Genesee, NY	Rochester, NY
Greene, NY	Albany, NY
Schuyler, NY	Ithaca, NY
Sullivan, NY	Poughkeepsie-Newburgh, NY
Wyoming, NY	Buffalo, NY
Ashtabula, OH	Cleveland, OH
Champaign, OH	Springfield, OH
Columbiana, OH	Youngstown, OH-PA
Cotton, OK	Lawton, OK
Linn, OR	Corvallis, OR
Adams, PA	York, PA
Clinton, PA	Williamsport, PA
Greene, PA	Pittsburgh, PA
Monroe, PA	New York-Newark, NY-NJ-CT
Schuylkill, PA	Reading, PA
Susquehanna, PA	Binghamton, NY-PA
Clarendon, SC	Sumter, SC
Lee, SC	Sumter, SC
Oconee, SC	Greenville, SC
Union, SC	Spartanburg, SC
Meigs, TN	Cleveland, TN
Bosque, TX	Waco, TX
Falls, TX	Waco, TX
Fannin, TX	Dallas-Fort Worth-Arlington, TX
Grimes, TX	College Station-Bryan, TX
Harrison, TX	Longview, TX
Henderson, TX	Dallas-Fort Worth-Arlington, TX
Milam, TX	Austin, TX
Van Zandt, TX	Dallas-Fort Worth-Arlington, TX
Willacy, TX	Brownsville, TX



Rural County	MSA
Buckingham, VA	Charlottesville, VA
Floyd, VA	Blacksburg, VA
Middlesex, VA	Virginia Beach, VA
Page, VA	Harrisonburg, VA
Shenandoah, VA	Winchester, VA
Island, WA	Seattle, WA
Mason, WA	Olympia-Lacey, WA
Wahkiakum, WA	Longview, WA-OR
Jackson, WV	Charleston, WV
Roane, WV	Charleston, WV
Green, WI	Madison, WI
Green Lake, WI	Fond du Lac, WI
Jefferson, WI	Milwaukee, WI
Walworth, WI	Chicago, IL-IN

## BILLING CODE 4120-01-C

As in the past, hospitals redesignated under section 1886(d)(8)(B) of the Act are also eligible to be reclassified to a different area by the MGCRB. Affected hospitals were requested to compare the reclassified wage index for the labor market area in Table 4C in the Addendum of the proposed rule into which they have been reclassified by the MGCRB to the wage index for the area to which they are redesignated under section 1886(d)(8)(B) of the Act. Hospitals were given the opportunity to withdraw from an MGCRB reclassification within 45 days of the publication of the proposed rule.

When we apply the OMB 2000 CBSA standards, 16 rural counties no longer meet the qualifying criteria to be redesignated, either because they are now included in a metropolitan area (with the exception of Barry, MI and Cass, MI, most of the counties are now in the metropolitan area in which they were grouped in accordance with section 402) or they fail to meet the 25-percent cumulative out-migration threshold when we apply the new OMB standards. Counties that are now identified as metropolitan are: Chilton, AL; Macoupin, IL; Piatt, IL; Brown, IN; Carroll, IN; Jefferson, KS; Barry, MI; Cass, MI; Ionia, MI; Greene, NC; Preble, OH.

Counties that failed to meet the 25-percent threshold are: Marshall, AL; Putnam, FL; Wilson, NC; Van Wert, OH; and Lawrence, PA.

*Comment:* Several commenters expressed concern with our proposed adoption of the OMB area designations and the impact on county designations governed by section 1886(d)(8)(B). Specifically, these commenters objected to the proposed adoption because use of

the 2000 Census data to develop the revised designations resulted in five counties no longer meeting the qualifying criteria for section 1886(d)(8)(B) county designation. The commenters argue that because they were not given adequate notice that these counties were in danger of losing their section 1886(d)(8)(B) county designation, the abrupt decrease will have a significant impact on operations. The commenters are requesting that CMS extend the three-year hold harmless transition to hospitals located in those counties losing their section 1886(d)(8)(B) county designation.

*Response:* In the proposed rule, to help alleviate dramatic negative impacts in payment for hospitals designated as urban under the old MSA standards, but slated to be classified as rural, we proposed to implement a 3-year hold harmless transition period that would allow these hospitals to maintain their assignment to the MSA where they are currently located for FY 2005, FY 2006, and FY 2007. Specifically, we will assign these hospitals, as we did in the proposed rule, the prereclassified wage index of the urban area to which they currently belong. (For purposes of wage index computation, the wage data of these hospitals will remain assigned to the statewide rural area in which they are located.) We are finalizing this policy in the final rule. We did not propose that the transition period apply to hospitals located in those counties losing their designation under section 1886(d)(8)(B). Consistent with our longstanding policy that counties redesignated under section 1886(d)(8)(B) of the Act, are considered urban for purposes of the standardized amount, we are extending the 3-year transition to the hospitals located in

counties formerly designated as urban under 1886(d)(8)(B), because the hospitals are, in fact, losing their designated urban status. We are using the wage data from these hospitals as part of setting the rural wage index. The higher wage indexes these hospitals are receiving are being taken into consideration in determining whether they qualify for the out-commuting adjustment and the amount of any adjustment. During this 3-year transition period, these hospitals are eligible to apply for reclassification by the MGCRB. In FY 2008, these hospitals will receive their statewide rural wage index. Thus, the hospital would not be eligible, for example, for a large urban add-on under capital PPS. Thus, it is the wage index, but not the urban or rural status of the hospitals, that is being affected by this transition.

*Comment:* Commenters indicated that CMS utilized an older 2000 Census Crosswalk that has since been updated in December of 2003. Commenters wanted to know whether or not CMS intends to use this updated crosswalk for the final regulation.

*Response:* Our initial investigation and analysis of the impact of the new metropolitan areas began in the early fall of 2003. In the process of this analysis, the update of the crosswalk was overlooked and was not incorporated into the proposed rule. We have updated the crosswalk for this final regulation and, therefore, the updates are incorporated in the calculations and the subsequent output in the tables.

*Comment:* Commenters noted that CMS improperly classified Merrimack, NH and Litchfield, CT. These counties are "deemed urban" and, therefore, must be included in an urban area.

*Response:* We recognize this oversight. Based on the strongest commuting ties, we have incorporated Merrimack, NH into the Manchester-Nashua, MA MSA (31700), and Litchfield, CT has been placed into the Hartford-West Hartford-East Hartford, CT MSA (25540).

*Comment:* Commenters expressed opposition to and support of the decision to not adopt micropolitan areas. They indicated that the financial and reimbursement impact of using these areas is unknown at this time, and it appears that further consideration of the effects of these changes by CMS is necessary. Some commenters argued that those micropolitan areas that were previously included in a metropolitan area are now unjustly dubbed "rural."

*Response:* We have provided hospitals in urban counties now designated as micropolitan and therefore rural as "hold harmless," assigning them the urban wage index for the MSA from which they came. We will continue to review the role of micropolitan areas in the development of labor market areas for the purposes of the wage index.

#### d. Reclassifications Under Section 508 of Public Law 108-173

Under section 508 of Public Law 108-173, a qualifying hospital may appeal the wage index classification otherwise applicable to the hospital and apply for reclassification to another area of the State in which the hospital is located (or, at the discretion of the Secretary, to an area within a contiguous State). Hospitals were required to submit their applications by February 15, 2004. We implemented this process through notices published in the *Federal Register* on January 6, 2004 (69 FR 661) and February 13, 2004 (69 FR 7340). Such reclassifications are applicable to discharges occurring during the 3-year period beginning April 1, 2004 and ending March 31, 2007. Under section 508(b), reclassifications under this process do not affect the wage index computation for any area or for any other hospital and cannot be effected in a budget neutral manner.

The applications submitted under this process were reviewed and decided upon by the MGCRB. The MGCRB issued notifications of its decisions on April 16, 2004. Reclassifications under this one-time appeal process interact with: FY 2005 MGCRB reclassification decisions under the ongoing reclassification process described in the regulations at §§ 412.230 through 412.280; the implementation of the new MSA definitions; and the new

redesignations under section 1886(d)(8)(B) of the Act.

In the notices implementing this process, we indicated that, with limited exceptions, hospitals eligible for reclassification under section 508 of Public Law 108-173 are not otherwise reclassified, effective for discharges on or after October 1, 2004. Therefore, aside from the exceptions specified in the notices, hospitals reclassified under this one-time appeal process were not otherwise reclassified by the MGCRB for FY 2005. For the hospitals exempted from the "not otherwise classified" requirement and that received a section 508 reclassification under the one-time appeal process, the section 508 takes precedence over any other MGCRB reclassification. We show the reclassifications effective under the one-time appeal process in Table 9B, in the Addendum to this final rule.

*Comment:* One hospital commented that the proposed adoption of the new MSA designations will result in the hospital being located in a county that has been incorporated, under the new designations, into the MSA to which they were approved for reclassification. Because they will now be located in the area to which they were granted reclassification, the hospital argued that its FY 2005 reclassification is, in effect, moot.

*Response:* We acknowledge that there are situations where hospitals that have been reclassified by the MGCRB are located in counties that have been incorporated, under the new designations, into the area to which the hospitals were approved for reclassification. As a result, hospitals in this situation are already located in the area to which they requested to be reclassified. In this case, under the new designations, these hospitals will be paid by virtue of this change based on the payment rates applicable to the requested area and their wage data will be reflected in the wage index for that area. Although we have acknowledged above that hospitals reclassified to MSAs that split need not be reclassified back into their home area, that rule would not apply in the situation raised by the commenter. In the commenter's case, the area to which it reclassified has now been expanded to absorb the hospital's home county. Thus, we need not identify an area that can serve as a substitute for the reclassification area. Rather, there is no need for the hospital to reclassify when it now is originally classified into its desired area.

*Comment:* Several hospitals approved for reclassification under section 508 objected to our proposal regarding the treatment of hospitals that were

reclassified under section 508 to areas that have since divided because of implementation of the new labor market definitions. As we discuss in further detail in section III.H.3.b. above, in some cases, the new CBSA definitions result in previously existing MSAs being divided into two or more separate MSAs. Given that the areas to which the hospitals reclassified no longer exist in FY 2005, we proposed assigning the hospital to the nearest county in the current MSA, and the hospital's FY 2005 reclassification is to the new MSA (under the CBSA definitions) that includes that county to which it has been assigned. The hospitals argue that consistent with section 508, when a previous labor market area has split into several different areas, they should be permitted to select the area to which to reclassify.

*Response:* We appreciate the commenters' suggestions and their interest in this matter. Based on those comments, and on a careful review of the provisions of section 508, we have decided to change our proposed policy in the limited case of hospitals that reclassified in accordance with section 508 to areas that, because of the new labor market definitions, have now been divided into several areas. Because section 508(a)(1) of Public Law 108-173 allows a hospital to appeal its wage area classification to the Board and "select another area within the state (or, at the discretion of the Secretary, to a contiguous State) to which to be reclassified," we believe, in these limited circumstances, a hospital should be permitted to select the area into which it should be reclassified. Specifically, a hospital reclassified under the section 508 process to an MSA that, under the new labor market definitions, divided into several areas, will be given the opportunity to select which of those areas it wishes to reclassify to. We believe this is in keeping with the statutory intent of section 508. To effect the selection, we will automatically assign these hospitals to the divisor MSA with the highest wage index. Hospitals reclassified under the one-time appeals process that have been assigned to a new MSA are identified in Table 9B, column 7, in the Addendum of this final rule. If these hospitals disagree with our selection, they must submit to us, in writing, a request to select a different divisor area. Requests must be received by us within 30 days of publication of this final rule. Requests should be sent to the following address: Centers for Medicare and Medicaid Services, Center for Medicare Management, Hospital and Ambulatory

Policy Group, Division of Acute Care, Mailstop C4-08-06, 7500 Security Boulevard, Baltimore, Maryland 21244-1850. Attn: Section 508 Appeals.

In the proposed rule, we also stated that hospitals reclassified under the section 508 one-time appeal process that are also in counties identified under the redesignation process in accordance with section 1886(d)(8)(B) of the Act were asked to compare the wage index applicable to the area to which they were reclassified under section 508 with the wage index applicable to the area to which they were redesignated under section 1886(d)(8)(B) of the Act, if those areas are different. Again, affected hospitals were allowed to withdraw their one-time appeal process reclassifications within 45 days of the publication of the proposed rule.

*Comment:* A hospital association expressed concern that, due to our proposal to implement the new CBSAs, hospitals granted a reclassification under section 508 of Public Law 108-173 or the traditional MGCRB reclassification process may realize little or no benefit from the reclassification. The association stated that the requirement that a hospital base its decision to withdraw an existing reclassification is "unnecessary" and "unfair" because it requires the hospital to "give up" the reclassification when there exists the possibility that changes effected in the final rule could result in the reclassification being beneficial. The association believed that, for hospitals reclassified under section 508 or the traditional MGCRB process, we should automatically apply the higher wage index for each hospital, with no action required by the hospital. Many other commenters recommended that CMS allow reclassifying hospitals 30 days after publication of the final rule to withdraw their reclassification requests.

*Response:* In the August 1, 2001 final rule, we included a detailed discussion of the withdrawal, termination, and cancellation procedures for reclassified hospitals (66 FR 39887). In that rule, we stated that a hospital may cancel a previous withdrawal or termination of a 3-year wage index reclassification by submitting written notice of intent to the MGCRB no later than the deadline for submitting reclassification applications effective at the start of the following fiscal year. This provision allows the hospital to reinstate the original reclassification for the wage index. As we stated in the August 1, 2001 final rule, we provided this option so that "a hospital that later discovers that the withdrawal of its approved wage index reclassification was disadvantageous would have the ability

to reinstate its MGCRB approval for the wage index for the remaining years in the 3-year term." Even in light of the existing provision, we are persuaded by the comments received in response to the proposed rule, in this limited circumstance, to allow hospitals a 30-day period where they can make final, informed determinations regarding whether to maintain or withdraw their existing reclassification on the basis of the information published in the final rule. This 30-day period is also applicable to those hospitals that adhered to the established process and notified the MGCRB of their decision to withdraw or terminate their section 1886(d)(10) or section 508 reclassification. Hospitals will have 30 days after the publication date of this rule to submit, in writing, to the MGCRB a request to withdraw their reclassification request or to rescind their previous withdrawal or termination request.

#### e. Wage Index Adjustment Based on Commuting Patterns of Hospital Employees (Section 505 of Pub. L. 108-173)

Section 505 of Public Law 108-173 established new section 1886(d)(13) of the Act. The new section 1886(d)(13) requires that the Secretary establish a process to make adjustments to the hospital wage index based on commuting patterns of hospital employees. The process provides for an increase in the wage index for hospitals located in certain counties that have a relatively high percentage of hospital employees who reside in the county but work in a different county with a higher wage index. Such adjustments to the wage index are effective for 3 years beginning with discharges occurring on or after October 1, 2004. Adjustments under this provision are not subject to the inpatient PPS budget neutrality requirements at section 1886(d)(3)(E) or section 1886(d)(8)(D) of the Act.

The Secretary is required to establish criteria to identify "qualifying counties," and hospitals located in such qualifying counties are to receive an adjustment to their wage index. Section 1886(d)(13)(B)(i) of the Act directs the Secretary to establish a threshold percentage difference between the county's wage index and the weighted average of the wage indexes of the surrounding higher wage index area(s) to which hospital employees commute that must be met in order for the county to qualify. Section 1886(d)(13)(B)(ii) of the Act specifies that the Secretary is also to establish the minimum out-migration threshold in order to qualify, which may not be less than 10 percent.

Section 1886(d)(13)(iii) of the Act requires that the average hourly wage for all hospitals in the county must be equal to or exceed the average hourly wage for all hospitals in the labor market area. Section 1886(d)(13)(E) of the Act indicates this process may be based on the process used by the MGCRB. This section also gives the Secretary the authority to require hospitals to submit data necessary to implement this provision, or to use other data sources as available.

Hospitals located in counties that qualify for the payment adjustment are to receive an increase in the wage index that is equal to a weighted average of the differences between the wage indexes of the MSA(s) with higher wage indexes and the wage index of the resident county, weighted by the overall percentage of hospital workers residing in the qualifying county who are employed in any MSA with a higher wage index. We have employed the prereclassified wage indexes in making these calculations. We also are not taking into account any of the transition payments that are being used to account for the change in labor market definitions announced by CMS. We believe it is reasonable to interpret the term "wage index" in section 1886(d)(13)(D) to mean the prereclassified, preadjusted wage index. In response to comment, we discuss below our reasons for using the prereclassified wage indexes in both identifying higher wage index areas and in calculating the out-migration adjustment. We believe that it is also reasonable to interpret "wage index" under section 1886(d)(13) as applying solely to the wage index that exists using the most recent CMS definitions for labor market areas. Section 505 is a new provision, first being implemented for FY 2005, and we do not believe it is necessary to incorporate transitional wage index payments, when there is no transition necessary. Hospitals were fully able to assess the implications of the new labor market areas on implementation of section 505 through review of the proposed rule. Thus, the higher wage index areas will be identified, and the out-migration adjustment will be calculated without taking into account the effect on wage index caused by either of our transitional rules. We include a detailed discussion of these transitional rules in section III.B.3. of this preamble. The wage index increase is effective for 3 years, unless a hospital requests to waive the application of the payment adjustment. Hospitals that receive this payment adjustment are not eligible for

reclassification under section 1886(d)(8) or section 1886(d)(10) of the Act.

(1) Data

To implement this provision, we analyzed commuting data compiled by the U.S. Census Bureau. The data derive from a special tabulation of Census 2000 journey-to-work data, compiled from responses to the long-form (sample) census survey questions on where people worked. When the Census conducts its decennial survey, each household receives either a short form or a long form. On average, about 1 in every 6 households receive the long form. The results from the long form are used to formulate descriptive population estimates. Thus, the data set is based on the Census 2000 sample and represents estimates of the actual figures that would be obtained from a complete count.

The data provide information about commuting patterns of workers at the county level for residents of the 50 States and the District of Columbia. Each record within the data set represents a combination of a particular resident county, a workplace county, and a particular industry category. Thus, the record shows the county-of-residence by county-of-work commuter flows. The resident county represents the county where the worker resides, while the workplace county represents the county where the worker works. The industry category associated with workers is based on the 108 Industrial Structure codes developed by the Bureau of Economic Analysis. These Industrial Structure codes break down economic activities by defining industries (such as "fabricated metal product manufacturing," "legal services," and "gasoline stations"). We limited the data set to those employees working in the category designated "hospitals" (BEA code 622000).

Using these data, we are able to identify the total number of hospital workers who live in each county and the number of workers within that county who commute to hospitals in other counties. For example, the data can be used to determine that, from a sample of 100 hospital employees who live in County A, 50 commute to work at hospitals within County A, 20 commute to work at hospitals within County B, and 30 commute to work at hospitals within County C.

There are some intrinsic limitations to the data. The file shows the weighted worker estimate for flows using a threshold or minimum size of 50 unweighted worker (from all industry codes) records. This means that only county-to-county flows that are

comprised of at least 50 unweighted worker records are shown in this file. The Census Bureau omitted all other county-to-county flows from the file for confidentiality reasons. While this could eliminate the workflows of some hospital residents, we believe the eliminations would not have a major impact on the policy.

When Census calculated this special tabulation, the estimates of workers numbering from 1 through 7 have been rounded to 4. Values of 8 or greater have been rounded to the nearest multiple of 5, unless the estimate already ended in 5 or 0, in which case it was not changed. In addition, in this special tabulation, workers are defined as people 16 years and older who were employed and at work during the Census long form reference week. This is the week prior to when the questionnaire was filled out, which was the last week of March 2000 for most people.

In addition, because these data derive from the decennial census, the data file will not change until the census is taken again in 2010. This does not mean that the list of qualifying counties will not change from year to year. The out-migration percentage for each county is a function both of the commuting data and changes in the wage index values. Because the wage indexes associated with each work and resident county change each year, a county's out-migration percentages can still vary each year because a higher wage index area in one year, might not be a higher wage index area in the next year. For example, if 100 hospital employees living in County A (wage index 1.00 in FY 2004) commute to County B (wage index 1.10 in FY 2004), then County B would be a higher wage index area for 2004. If in FY 2005, County A's wage index increases to 1.02 and County B's wage index decreases to 1.01, those 100 workers commuting from County A to County B will not be commuting to a higher wage index area for 2005. Consequentially, County A's out-migration percentage would decrease from 100 percent in 2004 to 0 percent in 2005. These normal changes in wage index values could also result in a county not deemed a qualifying county for FY 2005, becoming a qualifying county in FY 2006 or later.

We believe these data provide a useable data source to implement this provision. However, in the May 18, 2004 proposed rule, we solicited comments on the availability and value of alternative data sources. Although the statute authorizes the Secretary to require all hospitals to submit data on the commuting patterns of their employees, such a requirement would

be a major undertaking for the hospital industry and CMS. It was not possible to pursue this approach in time to implement the provision by FY 2005. However, in addition to soliciting comments on the merits of relying on the Census data, we welcomed comments on the feasibility of surveying hospitals on the residence and commuting patterns of all their hospital employees for purposes of developing future year adjustments.

*Comment:* One commenter questioned whether it would be possible in future years to update commuting data using data from U.S. Census Bureau's American Community Survey (ACS) rather than using data from the 2000 census.

*Response:* The ACS is part of the U.S. Census Bureau's effort to streamline and improve the census, and is intended to replace the long form and provide some demographic information every year instead of once every 10 years. Starting in July 2004, 1 in every 480 households throughout America will receive and be asked to participate in the survey each month. Since this is a new initiative, we are unable to determine whether the data that will be collected is appropriate for use in calculating the out-migration adjustment. However, as the U.S. Census Bureau moves forward with this initiative, we will continue to monitor the initiative's progress and evaluate the feasibility of using data from the ACS to calculate the out-migration adjustment.

*Comment:* Several comments stated that the commuting data does not reflect the "new potential for increased commuting," in a specific instance where a county used to be part of an MSA, but no longer is due to the new MSA definitions. The commenters stated that the reduced reimbursement resulting from the new MSA definitions will create the potential for increased commuting in future years, even though the county qualified for an out-migration adjustment. The commenters recommended we "adjust the commuting index to a more appropriate value based on opportunity and not based solely on historical data."

*Response:* The commenters did not provide suggestions on how we would consistently measure the "opportunity" for increased commuting. Therefore, we are unable to address the commenters' concerns at this time. As we stated in the proposed rule, we will use the decennial census in order to determine commuting rates. We note that as part of its new definitions of statistical areas, OMB takes into account the level of commuting. Thus, the new areas should reflect any increased commuting that

has already occurred from one county to another.

*Comment:* One commenter stated that it is unclear as to how we will measure commuting patterns and determine the applicability of the wage index adjustment. The commenter requested that we describe the proposed data resources and methodology that will be used for applying the wage index adjustment.

*Response:* We note that in the May 18, 2004 proposed rule and in this final rule, we discussed the data set used for measuring out-migration patterns and the process for determining the out-migration adjustments. (See sections III.H.3.e.(1) and 3.e.(3) of this preamble, respectively.)

*Comment:* A commenter asked if the data used by CMS to compute the out-migration adjustment will be made available via a public use file.

*Response:* We plan to make the data used for determining the qualifying counties and the out-migration adjustment available after the publication of this final rule on the CMS Web site at <http://www.cms.gov>.

*Comment:* One commenter requested that CMS allow hospitals to submit their own commuting data to apply for the out-migration adjustment.

*Response:* Because the adjustment is based on the number of hospital workers in a county who commute to other higher wage index areas, we believe it would be extremely problematic for individual hospitals to track and submit the data necessary for the out-migration adjustment. The hospital could not simply survey their own employees to obtain this necessary data, but would have to survey all hospital workers who live in the county where the hospital is located and commute to hospitals in other higher wage index areas.

In addition, we did not receive any specific comments on the availability of an alternative data source or on the feasibility of surveying hospitals on the residence and commuting patterns of their employees for purposes of developing future year adjustments. We also received comments supportive of our general implementation process and its administrative simplicity. The commenters noted the merits of using this data set and not placing an additional burden on hospitals through a survey of employees. Therefore, we will use our proposed data set for purposes of computing the qualifying counties and the out-migration adjustment. However, we will continue to explore the possibility that hospitals could submit their own data in future refinements of our policy.

## (2) Qualifying Counties

As noted previously, section 1886(d)(13)(B)(iii) of the Act requires that, to qualify for this commuting wage index adjustment, the average hourly wage for all hospitals in the county must be equal to or exceed the average hourly wage for all hospitals in the labor market area in which the county is located. To determine which counties meet this requirement, we calculated the average of hospitals' 3-year average hourly wages for all hospitals in a given county. We compared this county average 3-year average hourly wage to the 3-year average hourly wage for the labor market area where the county is located. We chose to use the 3-year average hourly wage because we believe it provides a more accurate and stable estimate for the wages paid by a given hospital over a period of time. This statutory requirement limits the number of eligible counties, as counties with an average 3-year average hourly wage less than the 3-year average hourly wage of the MSA where the county is located were not considered to meet this requirement.

Some resident counties do not have average hourly wages, because either there is no hospital located in the county, or the only hospital in the county is new and has not yet submitted wage data. We did not consider these counties to have met the average hourly wage criteria and thus hospitals in these counties are not yet eligible to receive an increase in wage index. This is consistent with our regulations at § 412.230(e)(2)(iii), which require a new hospital to accumulate at least 1 year of wage data, before it is eligible to apply for reclassification.

As noted previously, section 1886(d)(13)(B)(ii) of the Act specifies that the Secretary is to establish the minimum out-migration threshold in order to qualify, which may not be less than 10 percent. To determine the out-migration percentage for each county, we identified higher wage index areas, by comparing 2005 prereclassified wage index of a resident county with the 2005 prereclassified wage index of the MSA or rural statewide area where the work county is located. We use the prereclassified wage index so that hospitals in the county are not disadvantaged by reclassification of other hospitals into the county.

*Comment:* One commenter recommended that the wage index amounts utilized in the calculation for the higher wage county be based on the wage index utilized for Medicare payment including those increases in wage index due to a group

reclassification appeal. The commenter stated that not utilizing this higher wage index amount would put the hospitals addressed by the commuting adjustment provision at a serious disadvantage.

*Response:* We considered using the post-reclassified wage index as the basis for computing the higher wage index counties. In situations like the group reclassification where all hospitals in a given county are receiving the same wage index, it could be possible to use the post-reclassified wage index for determining higher wage index counties and for calculating the out-migration adjustment. However, it is not as straightforward for counties where not all hospitals are receiving the same wage index due to individual hospital reclassifications. For example, in one county there may be two hospitals that receive different wage indexes because one hospital has been reclassified. Given the differing wage indexes in this situation, it is unclear which wage index would be most appropriate to use as the basis for comparison to this county or if some form of a blended wage index should be calculated. This issue is further complicated by the use of a blended wage index this year to mitigate the effects of the new MSA definitions. Due to these complicating factors, and the fact that the prereclassified wage index most accurately reflects the wages being paid to hospital employees in a given geographic area, we believe that the most equitable method is to use the prereclassified wage index when calculating the qualifying counties and the out-migration adjustment. However, we will continue to examine the possibility of employing post-reclassification wage indexes as we refine our policy for future adjustments.

*Comment:* One commenter asked how the out-migration adjustment will be made in subsequent years, specifically if CMS increases the wage index of qualifying counties by the out-migration adjustment when calculating higher wage index counties in subsequent years. The commenter identified a potential ripple effect if the data we use in year two incorporates the new higher wage index value (resulting from the additional out-migration adjustment) when identifying the county-to-county flows where hospital employees were commuting to a higher wage index area.

*Response:* We appreciate the opportunity to clarify this important point. We recognize that if we used the new wage index (wage index plus commuting adjustment) when computing the higher wage index counties, the effect of the out-migration adjustment could ripple out each year to

more counties. Consequently, in future years, we plan to identify the higher wage index counties and compute the adjustment using the prereclassified wage index without the additional out-migration adjustment. We believe that this will more appropriately reflect the intent of the statute without creating unanticipated effects.

Once we limited the dataset to those county-to-county flows where hospital employees were commuting to a higher wage index area, we calculated the out-migration percentage for resident counties. To calculate the out-migration percentage, we calculated the total number of hospital employees in a resident county who were commuting to a higher wage area as a percentage of the total number of hospital employees residing in the resident county. For example, there are 100 hospital employees who live in County A (wage index 1.0). Of those 100 employees, 50 commute to County B (wage index 1.10), 20 commute to County C (wage index 1.05), and 30 work within County A. Because 70 out of 100 people commute to higher wage areas, County A's out-migration percentage is equal to 70 percent.

To implement section 1886(d)(13)(B)(ii) of the Act, in the May 18, 2004 proposed rule (69 FR 28267), we proposed that the out-migration threshold to qualify for this adjustment would be the statutory minimum of 10 percent. We believe that this threshold provides an opportunity for a reasonable number of hospitals that would not have recourse to the normal reclassification process to receive an appropriate adjustment to their wage index. We welcomed public comment on this proposed threshold.

*Comment:* Many commenters supported our decision to set the out-migration threshold at the statutory minimum of 10 percent.

*Response:* We note that we did not receive any comments recommending that we increase the threshold and we do not plan to change the threshold in this final rule. Therefore, we are finalizing the out-migration threshold at the statutory minimum of 10 percent.

As noted previously, section 1886(d)(13)(B)(i) of the Act directs the Secretary to establish a threshold percentage difference between the county's wage index and the weighted average wage indexes of the higher wage index areas to which hospital employees commute. However, unlike the threshold for the level of out-migration, the statute does not designate a minimum level for this threshold. Because of the nature of the adjustment provided under this provision, in the

May 18, 2004 proposed rule (69 FR 28268), we proposed to establish that the minimum difference in the wage indexes between the resident county and the work county can be any percentage greater than zero. We proposed this threshold because the wage index increment for hospitals in qualifying counties under the statutory formula is a function of the differences between that county's wage index and the wage indexes of the areas into which resident hospital workers of that county are commuting. In those cases where that difference is very small, the adjustment to the wage index will also be very small. (See the discussion of the statutory formula in section III.H.3.e.(3) of this preamble.) Therefore, we believe that a threshold of anything greater than zero is justifiable and consistent with the purposes of this provision.

*Comment:* Many commenters supported our decision not to set a minimum difference between the wage index that applies to the county and the higher wage index areas.

*Response:* We do not plan to change the minimum difference requirement in this final rule; and therefore, establish the minimum difference in the wage indexes between the resident county and the work county to be any percentage greater than zero.

Our analysis for the proposed rule indicated that 224 counties qualify under the proposed criteria. There were 411 hospitals located in these qualifying counties. For the final rule, we have identified 230 counties that qualify under the proposed criteria. There were 415 hospitals located in these qualifying counties. Hospitals located in qualifying counties are identified in Table 4J in the Addendum to this final rule. Of the 415 hospitals, 181 are reclassified under section 1886(d)(8) of the Act, redesignated under section 1886(d)(10) of the Act or received a section 508 reclassification and are signified in Table 4J in the Addendum to this final rule with asterisks. Given the statutory limitation on hospitals receiving the out-migration adjustment and reclassification under section 1886(d)(8) of the Act, redesignation under section 1886(d)(10) of the Act, or reclassification under section 508, we assume that hospitals represented by asterisks that have already been reclassified or redesignated, wish to retain their reclassification or redesignation and not receive the out-migration adjustment. Only one of the redesignated hospitals informed us that they would like to waive the application of their redesignation for the purposes of receiving the out-migration adjustment. As described in section

III.H.3.e.(4) of this preamble, hospitals have an additional 30 days from the date of publication of this final rule to notify CMS if they would like to waive their reclassification or redesignation in order to receive the out-migration adjustment.

### (3) The Adjustment

Hospitals located in the qualifying counties identified in Table 4J in the Addendum to this final rule that have not already reclassified through section 1886(d)(10) of the Act, redesignated through section 1886(d)(8) of the Act, received a section 508 reclassification, or requested to waive the application of the out-migration adjustment will receive the wage index adjustment listed in the table. This adjustment increase is equal to the percentage of the hospital employees residing in the qualifying county who are employed in any higher wage area, multiplied by the sum of: the products, for each higher wage index area, of the difference between the wage index for such higher wage index area and the wage index of the qualifying county, and the percentage of hospital employees residing in the qualifying county who are employed in any higher wage index area who are employed in such higher wage index area. This increase in wage index is depicted using the following equation:

$$\text{Adjustment} = A * \Sigma[(B-C) * (D/E)]$$

A is the percentage of hospital employees residing in a qualifying county who are employed in any higher wage index area. B represents the wage index of the higher wage index area. C represents the wage index of the qualifying resident county. D represents the number of hospital employees residing in the qualifying county involved who are employed in such higher wage index area. E represents the total number of hospital employees residing in qualifying county who are employed in any higher wage index area.

For example, County A is identified as a qualifying county. As illustrated before, if 100 hospital employees live in County A (wage index = 1.00), 50 commute to County B (wage index = 1.10), 20 commute to County C (wage index = 1.05); and 30 commute within County A, the out-migration percentage is equal to 70 percent.

The adjustment for hospitals in County A would be:

$$\begin{aligned} &= .70 * (((1.10 - 1.00) * (50/70)) + ((1.05 - 1.00) * (20/70))) \\ &= .70 * ((.10 * .714) + (.05 * .285)) \\ &= .70 * (0.0714 + 0.01428) \\ &= .70 * (0.0856) \end{aligned}$$

= 0.05998

So, hospitals in County A could receive a new wage index of 1.05998, instead of 1.000 for the following 3 years.

The adjustments calculated for qualifying hospitals are listed in Table 4J in the Addendum to this final rule. These adjustments are effective for each county for a period of 3 fiscal years beginning with discharges occurring on or after October 1, 2004. The commuting adjustments for each county will remain static for the 3-year period, after which the county's status as a qualifying county and the adjustment will be recalculated.

*Comment:* Several commenters questioned the temporary nature of the out-migration adjustment. They suggested that CMS modify the rule to extend the out-migration adjustment beyond the 3-year period in order to reflect ongoing wage competition.

*Response:* Section 1886(d)(13)(F) of the Act specifies that the wage index increase shall be applied for a period of 3 fiscal years. Therefore, we do not have the discretion to extend the time period. However, we will evaluate and designate qualifying counties each year. Therefore, it is possible that after a qualifying county's 3-year period ends, the county again will become a qualifying county and receive a new out-migration adjustment for another 3-year time period.

*Comment:* Several commenters noted that the commuting adjustment is based the commuting flows of hospital employees alone, while clinicians can work in many nonhospital environments. Thus, the commenter stated that the data used for the commuting adjustment does not address the economic reality facing certain areas because it does not incorporate data from clinicians working in nonhospital environments.

*Response:* Section 1886(d)(13) of the Act specifies that the adjustment be based on the out-migration patterns of hospital employees. Thus, we do not have flexibility to incorporate data based on the commuting patterns of clinicians working in nonhospital environments in the out-migration adjustment.

*Comment:* One commenter requested that the out-migration adjustment be given to all counties within an MSA, to avoid competitive disadvantages within an MSA.

*Response:* Section 1886(d)(13) of the Act specifies that the adjustment is applied to qualifying counties, not to MSAs. In keeping with this provision, we are adopting the provision that was

in the proposed rule that we will apply the out-migration adjustment at a county level and not to all counties within an MSA.

*Comment:* Several commenters stated that the out-migration adjustment only captures the success of other hospitals recruiting labor from areas, but fails to recognize the cost of recruiting and retaining hospital employees. One commenter noted that the formula does not take into account the in-migration of hospital employees who live in other MSAs and recommends that CMS address this issue to include a more comprehensive measure of the interchange between adjacent MSAs.

*Response:* Section 1886(d)(13) of the Act specifies that the adjustment be made based on the out-migration of hospital employees. Therefore, we do not have the discretion to make additional adjustments based on the in-migration of hospital employees.

*Comment:* One commenter stated that the out-migration adjustment demonstrates that "CMS is aware that many hospital's wage index would be significantly affected by the OMB's revised definitions of geographic statistical areas." The commenter also stated that the provision does not go far enough to stabilize the severe impact of changes in the MSAs.

*Response:* Section 505 of Public Law 108-173 established a provision to recognize the out-migration of hospital employees. This statutory provision is separate and distinct from OMB's release of updated MSA definitions. We believe the commenter is incorrect in linking the two provisions, because the out-migration adjustment was not explicitly established to mitigate the effects of the new MSA definitions. We also note that the blended wage index described in section III.G. of the preamble of this final rule is specifically intended to help mitigate the impacts of the adoption of the new MSA definitions.

#### (4) Automatic Adjustments

Section 1886(d)(13)(A) of the Act allows the Secretary to establish the process for receiving this increase in wage index through application or otherwise. Listed in Table 4J in the Addendum to this final rule are the counties and corresponding hospitals that qualify for an increase in wage index through our implementation of the section. This list includes the universe of hospitals that could receive the adjustment, including those who are redesignated under section 1886(d)(8) of the Act or reclassified under section 1886(d)(10) of the Act. Hospitals located in qualifying counties that have not

already been reclassified or redesignated to another geographic area for purposes of the wage index amount (including reclassifications under section 508 of Pub. L. 108-173) will automatically receive the increase in wage index. This commuting wage index adjustment will be effective for the county for a period of 3 fiscal years, FY 2005 through FY 2007. As discussed previously, yearly changes in the wage indexes associated with areas could result in changes in the out-migration percentage for a given county. Irrespective of these changes, a county will not lose its status as a qualifying county due to wage index changes during the 3-year period, and counties will receive the same wage index increase for those 3 years. However, a county that qualifies in FY 2005 may no longer qualify in FY 2008, or it may qualify but receive a different adjustment level.

In the May 18, 2004 proposed rule, we invited public comment on the automatic application of such a wage index adjustment, and whether an application process should be developed under which individual hospitals would have to apply in order to receive the adjustment. We noted that, given the short timeframe before implementation of this provision on October 1, 2004, we believe that there is no practical alternative to providing for an automatic adjustment for FY 2005. However, one possibility was to employ an automatic adjustment process this year, and to replace the automatic process with an application process for future years. We invited comments on whether to establish the automatic process permanently, or to devise an application process for future years. We also invited public comment on whether any application process should be the responsibility of the MGCRB or some other entity.

*Comment:* One commenter expressed support for the automatic nature of the out-migration adjustment.

*Response:* We appreciate the commenter's support. In addition, we did not receive specific comments on whether we should devise an application process for the out-migration adjustment in future years. However, we believe that numerous comments in support of our general implementation process and its administrative simplicity suggest that hospitals also appreciate the merits of an automatic application of the out-migration adjustment. Thus, we are adopting our proposal of applying the adjustment on an automatic basis to all hospitals in qualifying counties except those that have already been reclassified under section 1886(d)(10) of the Act, or

under section 508 of Public Law 108-173 redesignated under section 1886(d)(8) of the Act, or requested waiver of the application of the out-migration adjustment.

Hospitals receiving this wage index increase under section 1886(d)(13)(F) of the Act are not eligible for reclassification under section 1886(d)(8) or section 1886(d)(10) of the Act, including reclassifications under section 508 of Public Law 108-173. As previously noted, the wage index increase is effective for 3 years, unless a hospital elects to waive the application of the wage index adjustment. Hospitals that wished to waive the application of this wage index adjustment were asked to notify CMS within 45 days of the publication of the proposed rule. However, consistent with § 412.273, hospitals that have been reclassified by the MGCRB were permitted to withdraw their applications within 45 days of the publication of the proposed rule in the **Federal Register**. Hospitals that have been reclassified by the MGCRB (including reclassifications under section 508 of Public Law 108-173) were permitted to terminate an existing 3-year reclassification within 45 days of the publication of the proposed rule in order to receive the wage index adjustment under this provision. Hospitals that are eligible for this adjustment and that have not been reclassified through section 1886(d)(10) of the Act or under section 508 of Public Law 108-173, redesignated through section 1886(d)(8) of the Act, or requested waiver of the application of the out-migration adjustment will automatically receive the wage index adjustment listed in Table 4J in the Addendum to this final rule. In our proposed rule, we stated that the request for withdrawal of an application for reclassification or termination of an existing 3-year reclassification had to be received by the MGCRB within 45 days of publication of the proposed rule. We asked hospitals to carefully review the wage index adjustment that they would receive under this provision (as listed in Table 2 in the Addendum to the proposed rule) in comparison with the wage index that they would receive under MGCRB reclassification (Table 9 in the Addendum to the proposed rule).

*Comment:* Many commenters questioned the timing of hospitals reclassification decisions for FY 2005 because of the changes to the wage index reclassification in this year's proposed rule (including the new MSA definitions, section 1886(d)(8)(B) redesignations, and the out-migration adjustment). The commenters noted that

since the 45-day timeframe for hospitals to waive their reclassification request ends before publication of the final rule, hospitals are unable to appropriately evaluate the impacts of their reclassification decisions before the deadline for withdrawing an approved reclassification. Commenters suggested that CMS allow hospitals 30 days after publication of the final rule to withdraw a reclassification request in order to receive the out-migration adjustment instead. Commenters also requested that CMS clarify that hospitals eligible for the out-migration adjustment, but were already reclassified for FY 2005, were not required to submit a formal waiver request to retain their existing reclassification.

In addition, several commenters questioned how the out-migration adjustment affects counties that are redesignated under section 1886(d)(8)(B) of the Act (Lugar counties). Specifically, one commenter requested clarification on how hospitals that are eligible for redesignation under section 1886(d)(8)(B) of the Act and the out-migration adjustment are to notify CMS as to which provision they wish to take advantage of because hospitals are automatically redesignated under section 1886(d)(8)(B) of the Act, and do not have a reclassification request to withdraw. The commenter also requested that hospitals be given the opportunity to determine whether they want to accept the section 1886(d)(8)(B) of the Act redesignation or the out-migration adjustment when the final rule is published.

*Response:* Section 1886(d)(13)(G) of the Act specifies that the out-migration adjustment is not eligible for a hospital that has received redesignation under section 1886(d)(8) of the Act or reclassification under section 1886(d)(10) of the Act during that period (unless they waive their reclassification/redesignation). In the vast majority of cases, we believe that it is most advantageous for hospitals that have been granted redesignation under section 1886(d)(8) of the Act, reclassification under section 1886(d)(10) of the Act or section 508 of Public Law 108-173 to retain the redesignation or reclassification instead of the out-migration adjustment. However, there may be a circumstance in which it is in the hospital's best interest to terminate its redesignation or reclassification because the out-migration adjustment results in a higher wage index. Given the number of changes in the proposed rule and the apparent confusion regarding the automatic application of the out-migration adjustment, we are allowing

hospitals a 30-day period from the date of this final rule during which they can decide if they would rather take advantage of their redesignation or reclassification or the out-migration adjustment. Therefore, hospitals will have 30 days from the date of publication of this final rule to submit to CMS a request to withdraw their reclassification requests under section 1886(d)(10) of the Act, section 508 of Public Law 108-173, or their redesignated status under section 1886(d)(8) of the Act and receive the out-migration adjustment instead. Hospitals must submit their request to the following address: Centers for Medicare & Medicaid Services, Center for Medicare Management, Attention: Wage Index Adjustment Waivers, Division of Acute Care, C4-08-06, 7500 Security Boulevard, Baltimore, MD 21244-1850.

As previously noted, we will assume that hospitals that have been redesignated under section 1886(d)(8) of the Act, reclassified under section 1886(d)(10) of the Act or under section 508 of Public Law 108-173 would prefer to keep their redesignation/reclassification unless they explicitly notify CMS that they would like to receive the out-migration adjustment instead. Additionally, we are clarifying that hospitals that wish to retain their redesignation/reclassification (instead of getting the out-migration adjustment) for FY 2005 did not and do not have to submit a formal request to CMS, and will automatically retain their reclassification/redesignation status for FY 2005.

The hospitals listed in Table 4J include all the hospitals that could possibly take advantage of the out-migration adjustment. Hospitals marked with an asterisk represent those hospitals that could have received the out-migration adjustment, but are assumed to be taking advantage of their reclassification or redesignation status (and consequently not the out-migration adjustment) for FY 2005. These hospitals do not have to do anything if they would like to remain reclassified/redesignated and not receive the out-migration adjustment.

*Comment:* Several commenters requested that we clarify if hospitals will have the same option to withdraw their reclassification or redesignation if they would rather receive the out-migration adjustment in subsequent years.

*Response:* In subsequent fiscal years, we will use the same process we proposed for FY 2005 to allow hospitals to withdraw their reclassification or redesignation requests and receive the



out-migration adjustment as long as their county remains a qualifying county. That is, hospitals will be able to terminate their reclassification or redesignation and take advantage of the out-migration adjustment if they notify CMS within 45 days of the notice of proposed rulemaking. We note that in upcoming years, we do not expect to allow any withdrawals after that date, as we have done in this final rule (allowing 30 days after publication of the final rule to withdraw a reclassification or redesignation). We note that by the time the proposed rule is published in 2005, hospitals will be familiar with the new labor market areas and the policies for adopting such areas will have been finalized.

*Comment:* Several commenters requested clarification on the ability of hospitals to apply for reclassification in future year if they receive the out-migration adjustment in FY 2005. Specifically, the commenter asked whether a hospital that qualifies for the out-migration adjustment effective for October 1, 2004, through September 30, 2005, will be able to request geographic reclassification effective for October 1, 2005, under the normal reclassification process. Similarly, another commenter asked if a hospital would be able to receive the out-migration adjustment at the time their MGCRB reclassification expires.

*Response:* It is our intent that hospitals should be able to evaluate the merits of reclassification and the out-migration adjustment on an annual basis. Given the statutory prohibition on hospitals being redesignated or reclassified (under section 1886(d)(8) or section 1886(d)(10) of the Act) and receiving the commuting adjustment, hospitals cannot receive both the out-migration adjustment and reclassification in the same year. We agree with the commenter that a hospital should not have to forgo the out-migration adjustment in FY 2005 in order to be able to apply for reclassification in FY 2006. Hospitals that qualify for the out-migration adjustment in a given year can take advantage of that adjustment in that year, and can still apply to be reclassified in the subsequent year. Hospitals that apply for reclassification for FY 2005 will be viewed as implicitly waiving the out-migration adjustment for that fiscal year, assuming they receive the reclassification requested. Conversely, if a hospital's reclassification request is not approved in a given year and the hospital remains eligible for the out-migration adjustment, the hospital will

automatically receive the out-migration adjustment.

#### 4. FY 2005 Reclassifications

The wage index values for FY 2005 (except those for hospitals receiving wage index adjustments under section 505 of Pub. L. 108-173) are shown in Tables 4A, 4B, 4C, and 4F in the Addendum to this final rule. Hospitals that are redesignated will be required to use the wage index values shown in Table 4C. Areas in Table 4C may have more than one wage index value because the wage index value for a redesignated urban or rural hospital cannot be reduced below the wage index value for the rural areas of the State in which the hospital is located. Therefore, those areas with more than one wage index shown have hospitals from more than one State reclassified into them, and the rural wage index for a State in which at least one hospital is physically located is higher than the wage index for the area to which the hospital is reclassified.

Tables 3A and 3B in the Addendum to this final rule list the 3-year average hourly wage for each labor market area before the redesignation of hospitals, based on FYs 1999, 2000, and 2001 cost reporting periods. Table 3A lists these data for urban areas and Table 3B lists these data for rural areas. In addition, Table 2 in the Addendum to this final rule includes the adjusted average hourly wage for each hospital from the FY 1999 and FY 2000 cost reporting periods, as well as the FY 2001 period used to calculate the FY 2005 wage index. The 3-year averages are calculated by dividing the sum of the dollars (adjusted to a common reporting period using the method described previously) across all 3 years, by the sum of the hours. If a hospital is missing data for any of the previous years, its average hourly wage for the 3-year period is calculated based on the data available during that period.

We are including in the Addendum of this final rule Table 9A, which shows hospitals that have been reclassified under either section 1886(d)(8) or section 1886(d)(10)(D) of the Act. This table includes 400 hospitals reclassified for FY 2005 by the MGCRB (for wage index purposes), as well as hospitals that were reclassified for the wage index in either FY 2003 (53 hospitals) or FY 2004 (102 hospitals) and are, therefore, in either the second or third year of their 3-year reclassification. This table also includes hospitals located in urban areas that have been redesignated rural in accordance with section 1886(d)(8)(E) of the Act (17). In addition, it includes rural hospitals redesignated to urban

areas under section 1886(d)(8)(B) of the Act for purposes of the wage index (98).

Under § 412.273, hospitals that have been reclassified by the MGCRB are permitted to withdraw their applications within 45 days of the publication of a proposed rule. The request for withdrawal of an application for reclassification or termination of an existing 3-year reclassification that would be effective in FY 2004 must be received by the MGCRB within 45 days of the publication of the proposed rule. If a hospital elects to withdraw its wage index application after the MGCRB has issued its decision but prior to the above date, it may later cancel its withdrawal in a subsequent year and request the MGCRB to reinstate its wage index reclassification for the remaining fiscal year(s) of the 3-year period (§ 412.273 (b) (2) (i)). The request to cancel a prior withdrawal must be made in writing to the MGCRB no later than the deadline for submitting reclassification applications for the following fiscal year (§ 412.273 (d)). For further information about withdrawing, terminating, or canceling a previous withdrawal or termination of a 3-year reclassification for wage index purposes, we refer the reader to § 412.273, as well as the August 1, 2002, IPPS final rule (67 FR 50065) and the August 1, 2001 IPPS final rule (66 FR 39887).

Changes to the wage index that result from withdrawals of requests for reclassification, wage index corrections, appeals, and the Administrator's review process have been incorporated into the wage index values published in this final rule. These changes may affect not only the wage index value for specific geographic areas, but also the wage index value redesignated hospitals receive; that is, whether they receive the wage index that includes the data for both the hospitals already in the area and the redesignated hospitals. Further, the wage index value for the area from which the hospitals are redesignated may be affected.

Applications for FY 2006 reclassifications are due to the MGCRB by September 1, 2004. We note that this is also the deadline for canceling a previous wage index reclassification withdrawal or termination under § 412.273(d). Applications and other information about MGCRB reclassifications may be obtained, beginning in mid-July 2004, via the CMS Internet Web site at: <http://cms.hhs.gov/providers/prb/mginfo.asp>, or by calling the MGCRB at (410) 786-1174. The mailing address of the MGCRB is: 2520 Lord Baltimore Drive, Suite L, Baltimore, MD 21244-2670.

## I. Requests for Wage Index Data Corrections

### 1. Worksheet S-3 Wage Data

In the August 1, 2003, final rule (68 FR 27194), we revised the process and timetable for application for development of the wage index, beginning with the FY 2005 wage index. The preliminary and unaudited Worksheet S-3 wage data file was made available on October 8, 2003 through the Internet on CMS's Web site at: <http://cms.hhs.gov/providers/hipps/ippswage.asp>. In a memorandum dated October 10, 2003, we instructed all Medicare fiscal intermediaries to inform the IPPS hospitals they service of the availability of the wage data file and the process and timeframe for requesting revisions (including the specific deadlines listed below). We also instructed the fiscal intermediaries to advise hospitals that these data are also made available directly through their representative hospital organizations.

If a hospital wished to request a change to its data as shown in that wage data file, the hospital was to submit corrections along with complete, detailed supporting documentation to its intermediary by November 24, 2003. Hospitals were notified of this deadline and of all other possible deadlines and requirements, including the requirement to review and verify their data as posted on the preliminary wage data file on the Internet, through the October 10, 2003 memorandum referenced above.

The fiscal intermediaries notified the hospitals in early February of any changes to the wage data as a result of the desk reviews and the resolution of the hospitals' early November change requests. The fiscal intermediaries also submitted the revised data to CMS in early February. CMS published the proposed wage index public use file that included hospitals' revised wage data on February 27, 2004. In a memorandum also dated March 1, 2004, we instructed fiscal intermediaries to notify all hospitals regarding the availability of the proposed wage index public use file and the criteria and process for requesting corrections and revisions to the wage data. Hospitals had until March 12, 2004, to submit requests to the fiscal intermediaries for reconsideration of adjustments made by the fiscal intermediaries as a result of the desk review, and to correct errors due to CMS's or the intermediary's mishandling of the wage data. Hospitals were also required to submit sufficient documentation to support their requests.

After reviewing requested changes submitted by hospitals, fiscal

intermediaries transmitted any additional revisions resulting from the hospitals' reconsideration requests by April 16, 2004. The deadline for hospitals to request CMS intervention in cases where the hospital disagreed with the fiscal intermediary's policy interpretations was April 23, 2004.

Hospitals were also instructed to examine Table 2 in the Addendum to the proposed rule. Table 2 of the proposed rule contained each hospital's adjusted average hourly wage used to construct the wage index values for the past 3 years, including the FY 2001 data used to construct the FY 2005 wage index. We noted that the hospital average hourly wages shown in Table 2 of the proposed rule only reflected changes made to a hospital's data and transmitted to CMS by March 15, 2004.

The final wage data public use file was released in May 2004 to hospital associations and the public on the Internet at <http://www.cms.hhs.gov/providers/hipps/ippswage.asp>. The May 2004 public use file was made available solely for the limited purpose of identifying any potential errors made by CMS or the fiscal intermediary in the entry of the final wage data that result from the correction process described above (revisions submitted to CMS by the fiscal intermediaries by April 16, 2004). If, after reviewing the May 2004 final file, a hospital believed that its wage data were incorrect due to a fiscal intermediary or CMS error in the entry or tabulation of the final wage data, it was provided the opportunity to send a letter to both its fiscal intermediary and CMS that outlined why the hospital believed an error exists and provide all supporting information, including relevant dates (for example, when it first became aware of the error). These requests had to be received by CMS and the fiscal intermediaries no later than June 11, 2004. The intermediary reviewed requests upon receipt and contacted CMS immediately to discuss its findings.

After the release of the May 2004 wage index file, changes to the hospital wage data were only made in those very limited situations involving an error by the intermediary or CMS that the hospital could not have known about before its review of the final wage data file. Specifically, neither the intermediary nor CMS accepted the following types of requests:

- Requests for wage data corrections that were submitted too late to be included in the data transmitted to CMS by fiscal intermediaries on or before April 16, 2004.
- Requests for correction of errors that were not, but could have been,

identified during the hospital's review of the March 1, 2004, wage data file (or the March 8 occupational mix data; see section III.H.2. of this preamble).

- Requests to revisit factual determinations or policy interpretations made by the intermediary or CMS during the wage index data correction process.

### 2. Occupational Mix Data

The process and criteria for requesting corrections to the occupational mix survey data are described in section III.C.1 of this preamble. As stated in that section, from April 16, 2004 forward, the process for correcting the final occupational mix survey data is the same, and on the same schedule, as described above for correcting the final Worksheet S-3 wage data.

### 3. All FY 2005 Wage Index Data

Verified corrections to the wage index received timely (that is, by June 11, 2004) have been incorporated into the final wage index in this final rule, and are effective October 1, 2004.

We created the processes described above to resolve all substantive wage index data index correction disputes before we finalize the wage and occupational mix data for the FY 2005 payment rates. Accordingly, hospitals that did not meet the procedural deadlines set forth above will not be afforded a later opportunity to submit wage data corrections or to dispute the intermediary's decision with respect to requested changes. Specifically, our policy is that hospitals that do not meet the procedural deadlines set forth above will not be permitted to challenge later, before the Provider Reimbursement Review Board, the failure of CMS to make a requested data revision (*See W. A. Foote Memorial Hospital v. Shalala*, No. 99-CV-75202-DT (E.D. Mich. 2001), also *Palisades General Hospital v. Thompson*, No. 99-1230 (D.D.C. 2003)).

Again, we believe the wage index data correction process described above provides hospitals with sufficient opportunity to bring errors in their wage data to the fiscal intermediaries' attention. Moreover, because hospitals had access to the final wage index data by early May 2004, they had the opportunity to detect any data entry or tabulation errors made by the fiscal intermediary or CMS before the development and publication of the final FY 2005 wage index in this final rule, and the implementation of the FY 2005 wage index on October 1, 2004. If hospitals availed themselves of this opportunity, the wage index implemented on October 1 should be

accurate. Nevertheless, in the event that errors are identified after publication of the final rule, we retain the right to make midyear changes to the wage index under very limited circumstances.

Specifically, in accordance with § 412.63(x)(2) of our existing regulations, we make midyear corrections to the wage index for an area only if a hospital can show: (1) That the intermediary or CMS made an error in tabulating its data; and (2) that the requesting hospital could not have known about the error or did not have an opportunity to correct the error, before the beginning of FY 2005 (that is, by the June 11, 2004 deadline). This provision is not available to a hospital seeking to revise another hospital's data that may be affecting the requesting hospital's wage index. As described earlier, since a hospital had to show that it could not have known about the error, or that it did not have the opportunity to correct the error, before the publication of the FY 2005 wage index. As indicated earlier, since a hospital had the opportunity to verify its data, and the fiscal intermediary notified the hospital of any changes, we do not expect that midyear corrections will be necessary. However, if the correction of a data error changes the wage index value for an area, the revised wage index value will be effective prospectively from the date the correction is approved.

*Comment:* One national hospital association commended CMS for the revised wage index development process and timeframe that CMS implemented with the FY 2005 wage index. The commenter believed that releasing the wage data file before intermediaries begin their desk reviews of the wage data makes the process more efficient than in prior years and recommended that CMS follow a similar process for 2006. The commenter suggested that notifying hospitals of the schedule as soon as possible and extending the hospital review timeframe would enhance the process.

Another commented that nearly 13 percent of hospitals made changes to their wage data after the release of the February public use file. The commenter believed that this percentage of changes is too high and creates budgeting challenges for hospitals, as well as, contributes to difficulties in determining reclassification decisions.

*Response:* We will continue to explore ways to improve the process for developing the wage index. With the new process in place, the rate of revisions between the proposed (February) and final (May) public use files has decreased dramatically, from

approximately 30 percent in prior years to less than 15 percent for the FY 2005 wage index. However, we agree with the commenter that the volume of changes after the proposed rule is still too high. We encourage hospitals to work with their intermediaries as early as possible to ensure that their wage data are correct early in the process. For the FY 2006 wage index, we will apply the same process that we used for the FY 2005 wage index.

*Comment:* One commenter requested that CMS provide more specific guidance to fiscal intermediaries for handling the June appeals, that is, hospitals' requests to correct errors in the May public use files, just as CMS provides for the earlier stages of the correction process.

*Response:* We plan to provide more specific instructions regarding the intermediaries' handling of the June appeals in forthcoming instructions for the wage index development process, beginning with the FY 2006 wage index.

*Comment:* One commenter suggested that CMS should put a process in place that allows other hospitals negatively impacted by another hospital's incorrect data to make a request to obtain a correction. The commenter is concerned that sometimes the hospital with the incorrect data has no incentive to request a correction, for example, the hospital has closed or changed enrollment status to a CAH other non-IPPS hospital.

*Response:* The opportunity that the commenter requested is already available. If a hospital believes that another hospital's wage data may be erroneous in the public use files, the hospital may notify CMS that there is a potential problem with the other hospital's data. CMS and the other hospital's intermediary will review the data and attempt to contact the other hospital to determine the appropriate action. Any correction to a hospital's wage data can only be based on data that derives directly from the hospital.

#### *J. Revision of the Labor-Related Share of the Wage Index*

Section 1886(d)(3)(E) of the Act directs the Secretary to adjust the proportion of the national prospective payment system base payment rates that are attributable to wages and wage-related costs by a factor that reflects the relative differences in labor costs among geographic areas. It also directs the Secretary to estimate from time to time the proportion of hospital costs that are labor-related: "The Secretary shall adjust the proportion (as estimated by the Secretary from time to time) of hospitals' costs which are attributable to

wages and wage-related costs of the DRG prospective payment rates. \* \* \*

The portion of hospital costs attributable to wages and wage-related costs is referred to as the labor-related share. The labor-related share of the prospective payment rate is adjusted by an index of relative labor costs, which is referred to as the wage index. In the past, we have defined the labor-related share for prospective payment acute care hospitals as the national average proportion of operating costs that are related to, influenced by, or vary with the local labor market. The labor-related share for the acute care hospital inpatient prospective payment system has been calculated as the sum of the weights for wages and salaries, fringe benefits, nonmedical professional fees, contract labor, postage, and labor-intensive services.

In its June 2001 Report to Congress, MedPAC recommended that the Secretary "should reevaluate current assumptions about the proportion of providers' costs that reflect resources purchased in local and national markets." (Report to the Congress: Medicare in Rural America, Recommendation 4D, page 80.) MedPAC recommended that the labor-related share include the weights for wages and salaries, fringe benefits, contract labor, and other labor-related costs for locally purchased inputs only. MedPAC noted that this would likely result in a lower labor share, which would decrease the amount of the national base payment amount adjusted by the wage index. As a result, hospitals located in low-wage markets (those with a wages index less than 1.0) would receive higher payments, while those located in high-wage labor markets would receive lower payments.

In our proposed and final regulations updating the IPPS for FY 2003 (67 FR 31404, May 9, 2002 and 67 FR 49982, August 1, 2002), we discussed the methodology that we have used to determine the labor-related share. We noted that, at that time, the results of employing that methodology suggested that an increase in the labor-related share (from 71.066 percent to 72.495 percent) was warranted. However, we decided not to propose such an increase in the labor-related share until we conducted further research to determine whether a different methodology for determining the labor-related share should be adopted. The labor-related share has thus remained 71.066 percent.

Section 403 of Public Law 108-173 amended sections 1886(d)(3)(E) of the Act to provide that the Secretary must employ 62 percent as the labor-related share unless this "would result in lower

payments than would otherwise be made." However, this provision of Public Law 108-173 did not change the legal requirement that the Secretary estimate "from time to time" the proportion of hospitals' costs that are "attributable to wages and wage-related costs." In fact, section 404 of Public Law 108-173 requires the Secretary to develop a frequency for revising the weights used in the hospital market basket, including the labor share, to reflect the most current data more frequently than once every 5 years. This reflects Congressional intent that hospitals will receive payment based on a 62-percent labor share, or the labor share estimated from time to time by the Secretary, whichever results in higher payments.

Section 404 further requires us to include in the final IPPS rule for FY 2006 an explanation of the reasons for, and options considered, in determining the frequency for revising the weights used in the hospital market basket, including the labor share. In the meantime, we are also continuing our research into the assumptions employed in calculating the labor-related share. Our research involves analyzing the compensation share separately for urban and rural hospitals, using regression analysis to determine the proportion of costs influenced by the area wage index, and exploring alternative methodologies to determine whether all or only a portion of professional fees and nonlabor intensive services should be considered labor-related. We will present our analysis and conclusions regarding the frequency and methodology for updating the labor share in the proposed and final rules for FY 2006.

In section IV.F. of this preamble, we discuss our incorporation of the requirements of section 403 of Public Law 108-173 in a new § 412.64(h) of the regulations.

As discussed above, the Secretary had determined, prior to the enactment of Public Law 108-173, that the labor-related share would be 71.066 percent. As a result, application of a 62-percent labor share would result in lower payments for any hospital with a wage index greater than 1.0. Therefore, we are modifying our payment system software for FY 2005 to apply wage indexes greater than 1.0 to 71.066 percent of the standardized amount, and to apply wage indexes less than or equal to 1.0 to 62 percent of the standardized amount.

We did not receive any specific comments on the proposed implementation of section 403 of Public Law 108-173. Therefore, we are

adopting as final the proposed policy change without modification.

#### IV. Other Decisions and Changes to the IPPS for Operating Costs and GME Costs

##### A. Postacute Care Transfer Payment Policy (§ 412.4)

###### 1. Background

Existing regulations at § 412.4(a) define discharges under the IPPS as situations in which a patient is formally released from an acute care hospital or dies in the hospital. Section 412.4(b) defines transfers from one acute care hospital to another, and § 412.4(c) defines transfers to certain postacute care providers. Our policy provides that, in transfer situations, full payment is made to the final discharging hospital and each transferring hospital is paid a per diem rate for each day of the stay, not to exceed the full DRG payment that would have been made if the patient had been discharged without being transferred.

The per diem rate paid to a transferring hospital is calculated by dividing the full DRG payment by the geometric mean length of stay for the DRG. Based on an analysis that showed that the first day of hospitalization is the most expensive (60 FR 45804), our policy provides for payment that is double the per diem amount for the first day (§ 412.4(f)(1)). Transfer cases are also eligible for outlier payments. The outlier threshold for transfer cases is equal to the fixed-loss outlier threshold for nontransfer cases, divided by the geometric mean length of stay for the DRG, multiplied by the length of stay for the case, plus one day.

Medicare adopted its IPPS transfer policy because, if the program were to pay the full DRG payment regardless of whether a patient is transferred or discharged, there would be a strong incentive for hospitals to transfer patients to another IPPS hospital early in the patients' stay in order to minimize costs while still receiving the full DRG payment. The transfer policy adjusts the payments to approximate the reduced costs of transfer cases.

Previously, when a patient chose to depart from a hospital against the medical opinion of treating physicians, the case was treated as a left against medical advice (LAMA) discharge and coded as discharge status "07-Left Against Medical Advice (LAMA)" on the inpatient billing claim form. Because, by definition, LAMA discharges were assumed not to involve the active participation of the hospital administration, our policy had been to treat LAMA cases as discharges. This

policy applied even if the patient was admitted to another hospital on the date of the LAMA discharge. Consequently, until FY 2004, we made a full DRG payment for any discharge coded as a LAMA case.

Last year, in response to an Office of Inspector General (OIG) report issued in March 2002 (A-06-99-00045), we became concerned that some hospitals were incorrectly coding transfers as LAMA cases. Therefore, in the August 1, 2003 final IPPS rule (68 FR 45405), we expanded our definition of a transfer under § 412.4(b) to include all patients who are admitted to another IPPS hospital on the same day that the patient is discharged from an IPPS hospital, unless the first (transferring) hospital can demonstrate that the patient's treatment was completed at the time of discharge from that hospital. In other words, unless the same-day readmission is to treat a condition that is unrelated to the condition treated during the original admission (for example, the beneficiary is in a car accident later that day), any situation where the beneficiary is admitted to another IPPS hospital on the same date that he or she is discharged from an IPPS hospital would be considered a transfer, even if the patient left against medical advice from the first hospital.

This policy prohibits payment of two claims for the same patient on the same day. Therefore, if a hospital believes a claim has been wrongly denied, the original discharging hospital must resubmit the claim with documentation that the discharge was appropriate and unrelated to the subsequent same-day admission.

*Comment:* One commenter requested that we clarify our policy regarding LAMAs. The commenter noted that in the FY 2004 proposed rule, we "considered and appropriately rejected \* \* \* a knowledge standard" when we amended the transfer policy to include LAMAs. Under the standard that was rejected, a hospital would have been required to code LAMAs as transfers based on knowledge of a same-day admission to another hospital. However, the commenter notes that in the May 18, 2004 proposed rule, we stated that hospitals "are now allowed to report a patient as left against medical advice only if they have no knowledge that the patient has been admitted to another hospital on the same day." The commenter notes that this could be interpreted as reflecting a change in policy, returning to the knowledge standard that we rejected in the August 1, 2003 final rule.

*Response:* We did not intend to change our policy in the preamble of the

May 18, 2004 proposed rule. A discharging hospital is not required to identify cases in which a patient is admitted to another hospital on the same day. Our claims processing software has been revised to identify cases in which a patient is admitted to a hospital after being discharged from another hospital on the same day.

*Comment:* Some commenters noted that the edits to the CWF will cause claims to be rejected and that providers will have to recode the claims and resubmit them. Others expressed concerns that hospitals appropriately discharge their patients to home "only to have other providers outside of the hospital admit patients to other entities and healthcare settings," imposing on hospitals an unfair burden that is caused by patient choice and is not of their own doing. As a result, claims are frequently denied for these providers as a result of the lack of a method to ensure consistent inpatient processing of claims. The commenter cites "unplanned situations (for example, LAMA, readmissions post-discharge to home, patients seeking additional care at other facilities)" that result in "unnecessary payment delays and rework of claims" by the facilities that originally treated the patients. The commenter further argues, "these unnecessary process issues result in additional overhead costs that will never be recovered by the already reduced transfer per diem payments that the original treating facility ultimately receives."

*Response:* As we discussed above, we adopted this policy in the August 1, 2003 final rule (68 FR 45404 through 45406) in response to an OIG report indicating that transfers were frequently miscoded as LAMAs. Since we have implemented the systems edits to identify these cases, the number of cases identified by these edits has provided further evidence that this policy is appropriate.

## 2. Changes to DRGs Subject to the Postacute Care Transfer Policy (§ 412.4(c) and (d))

Under section 1886(d)(5)(J) of the Act, a "qualified discharge" from one of 10 DRGs selected by the Secretary to a postacute care provider is treated as a transfer case beginning with discharges on or after October 1, 1998. This section required the Secretary to define and pay as transfers all cases assigned to one of 10 DRGs selected by the Secretary, if the individuals are discharged to one of the following postacute care settings:

- A hospital or hospital unit that is not a subsection 1886(d) hospital. (Section 1886(d)(1)(B) of the Act

identifies the hospitals and hospital units that are excluded from the term "subsection (d) hospital" as psychiatric hospitals and units, rehabilitation hospitals and units, children's hospitals, long-term care hospitals, and cancer hospitals.)

- A SNF (as defined at section 1819(a) of the Act).
- Home health services provided by a home health agency, if the services relate to the condition or diagnosis for which the individual received inpatient hospital services, and if the home health services are provided within an appropriate period (as determined by the Secretary).

In the July 31, 1998 IPPS final rule (63 FR 40975 through 40976), we specified the appropriate time period during which we would consider a discharge to postacute home health services to constitute a transfer as within 3 days after the date of discharge. In addition, in the July 31, 1998 final rule, we did not include in the definition of postacute care transfer cases patients transferred to a swing-bed for skilled nursing care (63 FR 40977).

Section 1886(d)(5)(J) of the Act directed the Secretary to select 10 DRGs based upon a high volume of discharges to postacute care and a disproportionate use of postacute care services. As discussed in the July 31, 1998 final rule, these 10 DRGs were selected in 1998 based on the MedPAR data from FY 1996. Using that information, we identified and selected the first 20 DRGs that had the largest proportion of discharges to postacute care (and at least 14,000 such transfer cases). In order to select 10 DRGs from the 20 DRGs on our list, we considered the volume and percentage of discharges to postacute care that occurred before the mean length of stay and whether the discharges occurring early in the stay were more likely to receive postacute care. We identified 10 DRGs to be subject to the postacute care transfer rule starting in FY 1999.

Section 1886(d)(5)(J)(iv) of the Act authorizes the Secretary to expand the postacute care transfer policy beyond 10 DRGs for FY 2001 or subsequent fiscal years. In the FY 2004 IPPS final rule (68 FR 45412), we expanded the postacute care transfer policy to include additional DRGs. We established the following criteria that a DRG must meet, for both of the 2 most recent years for which data are available, in order to be added to the postacute care transfer policy:

- At least 14,000 postacute care transfer cases;

- At least 10 percent of its postacute care transfers occurring before the geometric mean length of stay;

- A geometric mean length of stay of at least 3 days; and
- If a DRG is not already included in the policy, a decline in its geometric mean length of stay during the most recent 5 year period of at least 7 percent.

We identified 21 new DRGs that met these criteria. We also determined that one DRG from the original group of 10 DRGs (DRG 263) no longer met the volume criterion of 14,000 transfer cases. Therefore, we removed DRGs 263 and 264 (DRG 264 is paired with DRG 263) from the policy and expanded the postacute care transfer policy to include payments for transfer cases in the new 21 DRGs, effective October 1, 2003. As a result, a total of 29 DRGs were subject to the postacute care transfer policy in FY 2004.

In the FY 2004 IPPS final rule, we indicated that we would review and update this list periodically to assess whether additional DRGs should be added or existing DRGs should be removed (68 FR 45413). We have analyzed the available data from the FY 2003 MedPAR file. For the 2 most recent years of available data (FY 2002 and FY 2003), we have found that no additional DRGs qualify under the four criteria set forth in the IPPS final rule for FY 2004. We have also analyzed the DRGs included under the policy for FY 2004 to determine if they still meet the criteria to remain under the policy. In addition, we have analyzed the special circumstances arising from a change to one of the DRGs included under the policy in FY 2004.

As discussed in the May 18, 2004 IPPS proposed rule (69 FR 28212) and in section II.B.9. of this final rule, we proposed to eliminate DRG 483. Under our proposal, the cases that would have been placed into DRG 483 would be split into two proposed new DRGs, 541 (Tracheostomy With Mechanical Ventilation 96+ Hours or Principal Diagnosis Except Face, Mouth and Neck Diagnoses With Major O.R. Procedure) and 542 (Tracheostomy with Mechanical Ventilation 96+ Hours or Principal Diagnosis Except Face, Mouth and Neck Diagnoses Without Major O.R. Procedure). This would be done by subdividing the cases in the existing DRG 483 based on the presence of a major O.R. procedure, in addition to the tracheostomy code that is currently required to be assigned to this DRG. Therefore, if the patient's case involves a major O.R. procedure (a procedure whose code is included on the list that is assigned to DRG 468 (Extensive O.R. Procedure Unrelated to Principal

Diagnosis), except for tracheostomy codes 31.21 and 31.29), the case would be assigned to the proposed new DRG 541. We indicated that if the patient does not have an additional major O.R. procedure (that is, there is only a tracheostomy code assigned to the case), the case would be assigned to proposed new DRG 542. In section II.B.9. of this preamble, we are finalizing our proposal to eliminate DRG 483 and create new DRGs 541 and 542.

As discussed in the May 18, 2004 proposed rule, neither of the new DRGs 541 and 542 would have enough cases to meet the first criterion for inclusion in the postacute care transfer policy. DRG 483 had 44,788 total cases with 15,520 transfer cases in FY 2002, and 44,618 total cases with 20,034 transfer cases in FY 2003. These cases will now split between new DRG 541 (20,812 total cases) and new DRG 542 (23,387 total cases). As a result, neither of these new DRGs would meet the existing threshold of 14,000 transfer cases (6,779 projected transfer cases for new DRG 541, and 8,570 projected transfer cases for new DRG 542). Nevertheless, we indicated that we believe the cases that will now be incorporated into these two new DRGs remain appropriate candidates for application of the postacute care transfer policy. The new DRGs 541 and 542 will contain the same cases that were included in existing DRG 483, which qualified for inclusion in the postacute care transfer policy. Furthermore, many of the cases in the new DRGs 541 and 542 will continue to require postacute care.

For the proposed rule, when we analyzed the cases that we projected would fall into the two new DRGs in the FY 2005 GROUPE Version 22.0, we found that a high proportion of cases in both the new DRGs were projected to be transfer cases: 33 percent of all cases in DRG 541, and 37 percent in DRG 542. In addition, based on the data from cases in DRG 483 in the FY 2003 MedPAR file, a high proportion of the transfer cases in these proposed new DRGs were projected to fall into the short-stay transfer category: 41 percent of transfer cases in new DRG 541 and 42 percent of transfer cases in new DRG 542 were projected to occur before the geometric mean length of stay for these new DRGs. By contrast, among all DRGs, approximately 15 percent of transfer cases are short-stay transfer cases. The percentage of transfer cases that were short-stay cases that would be in both new DRGs 541 and 542 would be more than 2 standard deviations above the mean percentage of short-stay cases across all DRGs. (Two standard deviations above the mean across all

DRGs is 37 percent for FY 2005.) Therefore, we proposed that the subdivision of DRG 483 should not change the original application of the postacute care transfer policy to the cases once included in that DRG. We did not believe that it was appropriate for these cases to fall outside the scope of this policy solely because of a revision to the DRG structure that was driven by policy reasons unrelated to the postacute care transfer provision. We proposed that the high proportion of transfer cases among all cases that would be assigned to these new DRGs, along with the unusually high proportion of short-stay cases among those transfer cases, provided solid reasons for considering whether alternate criteria might better address the special circumstances that can arise from changes in DRGs unrelated to the postacute care transfer policy.

Therefore, in the May 18, 2004 proposed rule, we proposed alternate criteria to be applied in cases where DRGs do not satisfy the existing criteria, for discharges occurring on or after October 1, 2004 (69 FR 28273-28374). The proposed new criteria were designed to address situations such as those posed by the split of DRG 483, where there remain substantial grounds for inclusion of cases within the postacute care transfer policy, although one or more of the original criteria may no longer apply. Therefore, we proposed to examine DRGs for inclusion within the policy against two sets of criteria, first, the original four criteria, and then, the proposed alternate set of criteria. Under our proposal, DRGs that did not satisfy the first set of criteria would still be included if they satisfied the second set. Specifically, a DRG would still be subject to the postacute care transfer policy under the alternative set of criteria if, for the 2 most recent years for which data are available, there were at least 5,000 total transfers to postacute care among the cases included in the DRG, and if, among the cases included in the DRG, the percentage of transfer cases that were short-stay transfer cases was at least 2 standard deviations above the geometric mean length of stay across all DRGs (which is 37 percent for FY 2005). We indicated that we would also continue to require a geometric mean length of stay of at least 3 days among the cases included in the DRG. Finally, we proposed to require that, if a DRG was not already included in the policy, it either experienced a decline in its geometric mean length of stay during the most recent 5-year period of at least 7 percent or contained only cases that would have been included in a DRG to

which the policy applied in the prior year.

Under the proposed alternate criteria, DRGs 430, 541, and 542 would have qualified for inclusion in the postacute care transfer policy. DRG 430 met the proposed threshold of 5,000 transfer cases in both of the 2 most recent years, with 11,973 transfer cases and 46 percent short-stay transfer cases in FY 2002, and 12,202 transfer cases and 38 percent short-stay transfers in FY 2003. In addition, DRG 430 experienced a 7-percent decline in length of stay from FY 2000 to FY 2004. DRG 430 also had a 5.8 day average length of stay during those years. As discussed in the proposed rule, the cases to be included in new DRGs 541 and 542 contain a sufficient number of transfers to meet the first alternate criterion, and among the cases to be included in these DRGs, the percentages of transfer cases occurring before the geometric mean length of stay new DRGs exceed 2 standard deviations above the geometric mean length of stay for all DRGs. The average lengths of stay for the cases to be included in new DRGs 541 and 542 are 37.7 days and 28.9 days, respectively.

We proposed to revise the regulations governing the postacute transfer policy to include the alternative criteria described above (§ 412.4(d)). We also proposed that DRG 430 and new DRGs 541 and 542 would be included in the postacute care transfer policy.

In the May 18, 2004 proposed rule, we also called attention to the data concerning DRG 263, which was subject to the postacute care transfer policy until FY 2004. We removed DRG 263 from the postacute care transfer policy for FY 2004 because it did not have the minimum number of cases (14,000) transferred to postacute care (13,588 transfer cases in FY 2002, with more than 50 percent of transfer cases being short-stay transfers). The FY 2003 MedPAR data show that there were 15,602 transfer cases in the DRG in FY 2003, of which 46 percent were short-stay transfers. Because we removed the DRG from the postacute care transfer policy in FY 2004, it must meet all criteria to be included under the policy in subsequent fiscal years. Because the geometric mean length of stay for DRG 263 shows only a 6-percent decrease since 1999, DRG 263 does not qualify to be added to the policy for FY 2005 under the existing criteria that were included in last year's rule. DRG 263 would have qualified under the volume threshold and percent of short-stay transfer cases under the proposed new alternate criteria contained in the proposed rule. However, it still did not

meet the proposed required decline in length of stay to qualify to be added to the policy in FY 2005.

*Comment:* Several commenters objected to the proposed alternate criteria for DRGs to be included in the postacute care transfer policy. Some commenters believed that the proposed criteria were inappropriate because they appeared contrived to ensure that cases in the former DRG 483, which had a very high DRG weight and resulted in significant Medicare payments, would not be paid at the higher rate associated with those cases. One commenter stated that if CMS' creation of the two new DRGs for tracheostomies with and without surgical procedures does not create less variation in length of stay and cost per case, there is no need to split DRG 483 and no need to expand the transfer policy criteria. The commenters argued that if the split of DRG 483 into more specific DRGs will better account for variations in the original DRG, then the historical logic behind the transfer policy in these cases is no longer valid. Some commenters also believed that the alternate criteria did not meet the objective of the provision, which is to ensure that the postacute care transfer policy only subjects high volume DRGs to this payment method.

*Response:* We disagree with some of the points raised by these commenters. In the proposed rule (69 FR 28273) we clearly indicated that the alternate criteria to be included in the postacute care transfer policy still required relatively high volumes of postacute care transfer cases, as well as very high proportions of short stay transfer cases. We specifically chose a very high threshold for the percent of these postacute care transfer cases that are short-stay cases in order to avoid including inappropriate DRGs within the postacute care transfer policy. In many areas of Medicare program policy we employ a threshold of one standard deviation or less in order to qualify for inclusion to or exclusion from certain provisions. In this instance, we deliberately chose a much higher threshold in order to ensure that only those DRGs with the highest rate of short-stay postacute care transfers would be included in the policy.

However, in the light of these and other comments, we are not adopting the proposed alternate criteria in this final rule. We note that the postacute care transfer policy was not considered at the time the decision was made to split DRG 483. We do not intend to change our rationale for reorganizing DRGs into more coherent groups or to compromise the clinical cohesiveness of

the DRG system in order ensure cases are included in or excluded from the postacute care transfer policy or other CMS policies. We have discussed the reasons for splitting DRG 483 in section II.B.9. of the proposed rule and in this final rule. However, we do note that, while these cases will continue to be included in the postacute care transfer policy and subject to per diem payments, we anticipate that fewer cases will actually receive these reduced payments as the new DRGs better reflect the resources required to treat these patients. As a result, hospitals will have less incentive to discharge these patients to postacute care.

*Comment:* Some commenters suggested that in place of the proposed alternate criteria, we should adopt a policy of keeping cases within the scope of the postacute care transfer policy permanently once they initially qualify for inclusion in the policy. These commenters noted that removing DRGs from the postacute care transfer policy makes the payment system less stable and results in inconsistent incentives over time. They also argued that "a drop in the number of transfers to postacute settings is to be expected after the transfer policy is applied to a DRG, but the frequency of transfers may well rise again if the DRG is removed from the policy." Other commenters expressed concern about our changing of the policy criteria in 2 consecutive years. These commenters argued that such frequent changes in policy give the appearance that the policy has been contrived to achieve certain desired results and make the regulatory process unpredictable and unfair. They further imply that these "band-aid fixes" to the 20-year old Medicare system do not bode well for the confidence of outside organizations in regards to the program.

*Response:* We did consider grandfathering cases already included in the policy because this approach is, on the surface, the simplest method of ensuring these cases continue to be paid appropriately. However, we determined that in order to adopt this approach, we would also need to determine an appropriate timeframe for the grandfathering period. We did not believe that we could adequately predict or project what timeframe would be appropriate, not only in the case of the splitting of DRG 483 into DRGs 541 and 542, but also for future situations where this kind of split may occur. Therefore, we tried to develop appropriate, alternative criteria based on actual case data that could be monitored and applied from year to year.

However, due to the large number of comments received and the strong

arguments they have raised in favor of a more straightforward approach, we have decided not to adopt the alternate criteria proposed in the May 18, 2004 proposed rule. Instead, in this final rule we are adopting the policy of simply grandfathering, for a period of 2 years, any cases that were previously included within a DRG that has split, when the split DRG qualified for inclusion in the postacute care transfer policy for both of the previous 2 years. Under this policy, the cases that were previously assigned to DRG 483, and that will now fall into DRGs 541 and 542, will continue to be subject to the postacute care transfer policy for the next 2 years. We will monitor the frequency with which these cases are transferred to postacute settings and the percentage of these cases that are short-stay transfer cases. Because we are not adopting the proposed alternate criteria for DRG inclusion the postacute care transfer policy at this time, DRG 430 (Psychoses) does not meet the criteria for inclusion and will not be subject to the postacute care transfer policy for FY 2005.

We appreciate the recommendation to address situations such as the splitting of DRGs by simply including all cases within the postacute care transfer policy permanently once they have initially qualified. While we are not adopting this policy at this time, we will actively consider it for adoption at a later date. Meanwhile, we believe that grandfathering the cases formerly included in DRG 483 for 2 years is an appropriate interim measure that ensures a consistent payment approach to these cases while affording us sufficient time to undertake a thorough review of this issue. In the meantime, we welcome comments on how to treat the cases formerly included in a split DRG after the grandfathering period. We note that, if we were to adopt the policy recommended by the commenter, cases in DRGs 263 and 264 would again become subject to the policy. As noted above, these DRGs are already very close to meeting the criteria required to be re-included in the policy. However, we will monitor cases until next year or until such time that another change to this policy is warranted.

The table below displays the 30 DRGs that we are including in the postacute care transfer policy, effective for discharges occurring on or after October 1, 2004. This table includes the effects of dropping DRG 483, which we are deleting from the DRG list, and adding the two new DRGs 541 and 542 that will now incorporate the cases formerly assigned to DRG 483. As discussed above, these cases are being grandfathered into the policy for 2

years. The other DRGs meet the criteria specified above during both of the 2 most recent years for which data were

available prior to the publication of this final rule (FYs 2002 and 2003), as well as their paired-DRG if one of the DRGs

meeting the criteria includes a CC/no-CC split.

BILLING CODE 4120-01-P

DRG	DRG Title
12	Degenerative Nervous System Disorders
14	Intracranial Hemorrhage and Stroke with Infarction
24	Seizure and Headache Age >17 With CC
25	Seizure and Headache Age >17 Without CC
88	Chronic Obstructive Pulmonary Disease
89	Simple Pneumonia and Pleurisy Age > 17 With CC
90	Simple Pneumonia and Pleurisy Age >17 Without CC
113	Amputation for Circulatory System Disorders Except Upper Limb and Toe
121	Circulatory Disorders With AMI and Major Complication, Discharged Alive
122	Circulatory Disorders With AMI Without Major Complications Discharged Alive
127	Heart Failure & Shock
130	Peripheral Vascular Disorders With CC
131	Peripheral Vascular Disorders Without CC
209	Major Joint and Limb Reattachment Procedures of Lower Extremity
210	Hip and Femur Procedures Except Major Joint Age >17 With CC
211	Hip and Femur Procedures Except Major Joint Age >17 Without CC
236	Fractures of Hip and Pelvis
239	Pathological Fractures and Musculoskeletal and Connective Tissue Malignancy
277	Cellulitis Age >17 With CC
278	Cellulitis Age >17 Without CC
294	Diabetes Age>35
296	Nutritional and Miscellaneous Metabolic Disorders Age >17 With CC
297	Nutritional and Miscellaneous Metabolic Disorders Age >17 Without CC
320	Kidney and Urinary Tract Infections Age >17 With CC
321	Kidney and Urinary Tract Infections Age >17 Without CC
395	Red Blood Cell Disorders Age >17
429	Organic Disturbances and Mental Retardation
468	Extensive O.R. Procedure Unrelated to Principal Diagnosis
541 (formerly 483)	Tracheostomy with Mechanical Ventilation 96+ Hours or Principal Diagnosis Except Face, Mouth and Neck Diagnoses With Major O.R. Procedure
542 (formerly 483)	Tracheostomy with Mechanical Ventilation 96+ Hours or Principal Diagnosis Except Face, Mouth and Neck Diagnoses Without Major O.R. Procedure

**BILLING CODE 4120-01-C**

Section 1886(d)(5)(J)(i) of the Act recognizes that, in some cases, a substantial portion of the costs of care is incurred in the early days of the inpatient stay. Similar to the policy for transfers between two acute care hospitals, the transferring hospital in a

postacute care transfer receives twice the per diem rate for the first day of treatment and the per diem rate for each following day of the stay before the transfer, up to the full DRG payment. However, three of the DRGs subject to the postacute care transfer policy

exhibit a disproportionate share of costs very early in the hospital stay in postacute care transfer situations. For these DRGs, hospitals receive 50 percent of the full DRG payment plus the single per diem (rather than double the per diem) for the first day of the stay and



50 percent of the per diem for the remaining days of the stay, up to the full DRG payment.

In previous years, we determined that DRGs 209 and 211 met this cost threshold and qualified to receive this special payment methodology. Because DRG 210 is paired with DRG 211, we include payment for cases in that DRG for the same reason we include paired DRGs in the postacute care transfer policy (to eliminate any incentive to code incorrectly in order to receive higher payment for those cases). The FY 2003 MedPAR data show that DRGs 209 and 211 continue to have charges on the first day of the stay that are higher than 50 percent of the average charges in the DRGs. Therefore, we proposed to continue the special payment methodology for DRGs 209, 210, and 211 for FY 2005 (69 FR 28274).

We received no comments on this proposal. Therefore, we will continue the special payment methodology for these DRGs in FY 2005.

*Comment:* One commenter requested that we require physicians and postacute care facilities to notify the original treating hospital that a patient has been treated within 3 days at another facility. The commenter indicated that this step would reduce the burden on hospitals in relation to the postacute transfer policy.

*Response:* While we appreciate the commenter's concern to reduce the burdens on hospitals, we are reluctant to impose this burden on other entities, especially since these other entities are not affected by the payment decisions that are involved.

*B. Payments for Inpatient Care in Providers That Change Classification Status During a Patient Stay (§§ 412.2(b)(3) and 412.521(e))*

Situations may occur in hospital inpatient care settings where a Medicare provider changes its Medicare payment classification status during a patient's stay, for example, an acute care hospital is reclassified as a LTCH. (We refer to the patients in these situations as "crossover patients.") Different Medicare payment systems apply to care furnished to Medicare beneficiaries during inpatient stays, depending on the classification status of the provider. For example, payments to an acute care hospital for inpatient services are made under the IPPS on a per discharge basis, using a DRG classification system. Payments to LTCHs that are classified under section 1886(d)(1)(B)(iv)(I) of the Act are made under the LTCH PPS on a per discharge basis using a LTC-DRG classification system. The main difference between a LTCH that is

classified under section 1886(d)(1)(B)(iv)(I) of the Act and an acute care hospital is the average length of stay at the hospital. Specifically, section 1886(d)(1)(B)(iv)(I) of the Act defines a LTCH as "a hospital which as an average inpatient length of stay (as determined by the Secretary) of greater than 25 days."

Questions have arisen as to how Medicare should pay for an inpatient stay in a hospital when the hospital changes its classification status during the course of the beneficiary's single hospital stay. Specifically, how should Medicare pay for a patient's stay when the first part of that stay is in the acute care hospital (before the hospital was reclassified as a LTCH and the second part of that stay is in the same hospital after it is reclassified as a LTCH). Although the situation may occur in other settings, this payment issue is most prevalent for services furnished to crossover patients in a newly established LTCH. The fact is that all new LTCHs that seek LTCH classification under section 1886(d)(1)(B)(iv)(I) of the Act begin as other provider types, generally as acute care hospitals, and then these providers under the regulations at § 412.23(e)(3) are required to meet the average length of stay criterion by showing that for the period of at least 5 months of a preceding 6-month period, the hospital's average Medicare inpatient length of stay is greater than 25 days. Once the entity meets the criteria under § 412.23(e)(3), they are reclassified as LTCHs and are then paid under the LTCH PPS. It is for those patients who were admitted to the acute care hospital before the acute care hospital was reclassified as a LTCH and are discharged after the hospital is classified as a LTCH that we proposed to codify a revised crossover policy in the May 18, 2004 IPPS proposed rule.

To address payment for inpatient care for such crossover patients, we had issued instructions for hospital billing purposes (paper-based manual, Hospital Manual, HCFA Pub. 10, section 404, which has been replaced by the Medicare Claims Processing Manual, Pub. 100-4, Chapter 3, section 100.4.1) that were in effect prior to the implementation of the PPS for LTCHs (that is, prior to October 1, 2002). The manual instructed hospitals as follows: "The hospital must submit a discharge bill with the old provider number and an admission notice with the new provider number. The date of discharge and the date of admission are the same date, which is the first day of the new fiscal period. All subsequent billings are

submitted under the new provider number."

It is important to note that at the time this manual provision was written, IPPS-excluded hospitals were reimbursed under the reasonable cost-based (TEFRA) payment system, not other prospective payment systems. Thus, under the manual instructions, if a patient was in an acute care hospital and the hospital reclassified to a LTCH during the patient's stay, Medicare would then make payment for what was, in reality, only one episode of care as if it were two episodes. Specifically, the days of the stay while the facility was certified as an acute care hospital generated a full DRG payment under the IPPS; and the services provided from the time the facility was reclassified as a LTCH were paid under the TEFRA payment system. The patients were treated as if they were "admitted" to the "new" facility until the patient was actually discharged. We had proposed to revisit the issue of Medicare payment for crossover patients now that there has been a fundamental change in the Medicare payment system for LTCHs. That is, LTCHs are now being paid under a LTCH PPS which was effective for LTCHs for cost reporting periods beginning on or after October 1, 2002.

Under the LTCH PPS for crossover patients, under the existing Manual instructions, Medicare makes a full DRG payment under the IPPS to the acute care hospital for the "first portion" of the patient stay, and when the acute care hospital is reclassified as a LTCH, Medicare makes a second PPS payment under the LTCH PPS for the "second portion" of the stay. We believe that this results in excessive Medicare payments and results in the inappropriate use of the Medicare Trust Fund. We believe the result described above is contrary to a basic premise of a PPS, which is that a single PPS payment is adequate and appropriate reimbursement for the entire bundle of services that a hospital provides during the course of a patient's stay. We believe the care provided prior to and after the reclassification of a LTCH is really one bundle of services associated with a single hospitalization. The "discharge" from the acute care hospital and "admission" to the LTCH has only been a "paper discharge" that was triggered solely by a change in the classification status of the hospital treating the patient. In the instant case, the beneficiary by mere coincidence, was an inpatient of the acute care hospital when it reclassified the acute care hospital did not materially change the medical care it provided to the beneficiary during his/her single hospitalization because its classification

as an acute care hospital ended on one day and changed to LTCH classification on the next day. Under the existing manual instructions, the hospital is receiving not one payment, but two PPS payments, for a bundle of services that should have been adequately and properly reimbursed by a single PPS payment.

As explained in the May 18, 2004 proposed rule (69 FR 28275), presently, if the DRG assigned to the "discharge" from the acute care hospital for a crossover patient falls within one of the DRGs covered by the postacute care transfer policy at § 412.4(c) of the regulations, the provider will receive a payment under the postacute care transfer policy as if the patient, who in fact has not moved, was transferred to a postacute care provider. Payment under the postacute care transfer policy is triggered when a discharge bill with the old provider number and an admission notice with the new provider number is submitted and processed by the Medicare standard bill processing systems as a transfer. Because the patient is, in reality, at the "same" facility (an acute care hospital that has been reclassified as a LTCH) and is in one episode of care, we do not believe the application of the existing transfer policy is the appropriate methodology for dealing with the crossover patient situation described above. Under the postacute care transfer policy, the effect on payment is limited to a specific scenario; the payment to the transferring hospital is only affected if the patient is discharged prior to the day before the geometric mean length of stay for the DRG. When the patient is discharged by the day before the geometric mean length of stay, the "discharging" acute care hospital will receive the equivalent of the full IPPS DRG payment and the LTCH hospital will also receive a full LTCH PPS payment. Therefore, although the transfer policy addresses discharges from an acute care hospital that occur prior to the geometric mean length of stay for each DRG, it does not address crossover patients where the hospital is reclassified after the patient has a length of stay of at least the geometric mean length of stay.

As we have stated previously in this discussion, we believe that it is inappropriate to continue to allow the current payment policy for crossover patients. An acute care hospital before reclassification as a LTCH may admit and treat patients with multimorbidities that result in longer hospital stays than are characteristic of the patient census at a LTCH. Invariably, at the time the acute care hospital becomes a LTCH, there will be

patients who were admitted to the acute care hospital and who remain in the facility when it is reclassified as a LTCH and are ultimately discharged from the LTCH. An acute care hospital's change in classification status to a LTCH should have no impact on the course of treatment that is already underway for the patient in what would now be a LTCH. Thus, since we believe the proposed patient is receiving one consistent course of treatment throughout this stay, in the May 18, 2004 proposed rule, we proposed to revise the present policy and allow for only one Medicare payment for the patient's entire stay. In proposing this change in policy, we proposed to provide for one Medicare payment where previously there would have been two payments made for one stay; instead payment would be based on the PPS of the facility that is actually discharging the patient.

Under the proposed approach, we would include those days of care and costs incurred by the hospital for the crossover patient before the facility met the LTCH classification criteria, in determining payments to the LTCH for that patient under the LTCH PPS. Under this policy, for example, if an acute care hospital admits a patient on December 28 and the hospital reclassifies to a LTCH on January 1 when its cost reporting period begins, and the patient is physically discharged from the LTCH on February 5, one payment would be made for this entire stay (December 28–February 5), and payment would be based on the LTCH-DRGs under the LTCH PPS. We are counting the patient's entire hospitalization (that is, all days and costs of the patient stay in the facility that occurred prior to and after reclassification) in determining the applicable payment under the LTCH PPS. This provision would also count all the days of the patient stay, that is prior to and after reclassification, as LTCH days for purposes of determining whether the facility continues to meet the average length of stay requirement for LTCHs. We believe this is consistent with the discretionary authority granted to the Secretary at section 1886(d)(1)(B)(iv)(I) of the Act for determining lengths of stay for LTCHs. Specifically, section 1886(d)(1)(B)(iv)(I) of the Act provides that a LTCH is a hospital that has an average length of stay (as determined by the Secretary) of greater than 25 days. Thus, the Secretary determines how a LTCH's average length of stay is to be determined. (We are also using the broad discretionary authority provided in section 1871 of the Act to not count the days of the

patient's stay in the acute care hospital prior to reclassification as acute care days.)

In addition, we are using the broad authority in section 1871 of the Act to not pay for the days of the patient's stay in the acute care hospital as acute care days. Section 1871 authorizes the Secretary to promulgate regulations that are necessary to carry on the administration of the Medicare program. In addition, as stated in the proposed rule, we believe counting all days for the patient's stay and applying them in determining the PPS at the hospital that actually discharges the patients even though part of the stay was in a prior cost reporting period is consistent with the policy as recently revised at § 412.23(e)(3) of the regulations, which provides that if a LTCH patient is admitted in one cost reporting period and discharged in a second cost reporting period, all of the days of the patient's stay even those from prior fiscal years are counted in the cost reporting period in which the patient is discharged. In this example of the crossover patient, including the days in December may result in a full LTC-DRG payment rather than a lower payment possible under the short-stay outlier policy (§ 412.529) based solely on the length of the stay of the patient at the LTCH once it was reclassified. (Under the short-stay policy, we would adjust (lower) the Federal prospective payment if the payment is for a length of stay that is up to and including five-sixths of the geometric average length of stay for the LTC-DRG assigned to the case.)

While this final rule specifically addresses the situation of a crossover patient that is in an acute hospital that reclassifies as a LTCH during the course of the patient's stay, we believe the policy may be equally applicable to other crossover situations. For example, an acute care hospital may meet the requirements to be paid as a rehabilitation hospital (under IRF PPS) and there could be rehabilitation patients who were admitted to the acute care hospital who were not discharged from the hospital until after the facility was designated as an IRF. However, at this time, we are not making a change to the existing payment policy in situations other than the LTCH crossover patient. We have only addressed the LTCH crossover patient since, based on the statutory and regulatory qualifying criteria, every LTCH must first be certified as a hospital before it can meet the LTCH criteria. Therefore, it is inevitable that there will be crossover patients in the newly classified LTCH. However, the same is not true for other hospital

certifications. For example, a rehabilitation hospital can be certified as an IRF, without first being certified and paid as an acute care hospital for inpatient services. However, we intend to revisit the existing crossover patient policy as it affects other crossover situations in the future and would welcome receiving the industry's views on how Medicare payment policy should address those situations.

Accordingly, we are finalizing our proposed revisions to § 412.2(b) of the regulations to add a new paragraph (3) which would be applicable to acute care hospitals, and to add a new paragraph (e) to § 412.521 which would be applicable to LTCHs. The additions will specify that Medicare would make only one payment for a crossover patient to the LTCH that is discharging the patient based on the entire stay, both prior to the change to LTCH status and after the change. In order to implement the final policy, we will create systems adjustments that will enable the single claim generated by the discharging provider to include patient days under the initial provider number. We note that our final provisions to define and pay for crossover patient stays as one episode of care based on the PPS of the discharging provider are consistent with existing regulations. (Existing regulations have established that payment under the per discharge PPS constitutes "payment-in-full" for acute care hospitals and for LTCHs.

*Comment:* The commenters agreed that hospitals should not be receiving two payments for crossover patients, and stated that our proposed change in policy to pay for only one stay appears reasonable. Moreover, they suggested that we consider applying this policy to all conversions, including acute care to rehabilitation, rehabilitation to LTCH, and LTCH to rehabilitation so that payment rules could be consistent with those presented in this final rule.

*Response:* We appreciate the commenters' support of our policy change to allow only one payment in crossover situations. As we stated above, we believe this policy could be equally applicable in other crossover situations, and will be revisiting the crossover policy as it affects other similar situations in the future.

Therefore, we are proposing to finalize our proposal without modification.

### C. Geographic Reclassifications— Definitions of Urban and Rural Areas (§ 412.63(b), § 412.64(b), and 412.102)

#### 1. Revised MSAs

As we discussed in section III.B. and III.G. of the May 18, 2004 proposed rule and of this final rule, we proposed how we would implement OMB's revised standards for defining MSAs and our plan to use the New England MSAs established by OMB. These proposals relate to our policies in established regulations under § 412.63(b) governing geographic classification of hospitals for purposes of the wage index and the standardized amounts in determining the Federal rates for inpatient operating costs. In this section, we define the geographic areas for purposes of reclassification of hospitals. Therefore, consistent with our proposed changes to reflect the new definitions of CBSAs based on the Census 2000 data, effective for discharges occurring on or after October 1, 2004, in the May 18, 2004 proposed rule (69 FR 28277), we proposed to revise § 412.63(b) and add a new § 412.64(b) to reflect the existing geographic classification definitions.

We note that commenters did not express objections to this specific proposal. However, commenters expressed concern regarding various aspects of our proposal to adopt the new definition of CBSAs. We address these comments throughout this final rule.

#### 2. Transition Period for DSH Payments to Redesignated Hospitals

Section 412.102 of the regulations provides for a 3-year transition to the standardized amount and DSH adjustment payments to a hospital redesignation from urban to rural.

*Comment:* One commenter asked CMS to clarify whether the transition period that allows urban hospitals reclassified as rural to maintain their assignment to the MSA where they are currently located for 3 years applies to both the wage index and the DSH payment adjustment.

*Response:* As described in § 412.102, in the first year after a hospital loses urban status, the hospital will receive an additional payment that equals two-thirds of the difference between the urban DSH payments applicable to the hospital before its designation from urban to rural and the rural DSH payments applicable to the hospital subsequent to its redesignation from urban to rural. In the second year after a hospital loses urban status, the hospital will receive an additional payment that equals one-third of the difference between the urban DSH payment applicable to the hospital

before its redesignation from urban to rural and the rural DSH payments applicable to the hospital subsequent to its redesignation from urban to rural.

### D. Equalization of Urban and Rural Standardized Amounts (§ 412.63(c) and § 412.64)

Sections 1886(d)(2)(D) and (d)(3) of the Act previously required the Secretary to compute two average standardized amounts for discharges occurring in a fiscal year: one for hospitals located in large urban areas, and one for hospitals located in other areas. In addition, under sections 1886(d)(9)(B)(iii) and (d)(9)(C)(i) of the Act, the average standardized amount per discharge was determined for hospitals located in large urban and other areas in Puerto Rico. In accordance with section 1886(b)(3)(B)(i) of the Act, prior to April 1, 2003, the large urban average standardized amount was 1.6 percent higher than the other area average standardized amount. The two standardized amounts are currently equal, as discussed in the following paragraphs.

Section 402(b) of Public Law 108-7 required that, effective for discharges occurring on or after April 1, 2003, and before October 1, 2003, the Federal rate for all IPPS hospitals would be based on the large urban standardized amount. Subsequently, Public Law 108-89 extended section 402(b) of Public Law 108-7 to discharges occurring on or after October 1, 2003, and before April 1, 2004. Finally, section 401(a) of Public Law 108-173 required that, beginning with FY 2004 and thereafter, an equal standardized amount is to be computed for all hospitals at the level computed for large urban hospitals during FY 2003, updated by the applicable percentage update. This provision in effect makes permanent the equalization of the standardized amounts at the level of the previous standardized amount for large urban hospitals. Section 401(c) also equalizes the Puerto Rico-specific urban and other area rates.

Accordingly, in the May 18, 2004 proposed rule (69 FR 28277) and in this final rule, we are providing for a single national standardized amount and a single Puerto Rico standardized amount for FY 2005 and thereafter, as discussed in detail in the Addendum to this final rule. We are revising existing § 412.63 that includes the provisions related to computation of the standardized amount to make it applicable to fiscal years through FY 2004 and establishing a new § 412.64 that will include the provisions applicable to the single national standardized amount applicable for FY 2005 and subsequent

years. Similarly, we are revising existing § 412.210 for Puerto Rico to make it applicable to fiscal years through FY 2004 and adding a new § 412.211 for FY 2005 and subsequent years for the Puerto Rico standardized amount. We are also making conforming changes to various other sections of the regulations to reflect the single standardized amount for the States and for Puerto Rico.

The comments received in response to this specific proposal concurred with the proposal on the basis that it is consistent with the implementation of recent legislative changes.

#### *E. Reporting of Hospital Quality Data for Annual Hospital Payment Update (§ 412.64(d))*

##### 1. Background

Section 501(b) of Public Law 108-173 amended section 1886(b)(3)(B) of the Act to add a new subclause (vii) to revise the mechanism used to update the standardized amount for payment for inpatient hospital operating costs. Specifically, the amendment provides that the update percentage increase (also known as the market basket update) for each of FYs 2005 through 2007 will be reduced by 0.4 percentage points for any "subsection (d) hospital" that does not submit data on a set of 10 quality indicators established by the Secretary as of November 1, 2003. (The statutory reference to a "subsection (d) hospital" restricts the application of this provision to hospitals paid under the IPPS. Therefore, the provision does not apply to hospitals and hospital units excluded from the IPPS, nor to payments to hospitals under other systems such as the outpatient hospital PPS.) The statute also provides that any reduction will apply only to the fiscal year involved, and will not be taken into account in computing the applicable percentage increase for a subsequent fiscal year. This measure establishes an incentive for IPPS hospitals to submit data on the quality measures established by the Secretary.

In the May 18, 2004 proposed rule (69 FR 28277), we proposed to implement the provisions of section 501(b) as described at the CMS Web site: <http://www.cms.hhs.gov/quality/hospital>.

At a press conference on December 12, 2002, the Secretary of HHS announced a series of steps that HHS and its collaborators are taking for public reporting of hospital quality information. These collaborators include the American Hospital Association, the Federation of American Hospitals, the Association of American Medical Colleges, the Joint Commission

on Accreditation of Healthcare Organizations (JCAHO), the National Quality Forum, the American Medical Association, the Consumer-Purchaser Disclosure Project, the American Association of Retired Persons, the American Federation of Labor-Congress of Industrial Organizations and the Agency for Healthcare Research and Quality, as well as CMS, QIOs, and others.

CMS began the public reporting initiative in July 2003 with a professional Web site that provides data intended for health care professionals. The professional Web site will be followed by a consumer Web site. The information on the consumer Web site will include the data from the professional Web site but in an easy-to-use format for consumers. It is intended to be an important tool for individuals to use in making decisions about their health care coverage. This information will assist beneficiaries by providing comparison information for consumers who need to select a hospital. It will also serve as a way of encouraging hospitals to adopt quality improvement strategies.

The 10 measures that were employed in this voluntary initiative as of November 1, 2003, are:

- Heart Attack (Acute Myocardial Infarction)

Was aspirin given to the patient upon arrival to the hospital?

Was aspirin prescribed when the patient was discharged?

Was a beta-blocker given to the patient upon arrival to the hospital?

Was a beta-blocker prescribed when the patient was discharged?

Was an ACE inhibitor given to the patient with heart failure?

- Heart Failure

Did the patient get an assessment of his or her heart function?

Was an ACE inhibitor given to the patient?

- Pneumonia

Was an antibiotic given to the patient in a timely way?

Had a patient received a pneumococcal vaccination?

Was the patient's oxygen level assessed?

These measures have been endorsed by the National Quality Forum (NQF) and are a subset of the same measures currently collected for the JCAHO by its accredited hospitals. Many hospitals are currently participating in the Department's National Voluntary Hospital Reporting Initiative (NVHRI) and are already submitting data to the QIO Clinical Warehouse. The Secretary adopted collection of data on these 10 quality measures in order to: (1) Provide

useful and valid information about hospital quality to the public; (2) provide hospitals a sense of predictability about public reporting expectations; (3) begin to standardize data and data collection mechanisms; and (4) foster hospital quality improvement.

##### 2. Requirements for Hospital Reporting of Quality Data

For the hospital reporting initiative for the Medicare annual payment update provided for under section 501(b) of Public Law 108-173, we will be collecting data on the 10 clinical measures for all patients. We refer to this program as the Reporting Hospital Quality Data for the Annual Payment Update (RHQDAPU) program to distinguish it from the continuing NVHRI.

The procedures for participating in the RHQDAPU can be found on the QualityNet Exchange at the Web site: <http://www.qnetexchange.org> in the "Reporting Hospital Quality Data for Annual Payment Update Reference Checklist." This checklist also contains all of the forms to be completed by hospitals participating in the program. In order to participate in the RHQDAPU, hospitals must follow the following steps:

- The hospital must identify a QualityNet Exchange administrator who follows the registration process and submits the information through the QIO. This must be done, regardless of whether the hospital uses a vendor for transmission of data.

- All participants must first register with the QualityNet Exchange, regardless of the method used for data submission. If a hospital is currently participating in the voluntary reporting initiative, re-registration on the QualityNet Exchange is unnecessary. However, registration includes completion of the RHQDAPU Notice of Participation form. All hospitals must send the RHQDAPU form to their QIOs no later than August 1, 2004, for the FY 2005 update.

- The hospital must collect data for all 10 measures and submit the data to the QIO Clinical Warehouse either using the CMS Abstraction & Reporting Tool (CART), the JCAHO Oryx Core Measures Performance Measurement System (PMS), or another third-party vendor who has met the measurement specification requirements for data transmission to the QualityNet Exchange. The QIO Clinical Warehouse will submit the data to CMS on behalf of the hospitals. The submission will be done through QualityNet Exchange, which is a secure site that voluntarily

meets or exceeds all current Health Insurance Portability and Accountability Act (HIPAA) requirements, while maintaining QIO confidentiality as required by law. The information in the Clinical Warehouse is considered QIO data, and therefore, is subject to the stringent confidentiality regulations in 42 CFR Part 480.

Hospitals must begin the submission of data under the provisions of section 1886(b)(3)(B)(vii)(II) of the Act, as added by section 501(b) of Public Law 108-173, by July 1, 2004. Because section 501(b) of Public Law 108-173 grants a 30-day grace period for submission of data with respect to FY 2005, in the May 18, 2004 proposed rule, we proposed to allow hospitals until August 1, 2004, for completed submissions to be successfully accepted into the QIO Clinical Warehouse. Hospitals would be required to submit data for the first calendar quarter of 2004 discharges in order to meet the requirements for the FY 2005 payment update. Hospitals participating in the NVHRI that submitted the required 10 measures for the fourth calendar quarter of 2003 by the CMS-established deadline of May 15, 2004, and that met the registration requirements for the market basket update, would be given until August 15, 2004, to submit data for the first calendar quarter of 2004. There will be no chart-audit validation criteria in place for the FY 2005 payment update beyond the CART edits, currently in force, applied to data entering the QIO Clinical Warehouse. In addition, we proposed that we would estimate the minimum number of discharges anticipated to be submitted by a hospital using Medicare administrative data. We proposed to use this anticipated minimum number to establish our expectations of the number of cases for each hospital. Hospitals that do not treat a condition or have very few discharges would not be penalized and would receive the full annual payment update if they submit all the data they do possess. New hospitals should begin collecting and reporting data immediately and complete the registration requirements for the market basket update. The same standards that are applied to established hospitals would be applied to new hospitals when determining the expected number of discharges for the calendar quarters covered for each fiscal year.

In the May 18, 2004 proposed rule, we stated that the annual payment updates would be based on the successful submission of data to CMS via the QIO Clinical Warehouse by the established deadlines. Hospitals may withdraw from RHQDAPU at any time up to

August 1, 2004. Hospitals withdrawing from the program would not receive the full market basket update. Instead, they would receive a 0.4 percentage points reduction in the update. By law, a hospital's actions each fiscal year will not affect its update in a subsequent fiscal year. Therefore, a hospital must meet the requirements for RHQDAPU each fiscal year the program is in effect, and failure to receive the full update in one fiscal year will not affect its update in a succeeding fiscal year.

*Comment:* All of the commenters who addressed our proposed plans to implement section 501(b) of Public Law 108-173 supported hospitals providing quality performance data. Most of the commenters also mentioned that it was important for CMS and the Joint Commission on Accreditation of Healthcare Organizations (JCAHO) to align their respective quality measures and procedures to make collection and submission of this data as easy as possible.

*Response:* We are working with the JCAHO to accomplish this alignment on the current quality measures. We are also setting up a process to align any and all future measures that may be required by either organization. In addition, we have taken the necessary steps to ensure that this alignment is reflected in our chart audit validation process. We are committed to making the submission of the quality measures as seamless as possible for submitting either the core measures defined by JCAHO or the quality measures contained in the CMS Abstraction and Reporting Tool (CART).

*Comment:* Many of the comments expressed concerns about the proposed chart audit validation procedures.

*Response:* We believe that all of the data to be collected by CMS in its Clinical Warehouse must be timely, complete, and accurate. To accomplish this, we proposed reabstraction of data submitted to the Warehouse using the Clinical Data Abstraction Contractors (CDAC). The CDAC will request paper charts from each hospital that has submitted data to the warehouse and reabstract the quality measures using the CMS CART. Based upon the percent agreement rate at the element level (that is, the variables abstracted from the chart and used to construct each measure), hospitals achieving an 80-percent agreement with the CDAC abstraction will be considered as providing valid data. We will randomly sample charts for each hospital each quarter and aggregate across all charts to calculate the percent agreement. Several comments were concerned about our process for requesting copies of the

charts. Under the proposed rules, hospitals are allowed 30 days to provide the charts. A followup request is sent, if necessary, 15 days following the initial request. Charts not received by the 31st day are considered missing and a zero-percent agreement is assigned to that missing chart.

*Comment:* One commenter asked that we notify the hospital through our QNet Exchange Web site to alert the hospitals that a request for charts has been sent.

*Response:* We agree that this alert would be helpful and have included this in future enhancements to our processes.

*Comment:* Several commenters asked that we allow hospitals to submit additional information should the initial results be unfavorable.

*Response:* At this time, we believe allowing hospitals to submit additional information would create an untenable workload for our contractors. We have approximately 4,000 hospitals submitting data in response to section 501(b) of Public Law 108-173. In addition, we are collecting data from other hospitals that are participating in the NVHRI. We estimate that we will be receiving data from as many as 4,500 hospitals. We also believe it is important to keep the turnaround time for processing the validation records as short as possible. It is important both for our reporting requirements and for the hospitals to receive the validation results as soon as possible. To allow extensions for providing data on a piecemeal basis would extend the process beyond reasonable time limits. The CDAC process for requesting charts has been in place for over 6 years. We have been collecting both quality data and administrative data from all hospitals in the country during that time. We believe our process is functioning well, and we take steps to ensure that the chart requests are properly addressed and sent in a timely manner. We believe that hospitals understand the importance of these requests and will provide the charts in a timely manner.

*Comment:* Many of the commenters expressed concern about reconciling differences between the hospital abstracted and CDAC abstracted data. Several commenters asked that we allow hospitals to supplement the submitted medical charts during an appeal process.

*Response:* We have devised an appeal process that allows a hospital to review the validation results with their local QIO. If, after this review, the QIO agrees with the hospital's interpretation, the appeal is forwarded to the CDAC for review and correction, if necessary. We

do not believe we can allow hospitals to supplement the submitted medical charts during this appeal process. The original request asks for the complete chart, and we expect to receive all the information and documentation necessary to support the abstraction of the quality measures. Additional documentation puts the CDAC abstractors at a disadvantage and extends the time to complete the validation process. We understand that human error is possible and this is why we have set the required percent agreement at less than 100 percent.

*Comment:* Other commenters recommended that the adjudication of any differences noted between the hospital abstraction and the CDAC abstraction should be subject to third party review and verification.

*Response:* We believe that adopting this recommendation would create a lengthy and complicated process. We also believe that abstraction of the clinical data to calculate the quality measures is a straight-forward process. The information requested by each question in the abstraction tool is either there, as stated, or it is not. These data are not qualitative in their derivation and not subject to human opinion. Also, our stated policy for ensuring that the data in the warehouse meet our requirements for consistency and accuracy is that the CDAC abstraction using the CART tool constitutes the correct data, or gold standard. We have devoted a great deal of resources to ensuring that the CDAC abstraction process is consistent and accurate through our training and internal quality assurance. We consistently achieve inter rater reliability rates approaching 100 percent in the CDAC.

*Comment:* All of the commenters who addressed the sampling process asked that we reduce the percent agreement from our current 80 percent to at least 60 percent initially and gradually raise the rate to 80 percent.

*Response:* We do not believe that this is necessary or desirable for two reasons. First, we believe that the 80 percent level is a minimum level of agreement that we can accept at any time. This means that four out of five comparisons are the same. A 60 percent agreement would mean that only three out of five comparisons are the same. We do not believe this level of agreement is acceptable to meet our goal of ensuring submission of timely, complete, and accurate data.

Second, for the FY 2005 annual payment update, we do not have a chart audit validation requirement. We realize that hospitals need time to understand the chart audit validation process and

learn how to provide accurate and reliable data. We also need time to implement and test our procedures to ensure that we meet our goals of timely and accurate submission of data and provide a fair opportunity to hospitals to become familiar with the process. In support of the NVHRI program, we have started the validation process on data submitted to the warehouse beginning with calendar year 2003. We are providing feedback to the participating NVHRI hospitals that have deposited data in the warehouse and have instructed the QIOs to assist hospitals in correcting any issues or problems that are identified. The first data submission requirement for section 501(b) is the first calendar quarter of 2004. We will conduct chart audit validation on these data and provide feedback to all of the hospitals. The results of this first quarter will not affect annual payment update determinations for FY 2005 or subsequent fiscal years. We believe that this test period will provide hospitals the necessary lead time to improve their data abstraction processes and provide them with the opportunity to achieve the necessary 80 percent level of agreement prior to institution of the validation requirement for the annual payment update for FY 2006. By allowing the hospitals a penalty free period to meet the 80 percent level we maintain consistent expectations regarding the submission of accurate data and reduce any confusion that a constantly changing goal might introduce.

*Comment:* One commenter suggested we modify our assessment of percent agreement to differentiate between transcription errors and errors of omission. This commenter contended that the goal of the validation process is to determine if the standard of care has been met.

*Response:* We disagree. The goal of the chart audit validation process is to ensure that the hospital is submitting accurate data. In order to calculate quality measures, which are used to determine the standard of care, we need to have complete and accurate data. Errors of omission and transcription errors both contribute to errors in calculation of quality measures. Therefore, we believe it is important to include both errors in calculating the percent agreement. We agree that it is important to differentiate between these errors in order to provide feedback to the hospitals. The process we have in place to provide this feedback gives each hospital the detail abstraction results from the CDAC so that staff may determine the types of errors and take appropriate action.

In support of our goal of obtaining complete, timely and accurate data, the chart audit validation process will be applied to all data submitted to the clinical data warehouse. Several commenters argued that the validation in support of section 501(b) should only apply to the 10 quality measures required to be submitted. While such a restriction would not be in support of our policy on the integrity of the data in the clinical warehouse, we understand that receiving the full annual payment update is only subject to submission of the 10 required measures. To varying degrees, all of the data contained in the clinical warehouse are used to inform different parties on the quality of care delivered to patients. Therefore, we plan to apply the validation results in a two-step process. For purposes of the annual payment update, the validation will be restricted to the 10 measures. For purposes related to publishing data, we will apply the validation results to all of the measures submitted. This second validation will not affect the annual payment update.

*Comment:* Several commenters made suggestions on the quarterly sample size used to assess the percent agreement. One commenter recommended that we allow hospitals to submit additional records if the hospitals fail the initial validation. A second commenter suggested that we request a larger number of records and allow the hospital to select a subset to forward to the CDAC.

*Response:* In order to maintain the integrity of the chart audit validation process, the selection of records must be random and independent of the hospital's control to ensure that the records being reviewed are representative of the data submitted by the hospital. We do not believe we can compromise the validity of the audit procedure by giving up control of the cases selected.

*Comment:* Several commenters suggested that we consider optional standards for small volume hospitals. They contended that small differences in data validation can produce large percent differences that may adversely affect validation rates.

*Response:* Our plans call for calculating the percent agreement based upon the individual variables abstracted from each chart aggregated across all of the charts abstracted. That is, we will pool the variables to create a denominator and then calculate the percent agreement. This approach creates a percent agreement that is independent of the number of cases a hospital may treat. The problem for small volume hospitals is that they may

not generate enough cases to meet our minimum sample sizes. Our chart audit validation rules would have us then request all of the charts generated by these small volume hospitals and we would, in essence, be evaluating the "universe" of data for these hospitals. In such a case, we would be calculating the actual percent agreement for that hospital, rather than estimating this percent as in a hospital where we have sampled the cases. It is our intent to monitor the demands our processes will have on small volume hospitals and to consider modifications so as to not overburden these hospitals. However, we do believe that Medicare beneficiaries are entitled to the same high level of quality care in all hospitals providing services and that all hospitals should be subject to a similar level of assurance by CMS.

*Comment:* Several commenters requested that we engage in a series of training programs and briefings to educate the hospitals about the validation process and, in particular, provide information on the variables used in calculating the percent agreement.

*Response:* We agree that this is an important aspect of this process and we have instructed the QIOs to assist hospitals to understand the results of the chart audit validation as well as begin to educate the hospitals on the process itself. We have published on our QNet Exchange Web site all of the documentation that supports the chart audit validation process, including the list of variables included in our calculations. However, we will continue to explore better ways to educate hospitals, through our QIOs, on all of our processes.

*Comment:* Several commenters urged us to allow reasonable variation in abstracted data, especially for the variables containing continuous data such as the timing data. One commenter stated that our allowed variances seemed to be arbitrary.

*Response:* We note that we have published the variation allowed for each of these continuous data variables. Our decisions on how much variation to allow in calculating these timing measures are the result of input from our clinical experts. Each variable was carefully considered in this context. For example, the variation allowed for the pneumonia and surgical infection timing is based on the fact that the measures derived from those values are measured in hours. In contrast, the acute myocardial infarction indicators are measured in minutes so the timing variables need to be more accurate. We will conduct research on this issue as we collect data to test and refine our

theoretical expectations against the empirical data.

*Comment:* One commenter urged us to streamline and automate our registration and attestation processes so that potential administrative problems do not prevent eligible hospitals from receiving their annual payment update.

*Response:* We agree that this is an important issue. It is our policy to guard against just such a situation. We will be upgrading our systems, with input from the hospital community, to minimize this potential problem.

*Comment:* One commenter raised concerns about the accessibility of the clinical warehouse data through our QNet Exchange server. The commenter suggested that other users, such as corporate quality assurance staff employed by a hospital system and not necessarily the specific hospital, as well as staff from JCAHO accredited ORYX vendors should be able to see a hospital's data to assist that hospital in its data collection and reporting and quality assurance activities.

*Response:* Under current policy, only staff from a specific hospital are allowed to access that hospital's data through a system of user registration and password protections. This is a result of the laws and regulations that govern the data our QIOs maintain in the Clinical Warehouse. Specifically, regulations prohibit QIOs from releasing data that identifies individual hospitals without first notifying the hospitals and allowing a 30-day response period. In principle, we agree with the suggestion that other users, such as corporate quality assurance staff employed by a hospital system and not necessarily the specific hospital, as well as staff from JCAHO accredited ORYX vendors should be able to see a hospital's data (not patient-identified data) to assist that hospital in its data collection and reporting and quality assurance activities. We believe we can resolve the legal issues satisfactorily and we anticipate implementation of mechanisms to allow this type of access in the Fall of 2004.

*Comment:* Several commenters expressed a concern that the designation of the 10 quality indicators in section 501(b) fixes, by law, measures that in fact are subject to change depending upon medical science and the evolving field of quality measurement. While realizing that CMS cannot change the required data by regulation, the commenters nonetheless believed that some accommodation should be considered for allowing these measures to be modified or changed as the knowledge in the field of quality measurement changes.

*Response:* We agree that the field of quality measurement is a changing landscape and that, sometimes, accommodations need to be made. However, we would point out that section 501(b) contains a sunset clause for these 10 measures. Submission of the data on the 10 quality measures is only required for FYs 2005, 2006, and 2007 in order for a hospital to receive the full annual payment update. Otherwise, we are required to enforce the law as written.

*Comment:* Several commenters made note of our attempts to estimate the minimum number of cases that CMS expects from each hospital. They were particularly concerned that this number will not be an accurate representation of the number of cases a hospital may treat.

*Response:* The estimate of the minimum number of cases that we are providing is based upon the average number of Medicare discharges per quarter found in the administrative data for each hospital over the last 2 years. In contrast, section 501(b) requires that the submitted data include all payers and not just the Medicare beneficiaries. We recognize that this distinction is a shortcoming in our calculation of the minimum number of cases. However, we do not have any data from which to estimate how many non-Medicare patients a hospital treats. Our intent is to monitor the submissions from the hospitals and to update our estimates as we gain experience, taking into account sampling where appropriate.

*Comment:* One commenter believed it was important that its organization participate in the formulation of quality measures, given the importance attached to these measures.

*Response:* All of the measures CMS currently collects, as well as those measures collected by the JCAHO, are endorsed by the National Quality Forum (NQF). This organization uses a consensus process to develop quality measures for all health care settings. Its deliberations include all aspects of a quality measure, including current standards of practice, documentation requirements, and the scientific research supporting the measure. Membership is open to all interested parties. These organizations can contact the NQF and participate through this mechanism. The 10 measures are required by statute and have been endorsed by the NQF.

*Comment:* One commenter was concerned about new hospitals that are not able to meet the registration and reporting requirements simply because they were not in existence during the first quarter of calendar year 2004, but will be operating throughout FY 2005.

*Response:* We agree that new hospitals should not be disadvantaged by their inability to report data prior to opening. Therefore, we will hold these hospitals harmless with respect to the update. The instructions we have given the QIOs are to have these new hospitals register with QNet Exchange as soon as possible; complete the pledge to participate in the annual payment update; complete the form that tells CMS the hospital has zero discharges for the first quarter of calendar year 2004, and begin submitting the required data as it becomes available in the future.

*Comment:* Several commenters were concerned about our intent to publish the quality measure data that we receive through section 501(b). These commenters focused on the validation of the published data and on the use of composite hospital level scores, as opposed to individual measures.

*Response:* We have stated that we intend to use validation results as part of the criteria for publishing the hospital data. This is still our intent. However, we recognize that situations may change and we may have to modify this decision. It is our practice, in this situation, to notify the community should this decision change. As to the use of a composite score at the hospital level, we have not made our final decisions about the format for publishing these data, but we are considering the use of composite scores.

### 3. Submission of Hospital Data for FYs 2006 and 2007

For FYs 2006 and 2007, we will require hospitals to submit data quarterly, starting August 15, 2004. Eligibility for the full annual payment update will be based on the most recent four quarters of data. These data would be submitted on the same schedule for data transmission currently in force for CART data. That is, data must be submitted to the QIO Clinical warehouse no later than 15 calendar days after the fourth month following the end of the calendar quarter. This schedule is available at <http://www.qnetexchange.org>. We will establish validation requirements for submitted data for FYs 2006 and 2007. Submissions would, at a minimum, need to be accurate, timely, and complete. That is—

- The hospital-submitted data must meet minimum levels of reliability through chart audit re-abstractions over all topics. At the data element level, there must be an 80 percent agreement between the original abstraction and the re-abstraction using the CART tool.
- The submitted data must be on schedule, pass all warehouse edits, and

be successfully accepted into the warehouse.

- Completeness of submitted data will be assessed to ensure the number of submitted cases corresponds to the number of bills submitted by the hospital to CMS.

We are planning to publish the most recent 12 months of discharge data (4 quarters) for all data accepted into the warehouse and passing all validation requirements. For FY 2005, we will publish as much data as we have available. Hospitals will have the opportunity to review the information prior to posting on the CMS Web site. However, there will be no opportunity to withhold the publication of the information. The preview will only be to correct obvious errors. Comments regarding the requirements for the submission of quality data for FY 2006 and FY 2007 are presented above in conjunction with the comments regarding the general requirements for hospital reporting of quality data.

### 4. Regulation Change

In the May 18, 2004 proposed rule (69 FR 28279), we proposed to establish a new § 412.64(d)(2) to provide that, for FYs 2005, 2006, and 2007, the applicable percentage change is reduced by 0.4 percentage points in the case of any subsection (d) hospital that does not submit data to CMS on the 10 quality indicators established by the Secretary as of November 1, 2003. Any reduction will apply only to the fiscal year involved, and will not be taken into account in computing the applicable percentage increase for a subsequent fiscal year.

*Comment:* MedPAC reiterated its support of the concept of tying payment to quality performance. MedPAC did question the need to financially reward or penalize hospitals just for submitting data. It also noted that the statute requires hospitals to report on the quality measures that were a part of the NVHRI as of November 2003. MedPAC recommended that the Secretary should have the authority to update the measures on a regular basis, adding or retiring measures as clinical guidelines change or when providers reach high levels of performance in certain areas.

*Response:* While payment for performance may be an ultimate goal, the current law is specific in tying the annual payment update data to reporting only. We point out that hospitals, as a condition of participation and payment, are required to submit charts of Medicare patients for review upon the request of the program. The failure to do so may result in a denial of payment for that discharge. We

appreciate MedPAC's recommendation that the Secretary should have the authority to update the measures that are reported. As MedPAC's comment implies, adoption of this recommendation would require a statutory change.

*Comment:* One commenter asked whether the Medicare intermediaries would receive specific instructions about how to implement this differential update for hospitals that do and do not submit quality data.

*Response:* As we indicated in the proposed rule, we will be modifying our payment software to apply the correct updates to hospitals, depending on whether they submit the requisite data on the 10 quality indicators. The software will automatically provide payment based on the fully updated rate to hospitals that have submitted data on the requisite quality measures.

In this final rule, we are adopting, as final, the new § 412.64(d)(2) as proposed. This new section of the regulations provides that, for FYs 2005, 2006, and 2007, the applicable percentage change is reduced by 0.4 percentage points in the case of any subsection (d) hospital that does not submit data to CMS on the 10 quality indicators established by the Secretary as of November 1, 2003. Any reduction will apply only to the fiscal year involved, and will not be taken into account in computing the applicable percentage increase for a subsequent fiscal year.

We show the different standardized amounts that apply to hospitals that submit the requisite quality data, and to hospitals that do not, in the Addendum to this final rule.

### F. Revision of the Labor-Related Share for the Hospital Wage Index (§ 412.64(h))

As discussed in section III. of the preamble of this final rule, section 1886(d)(3)(E) of the Act directs the Secretary to adjust the proportion of the national prospective payment system base payment rates that are attributable to wages and wage-related costs by a factor that reflects the relative differences in labor costs among geographic areas. It also directs the Secretary to estimate from time to time the proportion of hospital costs that are labor-related. The portion of hospital costs attributable to wages and wage-related costs is referred to as the labor-related share. The labor-related share of the prospective payment rate is adjusted by an index of relative labor costs, which is referred to as the wage index. In the past, we have defined the labor-related share for prospective payment



acute care hospitals as the national average proportion of operating costs that are related to, influenced by, or vary with the local labor market. The labor-related share for the acute care hospital inpatient prospective payment system has been calculated as the sum of the weights for wages and salaries, fringe benefits, nonmedical professional fees, contract labor, postage, and labor-intensive services. For FY 2004, the labor share of the hospital wage index was established at 71.066 percent.

Section 403 of Public Law 108-173 amended section 1886(d)(3)(E) of the Act to provide that the Secretary must use 62 percent as the labor-related share unless application of this percentage "would result in lower payments than would otherwise be made." However, this provision of Public Law 108-173 did not change the legal requirement that the Secretary estimate "from time to time" the proportion of hospitals' costs that are "attributable to wages and wage-related costs." In fact, section 404 of Public Law 108-173 requires the Secretary to develop a frequency for revising the weights used in the hospital market basket, including the labor share, to reflect the most current data more frequently than once every 5 years. Section 404 further requires us to include in the final IPPS rule for FY 2006 an explanation of the reasons for, and options considered, in determining such frequency.

Under section III. of this final rule (and in the May 18, 2004 proposed rule), we discuss our implementation of section 1886(d)(3)(E) of the Act, as amended by section 403, as it applies to the development of the FY 2005 wage index. In this section IV.F. of the preamble, we are incorporating the provisions of section 403 of Public Law 108-173 under a new § 412.64(h). Specifically, we are specifying that CMS will adjust the proportion of the Federal rate for inpatient operating costs that are attributable to wages and labor-related costs for area differences in hospital wage levels by a factor (established by CMS based on survey data) reflecting the relative level of hospital wages and wage-related costs in the geographic area (that is, urban or rural area as determined by the regulations) of the hospital compared to the national average level of hospital wages and wage-related costs. The wage index will continue to be updated annually. In addition, we are specifying that CMS will determine the proportion of the Federal rate that is attributable to wages and labor-related costs from time to time, employing a methodology that is described in the annual regulation updating the system of payment for

inpatient hospital operating costs. However, CMS will employ 62 percent as the proportion of the rate that is adjusted for the relative level of hospital wages and wage-related costs, unless employing that percentage would result in lower payments for the hospital than employing the proportion determined under the methodology described in the preceding sentence.

We did not receive any public comments on our proposed implementation of section 403 of Public Law 108-173. Therefore, we are adopting as final, the proposed addition of the section 403 provisions in § 412.64(h) of the regulations.

#### *G. Wage Index Adjustment for Commuting Patterns of Hospital Employees (§ 412.64(i))*

As discussed in section III.H.3.e. of this final rule (and in the May 18, 2004 proposed rule), section 505 of Public Law 108-173 established new section 1886(d)(13) of the Act. We refer readers to section III.H.3.e for a discussion of this adjustment.

We are incorporating the provisions of section 505 of Public Law 108-173 in the regulations by adding a new § 412.64(i).

To identify "qualifying counties," we use commuting data compiled by the U.S. Census Bureau based on a special tabulation of Census 2000 journey-to-work data. This information is gathered from responses to the Census long-form (sample) questions on where people worked. The resulting county-of-residence by county-of-work commuter flow file uses 108 Industrial Structure codes, developed by the Bureau of Economic Analysis. We limited the data set to those employees working in the category designated "hospitals." (BEA code 622000).

In order to be considered a qualifying county, the hospitals in such county must meet the criteria listed § 412.64(i). First, the difference between the county's wage index and the weighted wage index of the surrounding higher wage index areas to which hospital workers commute must be greater than zero. Thus, any increase in the wage index resulting from this provision that is greater than zero percent would be recognized for meeting this criterion. Second, the county must meet the minimum out-migration threshold of 10 percent (the minimum out-migration percentage permitted by statute). Third, the average hourly wage of the hospitals located in the county must equal or exceed the wage index of the labor market area in which the county is located.

As stated in section III.H.3.e. of this preamble, for this third criterion, we will use the average of hospitals' 3-year average hourly wage for all hospitals in a given county. We compared this county average hourly wage to the 3-year average hourly wage for the labor market area where the county is located. We are using the 3-year average hourly wage because we believe it gives a better estimate for the wages paid by a given hospital over a period of time.

In addition, as stated in section III.H.3.e. of this preamble that we will apply the out-migration adjustment in an automatic manner. All hospitals located in qualifying counties will automatically receive the increase in wage index, unless the hospital has already been reclassified to another geographic area, including reclassifications under section 508 of Public Law 108-173. If a hospital has been redesignated under section 1886(d)(8)(B) of the Act, reclassified under section 1886(d)(10) of the Act, or reclassified under section 508 of Public Law 108-173, we assume that the hospital wishes to remain reclassified/redesignated and does not want to receive the out-migration adjustment. This wage index increase will be effective for a period of 3 fiscal years, FY 2005 through FY 2007.

Hospitals receiving this wage index increase under section 1886(d)(13)(F) of the Act are not eligible for reclassification under section 1886(d)(8)(B) or section 1886(d)(10) of the Act, or under section 508 of Public Law 108-173. Therefore, in the proposed rule, consistent with § 412.273, we stated that hospitals that were reclassified by the MGRB were permitted to terminate their reclassifications or redesignations within 45 days of the publication of the proposed rule in the *Federal Register* (that is, by July 2, 2004).

In this final rule, we have allowed for a one time rule for FY 2005 that would allow hospitals a 30-day period after publication of this final rule when they can decide if they would rather take advantage of their redesignation/reclassification or the out-migration adjustment. Hospitals will have 30 days after the publication of this rule in the *Federal Register* to either— (1) submit to us a request to terminate their reclassifications under section 1886(d)(10) of the Act (or under section 508 of Public Law 108-173) or redesignated status under section 1886(d)(8)(B) of the Act and receive the out-migration adjustment instead; or (2) reactivate a hospital's reclassification/redesignation if a hospital withdrew its reclassification/redesignation within 45

days of publication of the May 18, 2004 proposed rule. (Only one hospital requested waiver of its redesignation.) If we do not receive a request for termination or reactivation within this 30-day period, we will assume that hospitals that have been redesignated under section 1886(d)(8)(B) of the Act or reclassified under section 1886(d)(10) of the Act or under section 508 of Public Law 108-173 would prefer to keep their redesignation/reclassification. In addition, if within 30 days of publication of this final rule, we do not receive a request from the one hospital that withdrew its redesignation to reactivate such redesignation, we will assume that the hospital wishes to receive the out-migration adjustment. Finally, we wish to clarify that (except for the one hospital that has already withdrawn its redesignation) hospitals that wish to retain their redesignation/reclassification (instead of receiving the out-migration adjustment) for FY 2005 did not and do not have to submit a formal request to CMS, and will automatically retain their reclassification/redesignation status for FY 2005.

*H. Additional Payments for New Medical Services and Technology: Policy Changes (§§ 412.87 and 412.88)*

As discussed in section II.D. of the preamble of this final rule (and in the preamble of the May 18, 2004 proposed rule), sections 1886(d)(5)(K) and (L) of the Act establish a process of identifying and ensuring adequate payment for new medical services and technologies under the IPPS, effective for discharges beginning on or after October 1, 2001. Section 1886(d)(5)(K)(ii)(I) of the Act specifies that the process must apply to a new medical service or technology if, "based on the estimated costs incurred with respect to discharges involving such service or technology, the DRG prospective payment rate otherwise applicable to such discharges under this subsection is inadequate." Section 1886(d)(5)(K)(vi) of the Act specifies that a medical service or technology will be considered "new" if it meets criteria established by the Secretary after notice and opportunity for public comment.

Sections 1886(d)(5)(K)(ii) through (d)(5)(K)(vi) of the Act further provide—

- For an additional payment for new medical services and technology in an amount beyond the DRG prospective payment system payment rate that adequately reflects the estimated average costs of the service or technology.

- That the requirement for an additional payment for a new service or technology may be satisfied by means of

a new technology group (described in section 1886(d)(5)(L) of the Act), an add-on payment, a payment adjustment, or any other similar mechanism for increasing the amount otherwise payable with respect to a discharge.

- For the collection of data relating to the cost of a new medical service or technology for not less than 2 years and no more than 3 years after an appropriate inpatient hospital services code is issued. The statute further provides that discharges involving new services or technology that occur after the collection of these data will be classified within a new or existing DRG group with a weighting factor derived from cost data collected for discharges occurring during such period.

Section 412.87(b)(1) of our existing regulations provides that a new technology will be an appropriate candidate for an additional payment when it represents an advance in medical technology that substantially improves, relative to technologies previously available, the diagnosis or treatment of Medicare beneficiaries (see the September 7, 2001 final rule (66 FR 46902)). Section 412.87(b)(3) provides that, to receive special payment treatment, new technologies meeting this clinical definition must be demonstrated to be inadequately paid otherwise under the DRG system.

In the August 1, 2003 final IPPS rule, we revised the threshold amount for determining if payment for a new technology or medical service is inadequate, effective for FY 2005 and subsequent fiscal years (68 FR 45392). We lowered the previously established threshold of 1 standard deviation to 75 percent of 1 standard deviation (based on the logarithmic values of the charges) beyond the geometric mean standardized charges for all cases in the DRG to which the new technology is assigned (or the case-weighted average of all relevant DRGs, if the new technology occurs in many different DRGs), transformed back to charges.

Section 503(b) of Public Law 108-173 amended section 1886(d)(5)(K)(ii)(I) of the Act to specify that in determining whether payments for a new technology or medical service are inadequate, the Secretary is to determine and apply a threshold amount that is the "lesser of 75 percent of the standardized amount (increased to reflect the difference between cost and charges) or 75 percent of 1 standard deviation for the DRG involved." As a result of enactment of section 503(b), as we proposed in the May 18, 2004 proposed rule, we are revising our regulations at § 412.87(b)(3) to incorporate the revised threshold amount.

The report language accompanying section 533 of Public Law 106-554 indicated Congressional intent that the Secretary implement the new mechanism on a budget neutral basis (H.R. Conf. Rep. No. 106-1033, 106th Cong., 2nd Sess., at 897 (2000)). Section 1886(d)(4)(C)(iii) of the Act requires that the adjustments to annual DRG classifications and relative weights must be made in a manner that ensures that aggregate payments to hospitals are not affected. Therefore, in the past, we accounted for projected payments under the new medical service and technology provision during the upcoming fiscal year at the same time we estimated the payment effect of changes to the DRG classifications and recalibration. The impact of additional payments under this provision was then included in the budget neutrality factor, which was applied to the standardized amounts and the hospital-specific amounts.

To balance appropriately the Congressional intent to increase Medicare payments for eligible new technologies with concern that the total size of those payments not result in significantly reduced payments for other cases, we set a target limit for estimated add-on payments for new technology under the provisions of sections 1886(d)(5)(K) and (L) of the Act at 1.0 percent of estimated total operating prospective payments. In accordance with § 412.88(c) of the regulations, if the target limit was exceeded, we would reduce the level of payments for approved technologies across the board, to ensure estimated payments did not exceed the limit.

Section 503(d)(1) of Public Law 108-173 amended section 1886(d)(5)(K)(ii)(III) of the Act to remove the budget neutrality provision for add-on payments for a new medical service or technology. Section 503(d)(2) specifies that "There shall be no reduction or other adjustment to payments under section 1886 of the Social Security Act because an additional payment is provided" for new technology. Accordingly, as a result of the enactment of section 503(d) of Public Law 108-173, we will no longer include the impact of additional payments for new medical services and technologies in the budget neutrality factor. In addition, as we proposed in the May 18, 2004 proposed rule, we are deleting § 412.88(c) of the regulations. All the comments that we received on add-on payments for new technologies are addressed in section II.E. of the preamble to this final rule.

### I. Rural Referral Centers (§ 412.96)

Under the authority of section 1886(d)(5)(C)(i) of the Act, the regulations at § 412.96 set forth the criteria that a hospital must meet in order to qualify under the IPPS as a rural referral center. For discharges occurring before October 1, 1994, rural referral centers received the benefit of payment based on the other urban standardized amount rather than the rural standardized amount. Although the other urban and rural standardized amounts are the same for discharges occurring on or after October 1, 1994, rural referral centers continue to receive special treatment under both the DSH payment adjustment and the criteria for geographic reclassification.

Section 402 of Public Law 108-173 raised the DSH adjustment for other rural hospitals with less than 500 beds and rural referral centers. Other rural hospitals with less than 500 beds are subject to a 12-percent cap on DSH payments. Rural referral centers are not subject to the 12.0 percent cap on DSH payments that is applicable to other rural hospitals (with the exception of rural hospitals with 500 or more beds). Rural referral centers are not subject to the proximity criteria when applying for geographic reclassification, and they do not have to meet the requirement that a hospital's average hourly wage must exceed 106 percent of the average hourly wage of the labor market area where the hospital is located.

Section 4202(b) of Public Law 105-33 states, in part, "[a]ny hospital classified as a rural referral center by the Secretary \* \* \* for fiscal year 1991 shall be classified as such a rural referral center for fiscal year 1998 and each subsequent year." In the August 29, 1997 final rule with comment period (62 FR 45999), we also reinstated rural referral center status for all hospitals that lost the status due to triennial review or MGCRB reclassification, but not to hospitals that lost rural referral center status because they were now urban for all purposes because of the OMB designation of their geographic area as urban. However, subsequently, in the August 1, 2000 final rule (65 FR 47089), we indicated

that we were revisiting that decision. Specifically, we stated that we would permit hospitals that previously qualified as a rural referral center and lost their status due to OMB redesignation of the county in which they are located from rural to urban to be reinstated as a rural referral center. Otherwise, a hospital seeking rural referral center status must satisfy the applicable criteria.

One of the criteria under which a hospital may qualify as a rural referral center is to have 275 or more beds available for use (§ 412.96(b)(1)(ii)). A rural hospital that does not meet the bed size requirement can qualify as a rural referral center if the hospital meets two mandatory prerequisites (a minimum case-mix index and a minimum number of discharges) and at least one of three optional criteria (relating to specialty composition of medical staff, source of inpatients, or referral volume) (§ 412.96(c)(1) through (c)(5)). (See also the September 30, 1988 *Federal Register* (53 FR 38513)). With respect to the two mandatory prerequisites, a hospital may be classified as a rural referral center if—

- The hospital's case-mix index is at least equal to the lower of the median case-mix index for urban hospitals in its census region, excluding hospitals with approved teaching programs, or the median case-mix index for all urban hospitals nationally; and
- The hospital's number of discharges is at least 5,000 per year, or, if fewer, the median number of discharges for urban hospitals in the census region in which the hospital is located. (The number of discharges criterion for an osteopathic hospital is at least 3,000 discharges per year, as specified in section 1886(d)(5)(C)(i) of the Act.)

#### 1. Case-Mix Index

Section 412.96(c)(1) provides that CMS will establish updated national and regional case-mix index values in each year's annual notice of prospective payment rates for purposes of determining rural referral center status. The methodology we use to determine the proposed national and regional case-mix index values is set forth in

regulations at § 412.96(c)(1)(ii). The proposed national median case-mix index value for FY 2005 includes all urban hospitals nationwide, and the proposed regional values for FY 2005 are the median values of urban hospitals within each census region, excluding those hospitals with approved teaching programs (that is, those hospitals receiving indirect medical education payments as provided in § 412.105). These proposed values are based on discharges occurring during FY 2003 (October 1, 2002 through September 30, 2003) and include bills posted to CMS' records through March 2004.

In the May 18, 2004 proposed rule (69 FR 28281), we proposed that, in addition to meeting other criteria, if they are to qualify for initial rural referral center status for cost reporting periods beginning on or after October 1, 2004, rural hospitals with fewer than 275 beds must have a case-mix index value for FY 2003 that is at least—

- 1.3550; or
- The median case-mix index value (not transfer-adjusted) for urban hospitals (excluding hospitals with approved teaching programs as identified in § 412.105) calculated by CMS for the census region in which the hospital is located. (See the table set forth in the May 18, 2004 proposed rule at 69 FR 28282.)

Based on the latest data available (FY 2003 bills received through March 2004), in addition to meeting other criteria, hospitals with fewer than 275 beds, if they are to qualify for initial rural referral center status for cost reporting periods beginning on or after October 1, 2004, must have a case-mix index value for FY 2004 that is at least—

- 1.2496; or
- The median case-mix index value (not transfer-adjusted) for urban hospitals (excluding hospitals with approved teaching programs as identified in § 412.105) calculated by CMS for the census region in which the hospital is located.

The final median case-mix index values by region are set forth in the following table:

Region	Case-Mix Index Value
1. New England (CT, ME, MA, NH, RI, VT)	1.2157
2. Middle Atlantic (PA, NJ, NY)	1.2118
3. South Atlantic (DE, DC, FL, GA, MD, NC, SC, VA, WV)	1.2365
4. East North Central (IL, IN, MI, OH, WI)	1.1957
5. East South Central (AL, KY, MS, TN)	1.0901
6. West North Central (IA, KS, MN, MO, NE, ND, SD)	1.0855
7. West South Central (AR, LA, OK, TX)	1.1371
8. Mountain (AZ, CO, ID, MT, NV, NM, UT, WY)	1.1696
9. Pacific (AK, CA, HI, OR, WA)	1.2698

Hospitals seeking to qualify as rural referral centers or those wishing to know how their case-mix index value compares to the criteria should obtain hospital-specific case-mix index values (not transfer-adjusted) from their fiscal intermediaries. Data are available on the Provider Statistical and Reimbursement (PS&R) System. In keeping with our policy on discharges, these case-mix index values are computed based on all Medicare patient discharges subject to DRG-based payment.

#### 2. Discharges

Section 412.96(c)(2)(i) provides that CMS will set forth the national and regional numbers of discharges in each year's annual notice of prospective payment rates for purposes of determining rural referral center status.

As specified in section 1886(d)(5)(C)(ii) of the Act, the national standard is set at 5,000 discharges. In the May 18, 2004 proposed rule, we proposed to update the regional standards based on discharges for urban hospitals' cost reporting periods that began during FY 2001 (that is, October 1, 2000 through September 30, 2001), which is the latest available cost report data we had at that time. In last year's final rule we inadvertently indicated that we relied upon data regarding discharges occurring during FY 2002. However, we have now determined that our values for FY 2004 were based upon data regarding discharges occurring during FY 2000.

Therefore, in the May 18, 2004 proposed rule (69 FR 28282), we proposed that, in addition to meeting

other criteria, a hospital, if it is to qualify for initial rural referral center status for cost reporting periods beginning on or after October 1, 2004, must have as the number of discharges for its cost reporting period that began during FY 2001 a figure that is at least—

- 5,000 (3,000 for an osteopathic hospital); or
- The median number of discharges for urban hospitals in the census region in which the hospital is located. (See the table set forth in the May 18, 2004 proposed rule at 69 FR 28282.)

Based on the latest discharge data available at this time, that is, for cost reporting periods that began during FY 2002, the final median number of discharges for urban hospitals by census region area are as follows:

Region	Number of Discharges
1. New England (CT, ME, MA, NH, RI, VT)	7,557
2. Middle Atlantic (PA, NJ, NY)	9,466
3. South Atlantic (DE, DC, FL, GA, MD, NC, SC, VA, WV)	9,602
4. East North Central (IL, IN, MI, OH, WI)	8,323
5. East South Central (AL, KY, MS, TN)	6,986
6. West North Central (IA, KS, MN, MO, NE, ND, SD)	6,576
7. West South Central (AR, LA, OK, TX)	6,307
8. Mountain (AZ, CO, ID, MT, NV, NM, UT, WY)	9,367
9. Pacific (AK, CA, HI, OR, WA)	6,954

We note that the median number of discharges for hospitals in each census region is greater than the national standard of 5,000 discharges. Therefore, 5,000 discharges is the minimum criterion for all hospitals.

We reiterate that if an osteopathic hospital is to qualify for rural referral center status for cost reporting periods beginning on or after October 1, 2004, the hospital would be required to have at least 3,000 discharges for its cost reporting period that began during FY 2002.

We note that in section IV.N.3 of this preamble, we discuss public comments that we received on the effects on RRCs of the new geographical-area designations for wage index purposes.

#### *J. Additional Payments to Hospitals With High Percentage of End-Stage Renal Disease (ESRD) Discharges (§ 412.104)*

Under existing regulations at § 412.104(a), CMS provides for additional Medicare payments to a hospital for inpatient dialysis provided to Medicare beneficiaries with end-stage renal disease (ESRD) if the hospital's ESRD Medicare beneficiary discharges are 10 percent or more of its total Medicare discharges. This provision states that discharges classified into DRG 302 (Kidney Transplant), DRG 316 (Renal Failure), or DRG 317 (Admit for Renal Dialysis) are excluded for purposes of determining a hospital's eligibility for this special payment. We have been informed that, under this provision, hospitals may be counting all discharges of ESRD Medicare beneficiaries towards determining the 10 percent factor rather than counting only those discharges where the ESRD beneficiary received inpatient dialysis.

When we established this regulation in the August 31, 1984 final rule (49 FR 34747), we stated that this special payment was intended to ameliorate those circumstances in which the concentration of ESRD beneficiaries receiving inpatient dialysis may be such that the hospital would not be able to absorb the entire expense with revenue from other less costly cases. We further stated that we believed those few hospitals most extremely impacted by the ESRD beneficiary population should be afforded some protection against the chance of encountering inpatient dialysis expenses that could not be offset by revenue from cases in which the DRG payment was greater than the hospital's cost. Because this special payment is intended to limit the adverse impact on hospitals delivering inpatient dialysis services to ESRD beneficiaries, we firmly believe that only those

discharges of beneficiaries who receive dialysis services during an inpatient stay should be counted in determining a hospital's eligibility for the additional payment. After a careful review of § 412.104(a), we acknowledge that hospitals may require additional guidance in appropriately determining their eligibility for this special payment. Therefore, in the May 18, 2004 proposed rule (69 FR 28282), we proposed to revise § 412.104(a) to make it clear that, in determining a hospital's eligibility for the additional Medicare payment, only discharges involving ESRD Medicare beneficiaries who have received a dialysis treatment during an inpatient hospital stay are to be counted. We indicated that this proposed change would be applied prospectively, effective for cost reporting periods beginning on or after October 1, 2004.

*Comment:* One commenter requested clarification as to whether the proposed change to § 412.104, which provides for an additional payment to hospitals with a high percentage of ESRD discharges, applies to LTCHs.

*Response:* The additional payment to hospitals with a high percentage of ESRD discharges provided at § 412.104 is applicable only to short-term, acute care hospitals paid under the IPPS. It does not apply to LTCHs paid under the LTCH PPS.

*Comment:* Some commenters opposed the proposed revisions to the regulation because they believe this regulation was intended to compensate hospitals for higher costs of treating all ESRD patients, not just those receiving inpatient dialysis treatment.

*Response:* Section 412.104 specifically provides for an additional payment to a hospital for inpatient dialysis provided to ESRD beneficiaries. This payment is based on the estimated weekly cost of dialysis and the average length of stay of ESRD beneficiaries for the hospital. Therefore, we believe it is entirely consistent with the regulations to provide this additional payment only when dialysis is actually provided during the inpatient stay.

*Comment:* Several commenters expressed concern that a revision of the regulation would place an undue financial burden on hospitals that treat a significant number of ESRD beneficiaries, and that hospitals may discontinue these services in the future.

*Response:* Our data indicate that approximately 41 hospitals are currently receiving approximately \$15 million dollars through this add-on payment. While we cannot precisely quantify the impact of this revision, we believe that the impact will be modest because ESRD patients admitted to the hospital will

typically require dialysis during their hospital stay.

*Comment:* Some commenters believed that, because hospitals and fiscal intermediaries are currently counting all ESRD beneficiaries, the proposed change would lead to confusion. The commenter also indicated that, in the cost report, there is no way to indicate only discharges of ESRD beneficiary who are receiving dialysis.

*Response:* We do not believe that this policy will create confusion. The cost report instructions will be amended to reflect the policy in the final rule. As we stated earlier, we believe this revision to the regulation will have little effect on additional hospitals with respect to the add-on payment.

*Comment:* Several commenters expressed concern that the proposed revision would distort the existing formula to compute the add-on payment and would under compensate those hospitals that now treat a large number of African-American patients who seem to be those affected largely by ESRD.

*Response:* The formula is now based on several factors; the most significant is the cost of inpatient dialysis. We are not revising the formula. Therefore, we do not agree that the revision would distort the formula. Further, we do not believe this revision would adversely affect any specific group of beneficiaries.

*Comment:* Several commenters expressed concern that CMS did not comply with the Regulatory Flexibility Act (RFA), in proposing this revision.

*Response:* As we indicated in the proposed rule (69 FR 28807), our impact analysis identified those hospitals currently receiving compensation through the add-on payment, as well as the amount paid to each hospital. Currently, there are approximately 41 hospitals receiving approximately \$15 million. As we stated in the proposed rule, we are unable to quantify the impact more precisely.

*Comment:* One commenter objected to the exclusion of DRGs 316 and 317 from the add-on payment. The commenter believed the exclusion places an unfair burden on hospitals.

*Response:* We do not believe that the exclusion of these DRGs is inappropriate, because their weights already include a payment amount for inpatient dialysis.

*Comment:* One commenter recommended that the add-on payment for inpatients receiving dialysis be updated. Specifically, the commenter recommended that the average weekly cost of dialysis be increased from the current \$335.

*Response:* Under § 412.104(b)(3), the average cost of dialysis includes only those costs that are determined to be directly related to the dialysis services. These costs include salary, employee health and welfare, drugs, supplies, and laboratory services. We will review these costs and consider the commenter's recommendation to update the average weekly cost of dialysis as part of our next annual IPPS rulemaking.

*Comment:* One comment referenced correspondence that CMS had written with instructions to include all ESRD beneficiaries when considering the add-on payment.

*Response:* The correspondence cited reflected our policy at the time the correspondence was issued. However, we have further evaluated that policy and, as we stated in the proposed rule, believe that a revision is necessary to ensure that the add-on payment is made in accordance with the intent of the law.

#### K. Indirect Medical Education (IME) Adjustment (§ 412.105)

##### 1. IME Adjustment Factor Formula Multipliers (Section 502(a) of Public Law 108-173 and § 412.105(d)(3)(vii) and § 412.105(d)(3)(viii) Through (d)(3)(xii) of the Regulations)

Section 1886(d)(5)(B) of the Act provides that prospective payment hospitals that have residents in an approved graduate medical education (GME) program receive an additional payment to reflect the higher indirect costs of teaching hospitals relative to nonteaching hospitals. The regulations regarding the calculation of this additional payment, known as the indirect medical education (IME) adjustment, are located at § 412.105. The IME adjustment is based in part on the applicable IME adjustment factor. The IME adjustment factor is calculated using a hospital's ratio of residents to beds, which is represented as  $r$ , and a formula multiplier, which is represented as  $c$ , in the following equation:  $c \times \{1 + r\}^{.405} - 1$ . The formula is traditionally described in terms of a certain percentage increase in payment for every 10-percent increase in the resident-to-bed ratio.

Section 502(a) of Public Law 108-173 modified the formula multiplier  $c$  to be used in the calculation of the IME adjustment. Prior to enactment of Public Law 108-173, the formula multiplier was fixed at 1.35 for discharges occurring during FY 2003 and thereafter. Section 502(a) modifies the formula multiplier beginning midway through FY 2004 and provides for a new

schedule of formula multipliers for FYs 2005 and thereafter as follows:

- For discharges occurring on or after April 1, 2004, and before October 1, 2004, the formula multiplier is 1.47.
- For discharges occurring during FY 2005, the formula multiplier is 1.42.
- For discharges occurring during FY 2006, the formula multiplier is 1.37.
- For discharges occurring during FY 2007, the formula multiplier is 1.32.
- For discharges occurring during FY 2008 and fiscal years thereafter, the formula multiplier is 1.35.

In the May 18, 2004 proposed rule (69 FR 28283), we proposed to revise § 412.105(d)(3)(vii) and add § 412.105(d)(3)(viii) through (d)(3)(xii) to incorporate these changes in the formula multipliers.

*Comment:* One commenter opposed decreases in the IME adjustment factor. The commenter asserted that hospitals are already being taxed beyond their ability to shoulder the costs of graduate medical education and that further decreases in payment for such costs will threaten important educational programs.

*Response:* The proposed regulatory changes to the IME adjustment factor are mandated by section 502(a) of Public Law 108-173. We do not have the discretion to change the IME adjustment factor that is mandated by statute. However, the changes to the IME factor provided by section 502(a) of Public Law 108-173 generally constitute increases, not decreases as indicated by the commenter. As stated above, prior to enactment of Public Law 108-173, the formula multiplier was fixed at 1.35 for discharges occurring during FY 2003 and thereafter. Section 502(a) modified the formula multiplier beginning midway through FY 2004 and provided for a new schedule of formula multipliers for FYs 2005 and thereafter, as previously noted.

We are adopting, as final without modification, the proposed revision of § 412.105(d)(3)(vii) and the proposed addition of § 412.105(d)(3)(viii) through (d)(3)(xii) to incorporate changes in the formula multipliers.

##### 2. IME Adjustment Formula Multiplier for Redistributed FTE Resident Slots (Section 422(b)(1)(C) of Public Law 108-173)

Under new section 1886(h)(7)(B) of the Act, added by section 422(a) of Public Law 108-173, a hospital may receive an increase in its FTE resident cap as a result of the agency's redistribution of unused resident positions. (This provision is discussed in detail in section IV.J.2. of the preamble of this final rule.) Section

422(b)(1)(C) of Public Law 108-173 amended section 1886(d)(5)(B) of the Act to add a new subclause (ix) to provide that, for discharges occurring on or after July 1, 2005, for a hospital whose FTE resident cap is increased as a result of a redistribution of unused resident positions, the IME adjustment factor is to be calculated using a formula multiplier of 0.66 with respect to any additional residents counted by the hospital as a result of that increase in the hospital's FTE resident cap. Thus, in the May 18, 2004 proposed rule (69 FR 28283), we proposed that a hospital that counts additional residents as a result of an increase in its FTE resident cap under section 1886(h)(7)(B) of the Act would receive IME payments based on the sum of two different IME adjustment factors: (1) An IME adjustment factor that is calculated using the schedule of formula multipliers described in section IV.G.1. of this preamble established by section 502(a) of Public Law 108-173, and which also uses the hospital's number of FTE residents, not including residents attributable to an FTE cap increase under section 1886(h)(7)(B) of the Act, in the numerator of the resident-to-bed ratio; and (2) an IME adjustment factor that is calculated using the formula multiplier of 0.66, and the additional number of FTE residents that is attributable to the increase in the hospital's FTE resident cap under section 1886(h)(7)(B) of the Act in the numerator of the resident-to-bed ratio. (The number of available beds used in the denominator would be the same for both IME adjustments.)

We note that section 422(b) of Public Law 108-173, which addresses the application of the IME adjustment to the residents counted as a result of an increase in a hospital's FTE resident cap under section 422(a), makes no reference to section 1886(d)(5)(B)(vi) of the Act. That is, the statute does not provide for an exclusion from application of the cap on the resident-to-bed ratio at section 1886(d)(5)(B)(vi)(I) of the Act or from application of the rolling average count at section 1886(d)(5)(B)(vi)(II) of the Act for residents added as a result of FTE cap increases under section 1886(h)(7)(B). There is no specific pronouncement in section 422 exempting residents counted as a result of the FTE resident cap increases under section 422(a) from the cap on the resident-to-bed ratio and the rolling average, and we see no apparent reason to treat those residents differently for purposes of these two provisions. Therefore, in the May 18, 2004 proposed rule, we proposed to require that if a

hospital increases its IME FTE count of residents as a result of section 1886(h)(7)(B) of the Act, those FTE residents are immediately subject to the cap on the resident-to-bed ratio and the rolling average calculation. We explained further that, given potentially significant shifts of FTE positions among hospitals as a result of the new section 1886(h)(7) of the Act, the inclusion of FTE residents added as a result of section 1886(h)(7)(B) of the Act in the cap on the resident-to-bed ratio and in the rolling average introduces a measure of stability and predictability, and mitigates radical shifts in IME payments from period to period. Thus, a hospital's increase in IME payment may be delayed for one year to the extent that the resident-to-bed ratio for the current cost reporting period is capped by the resident-to-bed ratio for the previous cost reporting period. Further, the additional FTE residents would be phased in over a 3-year period in the hospital's FTE count because they are immediately included in the rolling average calculation.

The following illustrates how we proposed to calculate the IME payment for a hospital that receives an increase to its FTE resident cap as a result of section 1886(h)(7)(B) of the Act. For example, Hospital A has a fiscal year end (FYE) of September 30, and a 1996 IME FTE cap of 20 FTEs. During its FYEs September 30, 2003, September 30, 2004, and September 30, 2005, Hospital A trains 25 FTE residents. Effective July 1, 2005, under section 1886(h)(7)(B) of the Act, Hospital A receives an increase to its IME 1996 cap of 5 FTEs, for a total adjusted IME cap of 25 FTEs. Hospital A has maintained an available bed count of 200 beds in FYE September 30, 2004 and throughout FYE September 30, 2005. For the FYE September 30, 2005 cost report, the IME adjustment factor is calculated as follows:

*Step 1.* For discharges occurring on October 1, 2004, through September 30, 2005 for residents NOT counted pursuant to section 1886(d)(5)(B)(ix) of the Act:

- Rolling average count of FTE residents:  $20+20+20/3 = 20$ .
- Current year resident-to-bed ratio:  $20/200 = .10$
- Cap on resident-to-bed ratio (from prior year):  $20/200 = .10$
- Compare, and use the lower of, prior year resident-to-bed ratio and current year resident-to-bed ratio:  $.10 = .10$ .
- Compute IME adjustment factor:  $1.42 \times \{1 + .10\}^{.405} - 1 = 0.0559$ .

*Step 2.* For discharges occurring on July 1, 2005 through September 30, 2005

for residents counted pursuant to section 1886(d)(5)(B)(ix) of the Act:

- Rolling average count of FTE residents:  $25+20+20/3 = 21.7$ .
- Resident-to-bed ratio for 7/1/05–9/30/05:  $21.7/200 = .11$
- Cap on resident-to-bed ratio (from prior year):  $20/200 = .10$
- Compare, and use the lower of, prior year resident-to-bed ratio and resident-to-bed ratio for 7/1/05–9/30/05:  $.10 < .11$ . Capped by prior year ratio of  $.10$ .
- Compute IME adjustment factor:  $0.66 \times \{1 + 0\}^{.405} - 1 = 0.0$ .

In this example, the addition of 5 FTE residents under section 1886(h)(7)(B) caused Hospital A's resident-to-bed ratio for discharges occurring on July 1, 2005, through September 30, 2005, to exceed the resident-to-bed ratio of  $.10$  from the prior year. Since the multiplier of  $0.66$  is to be used for determining IME payment "insofar as an additional payment amount \* \* \* is attributable to resident positions redistributed to a hospital \* \* \*" under section 1886(d)(5)(B)(v) of the Act, as amended by section 422(b)(1)(C) of Public Law 108-173, Hospital A does not receive any IME payment attributable to the 5 FTE residents added as a result of section 1886(h)(7)(B) of the Act for discharges occurring on July 1, 2005, through September 30, 2005. As shown under the fifth bullet point in Step 2 of the example above, a resident-to-bed ratio of zero is used to compute the IME adjustment for FTE residents attributable to increases in the FTE resident cap under section 1886(h)(7)(B) of the Act for discharges occurring on or after July 1, 2005 and on or before September 30, 2005. The ratio of  $.10$  would not be used to compute the IME adjustment for FTE residents attributable to an increase in the FTE resident cap under section 1886(h)(7)(B) because the ratio of  $.10$  is attributable to the 20 FTE residents from the prior year, and is not related to residents added under section 1886(h)(7)(B) of the Act. (We noted that a hospital's resident-to-bed ratio in the current year might decrease despite residents added as a result of section 1886(h)(7)(B) of the Act, due to an increase in the number of available beds in the denominator of the current year resident-to-bed ratio. In such a case, because the current year ratio would be less than the prior year ratio, the hospital's resident-to-bed ratio would not be capped by the prior year resident-to-bed ratio, and, therefore, the hospital could receive an IME payment in the current year (that is, there would not be a 1-year delay) relating to residents added under section 1886(h)(7)(B) of the Act.)

However, an increase in the resident-to-bed ratio in the current period may establish a higher cap for the following period, and, all other things being equal, a hospital could then receive IME payment for FTE residents added as a result of section 1886(h)(7)(B) of the Act after a 1-year lag. In the example above, Hospital A would receive an IME payment for residents added as a result of section 1886(h)(7)(B) of the Act in its cost reporting period ending September 30, 2006, as follows:

*Step 1.* For residents NOT counted pursuant to section 1886(d)(5)(B)(ix) of the Act:

- Rolling average count of FTE residents:  $20 + 20 + 20/3 = 20$ .
- Current year resident-to-bed ratio:  $20/200 = .10$
- Cap on resident-to-bed ratio (from prior year):  $20/200 = .10$
- Compare, and use the lower of, prior year resident-to-bed ratio and current year resident-to-bed ratio:  $.10 = .10$ .
- Compute IME adjustment factor:  $1.37 \times \{1 + .10\}^{.405} - 1 = 0.0559$ .

*Step 2.* For 5 FTE residents counted pursuant to with section 1886(d)(5)(B)(ix) of the Act:

- Rolling average count of FTE residents:  $25 + 25 + 20/3 = 23.3$ .
- Resident-to-bed ratio for FYE 9/30/06:  $23.3/200 = .12$
- Cap on resident-to-bed ratio (from prior year):  $25/200 = .13$
- Compare, and use the lower of, prior year resident-to-bed ratio and current year resident-to-bed ratio:  $.13 > .12$ . Current year ratio of  $.12$  is the lower of the two.
- Take the difference between the rolling average count of FTE residents counted as a result of section 1886(h)(7)(B) of the Act, and the rolling average count of FTE residents *not* counted as a result of section 1886(h)(7)(B) of the Act, (rolling average count under step 2 minus rolling average count under step 1):  $23.3 - 20 = 3.3$ .
- Compute current year resident-to-bed ratio attributable to residents added under section 1886(h)(7)(B):  $3.3/200 = 0.02$ .
- Compute IME adjustment factor:  $0.66 \times \{1 + .02\}^{.405} - 1 = 0.0053$ .

*Step 3.* Compute IME payment for FYE September 30, 2006: [Total DRG payments for discharges occurring on October 1, 2005 through September 30, 2006]  $\times$  [0.0592] (that is,  $0.0539 + 0.0053$ ).

In the May 18, 2004 proposed rule, we proposed to revise § 412.105 to incorporate these changes under proposed new paragraph (d)(4), proposed new paragraph (e)(2),

proposed new paragraph (f)(1)(iv)(B), and proposed added new last sentence of paragraph (f)(1)(v).

*Comment:* One commenter stated that the calculation of the IME payment relating to additional residents counted as a result of an increase in the hospital's FTE cap received under section 1886(h)(7)(B) of the Act is extremely cumbersome and will require difficult and extensive changes to the Medicare cost report, particularly if the additional residents are to be subject to the rolling average and the resident-to-bed ratio. The commenter suggested that instead of revising Worksheet E, Part A to include this calculation, CMS should consider including this calculation on a separate worksheet, with the results added to Worksheet E, Part A.

*Response:* First, we note that we are required by section 1886(d)(5)(B)(ix) to apply a different IME formula multiplier to calculate the IME payment relating to these residents. Therefore, some level of additional complexity is not avoidable. Additionally, we have stated in previous responses concerning the IME calculation relating to residents counted under section 1886(h)(7)(B) of the Act, under our final policy, we are not requiring that these residents be subject to the rolling average and resident-to-bed ratio calculations. Thus, we believe our final policy substantially reduces the complexity of the proposed calculations that concerned the commenter. Even so, we do realize that the presence of an additional calculation on Worksheet E, Part A for IME (and also on Worksheet E-3, Part IV for direct GME) further complicates an already difficult calculation. We will attempt to revise the worksheets in the simplest and least disruptive manner.

*Comment:* Several commenters noted that there is a mathematical error on page 28284 of the May 18, 2004 *Federal Register*. The second column on page 28284, in "Step 1", shows an IME computation of:  $1.37 \times \{1 - .10\}^{.405} - 1 = 0.0559$ . The result of this computation should be .053917, not the .0559 as indicated.

*Response:* We agree with the commenters that the computed result for "Step 1" of the example is 0.053917, not 0.0559.

*Comment:* One commenter noted that there appears to be an error on page 28284 of the May 18, 2004 *Federal Register*. On page 28284, third column, in "Step 3", shows an IME adjustment factor computation of:  $0.0539 + 0.0053 = .0592$ . The commenter believes the adjustment factor should be calculated as  $0.0559 + 0.0053 = .0612$  since 0.0559 is the factor calculated in "Step 1" for

residents not counted as a result of cap redistribution.

*Response:* As noted previously, "Step 1" of the IME adjustment factor calculation (shown in the second column of page 28284) contains an error. The result of "Step 1" should read 0.0539, not the 0.0559 as indicated. With this change, "Step 3" shows the correct IME adjustment factor calculation ( $0.0539 + 0.0053 = .0592$ ).

### 3. Counting Beds and Patient Days for Purposes of Calculating the IME Adjustment (§ 412.105(b)) and DSH Adjustment (§ 412.106(a)(1)(i))

As stated in section IV.K.1 of the preamble, § 412.105 of our existing regulations specifies that the calculation of the IME adjustment is based on the IME adjustment factor, which is calculated using hospitals' ratios of residents to beds. The determination of the number of beds is based on available bed days. This determination of the number of available beds is also applicable for other purposes, including the level of the disproportionate share hospital (DSH) adjustment payments under § 412.106(a)(1)(i).

In the FY 2004 IPPS proposed rule (68 FR 27201 through 27208, May 19, 2003), we proposed changes to our policy on determining the number of beds and patient days as it pertains to both the IME and DSH adjustments. In the FY 2004 IPPS final rule (68 FR 45415 through 45422), we indicated that, due to the nature and number of public comments we received on the proposed policies regarding unoccupied beds, observation beds for patients ultimately admitted as inpatients, dual-eligible patient days, and Medicare+Choice (M+C) days, we would address the comments in a separate document. In the May 18, 2004 proposed rule, we stated that we planned to respond to comments in this final rule. Under section IV.L.3. of this preamble, we are responding to public comments received on the proposals in the May 19, 2003 and the May 18, 2004 proposed rules as they relate to both the IME and DSH payment adjustments and finalizing our policies in these four areas.

### 4. Technical Changes

- In § 412.105(a)(1), introductory text, we include a cross-reference to "paragraph (f) and (h)" of § 412.105. Paragraph (h) no longer exists in this section. Therefore, in the May 18, 2004 proposed rule (69 FR 28284), we proposed to remove the cross-reference to paragraph (h).

- In § 412.105(f)(1)(i)(A), we reference national organizations listed in

§ 415.200(a). The cross-reference to § 415.200(a) is incorrect. In the May 18, 2004 proposed rule (69 FR 28284), we proposed to correct the cross-reference to read "§ 415.152."

We did not receive any comments on these two proposals for technical changes and, therefore, are adopting them as final.

- In section IV.O. of the preamble of this final rule (and in the May 18, 2004 proposed rule), we discuss our redesignation of existing § 413.86 governing payments for direct costs of GME to nine separate sections. Many of the paragraphs in the existing § 413.86 are cited in § 412.105 governing the IME adjustment. We proposed to make changes to the cross-reference in § 412.105 to conform them to these redesignated separate sections.

We did not receive any comments on this proposal; and therefore, are adopting this proposal as final.

### L. Payment to Disproportionate Share Hospitals (DSHs) (Section 402 of Pub. L. 108-173 and § 412.106 of Existing Regulations)

#### 1. Background

Section 1886(d)(5)(F) of the Act provides for additional payments to subsection (d) hospitals that serve a disproportionate share of low-income patients. The Act specifies two methods for a hospital to qualify for the Medicare disproportionate share hospital (DSH) adjustment. Under the first method, hospitals that are located in an urban area and have 100 or more beds may receive a DSH payment adjustment if the hospital can demonstrate that, during its cost reporting period, more than 30 percent of its net inpatient care revenues are derived from State and local government payments for care furnished to indigent patients. These hospitals are commonly known as "Pickle hospitals." The second method, which is also the most commonly used method for a hospital to qualify, is based on a complex statutory formula under which payment adjustments are based on the level of the hospital's DSH patient percentage, which is the sum of two fractions: the "Medicare fraction and the Medicaid fraction." The Medicare fraction is computed by dividing the number of patient days that are furnished to patients who were entitled to both Medicare Part A and Supplemental Security Income (SSI) benefits by the total number of patient days furnished to patients entitled to benefits under Medicare Part A. The Medicaid fraction is computed by dividing the number of patient days furnished to patients who, for those



days, were eligible for Medicaid but were not entitled to benefits under Medicare Part A by the number of total

hospital patient days in the same period.

$$\text{DSH Patient Percentage} = \frac{\text{Medicare, SSI Days}}{\text{Total Medicare Days}} + \frac{\text{Medicaid, Non-Medicare Days}}{\text{Total Patient Days}}$$

**2. Enhanced DSH Adjustment for Rural Hospitals and Urban Hospitals With Fewer Than 100 Beds**

Hospitals whose DSH patient percentage exceeds 15 percent are eligible for a DSH payment adjustment (prior to April 1, 2001, the qualifying DSH patient percentage varied, in part, by the number of beds (66 FR 39882)). The DSH payment adjustment may vary based on the DSH patient percentage and the type of hospital. The statute provides for different payment adjustments for urban hospitals with 100 or more beds and rural hospitals with 500 or more beds, hospitals that qualify as RRCs or SCHs, and other hospitals.

Effective April 1, 2004, section 402 of Public Law 108-173 amended section 1886(d)(5)(F) of the Act to revise the formulae used to calculate DSH payment adjustments for certain hospitals that qualify for the adjustments under the second method. Specifically, under the new section 1886(d)(5)(F)(xiv), added by section 402, for hospitals that are not large urban or large rural hospitals, DSH payments are calculated using the same DSH adjustment formula used for large urban hospitals. However, the DSH payment adjustment for most of these categories of hospitals, except for hospitals classified as RRCs, including RRCs that are also SCHs, is capped at 12 percent. In addition, the formula for large urban hospitals with 100 beds or more, and large rural hospitals with 500 beds or more, has not been revised by section 402. Finally, Pickle hospitals are not affected by this change; they will continue to receive a DSH adjustment under the alternative formula.

Effective for discharges occurring on or after April 1, 2004, the following DSH payment adjustment formulae apply for the following specified categories of hospitals:

- For urban hospitals with fewer than 100 beds and whose disproportionate patient percentage is equal to or greater than 15 percent and less than or equal to 20.2 percent:

$$\begin{aligned} & (\text{Disproportionate patient percentage} \\ & - 15 \text{ percent}) (65 \text{ percent}) + 2.5 \\ & \text{percent.} \\ & \geq 15\% < 20.2\% \quad 2.5\% + [.65 \times (\text{DSH pct.} \\ & \quad - 15\%)] \end{aligned}$$

- For urban hospitals with fewer than 100 beds and whose disproportionate patient percentage is greater than 20.2:

$$\begin{aligned} & (\text{Disproportionate patient percentage} \\ & - 20.2 \text{ percent}) (82.5 \text{ percent}) + 5.88 \\ & \text{percent.} \\ & \geq 20.2\% \quad 5.88\% + [.825 \times (\text{DSH pct.} - \\ & \quad 20.2\%)] \end{aligned}$$

- For urban hospitals with fewer than 100 beds, the maximum DSH payment adjustment is 12 percent.

- For rural hospitals that are SCHs and are not RRCs and whose disproportionate patient percentage is equal to or greater than 15 percent and less than or equal to 20.2 percent:

$$\begin{aligned} & (\text{Disproportionate patient percentage} \\ & - 15 \text{ percent}) (65 \text{ percent}) + 2.5 \\ & \text{percent.} \\ & \geq 15\% < 20.2\% \quad (2.5\% + [.65 \times (\text{DSH} \\ & \quad \text{pt.} \% - 15\%)] \end{aligned}$$

- For rural hospitals that are SCHs and are not RRCs and whose disproportionate patient percentage is greater than 20.2 percent:

$$\begin{aligned} & (\text{Disproportionate patient percentage} \\ & - 20.2 \text{ percent}) (82.5 \text{ percent}) + 5.88 \\ & \text{percent.} \\ & \geq 20.2\% \quad 5.88\% + [.825 \times (\text{DSH pct.} - \\ & \quad 20.2\%)] \end{aligned}$$

- For rural hospitals that are SCHs and are not RRCs, the maximum DSH payment adjustment is 12 percent.

- For RRCs whose disproportionate patient percentage is greater than or equal to 15 percent and less than or equal to 20.2 percent:

$$\begin{aligned} & (\text{Disproportionate patient percentage} \\ & - 15 \text{ percent}) (65 \text{ percent}) + 2.5 \\ & \text{percent.} \\ & \geq 15\% < 20.2\% \quad 2.5\% + [.65 \times (\text{DSH pct.} \\ & \quad - 15\%)] \end{aligned}$$

- For RRCs whose disproportionate patient percentage is greater than 20.2 percent:

$$\begin{aligned} & (\text{Disproportionate patient} \\ & \text{percentage} - 20.2 \text{ percent}) (82.5 \text{ percent}) \\ & + 5.88 \text{ percent.} \\ & \geq 20.2\% \quad 5.88\% + [.825 \times (\text{DSH pct.} - \\ & \quad 20.2\%)] \end{aligned}$$

- For rural referral centers there is no maximum DSH payment adjustment.

- For rural hospitals that are both RRCs and SCHs and whose disproportionate patient percentage is greater than or equal to 15 percent and less than or equal to 20.2 percent:

- For rural hospitals that are both RRCs and SCHs whose disproportionate patient percentage is greater than 20.2 percent:

$$\begin{aligned} & (\text{Disproportionate patient percentage} \\ & - 15 \text{ percent}) (65 \text{ percent}) + 2.5 \\ & \text{percent.} \\ & \geq 15\% < 20.2\% \quad 2.5\% + [.65 \times (\text{DSH pct.} \\ & \quad - 15\%)] \end{aligned}$$

- For rural hospitals that are both RRCs and SCHs whose disproportionate patient percentage is greater than 20.2 percent:

$$\begin{aligned} & (\text{Disproportionate patient percentage} \\ & - 20.2 \text{ percent}) (82.5 \text{ percent}) + 5.88 \\ & \text{percent.} \\ & \geq 20.2\% \quad 5.88\% + [.825 \times (\text{DSH pct.} - \\ & \quad 20.2\%)] \end{aligned}$$

- For rural hospitals that are both RRCs and SCHs there is no maximum DSH payment adjustment.

- For rural hospitals with fewer than 500 beds and whose disproportionate patient percentage is equal to or greater than 15 percent and less than or equal to 20.2 percent:

$$\begin{aligned} & (\text{Disproportionate patient percentage} \\ & - 15 \text{ percent}) (65 \text{ percent}) + 2.5 \\ & \text{percent.} \\ & \geq 15\% < 20.2\% \quad 2.5\% + [.65 \times (\text{DSH pct.} \\ & \quad - 15\%)] \end{aligned}$$

- For rural hospitals with fewer than 500 beds and whose disproportionate patient percentage is greater than 20.2 percent:

$$\begin{aligned} & (\text{Disproportionate patient percentage} \\ & - 20.2 \text{ percent}) (82.5 \text{ percent}) + 5.88 \\ & \text{percent.} \\ & \geq 20.2\% \quad 5.88\% + [.825 \times (\text{DSH pct.} - \\ & \quad 20.2\%)] \end{aligned}$$

- For rural hospitals with fewer than 500 beds, the maximum DSH payment adjustment is 12 percent.

These revised formulae, which became effective for discharges occurring on or after April 1, 2004, were implemented through a CMS One-Time Notification (CR 3158), issued on March 26, 2004. The notice describes the changes required by section 402 of Public Law 108-173. In the May 18, 2004 proposed rule (69 FR 28284 through 28286) we described the changes to the DSH adjustment calculations required under section 402 of Public Law 108-173 as well as the required modifications to its regulations to implement section 402 of Public Law 108-173.

The following DSH formulae were not affected by the changes made by section

402 of Public Law 108-173 and remain in effect:

- For urban hospitals with 100 beds or more and whose disproportionate patient percentage is equal to or greater than 15 percent and less than or equal to 20.2 percent:

(Disproportionate patient percentage - 15 percent) (65 percent) + 2.5 percent.

$\geq 15\% \leq 20.2\%$   $2.5\% + [.65 \times (\text{DSH pct.} - 15\%)]$

- For urban hospitals with 100 beds or more and whose disproportionate patient percentage is greater than 20.2 percent:

(Disproportionate patient percentage - 20.2 percent) (82.5 percent) + 5.88 percent.

$\geq 20.2\%$   $5.88\% + [.825 \times (\text{DSH pct.} - 20.2\%)]$

For urban hospitals with 100 beds or more there is no maximum DSH payment adjustment.

- For rural hospitals with 500 beds or more and whose disproportionate patient percentage is equal to or greater than 15 percent and less than or equal to 20.2 percent:

(Disproportionate patient percentage - 15 percent) (65 percent) + 2.5 percent.

$\geq 15\% < 20.2\%$   $2.5\% + [.65 \times (\text{DSH pct.} - 15\%)]$

- For rural hospitals with 500 beds or more and whose disproportionate patient percentage is greater than 20.2 percent:

[(Disproportionate patient percentage - 20.2 percent) (82.5 percent)] + 5.88 percent.

$\geq 20.2\%$   $5.88\% + [.825 \times (\text{DSH pct.} - 20.2\%)]$

For rural hospitals with 500 beds or more there is no maximum DSH payment adjustment.

*Comment:* We received several comments in regard to section 402 of Public Law 108-173. One commenter requested that CMS clarify how the DSH percentage will be computed to implement these provisions for a provider whose year-end period overlaps with the April 1, 2004 date. Another commenter stated that when the DSH policy was developed, consideration was given to the financial condition of the hospitals providing a high level of care to low-income patients, and as a result of that consideration, a cap was placed on the size of DSH payments to rural hospitals. Additionally, the commenters believe that without any publicly articulated policy basis, Congress has called for raising this cap and increasing DSH payments, but only increasing them for

rural hospitals, even though these hospitals are not treating more low-income patients and have not seen their financial condition deteriorate. The commenter believes that urban hospitals are in far worse and declining financial condition, and are to receive comparable benefit.

*Response:* As we stated in the May 18, 2004 proposed rule (69 FR 28285) hospitals whose DSH patient percentage exceeds 15 percent are eligible for a DSH payment adjustment (prior to April 1, 2001, the qualifying DSH patient percentage varied, in part, by the number of beds (66 FR 39882)). The DSH payment adjustment may vary based on the DSH patient percentage and the type of hospital. The revised formula increases the DSH add-on payment that a hospital receives because the cap has been increased. For example, effective for discharges occurring on or after April 1, 2004, a hospital that is not a large urban hospital that qualifies for a DSH adjustment will receive its DSH payments using the current DSH adjustment formula for large urban hospitals, subject to a limit. The DSH adjustment for these hospitals, except RRCs will be capped at 12 percent instead of the 5.25 percent used prior to discharges occurring before April 1, 2004. We have determined that the revised formulae used to calculate the DSH payment adjustments for certain hospitals will result in making a change in the Medicare cost report. We will make two separate computations of the DSH percentage on the Medicare cost report for discharges occurring before April 1, 2004 and one after April 1, 2004.

In response to the comment regarding rural hospitals receiving a higher cap and DSH payment, as we stated previously, the statute allows a hospital that is not a large urban hospital that qualifies for a DSH adjustment to receive its DSH payments using the current DSH adjustment formula for large urban hospitals, subject to a limit. Like large urban hospitals with 100 beds or more and rural hospitals with 500 beds or more, the revised formula removes the cap for RRCs and SCHs that are also RRCs.

Therefore, in this final rule, we are adopting as final the policy expressed in the May 18, 2004 proposed rule to revise the formulae used to calculate the DSH payment adjustment for certain hospitals that qualify for the adjustments, and amending our regulations at § 412.106 accordingly. This policy is effective for discharges occurring on or after April 1, 2004.

### 3. Counting Beds and Patient Days for the IME and DSH Adjustments

In the May 19, 2003 IPPS proposed rule for FY 2004 (68 FR 27201), we proposed changes to our policy on counting beds and patient days for the purposes of the DSH and IME adjustments. We proposed changes to the way unoccupied beds are counted. We also proposed to clarify how observation beds and swing-beds are counted, as well as our policy regarding nonacute care (that is, a level of care that would not generally be payable under the IPPS) beds and days. In regard to patient days, we proposed changes to the way observation days, dual-eligible days and M+C days are counted. We recognize that section 101 of Public Law 108-173 changed the title of Medicare+Choice to Medicare Advantage. However, throughout this preamble and our regulations, we are continuing to use the title, Medicare+Choice (M+C). We will make a global change of this reference in a separate regulatory document.

As discussed earlier under section IV.N.1. of this preamble, the IME adjustment provided for under section 1886(d)(5)(B) of the Act applies to prospective payment hospitals that have residents in an approved GME program. These hospitals receive an additional payment to reflect the higher indirect costs of teaching hospitals relative to nonteaching hospitals and the level of the payment varies based in part on the applicable IME adjustment factor. The IME adjustment factor is calculated using a hospital's ratio of residents to beds. As in the May 19, 2003 proposed rule (68 FR 45415), we are combining in this final rule our discussion of changes to the policies for counting beds and patient days in relation to the regulations at §§ 412.105(b) and 412.106(a)(1)(ii) because the underlying concepts are similar, and we believe they generally should be interpreted in a consistent manner for both purposes.

Due to the number and nature of the public comments received on the proposals regarding the counting of available beds and patient days in the May 19, 2003 proposed rule, we did not respond to the public comments on some of the proposals in the final rule for FY 2004 (August 1, 2003 final rule (68 FR 45415)). We indicated in that final rule that we would address public comments regarding unoccupied beds, observation beds, dual-eligible days, and M+C days in a separate document. In the May 18, 2004 proposed rule, we indicated that we planned to address the comments in this IPPS final rule for FY 2005.

a. Provisions of the FY 2004 Proposed Rule, Responses to Public Comments, and Provisions of the FY 2005 Final Rule

In the May 19, 2003, FY 2004 IPPS proposed rule (68 FR 27205), we discussed proposed changes to our policies for counting beds and patient days in relation to the IME and DSH adjustments. Specifically, we proposed to amend § 412.105(b) and § 412.106(a)(1)(ii) as they pertain to the counting of beds and patients days for determination of the IME adjustment and DSH payment adjustment. We proposed to amend § 412.105(b) to indicate that the bed days in a unit that is unoccupied by patients receiving a level of care that would be generally payable under the IPPS (IPPS level of care) for the 3 preceding months are to be excluded from the available bed day count for the current month. In addition, we proposed that the beds in a unit that was occupied by a patient(s) receiving an IPPS level of care during the 3 preceding months should be counted unless they could not be made available for patient occupancy within 24 hours, or they are used to provide outpatient observation services or swing-bed skilled nursing care (68 FR 27204). Regarding nonacute care beds and days, we proposed to revise § 412.105(b) to clarify that beds in units or wards established or used to provide a level of care that is not consistent with what would be payable under the IPPS cannot be counted. We also proposed to revise the DSH regulations at § 412.106(a)(1)(ii) to clarify that the number of patient days includes only those days attributable to patients that receive care in units or wards that furnish a level of care that would generally be payable under the IPPS (68 FR 27205).

In the May 19, 2003 proposed rule, we proposed to revise our regulations to specify our policy that observation and skilled nursing swing-bed days are to be excluded from the counts of both available beds and patient days, unless a patient treated in an observation bed is ultimately admitted, in which case the bed and patient days would be included in those counts.

The final categories of patient days addressed in the proposed rule of May 19, 2003 were the dual-eligible patient days and the Medicare+Choice (M+C) days. We proposed in the rule that the days of patients who are dually-eligible, (that is, Medicare beneficiaries who are also eligible for Medicaid) and have exhausted their Medicare Part A coverage will not be included in the Medicare fraction. Instead, we proposed

that these days should be included in the Medicaid fraction of the DSH calculation. In regard to M+C days, we proposed that once a beneficiary elects Medicare Part C, those patient days attributable to the beneficiary should not be included in the Medicare fraction of the DSH patient percentage. The patient days should be included in the count of total patient days in the denominator of the Medicaid fraction, and if the M+C beneficiary is also eligible for Medicaid, the patient's days would be included in the numerator of the Medicaid fraction as well.

In the August 1, 2003 final rule (68 FR 45346), we finalized some of these proposals. For the proposals we did not finalize, we indicated that we would address the comments in a separate document. The proposals for nonacute care beds and days, observation and swing-bed days, LDP beds and days, and days for 1115 demonstration projects were finalized in the August 1, 2003 final rule. However, due to the large number of comments we received on our proposals for unoccupied beds, observation beds for patients ultimately admitted as inpatients, dual-eligible patient days, and M+C days, we decided to address the comments on these proposed policies in a separate final document. In this IPPS final rule, we are addressing those comments, as well as some additional comments that we received in response to the May 18, 2004 proposed rule, and finalizing the policies.

As we did in the IPPS proposed rule of May 19, 2003 and the August 1, 2003 IPPS final rule, we are combining our discussion of policies for counting beds and patient days in relation to the calculations at §§ 412.105(b) and 412.106(a)(1) which relate to the IME and DSH payment adjustments, because the underlying concepts are similar, and we believe they should generally be interpreted in a consistent manner for both purposes. Specifically, we clarified that beds and patient days that are counted for these purposes should be limited to beds or patient days in hospital units or wards that would be directly included in determining the allowable costs of inpatient hospital care payable under the IPPS on the Medicare cost reports. As a preliminary matter, beds, and patient days associated with these beds, that are located in units or wards that are excluded from the IPPS (for example, psychiatric or rehabilitation units, or outpatient areas), and thus from the determination of allowable costs of inpatient hospital care under the IPPS on the Medicare cost report, are not to

be counted for purposes of §§ 412.105(b) and 412.106(a)(1)(ii).

The remainder of this discussion pertains to beds and patient days in units or wards that are not excluded from the IPPS and for which costs are included in determining the allowable costs of inpatient hospital care under the IPPS on the Medicare cost report.

As we noted in our FY 2004 proposed and final rules, our policies on counting beds are applied consistently for both IME and DSH although the incentives for hospitals can be different for IME and DSH. For purposes of IME, teaching hospitals have an incentive to minimize their number of available beds in order to increase the resident-to-bed ratio and maximize the IME adjustment. On the other hand, for DSH purposes, urban hospitals with under 100 beds and rural hospitals with under 500 beds may have an incentive to increase their bed count in order to qualify for the higher DSH payments for urban hospitals with over 100 beds or rural hospitals with over 500 beds (although we recognize that, as a result of section 402 of Public Law 108-173, the DSH payment adjustment no longer varies based upon the hospital's number of beds effective for discharges on or after April 1, 2004). However, under section 402 of Public Law 108-173, urban hospitals under 100 beds and rural hospitals under 500 beds are subject to a 12 percent cap on the DSH payment adjustment.

While some of the topics discussed below pertain only to counting available beds (unoccupied beds) and some only to counting patient days (dual-eligible days and Medicare+Choice days), other topics are applicable to both bed-counting and day-counting policies (observation beds and days and swing-beds and days). Therefore, for ease of discussion, we have combined all topics pertaining to counting available beds and patient days together in the following discussion.

We received numerous comments on our May 19, 2003 and May 18, 2004 proposals and our responses and final policies are included in this preamble.

#### 1. Unoccupied Beds

The existing regulations for counting hospital beds for IME and DSH are at § 412.105(b). The bed count is based on total available bed days during the hospital's cost reporting period, divided by the number of days in the cost reporting period. The regulations specify certain types of beds to be excluded from this count (for example, beds or bassinets in the healthy newborn nursery, custodial care beds, and beds in excluded distinct part hospital units).

Further instructions for counting beds are detailed in section 2405.3, Part I, of the Medicare Provider Reimbursement Manual (PRM). That section states that a bed must be permanently maintained for lodging inpatients and it must be available for use and housed in patient rooms or wards. Thus, beds in a completely or partially closed wing of the facility are considered available only if the hospital can put the beds into use when they are needed.

Currently, if a bed can be staffed for inpatient care either by nurses on staff or from a nurse registry within 24 to 48 hours, the unoccupied bed is determined available.<sup>6</sup> In most cases, it is a straightforward matter to determine whether unoccupied beds can be staffed within this timeframe because they are located in a unit that is otherwise staffed and occupied (an unoccupied bed is available for patient care but it is not occupied by a patient on a particular day). The determination is not as simple in situations where a room in an otherwise occupied unit has been altered for other purposes, such as for a staff lounge or for storage.

Beds in unoccupied rooms or wards are to be excluded from the bed count if the associated costs are excluded from depreciable plant assets because the area is not available for patient use.<sup>7</sup> However, issues continue to arise with regard to how to treat entire units or even entire floors that are unoccupied over a period of time. For example, in a Provider Reimbursement Review Board (PRRB) decision, the hospital acknowledged that an entire floor was temporarily unoccupied for approximately 2 years. Rooms on the floor were used for office space, storage, and outpatient services. The PRRB held that current rules allowed these beds to be counted. Specifically, the PRRB found the beds could reasonably be made ready for inpatient use within 24 to 48 hours, the rooms were counted on the hospital's cost report as depreciable plant assets available for patient care, and the hospital could adequately provide patient care in the beds using staff nurses or nurses from a nurse registry. Upon review, the Administrator also ultimately upheld this decision based on existing policies and instructions.

We do not believe that an accurate bed count should include beds that are essentially hypothetical in nature; for example, when the beds are on a floor

that is not used for inpatient care throughout the entire cost reporting period (and, indeed, may have been used for other purposes). Followed to the extreme, a hospital could count every bed in its facility, even if it had no intention of ever using a bed for inpatient care, as long as it would be theoretically possible to place an inpatient in the bed. We do not believe such a result would accurately reflect a hospital's capacity to provide inpatient services. Although teaching hospitals have an incentive to minimize the bed count for IME payment purposes, some DSH hospitals have had an incentive to maximize the bed count for the same reason. Our current policy is intended to reflect a hospital's available bed count as accurately as possible, achieving a balance between capturing short-term shifts in occupancy and long-term changes in capacity. Therefore, we believe further clarification and refinement of our policies relating to counting available beds is necessary.

In the FY 2003 IPPS proposed rule published on May 9, 2002 (67 FR 31462), we proposed that, if a hospital's reported bed count results in an occupancy rate (average daily census of patients divided by the number of beds) below 35 percent, the applicable bed count, for purposes of establishing the number of available beds for that hospital, would exclude beds that would result in an average annual occupancy rate below 35 percent. However, at the time the FY 2003 IPPS final rule was published on August 1, 2002 (67 FR 50060), we decided not to proceed with the proposed changes as final and to reconsider the issue as part of a future comprehensive analysis of our bed and patient day counting policies.

In the May 19, 2003 proposed rule, we proposed to determine whether beds in a unit or ward are available based upon whether the unit or ward was used to provide patient care of a level generally payable under the IPPS ("IPPS level of care") at any time during the 3 preceding months, rather than propose to establish a minimum standard occupancy rate. If any of the beds in the unit or ward were used to provide an IPPS level of care at any time during the preceding 3 months, all of the beds in the unit or ward are considered available and are to be counted for purposes of determining available bed days during the current month. (However, individual bed days may be excluded from that count if the bed is used to provide other services such as observation bed or swing-bed service, as discussed below.) If no patient care of a type generally payable under the IPPS

was provided in that unit or ward during the 3 preceding months, the beds in the unit or ward are to be excluded from the determination of available bed days during the current month (proposed §§ 412.105(b)(2) and 412.106(a)(1)(ii)(C)).

*Comment:* Many commenters objected to our proposals to amend our policy for counting unoccupied beds. Some commenters believed we should not apply an occupancy test, regardless of how long a hospital's beds sit idle. Other commenters believed the proposed 3-month test to show that a unit is unoccupied was unreasonable, and suggested that our policy should recognize small-scale, short-term renovations that take individual rooms out of service for less than 3 months.

A few commenters recommended the threshold for excluding an unoccupied unit should be reduced from 3 months to 1 month. Several commenters requested tangible evidence to support a 3-month threshold for excluding unoccupied beds.

*Response:* We believe that our proposal to amend our policy for counting unoccupied beds would provide a clear standard for both hospitals and fiscal intermediaries to use to determine whether otherwise unoccupied beds are to be counted. We note that if the required time period for excluding the unoccupied beds were set too low, hospitals could potentially manipulate their available bed count by not admitting any patients to a unit or ward during low occupancy periods, thereby distorting the measure of hospital beds. We believe that, 3 months (one quarter of a hospital's fiscal year), represents a reasonable standard for determining whether beds in a unit or ward are not being used to provide patient care and should be excluded from the hospital's available bed count.

*Comment:* One commenter stated that we should include the beds in the determination of the available bed count if they are located in an area that is included in the determination of allowable costs on the Medicare cost report. One commenter suggested that a policy that does not recognize such beds for DSH payment purposes because they do not meet an occupancy standard contradicts the recognized allowable nature of the costs associated with those beds. This commenter also requested that we apply the same 24-hour availability standard, regardless of the reason a bed is unoccupied. The commenter expressed the opinion that, whether a bed is associated with an altered patient room or merely a bed in a unit housing unoccupied beds, if the bed can be staffed and readied to house

<sup>6</sup> This policy was first articulated in correspondence to the Blue Cross and Blue Shield Association (BCBSA) on November 2, 1988, and published in BCBSA's Administrative Bulletin No. 1341, 88.01, on November 18, 1988.

<sup>7</sup> *Ibid.*

a patient within a designated period of time, the bed should be counted for DSH payment calculations.

Another commenter stated that if a hospital can demonstrate its intent to remove beds from service, the beds should be excluded from the bed count on the first day they are removed from service without meeting the 3-month waiting period. Other commenters believed the proposal should allow hospitals to exclude specific rooms from the available bed count when the individual rooms are undergoing renovations (as opposed to the entire unit). Some commenters indicated that, instead of clarifying and simplifying our bed counting policy, our proposal would complicate the current policy.

*Response:* The range of comments on this proposal demonstrates the difficulty in administering our current policy, and the importance of a uniform bed-counting policy for purposes of determining the number of beds for IME and DSH.

We proposed to use a 3-month standard to determine whether beds in a unit or ward should be considered unoccupied and excluded from the count of available beds because we believed it would provide a clear standard for both hospitals and fiscal intermediaries to use to determine whether beds should be counted. We believed 3 months represents a reasonable timeframe to demonstrate whether beds within a unit or ward are or are not being used to provide an IPPS-level of patient care, and to determine whether beds in the unit or ward should be included in the determination of a hospital's available bed count.

We continue to believe that the 3 month standard is appropriate. As noted previously, there are conflicting views among hospitals over whether this timeframe is too long or too short. Some hospitals argue that there should be no limitation on a hospital's ability to count unoccupied beds. Others argue that hospitals should be able to exclude beds on a daily basis as they undertake renovations.

We believe our proposed policies generally provide a balance between these contrasting positions while establishing a clearer standard to follow. We also continue to believe our proposed policies will strike an appropriate balance between capturing short-term shifts in occupancy and reflecting long-term changes in capacity, which will result in a reasonable representation of the hospital's number of available beds. However, based on the comments, we recognize the need for some refinement and further elaboration

upon our proposal. For example, we stated in the proposed rule of May 19, 2003, that the proposed policy to exclude from the count of available beds only the beds in units or wards that were not occupied by a patient receiving an IPPS level of care at any time during the 3 preceding months would be also be applicable to rooms undergoing renovations. However, we understand that many renovations do not involve entire units or wards, but do make individual rooms unavailable for patient care during the course of the renovation. Therefore, we are specifying in this final rule that beds in individual rooms within units or wards that would otherwise be considered occupied and available, but that are actually unavailable due to renovations, will be excluded from the available bed count.

However, in order to avoid day-to-day fluctuations in available beds resulting from minor renovations, and to ensure consistent application of this policy, we continue to believe it is necessary to establish a uniform, minimum time period that a bed must be unavailable before it is excluded. Therefore, in order for any bed within a unit or ward that would otherwise be considered occupied to be excluded because it is unavailable, the bed must remain unavailable for 30 consecutive days. In other words, if an individual bed or group of beds within an otherwise occupied unit or ward could not be made available within a 24-hour period for whatever reason (for example, renovations, use as office space, use for provision of ancillary services) for 30 consecutive days, the beds should be excluded from the hospital's available bed count for those 30 consecutive days. This policy would apply to all situations that would render a bed unavailable, not just to the examples listed above. With respect to our proposal to exclude from the available bed count all of the beds in any unit or ward that is unoccupied for the 3 preceding months, we continue to believe that this is an appropriate standard to establish whether the beds in that unit or ward are available for use by the hospital for an IPPS level of care. At some point, the measure of a hospital's number of available beds must bear a relationship to its patient population. We believe the 3 month timeframe, which requires that the beds in a unit or ward are counted if an IPPS level of care is provided to even one patient every 3 months, is a reasonable threshold that affords a good deal of flexibility to the hospital to maintain as available some beds in low occupancy units or wards.

*Comment:* One commenter requested that we postpone the proposal to decrease a hospital's total number of beds for purposes of calculating the IME and DSH payments if the hospital's occupancy rate falls below a threshold of 35 percent. Specifically, the commenter requested that we perform further analysis of the bed count methodology and determine the impact on smaller hospitals in rural areas.

*Response:* In the May 19, 2003 proposed rule, we made reference to the proposed rule published on May 9, 2002 (67 FR 31462) in which we proposed that if a hospital's reported bed count results in an occupancy rate (average daily census of patients divided by the number of beds below 35 percent), we would exclude from beds that would result in an average annual occupancy rate below 35 percent. However, in the August 1, 2002 IPPS final rule (67 FR 50060), we decided not to proceed with the proposed change as final and to reconsider the issue as part of a future comprehensive analysis of our bed and patient day counting policies. In the proposed rule of May 19, 2003 (68 FR 27203), we proposed to determine whether beds in a unit or ward are available based upon whether any bed in the unit or ward was used to provide ("an IPPS level of care") at any time during the 3 preceding months rather than to establish a minimum standard occupancy rate.

*Comment:* One commenter asked whether if an entire ward has been closed for 4 months, the beds should be excluded only for the fourth month, or whether after the 3-month period has been met, the beds would be excluded from the date that the ward closed.

*Response:* If any of the beds in a unit or ward were used to provide an IPPS level of care at any time during the preceding 3 months, all of the beds in the unit or ward would be counted for purposes of determining available bed days during the current month. If no IPPS level of care was provided within that unit or ward during the 3 preceding months, the beds in the unit or ward are to be excluded from the count of available bed days during the current month.

In the example given by the commenter, if an entire ward had been used to provide an IPPS level of care during December, but closed for the months of January, February, and March, the beds would be excluded from the available bed count for the month of April. However, the beds would be counted for the months of January through March if a bed in the ward had been used to provide an IPPS level of care in December. If a bed in the

ward is occupied for even a portion of the month of April, all of the beds located in the ward would be considered available for the entire month of May. If no bed in the ward is occupied during the month of April, all of the beds would not be counted in the available bed count for May (because no IPPS level of care was provided in that ward for the months of February, March and April).

*Comment:* One commenter recommended that we reconsider our proposal to exclude unoccupied beds from the available bed count and rely on the hospital license as the definitive bed count for purposes of determining the applicable bed count.

*Response:* Our policy is not to rely on the hospital license as the definitive bed count for purposes of determining the applicable bed count. There are several reasons we do not believe it is appropriate to rely on a hospital's license to determine the applicable bed count. Hospitals often are licensed for many more beds than they currently occupy. Using a hospital's number of licensed beds as the measure of available beds would allow hospitals with excess capacity to show a higher number of beds which, could inappropriately allow some hospitals to meet the bed thresholds for DSH payment calculation purposes. We also note that the IME adjustment for teaching hospitals could be reduced significantly, and artificially, by including in a hospital's bed count the number of licensed beds that are not in use. In addition, individual states determine the number of licensed beds for hospitals. There is no consistent method from State to State on the requirements or standards for determining these licensed beds. Lack of a consistent method or standard for establishing the number of licensed beds could unfairly disadvantage hospitals in some states, and benefit hospitals in others; the inconsistency among States in bed-licensing methods or standards makes licensed beds an unreliable representation of a hospital's number of available beds.

*Comment:* Another commenter stated that, if the provider can document that a space is under evaluation as a future location for health care related services (although perhaps it is now only used for storage), the number of beds associated with these spaces should be considered allowable. If, in a year, the provider has not put beds into service or made the beds available by using them to provide an IPPS level of care, the fiscal intermediary could consider the space as non-allowable, for purposes of determining a hospital's bed count.

*Response:* The purpose of our policy change is to provide clearer guidance, and to be more consistent in determining which beds should be considered available and included in a hospital's bed count. We believe that allowing hospitals to identify or document that a space is under evaluation as a location for future health care related services, and considering some number of beds associated with the space to be available would add significant vagueness and imprecision to the policy.

In summary, in this final rule, we are revising our regulations at § 412.105(b) and § 412.106(a)(1)(ii) to specify that bed days in a unit that was occupied to provide an IPPS level of care for at least one day during the 3 preceding months are included in the available bed day count for a month. In addition, bed days for any bed within a unit that would otherwise be considered occupied should be excluded from the available bed day count for the current month if the bed has remained unavailable (could not be made available for patient occupancy within 24 hours) for 30 consecutive days, or if the bed is used to provide outpatient observation services or swing-bed skilled nursing care. This policy will be effective for discharges occurring on or after October 1, 2004.

## 2. Observation Services and Swing-bed Skilled Nursing Services

Observation services are those services furnished by a hospital on the hospital's premises that include use of a bed and periodic monitoring by a hospital's nursing or other staff in order to evaluate an outpatient's condition or to determine the need for a possible admission to the hospital as an inpatient. When a hospital places a patient under observation but has not formally admitted him or her as an inpatient, the patient is initially treated as an outpatient, and the services are reimbursed as outpatient services. Consequently, the observation days are not recognized under the IPPS as part of the inpatient operating costs of the hospital. However, if the patient is subsequently admitted as an inpatient, the observation services are reimbursed as inpatient services.

Observation services may be provided in a distinct outpatient observation bed area, (which is not a routine inpatient acute care unit or ward for which costs are included for purposes of the IPPS), but they may also be provided in a bed located within a routine inpatient care unit or ward. As we mentioned above, the discussion of our policies on counting beds and days in this final rule

pertains to beds and patient days that occur in units or wards that are not excluded from the IPPS and for which costs are included in determining the allowable costs of inpatient hospital care under the IPPS on the Medicare cost report. However, we note that whether the observation services are provided in a separate outpatient observation area or in a bed within an inpatient acute care unit or ward, our general policy is that the days attributable to beds used for observation services are excluded from the counts of available bed days and patient days at (§§ 412.105(b) and 412.106(a)(1)(ii)). This policy was clarified in a memorandum that was sent to all CMS Regional Offices (for distribution to fiscal intermediaries) dated February 27, 1997. This memorandum stated that if a hospital provides observation services in beds that are generally used to provide hospital inpatient services, the days that those beds are used for observation services are to be excluded from the available bed day count (even if the patient is ultimately admitted as an acute inpatient).

A swing-bed is a bed that is available for use to provide acute inpatient care and is also available for use to provide SNF-level care. The requirements for a hospital to be considered a swing-bed hospital are located under existing regulations at § 482.66, and for a swing-bed CAH, under existing regulations at § 485.645. Under existing § 413.114(a)(1), payment for posthospital SNF care furnished in swing-beds is made in accordance with the provisions of the SNF prospective payment system (effective for SNF services furnished in cost reporting periods beginning on and after July 1, 2002). Similar to beds and patient days, associated with observation services, when the swing-bed is used to furnish SNF care<sup>8</sup> those beds and patient days are excluded from the counts of available bed days and patient days (§§ 412.105(b) and 412.106(a)(1)(ii)).

Observation services and swing-beds skilled nursing services are both special, frequently temporary, alternative uses of acute inpatient care beds. Thus, the days a bed in an (otherwise occupied) acute inpatient care unit or ward is used to provide outpatient observation services are to be deducted from the available bed count under § 412.105(b) and the patient day count under § 412.106(a)(1)(ii). Otherwise, the bed would be considered available for IPPS-level acute care services (as long as it meets the other criteria to be considered available). This same policy applies to

<sup>8</sup> Ibid.

swing-beds for days the bed is used to provide SNF-level care. The policies to exclude observation days and SNF-level swing-bed days from the count of available bed days and patient days, as described above stem from the fact that although the services are provided in beds that would otherwise be available to provide an IPPS level of services, these days are not payable under the IPPS, except in the case of observation days when the patient is ultimately admitted as an inpatient).

In the proposed rule of May 19, 2003, we proposed to amend our policy with respect to observation days for patients who are ultimately admitted for inpatient acute care. As we noted previously, our current policy is that observation days are excluded from the available bed day and the patient day counts. (This policy was communicated in a memorandum to all CMS Regional Offices on February 27, 1997). Specifically, we proposed that, if a patient is admitted as an acute inpatient subsequent to receiving outpatient observation services, we would include the days associated with the observation services in the available bed day and patient day counts. We proposed this policy because it would be consistent with our policy generally to count beds and days when the costs associated with the beds and days would be considered inpatient operating costs under the IPPS.

In order to avoid any potential future misunderstandings about our policies regarding the exclusion of observation and swing-bed days under the regulations at § 412.105(b) and § 412.106(a)(1)(ii), we proposed to revise our regulations to specify our policy that observation and swing-bed days are to be excluded from the counts of both available beds and patient days, unless a patient, who receives outpatient observation services is ultimately admitted for acute inpatient care, in which case the beds and days would be included in those counts.

*Comment:* One commenter indicated that the proposed change does not seem unreasonable, although it will require administrative changes for hospitals to count these days as part of their reporting processes. However, the commenter suggested that, if the change is finalized, it should be included in all Medicare calculations of days and length of stay; for example, when determining the length of stay for patients subject to the per diem payment methodology for transfers.

Another commenter pointed out that the costs associated with these days would still be ancillary costs and treated as such on the Medicare cost report.

Thus, it would be necessary to report these days separately from other inpatient routine care days so that the costs can be appropriately allocated.

Some commenters noted that the proposed change would result in Medicare treating these days inconsistently from other payers and, therefore, it would require a significant amount of a hospital's time and resources to track observation patients that ultimately become inpatients. On the other hand, some commenters asserted that this change would result in Medicare's policy becoming consistent with other payers' treatment of observation patient days attributable to patients who are admitted as inpatients.

*Response:* We recognize the issues raised by the commenters with regard to treating these days consistently for purposes of determining the length of stay in calculating per diem payments and for cost allocation purposes. We have determined that these days are similar to those days for patients who go to the emergency room and are ultimately admitted to the hospitals. Once a patient has been admitted into the hospital, the time and costs they incurred in the emergency room are also included in the inpatient stay. Including observation patients in the available bed and patient day count once they are admitted as inpatients requires making a change in the Medicare cost report. On Worksheet S-3, of CMS Form 2552-96, we will include a line to show observation days for patients subsequently admitted as inpatients and a separate line for observation days for patients not admitted.

*Comment:* Some commenters objected to the general exclusion of observation bed days from the available bed day count on the grounds that it is a flawed premise that the size of a hospital's bed complement should be impacted by the payment policy classification of the services provided to the patient. That is, the commenter believed a bed should not be excluded from the available bed day count because it is used to provide services not payable under the IPPS on a particular day.

*Response:* When the application of IPPS payment policy hinges on a determination of a hospital's bed size, it seems reasonable to determine bed size based on the portion of the hospital that generates the costs that those IPPS payments are designed to compensate. In addition, we use available bed days as the basis to determine a hospital's bed count for purposes of the IME adjustment. Therefore, we believe it is appropriate to consider how a bed is used on a given day. For example, if a bed is used for observation services on

a given day, it is not available for inpatient services. As stated above, our bed counting policies start with the premise that the treatment of beds should be generally consistent with the treatment of the patient days and the costs of those days on the Medicare cost report. Therefore, we continue to believe it is appropriate to exclude outpatient observation days, even when the beds used to provide that service are located in an otherwise available routine inpatient care unit or ward.

In determining whether a bed should be considered available, our policy has been to treat the bed in the same manner as we treat the patient days and costs associated with the bed. For example, we include intensive care unit beds in the available bed count because patient days in these units are included in total patient days and the costs are included in the calculation of allowable costs under the IPPS. If a patient is placed for observation in a bed generally used to provide inpatient services, and is then admitted to the hospital, the patient days that occurred before the inpatient admission are included in the inpatient stay, the costs prior to the admission are included in allowable inpatient costs, and the bed days are included in the available bed day count. However, if the patient placed for observation is released from the hospital without being admitted, then the observation days and costs are excluded from the calculation of inpatient days and costs, and the bed days are excluded from the available bed day count.

A change in the Medicare cost report is required in order to include observation days for patients that are subsequently admitted as inpatients in the available bed and patient day counts. Therefore, on Worksheet S-3, of CMS Form 2552-96, we will include a line, to show observation days for patients subsequently admitted as inpatients and a separate line for observation days for patients not admitted. This policy change will be applied to all cost reporting periods beginning on or after October 1, 2004.

In summary, in this final rule we are adopting the proposed changes to § 412.105(b) and § 412.106(a)(1)(ii), which specify that observation and swing-bed days are to be excluded from the counts of both available bed days and patient days unless a patient receiving outpatient observation services in a bed that is generally used to provide hospital inpatient acute care services is ultimately admitted, in which case the beds and days associated with the observation services would be included in those counts. This policy will be effective for cost reporting

periods beginning on or after October 1, 2004.

### 3. Dual-Eligible Patient Days

As described above, the DSH patient percentage is equal to the sum of the percentage of Medicare inpatient days attributable to patients entitled to both Medicare Part A and SSI benefits, and the percentage of total inpatient days attributable to patients eligible for Medicaid but not entitled to Medicare Part A benefits. If a patient is a Medicare beneficiary who is also eligible for Medicaid, the patient is considered dual-eligible and the patient days are included in the Medicare fraction of the DSH patient percentage but not the Medicaid fraction. This is consistent with the language of section 1886(d)(5)(F)(vi)(II) of the Act, which specifies that patients entitled to benefits under Part A are excluded from the Medicaid fraction.

It has come to our attention that we inadvertently misstated our current policy with regard to the treatment of certain inpatient days for dual-eligibles in the proposed rule of May 19, 2003 (68 FR 27207). In that proposed rule, we indicated that a dual-eligible beneficiary is included in the Medicare fraction even after the patient's Medicare Part A hospital coverage is exhausted. That is, we stated that if a dual-eligible patient is admitted without any Medicare Part A hospital coverage remaining, or the patient exhausts Medicare Part A hospital coverage while an inpatient, the non-covered patient days are counted in the Medicare fraction. This statement was not accurate. Our policy has been that only covered patient days are included in the Medicare fraction (§ 412.106(b)(2)(i)). A notice to this effect was posted on CMS's Web site (<http://www.cms.hhs.gov/providers/hipps/dual.asp>) on July 9, 2004.

*Comment:* We received numerous comments that commenters were disturbed and confused by our recent Web site posting regarding our policy on dual-eligible patient days. The commenters believed that this posting was a modification or change in our current policy to include patient days of dual-eligible Medicare beneficiaries whose Medicare Part A coverage has expired in the Medicaid fraction of the DSH calculation. In addition, the commenters believed that the information in this notice appeared with no formal notification by CMS and without the opportunity for providers to comment.

*Response:* The notice that was posted on our Web site was not a change in our current policy. Our current policy is, if a patient is a Medicare beneficiary who

is also eligible for Medicaid, the patient is considered dual-eligible and the patient days are included in the Medicare fraction of the DSH patient percentage but not the Medicaid fraction. This is consistent with the language of section 1886(d)(5)(F)(vi)(II) of the Act, which specifies that patients entitled to benefits under Medicare Part A are excluded from the Medicaid fraction.

The Web site posting is a correction of an inadvertent misstatement made in the May 19, 2003 proposed rule (68 FR 27207). This Web site posting was not a new proposal or policy change. As a result, we do not believe it is necessary to utilize the rule making process in correcting a misstatement that was made in the May 19, 2003 proposed rule regarding this policy.

In the proposed rule of May 19, 2003 (68 FR 27207), we proposed to change our policy to begin to count in the Medicaid fraction of the DSH patient percentage the patient days of dual-eligible Medicare beneficiaries whose Medicare coverage has expired. We note that the statutory provision referenced above stipulates that the Medicaid fraction is to include patients who are eligible for Medicaid. However, the statute also requires that patient days attributable to patients entitled to benefits under Medicare Part A are to be excluded from the Medicaid fraction.

*Comment:* Numerous commenters opposed our proposal to begin to count in the numerator of the Medicaid fraction of the DSH patient percentage, the patient days of dual-eligible Medicare beneficiaries whose Medicare inpatient coverage has expired. They objected that the proposal would result in a reduction of DSH payments when the exhausted coverage days are removed from the Medicare fraction and included in the Medicaid fraction. According to these commenters, any transfer of a particular patient day from the Medicare fraction (based on total Medicare patient days) to the Medicaid fraction (based on total patient days) would dilute the value of that day and, therefore, reduce the overall patient percentage and the resulting DSH payment adjustment.

One commenter observed that a patient who exhausts coverage for inpatient hospital services still remains entitled to other Medicare Part A benefits. This commenter found it difficult to reconcile the position that these patients are not entitled to Medicare Part A benefits when they can receive other covered Part A services, such as SNF services.

In addition, some commenters stated that these days should not be included

in either the Medicare or Medicaid fraction. They indicated that the days should not be included in the Medicare fraction because that computation includes the number of patient days actually furnished to patients who were entitled to both Medicare Part A and SSI benefits. The commenters stated that the days should also be excluded from the Medicaid fraction because that computation excludes hospital patient days for patients who, for those days, were entitled to benefits under Medicare Part A.

Commenters also indicated that the proposal would put an increased administrative burden on the hospitals to support including these patient days in the Medicaid fraction. They recommended that if we finalize this policy, the requirement that hospitals submit documentation justifying the inclusion of the days in the Medicaid fraction should be removed.

*Response:* We proposed this change to facilitate consistent handling of these days across all hospitals, in recognition of the reality that, in some States, fiscal intermediaries are reliant upon hospitals to identify days attributable to dual-eligible patients whose Medicare Part A hospitalization benefits have expired. We believe it is important that all IPPS policies be applied consistently for all hospitals around the country.

However, we acknowledge the point raised by the commenter that beneficiaries who have exhausted their Medicare Part A inpatient coverage may still be entitled to other Part A benefits. We also agree with the commenter that including the days in the Medicare fraction has a greater impact on a hospital's DSH patient percentage than including the days in the Medicaid fraction. This is necessarily so because the denominator of the Medicare fraction (total Medicare inpatient days) is smaller than the denominator of the Medicaid fraction (total inpatient days). However, we note that we disagree with the commenter's assertion that including days in the Medicaid fraction instead of the Medicare fraction always results in a reduction in DSH payments. For instance, if a dual-eligible beneficiary has not exhausted Medicare Part A inpatient benefits, and is not entitled to SSI benefits, the patient days for that beneficiary are included in the Medicare fraction, but only in the denominator of the Medicare fraction (because the patient is not entitled to SSI benefits). The inclusion of such patient days in the Medicare fraction has the result of decreasing the Medicare fraction in the DSH patient percentage.



For these reasons, we have decided not to finalize our proposal stated in the May 19, 2003 proposed rule to include dual-eligible beneficiaries who have exhausted their Part A hospital coverage in the Medicaid fraction. Instead, we are adopting a policy to include the days associated with dual-eligible beneficiaries in the Medicare fraction, whether or not the beneficiary has exhausted Medicare Part A hospital coverage. If the patient is entitled to Medicare Part A and SSI, the patient days will be included in both the numerator and denominator of the Medicare fraction. This policy will be effective for discharges occurring on or after October 1, 2004. We are revising our regulations at § 412.106(b)(2)(i) to include the days associated with dual-eligible beneficiaries in the Medicare fraction of the DSH calculation.

#### 4. Medicare+Choice (M+C) Days

Under existing § 422.1, an M+C plan means "health benefits coverage offered under a policy or contract by an M+C organization that includes a specific set of health benefits offered at a uniform premium and uniform level of cost-sharing to all Medicare beneficiaries residing in the service area of the M+C plan." Generally, each M+C plan must provide coverage of all services that are covered by Medicare Part A and Part B (or just Part B if the M+C plan enrollee is only entitled to Part B).

We have received questions whether the patient days associated with patients enrolled in an M+C Plan should be counted in the Medicare fraction or the Medicaid fraction of the DSH patient percentage calculation. The question stems from whether M+C plan enrollees are entitled to benefits under Medicare Part A since M+C plans are administered through Medicare Part C.

We note that, under existing regulations at § 422.50, an individual is eligible to elect an M+C plan if he or she is entitled to Medicare Part A and enrolled in Part B. However, once a beneficiary has elected to join an M+C plan, that beneficiary's benefits are no longer administered under Part A. In the proposed rule of May 19, 2003 (68 FR 27208), we proposed that once a beneficiary elects Medicare Part C, those patient days attributable to the beneficiary would not be included in the Medicare fraction of the DSH patient percentage. Under our proposal, these patient days would be included in the Medicaid fraction. The patient days of dual-eligible M+C beneficiaries (that is, those also eligible for Medicaid) would be included in the count of total patient days in both the numerator and denominator of the Medicaid fraction.

*Comment:* Several commenters indicated that they appreciated CMS's attention to this issue in the proposed rule. The commenters also indicated that there has been insufficient guidance on how to handle these days in the DSH calculation. However, several commenters disagreed with excluding these days from the Medicare fraction and pointed out that these patients are just as much Medicare beneficiaries as those beneficiaries in the traditional fee-for-service program.

*Response:* Although there are differences between the status of these beneficiaries and those in the traditional fee-for-service program, we do agree that once Medicare beneficiaries elect Medicare Part C coverage, they are still, in some sense, entitled to benefits under Medicare Part A. We agree with the commenter that these days should be included in the Medicare fraction of the DSH calculation. Therefore, we are not adopting as final our proposal stated in the May 19, 2003 proposed rule to include the days associated with M+C beneficiaries in the Medicaid fraction. Instead, we are adopting a policy to include the patient days for M+C beneficiaries in the Medicare fraction. As noted previously, if the beneficiary is also an SSI recipient, the patient days will be included in the numerator of the Medicare fraction. We are revising our regulations at § 412.106(b)(2)(i) to include the days associated with M+C beneficiaries in the Medicare fraction of the DSH calculation.

#### M. Payment Adjustments for Low-Volume Hospitals (§ 412.101)

Section 406 of Public Law 108-173 amended section 1886(d) of the Act to add a new subclause (12) to provide for a new payment adjustment to account for the higher costs per discharge of low-volume hospitals under the IPPS. Section 1886(d)(12)(C)(i) of the Act, as added by section 406, defines a low-volume hospital as a "subsection (d) hospital \* \* \* that the Secretary determines is located more than 25 road miles from another subsection (d) hospital and that has less than 800 discharges during the fiscal year." Section 1886(d)(12)(C)(ii) of the Act further stipulates that the term "discharge" refers to total discharges, and not merely to Medicare discharges. Specifically, the term refers to the "inpatient acute care discharge of an individual regardless of whether the individual is entitled to benefits under part A." Finally, the provision requires the Secretary to determine an applicable percentage increase for these low-volume hospitals based on the "empirical relationship" between "the

standardized cost-per-case for such hospitals and the total number of discharges of these hospitals and the amount of the additional incremental costs (if any) that are associated with such number of discharges." The statute thus mandates the Secretary to develop an empirically justifiable adjustment formula based on the relationship between costs and discharges for these low-volume hospitals. The statute also limits the adjustment to no more than 25 percent.

MedPAC has published an analysis of the financial performance and cost profiles of low-volume hospitals (MedPAC June 2001 Report to Congress, page 66). Its analysis indicated that hospitals with 500 discharges or less generally have negative Medicare margins. Specifically, hospitals with 200 discharges or less have margins of -16.4 percent, and hospitals with 201 to 500 discharges have margins of -2.1 percent. MedPAC's analysis further revealed that hospitals with a small volume of discharges have higher costs per discharge than larger facilities, after controlling for the other cost factors recognized in the payment system. MedPAC's analysis thus indicates that low-volume providers are disadvantaged by payment rates based on average volume. In analyzing the relationship between costs per case and discharges, MedPAC also found that this relationship begins to level off and reaches zero variation at around 500 discharges. Therefore, MedPAC recommended an adjustment formula in the form of:

$$1.25 - (.0005 * D), \text{ if } D < 500 \text{ discharges}$$

Where 1.25 represents the maximum 25-percent add-on, .0005 is the payment adjustment per case (derived by dividing .25 by 500 discharges) and "D" is the number of discharges.

Using FY 2001 cost report data, we found an even larger disparity than MedPAC found between low-volume providers and their higher-volume counterparts. Although Medicare margins remain healthy overall at 9.32 percent, the Medicare margin for providers with 200 or less discharges is -46.26 percent, and the margin for providers with 201 to 500 discharges is -11.74 percent. For the May 18, 2004 proposed rule, we employed a bivariate regression analysis to determine the fit between total hospital discharges and operating costs from FY 2001.

As discussed in the proposed rule, we found a very strong correlation between costs and the total number of discharges. We then examined the variation in cost-per-case among subsection (d) hospitals, using both log

and nonlog functions. When the analysis was limited to hospitals with fewer than 1,000 discharges, we found a strong relationship between cost per case and low volume. We found that the greatest variation from the mean costs per case exists between 1 and 150 discharges, indicating (as MedPAC also found) that hospitals with the lowest case volume generally experience greater costs per case than hospitals with higher volume. However, after about 150 discharges, the trend line begins to level off rapidly. The trend line reaches zero variation from mean cost per case at approximately 450 discharges (cost per case in log form) or 500 discharges (nonlog form). Immediately after that point, the trend line in both forms becomes negative, while still maintaining a very smooth line. Both because of where the trend line crosses zero and because there is very little variation from the mean after this point, we believed that 500 discharges was the appropriate cutoff for an add-on payment under this provision.

Based on these results, we proposed to adopt a slightly revised version of MedPAC's recommended formula for an add-on payment to low-volume hospitals:

$$\text{Adjustment} = 1.25 - (.0005 * D), \text{ if } 0 < D \leq 500 \text{ discharges}$$

Where 1.25 represents the maximum 25 percent add-on, .0005 is the payment adjustment per case (derived by dividing .25 by 500 discharges) and "D" is the number of discharges. We proposed to revise the MedPAC recommended formula by adding the condition that "D>0" in order to avoid the anomalous result that a hospital without any discharges would qualify for the maximum 25-percent adjustment.

However, these proposals were based only on our univariate analysis conducted before publication of the proposed rule. In the proposed rule, we indicated our concerns about whether we had sufficient information (for example, total hospital case-mix) to support valid multivariate analyses. We also noted our plan to conduct more detailed multivariate analyses for the final rule.

We also noted that, under our proposed formula, some hospitals that meet the statutory definition of low-volume hospital would receive no adjustment. Specifically, hospitals with more than 500 but fewer than 800 total discharges for the fiscal year would receive no adjustment under this formula. Despite the statutory definition of a low-volume hospital as a subsection

(d) hospital that has less than 800 discharges during the fiscal year, the statutory provision mandating this adjustment also requires the Secretary to determine the empirical relationship between the standardized cost-per-case, the total number of discharges, and the amount of incremental costs associated with the number of discharges. In addition, the provision requires that the applicable percentage increase shall be "based upon such relationship in a manner that reflects \* \* \* such incremental costs." We believe that the statutory language thus gives the Secretary the flexibility to set the percentage increase at zero for a given number of discharges if the empirical evidence shows that hospitals experience no higher incremental costs when they reach that number of discharges. In other words, the statute does not require the Secretary to provide an adjustment in the absence of empirical evidence that an adjustment is warranted by higher incremental costs.

*Comment:* Many commenters objected to our proposal to provide an adjustment for only some hospitals that meet the statutory definition of a low-volume hospital. Some of these commenters contended that such a proposal was contrary to the statute. Other commenters stated that the proposal neglected to provide additional payments for many small hospitals that may be struggling financially.

*Response:* We continue to believe that the statutory language gives the Secretary the flexibility to set the percentage increase at zero for a given number of discharges if the empirical evidence shows that hospitals experience no higher incremental costs when they reach that number of discharges. In other words, the statute does not require the Secretary to provide an adjustment in the absence of empirical evidence that an adjustment is warranted by higher incremental costs. Indeed, we believe that the statutory language implies that no adjustment would be warranted for any hospitals that meet the definition of "low-volume hospital" if the requisite empirical analysis of the "relationship between the standardized cost-per-case, the total number of discharges, and the amount of incremental costs associated with the number of discharges" does not support an adjustment. We also note MedPAC's agreement with our proposal to limit the adjustment to the level supported by the empirical analysis.

While the statute defines low-volume hospitals in terms of total inpatient acute care discharges and mandates that the adjustment be based upon the amount of incremental costs associated

with the number of discharges, it does not specify whether the count of discharges, either for purposes of the definition or the payment adjustment formula, should be based on the payment year or some previous year. Specifically, the statute defines low-volume hospital as "for a fiscal year, a subsection (d) hospital \* \* \* [that] has less than 800 discharges during the fiscal year" (emphasis added).

As we indicated in the proposed rule, we believe that this statutory language gives us the flexibility to define which fiscal year to use in determining the number of discharges, both for purposes of the definition of "low-volume hospital" and the payment adjustment formula. Prospective payment systems place substantial value on providing hospitals with predictability regarding payments. If the determination of whether hospitals qualify for low-volume payment adjustments and the computation of the payment adjustment amount are based on the number of discharges in the current fiscal year, neither CMS nor the hospital will know with certainty whether a hospital qualifies for the adjustment, or what the amount of the adjustment would be, until after the end of the payment year (probably not until the time of final cost report settlement for the year). In such circumstances, CMS could be faced with the prospect of recouping large overpayments in some cases or reimbursing for large underpayments in others. Hospitals would face similar uncertainties. On the other hand, if these determinations are based on discharge counts from a prior fiscal year, hospitals will know in advance whether they will be receiving a payment adjustment and what the size of the adjustment will be. Both hospitals and CMS will be able to plan accordingly.

Therefore, in the proposed rule, we proposed to base the count of discharges, for purposes both of meeting the qualifying definition and determining the amount of the payment adjustment, on the number of inpatient acute care discharges occurring during the cost reporting period for the most recent submitted cost report. We recognize that this policy may temporarily disadvantage certain hospitals. For example, a hospital that had more than 500 discharges in its most recent submitted cost report may have fewer than 500 discharges during the first fiscal year in which this low-volume payment adjustment is available. Such a hospital would not qualify for the low-volume adjustment during the first fiscal year of the adjustment under the proposed policy,

but it would qualify under an alternative policy of basing the discharge count on the fiscal year for which payment is made. However, even in such cases, the hospital would not be certain about whether it would receive an adjustment until its cost report for the payment year is settled. In addition, under the proposed policy, the hospital would still be certain of receiving a low-volume adjustment for any fiscal year in which it had 500 or fewer discharges. The hospital would receive the adjustment during the fiscal year after the cost report is submitted for any fiscal year in which the hospital had 500 discharges or less.

*Comment:* MedPAC recommended that we consider employing a 3-year moving average of discharges in determining the adjustment and they noted that a 3-year moving average would better track a hospital's underlying patient volume.

*Response:* We appreciate and understand the basis for this recommendation. However, we believe that the text of the statute, which defines a low-volume hospital as one that has "less than 800 discharges during the fiscal year," precludes taking a multiyear approach to the number of discharges.

*Comment:* MedPAC recommended that we revise this proposed policy, and consider basing the adjustment on the actual number of discharges in the payment year, rather than relying on 2-year old cost report data. MedPAC noted that our proposed approach would delay recognition of changes to a hospital's actual volume in determining the adjustment, and that reconciliation of the final discharge count for the payment year could be carried out less than a year from the end of the cost reporting period.

*Response:* We appreciate MedPAC's recommendation and will take it into consideration for future years. However, we are not adopting the recommendation at this time for several reasons. The recommendation to employ the current year count of discharges would require establishment of a reconciliation process, which would probably be implemented by means of revisions to the Medicare cost report form. As we discuss later in this section of the preamble, we are significantly modifying the proposed low volume adjustment on the basis of the empirical analysis that we have conducted since the proposed rule. In the light of this analysis, we will be reanalyzing the empirical data in the FY 2006 rulemaking process and reexamining whether an adjustment is warranted based on the statutory

requirement that the adjustment be empirically justified. Until we have determined whether a low-volume adjustment is warranted by the empirical data over the long term, we do not believe that it would be prudent to establish a new reconciliation process and revise the Medicare cost report form.

A further implication of our proposed policy was that a new hospital would not receive an adjustment during its first year of operation, even if it has fewer than 500 total discharges during that year. While this approach is somewhat disadvantageous for hospitals in their first year of existence, we believe that it is justified in order to avoid establishing a settlement process to finalize payments under this new proposed adjustment. Therefore, we proposed that new hospitals that meet the distance requirement would not be eligible for the adjustment until data become available to determine that the annual number of discharges is 500 or less. Under this approach, new hospitals would not receive a low-volume adjustment during at least the first 2 years of their existence. (This is generally the amount of time that elapses before submission of a cost report.) This policy is consistent with the treatment of some existing hospitals, for example, hospitals that have declining numbers of discharges, and would not be eligible for the adjustment until their data show 500 or fewer discharges.

*Comment:* Several commenters encouraged us to provide a mechanism for new hospitals to qualify to receive an adjustment without waiting for settlement of the hospital's first cost report.

*Response:* Providing for new hospitals to receive an adjustment during the first year of operation would require establishment of a reconciliation process, probably through revision of the Medicare cost report. For the reasons discussed previously, we do not believe that it would be prudent to revise the cost report and establish a reconciliation process at this time.

As we noted previously, the statute defines a low-volume hospital as a subsection (d) hospital that the Secretary determines is located more than 25 road miles from another subsection (d) hospital and that has less than 800 discharges during the fiscal year. In order to enforce the requirement that a qualifying hospital be located more than 25 miles from another subsection (d) hospital, we proposed that a hospital that wishes to qualify for the adjustment must provide its fiscal intermediary with evidence that it meets

this distance requirement. The intermediary will then certify, on the basis of the evidence presented by the hospital and any other relevant evidence that it may be able to develop, that the hospital meets this requirement. Other relevant evidence may include maps, mapping software, and inquiries to State and local police, transportation officials, or other government officials.

As discussed previously, we indicated in the proposed rule that for the final rule we planned to conduct more detailed multivariate analysis on the empirical basis for a low-volume adjustment. We have expanded and refined our analysis in several significant ways and, as a result, are revising our proposal in this final rule.

In order to further evaluate the low volume proposal, we empirically modeled the relationship between hospital costs-per-case and total discharges in several ways. We used both regression analysis and straight-line statistics to examine this relationship.

We conducted three different regression analyses. For all of the analyses, we simulated the FY 2005 cost environment because the low-volume policies would be applied during that year. We also analyzed the relationship between costs and discharges based purely on FY 2001 and FY 2002 data. The FY 2005 models were given the most weight in our conclusions as payments have undergone several changes between FY 2001 and FY 2005, making the results of the earlier data less relevant. Furthermore, many of these policy changes may already have helped increase payments to low-volume hospitals.

In the first regression analysis, we used a dummy variable approach to model the relationship between standardized costs and total discharges. We standardized costs to remove the effects of differences in area wage levels, case-mix, outliers, and, for hospitals in Alaska and Hawaii, the applicable cost-of-living adjustment. This model was similar to that used by MedPAC on 1997 data. The results of these regression models on the earlier years of data, FY 2001 and FY 2002, provided support for giving hospitals with less than 200 total discharges positive payment adjustments, as they were found to have higher Medicare costs per Medicare discharge in comparison to high-volume hospitals. These results are somewhat consistent with the similar analysis performed by MedPAC, as MedPAC found that hospitals with up to 200 discharges were in most need of a payment adjustment. However, MedPAC also found evidence for

providing an adjustment to hospitals with up to 500 discharges, which the data for FYs 2001 and 2002 do not show. Furthermore, the analysis revealed no statistically significant relationship between standardized costs and total discharges when modeling under the FY 2005 environment. These results suggest that the relationship between standardized costs and total discharges is becoming less significant over time, which may indicate that changes to the payment structure (for example, changes in the labor share, and the equalization of standardized amounts) over time have already had some positive impact on low-volume hospital payments.

We also used a descriptive analysis approach to understand the empirical relationship between costs and total discharges. We grouped all hospitals by their total discharges and compared the mean Medicare per discharge payment-to-Medicare per discharge cost ratios. Hospitals with less than 800 total discharges were split into 24 cohorts based on increments of 25 discharges. For the most part, the mean payment-to-cost ratios were below one (implying that Medicare per discharge costs exceeded Medicare per discharge payments), for cohorts of hospitals with less than 200 discharges. However, consistent with the regression findings, the point at which the ratio seemed to transition from consistently being below 1 to above 1 decreased over time from approximately 225 discharges in 2001 to 150 discharges in 2005. There was also no obvious increasing trend in the ratios, from which it would be possible to infer a formula to generate adjustments for hospitals based upon the number of discharges. Because nearly 70 percent of hospitals with less than 200 discharges had ratios below 0.80, this analysis supports applying the highest payment adjustment to all providers with less than 200 discharges that are eligible for the low volume adjustment. This finding also raises concerns that the large variation in costs relative to payments and the low sample sizes for low-volume hospitals may bias the regressions toward insignificant results.

The second regression analysis modeled the Medicare per discharge cost-to-Medicare per discharge payment ratio as a function of total discharges. The cost-to-payment ratio model more explicitly accounts for the relative values of per discharge costs and per discharge payments. These models provided some evidence for a statistically significant negative relationship between the cost-to-

payment ratio and total discharges. However, that result was limited to FY 2001 and FY 2002 data and no significant relationship between the cost-to-payment ratio and total discharges was found with simulated FY 2005 data. These results also lend support to the notion that the relationship between the cost-to-payment ratio and total discharges has become less significant over time, and that changes to the payment structure have had some positive impact on low-volume hospital payments.

The third regression analysis employed per discharge costs minus per discharge payments as the dependent variable and total discharges as an explanatory variable. The results of this analysis were similar to the other regression analyses: some evidence was provided for an adjustment with the FY 2001 and FY 2002 data, but not with the simulated FY 2005 data. In fact, the 2005 results suggest (with a positive intercept and positive coefficient on total discharges) that payments are greater than costs for all hospitals, including the low-volume hospitals. Again, these results are consistent with the notion of previous changes to the payment structure having already had positive impacts on low-volume hospital payments.

In conjunction with this third regression analysis, we also examined the straight-line statistical relationship between per discharge costs minus per discharge payments and total discharges. The results of this analysis indicate that this relationship is negative for the majority of hospitals with less than 200 discharges.

The declining trend in the significance of the relationship between hospital costs and discharges and, in particular, the statistically insignificant relationship with the simulated FY 2005 results may provide some case for not making a low-volume adjustment. However, we are persuaded by the earlier data and the descriptive statistics that hospitals with less than 200 discharges have sufficiently higher costs relative to payments to justify an adjustment, although more modest in scope than the adjustment we proposed. Therefore, in this final rule we are providing a low-volume adjustment for hospitals with less than 200 discharges. As noted above, the descriptive data do not reveal any pattern that could provide a formula for calculating an adjustment in relation to the number of discharges. However, the descriptive analysis of the data does indicate that, for a large majority of the hospitals with less than 200 discharges, the maximum

adjustment of 25 percent would be appropriate. This is because, for example, the payment-to-cost ratios for more than 70 percent of these hospitals are 0.80 or less. The maximum adjustment of 25 percent would therefore leave most of these hospitals with payment-to-cost ratios still below 1.00. Because a large majority of hospitals with less than 200 discharges have payment-to-cost ratios below 1.00, we are providing that hospitals with less than 200 total discharges in the most recent submitted cost report will receive an adjustment of 25 percent on each Medicare discharge. Therefore, we are revising § 412.101(a) and (b) to implement these changes.

We believe that, in the light of all the analysis that we have conducted, extending a 25 percent low-volume adjustment to all hospitals with less than 200 discharges is most consistent at this time with the statutory requirement to provide relief to low-volume hospitals where there is empirical evidence that higher incremental costs are associated with low numbers of discharges. However, we acknowledge that the empirical evidence does not provide robust support for this conclusion. Therefore, we will thoroughly reexamine the empirical evidence next year, and propose to modify or even eliminate the adjustment if the empirical evidence indicates that it is appropriate to do so at that time. Our analysis indicates that there are fewer than 100 hospitals with less than 200 total discharges. We are unable to determine how many of these hospitals also meet the requirement that a low-volume hospital be more than 25 road miles from the nearest subsection (d) hospital in order to qualify for the adjustment. However, the majority of the low-volume hospitals that we have been able to identify are located in urban areas. Some indications suggest that a number of these hospitals may be specialty hospitals, which are generally small institutions concentrating in one area of surgical practice, such as orthopedics or heart surgery. It is not entirely clear that it is the intent of this statutory provision to provide additional payment to this type of hospital. Others may be eligible to apply to become CAHs. We will monitor the numbers and types of hospitals that receive the low-volume adjustment as the intermediaries make determinations concerning which facilities meet all the requirements for the adjustment.

*N. Medicare Geographic Classification Review Board (MGCRB) Reclassifications (§§ 412.230, 412.234, and 412.236)*

1. Background

With the creation of the MGCRB, beginning in FY 1991, under section 1886(d)(10) of the Act, hospitals could request reclassification from one geographic location to another for the purpose of using the other area's standardized amount for inpatient operating costs or the wage index value, or both (September 6, 1990 interim final rule with comment period (55 FR 36754), June 4, 1991 final rule with comment period (56 FR 25458), and June 4, 1992 proposed rule (57 FR 23631)). Implementing regulations in Subpart L of Part 412 (§§ 412.230 *et seq.*) set forth criteria and conditions for redesignations for purposes of the wage index or the average standardized amount, or both, from rural to urban, rural to rural, or from an urban area to another urban area, with special rules for SCHs and rural referral centers.

Effective with reclassifications for FY 2003, section 1886(d)(10)(D)(vi)(II) of the Act provides that the MGCRB must use the average of the 3 years of hourly wage data from the most recently published data for the hospital when evaluating a hospital's request for reclassification. The regulations at § 412.230(e)(2)(ii) stipulate that the wage data are taken from the CMS hospital wage survey used to construct the wage index in effect for prospective payment purposes. To evaluate applications for wage index reclassifications for FY 2005, the MGCRB used the 3-year average hourly wages published in Table 2 of the August 1, 2003 IPPS final rule (68 FR 50135). These average hourly wages are taken from data used to calculate the wage indexes for FY 2002, FY 2003, and FY 2004, based on cost reporting periods beginning during FY 1998, FY 1999, and FY 2000, respectively.

2. Standardized Amount Reclassification Provisions

As specified in § 412.230(d)(1), to be reclassified to an adjacent area for the purpose of using that area's standardized amount, an individual hospital seeking redesignation must demonstrate that its incurred costs are comparable to hospital costs in the adjacent area (that is, hospitals must demonstrate that their costs exceed their current payments by 75 percent of the additional payments they would receive through reclassification) and that it has the necessary close proximity to that area (that is, an urban hospital must be

no more than 15 miles and a rural hospital no more than 35 miles from the adjacent area; or at least 50 percent of the hospital's employees must reside in the adjacent area).

Under section 402(b) of Public Law 108-7, Congress provided that all inpatient PPS hospitals be paid at the large urban average standardized amount for discharges occurring on or after April 1, 2003 and before October 1, 2003. Under Public Law 108-89, Congress extended section 402(b) of Public Law 108-7 to discharges occurring through March 31, 2004. Section 401 of Public Law 108-173 further extended the equalization of urban and rural operating standardized payment amounts. (See section IV.B. of this preamble for a more detailed discussion.) Section 401 also equalized the Puerto Rico-specific urban and other area rates by requiring that the Puerto Rico-specific urban and other area rates be made retroactive to October 1, 2003. The Puerto Rico-specific equalization of the urban and rural operating standardized amounts became effective for discharges beginning on or after April 1, 2004.

As a result of these legislative changes, the standardized amount reclassification criterion is no longer necessary or appropriate. Therefore, in the May 18, 2004 proposed rule (69 FR 28288), we proposed to revise § 412.230 and § 412.234 to remove all standardized amount criteria provisions. We proposed to remove the provisions of § 412.230(d) (existing paragraph (e) would be redesignated as paragraph (d)), and to remove § 412.234(c) and (d)(2) (existing paragraph (d)(1) would be redesignated as paragraph (c) and revised), which contain the criterion requiring individual hospitals and urban hospital groups to demonstrate that their costs are more comparable to the average amount they would be paid if they were reclassified than the amount they would be paid under their current classification.

With the implementation of the equalization of the national adjusted operating standardized amount for large urban and other areas provision of Public Law 108-173, we also proposed the following technical revisions to several sections under Subpart L of Part 412, which set forth the criteria and conditions for redesignations.

- We proposed to delete the cross-reference to “§ 412.230(d)(2)” cited in § 412.230(a)(4) and to make redesignation changes for the existing cross-reference changes to paragraph (e), which was proposed to be redesignated as paragraph (d).

- We proposed to delete § 412.230(a)(5)(ii) (the existing paragraphs (a)(5)(iii), (a)(5)(iv), and (a)(5)(v) was proposed to be redesignated as paragraphs (a)(5)(ii), (a)(5)(iii), and (a)(5)(iv), respectively. Under existing § 412.230(a)(5)(ii), we defined, for fiscal years 1997, 1998, and 2002, the limitation for redesignation for purposes of the standardized amount. Our policy has been that a hospital may not be redesignated for purposes of the standardized amount to an area that does not have a higher standardized amount than the standardized amount the hospital currently receives.

*Comment:* Many commenters agreed with our proposed revisions. One commenter stated that, as a RRC approved for reclassification, the hospital should be allowed to retain its reclassification to the MSA with which it competes, as opposed to assignment to an area that does not include any other “academic tertiary care hospitals”. The commenter also stated that by allowing hospitals to maintain reclassification to the selected MSA, CMS would be adhering to the original intent of the geographic reclassification provision. In addition, the commenter advises that through CMS's recognition that “rural hospital's continued financial viability is necessary in order to preserve access to needed services for Medicare beneficiaries in these providers' service areas” and acknowledgement of the “need to maintain access to tertiary care for Medicare beneficiaries in relatively isolated areas,” rural referral centers and other similar teaching hospitals have in the past been insulated from the adverse financial consequences that result from changes in rules and regulations. In light of its concerns, the commenter recommends that CMS establish a separate exception for major rural teaching hospitals by revising § 412.230 to add two provisions. The commenter believes that adoption of the suggested rules would allow a major teaching hospital to reclassify to an MSA where a substantial number of its competing hospitals are located within the same census region, thus affording them the flexibility to reclassify to an appropriate MSA.

The first revision recommended by the commenter is to revise § 412.230(a)(4) to add a new title, “Special Rule for Major Rural Teaching Hospital,” to revise the text to read as follows:

“A hospital that is a major teaching hospital located in a rural area does not have to demonstrate a close proximity to the area to which it seeks redesignation. The hospital may seek redesignation to

a large urban area (as defined in § 412.63(c)(6)) that includes five or more major teaching hospitals and that is located in the same census region as the applicant. For purposes of this section, a major teaching hospital is a hospital that (i) has a documented affiliation agreement with a medical school accredited by the Liaison Committee on Medical Education ("LCME"), and (ii) sponsors, or participates significantly in residency programs in Medicine, Surgery, Obstetrics/Gynecology, Pediatrics, Family Practice, or Psychiatry."

The second recommendation is that § 412.230(e)(4) be retitled, "Major Rural Teaching Hospital Exception, and revised to read "If a hospital was a major teaching hospital in a rural area as of September 30, 2004, it does not have to demonstrate that it meets the criterion set forth in paragraph (e)(1)(iii) of this section concerning its average hourly wage."

*Response:* We appreciate the opportunity to consider the revisions recommended by the commenter. In response to the commenter's concern regarding the proposal to assign reclassified hospitals to the nearest county, because we have addressed similar concerns in this final rule, we are not readdressing that response here. We encourage the commenter to refer to section III.H of this final rule for a more detailed response to this issue.

With respect to the recommendation that § 412.230 be revised to establish a separate exception for major rural teaching hospitals we are not persuaded that there is a need to establish the suggested exception for several reasons. First, this hospital, while defined as a major rural teaching hospital, is also a rural referral center. Given its status as a rural referral center, it is not subject to the proximity criteria because it already has a special status as a rural referral center. As a result of this special status the hospital has an advantage over other reclassifying hospitals in that it can utilize a larger radius in seeking reclassification opportunities (§ 412.230(a)(3)). In addition, rural referral centers (and SCHs) may also reclassify to any MSA to which they qualify under § 412.230(b). With respect to the hospitals ability to reclassify based on its status as a rural referral center, we believe these criteria provide adequate opportunity for reclassification.

Second, while we understand the commenter's point about its competitors, we do not believe that this justifies establishing such broad exceptions as exempting a specific type of rural hospital from meeting the

proximity requirement or from having to demonstrate that it meets any wage comparability test for reclassification purposes. Therefore, we are not adopting either of the recommended revisions.

In the May 18, 2004 proposed rule, we proposed to delete existing § 412.236. Section 412.236 sets forth the redesignation criteria for hospitals in a NECMA. Under the new CBSAs, OMB has defined the MSAs and Micropolitan areas in New England on the basis of counties. As discussed in section III.B. of the May 18, 2004 proposed rule, to maintain consistency in the definition of labor market areas between New England and the rest of the country, we proposed to use the New England MSAs under the new CBSA definition. Proposing to adopt the New England MSAs requires not only that we delete the reference to NECMAs in existing definitions, but that we also delete reference to criteria applicable to hospitals located in a NECMA that apply for reclassification. In keeping with the proposal to define labor market areas as MSAs, including those in New England, the criteria and conditions for redesignation set forth in § 412.230 will be applicable to New England hospitals seeking to reclassify.

In an effort to refine the reclassification guidelines, we established §§ 412.234 and 412.236 in the existing guidelines to allow for reclassification of urban groups and New England groups, respectively (56 FR 25458). Under § 412.232(a) and § 412.234(a), we set forth similar criteria for rural and urban hospitals to be reclassified as a group, respectively. Prior to the implementation of legislation to eliminate the differential in the standardized amount, urban county groups that were interested in applying for purposes of the wage index submitted applications to the MGCRB for consideration. Many urban county group applications were unable to reclassify solely because they failed to meet the standardized amount criteria. In light of the fact that the standardized amount criteria are no longer appropriate, we believe it would be appropriate to make an adjustment to the hospital's wage index by assigning, to hospitals that were unable to reclassify in applications for both FY 2004 and FY 2005, the wage index for the MSA requested in the FY 2004 and FY 2005 group application. Section 1886(d)(5)(I)(i) of the Act provides the Secretary with broad authority to make adjustments and exceptions under the IPPS. Specifically, the section provides that the "Secretary shall provide by regulation for such other exceptions and

adjustments to such payment amounts under this subsection as the Secretary deems appropriate." Under this unique circumstance, in the May 18, 2004 proposed rule, we proposed to exercise the broad authority under section 1886(d)(5)(I)(i) of the Act, to make an exception to the assignment of wage index value for certain hospitals that failed to reclassify as a group under § 412.234 for FY 2004 and FY 2005. Specifically, effective with discharges occurring during the 3-year period beginning October 1, 2004 through September 30, 2007, any hospital whose urban county group application under § 412.234 would have been approved by the MGCRB but for the failure to meet the requirements in § 412.234 (c), would be assigned the wage index for the MSA identified in the FY 2004 and FY 2005 group application (in cases where the group identified more than one preference, the hospital would be assigned the wage index that is most advantageous). In the proposed rule, we indicated that hospitals that wish to receive the wage index of the area identified in their FY 2004 and FY 2005 group applications under this provision would need to only notify CMS in writing, at the address provided under the ADDRESSES section of the proposed rule, before the close of the comment period. We further stated that the notification should only contain:

- The hospital's name and street address.
- The hospital's provider number.
- The name, title, and telephone number of a contact person for communications.
- The area (name and MSA number) identified in their FY 2005 group application.
- Copies of any and all MGCRB decision notification letters for FY 2004 and FY 2005.

*Comment:* Several commenters stated that the requirement that hospitals needed to have failed to reclassify as an urban group under § 412.234 for "FY 2004 and FY 2005" is "unreasonable and arbitrary." The commenters recommended that the criteria be modified to provide relief to all urban group hospitals that applied in FY 2005, irrespective of whether they applied for consideration in FY 2004.

*Response:* We proposed to exercise the Secretary's authority to provide for "exceptions and adjustments" to payments under the IPPS. To assign a different wage index to a group of hospitals that were unable to reclassify because of a reclassification criterion that is no longer appropriate due to a statutory change. We do not believe it was "unreasonable and arbitrary" to

restrict the extraordinary exercise of this exceptions authority to a small group of hospitals that had persisted in seeking reclassification as an urban county group over two consecutive years. Several hospitals notified us that they have met the requirements that we announced in the proposed rule. In this final rule, we are providing for these hospitals to be assigned to the wage index of the MSA identified in their FY 2004 and FY 2005 group applications.

We do not agree with the commenters that we should extend this exception to all hospitals that were unable to reclassify as a group solely because they failed to meet the standardized amount criterion in either FY 2004 or FY 2005. However, we have been persuaded by the factual situations described by several commenters to extend this exception modestly beyond what we proposed. In several cases, some hospitals that were parties to group reclassification applications in FY 2004 or FY 2005 have been able to reclassify as individual hospitals, either through the regular MGCRB process or through the special one-time wage index appeal process under section 508 of MMA. In cases where a significant proportion of the group applicants have been able to reclassify otherwise, the remaining hospitals in the group can be placed at a significant competitive disadvantage. Therefore, we are providing in this final rule, to provide for an adjustment to the wage index of the hospitals that meet the following criteria:

- The hospital was part of an urban county group reclassification application for FY 2004 or FY 2005 that failed solely on the basis of the standardized amount criterion;
- At least one-third of the hospitals that had been parties to the urban county group reclassification application have subsequently been reclassified for FY 2005 either through the regular MGCRB reclassification process or the special one-time wage index appeal process under section 508 of MMA;
- The hospitals can demonstrate that the hospitals that have since reclassified to another area, have a wage index at least 10 percent higher than the wage index of the MSA where the hospital is located.

A hospital that meets all of these criteria will be assigned the wage index of the area identified in their FY 2004 or FY 2005 urban county group reclassification application.

Hospitals will have 30 days after the publication date of this final rule to notify us of their eligibility on the basis of the criteria described above.

*Comment:* Several commenters expressed concern that the proposed adoption of CBSA designations will require urban hospital groups seeking reclassification to be located within a CBSA, and to seek reclassification to another area within that CBSA (that is, another Metropolitan Division). They stated that if the proposal is implemented the opportunity for reclassification will not be available to urban hospital groups located in states such as California, Connecticut, New Hampshire, North Carolina, and New York. In other words, the proposal limits hospital group reclassification to hospitals located in CBSAs with multiple Metropolitan Divisions. Several of the commenters recommended that if CMS adopts the new CBSAs, it should modify the urban group proximity criteria to require that hospitals that are located in counties located in the same CSA under the new MSAs would meet the proximity requirement. Other commenters expanded on this recommendation by recommending that CMS "grandfather" counties where a group reclassification is in place and "deem" those counties as eligible for future group reclassifications to contiguous Metropolitan Divisions included in the same CSA.

*Response:* Section 1886(d)(10)(D)(i)(II) of the Act requires the Secretary to publish guidelines "for determining whether the county in which the hospital is located should be treated as being a part of a particular Metropolitan Statistical Area." The statute does not specify the particular criteria to be used, but instead confers broad authority on the Secretary in establishing guidelines. Under current regulations, hospitals seeking group reclassification must be located within a CMSA, and they may seek reclassification only to another area within that CMSA. As we stated in the May 18, 2004 proposed rule, we proposed to adopt the new CBSA designations as announced by OMB to define labor market areas, specifically, the MSA category as defined by the standards. Given that the implications of implementing the new labor market areas as proposed result in the unintended restriction of reclassifications for some urban county groups, we have been persuaded that there is a need to modify our urban group reclassification policy so as to preserve the reclassification opportunities for these urban county groups. Therefore, in this final rule we are modifying the urban county group reclassification criteria set forth in § 412.234(a)(3) to specify that "hospitals

located in counties that are, under the new MSA designations, in the same CSA under the new MSA designations and the same CMSA under the former MSA designations qualify as meeting the proximity requirement for reclassification to the urban area to which they seek redesignation." We thank the commenters for bringing this issue to our attention.

### 3. Reclassification of Urban Rural Referral Centers

Under existing regulations at § 412.230(e)(3), rural referral centers (RRCs) (including hospitals that were ever RRCs) are exempt from one of the average hourly wage criteria that apply to other hospitals seeking reclassification. Specifically, an RRC is exempt from the requirement under § 412.230(e)(1)(iii) that the hospital's 3-year average hourly wage meet a threshold percentage in relation to the average hourly wage of all the hospitals in the area in which the hospital is located. These threshold percentages are 108 percent for hospitals located in urban areas, and 106 percent for hospitals located in rural areas. However, an RRC is not exempt from another threshold requirement, namely the requirement under § 412.230(e)(1)(iv) that the hospital's 3-year average hourly wage must meet a threshold percentage of the 3-year average hourly wage of the hospitals located in the area to which the hospital seeks reclassification. As in the case of the first threshold, this threshold percentage is different for urban and rural hospitals. An urban hospital's 3-year average hourly wage must be at least 84 percent of the average hourly wage of the hospitals located in the area to which the hospital seeks reclassification, while a rural hospital's 3-year average hourly wage must be at least 82 percent of the average hourly wage of the hospitals located in the area to which the hospital seeks reclassification.

In the May 18, 2004 proposed rule (69 FR 28289), we indicated that it had come to our attention that the requirement of § 412.230(e)(1)(iv) places RRCs located in urban areas on a different footing than RRCs located in rural areas. In some cases, urban RRCs that have been denied reclassification because they failed to meet the 84-percent threshold would have been able to meet the 82-percent threshold that would have applied if they were located in a rural area. RRCs play a significant role in treating Medicare beneficiaries from rural areas, whether or not a particular RRC is physically located in a rural area or an urban area. Thus, we

believe that it would be more appropriate for all RRCs, whether they are actually located in urban or rural areas, to be treated on an equal basis with respect to the qualifications for geographic reclassification. Therefore, we proposed to revise § 412.230(e)(1)(iii) of the regulations to provide that RRCs, including RRCs located in urban areas, must meet the 82-percent threshold that applies to rural hospitals rather than the 84-percent threshold that applies to urban hospitals.

Furthermore, we had become aware of at least one case in which an RRC was reclassified by the MGCRB for FY 2004, but upon applying to the MGCRB for FY 2005, was found to be ineligible for reclassification because its 3-year average hourly wage was now less than 84 percent of the hospitals located in the MSA to which it applied for reclassification. In this case, the hospital's 3-year average hourly wage was still greater than 82 percent of the MSA to which it had applied for reclassification. In such a case, we believe that it would be appropriate to make an accommodation for one year, so that the hospital is not subjected to the financial strain that may be caused by receiving a lower wage index for one year until it qualifies to apply for reclassification under the revised threshold criterion that we are proposing here. Therefore, we proposed that, in such a case, we would exercise our authority under section 1886(d)(5)(I)(i) of the Act to make an exception by assigning to the hospitals for one additional year the wage index that applied to the hospital in FY 2004 through FY 2005. We proposed to use this authority to provide, under this unique circumstance, special protection to a small number of hospitals that would otherwise be subject to a temporary, but serious, disadvantage. Specifically, we would assign an RRC that meets the conditions described above, the wage index value of the MSA to which it was reclassified by the MGCRB in FY 2004. In order to be eligible for this exception, the hospital may not qualify for any geographic reclassification for discharges effective October 1, 2004 (under the regular rules or the special one-time appeal provision). This assignment would be valid only for FY 2005, after which the hospital would have the opportunity to apply for reclassification under the proposed new threshold for all RRCs in the proposed rule.

We proposed to revise proposed redesignated § 412.230(d)(3) and add a new § 412.64(j) to incorporate this proposal.

*Comment:* A number of commenters expressed support for our proposal to revise § 412.230(e)(1)(iii) of the regulations to require that the 3-year AHW of RRCs, including those located in urban areas, must be at least 82 percent of the AHW of the hospitals in the targeted area and to allow an urban RRC which did not qualify for reclassification for FY 2005 to receive the wage index of the MSA to which it was reclassified in FY 2004. One commenter, questioned the rationale for extending the reclassification exception for only 1 year while other hospitals qualifying for reclassification are reclassified for 3 fiscal years. The commenter stated that the proposed 1-year extension impairs the hospital's ability to make plans regarding financial status more than 1 year in advance. The commenter recommended that the exception allowing qualifying urban RRCs to be reclassified be applicable for 3 years. Other commenters recommended that "CMS continue to allow a 35 mile proximity requirement for urban RRCs."

*Response:* We appreciate the commenter's support for our proposal that RRCs, including those located in urban areas must, meet the 82 percent threshold that applies to rural hospitals rather than the 84 percent threshold applicable to urban hospitals. The premise behind the development of the proposal and the exception was to put urban RRCs on an equal footing with RRCs located in rural areas. As the commenter noted, a 1-year exception, even in light of their ability to apply for reclassification in FY 2006, does not provide the equal footing they would realize if the exception were extended for 3 years. We agree with the commenter and, in this final rule, we are modifying the reclassification exception for urban RRCs and therefore will allow qualifying urban RRCs to be reclassified for 3 years.

With respect to the recommendation that "CMS continue to allow a 35 mile proximity requirement for urban RRCs", it is important to note that under the special access guidelines at § 412.230(a)(3), we exempt RRCs and SCHs from the adjacency and proximity requirements in § 412.230(a)(2), therefore, RRCs and SCHs are not required to demonstrate a close proximity to the area to which it seeks to reclassify.

*Comment:* A commenter recommended that CMS consider, for purposes of geographic reclassification, designating as RRCs these urban hospitals that reflect characteristics similar to urban RRCs. The commenter advised that failure to do so will

continue to "significantly disadvantage" urban hospitals that play a significant role in treating Medicare rural beneficiary populations. As one way to accomplish this, the commenter recommended that CMS designate any hospital as an urban RRC if it meets the criteria of § 412.103(a)(3) as it relates to RRCs.

*Response:* Under Medicare law, the location of a hospital can affect its payment as well as whether the facility qualifies for special treatment both for operating and capital payments. The commenter recommends that CMS designate urban hospitals that reflect characteristics similar to urban RRCs as RRCs and advises that § 412.103 provides the means to accomplish this. Section 401(a) of Public Law 106-113, which amended section 1886(d)(8) by adding paragraph (E), directs the Secretary to treat any subsection (d) hospital located in urban areas as being located in the rural area of the State in which it is located if the hospital files an application and if it meets one of the established criteria set forth on § 412.103. (We provided a detailed discussion of this policy in the August 1, 2000 interim final rule with comment period (65 FR 47029) and the August 1, 2001 final rule (FR 66 39884).) Because there are several provisions of the Social Security Act that provide procedures under which a hospital can apply for reclassification from one geographic area to another, we still do not believe, as we stated in the aforementioned final rules, that there is a need to specify further qualifying criteria for reclassifications governed by § 412.103 guidelines. Therefore, as discussed above, we are adopting the change requiring all RRCs, regardless of location in an urban or rural area, to meet the 82-percent threshold. In addition, we are modifying our proposal for those RRCs that were reclassified to an urban area in FY 2004 and that failed to be reclassified in FY 2005 in order to provide a reclassification for 3 years using our authority under section 1886(d)(5)(i)(I) of the Act.

#### 4. Special Circumstances of Sole Community Hospitals (SCHs) in Low Population Density States

Medicare program policy has long provided special treatment for hospitals in rural areas. For many years, rural hospitals have experienced lower margins than other hospitals, and Congress has created several special measures to address the unique issues of hospitals in rural areas. For example, Congress created the CAH program in 1997 to ensure that beneficiaries in isolated areas had access to emergency



services and certain essential inpatient services. To qualify for CAH designation, a hospital must be located more than 35 miles from the nearest similar hospital and have an average length of stay not exceeding 4 days. A CAH must provide 24-hour emergency care services and have no more than 25 acute care beds. CAHs are currently paid 101 percent of their current Medicare allowable costs for inpatient and outpatient services. Similarly, the SCH program has long served to maintain access to needed health services for beneficiaries in isolated communities. SCHs are paid based on whichever of the following rates yields the greatest aggregate payment: the Federal national rate; the updated hospital-specific rate based on FY 1982 costs per discharge; the updated hospital-specific rate based on FY 1987 costs per discharge; or the updated hospital-specific rate based on FY 1996 costs per discharge.

Many rural hospitals have taken advantage of the opportunity to participate in the CAH program in recent years. We expect the number of hospitals to increase because of the changes made to the CAH program under recently enacted Public Law 108-173 (for example, increasing the reasonable cost payment rate from 100 percent to 101 percent and increasing the qualifying bed size limitation from 15 to 25). Because CAHs are paid on the basis of their reasonable costs, the wage index is not a factor in their payments, and geographic reclassification is thus not an issue for these hospitals. However, for many rural hospitals that cannot qualify for CAH status, the wage index remains an important factor in their payment, even in the case of SCHs paid on their hospital-specific rate, for which the only impact of the wage index may be on their inpatient capital and outpatient payments. The regulations governing reclassifications by the MGCRB provide special treatment for SCHs by exempting them from the normal rules that require hospitals to demonstrate a close proximity (15 miles in the case of urban hospitals; 35 miles for rural hospitals), and allowing these hospitals to reclassify to the urban area or the rural area that is the closest to the hospital.

Wage index assignment is an especially pressing issue for hospitals in States with low population densities. In such States, employees are likely to commute greater distances to work. More distant areas are thus likely to compete for labor than is the case in more densely populated States. Because of this concern, and the program's longstanding recognition of these

hospitals, we exercised our discretion in implementing the special one-time wage index reclassification appeal provision of section 508 of Public Law 108-173 to provide special consideration for SCHs in States with fewer than 10 people per square mile, based on 2000 census data (Alaska, Montana, North Dakota, South Dakota, and Wyoming). Specifically, we provided that SCHs in such a State could reclassify to an MSA within its State. More than 20 SCHs in those States were able to reclassify under this provision.

However, a number of SCHs from those States were precluded from reclassifying under the terms of section 508. In the May 18, 2004 proposed rule (69 FR 28289), we indicated that we were concerned that these hospitals could now be placed at a serious disadvantage in comparison to other SCHs in their States and regions. Under the authority of section 1886(d)(5)(I)(i) of the Act, we proposed to provide, under these unique and temporary circumstances, special protection to a small number of hospitals that would otherwise be subject to a temporary, but serious, disadvantage. Specifically, we proposed to allow an SCH in one of the States with fewer than 10 people per square mile (Alaska, Montana, North Dakota, South Dakota, and Wyoming) to adopt the wage index of another geographic area within its State for 3 years.

Under the proposal, such wage index assignments would become effective for FY 2005 through FY 2007. Because the wage index assignments would be made in order to remedy a temporary disadvantage, the assignments would be for the 3-year period only and would not be available thereafter. In order to receive the wage index of another area under this proposal, we proposed that a SCH may not qualify for reclassification (under the regular rules or the special one-time appeal provision) effective for discharges on or after October 1, 2004. SCHs in the identified States will not be required to meet proximity or access requirements similar to those required for reclassification in order to qualify for change in wage index under this provision. Under this proposal, SCHs that wished to receive the wage index of another area within their State under this provision needed only to notify CMS in writing, at the address in the "Addresses" section provided for comments on the proposed rule, before the close of the comment period. The notification should have contained:

- The hospital's name and street address.
- The hospital's provider number.

- The name, title, and telephone number of a contact person for communications.

- A statement certifying the SCH status.

- The name of the area within the State whose wage index the hospital wishes to adopt.

*Comment:* Many commenters expressed their support of our proposal and providing us with notification that they meet the conditions for receiving this exception.

*Response:* We will adjust the wage indexes of these hospitals accordingly. We have listed these hospitals, and their wage index assignments, in Table 9B of the Addendum to this final rule.

*Comment:* One commenter expressed support for the provision and noted that it would have qualified for the exception, except that it had been designated as a CAH effective July 1, 2004. This hospital requested that we provide the exception retroactively back to April 1, 2004, the date on which the commenter would have begun to receive an adjustment under section 508 of the MMA if it had been able to qualify.

*Response:* We do not believe that it would be appropriate to provide this adjustment retroactively. Doing so runs counter to the basis for payment in a prospective payment system. We would note that the hospital is now receiving payment on a favorable basis at 101 percent of cost as a CAH.

*Comment:* One commenter expressed concern regarding CMS's proposal to allow an SCH located in one of 5 identified low-population density States to adopt the wage index of another geographic area within its State for 3 years. The commenter objected to the proposal on the basis that because CMS is not proposing a broader exception, hospitals such as the SCHs and other hospitals who met criteria under section 508 in the commenter's State, are being disadvantaged given the fact that hospitals in neighboring States will be reclassified.

*Response:* As we noted in the proposed rule, we believe that given the pressing issues associated with wage index assignment issues for hospitals in States with low population densities, the likelihood that, in such States, employees are likely to commute greater distances to work, and the fact that more distant areas are thus likely to compete for labor than is the case in more densely populated States. Given these circumstances, we continue to believe that such an exception for these SCHs is warranted. Therefore, in this final rule, we are finalizing the special exception provision, as proposed, by adjusting the wage indexes of those

SCHs that provided notification that they met the conditions for receiving this exception.

#### 5. Possible Reclassifications for Dominant Hospitals and Hospitals in Single-Hospital MSAs

In the May 18, 2004 proposed rule (69 FR 28290), we indicated that representatives of individual hospitals had expressed concern about the special circumstances of dominant hospitals and hospitals in single-hospital MSAs in relation to the wage index and the rules governing geographic reclassification. The term "dominant hospital" generally refers to a hospital that pays a substantial proportion of all the wages paid by hospitals geographically located in the hospital's area. A dominant hospital necessarily has a preponderate influence on the wage index calculation for the area in which it is located. As a result, dominant hospitals find it difficult to meet the threshold requirements for wage index reclassification; for example, the requirement that an urban hospital's average hourly wage is at least 108 percent of the average hourly wage of hospitals in the area in which the hospital is located (§ 412.230(e)(1)(iii)(B)). Indeed, a dominant hospital would find it difficult to meet any threshold based on the ratio of the hospital's average hourly wage to the average hourly wage of hospitals in the area, unless the dominant hospital's wage data were removed from the denominator for purposes of the comparison. Dominant hospitals have argued that this places them in an unfair situation. While the lower wages of other, smaller hospitals in the area can still have the effect of holding down their wage index, their dominant position makes it difficult, or even impossible, to reclassify to another area where the wage index may more closely reflect their costs.

Hospitals in single-hospital MSAs face a situation that is similar in certain respects, but quite different in others. By definition, the wage index for the sole hospital in an MSA is based completely on that hospital's wage data. Such a hospital receives, in effect, its own unique wage index, reflecting the hospital's exact position in relation to the national average hourly wage. As a result, these hospitals cannot qualify for reclassification, unless they are exempt from the wage threshold requirements due to rural referral center status. By definition, the ratio of such a hospital's average hourly wages to the area average hourly wage is always 100 percent, and these hospitals thus cannot meet either the 108 percent threshold for urban

hospitals or the 106 percent threshold for rural hospitals (§ 412.230(e)(1)(iii)(B)). Unlike dominant hospitals, hospitals in single-hospital MSAs cannot argue that they are disadvantaged by the effect that lower wage hospitals can have on the area wage index. However, these hospitals have contended that they are sometimes in the position of competing for labor with hospitals in nearby MSAs with higher wage indexes. Under these circumstances, these hospitals cannot reclassify to the higher wage index area even if they meet the relevant distance requirements. These hospitals also contend that they cannot afford to compete with hospitals that are paid under a higher wage index, and the 3-year lag in the data used to compute the wage index can place them in a permanent position of playing catch up. On the other hand, it is also true that such a disadvantage may be only temporary because increasing wages may eventually equalize wage index values despite the temporary financial disadvantage that would accrue to these hospitals during the 3-year lag period.

In the proposed rule, we invited comment on the concerns raised by hospitals in these two situations and on possible methods of addressing these concerns. We indicated that a number of measures might be considered to address the concerns of these hospitals. In the case of dominant hospitals, the threshold requirements for reclassification could be revised to provide that a hospital's average hourly wage is at least 108 percent (in the case of urban hospitals) or 106 percent (in the case of rural hospitals) of the average hourly wages of all other hospitals in the area. Removing a dominant hospital's wages from the denominator of the ratio would remove the current disadvantage imposed by their dominant status, and make it more realistic for a dominant hospital to meet the threshold requirement. An existing provision under § 412.230(e)(4) provides this treatment for certain dominant hospitals, specifically those that were approved for reclassification each year from 1992 through 1997. We could develop a parallel provision that applies to dominant hospitals generally. The use of this revised ratio could be restricted to the special circumstances of dominant hospitals, or extended to all hospitals. We could also adopt a revised threshold for dominant hospitals, as we did in the notice setting forth the criteria for reclassification under the one-time wage index appeal provision of section 508 of Public Law 108-173 (69 FR 7342). Consistent with the

criteria from that notice, a dominant hospital might be defined for this purpose as a hospital that pays at least 40 percent of all the wages paid by hospitals geographically located in the hospital's area. We indicated that we were considering adopting one of these measurers in the final rule, and invited comments on the advisability of doing so.

In the case of hospitals in single-hospital MSAs, we cited one new provision that we had proposed to implement in this proposed rule that might address some of their concerns (see section III.G.3.2. of the preamble of the proposed rule). Section 505 of Public Law 108-173 provides for a new wage index adjustment for hospitals in lower wage areas in cases where significant numbers of hospital workers commute from the lower wage area to higher wage areas nearby. The statute requires that at least 10 percent of the hospital workers in a county must be commuting to a higher wage area, or areas, in order for the hospitals in the county to receive the adjustment. The adjustment formula provides for an increase to the wage index for hospitals in the county, based on the differences between the wage index that applies to the county and the higher wage indexes of nearby areas, in proportion to the percentages of hospital workers commuting to the higher wage index areas. To the degree that hospitals in single-hospital MSAs experience disadvantages in competing for hospital workers with hospitals in higher wage index areas, we expect that the counties in which these hospitals are located would qualify for this adjustment. We also indicated that we were actively considering whether to address the concerns of these hospitals more directly. At the same time, we intended to analyze the extent to which this provision would alleviate the concerns of these hospitals. We welcomed comments on the special circumstances of hospitals in single-hospital MSAs and whether their special circumstances should be addressed by revisions to the regulations governing reclassification, or other measures.

*Comment:* A number of commenters expressed support for adopting a provision to address the concerns of dominant hospitals. Several commenters supported defining a dominant hospital as a hospital that pays at least 40 percent of all wages paid by hospitals geographically located in the hospital's MSA, and providing that any hospital so defined should be "given the same reclassification options as rural and urban rural referral centers." One of these commenters

further recommended that dominant hospitals should be entitled to the full implementation of the occupational mix adjustment. Other commenters recommended that we consider revising § 412.230(e)(4) to eliminate the requirement that the applicant hospital "was approved for redesignation \* \* \* for each year from fiscal year 1992 through fiscal year 1997." The effect of this revision would be that the test for dominant hospitals would be that the three-year AHW be at least 108 percent (106 percent for rural hospitals) of the three-year AHW of all the other hospitals in the area. Other commenters supported the idea that, for purposes of determining the AHW of the area where the hospital is located, the 108/106 percent test should be revised for all hospitals so that applicant hospitals are required to compare their AHWs to all the other hospitals in the area. One of these commenters argued that including a hospital's own AHW in the equation does not support the underlying purpose of the 108/106 percent test, which is for the hospital to demonstrate that its wage costs are disproportionately high when compared to its neighbors. Other commenters recommended that we exempt dominant hospitals altogether from the 108/106 percent threshold requirement or consider a new threshold requirement for reclassification that would be at least 110 percent of all other hospitals in the MSA. One commenter recommended that CMS consider establishing criteria that would give special consideration to these hospitals by, for example, allowing a dominant hospital to reclassify to MSAs that are "less than 55 miles" from the MSA where the hospital is located. Finally, some commenters expressed opposition or hesitation about providing any special provision to address the concerns of the dominant hospitals. MedPAC, for example, suggested that the new out-commuting adjustment is a promising approach, observing that the blended formulation of that adjustment, which generally yields a lower wage index than traditional reclassification, might be appropriate since these hospitals have an above-average degree of influence on the wage indexes of the areas where they are located.

*Response:* We are persuaded that it is equitable, as a matter of general policy for all hospitals, to revise the wage comparison formula for all hospitals in the manner recommended by some of the commenters. Specifically, in this final rule we are revising the regulations at § 412.230(e)(1)(iii)(B) to provide that, in order to qualify for reclassification,

the hospital's average hourly wage is at least 106 percent (in the case of a hospital located in a rural area) or at least 108 percent (in the case of a hospital located in an urban area), of the average hourly wage of all other hospitals in the area in which the hospital is located. While this revision addresses, at least in part, the concerns of the dominant hospitals, and while it will allow some dominant hospitals to qualify for reclassification, this is not the primary consideration in favor of this revision to the regulations. The predominant consideration is rather the general point that the purpose of the comparison test is to distinguish whether a hospital is sufficiently different in terms of the wages it pays from other hospitals in its geographic region. Defining the ratio in terms of all other hospitals in the area captures the appropriate comparison more precisely. Therefore, we are also not adopting any of the other alternatives suggested.

*Comment:* A number of commenters also expressed support for adopting a provision to address the concerns of hospitals that are the only hospitals in an MSA. Several commenters recommended that CMS consider exempting hospitals in single hospital MSAs from the 108/106 percent threshold requirement. One commenter suggested that CMS consider using its discretion to either eliminate or significantly reduce the number of single hospital MSAs by, merging into the nearest MSA only those single hospital MSAs whose hospitals meet the 84 percent threshold requirement, merging all single hospital MSAs into the closest MSA, for purposes of the wage index, or allowing hospitals in single hospital MSAs to reclassify to the closest MSA if they satisfy all of the RRC criteria except for the rural location requirement. One commenter recommends that CMS exercise its discretion to implement a 4-year transition period for hospitals in single hospital MSAs. The transition period would, in addition to protecting these hospitals from financial hardship, allow them the opportunity to equalize their wage index without experiencing any temporary adverse financial impact. The commenter further suggests that during the transition period these hospitals should be afforded the same exemption as RRCs under § 412.230(e)(3). The commenter argued that, by allowing these providers to be paid at a higher wage index they will, in turn, be in a better position to raise wage levels and compete with neighboring urban hospitals. As in the case of the dominant hospitals, MedPAC suggested

that the new out-commuting adjustment is a promising approach for addressing this issue.

*Response:* We have decided not to adopt any of the policy changes proposed by commenters concerning the issue of single hospital MSAs at this time. We agree with MedPAC that the new out-commuting provision is a promising vehicle for addressing the concerns raised by hospitals in single-hospital MSAs. To the degree that hospitals in single-hospital MSAs experience disadvantages in competing for hospital workers with hospitals in higher wage index areas, we would expect that the counties in which these hospitals are located would exhibit rates of commuting by hospital workers to the higher wage index areas that might meet the threshold for receiving the adjustment. We also agree with MedPAC that the adjustment under this provision, which generally yields a lower wage index than traditional reclassification, may be appropriate since the wage indexes for these hospitals are calculated solely on the basis of the hospitals' own wage data. Although certain of the hospitals in single-hospital MSAs that have contacted us about their situations do not qualify for the adjustment this year, we believe that it is appropriate to gain more experience with the workings of this new provision before we adopt any policy revisions designed to address separately reclassification by these hospitals.

#### 6. Special Circumstances of Hospitals in All-Urban States

Section 4410 of Public Law 105-33 (BBA) provides that, for the purposes of section 1886(d)(3)(E) of the Act, for discharges occurring on or after October 1, 1997, the area wage index applicable to any hospital that is located in an urban area of a State may not be less than the area wage index applicable to hospitals located in rural areas in the State. This provision, commonly referred to as the "rural floor," affects the payments received by 150 hospitals in 49 MSAs in FY 2004. For these 150 hospitals, the applicable wage index and overall payment amounts under the IPPS are higher than they would be if their wage indexes were computed solely on the basis of the wage data from their MSAs. The wage index floor is applied in a budget neutral manner, so that aggregate IPPS payments each year are not greater or less than those that would have been made in the absence of this provision.

In the May 18, 2004 proposed rule (69 FR 28291), we discussed the fact that the "rural floor" under section 4410 of

Public Law 105-33 does not apply in the two States that have no rural areas under the labor market definitions that apply within the IPPS. In the past, hospitals in those two States had commented that the absence of a rural floor disadvantages them for wage index purposes compared to hospitals in States where the "rural floor" provision can apply. Specifically, some hospitals contend that they would have higher wage indexes, and higher payments overall, if there were a rural area in their State to set a floor under the wage indexes within the State.

In the proposed rule, we indicated that we were considering whether it would be appropriate to adopt some measure to address the concerns of these hospitals. For example, we indicated that we were examining the ratios between the lowest and highest wage index values in States where the "rural floor" affects the wage indexes of some hospitals. We further indicated that we might consider employing the average ratio of highest-to-lowest wage indexes in those States to set an imputed "rural floor" for all-urban States. For example, assume the average "lowest-to-highest" ratio of States with rural floors is 0.9500. Assume further that the lowest wage index in an all-urban State is 1.0000, and the highest is 1.1000. The "lowest-to-highest" ratio for that State is 0.9091. If we apply the average "lowest-to-highest" ratio to the highest wage index in the all-urban State, we would multiply 0.9500 by 1.1000, which yields 1.0450. The imputed analogue to the "rural floor" for the all-urban State would then be 1.0450. Any hospital with a regular wage index value less than 1.0450 would then receive the new imputed floor.

In the proposed rule, we welcomed comments on the position of hospitals in all-urban States relative to hospitals that receive the "rural floor" in other States. We also welcomed comments on whether it would be advisable to adopt an imputed floor measure or some alternative measure to address the concerns of hospitals in these States. We noted that, in order to be consistent with the statutory provision establishing the rural floor, we would apply any such measure in budget neutral manner, that is, we would adjust the standardized amount so that aggregate IPPS payments each year are not greater or less than those that would have been made in the absence of this provision.

*Comment:* We received a number of comments in favor of proceeding with a provision to establish an imputed floor in all-urban states. These commenters asserted that the absence of a rural floor

does disadvantage them for wage index purposes compared to hospitals in States where the "rural floor" provision can apply.

While generally supportive of our proposal, these commenters offered alternative suggestions to the example we had provided about how the formula for determining such an imputed floor might work. For example, one commenter suggested using the median, instead of the average, ratio of the highest to lowest wage indexes in the States where a rural floor could potentially affect the wage indexes of some hospitals. This formulation, according to the commenter, would provide more predictability and would be subject to less distortion as situations change in the States with rural floors. Other commenters recommended expanding any provision for an imputed rural floor to at least one additional State, which has geographic rural areas, but no hospitals actually classified as rural.

*Response:* We agree with the commenters that any provision to provide an imputed floor for States without rural areas should also apply to any State which has geographic rural areas but no hospitals actually classified as rural. Using this definition, there are three States that can be considered all-urban for the purposes of this provision. As discussed in more detail below, we also agree with the commenters that a variation of the methodology that we suggested in the final rule is more appropriate for determining the level of the imputed floor. Specifically, we believe that the most appropriate methodology is to compare the average ratio of lowest-to-highest wage indexes of the three all-urban States to the ratio of the lowest-to-highest wage index of each of those States individually. For each State, we would base the imputed floor on the higher of these two ratios. Therefore, in this final rule, we are revising the regulations at § 412.64(h) to describe the methodology for computing the minimum wage index value for all-urban states and to define an all-urban State.

*Comment:* Some commenters objected to the establishment of an imputed floor in all-urban States. These commenters contended that any special provision for urban-only States should be subject to legislative action.

*Response:* Although we appreciate the commenters' observation, we would note that the Secretary has broad authority under section 1886(d)(3)(E) of the Act to "adjust the proportion (as estimated by the Secretary from time to time) of hospitals' costs which are attributable to wages and wage-related

costs of the DRG prospective payment rates \*-\*-\* for area differences in hospital wage levels by a factor (established by the Secretary) \* \* \* (Emphasis added). Therefore, we believe that we do have the discretion to adopt a policy that would adjust wage areas in the stated manner.

*Comment:* Some commenters also pointed out that other States, including those with rural floors, face various inequities in the wage index system, and recommended that a more general solution would be preferable to piecemeal approaches such as an imputed floor for only a few States. Finally, some commenters objected because they were not persuaded that the problem described was sufficiently serious to justify a special protection for a few States that would require a reduction in the rates paid to all hospitals.

*Response:* We appreciate the reservations expressed by the commenters opposing the policy that we discussed in the May 18, 2004 proposed rule. While we are adopting a policy that establishes an imputed floor for the three all-urban States in this final rule, we are limiting this policy change to 3 years (that is, FYs 2005, 2006, and 2007). During that time, we will monitor the operation of this policy in these all urban States and determine whether to make additional changes to the policy or eliminate it.

In this final rule, we are adopting a variation of the policy that we discussed in the May 18, 2004 proposed rule. We note first that there are similarities among the three States that are not impacted by the rural floor. Obviously, they are urban States. In addition, each of the three States has one predominant labor market area. That, in turn, forces hospitals that are not located in the predominant labor market area to compete for labor with hospitals that are located in that area. However, because there is no "floor" to protect those hospitals not located in the predominant labor market area from facing continued declines in their wage index, it becomes increasingly difficult for those hospitals to continue to compete for labor. In the BBA, Congress spoke of an "anomaly" in States where hospitals located in urban areas had a wage index that was below the wage index applicable for hospitals located in rural areas. (See H.R. Rep. No. 149, 105th Cong., 1st Sess. At 1305.) We think it is also an anomaly that hospitals in all-urban States with predominant labor market areas do not have any type of protection, or "floor," from declines in their wage index. Therefore, we are adopting the logic similar to that

articulated by Congress in the BBA and are adopting an imputed rural policy for a 3-year period.

In the proposed rule, we suggested a policy option that would have developed a ratio of the lowest-to-highest wage index for all States that had a rural wage index and therefore, had the potential to be impacted by the rural floor. Based on the comments that we have received, and based on the similarities between the three all-urban States, we think that it is more appropriate to compare the three individual all-urban States to those three States as a class. Under the proposed rule, we suggested that we would analyze the average ratio of the lowest-to-highest wage indexes of all States potentially affected by the rural floor. Under the policy we are adopting in this final rule, we compare the average ratio of the lowest-to-highest wage indexes (occupational mix-adjusted, both prereclassification and postreclassification) of the three all-urban States to the ratio of the lowest-to-highest wage index (occupational mix adjusted, both prereclassification and postreclassification) of each of those States individually. We note that in doing so, we consider only the wage indexes of all-urban States in the mainland United States. The Commonwealth of Puerto Rico is also an urban area that does not benefit from the rural floor because there are no hospitals located in rural areas in Puerto Rico. However, there are sufficient differences between Puerto Rico and the three mainland all-urban states. For example, the highest area wage index in the Commonwealth of Puerto Rico is 0.5230; by contrast, the lowest wage index in the three mainland all-urban States is almost twice as high. Moreover, the lowest-to-highest ratio of wage indexes in Puerto Rico is significantly less than the lowest-to-highest ratio of wage indexes of any State on the mainland United States. Moreover, Puerto Rico hospitals are paid on a blended Federal/Commonwealth-specific rate. We therefore, do not believe that it is appropriate to consider the wage indexes of Puerto Rico hospitals in the development of this policy.

Under our final rule, we would then take the higher of those two numbers (that is, the State-specific ratio and the average ratio of the three all-urban States) and multiply it by the highest area wage index applicable in a State (again, we would look at the postreclassification wage indexes). The product is the imputed "floor," below which no wage index in the State could fall. In order to account for the fact that

some hospitals receive a blended wage index (see section III.B.3.d. of this final rule), we computed these ratios, and the corresponding imputed floors, separately using the old labor market definitions and the new labor market definitions. We then compared the blended wage indexes (that is, the wage index determined on the basis of the old labor market areas, and the wage index determined on the basis of the new labor market areas) separately with the corresponding imputed floors.

As a result, hospitals receiving a blended wage index could be at the floor for neither wage index, for their old labor market wage index alone, for their new labor market wage index alone, or for both wage indexes. After this determination, we blended the two wage indexes (including the effects of the imputed floor on each side): 50 percent of the wage index determined on the basis of the old labor market areas (whether at the floor level or above), and 50 percent of the wage index determined on the basis of the new labor market areas (whether at the floor level or above).

#### 7. Geographic Reclassifications for SNFs

Several SNFs indicated support for our proposal to implement the new CBSA designations for IPPS hospitals. They also commented that our continued delay in implementing a reclassification system for SNFs, as authorized by section 315 of BIPA, places Medicare SNFs at an unfair disadvantage in competing with reclassified hospitals for professional staff.

We appreciate the commenters' support for our proposed adoption of the new CBSA designations for IPPS hospitals. With respect to the comment regarding the implementation of a SNF reclassification system, section 1888(e)(4)(G)(ii) of the Act requires that we adjust the Federal rates for SNFs to account for differences in area wage levels using a wage index that we find appropriate. Since the inception of a PPS for SNFs, we have used hospital wage data in developing a wage index to be applied to SNFs. Section 315 of the BIPA does authorize us to establish a reclassification system for SNFs, similar to the hospital methodology. However, the statute makes this change contingent upon the collection of the data necessary to establish an area wage index for SNFs based on SNF wage data. As part of our ongoing program analysis, we periodically reevaluate the suitability of establishing an SNF-specific wage index and a provider reclassification methodology. However, we note that, in order to effect such

changes, we must first be able to provide reasonable assurance as to the accuracy of the underlying cost report data and the equitable distribution of funds under the new methodology.

#### O. Payment for Direct Graduate Medical Education (Existing § 413.86)

##### 1. Background

Section 1886(h) of the Act, as added by section 9202 of the Consolidated Omnibus Budget Reconciliation Act (COBRA) of 1985 (Pub. L. 99-272) and implemented in regulations at existing § 413.86, establishes a methodology for determining payments to hospitals for the costs of approved GME programs. Section 1886(h)(2) of the Act, as added by COBRA, sets forth a payment methodology for the determination of a hospital-specific, base-period per resident amount (PRA) that is calculated by dividing a hospital's allowable costs of GME for a base period by its number of residents in the base period. The base period is, for most hospitals, the hospital's cost reporting period beginning in FY 1984 (that is, the period of October 1, 1983 through September 30, 1984). The PRA is multiplied by the weighted number of full-time equivalent (FTE) residents working in all areas of the hospital (and nonhospital sites, when applicable), and the hospital's Medicare share of total inpatient days to determine Medicare's direct GME payments. In addition, as specified in section 1886(h)(2)(D)(ii) of the Act, for cost reporting periods beginning on or after October 1, 1993, through September 30, 1995, each hospital-specific PRA for the previous cost reporting period is not updated for inflation for any FTE residents who are not either a primary care or an obstetrics and gynecology resident. As a result, hospitals that train primary care and obstetrics and gynecology residents, as well as nonprimary care residents in FY 1994 or FY 1995, have two separate PRAs: one for primary care and obstetrics and gynecology and one for nonprimary care.

The BBRA (Pub. L. 106-113) amended section 1886(h)(2) of the Act to establish a methodology for the use of a national average PRA in computing direct GME payments for cost reporting periods beginning on or after October 1, 2000, and on or before September 30, 2005. The BBRA established a "floor" for hospital-specific PRAs equal to 70 percent of the locality-adjusted national average PRA. In addition, the BBRA established a "ceiling" that limited the annual adjustment to a hospital-specific PRA if the PRA exceeded 140 percent of the locality-adjusted national average

PRA. Section 511 of the BIPA (Pub. L. 106-554) increased the floor established by the BBRA to equal 85 percent of the locality-adjusted national average PRA. Existing regulations at § 413.86(e)(4) specify that, for purposes of calculating direct GME payments, each hospital-specific PRA is compared to the floor and the ceiling to determine whether a hospital-specific PRA should be revised.

Section 1886(h)(4)(F) of the Act established caps on the number of allopathic and osteopathic residents that hospitals may count for purposes of calculating direct GME payments. For most hospitals, the caps were the number of allopathic and osteopathic FTE residents training in the most recent cost reporting period ending on or before December 31, 1996.

*Comment:* Several commenters noted that policy experts are beginning to forecast shortages in physician supply in the near future. One commenter stated: “[a]s presented at the Federal [Council on Graduate Medical Education] meeting, the physician workforce analysis indicated that while the supply of physicians is expected to increase over the next two decades, demand for services is likely to grow even more rapidly. According to the analysis, the three major factors driving the increase in demand will be the projected U.S. population growth of 18 percent between 2000 and 2020, the aging of the population as the number of Americans over 65 increases from 35 million in 2000 to 54 million in 2020, and the changing age-specific per capita physician utilization rates, with those under age 45 using fewer services and those over age 45 using more services. The analysis notes that changing work patterns of physicians, such as decreases in working hours, could lead to greater shortfalls, while increases in productivity could moderate any shortfalls.”

In response to the projected physician shortfall, one commenter urged CMS to work with Congress “to explore expansion of physician training opportunities if research demonstrates a need for more U.S. medical school graduates.” These commenters argued that Congress should lift the statutorily mandated 1996 FTE caps for direct GME and IME. Stated another commenter: “[i]t is time for the Medicare resident caps to be lifted. While Medicare has periodically imposed other types of regulatory ‘freezes,’ these have always been temporary. The current caps have been in place for over six years—far exceeding what typically would be viewed as reasonable.”

*Response:* We appreciate the commenters’ concern about the

statutory 1996 caps on the count of FTE residents for purposes of direct GME and IME payments, particularly in light of the alleged national physician shortage. If the Congress considers further legislation regarding the cap on the number of residents that may be counted for Medicare payment purposes, CMS would provide assistance to Congress and the provider industry on this issue.

**Note to Readers:** This final rule includes a major redesignation of the contents of § 413.86. As a result of the numerous amendments we have made over the years, the size of § 413.86 has become voluminous and difficult to follow because of the multiple levels of coding. We are taking a first step to split the one section (§ 413.86) into nine individual sections (§§ 413.75 through 413.83). We are designating each first level paragraph under existing § 413.86 as a separate new section and vacate § 413.86. At this time, we are not making any changes in the language of these new redesignated sections, except for the changes that are discussed in section IV.O. of this preamble (which conform to the existing language of § 413.86) and any appropriate cross-reference and conforming changes. We are providing a detailed crosswalk of the existing paragraphs of § 413.86 to the new §§ 413.75 through 413.83. In addition, in any discussion of changes we are making, we are providing both the existing citation under § 413.86 and the redesignated section and paragraph. At a later date, we may further refine the contents of the redesignated sections to improve readability.

## 2. Reductions of and Increases in Hospitals’ FTE Resident Caps for GME Payment Purposes Under Section 422 of Public Law 108-173 (Redesignated § 413.79 (a Redesignation of § 413.86(g))

### a. General Background on Methodology for Determining the FTE Resident Count

As we explain earlier in this preamble, Medicare makes both direct and indirect GME payments to hospitals that train residents in approved medical residency training programs. Direct GME payments are made in accordance with section 1886(h) of the Act, based generally on hospital-specific PRAs, the number of FTE residents a hospital trains, and the hospital’s Medicare patient share. IME payments are made in accordance with section 1886(d)(5)(B) of the Act, based generally on the ratio of the hospital’s FTE residents to the number of hospital beds. Accordingly, the calculation of both direct GME and IME payments is affected by the number of FTE residents that a hospital is allowed to count; generally, the greater the number of FTE residents a hospital counts, the greater the amount of Medicare direct GME and IME payments the hospital will receive. In an attempt

to end the implicit incentive for hospitals to increase the number of FTE residents, Congress instituted a cap on the number of allopathic and osteopathic residents a hospital is allowed to count for direct GME and IME purposes under the provisions of section 1886(h)(4)(F) of the Act for direct GME and section 1886(d)(5)(B)(v) of the Act for IME. Dental and podiatric residents were not included in this statutorily mandated cap.

### b. Reduction of Hospitals’ FTE Resident Caps Under the Provisions of Section 422 of Public Law 108-173

Medicare makes direct GME and IME payments based only on the number of FTE residents that is within a hospital’s FTE resident cap. Some hospitals have trained a number of allopathic and osteopathic residents in excess of their FTE resident caps. Other hospitals have reduced their resident counts to some level below their FTE resident caps. Section 422 of Public Law 108-173 added a new section 1886(h)(7) to the Act to provide for reductions in the statutory resident caps under Medicare for certain hospitals and authorize a “redistribution” of the FTE resident slots resulting from the reduction in the FTE resident caps to other hospitals.

The new section 1886(h)(7)(A) of the Act provides that a hospital’s FTE resident cap will be reduced if its reference resident level, as described below, is less than its otherwise applicable FTE resident cap. Rural hospitals with less than 250 acute care inpatient beds are exempt from these reductions. For other hospitals, any such reduction will be equal to 75 percent of the difference between the hospital’s otherwise applicable FTE resident cap and its reference resident level.

Under the new section 1886(h)(7)(B) of the Act, the Secretary is authorized to increase the otherwise applicable FTE resident caps for certain categories of hospitals for portions of cost reporting periods occurring on or after July 1, 2005, by an aggregate number that does not exceed the estimated overall reduction in FTE resident caps for all hospitals under section 1886(h)(7)(A). A single hospital may receive an increase in its FTE resident cap of no more than 25 additional FTEs. In determining which hospitals would receive an increase in their FTE resident caps, section 1886(h)(7)(B) of the Act directs us to—

- Take into account the demonstrated likelihood of the hospital filling the additional positions within the first three cost reporting periods beginning on or after July 1, 2005.

- Establish a priority order to distribute resident slots first to programs in hospitals located in rural areas; second, to urban hospitals that are not in large urban areas; and third, to other hospitals operating a training program in a State where there is no other training program for a particular specialty in the State.

In summary, section 422 of Public Law 108-173 added a new section 1886(h)(7) of the Act that prescribes a methodology for determining reductions to certain hospitals' FTE resident caps based on unused FTE resident slots, provides for certain exceptions to the FTE resident cap reductions, and includes general criteria that CMS must consider in making a "redistribution" to other hospitals of the estimated number of FTE resident positions resulting from the reductions in the FTE resident caps. In this final rule, we are establishing procedures for determining whether, and by what amount, a hospital's FTE resident cap is subject to a reduction under section 1886(h)(7) of the Act. We also are specifying an application process for hospitals that seek to receive increases in their FTE resident caps and the specific criteria that we will use to determine which hospitals will receive the increases in their FTE resident caps under section 1886(h)(7)(B) of the Act.

#### c. Hospitals Subject to the FTE Resident Cap Reduction

As indicated earlier, section 1886(h)(7)(A) of the Act, as added by section 422 of Public Law 108-173, provides that if a hospital's "reference resident level" is less than its "otherwise applicable resident limit," its "otherwise applicable resident limit" will be reduced by 75 percent of the difference between its "otherwise applicable resident limit" and its "reference resident level." Under the amendments made by section 422, the "reference resident level" generally refers to the number of unweighted allopathic and osteopathic FTE residents who are training at a hospital in a given cost reporting period. The "otherwise applicable resident limit" refers to a hospital's FTE resident cap established under sections 1886(h)(4)(F)(i) and (h)(4)(H) of the Act. A hospital's permanent FTE cap under section 1886(h)(4)(F)(i) of the Act is based on (1) for an urban hospital, the number of unweighted allopathic or osteopathic FTE residents in the hospital's most recent cost reporting period ending on or before December 31, 1996 (the "1996 cap"), adjusted as specified under existing regulations at § 413.86(g)(4) (redesignated § 413.79(c)(2)), and, if applicable, the

1996 cap adjusted for new programs as specified under existing § 413.86(g)(6) (redesignated § 413.79(e)); or (2) for a rural hospital, 130 percent of the 1996 cap, adjusted as specified under existing § 413.86(g)(4) and, if applicable, 130 percent of the 1996 cap adjusted for new programs as specified under § 413.86(g)(6), or 130 percent of the 1996 cap with both adjustments. We also note that a hospital's 1996 cap may be adjusted in other instances (such as temporary adjustments for program or hospital closure) if the hospital is a member of a Medicare GME affiliated group under existing § 413.86(b) (redesignated § 413.75(b)), but we will discuss the applicability of affiliations under section 1886(h)(7)(A) of the Act in more detail at section IV.O.2.f.(5) of this preamble.

In our discussion of the provisions of section 422 of Public Law 108-173 under this section of this final rule, we will generally refer to a hospital's number of unweighted allopathic and osteopathic FTE residents in a particular period as a hospital's "resident level." We will also refer to a hospital's resident level in the applicable "reference period," as explained further below, as the hospital's "reference resident level." In addition, we will refer to the "otherwise applicable resident cap" as the hospital's FTE resident cap that is applicable during a particular cost reporting period. Thus, as we proposed in the May 18, 2004 proposed rule (69 FR 28293), we are providing that if a hospital's resident level is less than the hospital's otherwise applicable resident cap in the "reference period" (as explained below), effective for portions of cost reporting periods occurring on or after July 1, 2005, we will permanently reduce the hospital's FTE resident cap by 75 percent of the difference between the reference resident level and the otherwise applicable FTE resident cap. For example, if a hospital's otherwise applicable FTE resident cap for the reference period is 100, and its resident level for that period is 80 FTEs, we will reduce the hospital's FTE resident cap by 15 FTEs  $[0.75 (100 - 80) = 15]$ . (Redesignated § 413.79(c)(3)).

*Comment:* One commenter expressed concern that the reduction to the FTE resident cap of a hospital that has had trouble filling vacancies in certain specialty programs may jeopardize the funding available for residents training in programs that the hospital has been able to fill. The commenter asked that CMS further analyze the impact that "slot re-allocations" could have on other specialties at a particular hospital, and should consider the effect that such

reductions may have on the overall availability of services to patients.

*Response:* Although the commenter may be concerned about the impact that cap reductions may have on a hospital's ability to provide patient care and maintain its residency programs at historical levels, we do not believe we have the authority to design and implement a "re-allocation" process that considers such factors. Rather, as explained in response to other comments, under section 1886(h)(7)(A)(i), the Secretary is directed to reduce the FTE resident caps of hospitals in instances where the resident levels were below the FTE resident caps in the reference cost reporting period. There is no statutory provision that authorizes CMS to consider the overall impact on patient care delivery or on residency training in making reductions to FTE resident caps.

#### d. Exemption From FTE Resident Cap Reduction for Certain Rural Hospitals

Section 1886(h)(7)(A)(i)(II) of the Act, as added by section 422 of Public Law 108-173, specifically exempts rural hospitals (as defined in section 1886(d)(2)(D)(ii) of the Act) with less than 250 acute care inpatient beds from the possible 75 percent reduction to their FTE resident caps. Section 1886(d)(2)(D)(ii) of the Act defines a rural area as any area outside a Metropolitan Statistical Area (MSA). Under the existing regulations at § 413.62(f)(ii), an "urban area" means (1) a Metropolitan Statistical Area (MSA) or New England County Metropolitan Area (NECMA); or (2) the following New England counties: Litchfield County, Connecticut; York County, Maine; Sagadahoc County, Maine; Merrimack County, New Hampshire; and Newport County, Rhode Island. Under existing § 413.62(f)(iii), a "rural area" means any area outside an urban area. In addition, we note that under section III. of this preamble, which discusses wage areas, we are no longer recognizing NECMAS as a distinct category of wage areas. Thus, for purposes of the amendments made by section 422, we are providing that any hospital located in an area that is not in a MSA is a rural hospital; regardless of any reclassification under § 412.102 or § 412.103. We note that this definition of "rural" is consistent with our policy under section III. of this preamble concerning designation of wage index areas.

A hospital's bed size is based on its number of available beds, as determined for IME payment purposes under § 412.105 of the regulations. For purposes of determining whether a rural

hospital has less than 250 beds, in the May 18, 2004 proposed rule (69 FR 28293), we proposed to use data from the rural hospital's most recent cost reporting period ending on or before September 30, 2002. (This information may be found on Worksheet S-3, Part I of the Medicare cost report, CMS-2552-96, the sum of lines 1 and 6 through 10 in column 2, minus line 26 in column 6, divided by the number of days in the cost reporting period.) This is the cost reporting period under section 1886(h)(7)(A)(ii)(I) of the Act that is to be used in determining a hospital's reference resident level (the unweighted allopathic and osteopathic FTE resident count) (unless a hospital makes and CMS grants a timely request under section 1886(h)(7)(A)(ii)(II) of the Act). We proposed that if a rural hospital has less than 250 beds in its most recent cost reporting period ending on or before September 30, 2002, the hospital would not be subject to a possible reduction to its FTE resident cap under section 1886(h)(7)(A) of the Act. However, if a rural hospital has at least 250 beds in its most recent cost reporting period ending on or before September 30, 2002, we proposed that the rural hospital would be subject to a possible reduction to its FTE resident cap. (Proposed redesignated § 413.79(c)(3)(i).)

*Comment:* Several commenters inquired as to whether our proposed changes for wage areas, if finalized, would affect a teaching hospital's status as urban or rural for purposes of section 422. Specifically, the commenters asked how a hospital that is currently located in a rural area (that is, non-MSA), but under our proposals for wage areas, would be located in an MSA effective October 1, 2004, would be treated for purposes of determining if and by much its FTE resident cap would be reduced. The commenter also questioned whether it would be considered a rural hospital under the first and second level priority categories under the criteria for determining whether the hospital will receive increases in its FTE resident caps. Several commenters believed that any hospital that was considered rural during the most recent cost reporting period ending on or before September 30, 2002 should be considered rural for purposes of section 422 and if reporting less than 250 beds, any resident positions below its FTE resident cap should be exempt from redistribution.

*Response:* Under section 1886(h)(7) of the Act, there are two instances in which a hospital's rural or urban designation could affect determinations made under this section for that hospital. First, under section

1886(h)(7)(A)(i)(II) of the Act, rural hospitals with less than 250 acute care inpatient beds are exempted from the possible 75 percent reduction to their FTE resident caps. Second, section 1886(h)(7)(B)(iii)(I) of the Act, established "hospitals located in rural areas" as the first priority category for CMS to determine which hospitals will receive increases in their FTE resident caps. In both instances, we proposed that, for purposes of the amendments made by section 422, any hospital located in an area that is not in an MSA is a rural hospital, regardless of any reclassification under § 412.102 or § 412.103. However, we did not specify as of what date a hospital must be located in an area that is not an MSA in order to be a rural hospital. That is, a hospital may be located in an area that is not currently in an MSA, but will become an MSA effective October 1, 2004. (Alternatively, a hospital may be located in an area that is currently an MSA, but will become rural effective October 1, 2004.) We believe it is reasonable and consistent with the July 1, 2005 effective date for both reductions and increases in FTE resident caps under section 1886(h)(7) of the Act, to use the urban or rural designation that is in effect on July 1, 2005. Therefore, we are requiring that, for purposes of section 1886(h)(7) of the Act (that is, both for purposes of determining if a hospital is a rural hospital with less than 250 beds, and also whether a hospital qualifies to receive higher priority to receive an increase in its FTE resident caps), a hospital located in an area that is not in an MSA effective October 1, 2004, is a rural hospital. Any hospital that is located in an area that is not currently in an MSA, but will become an MSA effective October 1, 2004, will not be considered a rural hospital for the purpose of applying section 1886(h)(7) of the Act. Alternatively, a hospital located in an area that is currently an MSA, but will become rural effective October 1, 2004, will be considered a rural hospital for the purpose of applying section 1886(h)(7) of the Act.

In section IV.O.2.i. of the preamble to the May 18, 2004 proposed rule, we proposed six priority categories (derived from the priorities established by section 1886(h)(7)(B) of the Act) to determine the order in which hospitals would be eligible to receive increases in their FTE resident caps. The first three priority categories are reserved for rural hospitals (hospitals that are located outside of an MSA as of July 1, 2005). The fourth level priority category is reserved for hospitals located in a

"small" urban MSA (defined as an MSA with a population of less than 1,000,000). And the fifth and sixth level priority categories are reserved for hospitals located in "large" urban areas (defined by section 1886(d)(2)(D) of the Act as an MSA with a population of more than 1,000,000). For purposes of determining the order in which hospitals would be eligible to receive increases in their FTE resident caps under section 1886(h)(7)(B) of the Act, we are requiring that a hospital located in an MSA with a population of less than 1,000,000 effective October 1, 2004, is a "small" urban hospital and that a hospital located in an MSA with a population of more than 1,000,000 effective October 1, 2004 is a "large" urban hospital.

We note that there may be hospitals with less than 250 beds that are currently located outside of an MSA that will be redesignated as of October 1, 2004, to be located within an MSA. As such, these hospitals do not qualify for exemption from FTE resident cap reductions under section 1886(h)(7)(A)(i)(II) of the Act. As stated above, we did not specify in the proposed regulations the date on which a hospital must be in an area that is not an MSA in order to be a rural hospital. Hospitals located outside of an MSA with fewer than 250 beds may have believed that the hospital is exempt from section 1886(h)(7) of the Act and, therefore, failed to consider whether to file a timely request (by June 14, 2004) to use the cost report containing July 1, 2003 (to reflect an expansion of an existing program) or to request that its reference resident level be adjusted to include residents in certain newly approved programs. Therefore, we are allowing hospitals that are redesignated as of October 1, 2004 to be located within an MSA to make a timely request by August 23, 2004 to use the cost report containing July 1, 2003, as the reference cost report if the requirements of 1886(h)(7)(A)(ii)(II) of the Act (expansion of existing programs) are met. Furthermore, we are allowing hospitals that meet the requirements of section 1886(h)(7)(A)(ii)(III) of the Act (expansions under newly approved programs) to request by August 23, 2004 that their reference resident levels be adjusted to include residents in certain newly approved programs.

*Comment:* One commenter noted that the proposed rule stated that CMS would be addressing, in the IPPS FY 2005 final rule, issues related to determining a hospital's bed count, such as observation beds and unused beds, some of which may be clarifications of existing policy. The commenter asked



for clarification as to whether these policies concerning the bed count will be applied in determining whether a rural hospital with less than 250 beds.

*Response:* In the May 18, 2004 proposed rule, we proposed that, for purposes of determining whether a rural hospital has less than 250 beds, we would use data from the rural hospital's most recent cost reporting period ending on or before September 30, 2002. We proposed that if a rural hospital has less than 250 beds in its most recent cost reporting period ending on or before September 30, 2002, it would not be subject to a possible reduction to its FTE resident cap under section 1886(h)(7)(A) of the Act. We separately indicated that we plan to address comments concerning unoccupied beds, observation beds, and some other patient day issues that were proposed in the May 19, 2003 IPPS proposed rule in the IPPS final rule for FY 2005. As planned, in § 412.105(b) of this final rule, we have finalized a new policy concerning unoccupied beds, which has a prospective effective date of October 1, 2004. Therefore, the new policy concerning unoccupied beds would not impact the determination of a rural hospital's bed size based on its most recent cost report ending on or before September 30, 2002. We have also amended our policy in this final rule with respect to observation days for patients who are ultimately admitted as inpatients. This policy is a revision of existing policy, the effective date is prospective (October 1, 2004), and consequently, this policy would not impact the determination of a rural hospital's bed size based on its most recent cost report ending on or before September 30, 2002. The other policies that we have finalized concerning dual-eligible days and Medicare+Choice days do not apply to the determination of a hospital's bed size. However, we note that in the August 1, 2003 IPPS final rule, we clarified at 42 CFR 412.105(b)(3) that beds otherwise countable for IME purposes when used for outpatient observation services, skilled nursing swing-bed services, or ancillary labor/delivery services, are excluded from the allowable count of available bed days. Because this policy was a clarification of existing policy, it would apply to the determination of a hospital's bed size in its most recent cost reporting period ending on or before September 30, 2002.

*Comment:* Some commenters expressed "deep concern" over what they believed is an unintended consequence of section 422 in that rural hospitals with at least 250 beds face possible reductions to their current FTE

resident caps, when those caps were increased by previous legislation that was intended to encourage the growth of residency training in rural areas. The commenters were specifically referring to section 407(b) of Public Law 106-113 (the Balanced Budget Refinement Act (BBRA) of 1999), which provided for a 30 percent increase to rural hospitals' direct GME and IME FTE resident caps, effective April 1, 2000. The commenters explained that the extensive plans they had set in motion to expand their residency programs were nowhere near completion as of their reference cost reporting period under section 886(h)(7)(A). They stated that this "sudden reversal" of the 30 percent increase to their caps would prevent them from meeting their educational and patient care missions in rural communities, and asked that the final rule contain a provision excepting these larger rural hospitals from cap reductions under section 1886(h)(7)(A) of the Act.

*Response:* We understand that the commenters are in a somewhat unique situation, but we note that Congress specifically limited the exception from the application of section 1886(h)(7)(A) of the Act to rural hospitals with less than 250 beds. We do not believe we have the authority to expand the exception to rural hospitals with 250 beds or more from reductions under section 1886(h)(7)(A) of the Act. However, we believe that if these hospitals have been in the process of increasing the number of residents training in existing programs, they will likely qualify to request that their cost reporting period that includes July 1, 2003 be used as the reference cost reporting period. We believe that, between the effective date of section 407(b) of the BBRA and the cost report that includes July 1, 2003, these hospitals had several years to increase their resident counts. Therefore, a sizeable portion of this increase should be reflected on the cost report that includes July 1, 2003, thereby limiting the amount of slots lost under section 1886(h)(7)(A)(i) of the Act. In addition, because these hospitals are located in a rural area, they would be among those to receive first priority to obtain additional slots if they apply for increases to their FTE resident caps under section 1886(h)(7)(B) of the Act.

#### e. Determining the Estimated Number of FTE Resident Slots Available for Redistribution

Under section 1886(h)(7)(A) of the Act, we will determine the number of resident positions available for redistribution by estimating possible

reductions to hospitals' FTE resident caps. We believe that section 422 allows us to distinguish between the FTE counts that are used to determine the number of FTE resident slots that are available for redistribution (that is, the "resident pool"), and the actual number of FTE residents by which hospitals' FTE resident caps are ultimately reduced. In the May 18, 2004 proposed rule (69 FR 28293), we proposed to estimate the reduction to a hospital's FTE resident cap under section 1886(h)(7)(A) of the Act for purposes of determining the number of FTEs that a hospital might contribute to the resident pool. This interpretation was based on the language at section 1886(h)(7)(B)(i) of the Act, as added by section 422(a)(3), which states that the "aggregate number of increases in the otherwise applicable resident limits under this subparagraph may not exceed the Secretary's estimate of the aggregate reduction in such limits \* \* \*" (emphasis added). We proposed to interpret this language to mean the aggregate number of FTE residents by which we increase the FTE resident caps of qualifying hospitals under section 1886(h)(7)(B) of the Act must not be more than the estimate of the aggregate number of FTE residents by which we would reduce the FTE resident caps of hospitals whose reference resident levels are less than their otherwise applicable FTE resident caps. However, we could subsequently perform an audit, as described further in section IV.O.2.f.(3) of this preamble, in order to make a final determination regarding any reductions to a hospital's FTE resident cap.

To ensure that we will begin making payments for most hospitals based on the revised FTE resident caps by July 1, 2005, in the May 18, 2004 proposed rule, we proposed to set a date by which we will have estimated a hospital's resident level and compared it to the hospital's otherwise applicable resident cap to estimate whether, and by how much, the hospital's FTE resident cap would be reduced. We did not propose to commit to make a final determination as to whether, and by how much, a particular hospital's FTE resident cap should be reduced as of this date, nor did we propose to commit to inform any hospital that it will receive an increase to its FTE resident cap by this date. Rather, we only proposed to use this date as an internal "deadline" to ensure that we will have sufficient time to distribute the resident pool and begin making payments for most hospitals based on the revised FTE resident caps by July 1, 2005. We proposed that this date be May 1, 2005, and that the date

would apply for all hospitals for purposes of determining an estimate of whether and by how much their FTE resident caps should be reduced.

Accordingly, in the event that the fiscal intermediaries have not completed an audit (explained further under section IV.O.2.f.(3) of this preamble) by May 1, 2005, we proposed that CMS may estimate the number of FTE residents by which a hospital's FTE resident cap should be reduced by May 1, 2005. For example, a fiscal intermediary may estimate by May 1, 2005, that Hospital A's FTE resident cap should be reduced by 10 FTEs. Thus, we would place 10 FTEs into the resident pool. It is possible that even after May 1, 2005, the fiscal intermediary may continue to audit Hospital A's relevant cost report(s) to determine if, in fact, 10 FTEs is the appropriate amount by which to reduce Hospital A's FTE resident cap, and could ultimately conclude that Hospital A's FTE resident cap should only be reduced by 8 FTEs. If the fiscal intermediary makes this final determination by May 1, 2005, we would change the number of FTE residents in the resident pool attributable to Hospital A from 10 FTEs to 8 FTEs. If the fiscal intermediary does not make this determination by May 1, 2005, based on the audit, we would only reduce Hospital A's FTE resident cap by 8 FTEs effective July 1, 2005, but the number of FTE residents in the resident pool attributable to Hospital A would remain at 10 FTEs (the estimated number as of May 1, 2005). Similarly, if the fiscal intermediary ultimately concluded that Hospital A's FTE resident cap should be reduced by 12 FTEs, but this final determination is not made by May 1, 2005, Hospital A's FTE resident cap would be reduced by 12 FTEs effective July 1, 2005, but the number of FTE residents in the resident pool attributable to Hospital A would remain at 10 FTEs.

As we stated above, because we believe that section 422 allows us to distinguish between the FTE counts that are used to determine the size of the resident pool, and the actual number of FTE residents by which hospitals' FTE resident caps are ultimately reduced, we proposed in the May 18, 2004 proposed rule, to use preliminary information in certain instances to estimate possible reductions to hospitals' FTE resident caps. As described further below, sections 1886(h)(7)(A)(ii) and (h)(7)(A)(iii) of the Act direct CMS to adjust the determination of a hospital's reference resident level in certain instances, due to an expansion of an existing program that is not reflected on the most recent settled cost report, or to

include the number of residents for which a new program was accredited, or for hospitals that are members of the same Medicare GME affiliated group as of July 1, 2003. We note that, in adjusting the determination of the reference resident level in these instances, the reference resident level established for purposes of determining possible reductions to a hospital's FTE resident cap under section 1886(h)(7)(A) of the Act may not be the actual or audited number of FTE residents that we would otherwise use for direct GME or IME payment purposes. For example, for expansions under newly approved programs (as explained in more detail in section IV.O.2.f.(3) of this preamble), we proposed to adjust the reference resident level to include the number of residents for which a new program was accredited at a hospital even though, at the time the fiscal intermediary is determining possible reductions to a hospital's FTE resident cap, the hospital may not be training the full complement of residents for which the program was accredited. Thus, the number of FTE residents (including those training in the newly accredited program) for purposes of IME and direct GME payment would be dependent upon the actual number of FTE residents the hospital is permitted to count in a particular cost reporting period, as determined in accordance with the regulations at § 412.105 for IME and § 413.86 for direct GME.

In addition, in the proposed rule we stated that we realize that there may be instances where a hospital's FTE resident cap or a hospital's FTE resident count for the reference cost reporting period might be under appeal. We believed that appeals related to these issues should be resolved through the normal course of business. In the event that an appeal that may affect determinations made under section 1886(h)(7)(A) of the Act is not resolved by May 1, 2005, we proposed that we would estimate the number of FTE residents by which a hospital's FTE resident cap should be reduced (or not reduced, as applicable) by May 1, 2005.

*Comment:* One commenter requested a waiver from the FTE resident cap reduction provisions of section 422 for a special circumstance. The commenter detailed a situation where a hospital, because of financial difficulties, had discontinued its residency program and had submitted a plan to the state in which the hospital is located to close the hospital. Through action of the state's Supreme Court, the hospital's petition for authorization to close the Hospital was denied. A committee appointed by the state Supreme Court

selected another hospital as a sponsor that lent financial support to the subject hospital. A formal merger between the two hospitals has been opposed by the state's Attorney General. The subject hospital's residency programs have not grown to the level maintained prior to the petition for closure and the hospital was training residents well below its' FTE resident cap during the reference cost reporting period. As such, the hospital believes that its FTE resident caps will be reduced pursuant to section 422. The commenter requests that the hospital be exempt from FTE resident cap reductions and that this exemption extend to the Medicare GME affiliated group of which the hospital is a part to preserve the group's future ability to build their teaching programs.

*Response:* We sympathize with the commenter and believe that the particular circumstances experienced by this hospital are unusual and not specifically addressed by the Act or the proposed regulations. However, as we noted above, the statute provided for only a limited exemption from the provisions of section 1886(h)(7)(A)(i) of the Act for small rural hospitals. Therefore, we cannot grant the commenter's request. As we stated above, hospitals that believe they will receive a reduction to their FTE resident cap are not precluded under section 1886(h)(7)(B) of the Act from applying for an increase in their FTE resident cap.

*Comment:* Numerous commenters were concerned about how to determine possible cap reductions in instances where a hospital's FTE resident count for the reference cost reporting period is under appeal. One commenter was concerned that the number of FTE residents by which a hospital's FTE resident cap would be reduced would not reflect the final settlement of the cost report, which could unfairly harm hospitals whose FTE resident counts in the reference period were ultimately increased through the cost report appeal process. Another commenter emphasized that if appeals for payment purposes are made completely independently of the FTE resident count determinations for purposes of section 422, "it could potentially result in the rather bizarre situation of a hospital's resident cap being permanently lowered by an amount that is later found to be based on an erroneous resident count determination." The commenter continued that the result would "undermine the credibility of CMS, its fiscal intermediaries, and the process for making determinations under section 422, and therefore, CMS should ensure that it will not occur."

One commenter noted that CMS proposed to estimate the aggregate reduction in FTE resident caps under section 1886(h)(7)(A) of the Act based on available data as of May 1, 2005, which means that, for some hospitals, the hospital-specific actual reduction in the FTE resident cap can be based on further audit and appeal activity that may take place at any time after May 1, 2005. Thus, according to CMS' proposal, the number of FTEs in the resident pool attributable to a specific hospital might be higher than or lower than the actual number by which that hospital's FTE count will be reduced as of July 1, 2005. The commenter objected to this proposal and urged a more "budget neutral" approach that would promote finality for section 422. The commenter claimed that not only might this proposal lead to an improper increase or reduction in the estimated aggregate reduction in FTE resident caps, but it would also generate undue uncertainty about whether, and by how much, any given hospital's FTE cap will be reduced as of July 1, 2005. The commenter proposed that, to avoid this uncertainty and to promote finality, each hospital's FTE resident count should be permanently reduced by the same number of FTEs attributable to that hospital that are added to the pool for redistribution as of May 1, 2005. Under the commenter's proposal, fiscal intermediaries will need to conduct and attempt to complete audit activity by May 1 (or perhaps a later deadline if CMS so chooses). Whether those audits are complete or not, CMS would use the best available data as of the deadline so that the aggregate total of increases to the "redistribution pool" would equal the total of the permanent decreases to the hospitals' FTE resident caps effective July 1, 2005. Appeals and audits of the reference period that continue after May 1, 2005, would ultimately only impact that particular fiscal year's direct GME and IME reimbursement, but would have no impact on FTE resident cap adjustments under section 1886(h)(7)(A) of the Act. As such, the commenter agreed with CMS' statement in the proposed rule that the actual FTE resident count used for purposes of direct GME or IME payment in the reference period need not equal the FTE resident count used for purposes of determining possible reductions to a hospital's FTE resident cap under section 1886(h)(7)(A) of the Act. Finally, the commenter stated that since, under its proposal, all hospitals would know prior to the start of an impacted fiscal year precisely by how many FTEs their caps would be

reduced, this advance knowledge would aid hospitals in deciding whether and to what extent they would enter into Medicare GME affiliation agreements as of July 1, 2005.

*Response:* In the May 18, 2004 proposed rule (69 FR 28294), we stated that we realize there may be instances where a hospital's FTE resident cap or a hospital's FTE resident count for the reference cost reporting period might be under appeal. We further stated that we believe appeals related to these issues should be resolved through the normal course of business. In the event an appeal that may affect determinations made under section 1886(h)(7)(A) of the Act is not resolved by May 1, 2005, we proposed that we would estimate the number of FTE residents by which a hospital's FTE resident cap should be reduced (or not reduced, as applicable) by May 1, 2005.

Since the publication of the proposed rule, and after considering the detailed and thoughtful comments we received on the issue of cost reports that are under appeal, we believe that it is in the best interest of the Medicare program, CMS, the fiscal intermediaries, and the hospitals, to adopt an approach that allows for finality as early as possible during the process of implementing this provision. We believe that Congress gave some consideration to the challenges we would encounter in implementing a provision as complex as section 422 in such a short timeframe by providing the Secretary with the discretion to distinguish between the FTE counts that are used to estimate the number of FTE resident slots that are available for redistribution (that is, the "redistribution pool"), and the actual number of FTE residents by which hospitals' FTE resident caps are ultimately reduced. We therefore had proposed to interpret the language at section 1886(h)(7)(B)(i) of the Act to mean that the aggregate number of FTE residents by which we increase the FTE resident caps of qualifying hospitals under section 1886(h)(7)(B) of the Act must not be more than the estimated aggregate number of FTE residents by which we would reduce the FTE resident caps of hospitals whose reference resident levels are less than their otherwise applicable FTE resident caps.

We also believe the Congress expected and provided for administrative expediency under section 1886(h)(7)(A)(ii)(I) of the Act by stating that a possible reduction in a hospital's FTE resident cap would, generally, be based upon "the reference resident level for the most recent cost reporting period of the hospital ending on or before

September 30, 2002, for which a cost report has been settled (or, if not, submitted (subject to audit)), as determined by the Secretary" (emphasis added). As stated in the May 18, 2004 proposed rule (69 FR 28295-28296), we proposed to interpret this language to mean that, if a hospital's cost report for the most recent cost reporting period ending on or before September 30, 2002, has been settled, then, unless the hospital submits a timely request to use the cost reporting period that includes July 1, 2003, we would use the hospital's settled cost report without further audit to determine possible reductions to the FTE resident caps. Furthermore, the fact that the Congress took the unusual step of including the language at section 1886(h)(7)(D) of the Act which provides that, "There shall be no administrative or judicial review \* \* \* with respect to determinations made under this paragraph," supports the position advocating for finality. If we were to delay determinations concerning hospital-specific FTE cap determinations until all affected cost reports are settled, audited, and appealed through the various channels normally available to providers, the language at section 1886(h)(7)(D) of the Act would be rendered meaningless. Therefore, despite its complexity and potential for profound and long-term GME payment ramifications, we believe that the Congress did not expect the implementation of this provision to linger indefinitely. Rather, by limiting appeal rights, and instituting an effective date of July 1, 2005 (which requires implementation in a relatively short timeframe), the Congress expected section 1886(h)(7) of the Act to be implemented with expediency and finality.

Consistent with Congressional intent and in response to comments, we believe it would be disruptive to CMS, the fiscal intermediaries, and the hospitals if we do not establish a framework that encourages determinations under section 1886(h)(7)(A)(i) of the Act to be made final by July 1, 2005. Therefore, we are not finalizing our proposed policy to wait for reference period cost reports that are under appeal to be resolved before making a final determination as to whether and by how much a hospital's FTE resident cap will be reduced. We do, however, perceive the need in certain instances to continue audit work for a limited time period past July 1, 2005 to promote the accuracy of FTE resident cap determinations. In this final rule, we are adopting a policy that will require the

fiscal intermediaries to use the latest available cost report or audit data at the time they make their determinations. That is, if a hospital's reference period cost report has been settled, then the fiscal intermediary will make a final determination as to whether and by how much a hospital's FTE resident cap would be reduced based on the FTE resident level in that settled cost report. If the hospital's reference period cost report is under appeal and a final decision has not been rendered at the time the fiscal intermediary makes the determination, then the fiscal intermediary would not wait until a decision is rendered, but instead, would use the reference resident level from the settled (per the Notice of Program Reimbursement (NPR)) cost report. If the settled reference period cost report had been appealed and the final decision is rendered in time for the fiscal intermediary to make the FTE resident cap determination, then the fiscal intermediary would use the FTE resident level that will be used in issuing the subsequent NPR as established through the appeal. However, if the reference period cost report has never been settled at the time the fiscal intermediary is making the determination as to whether and by how much a hospital's FTE resident cap should be reduced, then, whether the reference period cost report is the as-submitted most recent cost report ending on or before September 30, 2002, or the cost report that includes July 1, 2003, the reference resident level is subject to audit by the fiscal intermediary, and the final determination regarding any possible reduction to the hospital's FTE resident cap is not subject to appeal. Although we will make every effort to provide fiscal intermediaries with the resources and funding they need to complete as many audits as possible in time to notify each hospital by July 1, 2005 of their FTE cap determinations under section 1886(h)(7)(A) of the Act, there may be instances where the audits of the reference resident levels may not be completed by July 1, 2005. However, we anticipate that the fiscal intermediaries will be able to complete audits related to section 1886(h)(7)(A) of the Act by December 2005, which is six months into the July 1, 2005—June 30, 2006 academic year. All determinations made after July 1, 2005 and through December 2005 will be effective retroactively to July 1, 2005.

*Comment:* One commenter noted that some hospitals' 1996 FTE resident caps have yet to be finalized, or have been finalized only recently. The commenter

requested that CMS consider these situations when comparing caps to resident counts. The commenter gave an example in which some hospitals may have an FTE resident count in the reference period cost report that once matched their corresponding FTE resident cap, but that cap was later increased during the audit and appeal process. If the settled (post-audit and/or appeal) FTE resident cap is used in the cap and count comparison, the hospital's FTE resident cap would be reduced, "even though the hospital was at its cap as it knew it to be as of 2002." The commenter asserted that such a result would be "patently unfair" and should be addressed in the final rule.

*Response:* The commenter's point is well taken, but we note that the reverse situation could also occur in that a hospital's 1996 FTE resident cap may later be reduced as the result of an appeal. If the reduced settled FTE resident cap were to be used in the cap and count comparison under section 1886(h)(7)(A) of the Act, the reduction in the hospital's FTE resident cap would be lessened (or there could be no reduction at all), even though the hospital's FTE resident count was below its cap "as it knew it to be as of 2002." Accordingly, where the hospitals' FTE resident cap used in its reference cost report is revised on an appeal, some hospitals could benefit by using the original FTE resident cap while other hospitals would not. We do not believe it is appropriate to decide our policy based on the possible occurrence of a circumstance that could produce favorable results for some and unfavorable results for others. Therefore, as stated in response to the previous comment regarding situations where the FTE resident count in the reference cost reporting period is under appeal, in the interest of finality, we will instruct the fiscal intermediaries to use the latest determined 1996 FTE resident caps for direct GME and IME that are available as of the time the determination regarding any possible FTE resident cap reduction is being made. If, as of the time the fiscal intermediary makes the determination as to whether and by how much a hospital's FTE resident cap should be reduced, an appeal of the FTE resident cap for the reference cost reporting period has not been resolved (that is, a final decision has not been rendered), then the fiscal intermediary would use the FTE resident cap amount from the initially settled (per the NPR) reference period cost report. However, if, as of the time that the fiscal intermediary makes the determination as to whether and by

how much a hospital's FTE resident cap should be reduced, the FTE resident cap appeal has been resolved, we would use the FTE resident cap as established by the appeal.

We are, however, sympathetic to the commenter's point that there could be instances where, as the result of an appeal of the 1996 FTE resident cap that was resolved at the time the fiscal intermediary makes the determination, the hospital's FTE resident cap would be reduced, "even though the hospital was at its cap as it knew it to be as of 2002." Such a hospital may apply for an increase in its FTE resident cap under section 1886(h)(7)(B) of Act. In this final rule, under section IV.O.2.m. of this preamble, we are adding an Evaluation Criterion to address this situation where a hospital's FTE resident cap was reduced under section 1886(h)(7)(A)(i) of the Act because the resident level in its reference period cost report equaled or was above its FTE resident cap in effect at that time, but as a result of the resolution of an appeal concerning the FTE resident cap (for example, the 1996 FTE resident cap, as adjusted for new programs, if applicable), the FTE resident cap was later increased to an amount that is greater than the reference resident level.

*Comment:* Several commenters acknowledged CMS' need to estimate the aggregate reduction in FTE resident caps in order to "redistribute" positions to other hospitals by the July 1, 2005 implementation deadline, but expressed concern that if the finalized number of FTE resident cap reductions exceeds the number of redistributed cap slots, the result would be a permanent reduction in the national total number of resident positions eligible for Medicare program support. The commenters asserted that this was not the intent of Public Law 108-173. Rather, one commenter believed that, while the Congress was permitting the use of estimate in administering the redistribution, the Congress was not "sanctioning" aggregate additions or reductions to the number of FTE residents counted for purposes of Medicare direct GME and IME reimbursement. Another commenter noted that Public Law 108-173 requests that CMS submit a report to the Congress by July 1, 2005, that contains recommendations regarding whether to extend the application deadline for hospitals seeking to increase their resident limits. The commenter stated that, because of audit and appeal timeframes, CMS may not know the final aggregate number of FTE resident cap reductions by July 1, 2005, urged CMS to address this situation in its report, and recommended that the

application process be extended or reopened in the event that the final resident limit reductions exceed distributed slots.

*Response:* We acknowledge the commenters' concern that, to the extent the number of slots in the "resident pool" attributable to certain hospitals is based on estimates of the amount by which those hospitals' FTE residents caps will be reduced, and the finalized number of FTE resident cap reductions exceeds the number of redistributed cap slots, the result would be a permanent reduction in the total number of resident positions that would be counted for purposes of Medicare direct GME and IME payments. As explained in response to previous comments, we will make every effort to provide fiscal intermediaries with the resources and funding they need to complete as many audits as possible in time to notify each hospital by July 1, 2005, of their determinations under section 1886(h)(7)(A) of the Act. Therefore, we anticipate that by May 1, 2005, the number of hospitals for which we believe additional audit work is required (and, therefore, we "estimated" the amount by which their FTE resident caps would be reduced) will be relatively small. However, we acknowledge that, as a result of the possibility of some remaining audits (which we believe will be completed by the end of calendar year 2005), there is a slight possibility that the final number of FTE cap reductions could be more than the estimated size of the "resident pool" as of July 1, 2005. To address this concern, in drafting the report to Congress due by July 1, 2005, we will consider ways in which this potential situation may be addressed, and, if appropriate, would request that Congress extend the deadline for increases in resident limits.

*Comment:* One commenter agreed with CMS that, given the short timeframe for implementation of section 422 and the complexity involved in determining the number of positions available for redistribution, it is reasonable for CMS to exercise its discretion to make a "best estimate" of the aggregate number of FTE cap reductions under section 1886(h)(7)(A) of the Act by a particular date and proceed with the "redistribution" under section 1886(h)(7)(B) of the Act. However, the commenter was "extremely concerned" that CMS ensure that hospitals at risk of having their FTE resident cap reduced have ample opportunities to submit additional documentation to the fiscal intermediary so that the hospital's residents are not "undercounted". The

commenter noted that section 1886(h)(7)(D) of the Act specifies that "There shall be no administrative or judicial review under section 1869, 1878, or otherwise, with respect to determinations made under this paragraph." The commenter urged CMS to not interpret this statement to mean that a determination of the fiscal intermediary with regard to FTE resident cap reductions will be final, without any external appeal mechanism. Rather, the commenter suggested CMS should appoint an ombudsman who would be available to adjudicate hospital-specific issues as they arise.

*Response:* As stated in response to the previous comment, we believe the fact that Congress included the language at section 1886(h)(7)(D) of the Act stating that "There shall be no administrative or judicial review \* \* \* with respect to determinations made under this paragraph," clearly means that the Congress did intend for the determination of the fiscal intermediary with regard to FTE resident cap reductions to be final, without any external appeal mechanism. Because of this statutory language, together with the requirement that all reductions and increases in FTE resident caps be made effective July 1, 2005, we do not believe it is appropriate to allow hospitals (or CMS) to appeal determinations concerning the FTE cap reductions (or the FTE cap increases, for that matter) under section 1886(h)(7) of the Act. In addition, as indicated previously, we believe that Congress intended this provision to be implemented fairly, but efficiently, avoiding the delays and uncertainty that would be produced by an appeals process. Furthermore, we note that, as with any audit and cost report settlement process, the fiscal intermediaries will provide the hospitals with an opportunity to review and respond to the audit adjustments before they are finalized.

*Comment:* One commenter said the proposed regulations are unclear as to whether the policy to ensure that the aggregate number by which FTE resident caps are increased through the redistribution provisions at section 1886(h)(7)(B) of the Act, does not exceed the estimated aggregate number by which FTE resident caps are reduced under section 1886(h)(7)(A) of the Act would be applied individually to each hospital that requests additional residency slots, or whether the policy would be applied to the national aggregate amounts. The commenter stated that if a hospital loses resident positions as part of the reductions under section 1886(h)(7)(A) of the Act, it could

be due to a number of factors that have "nothing to do with the ability of a program to recruit and retain residents" in other programs. The commenter requested that if CMS intended that the rule requiring that aggregate increases not exceed aggregate decreases be applied on a hospital-specific basis, it should be eliminated.

*Response:* The commenter is referring to our proposal relating to the language at section 1886(h)(7)(B)(i) of the Act, as added by section 422(a)(3) of the MMA, which states that the "aggregate number of increases in the otherwise applicable resident limits under this subparagraph may not exceed the Secretary's estimate of the aggregate reduction in such limits \* \* \*" (emphasis added). As explained in response to previous comments, we proposed to interpret this language to mean that the aggregate number of FTE residents by which we increase the FTE resident caps of qualifying hospitals under section 1886(h)(7)(B) of the Act may not exceed the estimate of the aggregate number of FTE residents by which we would reduce the FTE resident caps of hospitals whose reference resident levels are less than their otherwise applicable FTE resident caps. As is evident from the use of the word "aggregate" and the plural form of "hospital," we intended that this principle be applied on a national aggregate basis, and not to each hospital individually. Rather, as long as the total number of FTE residents by which we increase the FTE resident caps of all hospitals nationally is not more than the estimated number of FTE residents by which we reduce the FTE resident caps of all hospitals nationally, we will have complied with the statute at section 1886(h)(7)(B)(i) of the Act.

#### f. Determining the Possible Reduction to a Hospital's FTE Resident Cap

##### (1) Reference Resident Level—General

In order to determine if a hospital's resident level is less than the hospital's otherwise applicable FTE resident cap, section 1886(h)(7)(A)(ii) of the Act, as added by section 422 of Pub. L. 108-173, directs the Secretary to use one of two reference cost reporting periods. Section 1886(h)(7)(A)(ii)(I) of the Act directs CMS to use a hospital's most recent cost reporting period ending on or before September 30, 2002, "for which a cost report has been settled (or, if not, submitted (subject to audit)), as determined by the Secretary," as the reference period, unless we grant the hospital's timely request to use a later cost report under section 1886(h)(7)(A)(ii)(II) of the Act, as described under section IV.O.2.f.(2) of

this preamble. Generally, if the hospital's resident level for either direct GME or IME is less than the hospital's otherwise applicable resident cap for direct GME or IME, respectively, for the most recent cost reporting period ending on or before September 30, 2002, the hospital's FTE resident cap for direct GME or IME will be reduced by 75 percent of the difference between the resident level and the otherwise applicable FTE resident cap. On April 30, 2004, we issued a One-Time Notification (OTN) (Transmittal 77, CR 3247), "Instructions Related to 'Redistribution of Unused Resident Positions', Section 422 of the Medicare Modernization Act of 2003 (MMA), Public Law 108-173, for Purposes of Graduate Medical Education (GME) Payments" that prescribed certain requirements related to the implementation of section 422 and established a deadline by which a hospital must exercise its option to request that we use a later cost report as the reference cost report. If the hospital's cost report for the most recent cost reporting period ending on or before September 30, 2002, is settled by April 30, 2004, the date on which the OTN was issued, we proposed in the May 18, 2004 proposed rule to use that cost report to determine if, and by how much, a hospital's FTE resident cap should be reduced. We noted that the "settled" cost report does not necessarily mean the initial cost report settlement. The fiscal intermediary may have previously settled the cost report, reopened it to audit it, and then settled the cost report again, issuing a revised Notice of Program Reimbursement (NPR). Thus, we would refer to the more recently issued NPR. When a hospital's cost report for the most recent cost reporting period ending on or before September 30, 2002, has been settled by April 30, 2004, we proposed to use the most recently settled cost report as of April 30, 2004, to determine any reduction to the hospital's FTE resident cap under section 1886(h)(7)(A)(ii)(I) of the Act (unless we grant the hospital's timely request under section 1886(h)(7)(A)(ii)(II) of the Act to use a later cost report, as described in section IV.O.2.f.(2) of this preamble). If the hospital's cost report for the most recent cost reporting period ending on or before September 30, 2002 has not yet been settled as of April 30, 2004, we proposed that the as-submitted cost report would be used to determine any reduction in the FTE resident cap, subject to audit by the fiscal intermediary. If the cost report was initially settled, but then reopened, and

the fiscal intermediary has not issued a revised NPR prior to April 30, 2004, the data from the initially settled cost report will be used to determine the possible reductions to the FTE resident caps. (Discussion and comments on this portion of the proposed rule are located at section IV.O.2.f.(3) of this preamble.)

#### (2) Expansion of an Existing Program

Section 1886(h)(7)(A)(ii)(II) of the Act, as added by section 422(a) of Public Law 108-173, provides that if a hospital's resident level increased due to an expansion of an existing program, and that expansion is not reflected on the hospital's most recent settled cost report, a hospital may make a timely request to CMS that, rather than using its most recent cost reporting period ending on or before September 30, 2002, to determine if its FTE resident cap should be reduced, CMS should use the cost report for the hospital's cost reporting period that includes July 1, 2003. For example, assume a hospital's most recent settled cost report is September 30, 2000 (that is, no NPRs were issued for subsequent year cost reports). The hospital increased its resident level due to an expansion of an existing program in its fiscal year ending September 30, 2001. The hospital may submit a timely request that CMS use its cost report that includes July 1, 2003 (which would be its cost report for the fiscal year ending September 30, 2003), to determine if and by how much the hospital's FTE resident cap should be reduced. (Proposed redesignated § 413.79(c)(3)(ii)(A)(2)). As explained on page 3 of the April 30, 2004 OTN, to be considered a timely and proper request, a hospital's request to use its cost reporting period that includes July 1, 2003, must be signed and dated by the hospital's chief financial officer (or equivalent) and submitted to its fiscal intermediary on or before June 4, 2004 (later revised to June 14, 2004). In its timely request, the hospital must include the following:

(1) The FTE resident caps for direct GME and IME and the number of unweighted allopathic and osteopathic FTE residents for direct GME and IME in its most recently settled cost report (that is, its cost report that is more recently settled as of April 30, 2004.

(2) The FTE resident caps for direct GME and IME and the unweighted allopathic and osteopathic FTE residents for direct GME and IME for each cost report after its most recently settled cost report, up to and including its cost reporting period that includes July 1, 2003. If the cost reporting period that includes July 1, 2003, has not

ended as of June 4, 2004, the hospital must report the estimated number of unweighted allopathic and osteopathic residents for that cost reporting period.

(3) If not already reported in accordance with steps 1 and 2 above, the FTE resident caps for direct GME and IME and the number of unweighted allopathic and osteopathic FTE residents for direct GME and IME in its most recent cost reporting period ending on or before September 30, 2002.

In addition, as we stated in the April 30, 2004 OTN, a hospital should refer to its most recently settled cost report as of the issuance of the OTN (that is, April 30, 2004) to determine whether the hospital believes it has expanded an existing program in a cost reporting period subsequent to the one for the most recently settled cost report.

In the May 18, 2004 proposed rule, we also proposed that, for purposes of this provision, an "expansion of an existing program" means that, except for expansions due to newly approved programs, as described below in section IV.O.2.f.(4) of this preamble, the hospital's total number of unweighted allopathic and osteopathic FTE residents training in existing programs in a cost reporting period up to and including the hospital's cost report that includes July 1, 2003, is greater than the resident level in the hospital's most recent settled cost report. (Proposed redesignated § 413.79(c)(3)(ii)(A)(3)). In other words, generally, we proposed that as long as a hospital trained more unweighted allopathic and osteopathic FTE residents in a cost reporting period after its most recent settled cost report in programs that were existing during the cost reporting period for the most recently settled cost report, it may submit a timely request that its cost report that includes July 1, 2003, be used for purposes of determining any FTE resident cap reduction under section 1886(h)(7)(A)(i) of the Act. We noted that if a hospital expanded an existing program after its most recent settled cost report, and then subsequently reduced its FTE resident count to the extent that it actually trained fewer unweighted allopathic and osteopathic FTE residents in its cost report that includes July 1, 2003, than in its most recent cost reporting period ending on or before September 30, 2002, the hospital would not benefit from, and would likely not make, a timely request that its cost report that includes July 1, 2003, be used for purposes of determining a possible reduction to its FTE resident cap.

*Comment:* One commenter stated that, even though the current deadline of June 14, 2004, for timely requests has

passed, because the process was included in the proposed rule and is subject to comment and possible revisions, CMS should reopen the timely request deadline for all hospitals. Another commenter was "extremely dismayed" that CMS stated that the timely requests are "binding" even if the reduction to the hospital's FTE resident cap would have been less had the hospital not submitted a timely request to use the cost report that includes July 1, 2003. The commenter declared that it is "absolutely not reasonable for CMS to make a [hospital's] request such as this 'binding' in full knowledge that inherent in making such a request, there must be at least a small element of estimation, and an incorrect estimate might eventually work to a hospital's disadvantage when the data and documentation issues are reviewed more thoroughly." The commenter recommended that if it is found that a hospital's reduction to its FTE resident cap would be less if the hospital had not made the timely request, the request should be "null and void," and the hospital should either be allowed to withdraw its request, or CMS should use the hospital's most recent cost report ending on or before September 30, 2002, as the reference cost report.

*Response:* We acknowledge the unique circumstances surrounding implementation of section 1886(h)(7) of the Act in that it requires hospitals to supply, and CMS and the fiscal intermediaries to review, a large amount of technically difficult information regarding FTE resident counts and caps in a relatively short timeframe, in order to assess and make modifications effective July 1, 2005. If we had more time to implement section 1886(h)(7) of the Act, we would have waited until after publication of this final rule to establish a deadline for all hospitals to submit timely requests due to expansions of existing programs not reflected on the most recent settled cost report, (or due to expansions under newly approved programs). We note that many of the reference cost reporting periods are subject to audit under section 1886(h)(7)(A)(ii) of the Act. Given our limited time and audit resources, we believe it would be inefficient for the fiscal intermediaries to audit the cost reporting period that includes July 1, 2003, for a hospital that submitted a timely request, and then, in the event that the hospital regrets having submitted that request, audit the cost report ending on or before September 30, 2002. Therefore, due to the extremely tight timeframe mandated

by the statute, and considering that GME audits can be lengthy and complicated processes, we believe that we needed to issue the OTN on April 30, 2004, establish June 4, (later changed to June 14) 2004, as the deadline for a hospital's "timely request" under section 1886(h)(7)(A)(ii) of the Act, and make submissions of timely requests "binding". We note that, to allow hospitals more time to evaluate their FTE resident data, we reissued this OTN (CR 3247, Transmittal 87) on May 26, 2004 with a revised "timely request" deadline of June 14, 2004. In those OTNs, we explained that, "In the Fiscal Year (FY) 2005 Hospital Inpatient Prospective Payment System (PPS) proposed rule, we will be proposing procedures for determining the number of "unused" residency positions, as well as an application process for hospitals that seek additional residency slots, and specific criteria that we will use in determining which hospitals will receive the additional residency positions. However, *since the procedures would not be finalized before publication of the FY 2005 Hospital Inpatient PPS final rule* (by August 1, 2004), *and the provisions of that final rule would not become effective until October 1, 2004* (at least 60 days after publication of the final rule), we are notifying you and your providers in this OTN of certain information that we will need *in order to determine in a timely fashion the number of unused resident positions available for redistribution*" (emphasis added).

In issuing the OTNs, and in conjunction with the additional information provided in the proposed rule, we believe that we provided enough information for hospitals to determine whether their FTE residents caps would be subject to reduction, whether the hospital had an expansion of an existing program, and whether it would be advantageous for the hospital to submit a timely request to use the cost report that includes July 1, 2003 as the reference period. Furthermore, we believe that, as a general proposition, a hospital should know the validity of its FTE resident count, and be able to assess whether its FTE count is below its FTE resident cap. Therefore, the issuance of proposed and final regulations should have had little, if any, impact, on a hospital's decision to submit a timely request. However, we do concede that this may not be the case for hospitals located in areas for which the urban or rural status will change as of October 1, 2004, as described previously in section IV.O.d. of this

preamble. Accordingly, we are providing another limited opportunity after publication of this final rule only for hospitals located in areas whose rural status will change to urban as of October 1, 2004, as stated in section IV.O.d. of this preamble, to make a timely request under section 1886(h)(7)(A)(ii) of the Act.

*Comment:* One commenter noted that because the June 14, 2004 deadline for submitting a timely request was prior to the issuance of the final rule, the enforcement of that deadline could be problematic, even though CMS issued a One-Time Notification (CR 3247) instituting this deadline. The commenter recommended that CMS use the deadline of June 14, 2004, issued in the OTN as a guideline, rather than a firm deadline, with respect to allowing a hospital to use an alternative cost report.

*Response:* We disagree with the commenter's suggestion that the June 14, 2004 deadline for submission of a timely request should be used as a guideline, and not a firm deadline. We note that sections 1886(h)(7)(A)(ii)(II) and (III) of the Act specifically hinge a hospital's ability to use its cost report that includes July 1, 2003, or to adjust its reference resident level due to newly approved programs, on the submission of a timely request, and clearly gives the Secretary the discretion to establish what a timely request should be. As we explained in the OTN and in response to the previous comment, if the modifications under section 1886(h)(7) of the Act had not been made effective July 1, 2005, we could have waited until after publication (or perhaps even the effective date) of this final rule to establish a deadline for all hospitals to submit timely requests. However, because we have a limited amount of time in which to implement section 1886(h)(7) of the Act, and the provisions of this final rule will not be effective until October 1, 2004, we chose to exercise our discretion and subregulatory authority to issue the OTN and require that timely requests must be submitted by June 14, 2004. Accordingly, all requests submitted after June 14, 2004 (except for those for which a new deadline is established under this final rule) are not timely, and may not be used by the fiscal intermediaries to allow for use of the cost report that includes July 1, 2003, or to adjust the reference resident level to reflect newly approved programs.

*Comment:* One commenter was concerned that hospitals "must choose" between two reference cost reporting periods, regardless of whether those cost reports have been settled. The

commenter believed that there is too much uncertainty surrounding cost reports that are not settled, and requested that hospitals be given an opportunity to make or withdraw a timely request once both its most recent cost report ending on or before September 30, 2002, and its cost report that includes July 1, 2003 is settled.

*Response:* We are not accepting the commenter's request, because it is possible that a hospital's most recent cost report ending on or before September 30, 2002, and its cost report that includes July 1, 2003, will not be settled until well after the effective date of section 1886(h)(7) of the Act of July 1, 2005. Waiting until all reference cost reports are settled would prevent this provision from being implemented in a timely fashion, and would generally be disruptive to fiscal intermediaries and to hospitals.

*Comment:* One commenter noted that there may be hospitals that have increased their resident levels in the reference period due to new programs that do not qualify as a "newly approved program" under section 1886(h)(7)(ii)(III) of the Act because they were either accredited after January 1, 2002, or they were in operation during the providers' reference periods, or both. The commenter asked whether increases in resident counts due to these new programs can be considered expansions of existing programs, and, if so, whether the commenter could request that its cost report that includes July 1, 2003 be used to determine if and by how much its FTE resident cap would be reduced. The commenter believed that CMS should not deny such a hospital the ability to use the cost report that includes July 1, 2003, and CMS should not reduce the hospital's FTE resident caps based on a lower FTE resident count on the cost report ending on or before September 30, 2002 if its FTE resident level has subsequently increased due to the addition of the new program(s) not addressed under section 1886(h)(7)(A)(ii)(III) of the Act.

*Response:* Section 1886(h)(7)(A)(ii)(III) of the Act, as added by section 422(a) of Public Law 108-173, provides that if a hospital's resident level increased due to an expansion of an existing program, and that expansion is not reflected on the hospital's most recent settled cost report, a hospital may make a timely request to CMS that, rather than using its most recent cost reporting period ending on or before September 30, 2002, to determine if its FTE resident cap should be reduced, CMS should use the cost report for the hospital's cost reporting period that includes July 1, 2003. In the May 18, 2004 proposed rule

(69 FR 28295), we proposed that "expansion of an existing program" means that the hospital's total number of unweighted allopathic and osteopathic FTE residents in existing programs in a cost reporting period up to and including the hospital's cost report that includes July 1, 2003, is greater than the resident level in the hospital's most recent settled cost report. In other words, generally, as long as a hospital trained more unweighted allopathic and osteopathic FTE residents in a cost reporting period after its most recent settled cost report in programs that were existing during the cost reporting period for the most recently settled cost report, it may submit a timely request that its cost report that includes July 1, 2003, be used for purposes of determining any FTE resident cap reduction under section 1886(h)(7)(A)(i) of the Act. We believe this definition of an existing program is consistent with the language and intent of section 1886(h)(7)(A)(ii)(II) of the Act, which specifically addresses expansions of existing programs not reflected on the hospital's most recent settled cost report. Therefore, in order for a hospital to qualify to submit a timely request to use its cost report that includes July 1, 2003, the increase in its overall resident level must be due to an increase in the number of residents that were in residency programs in which the hospital was training residents in its most recent settled cost report. For the purposes of this provision, a hospital first must determine whether the total unweighted allopathic and osteopathic FTE count (not program-specific, but for all allopathic and osteopathic programs combined) in a cost reporting period subsequent to its most recent settled cost reporting period up to and including the cost report that includes July 1, 2003, is greater than the total unweighted allopathic and osteopathic FTE count in its most recent settled cost report. If there has been an increase in the total unweighted allopathic and osteopathic FTE resident count since the last settled cost report, the hospital must determine if that increase is due to expansion of a program(s) in which that hospital trained FTE residents in its most recent settled cost report, or whether the increase is due to a new or a different specialty program for which the hospital did not train FTE residents in its most recent settled cost report. For example, assume that a hospital's most recent settled cost report ending on or before September 30, 2002, is the cost reporting period ending December 31, 2000, and the hospital only trained 10 FTE internal medicine residents in that

period. The hospital began training 2 FTE residents in a pediatrics program in 2001, so that the hospital's total unweighted allopathic and osteopathic resident level on its FYE December 31, 2001 cost report increased by 2 FTEs to equal 12. Because the increase in the resident level is entirely attributable to the residents in the pediatrics program, a specialty program in which the hospital did not train FTE residents in its FYE December 31, 2000 cost report, this hospital would not qualify to use the cost report that includes July 1, 2003, as its reference period because the increase in the resident level is due to residents in a new program rather than an expansion of an existing program not reflected on the last settled cost report. On the other hand, if any of the additional residents counted in FYE December 31, 2001 (using the same example) would be internal medicine residents, a program in which the hospital did participate and train FTE residents in FYE December 31, 2000 (its last settled cost report), the hospital may qualify to make a timely request to use the cost reporting period that includes July 1, 2003 due to an expansion of an existing program that was not reflected on the last settled cost report of FYE December 31, 2000.

### (3) Audits of the Reference Cost Reporting Periods

As mentioned under section IV.O.2.f.(1) of this preamble, to determine a possible reduction to a hospital's FTE resident cap, section 1886(h)(7)(A)(ii)(I) of the Act, as added by section 422(a) of Public Law 108-173, directs CMS to use a hospital's most recent cost reporting period ending on or before September 30, 2002, "for which a cost report has been *settled* (or, if not, *submitted (subject to audit)*, as determined by the Secretary" (emphasis added). In the May 18, 2004 proposed rule (69 FR 28295), we proposed to interpret this language to mean that, if a hospital's cost report for the most recent cost reporting period ending on or before September 30, 2002, has been settled, then, unless the hospital submits a timely request to use the cost reporting period that includes July 1, 2003, we would use the hospital's settled cost report without further audit to determine possible reductions to the FTE resident caps. We also proposed to interpret this language to mean that if a hospital's cost report for the most recent cost reporting period ending on or before September 30, 2002, has not been settled, the hospital's as-submitted cost report for the most recent cost reporting period ending on or before September 30, 2002, would be subject to audit by



the fiscal intermediary. In addition, as stated under section 1886(h)(7)(A)(ii)(II) of the Act, use of a hospital's cost report that includes July 1, 2003 is made "after audit and subject to the discretion of the Secretary." A hospital's cost report that includes July 1, 2003 may be at various stages of settlement, or may not even be submitted at the time this proposed rule is published. For example, if a hospital has a fiscal year end of June 30, its cost reporting period that includes July 1, 2003 would not end until June 30, 2004. This cost report is not required to be submitted until 5 months after the cost reporting period closes, which would be by December 1, 2004. In any case, the fiscal intermediary would need to make a determination as to whether a hospital has actually increased its resident level due to an expansion of an existing program that is not reflected on the most recent settled cost report. Further, the FTE resident counts that are included (or would be included) in the cost report that includes July 1, 2003, are subject to audit by the fiscal intermediary to ensure that an appropriate determination is made as to whether, and by how much, a hospital's FTE resident cap will be reduced. To facilitate these determinations, in the May 18, 2004 proposed rule, we proposed that the fiscal intermediaries may audit the FTE resident counts as necessary in the most recently settled cost reports and in the cost reports up to and including the cost report for the cost reporting period that includes July 1, 2003.

Fiscal intermediaries will perform desk or onsite audits related to section 422, using instructions that will be issued in a separate document. As we explained in the OTN, Transmittal No. 77, CR 3247, in the interest of time and the most efficient use of audit resources, we have required that if a hospital would like CMS to use its cost report that includes July 1, 2003, as its reference period due to an expansion of an existing program, the hospital must notify the fiscal intermediary in accordance with the instructions provided in the OTN by June 4, 2004 (later revised to June 14, 2004). If a hospital submits a timely request that its cost report that includes July 1, 2003, be used, we proposed that the fiscal intermediary would audit that cost report and previous cost reports as necessary to determine if the hospital increased its resident level due to an expansion of an existing program that is not reflected on the most recent settled cost report. If a hospital does not submit a timely request to the fiscal intermediary that its cost report that

includes July 1, 2003, be used, we proposed that the fiscal intermediary would use the cost report for the most recent cost reporting period ending on or before September 30, 2002, to determine if, and by how much, a hospital's FTE resident cap should be reduced, as specified under section 1886(h)(7)(A)(ii)(I) of the Act. If the cost report that is used to determine the possible reduction to a hospital's FTE resident count is for a period of less than or more than 12 months, we proposed that the fiscal intermediary would prorate the FTE resident caps and unweighted FTE residents to equal 12-month counts.

*Comment:* Some commenters urged CMS to keep in mind that Congress' intent is to redistribute only "unused" slots, and requested that a hospital's FTE resident cap should not be reduced on account of FTEs that were disallowed because the hospital did not fulfill paperwork or other requirements associated with receiving direct GME or IME payments. The commenters believed that the legislation dictates that the hospital's FTE resident cap not be reduced as a consequence of technical lapses because the slots are unquestionably being "used", despite the fact that for cost report payment purposes, a lower FTE count may be used. One commenter added that, in the case where there is a discrepancy between a hospital's submitted FTE resident count and the audited FTE resident count, and the audited count would result in a (more substantial) lowering of the hospital's FTE resident cap, then the determination should be made on the basis of the as-submitted FTE resident count.

*Response:* We are sympathetic to the commenter's point that it was not the intention of Congress to reduce a hospital's FTE resident cap solely because the hospital failed to comply with certain paperwork requirements necessary for receiving direct GME and IME payment with respect to FTE residents that a hospital actually trained. Nevertheless, we believe that Congress was aware that there could be certain anomalies in a hospital's FTE count in a given year, and therefore, provided for some flexibility in determining the reference resident levels by granting hospitals the option to use the cost report that includes July 1, 2003 due to expansions of existing programs that were not reflected on the most recent settled cost report under section 1886(h)(7)(A)(ii)(II) of the Act, or to adjust the reference resident level to include the number of residents in newly approved programs under section 1886(h)(7)(A)(ii)(III) of the Act, rather

than only using the most recent cost report that ended on or before September 30, 2002. We believe that Congress in fact intended that CMS use only allowable FTE resident counts in determining any applicable reductions to a hospital's FTE resident cap under this provision. Furthermore, in directing CMS to use "resident levels", or FTE data from the hospital's cost reporting period ending on or before September 30, 2002 or the cost reporting period that includes July 1, 2003, the statute directs that the cost reports to be used are "subject to audit".

*Comment:* One commenter stated that the proposed rule does not provide an indication of how or when audits under section 422 will be performed or what standards will be used to determine a hospital's unused resident slots. The commenter asked that CMS provide specific, detailed information about such audits and then review and respond to providers' comments prior to finalizing the audit protocols.

*Response:* We believe it is inappropriate to share the details of the audit procedures with providers and allow them the opportunity for comment. The Medicare audit program has always been confidential, to be shared only with the fiscal intermediaries, and will continue to be so. However, as with the audits conducted as part of any cost report settlement process, the fiscal intermediaries will request documentation needed to audit the FTE resident count and will provide hospitals with the opportunity to review and to respond to the proposed audit adjustments, prior to the finalization of the audit adjustments.

#### (4) Expansions Under Newly Approved Programs

Under section 1886(h)(7)(ii)(III) of the Act, as added by section 422(a)(3) of Public Law 108-173, a hospital may request that its reference resident level be adjusted to include residents in certain newly approved programs. Specifically, if a hospital's new program was accredited by the appropriate accrediting body (that is, the Accreditation Council on Graduate Medical Education (ACGME) or the American Osteopathic Association (AOA)) before January 1, 2002, but was not in operation during the hospital's reference period, the hospital may submit a timely request that we adjust the reference resident level to include the number of residents for which a new program was accredited at a hospital(s). In the May 18, 2004 proposed rule (69 FR 28296), for a hospital that requests an adjustment due to a newly approved

program, we proposed to determine a hospital's reference period as we otherwise would. If a hospital received accreditation for a new medical residency training program before January 1, 2002, but the program was not in operation (that is, the hospital did not begin training residents in that program) during its reference period (which will be either the most recent cost reporting period ending on or before September 30, 2002, or the cost reporting period that includes July 1, 2003), the hospital may submit a timely request by June 4, 2004 (later revised to June 14, 2004), as explained in the OTN, that its resident level for its reference period be adjusted to reflect the number of accredited slots for which that new medical residency training program was approved. We note that section 1886(h)(7)(A)(ii)(III) of the Act does not require that CMS include the number of residents for which the new program is accredited in the hospital's reference cost reporting period for purposes of determining direct GME and IME payment in that reference cost reporting period. Rather, CMS is only required to include the number of residents for which a new program was accredited in the resident level for purposes of determining if, and by how much, a hospital's FTE resident cap should be reduced under section 1886(h)(7)(A) of the Act.

For example, assume a hospital that has a fiscal year end of June 30 received accreditation in October 2001 to train 10 residents in a new surgery program. The hospital does not have an expansion of an existing program not reflected on its most recent settled cost report, so its reference period is the most recent cost reporting period ending on or before September 30, 2002. The hospital first begins to train residents in the new surgery program on July 1, 2002. The new surgery residents are not reflected on the hospital's June 30, 2002 cost report, which is the hospital's most recent cost reporting period ending on or before September 30, 2002. Thus, the hospital may submit a timely request that we increase its resident level for the cost report ending June 30, 2002, by 10 FTE residents to reflect the residents approved for the new surgery program for purposes of determining if the hospital's reference resident level is below its otherwise applicable resident cap. However, we note that if the hospital's fiscal year end in this example was September 30, a program accredited in October 2001 and begun on July 1, 2002, would be in operation during the hospital's cost reporting period ending on September 30, 2002,

and the hospital could not receive an increase to its resident level for its cost reporting period ending September 30, 2002, to include the total number of accredited resident positions in the new surgery program. If the new program was accredited for a range of residents (for example, a hospital receives accreditation to train 6 to 8 residents in a new internal medicine program), we proposed that the hospital may request that its resident level for its most recent cost reporting period ending on or before September 30, 2002 be adjusted to reflect the maximum number of accredited positions (which, in this example, would be 8 internal medicine residents). We also proposed that at the time the hospital makes the timely request to have its resident level adjusted to include the number of accredited resident positions, the new program need not be training the full complement of residents for which the program was accredited. (Proposed redesignated § 413.79(c)(3)(A)(3)(ii)). In addition, if more than one hospital was approved as a training site for the residents in the newly accredited program (that is, more than one hospital sponsors the program or there are other participating institutions that serve as training sites for the residents in the program), we proposed that the adjustment to a requesting hospital's reference resident level would reflect the appropriate portions of the FTE residents in the new program that would be training at that hospital.

Similarly, if, in addition to having accreditation for a new program, a hospital has an expansion of an existing program that is not reflected on the most recent settled cost report, that hospital may submit a timely request that its resident level for the cost reporting period that includes July 1, 2003, be adjusted to include the number of resident positions for which a new program was accredited. We proposed that a hospital whose reference period is the one that includes July 1, 2003, may only request that its reference resident level be adjusted to include the accredited number of residents for a new program if, in accordance with section 1886(h)(7)(A)(ii)(III) of the Act, the new program was approved by the appropriate accrediting body before January 1, 2002, but was not in operation during the cost reporting period that includes July 1, 2003. This proposal was based on our interpretation of the statutory language, which states that "the Secretary shall adjust the reference resident level specified under subclause (I) or (II) to include the number of residents that

were approved \* \* \* for a medical residency program \* \* \* but which was not in operation during the cost reporting period used under subclause (I) or (II) \* \* \*" (emphasis added). Because the statute provides for an adjustment to the reference resident level "specified under subclause I or II," as mentioned above, for hospitals that request an adjustment under section 1886(h)(7)(A)(ii)(III) of the Act, we proposed to identify the applicable reference period as we otherwise would under section 1886(h)(7)(A)(ii)(I) and (II) of the Act. That is, we proposed to use the hospital's most recent cost reporting period ending on or before September 30, 2002, as the reference cost reporting period, unless the hospital submits a timely request to use the cost reporting period that includes July 1, 2003, due to an expansion of an existing program that is not reflected on the cost recent settled cost report. We also noted that, as mentioned above, subclause (III) requires that the program be accredited before January 1, 2002, but not be in operation during the hospital's reference cost reporting period, or in this case, the period that includes July 1, 2003. This means that, in order for the hospital to receive an adjustment to its reference resident level under section 1886(h)(7)(A)(ii)(III) of the Act for the cost reporting period that includes July 1, 2003, the new program also cannot be in operation in the cost reporting period that includes July 1, 2003. Thus, while we believe it is possible for a hospital to qualify for this adjustment because the hospital started a new program that is not reflected on its most recent cost reporting period ending on or before September 30, 2002, we believe that few, if any, hospitals will qualify for this adjustment for a new program that was not in operation in the cost report that includes July 1, 2003, because it is unlikely that a program would receive its accreditation prior to January 1, 2002, and still not be in operation by July 1, 2003.

*Comment:* Several commenters believed that the proposed "new program" exception as outlined in the proposed rule and the recently issued One-Time Notification (Change Request 3247, Transmittal 87, issued on May 26, 2004) is too restrictive. Under the proposal, a hospital's resident count can only be increased if no residents from the newly approved program were training during the relevant cost reporting period. One commenter gave an example that if a new residency program "was accredited on January 1, 2001 and began training residents on July 1, 2001, and the hospital's relevant

cost reporting year for implementing section 422 was July 1, 2001 to June 30, 2002, that year would likely reflect only residents being trained in the first program year [of the new program.] If the hospital's FTE resident count is below its resident FTE cap for that year \* \* \* it is at risk of having its cap reduced even though it has committed to training the residents in that program and was intending to use its 'cap space' for that program." The commenter asserted that such a result is contrary to the intent of Congress and that the proposed rule should be modified in its final version to allow new residency programs to grow to their full complement.

**Response:** Under section 1886(h)(7)(ii)(III) of the Act, as added by section 422(a)(3) of Public Law 108-173, a hospital may request that its reference resident level be adjusted to include residents in certain newly approved programs. Specifically, if a hospital's new program was accredited by the appropriate accrediting body (that is, the ACGME or the AOA) or approved by the American Board of Medical Specialties (ABMS) before January 1, 2002, but was *not in operation* during the hospital's reference period, the hospital may submit a timely request that we adjust the reference resident level to include the number of residents for which a new program was accredited at a hospital(s). While we sympathize with the commenters' points, we have interpreted "not in operation" to mean that the hospital was not training residents in that program during its reference cost reporting period. As such, a residency program that was accredited before January 1, 2002, and was training any residents during the hospital's reference cost reporting period would not be eligible to make a timely request that its resident level for its reference period be adjusted to reflect the number of accredited slots for which that new medical residency training program was approved.

We are, however, sympathetic to the commenters' point that hospitals with new residency programs that were in operation during the reference period may not be able to grow to their full complement of residents if their FTE resident cap is reduced if their reference FTE resident count is below their reference FTE resident cap. However, such a hospital may apply for additional FTE resident slots under section 1886(h)(7)(B) of the Act in an attempt to adjust its cap to allow for payment for the additional slots in the new program. In this final rule, as discussed under section IV.O.2.m. of this preamble, we are adding an evaluation criterion to

address the situation where a hospital's FTE resident cap was reduced under section 1886(h)(7)(A)(i) of the Act and the hospital had started a new residency program (accredited before January 1, 2002) that was in operation during the reference period but had not yet reached a full complement and the hospital has requested additional slots to allow the new program to train residents in FTE positions that were not included in the reference resident period. For the purposes of this criterion, we are defining a new program as a program that has been in operation (training residents) for three or fewer years in the reference period. In addition, the hospital must not qualify for adjustment to its reference FTE resident count under section 1886(h)(7)(ii)(III) of the Act and the hospital's FTE resident cap must have been reduced under section 1886(h)(7)(A)(i) of the Act.

**Comment:** One commenter described a situation where a hospital took over permanent sponsorship and training of residents in a program from another hospital that was experiencing financial difficulties. The hospital became the sponsor of and received accreditation for 16 residents in the program by November 2002, while continuing to train the remnant of residents that transferred from the other hospital. The hospital began training its own residents in the program on July 1, 2003, and planned to grow the program to its full complement of 16 residents by July 1, 2005. The commenter requested that, due to the circumstances surrounding the program which experienced a temporary drop in enrollment due to another hospital's financial difficulties, the hospital be permitted to adjust its reference resident level on its cost report that includes July 1, 2003 to reflect the full 16 accredited slots, rather than the 10 actual FTEs that were training in that cost reporting period.

**Response:** As with many situations brought to our attention by commenters, we are sympathetic to this commenter's concerns, but we note that the language at section 1886(h)(7)(ii)(III) of the Act precludes us from granting the commenter's request. Specifically, under section 1886(h)(7)(ii)(III) of the Act, a hospital may request that its reference resident level be adjusted to include residents in certain newly approved programs if the new program was accredited by the appropriate accrediting body before January 1, 2002, was not in operation during the hospital's reference period, and the hospital submits a timely request that we adjust the reference resident level to include the number of residents for which a new program was accredited at

the hospital. Therefore, the commenter's hospital would not qualify to have the resident level on its cost report that includes July 1, 2003 adjusted to reflect residents in its new program for two reasons: first, its program received accreditation after January 1, 2002, not before January 1, 2002 as the statute specifies; second, the program was in operation during the hospital's reference cost reporting period (that is, the cost report that includes July 1, 2003). In order for the hospital to receive an adjustment to its reference resident level under section 1886(h)(7)(A)(ii)(III) of the Act for the cost reporting period that includes July 1, 2003, the new program also cannot be in operation in the cost reporting period that includes July 1, 2003.

#### (5) Affiliations

Section 1886(h)(7)(A)(iii) of the Act, as added by section 422(a)(3) of Public Law 108-173, directs the Secretary to consider whether a hospital is a member of a Medicare GME affiliated group (as defined under § 413.86(b)) as of July 1, 2003, in determining whether a hospital's FTE resident cap should be reduced. As described above, some hospitals that have reduced their resident levels below their FTE resident caps may have affiliated with other hospitals that would otherwise exceed their FTE resident caps. Thus, while some hospitals were below their FTE resident caps prior to entering into a Medicare GME affiliation agreement, upon affiliating, their FTE resident caps were temporarily reduced because some or all of their excess FTE slots were temporarily added to the FTE caps of other hospitals as part of the affiliation agreement. Under the Medicare GME affiliation agreement, these otherwise "excess" FTE slots have been transferred for use by other hospitals, and, therefore, CMS would take into account the revised caps under the affiliation agreement for both the hospital that would otherwise be below its FTE resident cap and the revised caps of the other hospital(s) that are part of an affiliated group. In determining whether hospitals' FTE resident caps should be reduced under section 1886(h)(7)(A)(i) of the Act, section 1886(h)(7)(A)(iii) of the Act directs CMS to consider hospitals "which are members of the same affiliated group . . . as of July 1, 2003." In the May 18, 2004 proposed rule (69 FR 28297), we proposed that hospitals that are affiliated "as of July 1, 2003" means hospitals that have in effect a Medicare GME affiliation agreement, as defined in existing § 413.86(b), for the program year July 1, 2003 through June 30, 2004,

and have submitted a Medicare GME affiliation agreement by July 1, 2003 to their fiscal intermediaries with a copy to CMS. These hospitals may have already been affiliated prior to July 1, 2003, or may have affiliated for the first time on July 1, 2003. In either case, in determining possible reductions to a hospital's FTE resident cap, we proposed to use a hospital's cap as revised by the July 1, 2003 Medicare GME affiliation agreement. We believe this interpretation is consistent with the intent of section 1886(h)(7)(A)(iii) of the Act, as added by section 422(a)(3) of Public Law 108-173, in that a hospital's FTE resident cap should not be reduced if some or all of its excess resident slots have been transferred for use by hospitals with which it is affiliated (that is, the hospital is training at least as many FTE residents as are in its "affiliated" FTE resident cap).

Although hospitals in an affiliated group base the FTE cap adjustments on an aggregate FTE resident cap, we proposed that we would determine whether a hospital's FTE resident cap should be reduced on a hospital-specific basis. Section 1886(h)(7)(A)(iii) of the Act states that "the provisions of *clause (i)* shall be applied to hospitals which are members of the same affiliated group \* \* \*" (emphasis added). Clause (i) of section 1886(h)(7)(A) of the Act, as described above, requires the reduction of hospitals' FTE resident caps under certain circumstances, based on the otherwise applicable FTE resident cap and the resident level in the applicable reference period, as described above (which would be either a hospital's most recent cost reporting period ending on or before September 30, 2002, or the cost reporting period that includes July 1, 2003). We proposed to interpret this reference to clause (i) to mean that the Secretary is to use a hospital's July 1, 2003 "affiliated" FTE resident cap as the otherwise applicable FTE resident cap when determining a possible reduction to the FTE resident cap. In other words, if a hospital is affiliated as of July 1, 2003, we proposed to superimpose the "affiliated" FTE resident cap onto the hospital's reference cost reporting period.

Specifically, as we stated under section IV.O.2.f.(1) of this preamble, consistent with section 1886(h)(7)(A)(ii)(I) of the Act, to determine possible reductions to a hospital's FTE resident cap, we proposed that we would use a hospital's most recent cost reporting period ending on or before September 30, 2002. If a hospital is part of a Medicare affiliated group for the program year beginning July 1, 2003, we are proposing to compare the hospital's July 1, 2003 "affiliated" FTE resident cap to its resident level on the most recent cost report ending on or before September 30, 2002. If the hospital's resident level from its most recent cost report ending on or before September 30, 2002, is below its July 1, 2003 "affiliated" FTE resident cap, we are proposing to permanently reduce the hospital's FTE resident cap, that is, the hospital's FTE resident cap without the temporary adjustment under the July 1, 2003 affiliation agreement, by 75 percent of the difference between the hospital's resident level and the July 1, 2003 "affiliated" FTE resident cap.

Alternatively, as stated above under section IV.O.2.f.(2) of this preamble, consistent with section 1886(h)(7)(A)(ii)(II) of the Act, a hospital may submit a timely request to CMS that its cost report that includes July 1, 2003, be used as the reference period to determine possible FTE resident cap reductions because of an expansion of an existing program that is not reflected on the hospital's most recent settled cost report. If a hospital is affiliated for the program year beginning July 1, 2003, and we grant the hospital's timely request to use the cost reporting period that includes July 1, 2003, because its expansion of an existing program(s) is not reflected on the most recent settled cost report, we proposed to compare the hospital's July 1, 2003 "affiliated" FTE resident cap to its resident level on the cost report that includes July 1, 2003. If the hospital's resident level from its cost report that includes July 1, 2003 is below its July 1, 2003 "affiliated" FTE resident cap, we proposed to permanently reduce the hospital's FTE resident cap, that is, the hospital's FTE

resident cap without the temporary adjustment under the July 1, 2003 affiliation agreement, by 75 percent of the difference between the hospital's resident level and the July 1, 2003 "affiliated" FTE resident cap.

For example, Hospital A's most recent cost report ending on or before September 30, 2002 is FYE December 31, 2001. Hospital A has a direct GME FTE resident cap (unadjusted for an affiliation) of 100, and an IME FTE resident cap (unadjusted for an affiliation) of 90. Hospital A did not have an expansion of an existing program that was not reflected on its most recent settled cost report, and therefore, its FYE December 31, 2001 cost report is being used as the reference period for purposes of determining a possible reduction to its FTE resident caps. Hospital A's unweighted direct GME count of allopathic and osteopathic FTE residents on its December 31, 2001 cost report is 60. Hospital A's IME count of allopathic and osteopathic FTE residents on its December 31, 2001 cost report is 55.

Hospital B, with a FYE of September 30, expanded an existing program, and that expansion is not reflected on its most recent settled cost report. Hospital B has submitted, and we have granted, a timely request that its cost report that includes July 1, 2003 (that is, its FYE September 30, 2003 cost report) be used for purposes of determining a possible reduction to its FTE resident caps. Hospital B has a direct GME FTE resident cap (unadjusted for an affiliation) of 100, and an IME FTE resident cap (unadjusted for an affiliation) of 95. Hospital B's direct GME unweighted count of allopathic and osteopathic FTE residents on its September 30, 2003 cost report is 120, and its IME count of allopathic and osteopathic FTE residents for the same period is 110.

On July 1, 2003, Hospital A and Hospital B entered into a Medicare GME affiliation agreement. Under the affiliation agreement, the hospitals' FTE resident caps are revised as follows:

Affiliation Year July 1, 2003 through June 30, 2004				
	Direct GME FTE Resident Cap	Direct GME Affiliated Cap	IME FTE Resident Cap	IME Affiliated Cap
Hospital A	100	60	90	55
Hospital B	100	140	95	130

To apply section 1886(h)(7)(A)(i) of the Act, Hospital A's affiliated FTE resident caps as of July 1, 2003, are compared to its direct GME and IME allopathic and osteopathic

FTE resident counts from its FYE December 31, 2001 cost report, and Hospital B's affiliated FTE resident caps as of July 1, 2003, are compared to its direct GME and IME

allopathic and osteopathic FTE resident counts from its FYE September 30, 2003 cost report, as follows:

	Affiliated Direct GME Cap	Unweighted Allopathic and Osteopathic FTE Count	Unweighted count below affiliated cap?	If yes, reduce <u>actual</u> FTE resident cap by 75 percent of difference between affiliated cap and unweighted count
Hospital A	60	60 (from FYE 12/31/01)	No	--
Hospital B	140	120 (from FYE 9/30/03)	Yes	$100 - [.75(140-120)] = 85$

	Affiliated IME Cap	Allopathic and Osteopathic FTE Count	Count below affiliated cap?	If yes, reduce <u>actual</u> FTE resident cap by 75 percent of difference between affiliated cap and count
Hospital A	55	55 (from FYE 12/31/01)	No	--
Hospital B	130	110 (from FYE 9/30/03)	Yes	$95 - [.75(130-110)] = 80$

Effective for portions of cost reporting periods beginning on or after July 1, 2005, Hospital A's FTE resident caps for direct GME and IME will remain at 100 and 90, respectively, while Hospital B's FTE resident caps for direct GME and IME will be reduced to 85 and 80, respectively.

We also noted that there are hospitals that may have been members of a Medicare GME affiliated group in program years that coincide with or overlap the reference cost reporting periods, but these hospitals were not affiliated as of July 1, 2003. As such, they are not subject to the May 18, 2004 proposed policy described above applicable to section 1886(h)(7)(A)(iii) of the Act, as added by section 422(a)(3). For these hospitals, we proposed to compare the resident level in the applicable reference period to the FTE resident cap as adjusted by the

affiliation agreement applicable to that reference period. If a hospital's resident level is below its otherwise applicable FTE resident cap for that reference period cost report, we proposed to permanently reduce the hospital's FTE resident cap, that is, the hospital's FTE resident cap without the temporary adjustment under the affiliation agreement for that period, by 75 percent of the difference between the hospital's resident level and the otherwise applicable FTE resident cap. (Proposed redesignated § 413.79(c)(3)(iv)(B)). For example, assume a hospital with a June 30 fiscal year end affiliated for one program year from July 1, 2001, through June 30, 2002. On its June 30, 2002 cost report (that is, its most recent cost report ending on or before September 30, 2002), its FTE resident cap is 20, its cap as revised by the affiliation agreement is 25, and its resident level is 21 FTEs.

Because this hospital's resident level of 21 is below its otherwise applicable FTE resident cap of 25, the hospital's FTE resident cap of 20 will be reduced as follows:  $20 - [.75(25 - 21)] = 17$ . We proposed to apply the same methodology described above in the event that the reference period is a hospital's cost report that includes July 1, 2003 (that is, for a hospital that had an expansion of a program that is not reflected on its most recent settled cost report and that made a timely request to use the period that includes July 1, 2003), if that hospital is not affiliated as of July 1, 2003, but its cost report that includes July 1, 2003 overlaps with a program year for which the hospital was affiliated. In other words, section 1886(h)(7)(A)(i) of the Act will be applied by comparing a hospital's reference resident level to the otherwise applicable FTE resident cap, as adjusted

for any affiliation agreement for the reference period.

*Comment:* Some commenters acknowledged the challenges that CMS faced in implementing section 422, particularly section 1886(h)(7)(A)(iii) of the Act related to hospitals that are members of a Medicare GME affiliated group "as of July 1, 2003," and commended CMS for its work on proposals related to this provision. However, those commenters, along with many others, expressed concern about the proposed policy related to hospitals that were affiliated as of July 1, 2003, and asked that our final policy concerning possible FTE resident cap reductions for these hospitals be amended substantially.

Generally, the comments concerning Medicare GME affiliation agreements fell into the following four categories:

(1) Hospitals that are affiliated for the academic year beginning July 1, 2003 should have their applicable FTE resident cap for the period including July 1, 2003 compared to their applicable resident level for the period including July 1, 2003. The commenters expressed great concern regarding the proposed methodology whereby a hospital's "affiliated" FTE resident cap for the period July 1, 2003 to June 30, 2004 would be compared to the hospital resident FTE counts corresponding to a different (in some cases, not even overlapping) period for purposes of section 422. Although the commenters recognized that, in proposing this methodology, CMS was attempting to reconcile and give meaning to seemingly inconsistent provisions within section 422, they strongly believed that teaching hospitals should be provided with, and that CMS has the authority to provide, the "most straightforward" option. They stated that it would not "make sense" to reduce the FTE resident cap of a hospital based on a comparison of its cap in an affiliation agreement that was from a period different than its reference cost reporting period. Therefore, most commenters generally recommended that each hospital's specific July 1, 2003 "affiliated" FTE resident cap should be compared to its FTE resident count for the July 1, 2003 through June 30, 2004 academic year, while one commenter recommended that CMS allow each hospital to elect whether to have its specific July 1, 2003 "affiliated" FTE resident cap compared to its FTE resident count for the period July 1, 2003 to June 30, 2004, for purposes of determining if and by how much the hospital's FTE resident caps would be reduced.

(2) *Hospitals that are affiliated for the academic year beginning July 1, 2003 should be permitted to compare their FTE resident caps from their modified, final submitted Medicare GME affiliation agreements for the academic year beginning July 1, 2003 and ending June 30, 2004 to their applicable resident level for the cost reporting period including July 1, 2003.* The commenters noted that the existing regulations allow hospitals to modify their affiliation agreements by June 30 of a particular academic year to reflect the realities of the time spent in various training rotations in the event that the planned number of FTEs trained at each hospital, as specified in the affiliation agreement submitted to the fiscal intermediary by July 1 of that year, differs from the actual training rotations that occurred during the year. The commenters stressed that, for purposes of the "redistribution of unused resident slots", it is also important to allow affiliated hospitals to modify their arrangements to reflect the actual distribution of the member hospitals' FTE residents and their aggregate FTE resident cap; and the use of final, possibly modified affiliated FTE caps could avert unintended adverse consequences.

(3) *Hospitals that are affiliated for the academic year beginning July 1, 2003 should be given the opportunity after the final rule is published to amend the affiliation agreement that was in place as of June 30, 2004.* The commenters asked that CMS grant hospitals that were affiliated for the academic year beginning July 1, 2003, the option to modify those affiliations after publication of the final rule to account for "unintended consequences," since the deadline of June 30, 2004 for potential amendments to the July 1, 2003 agreements occurred during the comment period for the FY 2005 IPPS proposed rule, and there was still much uncertainty regarding how the agreements would be accounted for under section 422. The commenters stated that they should be granted this option because, when hospitals elected to join an affiliated group as of July 1, 2003, the hospitals "had no way of knowing that this election would have implications for potential reductions to their hospital-specific resident FTE caps."

(4) *Hospitals that are affiliated for the academic year beginning July 1, 2003 and that are at or above the aggregate cap should be treated as a group and should not lose any resident positions under section 422.* Several commenters argued that the presence of the language at section 1886(h)(7)(A)(iii) of the Act

concerning hospitals that are "members of the same affiliated group \* \* \* as of July 1, 2003" implies that Congress was giving special consideration to hospitals that had elected to join an affiliated group for Medicare purposes, and that the initial FTE resident cap and count comparison under section 1886(h)(7)(A)(i) of the Act should first be conducted at the affiliated group level. The commenters urged CMS to ensure that a determination that finds the aggregate count of the hospitals in the affiliation to be higher than the aggregate cap should "automatically and without question" exempt all hospitals within the group from any reduction in hospital-specific caps. Some commenters suggested that this interpretation is consistent with CMS' current policy on affiliated groups for payment purposes when the group as a whole is under the aggregate cap. Some commenters also added that in the case where the groups aggregate FTE count is below the corresponding affiliated aggregate FTE cap, CMS should use a hospital-specific comparison to determine which hospitals in the group should have their FTE resident caps reduced. Another commenter recommended that CMS should aggregate the excess FTE resident slots for the entire affiliated group, and any reduction should be prorated among all hospitals in the affiliated group.

*Response:* We have given a considerable amount of thought to each comment received regarding our proposed policy on hospitals that are part of a Medicare GME affiliation group for the academic year beginning July 1, 2003. In addition, during the comment period for the proposed rule, we listened to many questions and concerns raised as a result of the issuance of the OTN, which included a deadline of June 14, 2004 for all hospitals, whether affiliated or not, to submit a timely request to the fiscal intermediary if a hospital wanted its cost report that includes July 1, 2003 to be used for purposes of determining possible reductions to its FTE resident caps. We acknowledge that the proposal concerning affiliated groups presented certain difficulties, particularly in light of the June 14, 2004 deadline. To mitigate those concerns, we issued a notice on June 15, 2004 on the CMS Web site [Notice on "Redistribution of Unused Resident Positions, <http://www.cms.hhs.gov/providers/hipps/resident.aspl>," which stated, "If, in response to comments, we finalize any policy with respect to application of section 1886(h)(7)(A) of the Act that differs from a policy described in the

OTNs and the proposed IPPS rule, we will provide another limited opportunity after publication of the final rule for affected hospitals to make or withdraw a timely request under section 1886(h)(7)(A)(ii) of the Act."

Before stating our final policy, we would first like to explain our reasoning behind the proposal concerning affiliated groups relating to section 1886(h)(7)(A)(iii) of the Act. As is the case with any statutory language, the assumption must be that the Congress included this specific language at section 1886(h)(7)(A)(iii) of the Act to direct or grant the authority for the Secretary to take (or not take) certain action concerning affiliated groups that would not otherwise have been taken (or not taken) in the absence of that language. However, sections 1886(h)(7)(A)(i) and (C)(ii) of the Act already accounted for the application of aggregate caps in instances where hospitals might have been affiliated during their reference cost reporting periods by defining "otherwise applicable resident limit" to include adjustments to FTE caps resulting from a hospital's participation in a Medicare GME affiliated group. As a result, we do not believe there is a "most straightforward" interpretation, as the commenter suggested, to the language at section 1886(h)(7)(A)(iii) of the Act concerning affiliations. We believed (and continue to believe) that this language was meant to "protect" hospitals that were affiliated "as of July 1, 2003" in some way. However, we realized that, whatever proposal we chose, some hospitals would benefit while other hospitals would not. We struggled (and have continued to struggle) to interpret the language in a meaningful manner. We ultimately proposed to interpret section 1886(h)(7)(A)(iii) of the Act to mean that, for hospitals that were affiliated "as of July 1, 2003," we would superimpose the "affiliated" FTE resident caps "as of July 1, 2003" onto the hospitals' reference cost reporting periods. Thus, we proposed that, if a hospital is part of a Medicare GME affiliated group for the program year beginning July 1, 2003, we would compare the hospital's July 1, 2003 "affiliated" FTE resident cap to its resident level on the most recent cost report ending on or before September 30, 2002. Similarly, for a hospital that submitted a timely request to use the cost reporting period that includes July 1, 2003, as its reference cost report, we would compare the hospital's July 1, 2003 "affiliated" FTE resident cap to its

resident level on the cost report that includes July 1, 2003.

Since publication of proposed rule, after reviewing all of the comments, we have revisited the proposal and have considered alternative interpretations of section 1886(h)(7)(A)(iii) of the Act. We believe we are adopting an interpretation of the statute that is both consistent with the statute and addresses the commenters' concerns. First, we are convinced by the commenters' argument that the presence of the language at section 1886(h)(7)(A)(iii) of the Act concerning hospitals that are "members of the same affiliated group \* \* \* as of July 1, 2003" (emphasis added), means that the Secretary should treat those hospitals, and only those hospitals, that are affiliated for the academic year beginning July 1, 2003 as a group for purposes of determining possible FTE resident cap reductions. That is, for hospitals that are affiliated "as of July 1, 2003," the comparison under section 1886(h)(7)(A)(i) of the Act between the FTE resident cap and count should first be conducted at the affiliated group level, and if the hospitals' aggregate FTE resident counts are equal to or exceed the hospitals' aggregate affiliated FTE resident caps for direct GME and IME respectively, then no reductions would be made to any of the individual hospitals' FTE resident caps (that is, the hospitals' FTE resident caps without the temporary adjustment under the July 1, 2003 affiliation agreement), even if, when considered on a hospital-specific basis, one or more of the member hospitals FTE caps would otherwise have been reduced under section 1886(h)(7)(A)(i) of the Act. As we will explain further below, we are also interpreting "as of July 1, 2003" to mean that the determination as to whether the aggregate affiliated FTE resident cap exceeds the aggregate FTE resident count is made using the sum of the hospital-specific FTE resident caps and the sum of the hospital-specific FTE resident counts from each affiliated group-member hospital's cost report that includes July 1, 2003. We also believe that if hospitals that are "members of the same affiliated group \* \* \* as of July 1, 2003" are to be treated as a group in instances where the FTE resident counts of the group as a whole equal or exceed the aggregate affiliated FTE resident cap, then it is also appropriate that these hospitals should be treated as a group in instances where the FTE resident counts of the group as a whole are below the aggregate affiliated FTE resident cap. Section 1886(h)(7)(A)(iii) of the Act states that "the provisions of

clause (i) shall be applied to hospitals which are members of the same affiliated group \* \* \*" (emphasis added). Clause (i) of section 1886(h)(7)(A) of the Act, as described above, requires the reduction of hospitals' FTE resident caps under certain circumstances, based on the otherwise applicable FTE resident cap and the resident level in the applicable reference period. In this final rule, we are interpreting the reference in section 1886(h)(7)(A)(iii) of the Act to clause (i) to mean that, where the aggregate FTE resident counts of the affiliated group as a whole are below the aggregate affiliated FTE resident cap, the Secretary is to use a hospital's cost reporting period that includes July 1, 2003 as the reference period to determine possible reductions to the FTE resident caps. This would apply even when the hospital did not submit a timely request to use the cost report that includes July 1, 2003 (that is, regardless of whether there was an expansion of an existing program that was not reflected on an affiliated hospital's most recent settled cost report). Using FTE information from each hospital's cost report that includes July 1, 2003, we will determine the extent to which any hospitals in the affiliated group trained a number of FTE residents in excess of their individual "affiliated" FTE resident caps. Any hospital in the affiliated group that trained a number of FTE residents in excess of its individual "affiliated" FTE resident caps, would not have its FTE resident caps reduced. However, any hospital in the affiliated group that trained fewer FTE residents than its individual "affiliated" FTE resident caps would have its FTE resident caps reduced, and the aggregate reduction will be shared pro rata among the hospitals whose FTE counts were below their "affiliated" FTE caps during their cost report that includes July 1, 2003. Accordingly, we envision that the fiscal intermediaries will determine possible FTE resident cap reductions to hospitals that are affiliated for the academic year beginning July 1, 2003 in the following manner:

First, the fiscal intermediaries will identify those hospitals that are affiliated "as of July 1, 2003," which as we proposed, means hospitals that have in effect a Medicare GME affiliation agreement, as defined in existing § 413.86(b), for the program year July 1, 2003 through June 30, 2004, and have submitted a Medicare GME affiliation agreement by July 1, 2003 to their fiscal intermediaries with a copy to CMS. Consistent with existing regulations

regarding affiliated groups (63 FR 26338 May 12, 1998), since a hospital could have an agreement with one hospital for a particular program and another hospital for a different program, the affiliated group for aggregate cap purposes includes the original two hospitals that have an agreement and every hospital that has an agreement with any of those hospitals. Then, for direct GME and IME respectively, the fiscal intermediaries will identify the "1996" FTE resident cap (adjusted for new programs, if applicable), and the unweighted allopathic and osteopathic FTE resident count from each hospital that is part of that affiliated group, from each hospital's cost report that includes July 1, 2003. (Note that since the 1996 cap and FTE count information from the cost report that includes July 1, 2003 is being used for purposes of section 422, the caps as amended on the July 1, 2003 affiliation agreement are irrelevant. The only purpose for the July 1, 2003 affiliation agreement is to identify those hospitals that are affiliated "as of July 1, 2003"). In many cases, the hospitals in the affiliated group will not all have the same fiscal year end. Therefore, for example, for a hospital with a FYE of June 30, the fiscal intermediary will identify the FTE resident cap (that is, the "1996" cap, as adjusted for new programs, if applicable) and the unweighted allopathic and osteopathic FTE resident count from the hospital's FYE June 30, 2004 cost report. For a hospital with a FYE of December 31, the fiscal intermediary will identify the FTE resident cap (that is, the "1996" cap, as adjusted for new programs, if applicable) and the unweighted allopathic and osteopathic FTE resident count from the hospital's FYE December 31, 2003 cost report. Next, the fiscal intermediary will add those FTE resident caps from those cost reports to determine the aggregate "affiliated" cap. The fiscal intermediary will also add the FTE resident counts for IME and direct GME respectively from those cost reports to determine the aggregate count. If the aggregate FTE resident counts are equal to or exceed the aggregate FTE resident caps, then no reductions would be made under section 1886(h)(7)(A)(i)(I) of the Act to the FTE resident caps of any of those hospitals in the affiliated group. Each hospital's "1996" FTE resident cap would not be reduced effective July 1, 2005, even if on a hospital-specific basis, a hospital had trained fewer

residents in its cost report that includes July 1, 2003 than its adjusted "affiliated" cap. As stated above for hospitals affiliated as of July 1, 2003, where the number of residents trained by those affiliated hospitals equals or exceeds their aggregated "1996" FTE resident caps, no reductions under section 1886(h)(7)(A)(i) of the Act would be required. However, where the aggregate FTE resident counts are below the aggregate FTE resident caps, a reduction to a hospital's FTE resident cap would be necessary. In these cases, for each hospital, the fiscal intermediary will determine the following FTE information from the cost report that includes July 1, 2003:

(1) The "1996" FTE resident cap (as adjusted by new programs, if applicable)—For IME from worksheet E, Part A of the Medicare cost report, the sum of lines 3.04 and 3.05. For direct GME from worksheet E-3, Part IV of the Medicare cost report, the sum of lines 3.01 and 3.02.

(2) The "affiliated" FTE resident cap—For IME, line 3.07. For direct GME, line 3.04.

(3) The total number of allopathic and osteopathic FTE residents—For IME, line 3.08. For direct GME, line 3.05.

(4) The difference between the aggregate "affiliated" FTE resident cap and the total FTE resident counts for all of the affiliated hospitals—For IME,  $\Sigma$  line 3.08 minus  $\Sigma$  (lines 3.04 + 3.05). For direct GME,  $\Sigma$  line 3.05 minus  $\Sigma$  (lines 3.01 + 3.02).

(5) For IME, for those hospitals whose FTE resident count from line 3.08 is greater than the "affiliated" FTE resident cap on line 3.07, indicate "zero." For direct GME, for those hospitals whose FTE resident count from line 3.05 is greater than the "affiliated" FTE resident cap on line 3.04, indicate "zero." For IME, for those hospitals whose FTE resident count from line 3.08 is less than the "affiliated" FTE resident cap on line 3.07, determine the difference between the hospital's "affiliated" FTE resident cap and the hospital's FTE resident count—line 3.08 minus line 3.07. For direct GME, for those hospitals whose FTE resident count from line 3.05 is less than the "affiliated" FTE resident cap on line 3.04, determine the difference between the hospital's "affiliated" FTE resident cap and the hospital's FTE resident count—line 3.05 minus line 3.04.

(6) For IME and direct GME separately, to determine the total amount by which the FTE resident counts are below the "affiliated" FTE resident caps, add the amounts determined under step 5 for each hospital that trained fewer residents than its "affiliated" FTE resident caps.

(7) For IME and direct GME separately, determine a pro rata cap reduction for each hospital by dividing the hospital-specific amount in step 5 by the total amount for all of those hospitals in step 6, and multiply by the amount in step 4. (that is, (step5/step6)  $\times$  step 4).

(8) For IME and direct GME separately, determine the actual cap reduction for each hospital by multiplying the pro rata cap reduction from step 8 by 0.75.

(9) For IME and direct GME separately, determine the reduced FTE resident cap for each hospital by subtracting the actual cap reduction from step 8 from the "1996" FTE resident cap from step 1. This is the hospital's FTE resident cap effective July 1, 2005.

The following is an example of how the reductions to the FTE resident caps will be determined where the FTE resident counts in the aggregate for hospitals that were affiliated as of July 1, 2003 are below the hospitals' FTE resident caps in the aggregate. (For ease of illustration, this example focuses on reductions to the IME caps only, but the methodology is the same for reductions to the direct GME caps):

Hospitals A, B, and C are affiliated for the academic year beginning July 1, 2003. Hospital C is also affiliated with Hospitals D and E for the academic year beginning July 1, 2003. Thus, the affiliated group for GME payment purposes, and for purposes of determining possible FTE cap reductions under 422 consists of Hospitals A, B, C, D, and E. Hospital A's and B's cost report that includes July 1, 2003 is their FYE June 30, 2004. Hospital C's and D's cost report that includes July 1, 2003 is their FYE December 31, 2003, and Hospital E's cost report that includes July 1, 2003 is its FYE September 30, 2003. Using steps 1 through 10 above, the reductions to the FTE resident caps of those hospitals in the affiliated group who trained residents below their "affiliated" FTE resident caps are determined in the table below.



Hospital	1996 FTE Caps (step 1)	"Affiliated" FTE Cap (step 2)	FTE Count (step 3)	Difference between FTE Count and "affiliated" Cap (step 5)	Pro rata reduction (step 7)	Actual Cap Reduction (step 8)	Final FTE Cap (step 9)
A	95	115	125	0	0	0	95
B	80	100	125	0	0	0	80
C	120	10	10	0	0	0	120
D	115	90	75	-15	-8	-6	109
E	10	125	65	-60	-32	-24	6
<b>Totals</b>	<b>440</b>	<b>440</b>	<b>400</b>	<b>-75</b>	<b>-40</b>	<b>-30</b>	<b>410</b>
		step 4	→ -40	step 6			

Hospitals A, B, and C trained residents either equal to or in excess of their "affiliated" FTE resident caps (as determined under step 5), and therefore, no reduction is made to their "1996" FTE resident cap (step 9). However, Hospital D's FTE resident count of 75 was 15 less than its "affiliated" FTE resident cap of 90, and Hospital E's FTE resident count of 65 was 60 less than its "affiliated" FTE resident cap of 125 (as determined under step 5). Under this methodology, the fact that Hospitals A and B exceeded their respective "affiliated" FTE resident caps minimizes the reductions to Hospital D's and E's "1996" FTE resident caps through the calculation of a pro rata reduction under step 7. (Hospital C's "affiliated" FTE resident cap equaled its FTE resident count). Thus, under step 8, the actual cap reduction of 6 FTEs for Hospital D is determined by taking 75 percent of 8 (rather than 75 percent of 15), and the actual cap reduction of 24 FTEs for Hospital E is determined by taking 75 percent of 32 (rather than 75 percent of 60). As a result, under step 9, Hospital D's final FTE resident cap effective on July 1, 2005 is determined to be 109 FTEs, and Hospital E's final FTE resident cap effective on July 1, 2005 is determined to be 6 FTEs. We note that the total final FTE resident cap effective July 1, 2005 is 410 FTEs (the total under step 9), which, mathematically, is the same as subtracting 400 (the total FTEs trained in the group) from 440 (the aggregate "1996" FTE resident caps), multiplying by 75 percent, and subtracting the result from the original aggregate cap of 440 (that is,  $440 - (0.75(440 - 400)) = 410$ ).

We also note that the reductions to Hospital D's and E's "1996" FTE resident caps were minimized only because Hospitals A and B exceeded their "affiliated" FTE resident caps. If

all hospitals in the affiliated group had trained residents below their "affiliated" FTE resident caps based on their cost reports that include July 1, 2003, then a pro rata reduction would not benefit these hospitals. The "1996" FTE resident caps of all of the hospitals in the affiliated group would be reduced by 75 percent of the difference between each hospital's "affiliated" FTE resident cap and FTE resident count.

We believe this final policy concerning hospitals that are affiliated "as of July 1, 2003" addresses the commenters' concerns in that it protects hospitals from any loss of slots if the aggregate counts equal to or exceed the "affiliated" FTE resident caps, and could limit the loss of slots in instances where the aggregate counts are below the "affiliated" FTE resident caps. We have also addressed the commenters' concerns in that, in instances where the aggregate count is below the "affiliated" FTE resident caps, it accounts for the final, modified affiliation agreements, since it uses the affiliated cap as reported on the cost report, and it also allows for a comparison of contemporaneous caps and counts. However, the commenters also requested that we provide an opportunity for hospitals that were affiliated "as of July 1, 2003" to modify their affiliation agreements after publication of the final rule, if the final policy is significantly different from the proposed policy. We do not believe it is appropriate to allow hospitals to modify their affiliation agreements after publication of the final rule. The only reason we allow hospitals to modify their agreements by June 30 of an academic year is to make the FTE counts of each hospital in the affiliation reflect the realities of the cross-training that occurred within that academic year. Thus, the decision as to whether or not an affiliation agreement should be

modified should be based solely on whether the FTE counts first projected in the affiliation agreement on July 1 of a year differ from the actual FTEs that trained at each hospital during the year. We do not believe it is appropriate to allow a modification of the affiliation agreement by a hospital in order to minimize the applicable reductions under section 1886(h)(7)(A)(i) of the Act.

*Comment:* One commenter described a situation where a hospital that is located in an other than large urban area is part of an affiliated group as of July 1, 2003 with a rural hospital that has less than 250 beds. The commenter stated that while the rural hospital is exempt from reductions to its FTE resident caps, the urban hospital could be "penalized" because of the slots acquired under the affiliation agreement with the rural hospital, if the urban hospital did not fill all of those slots in its reference cost reporting period. The commenter believed that Congress did not intend to discourage urban hospitals from affiliating with rural hospitals, and asked that CMS carve out any FTEs associated with the rural hospital from the urban hospital's FTE resident cap for purposes of determining the number of unused residency slots at the urban hospital.

*Response:* With the exception of rural hospitals with less than 250 beds as specified at section 1886(h)(7)(A)(i)(II) of the Act, we cannot exempt other hospitals outright from possible reductions to their FTE resident caps. However, as we stated in response to the previous comment concerning hospitals that were part of an affiliated group as of July 1, 2003, if the hospitals' aggregate FTE resident counts equal or exceed the aggregate "affiliated" FTE resident caps, then no reductions would be made to any of the hospitals' specific "1996" FTE resident caps, even if on an

individual basis, a hospital in the group was training fewer residents than its "affiliated" FTE resident cap. But if the aggregate FTE resident counts are below the aggregate "affiliated" FTE resident caps, then (except for rural hospitals with less than 250 beds), a hospital in the affiliated group that trained less FTE residents than its individual "affiliated" FTE resident cap would have its "1996" FTE resident cap reduced. Accordingly, the urban hospital described by the commenter would be subject to possible FTE resident cap reductions only if, for the hospital(s) with which it was affiliated as of July 1, 2003, the aggregate FTE resident counts were below the aggregate "affiliated" FTE resident caps and the urban hospital was also training fewer residents than its "affiliated" cap. However, since the rural hospital's FTE resident caps are protected from reductions under section 1886(h)(7)(A)(i)(II) of the Act, the urban hospital could continue to affiliate with the rural hospital on and after July 1, 2005, and, to the extent that the rural hospital has FTE slots available to "lend" to the urban hospital, the urban hospital could receive a temporary increase to its FTE resident caps via the affiliation agreement with the rural hospital. Therefore, although this urban hospital may lose slots under section 1886(h)(7)(A)(i) of the Act, it may be able to receive additional slots temporarily by affiliating with the rural hospital. In addition, the urban hospital may apply for a permanent increase to its FTE resident cap of up to 25 additional FTEs under section 1886(h)(7)(B) of the Act.

*Comment:* One commenter noted that under the proposed regulations at FR 69 28297 May 18, 2004 a hospital's reference resident level would be compared to the hospital's reference FTE resident cap as adjusted by Medicare GME affiliation agreements if the affiliation agreement is in effect as of July 1, 2003 or for program years that coincide with or overlap the reference cost reporting period. The commenter asked for clarification regarding a hospital that otherwise has an FTE resident cap of zero, but during its reference period, the hospital received a temporary increase to its FTE resident cap by participating in a Medicare GME affiliated group. The commenter stated that in its reference period, its resident level was below its FTE cap as adjusted by the affiliation agreement and asked if, as a result, CMS would reduce its FTE resident cap below zero.

*Response:* As we stated in the proposed rule FR 69 28299 May 18, 2004, hospitals that are participating in a Medicare GME affiliation agreement as

of July 1, 2003 or for program years that coincide with or overlap the reference cost reporting period are not subject to the proposed policy applicable to section 1886(h)(7)(iii) of the Act, as added by section 422(a)(3). For such hospitals, we will compare the resident level in the applicable reference period to the FTE resident cap as adjusted by the affiliation agreement applicable to that reference period. If a hospital's resident level is below its otherwise applicable FTE resident cap for that reference period cost report, we are proposing to permanently reduce the hospital's FTE resident cap, that is, the hospital's FTE resident cap without the temporary adjustment under the affiliation agreement for that period, by 75 percent of the difference between the hospital's resident level and the otherwise applicable FTE resident cap. However, a resident FTE cap would not be reduced below zero. That is, if the hospital's cap without adjustment under the affiliation agreement is zero, the hospital would not receive a reduction in their FTE resident cap if their reference resident count is below the reference affiliated resident FTE cap.

#### g. Criteria for Determining Hospitals That Will Receive Increases in Their FTE Resident Caps

Generally, under section 1886(h)(7) of the Act, as added by section 422(a)(3) of Public Law 108-173, CMS is to reduce by 75 percent the "unused" resident slots from hospitals that were below their FTE resident caps in a specific reference period, and "redistribute" the FTE slots for use by other hospitals. Under section 1886(h)(7)(B) of the Act, as added by section 422 of Public Law 108-173, the Secretary is authorized to increase the otherwise applicable FTE resident cap for each qualifying hospital that submits a timely application by a number that the Secretary may approve, for portions of cost reporting periods occurring on or after July 1, 2005. In implementing section 1886(h)(7)(B) of the Act, we note the difficulty in deciding which teaching hospitals are more "deserving" than others to receive the redistributed unused resident slots. Therefore, in the May 18, 2004 proposed rule (69 FR 28299), we proposed a decision making process that we believe was an objective process. In addition, we noted that section 422 does not provide detailed guidance to the Secretary for deciding which hospitals should receive the unused resident slots, but rather gives the Secretary discretion in making the choice of which hospitals should qualify.

Section 1886(h)(7)(B) of the Act, as added by section 422, does establish

certain parameters in the statutory language for hospitals to qualify to receive increases in their FTE resident caps. First, section 1886(h)(7)(B)(i) of the Act states that the aggregate number of increases in the otherwise applicable resident limits (caps) may not exceed the estimate of the aggregate reduction in the resident limits determined under section 1886(h)(7)(A) of the Act (as specified in section IV.O.2.e. of this preamble). Section 1886(h)(7)(B)(iv) of the Act states that in no case will any hospital receive an FTE cap increase of more than 25 FTE additional residency slots as a result of the redistribution. (Proposed redesignated § 413.79(c)(4)). In addition, section 1886(h)(7)(B)(ii) of the Act specifies that in determining which hospitals will receive the increases in their FTE resident caps, the Secretary is required to take into account the demonstrated likelihood that the hospital would be able to fill the position(s) within the first three cost reporting periods beginning on or after July 1, 2005.

In setting up an application process for hospitals to apply for the unused resident slots discussed in section IV.O.2.h. of this preamble, we had proposed to implement this "demonstrated likelihood" requirement as an eligibility criterion that a hospital must meet in order for CMS to further consider the hospital's application for an increase in its FTE resident cap. Thus, we had proposed that, in order to be eligible for consideration for an increase under section 1886(h)(7)(B) of the Act, a hospital must first demonstrate the likelihood that it will be able to fill the slots within the first three cost reporting periods beginning on or after July 1, 2005, by meeting at least one of the following four criteria and by providing documentation that it meets that criterion in its application for an increase in its FTE resident cap:

*Demonstrated Likelihood Criterion 1.* The applying hospital intends to use the additional FTEs to establish a new residency program(s) on or after July 1, 2005 (that is, a newly approved program that begins training residents on or after July 1, 2005).

The hospital must meet the requirements in provisions (1) and (2) below:

(1) In order to demonstrate that the hospital is, in fact, establishing a new residency program, the hospital must—

- Submit an application for approval of a new residency program to the ACGME or the AOA by December 1, 2004, and include a copy of that application with the application to CMS for an increase in its FTE resident cap; or

- Submit an application for approval of a new residency program to the ACGME or the AOA by December 1, 2004, and, if establishing an allopathic program, include a copy of the hospital's institutional review document or program information form concerning the new program with the application for the unused FTE resident slots; or

- Submit an application for approval of a new residency program to the ACGME or the AOA by December 1, 2004, and include written correspondence from the ACGME or AOA acknowledging receipt of the application for the new program, or other types of communication from the accrediting bodies concerning the new program approval process (such as notification of site visit).

(2) To demonstrate that the hospital will be likely to fill the slots requested, the hospital must comply with one of the following:

- If the hospital has other previously established programs, submit documentation that each of the hospital's existing residency programs had a resident fill rate of at least 95 percent in each of program years 2001 through 2003; or

- If the hospital has other previously established residency programs, submit copies of the cover page of the hospital's employment contracts with the residents who are or will be participating in the new residency program (resident specific information may be redacted); or

- If the hospital is establishing a new residency program in a particular specialty, submit documentation indicating that the specialty has a resident fill rate nationally, across all hospitals, of at least 95 percent.

*Demonstrated Likelihood Criterion 2.* The applying hospital intends to use the additional FTEs to expand an existing residency training program (that is, to increase the number of FTE resident slots in the program) on or after July 1, 2005, and before July 1, 2008.

The hospital must comply with the requirements in provisions (1) and (2) below:

(1) To demonstrate that the hospital intends to expand an existing program, the hospital must comply with one of the following:

- Document that the appropriate accrediting body (the ACGME or the AOA) has approved the hospital's expansion of the number of FTE residents in the program; or

- Document that the National Residency Match Program or the American Osteopathic Association Residency Match Program has accepted or will be accepting the hospital's

participation in the match for the existing program that will include additional resident slots in that residency training program; or

- If expanding an allopathic program, submit a copy of the hospital's institutional review document or program information form for the expansion of the existing residency training program.

(2) To demonstrate that the hospital will be likely to fill the slots of the expanded residency program, the hospital must comply with one of the following:

- Submit copies of the cover page of the hospital's employment contracts with the residents who are or will be participating in the expanded program (resident specific information may be redacted) and copies of the cover page of the hospital's employment contracts with the residents participating in the program prior to the expansion of the program.

- If the hospital has other previously established residency programs, submit documentation that each of the residency programs had a resident fill rate of at least 95 percent in each of program years 2001 through 2003.

- If the hospital is expanding an existing program in a particular specialty, submit documentation that the specialty has a resident fill rate nationally, across all hospitals, of at least 95 percent.

- If the hospital is expanding a program in order to train residents that need a program because another hospital in the State has closed a similar program, and the applying hospital received a temporary adjustment to its FTE cap(s) (under the requirements of § 413.86(g)(9)), submit documentation of this action.

*Demonstrated Likelihood Criterion 3.* The hospital is applying for an increase in its FTE resident cap because the hospital is already training residents in an existing residency training program(s) in excess of its direct GME FTE cap or IME FTE cap, or both.

The hospital must submit, with its application, each of the following:

- Copies of the most recent as-submitted Medicare cost reports documenting on Worksheet E, Part A and Worksheet E3, Part IV the resident counts and FTE resident caps for both direct GME and IME for the relevant cost reporting periods.

- Copies of the 2004 residency match information concerning the number of residents the hospital intends to have in its existing programs.

- Copies of the most recent accreditation letters on all of the hospital's training programs in which

the hospital trains and counts FTE residents for direct GME and IME.

*Demonstrated Likelihood Criterion 4.* The hospital is applying for the unused FTE resident slots because the hospital is at risk of losing accreditation of a residency training program if the hospital does not increase the number of FTE residents in the program on or after July 1, 2005.

The hospital must submit, with its application for an increase in its FTE resident cap, documentation from the appropriate accrediting body of the hospital's risk of lost accreditation as a result of an insufficient number of residents in the program.

In the May 18, 2004 proposed rule, we proposed that each hospital must meet at least one of the above criteria in order to demonstrate the likelihood that it will be able to fill the additional slots associated with any increase in the hospital's FTE resident cap within the first three cost reporting periods beginning on or after July 1, 2005. In other words, each hospital that wishes to apply for an increase in its FTE resident cap must, as a preliminary matter, meet the eligibility requirement of demonstrating the likelihood that it will fill the additional positions, in order for CMS to further consider the hospital's application for an increase in its FTE resident cap.

*General Comment on the Process for Applying for the Increase to the FTE Caps Under Section 422*

*Comment:* Several commenters complimented CMS on the proposed process for applying for the section 422 increase to the FTE caps. One commenter stated: "[the commenter] appreciates that CMS had a very difficult task in determining which teaching hospitals that wish to increase their FTE resident caps are 'deserving' of such an increase. The combination of very specific statutory language (for example, the hospital priority ordering) on the one hand and the discretion granted to the agency on the other hand, along with the short timeframe for implementation, clearly created significant challenges, and [the commenter] applauds the thought and effort that went into developing the criteria, and CMS's attempt to develop an 'objective process.'"

On the other hand, several commenters believed the proposed administrative process for hospitals to receive cap increases under section 422 was complex and burdensome. One commenter believed that CMS should withdraw the proposals on the increases under section 422 to "reconsider its position on this issue." Another

commenter stated that the proposed process is "so complicated and burdensome that most hospital systems will not participate in the process. Only large university affiliated residency programs have personnel to pursue this process of reallocation of [the estimated] pool of resident numbers." In addition, another commenter believed the proposed process for applying for the increase under section 422 is "exceedingly complex and convoluted." This commenter urged CMS to "take pains to minimize the complexity of the redistribution process so as to ensure that all eligible hospitals are able to quickly assess the opportunities."

*Response:* We appreciate the consideration from the commenters on the difficult nature of implementing section 1886(h)(7)(B) of the Act. We also recognize the complexity in the application process. We believe the "complexity" is largely a function of CMS's need to meet the statutory requirements for prioritizing the requests and for assuring that the requesting hospital has demonstrated the likelihood of filling the requested slots within 3 years. We hope that the complexity does not deter hospitals from availing themselves of the opportunity to apply for an increase to their FTE resident caps under section 422 of the MMA.

#### *Comments on the Proposed Demonstrated Likelihood Criteria*

*Comment:* We received a variety of comments from the public on the proposed Demonstrated Likelihood requirements, as described in the May 18, 2004 proposed rule. Some of the commenters were supportive of the proposals. One commenter stated: "[w]e believe it serves no worthy programmatic or policy purpose for CMS to grant increases in resident FTE caps absent clear and convincing evidence that a hospital making the application is an institution with a proven track record of training residents in an environment in which physicians-in-training wish to be educated." Another commenter "wholeheartedly" complimented CMS for proposing, as a prerequisite to a hospital's consideration to receive an FTE resident cap increase under section 422, "that each hospital meet at least one of the four criteria" proposed.

On the other end of the spectrum, many commenters requested that there be flexibility in the requirements for hospitals to "demonstrate the likelihood". For instance, several commenters suggested that it is unnecessary and burdensome for hospitals to submit accreditation letters

in the Demonstrated Likelihood Criteria 1 through 4. One commenter suggested that hospitals that seek increases under section 422 be permitted to submit to CMS a "narrative explaining their need and use of the additional slots," as an option available to demonstrate likelihood. This commenter also suggested that other types of documentation should be acceptable to CMS for a hospital to demonstrate the likelihood. The commenter suggested "minutes from internal management, graduate medical education, or board meetings, internal correspondence to the designated institutional office (DIO), or other forms of documentation that demonstrate the institution is seriously discussing initiating new programs."

*Response:* We understand that the demonstrated likelihood criteria may be difficult to meet for some hospitals that wish to apply for an increase to their FTE resident caps. By proposing multiple options within each Demonstrated Likelihood Criterion, we hoped to provide flexibility to hospitals, to allow several options for hospitals to meet this preliminary eligibility criterion to be considered to receive an increase in its FTE resident cap, but to do so in as an objective and documentable way as possible. For this reason, as a first level test, to allow a hospital to demonstrate that it would be very likely to use any increase in its FTE resident cap for a program that is, or will likely soon be approved, we proposed to rely on accreditation letters from the appropriate approving bodies for the residency programs at the applicant hospitals. We regret that some commenters believe this would be burdensome. However, the commenters' alternative proposal to allow a hospital to submit a "narrative explaining their need and use of additional slots" is, by its nature, subjective and not easily verifiable, which is exactly what CMS sought to avoid in developing the application process. To address the other suggestions from the commenter regarding the reliance on "minutes from internal management \* \* \*" and other types of documentation to support the Demonstrated Likelihood Criterion, we considered each of the suggestions. It appears to us that each of the alternative types of documentation proposed by the commenters would not objectively demonstrate that the hospitals are seriously planning to start a new program or expand an existing program. Thus, we do not agree that these other types of documentation would demonstrate the likelihood that the hospital would fill any additional FTE slots if its application to receive an

increase in its FTE resident cap was approved. We believe that our demonstrated likelihood criteria, as finalized in this rule and explained further below, provide an appropriate balance between the flexibility desired by hospitals seeking to meet this eligibility criterion and the objectivity required for CMS to be assured that the criterion is meaningful and measurable.

*Comment:* We received one comment on the option under proposed Demonstrated Likelihood Criterion 1, for hospitals to demonstrate they can fill the slots of a new program that is established on or after July 1, 2005, that states:

"• Application for approval of the new residency program has been submitted to the ACGME or the AOA by December 1, 2004. (Copy attached:)"

The commenter states that, although the requirement for such documentation "may be reasonable," the commenter believes the timeframe established by CMS "is simply not feasible." The commenter believes the December 1, 2004 date "would require a hospital to apply to ACGME or AOA prior to knowing whether it will be granted the additional slots." The commenter requests that CMS reevaluate the timeframe associated with this option.

*Response:* We understand the commenter's concern about the uncertainty of an applicant hospital as to whether it would receive an increase in its FTE resident caps when it applies by December 1, 2004 for accreditation for a new program(s). However, we deliberately set up this criterion so that CMS is able to determine, at the time we evaluate hospital applications for increases in FTE resident caps, which hospitals are able to demonstrate the likelihood of filling the slots of the new program. Applications for new programs that will be submitted to the ACGME or the AOA after December 1, 2004 (which is the deadline for most hospital applications for increases in FTE resident caps) are not at all helpful to CMS for determining which hospitals can demonstrate the likelihood, since CMS will need to make FTE cap increase determinations under section 422 effective July 1, 2005. For this reason, we have decided to maintain the originally proposed date requirements associated with this option under this Demonstrated Likelihood Criterion 1.

*Comment:* We received many comments on Demonstrated Likelihood Criteria 1 and 2, concerning the ability of the hospital to demonstrate that it will be likely to fill the requested slots. Specifically, these commenters were concerned with the option under each criterion that "if the hospital is

[expanding an existing/establishing a new] residency program in a particular specialty, [the hospital must] submit documentation indicating that the specialty has a resident fill rate nationally, across all hospitals, of at least 95 percent."

One commenter, representing a particular specialty in medicine, disliked the option of a national fill rate of 95 percent in the specialty, stating that the commenter preferred the option in the Demonstrated Likelihood Criteria 1 and 2 to use a hospital-specific fill rate to demonstrate that the hospital will likely fill the number of slots requested: "if the hospital has other previously established programs, submit documentation that each of the hospital's existing residency programs had a resident fill rate of at least 95 percent in each of program years 2001 through 2003."

Another commenter requested that if the national fill rate option is retained by CMS, that the threshold percentage of 95 percent should be reduced.

Several commenters asked CMS to define "fill rate," as used in the Demonstrated Likelihood Criteria. They noted that the term fill rate is often confused with the "match fill rate," and that not all resident positions are filled through a match process. However, these commenters felt that use of a clearly defined national fill rate is an appropriate measure. One commenter stated that, by "fill rate," the commenter believed we were referring to resident match data. Several commenters requested that we also include in our definition that "national fill rate" refers to the fill rate as of July 1st of each year.

One commenter was opposed to the use of the national fill rate as an indication that a program is likely to fill new FTE resident slots awarded pursuant to section 1886(h)(7)(B) of the Act, because it believed this measure would be misleading. The commenter noted that hospitals may choose to conduct a training program with fewer residents than allowed by their approved accredited slots and that "the fact that all of the accredited resident slots are not utilized may have little bearing on the ability of the institution to attract residents to its residency programs."

**Response:** Section 1886(h)(7)(B)(ii) of the Act specifies that in determining which hospitals will receive the increases in their FTE resident caps, we are required to take into account the demonstrated likelihood that the hospital would fill the position(s) within the first three cost reporting periods beginning on or after July 1, 2005. In order to make this

determination, we proposed four objective criteria, at least one of which must be met, in order to demonstrate a likelihood of filling the positions within the first three cost reporting periods beginning on or after July 1, 2005. Two of the criteria are for hospitals that intend to use the additional FTE resident cap slots to establish a new residency program(s) on or after July 1, 2005, or to expand an existing residency program on or after July 1, 2005. It is especially difficult to develop criteria that are administratively feasible, objective, and verifiable in order to demonstrate the likelihood that a hospital's future plans will be implemented. In an effort to design criteria that would objectively demonstrate that hospitals would fill additional residency positions associated with a new or expanded program(s), we proposed several criteria, one of which is that the specialty for which the hospital intends either to start a new program or to expand an existing program has a resident fill rate nationally, across all hospitals that offer the program, of at least 95 percent. We believe new or expanded programs in a specialty that is 95 percent full nationally, across all hospitals, would be a reasonable basis for determining that a hospital has demonstrated the likelihood that it will fill new positions in that specialty.

However, we agree with the commenters that the "national fill rate" should be defined with more accuracy. Furthermore, in light of the comments we received regarding "fill rate" and "residency match," we agree that it is necessary to more explicitly distinguish between "residency match" and "resident fill rate" for the purpose of determining that there is a demonstrated likelihood a hospital will fill the slots if granted an increase in its FTE resident cap under section 1886(h)(7)(B) of the Act.

For purposes of the application for the increase to the FTE caps under section 422, we are defining "national fill rate" for each academic year, as the number of residents training in a program nationally as compared to the number of accredited slots in that program as of June 30 of that year. This information is available from the ACGME and the AOA. Furthermore, we are requiring that, for the purposes of an application for an increase to a hospital's FTE resident cap under section 1886(h)(7)(B) of the Act, a hospital must use the "fill rate" for the most recent academic year for which data is available.

We agree with the commenter that hospitals may train fewer residents than the number of available accredited slots

in their approved programs due to reasons other than an inability to fill those slots. Accordingly, we agree that the proposed 95 percent threshold national fill rate for demonstrating the likelihood of filling FTE resident slots in a new or expanded program may not take into account some of the reasons (other than an inability to fill the positions) that a program may be training fewer residents than it is accredited to train. Therefore, as suggested by the commenter, we are lowering the fill rate "threshold" to 85 percent. We believe that this lower rate will reasonably identify those programs that are likely to fill FTE resident positions in newly approved or expanded programs (while providing some latitude to account for other factors, beside ability to fill accredited slots, that affect the national fill rate), and to fully utilize an increase in FTE resident cap slots that may be available under section 1886(h)(7)(B) of the Act. By establishing a threshold of 85 percent, we believe, based on the most current data available from both the ACGME and AOA, that we will have identified approximately 30 percent of the currently approved programs, as meeting this criterion. Accordingly, we believe the revised threshold will better identify those programs as having a demonstrated likelihood of actually filling the new or expanded programs.

Furthermore, based upon our additional research in response to public comments, we believe that a national fill rate is not necessarily the only indicator of the ability of hospitals to fill residency positions in its MSA or State. There may be characteristics particular to a region, such as population density, variety of practice settings, or access to technology or procedures that may allow a specified area to have a fill rate in a specific program that exceeds the program's national fill rate. Therefore, we are expanding the ways that a hospital may satisfy the "fill rate" criterion. In this final rule, we are specifying that a hospital may demonstrate the likelihood of filling FTE resident positions associated with a possible increase in its FTE resident cap under section 422 by documenting that any of the following applies to the new program or to an expansion of an existing program:

- The specialty program has a resident fill rate nationally, across all hospitals, of at least 85 percent.
- The specialty program has a resident fill rate within the state in which the hospital is located of at least 85 percent.
- If the hospital is located within an MSA, the specialty program has a

resident fill rate within the MSA of at least 85 percent.

We are amending the proposed CMS Evaluation Form part A1(2) and part A2(2) to include the following language: "The specialty program has a resident fill rate either nationally, or within the state or the MSA in which the hospital is located, of at least 85 percent." For the purposes of demonstrating the likelihood of filling FTE resident positions for purposes of section 1886(h)(7)(B)(ii) of the Act, "fill rate" means, for the most recent academic year for which data is available, the number of residents training in a program compared to the number of accredited slots in that program as of June 30 of that year.

As we stated in the proposed rule, we believe that, of all the medical specialties, geriatrics is the one specialty that is devoted primarily to the care of Medicare beneficiaries. In addition, we note that encouraging residency training in geriatrics in the context of Medicare payments for direct GME and IME is consistent with Congressional intent as expressed, among other places, in section 712 of Public Law 108-173. As such, we are giving special consideration to geriatric programs to meet the "fill rate" criterion for demonstrating the likelihood of filling FTE resident slots under section 422. Geriatrics is not a separately approved training program; rather, it is a subspecialty of another specialty program. For example, there is a geriatrics subspecialty of family practice. In this final rule, for the purposes of meeting the 85 percent fill rate criterion, we will allow hospitals that are starting a new geriatrics program or expanding an existing geriatric program to use the fill rate associated with the overall specialty program (rather than the fill rate for the geriatric subspecialty) to meet this demonstrated likelihood criterion.

The proposed Demonstrated Likelihood Criterion 3 (as finalized in this rule) allows hospitals that are already training a number of FTE residents in an existing residency training program(s) in excess of its direct GME FTE cap or IME FTE cap, or both, to meet the demonstrated likelihood requirement. In order to document that it meets this criterion a hospital must submit copies of the 2004 "residency match" information concerning the number of residents the hospital has in an existing program. For purposes of the application of this demonstrated likelihood criterion, we are defining "residency match" as a national process administered by the National Residency Matching Program

(NRMP), the San Francisco Matching Program, the American Osteopathic Association Residency Match Program, or the Urology Matching Program, by which applicants to approved medical residency programs are paired with programs on the basis of preferences expressed by both the applicants and the program directors.

The proposed Demonstrated Likelihood Criterion 1 and Demonstrated Likelihood Criterion 2 (also finalized in this rule) also allow a hospital to demonstrate the likelihood of filling the requested slots by demonstrating that the hospital's existing residency programs had a "resident fill rate" of at least 95 percent in each of program years 2001 through 2003. For the purpose of fulfilling these demonstrated likelihood criteria, we are defining "resident fill rate" to mean, for the most recent academic year for which data is available, the number of residents training in each program at a hospital as compared to the number of accredited slots in each program at that hospital as of June 30 of that year. Furthermore, for the reasons stated above, we are lowering the threshold percentage from 95 percent to 85 percent.

*Comment:* One commenter questioned the need for the option under Demonstrated Likelihood Criteria 1 and 2 of a hospital providing the resident fill rate for its other residency programs. The commenter believes that a hospital's ability to fill the slots of a new program, for example, "bears no relationship" to the fill rate of the hospital's other program(s).

*Response:* We disagree with the commenter's contention that the fill rates in the hospital's existing residency programs "bear no relationship" to the hospital's ability to fill slots in other programs. We continue to believe that the hospital's fill rate in all of its programs is a meaningful indicator to "demonstrate the likelihood" that a hospital will fill slots in a new program or an expansion of an existing program for purposes of section 422 of Public Law 108-173. We believe the hospital's location, faculty, patient base, and reputation all have a direct bearing on the overall ability of a hospital to fill either its new or its existing residency positions and that this criterion provides an objective method of demonstrating the likelihood that the hospital will fill residency positions for purposes of section 422. As such, we continue to believe that it is appropriate to include the fill rates of existing programs as one of the methods by which a hospital may demonstrate the likelihood of filling FTE residency

positions for purposes of section 422. Of course, where a hospital's fill rates fall below the acceptable threshold, the hospital may still demonstrate a likelihood of filling the requested slots based on the fill rate, either nationally, within the MSA, or within the State that the hospital is located, for that program.

*Comment:* We received one comment on the option under the proposed Demonstrated Likelihood Criterion 2 that states that the hospital may demonstrate the likelihood of filling FTE resident slots by demonstrating that:

- Hospital has employment contracts with the residents who are or will be participating in the expanded program (resident specific information may be redacted) and employment contracts with the residents participating in the program prior to the expansion of the program. (Copy of the cover page of both documents attached.)

Similar documentation requirements were proposed under Demonstrated Likelihood Criterion 1 for new programs.

The commenter believed that it is "onerous and unnecessary" for CMS to require hospitals to submit resident employment contracts. The commenter also believed that hospitals would be unable to provide contract information by December 1, 2004 (the application deadline for most hospitals to request the increase to the FTE caps under section 422) since residents who will be training in a program that starts July 1, 2005 will not be identified until Spring 2005.

*Response:* We agree with the commenter that residency match results from the National Residency Match Program (NRMP) for the academic year beginning July 1, 2005 will not be available until March 2005. Similarly, residency match results from the American Osteopathic Association (AOA) for the academic year beginning July 1, 2005 will not be available until February 2005. Since employment contracts are not signed until after this date, we agree that hospitals will be unable to provide copies of the cover page of residents' employment contracts as a method of demonstrating the likelihood that the hospital will fill residency positions for purposes of an increase in its FTE resident caps by the December 1, 2004 application deadline. Therefore, we are removing this option from the final rule. Under the final rule, hospitals will be required to demonstrate the likelihood of filling the requested slots by either of the two other methods—

- If the hospital has other previously established programs, submit

documentation that each of the hospital's existing residency programs had a resident fill rate of at least 85 percent in each of program years 2001 through 2003; or

- If the hospital is establishing or expanding a program in a particular specialty, submit documentation indicating that the specialty has a resident fill rate either nationally, or within the state, or MSA in which the hospital is located, of at least 85 percent.

*Comment:* One commenter had concerns with the option under Demonstrated Likelihood Criterion 2 that states:

“• The National Residency Match Program or the American Osteopathic Association Residency Match Program has accepted or will be accepting the hospital's participation in the match for the existing program that will include additional resident slots in that residency training program. (Documentation attached.)”

The commenter stated that if “CMS will recognize only program expansions that take effect on or after July 1, 2005, for hospitals that utilize the NRMP, their resident match information is not required until early 2005—after the December 2005 application deadline.” The commenter also questioned how a hospital under this option would demonstrate that the matching program “will be accepting” the hospital's match participation with the expanded resident slots.

*Response:* Under the proposed Demonstrated Likelihood Criterion 2, a hospital may demonstrate that it intends to expand an existing program by documenting that either the National Residency Match Program or the AOA Residency Match Program have accepted or will be accepting the hospital's participation in the match for the existing program that will include additional resident slots in that residency training program. We agree with the commenter that resident match information for the academic year beginning July 1, 2005 is not due to the NRMP until February 2005. As such, hospitals will not be able to document that the NRMP has accepted or will be accepting the hospital's participation in the match for the existing program that will include additional resident slots by the December 1, 2004 application deadline. Therefore, we are removing this option for hospitals to demonstrate that they intend to expand an existing program from the final rule for NRMP programs. Programs utilizing the NRMP will be required to demonstrate the intent to expand an existing program by either of the two other methods:

- Document that the appropriate accrediting body (the ACGME or the AOA) has approved the hospital's expansion of the number of FTE residents in the program.

- If expanding an allopathic program, submit a copy of the hospital's institutional review document or program information form for the expansion of the existing residency program.

We note that the listing of programs participating in the AOA Match Program will be available on the National Matching Services website as of November 1, 2004. Therefore, programs utilizing the AOA Match Program may, in addition to the two options listed above, demonstrate the intent to expand an existing program by documenting that the AOA has accepted the hospital's participation in the match program by the December 1, 2004 application deadline. Therefore, this method of demonstrating the hospital's intent to expand an existing program will be adopted as final for programs participating in the AOA Match Program.

*Comment:* One commenter expressed concern about Demonstrated Likelihood Criterion 1 and the option to include information regarding the application for the approval of the new program. The commenter mentioned that, in many cases, there are letters of intent that are sent to the accrediting body a year or two prior to submission of the application for accreditation. This commenter states that “since in many instances, the institution cannot increase its slots, or begin a new program, without the Medicare reimbursement, many programs would be in the situation of needing a full-blown application to the accrediting body, before they know if they will be awarded new positions by a raising of their cap. It makes sense to allow this earlier letter of intent, to allow those institutions the ability to start a new program, if they receive the increase in paid positions under this program.”

*Response:* We believe that a letter of intent does not meet the standard of “demonstrated likelihood of the hospital filling the positions.” It would only seem to portend hopeful intention on the part of the hospital, rather than a commitment. Therefore, we are not adopting the commenter's suggestion of a letter of intent as source of documentation.

*Comment:* One commenter was concerned about the accreditation options under Demonstrated Likelihood Criteria 1 and 2. For example, the option under Demonstrated Likelihood Criterion 2, states—

“• The appropriate accrediting body (the ACGME or the AOA) has approved the hospital's expansion of the number of FTE residents in the program. (Documentation attached.)”

One commenter believed that this option should recognize and accommodate hospitals that are planning to expand a residency program(s), but have already received ACGME accreditation.

*Response:* We understand that in many instances, hospitals receive accreditation from the approving body before training residents in the expanded program (which can be a period of a year or more after receiving the accreditation). We believe that our proposed language above already accommodates the idea of hospitals receiving accreditation for the expanded number of FTE slots.

*Comment:* We received two comments on the option to document, for proposed Demonstrated Likelihood Criteria 1 and 2, that the appropriate accrediting body has approved the hospital's new program or expansion of the number of FTE residents in the program. One commenter notes that an application for residency program expansion “is a complex, extensive document that cannot be prepared in the roughly six-month time frame from this notice of proposed rule making to the December 1st deadline. A request for expansion often triggers an ‘early’ site visit by the specialty Residency Review Committee (RRC) and site visitor schedules are booked six to 12 months in advance.” Another commenter notes that the proposed date by which a hospital would be required to document the approval of the accrediting body would mean that the hospital would have to file an application with the ACGME/AOA “before knowing whether it will receive the additional slots necessary to fund [the] new or expanded program. We urge CMS to reconsider this timeframe to allow hospitals to receive slots contingent on receiving [AOA/ACGME] approval.”

*Response:* CMS understands that the applications for approval of new/expanded programs for the ACGME and the AOA are extensive documents that demonstrate a commitment on behalf of the hospitals to establish/expand a program. For this reason, we believed applications for approval are good sources of documentation to demonstrate the likelihood for purposes of the section 422 increase. We recognize that applying for program approval is a lengthy process that takes a significant period of time before approval is given by the ACGME/AOA. The commenter is correct in believing

that it would be unlikely that hospitals would have enough time to apply for program approval from the ACGME/ AOA (either for expansion or new program accreditation) within the timeframe set up by CMS for applying for the section 422 caps. However we have chosen December 1, 2004 as the date on which to show the approval, (since, as explained earlier, we intend to begin the allocation of the section 422 cap process in December)—and need to know at that time whether hospitals can demonstrate the likelihood of filling the slots. Under this criterion, we believe we will enable hospitals that were already contemplating new/expanded program approval from the ACGME/ AOA to be considered to receive an increase in their FTE resident caps under section 422. Under another criterion, we have addressed the situation where a hospital was already training residents above its 1996 FTE caps, before CMS proposed and finalized the application process implementing section 422. We do not believe a hospital that is merely contemplating the future possibility that it will train a number of residents in excess of its FTE resident caps can demonstrate the likelihood that it will fill additional positions within the timeframe for our decision process under section 1886(h)(7)(B) of the Act.

Therefore, we are not making additional changes to this option under Demonstrated Likelihood Criteria 1 or 2.

*Comment:* We received one general comment that the “single best piece of evidence” for a hospital to “demonstrate the likelihood” of filling the slots under section 422 is the fact that a hospital is already training a number of residents in excess of its FTE caps.

*Response:* We agree with the commenter that hospitals are able to fulfill the demonstrated likelihood requirement by documenting to CMS that they are training a number of FTE residents that exceeds their FTE cap(s) in the manner described in this final rule.

*Comment:* One commenter asked for flexibility in the choices under the proposed Demonstrated Likelihood Criteria 1 and 2. Specifically, the commenter pointed out that sections A1(1) and (2) and A2(1) and (2) of both criteria offer options in order to fulfill the demonstrated likelihood requirement; and that CMS proposed that the hospital be able to meet “one of the following” choices under each requirement. The commenter suggested that CMS add language that directs the hospital applicant to “check all that apply” at the beginning of A1(1) and (2) and A2(1) and (2) of the criteria.

*Response:* We understand that a particular hospital applicant may be able to meet more than one of the choices under A1(1) and (2) and A2(1) and (2).

For instance, it is possible that, in order to meet A1(1), a hospital may have written correspondence from the ACGME or AOA acknowledging receipt of the application for a new residency program, but may also have the actual application for the approval of the new program. We would not ask hospitals to provide any more documentation than is necessary under each of the options under A1(1) that is chosen by the applicant hospital; however, to provide hospitals with additional flexibility, if an applicant hospital would like to choose more than one of the options under A1(1) and (2) and A2(1) and (2), we are adding language at the beginning of each of A1(1) and (2) and A2(1) and (2) of Demonstrated Likelihood Criteria 1 and 2 that says “Check at least one of the following, if applicable”.

*Comment:* One commenter stated that there are a few residency programs in a particular specialty that received accreditation from the ACGME in 2003, for which the hospitals sponsoring these programs are training their first class of PG-1 residents in July 2004. The commenter urged CMS to revise the proposed Demonstrated Likelihood Criterion 1 that relates to establishing a new residency program on or after July 1, 2005. Specifically, the commenter stated that the new programs described were accredited after January 1, 2002, “\* \* \* and can more appropriately demonstrate ability to fill to the full complement of residents in the next three cost reporting years, except that those years will be 2004–2007, rather than 2005–2008.”

*Response:* Section 1886(h)(7)(B)(ii) of the Act, as modified by section 422 of Public Law 108–173, specifies that: “[i]n determining for which hospitals the increase in the otherwise applicable resident limit is provided \* \* \* the Secretary shall take into account the demonstrated likelihood of the hospital filling the positions within the first 3 cost reporting periods beginning on or after July 1, 2005.” (Emphasis added.) We provided several methods for hospitals to be able to demonstrate to CMS under the proposed Demonstrated Likelihood Criterion 1 that they can fill the slots by showing to CMS that they are establishing a new residency program on or after July 1, 2005. We believe hospitals that establish new residency programs before July 1, 2005, could possibly meet Demonstrated Likelihood Criterion 2, relating to a hospital that is expanding an existing

residency program on or after July 1, 2005. From the perspective of applying for the cap increase under section 422, the new program that starts training residents in 2004 is an “existing residency program” if established before July 1, 2005, and it is “expanding” if that program is increasing in the number of FTE residents in the first three cost reporting periods beginning on or after July 1, 2005.

*Comment:* We received one comment asking whether a hospital that applies for an increase in its FTE resident cap under section 422 and establishes a newly accredited program that starts in 2006 would be eligible to receive “the full complement of accredited positions, or only the first and second year (for example, 12 of 18 accredited slots) under these [proposed] regulations.” Similarly, another commenter described the situation of a hospital that establishes a new residency program that, because of the length of the accreditation process and a relatively long match period, will be unable to accept its first class of PGY-1 residents until July 1, 2006. The commenter urged CMS to clarify whether a new program like this will be able to receive a full complement of residents for the three years beginning July 1, 2006.

*Response:* Assuming the applicant hospital can demonstrate the likelihood that it will fill the slots relating to a possible increase in its FTE resident caps under section 422, as provided in the criteria on the CMS Evaluation Form, and finalized in this final rule, the applicant hospital may request on its application an increase of up to 25 FTE residents for direct GME and IME. However, if the applicant hospital does not demonstrate the likelihood that it will fill any FTE slots as claimed for programs described by the hospital on the CMS Evaluation Form(s) at any point within the hospital’s first three cost reporting periods beginning on or after July 1, 2005, the hospital will not be eligible to apply for the increase to the FTE caps under section 422. We do not believe our proposed Demonstrate Likelihood Criterion 1 reflects this point and, accordingly, are making the following changes with this final rule:

“A1: *Demonstrated Likelihood Criterion 1.* The hospital intends to use the additional FTEs to establish a new residency program (listed above) on or after July 1, 2005 (that is, a newly approved program that begins training residents at any point within the hospital’s first three cost reporting periods beginning on or after July 1, 2005).”

*Comment:* One commenter stated that a hospital may meet the demonstrated



likelihood requirement by documenting that it is establishing a new program or expanding an existing program, on or after July 1, 2005. The commenter asked whether the hospital is then limited to submitting a CMS Evaluation Form only for that program: The commenter suggested that if the answer is yes and CMS ultimately grants additional slots to the hospital based on the needs for that program, it seems unclear whether CMS would take the view that the additional cap slots could only be used for the program listed in the application.

*Response:* As we have stated in this final rule, each application by a hospital must be program specific. That is, the hospital must complete a separate CMS Evaluation Form for each program and demonstrate the likelihood of filling the slots in each program. However, increases in hospital's FTE resident caps under section 422 for direct GME and IME, once granted to a hospital, are no longer program specific. Rather, the caps are applied to any residents the hospital trains in excess of its otherwise applicable FTE cap(s) (Which could include the hospital's 1996 caps, subject to permanent adjustments for new programs or reductions under section 1886(h)(7)(A) of the Act.).

*Comment:* One commenter believed that the proposed rule omitted the documentation requirement in the Demonstrated Likelihood Criteria for new programs and expansions of existing programs for "what should be key"; that is, that the applicant hospital requesting the additional slots for the new/expansion program would have already exceeded its 1996 FTE caps in previous years.

*Response:* While we believe a majority of those hospitals applying for the increase to the FTE caps for new programs and expansions of existing programs will already be training a number of residents that exceeds their FTE caps, we do not believe this circumstance is a necessary condition for all of the hospitals that apply. For example, a hospital whose FTE resident cap is reduced under section 1886(h)(7)(A) of the Act may have been planning to establish a new program in July 2006 that would have put the hospital's FTE resident count above its 1996 FTE cap at that time. Therefore, we see no reason to require that, at the time of the hospital's application, the hospital necessarily either exceed or be at its FTE cap, in order to meet the demonstrated likelihood requirement. Thus, we are not adopting the commenter's proposal to require hospitals to be training a number of residents that is at or over their FTE

caps in order to meet the Demonstrated Likelihood Criteria 1 or 2.

We note that we will be aware if an applicant hospital is training residents in excess of its FTE caps, even if the hospital checks off Demonstrated Likelihood Criteria 1 or 2 because, as part of the hospital's application for the section 422 increase to the caps, we proposed that the hospital must provide both the FTE resident counts for direct GME and IME and FTE resident caps for direct GME and IME reported by the hospital in the most recent as-filed cost report (69 FR 28301). We are finalizing this application requirement with this final rule. (We have included a summary of the application requirements at the end of this section of this preamble.)

*Comment:* One commenter indicated that there is a lack of clarity with proposed Demonstrated Likelihood Criterion 1 by stating that the precise documentation requirements differ between what is discussed in the preamble and what is proposed on the CMS Evaluation Form. The commenter believed that the submission of a new program application should not be required under second option under (1).

*Response:* It may have appeared to the commenter that the documentation requirements in the preamble language and the proposed CMS Evaluation Form for Demonstrated Likelihood Criterion 1 were different, because the preamble language states that the hospital must, in conjunction with every available option, submit a copy of the application for approval for the residency program "to the ACGME or the AOA by December 1, 2004", whereas the proposed CMS Evaluation Form asks for a copy of the new program application for only one of the options. We would like to clarify that the documentation required for (1) under A1 is limited to what is requested on the CMS Evaluation Form, as finalized in this final rule. We are not requiring a copy of the new program application as part of the documentation associated with the second option under (1). In the second option, we are only requiring a copy of the institutional review document or program information form concerning the new program that hospitals include as part of their applications for approval.

*Comment:* Several commenters suggested that CMS include options under the demonstrated likelihood criteria that take into account programs that seek certification from the American Board of Medical Specialties ("ABMS"). For example, under Demonstrated Likelihood Criterion 1, under the first requirement, the hospital

is given choices for documenting its application for new program accreditation from the ACGME or the AOA. The commenters asked what hospitals should do to demonstrate likelihood if the programs for which the hospitals are requesting cap increases for under section 422 are certified by the ABMS.

*Response:* We agree with the commenter that there are certain residency programs that are certified by the ABMS and that do not require certification by the ACGME or AOA. Our regulations currently recognize these programs as approved programs for purposes of direct GME and IME payments. Therefore, we believe it is appropriate to include the ABMS as a certifying organization for the purposes of Demonstrated Likelihood Criterion 1 and Demonstrated Likelihood Criterion 2. We are adding the following language to the CMS Evaluation Form at A1(1):

- "Application for approval of the new residency program has been submitted to the ACGME, AOA, or the ABMS by December 1, 2004. (Copy Attached.)"
- "The hospital has received written correspondence from the ACGME, AOA, or ABMS acknowledging receipt of the new program, or other types of communication from the accrediting bodies concerning the new program approval process (such as notification of site visit). (Copy Attached.)"

We are also adding the following language to the CMS Evaluation Form at A2(1): "The appropriate accrediting body (the ACGME, AOA, or ABMS) has approved the hospital's expansion of the number of FTE residents in the program. (Documentation attached.)"

*Comment:* We received several comments suggesting that the requirements under proposed Demonstrated Likelihood Criterion 3 are burdensome. Proposed Demonstrated Likelihood Criterion 3 states—

- A3: *Demonstrated Likelihood Criterion 3.* Hospital is applying for an increase in its FTE resident cap because the hospital is already training residents in an existing residency training program(s) in excess of its direct GME FTE cap or IME FTE cap, or both. (Copies of each of the following attached.)

- Copies of the most recent as-submitted Medicare cost reports documenting on Worksheet E, Part A and Worksheet E3, Part IV the resident counts and FTE resident caps for both direct GME and IME for the relevant cost reporting periods.

- Copies of the 2004 residency match information concerning the number of

residents the hospital intends to have in its existing programs.

- Copies of the most recent accreditation letters on all of the hospital's training programs in which the hospital trains and counts FTE residents for direct GME and IME."

The commenters questioned why all of the documentation requirements are necessary to demonstrate that the hospital is already exceeding its FTE cap at the time the hospital is applying for an increase in its FTE resident caps. Specifically, one commenter suggested that the most obvious way for CMS to get the information on whether the hospital is counting residents above its FTE caps is the Medicare cost report. However, the commenter believed that "[i]n many instances an FTE request [to count a number of residents that is] greater than the cap is not entered into the cost report due to the fact that it is futile to do so as the reimbursement will not change. However, Intern and Resident Information Survey (IRIS) data, contract cover pages, resident schedules, etc. can all be used to demonstrate that the actual resident FTE that could be counted for IME and DME purposes is greater than the cap allows. This commenter proposed that CMS allow hospitals to use these alternative sources of information." This commenter believed that the second option, to use 2004 residency match information, only shows an intent to fill slots, not that the slots have actually been filled. The commenter believed that it would be more accurate to look at the hospital's 2004 fill rate, which is available after July 1, 2004. Finally, this commenter had concerns with the third option under this criterion—to look at accreditation letters on all the hospital's programs. The commenter believed that the Residency Review Committee (RRC) for family practice does not accredit a program with a specific number, and encouraged CMS to change this requirement because it "does not fit the configuration of family practice residency accreditation."

*Response:* We agree with the comment that "the most obvious way" for CMS to determine whether a hospital is training FTE residents in excess of its FTE cap is to look at Medicare cost report information. Regarding the comment that some hospitals do not show on the cost report that they are over their FTE caps because the excess FTE residents would have no effect on Medicare direct GME and IME payments, we do not agree that hospitals should not be reporting all the FTE residents that the hospital is training. According to the regulations under § 413.86(f) (as redesignated as

§ 413.78), hospitals must report the actual total number of FTE residents. The total number of residents the hospital trained (even if it is in excess of the cap(s)) is actually used in determining direct GME and IME payments. For example, if the number of FTE residents exceeds the hospital's FTE cap for direct GME, if the hospital has two different per resident amounts (PRAs) for primary care and non-primary care, we prorate the reduction in the allowable number of FTE residents to bring the number of primary care and non-primary care FTEs to the hospital's FTE cap. In addition, we note that representatives of hospitals must attest on the Medicare cost report to the truth and accuracy of the information reported. Thus, it is required that hospitals include the total number of FTE residents in their cost reports, even if the hospital, is not allowed to count the residents for purposes of Medicare direct GME and IME payments as a result of application of the FTE resident cap(s).

To respond to the comment concerning the use of IRIS data, we believe that IRIS data is most useful from the perspective of looking back at the past and assuring that hospitals are not submitting duplicate FTE counts; we do not believe IRIS data would be helpful to determine whether hospitals can "demonstrate the likelihood of filling the positions" in the future. The documentation requirement regarding resident employment contracts is addressed in another comment and response above.

We agree with the commenter that the second documentation requirement, regarding 2004 residency match information for all the programs at the hospital, only shows an intent to fill slots and not that slots have actually been filled. In proposing to require 2004 match information, we sought this information even though it is more relevant to a hospital's "intent to fill" programs because we believed the information would portend that the hospital would continue to be over its FTE cap on or after July 1, 2005, as the statute requires in the demonstrated likelihood requirement. However, we agree with the commenter, and have decided to offer another option under Demonstrated Likelihood Criterion 3 to allow hospitals to provide fill rate information of all programs at the hospital in 2004, in addition to offering 2004 match information.

Finally, regarding the documentation requirement for the copies of the recent accreditation letters for all of the hospital's programs, we disagree with the commenter's suggestion that we

intended to match the listed number of resident positions in the accreditation letters with the number of slots claimed on the Medicare cost report. Our purpose in proposing to require accreditation documentation for all programs is so that we could ensure that all the hospital's programs continue to be accredited, that is, to verify the legitimacy of the applicant hospital's programs, not to "match" the number on the accreditation letters to the FTE counts on the cost report Worksheets E, Part A and Worksheet E3, Part IV. In addition, we understand that although the ACGME does not specifically approve a limited number of slots for family practice programs, the number of available slots in each program is determined by the program itself and that data is then reported to the ACGME. Therefore, we are not accepting the commenter's request to excuse hospitals from providing accreditation documentation for family practice programs.

*Comment:* A number of commenters focused on proposed Demonstrated Likelihood Criterion 4, which states—  
 "Demonstrated Likelihood Criterion 4. The hospital is applying for the unused FTE resident slots because the hospital is at risk of losing accreditation of a residency training program if the hospital does not increase the number of FTE residents in the program on or after July 1, 2005. (Documentation attached from the appropriate accrediting body of the hospital's risk of lost accreditation as a result of an insufficient number of residents in the program.)"

Several commenters asked CMS to provide further explanation as to why CMS believed these circumstances merit the addition of this proposed Demonstrated Likelihood Criterion, particularly where the hospital is not training a number of FTE residents in excess of its 1996 FTE cap(s). One commenter asked why hospitals under this criterion do not demonstrate to CMS that the additional cap slots under section 422 are necessary because, increasing the resident slots would otherwise cause the hospitals to exceed their FTE caps. This commenter also believed that, under this criterion, hospitals should demonstrate fill rates as part of the documentation requirements.

Another commenter believed that this criterion does not fit with the requirement that the hospital demonstrate the likelihood that it will fill FTE resident slots "[i]n fact, it says just the opposite—that the program has not been able to fill its slots, and is under a threat of academic consequences. In such cases, we believe

it is perhaps better for the program to close, than to waste new slots on a program that has little chance of filling."

*Response:* When we proposed Demonstrated Likelihood Criterion 4, we were under the impression that there were some hospitals that were training a number of residents below their FTE caps, and were at risk of losing their accreditation if they did not fill their residency program with more slots. However, based upon the public comments we received questioning why the criterion is necessary, and given that we did not receive any comments in support of the criterion, we agree that we should delete Demonstrated Likelihood Criterion 4 from the CMS Evaluation Form in this final rule.

#### h. Application Process for the Increases in Hospitals' FTE Resident Caps

As stated above, in the May 18, 2004 proposed rule, we proposed an objective decision-making process for determining how hospitals will be prioritized when identifying the hospitals that will receive increases in their FTE resident caps. In order for hospitals to be considered for increases in their FTE resident caps, section 1886(h)(7)(B)(i) of the Act, as added by section 422(a)(3) of Public Law 108-173 requires that each "qualifying hospital" submit a "timely application." We proposed that each hospital must submit the following information on its application for an increase in its FTE resident cap:

- The name and Medicare provider number of the hospital.
- The total number of requested FTE resident slots (for all residency programs at the hospital) for direct GME or IME, or both (up to 25 FTEs).
- A completed copy of the CMS Evaluation Form (as described below) for each residency program for which the applicant hospital intends to use the requested increase in the number of FTE residents and source documentation to support the assertions made by the hospital on the Evaluation Form. (For example, if the hospital checks off on the Evaluation Form that the hospital is located in a geographic Health Professions Shortage Area (HPSA), the hospital would include documentation to support that assertion.) A copy of the blank proposed CMS Evaluation Form appears at the end of this section of the preamble.
- FTE resident counts for direct GME and IME and FTE resident caps for direct GME and IME reported by the hospital in the most recent as-filed cost report.
- An attestation, signed and dated by an officer or administrator of the hospital who signs the hospital's Medicare cost report, of the following information in the hospital's application for an increase in its FTE resident cap: "I hereby certify that I understand that misrepresentation or falsification of any information contained in this application may be punishable by criminal, civil, and administrative action, fine and/or imprisonment under federal law. Furthermore, I understand that if services identified in this application were provided or procured through payment directly or indirectly of a kickback or where otherwise illegal, criminal, civil, and administrative action, fines and/or imprisonment may result. I also certify that, to the best of my knowledge and belief, it is a true, correct, and complete application prepared from the books and records of the hospital in accordance with applicable instructions, except as noted. I further certify that I am familiar with the laws and regulations regarding Medicare payment to hospitals for the training of interns and residents."

We further proposed that any hospital that wishes to receive an increase in its FTE resident cap(s) must submit a copy of its completed application (as described above) to the CMS Central Office and to the CMS Regional Office for the region in which the applicant hospital is located, and that the application must be received on or before December 1, 2004. (The mailing addresses for the CMS offices are indicated at the end of this section of the preamble.) We note that some hospitals' FTE counts will be subject to audit for purposes of section 1886(h)(7)(A) of the Act, and those audits may not be completed by December 1, 2004. Because the results of such an audit may be a factor in a hospital's decision whether to request an increase in its FTE resident cap under section 1886(h)(7)(B) of the Act, we proposed to allow a later date for those hospitals to apply for increases in their FTE resident caps. Therefore, if a hospital's resident level is audited for purposes of section 1886(h)(7)(A) of the Act, and that hospital also wishes to apply for an increase in its FTE resident cap(s) available through section 1886(h)(7)(B) of the Act, we proposed that this hospital must submit a completed application to CMS and that the application must be received on or before March 1, 2005. We proposed that all completed applications that are timely received according to the above deadlines will be evaluated by us according to the criteria described under section IV.O.2.i. of this preamble for

determining the priority distribution of FTE resident slots. Hospitals that satisfy at least one of the "demonstrated likelihood" criteria will be further evaluated by the evaluation criteria described below. We proposed that those hospitals that are chosen to receive an increase in their FTE resident caps would be notified by CMS by July 1, 2005.

*Comment:* Several commenters expressed concerns regarding CMS's overall approach to evaluating the application for the increase to hospitals' FTE caps under section 422. They disagreed with the proposed requirement that, as part of a hospital's application for the increase to the 1996 FTE caps, that is, for the section 422 cap, the hospital must submit a completed copy of the CMS Evaluation Form for each residency program for which the applicant hospital demonstrates a need for the requested increase in the number of FTE residents. One of the commenters stated that "we have fundamental and serious concerns with \* \* \* an evaluation form that focuses on residency programs, rather than hospital applicants \* \* \* we think CMS' proposed process could lead, at a minimum, to a de facto situation of program-specific caps, which is contrary to the spirit and intent of the BBA." The commenters were concerned with the possibility that CMS may take the view that the section 422 cap could only be used for the residency programs listed in the hospital's application for the increase. The commenters were also concerned that the evaluation criteria list program-specific criteria on the CMS Evaluation Form (such as a point for using the unused resident slots for establishing a new geriatrics program or for expanding an existing geriatrics program; or for a point for a new program that did not qualify for an adjustment because of the deadlines associated with the BBA). One commenter stated that CMS "should not favor one specialty over another but should view all specialty programs equally and leave decisions regarding the use of additional residency positions to the hospital." The commenters preferred CMS to focus on the evaluation of the application for the section 422 cap on the hospitals and not on the hospital's residency programs.

*Response:* We understand the commenters' concerns about the possibility that we have proposed a program-specific section 422 cap. We did not propose and we are not finalizing in this final rule a program-specific section 422 cap. That is, once a hospital receives an increase in its otherwise applicable FTE resident cap

effective July 1, 2005, the portion of the cap relating to an increase under section 422 is applied to FTEs in any program that the hospital is training in excess of its 1996 FTE cap (which is subject to any permanent adjustments for new programs and any reductions under section 1886(h)(7)(A) of the Act), regardless of the hospital's program-specific basis for being granted the section 422 cap increase.

We note, however, that hospitals must sign an attestation as part of the hospital's application for the overall increase to the cap under section 422 to certify that the information claimed in the application is true at the time of the application. Thus, if a hospital claims on one of its CMS Evaluation Forms that the hospital is applying for the increase because it plans to use the FTEs because it is training residents from a program or a hospital that closed, and the applicant hospital no longer qualifies for a temporary adjustment to its cap, then at least at the time of the application, the hospital intends to use at least that part of its section 422 cap for this stated purpose (that is documented in the hospital's application). The section 422 caps, as well as the adjusted 1996 FTE caps, are applied to FTE residents counted by the hospital in all programs in the aggregate, not on a program-specific basis.

In response to the comments concerning our proposal to require a separate CMS Evaluation Form for each residency program for which the applicant hospital requests an increase in the number of FTE residents, we proposed such a requirement so that, as stated above and also in the proposed rule, we would be able to determine a hospital's "demonstrated likelihood" and to discern within which level priority category (first through sixth) the applicant hospital's application should be placed based on the residency specialty program for which the FTE cap increase is being requested. As we have stated, a hospital may apply for an increase in its FTE caps for more than one residency program at the hospital. It is possible that applications for the programs would fall within different level priority categories. For example, a hospital may apply for an increase in its cap(s) for one program that is the "only specialty training program in the State" (which would place the hospital's application in the fifth level priority category on the CMS Evaluation Form) and for another program that is not the only program in the State (which, assuming the hospital is located in a large urban area, would place the hospital on that Evaluation Form in the sixth level priority category). Therefore,

we proposed that hospitals complete an Evaluation Form for each residency program for which it is requesting an increase in its FTE resident cap. For these reasons, we are finalizing our proposed policy. We believe it would be difficult for us to establish "demonstrated likelihood" and to determine which hospital requests should have priority over others to receive the section 422 cap without asking hospitals to submit a CMS Evaluation Form for each program they are requesting as part of their application for the section 422 cap.

Finally, to respond to the comments concerning program-specific criteria on the CMS Evaluation Form, we proposed such criteria in an attempt to not only encourage certain public health and community goals, but also to correct certain anomalies relating to the FTE resident cap that may have been unintended consequences resulting from the BBA-mandated FTE caps. We believe our proposed program-specific criteria are important because we would, at least at the outset of awarding the section 422 cap increases, like to encourage certain behaviors in graduate medical education.

To demonstrate the point that the section 422 caps are hospital-specific and not program-specific, we give the following example to represent a scenario that we would view as an appropriate use of the section 422 caps:

*Example:* Hospital-specific section 422 caps. Hospital D, an urban hospital located in an other than large urban area that is training residents at its direct GME and IME 1996 FTE caps, applies to CMS for the section 422 caps because the hospital intends to expand its existing geriatrics residency program from 5 FTEs to 10 FTEs beginning July 1, 2005, and therefore checks off C2 on the CMS Evaluation Form and also demonstrates a likelihood of filling the slots of the program. CMS awards Hospital D 5 FTE residents for its direct GME and IME section 422 caps to be used by Hospital D beginning on or after July 1, 2005. In the middle of the 2008 program year, Hospital D realizes that it only had been able to increase its geriatrics residency program for two additional geriatrics residents. Hospital D would accordingly prefer to use 3 FTEs for direct GME and IME out of its section 422 cap for another unrelated program, because it would like to expand the number of FTE residents for that program. Thus, beginning July 1, 2009, Hospital D may count 2 FTE residents for geriatrics and 3 additional FTEs for another program in its section 422 caps.

*Comment:* One commenter asked whether "each residency program within a single hospital" must submit a separate CMS Evaluation Form.

*Response:* First, hospitals, not individual residency programs at hospitals, apply for the section 422

caps. As we have indicated earlier, the section 422 caps are not program-specific; rather, they are hospital-specific. Second, as discussed above and also in the proposed rule, we are requiring that each hospital submit as part of its application a separate CMS Evaluation Form for each residency program for which the applicant hospital intends to justify an increase in the number of FTE residents slots.

*Comment:* One commenter asked whether each hospital under a Medicare GME affiliation agreement should submit a CMS Evaluation Form for "the same specialty program."

*Response:* We are assuming the commenter is referring to a hospital that is applying for the section 422 cap increase and such a hospital will also participate in a Medicare GME affiliation agreement as of July 1, 2005, such that it is rotating residents in a particular program from the hospital to another hospital in the affiliation. We are clarifying in this final rule that—(1) hospitals that participate in a Medicare GME affiliation agreement under § 413.79(f) on or after July 1, 2005, may apply for the increase to their caps under section 422; and (2) hospitals that receive section 422 cap increases from CMS and participate in a Medicare GME affiliation agreement under § 413.79(f) on or after July 1, 2005 may only affiliate for the purpose of adjusting their 1996 FTE caps (adjusted for new programs and any reductions under section 1886(h)(7)(A) of the Act) for direct GME and IME. The additional slots that a hospital receives under section 422 may not be aggregated and applied to the FTE resident caps of any other hospitals. Adjustments under section 422 are limited to no more than 25 FTEs for any hospital that applies. We believe that if we were to allow affiliations using the section 422 cap increases, hospitals could circumvent the 25 FTE limit on the section 422 cap increases. We also believe this prohibition on affiliations relating to the section 422 cap increases is needed to facilitate tracking for the different direct GME and IME payment rates associated with FTE residents that are counted as a result of the section 422 cap increases. It would be very difficult for both providers and fiscal intermediaries to identify these "422" FTE residents in an affiliation agreement with two or more hospitals (some affiliations have multiple hospital participants). Therefore, we believe it is appropriate to prohibit hospitals that receive section 422 cap increases from including those FTE increases in the aggregate FTE cap in an affiliated group, effective July 1, 2005. However, hospitals that receive

section 422 cap increases may affiliate with other hospitals using the remainder of their FTE resident caps, that is, the 1996 cap as adjusted for new programs and reductions under section 1998(h)(8)(A) of the Act. The following is an example of an affiliation between two hospitals (one of the affiliated hospitals has a section 422 cap for direct GME and IME):

*Example:* Affiliation agreement with section 422 caps. Hospital A has a 1996 FTE resident cap of 100 for both direct GME and IME and, effective July 1, 2005, a section 422 cap of 15 for both direct GME and IME. Hospital B has a 1996 FTE resident cap of 60 for both direct GME and IME and no section 422 cap. For the academic year ending June 30, 2006, the two hospitals enter into a Medicare GME affiliation agreement. Their combined 1996 direct GME and IME cap is 160 FTE residents (100 Hospital A + 60 Hospital B). The hospitals are prohibited from forming a Medicare GME affiliation agreement using the 15 FTE in Hospital A's section 422 cap. They may reallocate the 1996 FTE resident caps under the affiliation so that Hospital A's direct GME and IME 1996 cap is 90 and Hospital B's direct GME and IME 1996 cap is 70. Both Hospital A and Hospital B have a FYE of June 30. In addition to its 1996 cap of 90, Hospital A would have a section 422 cap(s) of 15 FTEs.

*Hospital A:* During FY 2006, Hospital A trains 100 FTE residents. Of the 100 FTE residents, Hospital A is able to count up to 90 FTEs in its 1996 cap as adjusted by the Medicare GME affiliation agreement described above and 10 residents as part of its section 422 cap.

- For direct GME, the 90 residents counted as part of the 1996 FTE cap are paid at the hospital's actual per resident amounts (primary care PRA and/or nonprimary care PRA) inflated to the current cost reporting period.
- For direct GME, the 10 FTE residents (100 total FTE—90 FTE counted in the 1996 cap) that Hospital A counts above its 1996 FTE cap, as adjusted by the affiliation agreement, are counted as part of the section 422 cap. These 10 FTE residents are paid at the locality-adjusted national average PRA under § 413.77(d)(2)(ii), inflated to the current cost reporting period.
- In order to calculate the IME adjustment factor for the 90 FTE residents counted as part of the 1996 FTE cap, Hospital A uses 1.37 (per section 502(a) of Public Law 108-173) as the IME adjustment factor formula multiplier.
- In order to calculate the IME adjustment factor for the 10 FTE residents counted as part of the section 422 cap, Hospital A uses .66 (per section 422(b)(1)(C) of Pub. L. 108-173) as the IME adjustment formula multiplier.
- The remaining 5 FTE available under Hospital A's section 422 cap are unused during the FYE June 30, 2006.

*Hospital B:* During FY 2006, Hospital B trains 75 FTE residents. Of these 75 residents, only 70 residents are counted as a result of Hospital B's 1996 FTE cap as adjusted by the Medicare GME affiliation agreement.

- For direct GME, the 70 FTE residents counted as part of the 1996 FTE cap are paid at the hospital's actual per resident amounts (primary care PRA or nonprimary care PRA) inflated to the current cost reporting period.
  - In order to calculate the IME adjustment factor for the 70 FTE residents counted as part of the 1996 FTE cap, Hospital B uses 1.37 (per section 502(a) of Pub. L. 108-173) as the IME adjustment factor formula multiplier.
- Hospital B cannot receive Hospital A's unused section 422 cap slots through the affiliation agreement. Therefore, 5 FTE residents training at Hospital B cannot be counted for purposes of direct GME and IME payment.

*Comment:* One commenter asked for clarification on which hospitals are eligible to submit an application for the section 422 caps by March 1, 2005, rather than December 1, 2004.

*Response:* We stated at the proposed rule the following information for the timeframe for submission of the section 422 cap increase applications:

"We further propose that any hospital that wishes to receive an increase in its FTE resident cap(s) must submit a copy of its completed application \* \* \* to the CMS Central Office and to the CMS Regional Office for the region in which the applicant hospital is located, and that the application must be received on or before December 1, 2004 \* \* \* We note that some hospitals' FTE counts will be subject to audit for purposes of section 1886(h)(7)(B) of the Act, and those audits may not be completed by December 1, 2004. Because the results of such an audit may be a factor in a hospital's decision whether to request an increase in its FTE resident cap under section 1886(h)(7)(B) of the Act, we propose to allow a later date for those hospitals to apply for increases in their FTE resident caps. Therefore, if a hospital's resident level is audited for purposes of section 1886(h)(7)(A) of the Act, and that hospital also wishes to apply for an increase in its FTE resident cap(s) available through section 1886(h)(7)(B) of the Act, we propose that such a hospital must submit a completed application to CMS and that the application must be received on or before March 1, 2005." We hope this information is helpful and are finalizing the December 1, 2004 and March 1, 2005 deadline applications for the different hospitals in this final rule.

#### i. CMS Evaluation of Applications for Increases in FTE Resident Caps

As noted in section IV.O.2.h. of this preamble, in the May 18, 2004 proposed rule, we proposed to require hospitals to submit, with their applications for increases in their FTE resident caps, a completed copy of the CMS Evaluation Form. As we have stated, we proposed to make the process of evaluating the applications as objective as possible. Therefore, we proposed to use a CMS Evaluation Form that the hospital must complete and submit as part of its application. The CMS Evaluation Form will ask the hospital to check off which of the "demonstrated likelihood" criteria (described above in section IV.O.2.g. of this preamble) the hospital meets. We also proposed to require the hospital to provide the documentation that supports the "demonstrated likelihood" criteria it has checked off on the Evaluation Form.

Assuming that hospitals interested in applying for the increase in their FTE caps meet the eligibility criterion of "demonstrated likelihood," we proposed that applicant hospitals indicate on the CMS Evaluation Form the category(ies) for which it believes it will qualify. We will use this indication to prioritize the applications. This prioritization is derived from section 1886(h)(7)(B) of the Act, as added by section 422 of Public Law 108-173. That section established the following priority order to determine the hospitals that will receive increases in their FTE caps:

- *First, to hospitals that are "located in rural areas, as defined in section 1886(d)(2)(D)(ii) of the Act" (section 1886(h)(7)(B)(iii)(I) of the Act).* Section 1886(d)(2)(D)(ii) of the Act defines a rural area as any area outside a Metropolitan Statistical Area (MSA). Under the existing implementing regulations at § 413.62(f)(ii), an "urban area" means (1) a Metropolitan Statistical Area (MSA) or New England County Metropolitan Area (NECMA); or (2) the following New England counties: Litchfield County, Connecticut; York County, Maine; Sagadahoc County, Maine; Merrimack County, New Hampshire; and Newport County, Rhode Island. Under existing § 413.62(f)(iii), a "rural area" means any area outside an urban area. However, we note that under section III. of this preamble, which discusses changes in wage areas for FY 2005, we proposed to no longer recognize NECMAs as a distinct category of wage areas. Thus, for purposes of the amendments made

by section 422, we proposed that any hospital located in an area that is not in a MSA is a rural hospital, regardless of any reclassification under § 412.102 or § 412.103. We note that this definition of "rural" is consistent with our policy under section III. of this preamble concerning designation of wage index areas.

• *Second, to hospitals that are located in urban areas that are not large urban areas, as defined for purposes of section 1886(d) of the Act (section 1886(h)(7)(B)(iii)(II) of the Act).* Section 1886(d)(2)(D) of the Act defines "large urban area" as an "urban area which the Secretary determines \* \* \* has a population of more than 1,000,000." Existing implementing regulations at § 412.63(c)(6) state generally that the term "large urban area" means an MSA with a population of more than 1,000,000. Again, we note that we proposed changes to the definition of "urban area" to reflect the new geographic areas designated by the Office of Management and Budget under section III. of this preamble. Therefore, if the eligible hospital applying for an increase in its FTE resident cap is an urban hospital that is located in the proposed redefined MSA area with a population of less than 1,000,000, CMS will give such a hospital second priority (after all rural hospitals in the first priority category under the statute) in deciding which hospitals should receive an increase in their FTE resident caps.

• *Third, hospitals that currently operate, or will operate, a residency training program in a specialty for which there are not other residency training programs in the State (section 1886(h)(7)(B)(iii)(III) of the Act).* We proposed to interpret "a specialty for which there are not other residency training programs in the State" to mean the only specialty in either allopathy or osteopathy in a particular State. For example, if in State X, Hospital A would like to use the additional FTE residents in order to establish a new osteopathic emergency medicine program (which would be the first osteopathic emergency medicine program in State X), and Hospital B has already established an allopathic emergency medicine program in State X, Hospital A's application for an increase in its FTE resident cap(s) would be put in the third priority category because Hospital A would be establishing a new osteopathic emergency medicine program, a specialty for which there are not other osteopathic emergency medicine programs in the State. We believe that a more "expansive" interpretation of "a specialty for which there are not other residency programs"

allows more hospitals to fit into this third priority category. In addition, it is our understanding that allopathic and osteopathic programs are, at least, nominally different disciplines in medicine. As a result, we believe that this more "expansive" interpretation for "a specialty for which there are not other residency programs" is the more appropriate interpretation.

As we described above, we proposed that applicant hospitals indicate on the CMS Evaluation Form the category(ies) for which it believes it will qualify; we will use this indication to prioritize the applications. Each of the categories (described below) is derived from the priorities established by section 1886(h)(7)(B) of the Act, as added by section 422 of Public Law 108-173. We proposed to use the following categories to determine the order in which hospitals would be eligible to receive increases in their FTE resident caps:

*First Level Priority Category:* The hospital is a rural hospital and has the only specialty training program in the State.

*Second Level Priority Category:* The hospital is a rural hospital only.

*Third Level Priority Category:* The hospital is an urban hospital that is located in a "not large urban area" and has the only specialty program in the State.

*Fourth Level Priority Category:* The hospital is an urban hospital that is located in a "not large urban area."

*Fifth Level Priority Category:* The hospital has the only specialty training program in the State.

*Sixth Level Priority Category:* The hospital meets none of the statutory priority criteria.

We believe the first and third level categories are appropriate for our evaluation purposes (which is explained further below) because some hospitals that apply for the additional resident slots may fit into more than one of the three statutory priority categories listed in section 1886(h)(7)(B) of the Act. In addition, we proposed to give consideration first to those hospitals that meet more than one of the statutory priority categories over those hospitals that meet only one of the statutory priorities (see second, fourth, and fifth level priority categories.) We also proposed a sixth level priority category to identify those section 1886(d) of the Act hospitals that apply for additional resident slots, but do not fit into any of the priority categories listed in section 1886(h)(7)(B) of the Act (that is, hospitals in large urban areas).

As specified by the statute, we proposed to put each hospital's application for an increase in its FTE

resident cap (based on how the hospital describes itself on the CMS Evaluation Form) into one of the "level priority categories" for evaluation purposes, giving first and second priority to the rural hospitals, as defined above. In addition, we note that we proposed that hospital applicants provide residency specialty program information as part of the application for the increase to the cap(s), as well as a CMS Evaluation Form for each residency program for which the applicant hospital intends to use the increased FTE resident slots. Our intention in proposing these requirements was for CMS to be able to discern within which level priority category the applicant hospital's application should be placed based on the residency specialty program for which the FTE cap increase is being requested. In other words, it is possible that a hospital will apply for an increase in its FTE caps for more than one residency program at the hospital. It is possible that applications for the programs would fall within different level priority categories, for example, if a hospital in a large urban area is applying for an increase in its cap(s) for one program that is the "only specialty training program in the State" would place the hospital's application in the fifth level priority category on the CMS Evaluation Form. For another program that is NOT the only program in the State, for a hospital in a large urban area, would place the hospital on that Evaluation Form in the sixth level priority category. Therefore, we proposed that hospitals complete an Evaluation Form for each residency program for which it is requesting an increase in its FTE resident cap.

*Comment:* Several commenters supported our proposals on the level priority categories, as stated in the proposed rule. One commenter stated that it was "extremely appreciative that CMS included a sixth category, for hospitals that do not meet any of the statutorily defined priority criteria (for example, hospitals located in large urban areas), within the priority ordering."

*Response:* We appreciate the commenters' support of the our proposals concerning the level priority categories.

*Comment:* We received several comments that addressed our interpretation of the third statutory priority at section 1886(h)(7)(B)(iii)(III) of the Act, which granted priority for a "residency program for which there are not other residency training programs in the State." Several commenters were very supportive of our proposed interpretation of this language to mean:

"the only specialty in either allopathy or osteopathy in a particular State." One commenter stated: "[w]e strongly support this approach, and we believe it appropriately reflects the fact that osteopathic and allopathic disciplines offer residents- and patients-different approaches to health care."

Another commenter, while supportive of our proposed implementation of section 1886(h)(7)(B)(iii)(III) of the Act, requested that we include interpretation that addresses a family medicine specialty which trains residents to care for "special populations-the underserved who require care to be delivered by physicians who have had special language and cultural training because the population served required it."

Finally, another commenter asked us to clarify whether a hospital would be "the only program in the state" under section 1886(h)(7)(B)(iii)(III) of the Act, if the only other residency program in the state for a particular specialty is at a Federal or military hospital.

*Response:* We are pleased that the commenters are supportive of our proposed interpretation of "the only specialty in either allopathy or osteopathy in a particular State." We are finalizing this interpretation with this final rule.

In response to the second comment, we believe we have limited discretion in interpreting the statutory priorities to accommodate the situation of a family practice program in which residents treat underserved populations, unless a family practice program in a particular state is the only family medicine program in that state. However, we hope we have accommodated hospitals that strive to serve "special populations" by proposing many of the Evaluation Criteria on the CMS Evaluation Form (see, for example, Evaluation Criteria Three or Seven).

Finally, in response to the third comment, we understand that residency programs at Veteran's Affairs, Department of Defense, or other Federal hospitals are accredited program by either the ACGME or the AOA. Just because many of these military and Federal hospitals do not receive Medicare direct GME and IME payments for the training of interns and residents, does not mean that the residency programs at these hospitals do not exist for purposes of section 1886(h)(7)(B)(iii)(III) of the Act. Therefore, we are clarifying here that if the residency program is accredited, even if that program is training residents at a Federal facility or military hospital, that program specialty exists for

purposes of interpreting section 1886(h)(7)(B)(iii)(III) of the Act.

*Comment:* We received several comments objecting to the priority for the increase to the cap under section 422 to rural hospitals. One commenter believed that the proposed first and second level priority categories to rural hospitals "will undermine the expansion plans of many urban teaching hospitals, especially those that share the same corporate structure and are part of a multi-hospital system." The commenter requested that CMS remove the rural hospitals as the first and second level priorities for the increase to the caps under section 422.

*Response:* We believe we have limited statutory discretion in determining which hospitals should receive the increase to their caps under section 422. Our proposed level priority categories are derived from section 1886(h)(7)(B) of the Act, as added by section 422 of Public Law 108-173. That section established a priority order to determine the hospitals that will receive increases in their FTE caps. Section 1886(h)(7)(B)(iii)(I) of the Act of the Act gives first priority to hospitals that are "located in rural areas". We understand there may be situations where urban hospitals, due to circumstance, stand to lose FTE slots because of section 1886(h)(7)(A) of the Act, and the increase to the caps under section 1886(h)(7)(B) of the Act gives first priority to rural hospitals. However, the statute that mandated the priorities determines this situation.

*Comment:* We received one comment requesting that CMS give priority under the section 422 cap increase to hospitals in small urban areas that are Level 1 Trauma Centers.

*Response:* While we do not believe we have discretion in interpreting the priority categories, we believe that hospitals that are Level 1 Trauma Centers provide good emergency services to the public. Along these lines, we have agreed to add a new Evaluation Criterion 14 with this final rule (see below) that addresses residency training for new or expanding residency programs in emergency medicine.

*Comment:* We received one comment on the priority categories generally that requested that CMS refine its methodology so that hospitals that "already exceed their FTE caps are given first priority within their Priority category."

*Response:* As we have stated, the Congress has set the priorities as to which hospitals should receive the increase to their FTE caps first, without stating specifically that the hospitals applying for the cap increase must be at

or above its FTE caps to qualify for the increase. However, as we believe, like most commenters, that most hospitals that apply for the section 422 caps will be above their 1996 FTE caps, we have agreed to add new Evaluation Criterion 12 to address the situation of hospitals exceeding their FTE caps (see discussion of Evaluation Criteria below).

#### *CMS Evaluation of Application for Increases in FTE Resident Caps*

We note that section 1886(h)(7)(B)(iii) of the Act states that "increases of residency limits within the same priority category \* \* \* shall be determined by the Secretary." Therefore, we proposed to use the following criteria for evaluating the applications for increases in hospitals' FTE resident caps within each of the six level priority categories described above:

*Evaluation Criterion One.* The hospital that is requesting the increase in its FTE resident cap(s) has a Medicare inpatient utilization over 60 percent, as reflected in at least two of the hospital's last three most recent audited cost reporting periods for which there is a settled cost report. We have selected 60 percent utilization because it will identify hospitals where Medicare beneficiaries will benefit the most from the presence of a residency program, and it is consistent with the utilization percentage required for Medicare-dependent, small rural hospitals (MDHs) as specified in § 412.108. In addition, it identifies a type of hospital that warrants atypical treatment by the Medicare program because it is so reliant on Medicare funding.

*Evaluation Criterion Two.* The hospital will use the additional slots to establish a new geriatrics residency program, or to add residents to an existing geriatrics program. We believe that, of all the medical specialties, geriatrics is the one specialty that is devoted primarily to the care of Medicare beneficiaries. In addition, we note that encouraging residency training in geriatrics is consistent with Congressional intent as expressed, among other places, in section 712 of Public Law 108-173.

*Evaluation Criterion Three.* The hospital does not qualify for an adjustment to its FTE caps under existing § 413.86(g)(12) (proposed to be redesignated as § 413.79(k) in the proposed rule) for a rural track residency program, but is applying for an increase in its FTE resident cap(s) under section 1886(h)(7)(B) of the Act because it rotates (or in the case of a new program, will rotate) residents for at least 25 percent of the duration of the

residency program to any combination of the following: a rural area, as defined in section 1886(d)(2)(D)(ii) of the Act and § 412.62(f)(1)(iii) of the regulations; a rural health clinic (RHC), as defined in section 1861(aa)(1) of the Act and § 491.2 of the regulations; or a Federally Qualified Health Center (FQHC), as defined in section 1861(aa)(3) of the Act and § 405.2401(b) of the regulations. We believe that the Congress intended that the Secretary use section 422 to encourage resident training in rural areas, and we believe this criterion furthers this intention. We proposed to include residency training in FQHCs in this criterion because we understand that some FQHCs are located in rural areas. In addition, we indicated our encouragement of residency training at FQHCs because we believe that, similar to rural providers and RHCs, FQHCs provide services for medically underserved areas or populations, or both.

**Evaluation Criterion Four.** In portions of cost reporting periods prior to July 1, 2005, the hospital qualified for a temporary adjustment to its FTE cap under existing § 413.86(g)(9) (proposed to be redesignated as § 413.79(h) in the proposed rule) because it was training displaced residents from either a closed program or a closed hospital, and, even after the temporary adjustment, the hospital continues to train residents in the specialty(ies) of the displaced residents and is training residents in excess of the hospital's direct GME FTE cap or IME FTE cap, or both, for that reason. We believe this criterion is appropriate because it will help to sustain the level of residency training in the community.

**Evaluation Criterion Five.** The hospital is above its FTE caps because it was awaiting accreditation of a new program from the ACGME or the AOA during the base period for its FTE cap(s), but was not eligible to receive a new program adjustment as stated under existing § 413.86(g)(6)(ii) (proposed to be redesignated as § 413.79(e)(2) in the proposed rule). Under existing § 413.86(g)(6)(ii) and § 413.86(g)(13) (proposed to be redesignated as § 413.79(l) in the proposed rule), a hospital that had allopathic or osteopathic residents in its most recent cost reporting period ending on or before December 31, 1996 could receive an adjustment to its unweighted FTE cap for a new medical residency training program that either received its initial accreditation or began training residents on or after January 1, 1995 and on or before August 5, 1997. If a hospital failed to meet those deadlines, it was not eligible to have its cap(s) adjusted to

include residents in a new program. Under the proposed criterion, a hospital would apply for additional FTE residents if the hospital had submitted its application for a new program to the accrediting body before August 5, 1997, and received its accreditation after August 5, 1997 but before August 5, 1998. This would allow some hospitals to receive increases in their FTE resident caps in cases in which, in good faith, the hospital had submitted an application for accreditation for a new program prior to the date of enactment of FTE resident caps under the BBA, but because of the timing of the implementation of the FTE resident cap(s), had not yet received direct GME and IME payment for residents in the newly accredited program during the base period for the hospital's FTE resident cap(s).

**Evaluation Criterion Six.** The hospital is training residents in excess of its FTE resident caps because, despite qualifying for an FTE cap adjustment for a new program under § 413.86(g)(6)(i) or (g)(6)(ii) (proposed to be redesignated as § 413.79(e)(1) and (e)(2) in the proposed rule), it was unable to "grow" its program to the full complement of residents for which the program was accredited before the hospital's FTE resident cap was permanently set beginning with the fourth program year of the new program. Similar to evaluation criterion five above, this criterion would allow some hospitals that had, in good faith, started up a new residency program as required in the regulations but could not completely fill the new program within the allowed regulatory period, to receive increases in their FTE resident caps. For instance, this could have occurred because the program was a program of long duration (such as a 5-year general surgery program), and the hospital did not have the opportunity to "grow" the program to its full complement of residents because the regulations at §§ 413.86(g)(6)(i) or (g)(6)(ii) allow a program to grow for only 3 years before the hospital's FTE resident cap is permanently adjusted for the new program.

**Evaluation Criterion Seven.** The hospital is located in any one (or a combination) of the following: a geographic HPSA, as defined in 42 CFR 5.2; a population HPSA, (also defined at 42 CFR 5.2); or a Medicare physician scarcity county, as defined under section 413 of Public Law 108-173. We proposed to use this 3-part criterion in order to capture, as objectively as possible, medically underserved areas or patient populations (many of which are Medicare beneficiaries), or both. We

understand that if a particular community has been designated a HPSA (either a geographic or population HPSA), the designation information is available to hospitals from the Health Resources and Services Administration (HRSA) HPSA database at the Web site: <http://belize.hrsa.gov/newhpsa/newhpsa.cfm>. In addition, hospitals will be able to determine whether they are located in a Medicare physician scarcity county (consistent with section 413 of Pub. L. 108-173) on the CMS Internet Web site at [www.cms.hhs.gov](http://www.cms.hhs.gov) or upon publication of the annual final rule setting forth the Medicare physician fee schedule (which is generally published by November 1 of each year). We note that if Medicare does not publish the final rule setting forth the Medicare physician fee schedule in time for the application deadline for increases in FTE resident caps (December 1, 2004, or March 1, 2005, depending on the hospital), we proposed that we will not use the Medicare physician scarcity county designations (as defined under section 413 of Pub. L. 108-173) for purposes of this criterion.

**Evaluation Criterion Eight.** The hospital is in a rural area (as defined under section 1886(d)(2)(D)(ii) of the Act) and is a training site for a rural track residency program (as specified under § 413.86(g)(12) (proposed to be redesignated as § 413.79(k) in the proposed rule)), but is unable to count all of the FTE residents training at the rural hospital in the rural track because the rural hospital's FTE cap is lower than the hospital's unweighted count of allopathic or osteopathic FTE residents beginning with portions of cost reporting periods on or after July 1, 2005.

**Evaluation Criterion Nine.** The hospital is affiliated with a historically Black medical college. According to the language in the Conference Report for Public Law 108-173 (pages 204-205), the Conference agreement on section 422 generally restated the three statutory priority categories described above (rural, "small" urban, and only specialty program in the State) in terms of giving guidance to the Secretary for deciding which hospitals should receive the redistributed FTE resident slots. However, there was one additional cited criterion that the Conference indicated the Secretary should use in evaluating the hospital applications. Specifically, the Conference agreement states that the Secretary should consider whether the hospital is a "historically large medical college" (emphasis added). Upon consideration of this particular terminology, which, on its face, seems to contradict the three statutory priority



categories (that is, rural, "small" urban, and only specialty program in the State), we proposed to view the reference to "historically large medical colleges" as a scrivener's error, and to read this language to refer to "historically Black medical colleges." This proposed interpretation accomplishes two goals: first, we believe this interpretation serves the greater policy goal of encouraging residency training for the benefit of medically underserved populations. Second, we believe that this interpretation reflects the Conferees' intent in the language in the Conference Report. In addition, we proposed to identify "historically Black medical colleges" as Howard University College of Medicine, Morehouse School of Medicine, Meharry Medical College, and Charles R. Drew University of Medicine and Science. These four medical schools are identified as "historically Black medical colleges" by the American Medical Association (see <http://www.ama-assn.org/ama/pub/category/7952.html>). We proposed that the hospital will meet this criterion if it intends to use an increase in its FTE resident cap(s) under section 1886(h)(7)(B) of the Act to count residents in residency programs sponsored by any of the historically Black medical college listed above.

**Evaluation Criterion Ten.** The hospital is training residents in residency program(s) sponsored by a medical school(s) that is designated as a Center of Excellence for Underserved Minorities (COE) under section 736 of the Public Health Service Act in FY 2003. We understand that the COE program was established to be a catalyst for institutionalizing a commitment to underserved students and faculty, and to serve as a national resource and educational center for diversity and minority health issues. Therefore, we believe that it is appropriate to encourage hospitals to train residents in residency programs sponsored by medical schools that are designated as COEs. A hospital can verify whether it is training residents in programs sponsored by a medical school that is a COE. Medical schools that are COEs in FY 2003 are listed at the following Web site: <http://bhpr.hrsa.gov/diversity/coe/grantees2003.htm>. We note that, in FY 2003, there were 28 medical schools that were designated to be COEs.

In the May 18, 2004 proposed rule, we proposed to use the above set of criteria to evaluate the applications by hospitals for increases in their FTE resident caps that fall within each of the six level priority categories. We proposed to place each application in the appropriate priority level category based

on a review of the information the hospitals check off on the proposed CMS Evaluation Form for each allopathic and osteopathic specialty program requested by the applicant hospital, and the corresponding requested FTE cap increase (see the proposed form below). We proposed to place all of these evaluation criteria on the Evaluation Form and to ask the hospital to check off which criteria on the form apply for each specialty program for which an FTE cap increase is requested. Based on the assertions checked off on the form, we would score each CMS Evaluation Form (one point per criterion checked off). The higher scoring CMS Evaluation Form(s) for each applicant hospital within each level priority category would be awarded the FTE resident cap increases first. As we described above, we proposed to award the cap increases in the order of the six specified level priority categories because, as a general rule, we believe hospitals that meet more than one of the statutory priorities should be awarded the increases in their FTE resident caps first before other hospitals. We also believe that hospitals that meet a higher statutory priority category should receive first consideration by us over hospitals that meet lower statutory priorities. That is the reason, for instance, we proposed the first level (rural hospital + only specialty program in the State) and second level (rural only) priority categories to give all rural hospitals first consideration by us before any small urban hospital, as required by the statute.

Thus, first level priority category hospitals that score highest on the evaluation criteria on the CMS Evaluation Form for a particular specialty program would receive the increases in their FTE resident caps first. For example, if Hospital D is a rural hospital and is establishing the first osteopathic internal medicine residency program in State Y, thereby falling within the first level priority category, and Hospital D checks off on the CMS Evaluation Form that it has a Medicare utilization of 60 percent, is located in a geographic HPSA, and is affiliated with a historically Black medical college, Hospital D would receive a score of 3 points on the completed CMS Evaluation Form. We proposed that we would first award FTE cap increases to hospitals whose CMS Evaluation Forms for a particular program receive 10 points based on the number of evaluation criteria checked off by the hospital for the program (if there are any) and then to those with

successively fewer points within the level priority category. Hospital D would receive the increase in its FTE resident cap(s) requested on its application after all the hospitals in the first level priority category whose applications receive 10 through 4 points are awarded their requests first.

We proposed that we would award the increases in FTE resident caps to all those hospitals that are in the first level priority category (rural hospitals + only specialty program in the State) before evaluating those hospitals in the second level priority category (rural hospital), and would award the FTE resident slots to all those hospitals in the second level priority category before evaluating those hospitals in the third level priority category ("small" urban hospital + only specialty in the State), and so on. Once we reach an aggregate number of FTE resident cap increases from the aggregate estimated pool of FTE resident positions under section 1886(h)(7)(A) of the Act, but are unable, based on the number of remaining slots, to meet all of the requests at the next level priority category at the next score level, we proposed to prorate any remaining estimated FTE resident slots among all the applicant hospitals within that level priority category and with the same score on the hospital's application.

For example, assume all applicant hospitals in the first through fourth level priority categories receive the requested increases in their FTE resident caps by us, and we evaluate hospital applications next and accompanying CMS Evaluation Forms in the fifth level priority category (only specialty program in the State). At the point that we have awarded cap increases for all the fifth level priority category hospitals that scored 5 or above on their CMS Evaluation Forms for each residency program, we find that there is only a sufficient number of resident slots remaining in the estimated pool to grant half of the requests for slots from hospitals that scored 4 points. We proposed that we would prorate all of the remaining FTEs among the 4-point CMS Evaluation Forms and accompanying applications in the fifth level priority category. Thus, if we could have awarded a total of 200 FTE slots for direct GME and 185 FTE slots for IME to only the first 50 percent of the 4-point CMS Evaluation Forms in the fifth level priority category at the point that the estimated pool of FTE slots is spent, we proposed to prorate all of the 200 FTE slots for direct GME and 185 FTE slots for IME among all of the 4-point CMS Evaluation Forms and accompanying applications in that fifth priority category, no matter what level

of FTE resident cap increase was requested on the individual hospital's application.

We recognize the complexity of the proposed evaluation process for the award of increases in hospital's FTE resident caps under section 1886(h)(7)(B) of the Act. Therefore, we have included the following examples depicting the proposed procedures:

**Example 1.** Hospital M in State Z is an urban hospital located in an MSA that has a population of less than 1 million. Hospital M can demonstrate the likelihood that it will fill the requested five FTEs resident slots for direct GME and IME for a geriatric program because it is currently training a number of FTE residents that exceeds both of its FTE caps, and has attached to its application for an increase in its FTE resident caps a copy of Hospital M's past three Medicare cost reports (as filed or audited, whichever is most recent and available), which documents on Worksheet E, Part A and Worksheet E3, Part IV that, according to the resident counts and the FTE resident caps, Hospital M is training residents in excess of its caps. Hospital M has taken on geriatric residents from a teaching hospital in the community that closed, and is also located in a Medicare physician scarcity county.

We would evaluate Hospital M's application accordingly. It will be determined a fourth level priority category ("small" urban hospital); and will receive a score of 4 (expanding geriatrics program, Medicare physician scarcity area, residents from a closed hospital, training residents in excess of its 1996 FTE caps).

**Example 2.** Hospital K is a large academic medical center located in an MSA with a population of greater than 1,000,000 and is in a population HPSA. Hospital K regularly trains residents in programs sponsored by Meharry Medical College, and wishes to add more residents from Meharry, and therefore, has requested accreditation from the ACGME to expand the number of Meharry residents training in both allopathic surgery and osteopathic pediatrics programs. Hospital K is above both its direct GME and IME FTE caps.

Hospital K's CMS Evaluation Forms for allopathic surgery and osteopathic pediatrics would be submitted separately by the hospital and we would evaluate it (separately) accordingly. Both requests would put the hospital in the sixth level priority category (large urban hospital); it can demonstrate the likelihood of filling the slots (because Hospital K can document both that the hospital is above its caps and that it has requested ACGME accreditation to expand the programs); and will receive a score of 3 (population HPSA, historically Black medical college, training residents in excess of its FTE caps).

**Example 3.** Hospital E is a rural hospital located in a Medicare physician scarcity area and a geographic HPSA. It is a rural training site for an already established rural track residency program that has only been a training site since 2002. Therefore, Hospital E has an FTE resident cap of zero FTEs for direct GME and IME.

Hospital E's CMS Evaluation Form for the rural track family practice program and accompanying application would be evaluated by us accordingly. Second level priority category (rural hospital); it can demonstrate the likelihood of filling slots (because Hospital E can document that it is both over its cap of zero FTEs, and that it is a training site for an accredited rural track residency program; and will receive a score of 3 (a training site for a rural track, and a Medicare physician scarcity area, and a geographic HPSA, and training residents in excess of its FTE caps).

**Example 4.** Hospital W is a rural hospital that has FTE caps of 15 FTEs for both direct GME and IME. Hospital W requests a total FTE cap adjustment of 25 FTEs for both direct GME and IME; 5 FTEs are to expand an existing geriatric fellowship; and 20 FTEs are to establish the first osteopathic emergency medicine program in State K, in which Hospital W is located. Hospital W can document that it is at its FTE caps with existing residency programs. We would make the following assessment for Hospital W's Evaluation Form for the geriatric fellowship: Hospital W falls into the second level priority category for being a rural hospital; it can demonstrate the likelihood that it will fill the 5 FTE slots of the geriatric program by documenting that it has requested additional slots in the accreditation of the geriatrics program. Hospital W would receive a score of 1 on its CMS Evaluation Form for the geriatrics program. We would make the following assessment for Hospital W's CMS Evaluation Form for the new osteopathic emergency medicine program: Hospital W would meet the first level priority category for this Evaluation Form because, not only is it a rural hospital, but it is also requesting 20 FTEs for the only osteopathic emergency medicine program in the State; it can demonstrate the likelihood that it will fill the 20 osteopathic emergency medicine FTEs by documenting the accreditation request and also that it is over its FTE caps. Hospital W would receive a score of zero, because it did not meet any of the evaluation criteria on the CMS Evaluation Form. Although this request receives a score of zero, it will be granted its request as level one priority request before any other level priority category.

**Comment:** We received many comments in general support for our proposed evaluation criteria on the CMS Evaluation Form. One commenter stated: "[w]e applaud CMS in attempting to meet not just the letter of the law, but the spirit, in crafting its priority list to include priorities such as rural and underserved areas, minority institutions, etc." Another commenter stated that "[a]lthough the evaluation process as a whole is lengthy and confusing, we note that several of the individual criteria respond to longstanding problems with the way resident caps were determined under the BBA \* \* \* We applaud CMS' decision to address these problems now through the resident redistribution process." The commenter listed the

proposed Evaluation Criteria Four, Five, and Six as serving this purpose.

**Response:** We appreciate the commenters' support of our proposals in this section.

**Comment:** Many commenters supported our proposed Evaluation Criterion Two, which states that the "hospital needs the additional slots to establish a new geriatrics residency program, or adding residents to an existing geriatrics program." Many of these commenters were pleased with CMS' acknowledgment in the proposed rule that "geriatrics is the one specialty that is devoted primarily to the care of Medicare beneficiaries" and strongly urged CMS to include this geriatrics language for Evaluation Criterion Two in this final rule. One commenter, in support of CMS finalizing the proposed Evaluation Criterion Two concerning geriatric programs, stated: "[a]s evidenced in a recent study published in Health Affairs (Apr 7, 2004), in states with higher concentrations of [general practitioners], Medicare spends less money per beneficiary and gets better quality. And the opposite is true for states with higher specialist concentrations."

**Response:** We appreciate the commenters' support of our proposal to include a point in the Evaluation Criteria for residency training in geriatrics residency programs. We are accordingly finalizing this proposed criterion in this final rule.

**Comment:** Two commenters requested that CMS add a new criterion to the evaluation criteria to evaluate the hospital applications for the increase in hospitals' FTE caps that would give hospitals a point in their applications if the hospital will use the additional slots to establish a new family practice program, or add residents to an existing family practice program.

**Response:** We agree to add a new evaluation criterion on the CMS Evaluation Form in this final rule that addresses primary care residency training, because we believe there is a statutory basis in the Medicare program for encouraging primary care residency training. The statute at section 1886(h) of the Act cites primary care programs for special treatment. For example, with both primary care and non-primary care programs, the statute has permanently assigned a higher direct GME PRA for the hospital's primary care residency programs. As specified at section 1886(h)(5)(H) of the Act, "primary care resident" means "a resident enrolled in an approved medical residency training program in family medicine, general internal medicine, general pediatrics, preventive medicine, geriatric medicine,

or osteopathic general practice.<sup>6</sup> We are incorporating this definition at § 413.75(b). Therefore, in this final rule, we are including a new Evaluation Criterion 11 to read as follows:

"C11: Evaluation Criterion 11. The hospital needs the additional slots to establish a new primary care residency program, or to expand an existing primary care residency program, as primary care is defined under § 413.75(b)."

*Comment:* We received several comments asking CMS "to favor rural and other underserved training sites" in determining priority for the increase under section 422.

*Response:* By proposing such criteria as Evaluation Criteria Three or Seven, we believe we have addressed awarding hospitals that train residents in rural and underserved areas. We are finalizing the proposed criteria on these issues, as well as adding new Evaluation Criteria that may also address these issues.

*Comment:* We received several comments concerning our proposed Evaluation Criterion Four, which states—

"In portions of cost reporting periods prior to July 1, 2005, the hospital qualified for a temporary adjustment to its FTE cap under existing § 413.86(g)(9) (proposed to be redesignated as § 413.79(h) in the proposed rule) because it was training displaced residents from either a closed program or a closed hospital, and, even after the temporary adjustment, the hospital continues to train residents in the specialty(ies) of the displaced residents and is training residents in excess of the hospital's direct GME FTE cap or IME FTE cap, or both, for that reason."

One commenter noted that hospital closure "is not the only chaotic factor with which existing teaching hospitals in a given area must cope \* \* \* changes in a community's demography and needs, the hospital's facilities and resources, and the resident training programs of other hospitals \* \* \*" are other factors that hospitals consider when deciding use of resident slots. Therefore, the commenter requested that CMS consider a "key priority" for the redistribution of unused positions under section 422 should be "to keep the slots within the original MSA, or for resident slots lost by facilities not in an MSA, within the original state." Similarly, other commenters requested that CMS modify the proposed Evaluation Criterion 4 to address hospitals that are training residents from one or more hospitals in its community "who have downsized their residency program(s) but did not close these programs." One

commenter believed that this "downsizing" could occur because the Residency Review Committee (RRC) required the downsizing.

Another commenter requested that CMS consider modifying this evaluation criterion to account for a hospital that "qualified for a temporary adjustment because it was training displaced residents from either a closed program or a closed hospital regardless of whether the [hospital] continued to train residents in that specialty." The commenter believed that CMS should "award" hospitals that served a "distinct public good," regardless of whether they continued to train residents in the same specialty.

One commenter recommended that CMS change the criterion to a requirement of documentation of acceptance of the resident(s) from the closed hospital/closed program plus proof of "closure notice."

Finally, another commenter encouraged CMS to "keep closed hospital resident slots in the community by distributing those slots to the facility that completed the training of those residents, with permanent count increases."

*Response:* We recognize that there are many considerations that hospitals must take into account when determining the need for more resident slots, including the need for more training within a community, hospital (or program). However, in including Evaluation Criterion Four, we did not intend to attempt to maintain resident levels on a state or MSA basis. Rather, we were only addressing concerns that have been brought to our attention by hospitals that have, in the past, provided for training residents from either closed hospitals or closed programs. We also do not agree with the commenter that we should address the need of hospitals that take on the training of residents from hospitals where programs are "downsized."

To address the second commenter's suggestion on modifying the criterion to award hospitals that received the temporary adjustment to the cap for training residents from programs or hospitals that closed, regardless of whether the hospitals continue to train residents in the same specialty, we proposed Evaluation Criterion Four because we believed it would address an issue left unresolved by the temporary adjustment for closed hospitals or programs. We understand from speaking to many hospitals that took on the training of displaced residents, that they continued to have cap problems long after they had received the temporary cap adjustment

under § 413.79(h), since these hospitals continued to train other residents in those slots even after the original displaced residents completed their training. Because we understand that the specialty program at the hospital that allowed the displaced residents to complete their training continues to fulfill a need in the community of the hospital for training in that program, we believe our Evaluation Criterion Four should be finalized as proposed, thereby rewarding those hospitals that serve this community in this fashion.

To address the comment requesting that, instead of the hospital documenting that the hospital had qualified for a temporary adjustment to its cap and was still training residents in the same specialty, that CMS should look to whether the hospital documented "acceptance of the resident" and "proof of closure," as we stated above, by proposing Evaluation Criterion Four, we attempted to address the specific situation of a hospital continuing to have cap problems as a result of training more residents in that program long after it had received the temporary cap adjustment under § 413.79(h). We understand that there are multiple situations of hospitals training residents from a closed hospital/program; however, we believe the documentation requirements in the proposed criterion more closely reflects the situation we intended to address. Therefore, we are not adopting the commenter's changes in this final rule.

Finally, to address the commenter's concern with our awarding hospitals permanent cap adjustments that take on residents from closed hospitals, we hoped to do so by proposing the Evaluation Criterion Four. While there is no guarantee that hospitals that meet Evaluation Criterion Four necessarily receive the section 422 caps (that is, the permanent cap adjustments sought by the commenter), we attempted to acknowledge the important role and "public good" such hospitals serve by finalizing Evaluation Criterion Four.

*Comment:* Many commenters believed that, generally, only hospitals that are counting FTE residents that exceed their 1996 FTE caps for direction GME and/or IME would be interested in applying for the section 422 caps. One commenter stated: "[a] primary purpose (if not the primary purpose) of section 422 [in Pub. L. 108-173] is to provide 'cap relief' to hospitals that have resident counts that exceed their caps." Therefore, the commenters believed that CMS should reflect the situation of a hospital exceeding its 1996 FTE cap in the evaluation criteria on the CMS Evaluation Form.

In addition, two commenters believed that CMS should assign special weighting factors or extra points (rather than just one point per evaluation criterion as stated in the proposed rule) to such a criterion on the final CMS Evaluation Form. Similarly, another commenter believed that CMS should adjust the Evaluation Criteria to include 0–2 points based on the percentage by which the applicant hospital's projected FTE count is in excess of 1996 FTE caps.

*Response:* Although we believe we may have already addressed the concern of hospitals exceeding their 1996 FTE caps in some of the evaluation criteria on the CMS Evaluation Form, we agree with the commenters that a primary purpose of the Congress of writing section 422 is to address situations of "cap relief" for hospitals that have exceeded their caps. Therefore, we are adding another criterion to the final evaluation criteria on the CMS Evaluation Form that states—

"C12: Evaluation Criterion 12. The hospital is above its direct GME and/or IME FTE cap on the count of residents, as stated in the Medicare cost report on the worksheets E, part A or the worksheets E3, part IV, in the hospital's most recently as submitted Medicare Cost Report."

Because we are also finalizing the other Evaluation Criteria on the proposed CMS Evaluation Form that address hospitals that exceeded their caps, we are not awarding extra weighting factors or extra point(s) to the new "exceed FTE cap" Evaluation Criterion, as the commenters suggested. We already believe that we are awarding two points for those hospitals that meet any of the proposed Evaluation Criteria (that are finalized with this final rule) plus the new "exceed FTE cap" criterion. For the same reason, we will not be "prorating" points based on how much an applicant hospital is projecting it will exceed its 1996 FTE caps. Therefore, we will only be awarding one point if a hospital meets the "exceed FTE cap" evaluation criterion on the CMS Evaluation Form.

*Comment:* We received several comments asking CMS to include recognition in the evaluation criteria on the CMS Evaluation Form of emergency medicine residency programs. Two commenters stated that "[e]mergency physicians are required to see a large number of patients to gain experience and clinical expertise across a large range of injuries and illnesses they will need to diagnose and treat." Along a similar vein, these commenters believe that CMS should recognize programs that include "bio-terrorism and disaster

preparedness training and coordination with State EMS organizations and the Department of Homeland Security."

*Response:* Because the Congress has specifically addressed the importance of emergency physicians and bio-terrorism preparedness (see, for example, the Conference Report accompanying H.R. 267, page 803, Report 108–401), we agree to add a point in the Evaluation Criterion on the CMS Evaluation Form in this final rule to address emergency medicine programs that include bio-terrorism training as part of their programs. New Evaluation Criterion 14 states—

"C14: Evaluation Criterion 14. The Hospital is above its cap and needs the additional slots to establish a new emergency medicine residency program or expand an existing emergency medicine residency program. The emergency medicine residency program includes training in bio-terrorism preparedness."

*Comment:* We received several comments on the proposed Evaluation Criterion One that gives a point to a hospital that "is requesting the increase in its FTE resident cap(s) [and] has a Medicare inpatient utilization over 60 percent, as reflected in at least two of the hospital's last three most recent audited cost reporting periods for which there is a settled cost report."

Two commenters stated that, because of the time lag associated with settling Medicare cost reports, CMS should accept submitted Medicare cost reports for the proposed Medicare utilization Evaluation Criterion. The commenters also believed that "CMS \* \* \* should consider modifying this criterion to include Medicare share based only on Medicare inpatients as a share of Medicare and privately insured patients. Many teaching hospitals treat a significant number of Medicaid and uninsured patients and they should not be disadvantaged."

We received several comments suggesting that instead of relying on the Medicare inpatient percentage, CMS should consider hospitals that are eligible for Medicare Disproportionate Share Hospitals (DSH) payments. Another commenter stated that CMS should consider any hospital that has a Medicare DSH percentage greater than 25%, "since that is an indicator that the hospital is serving a disproportionate share of low income patients."

Another commenter requested that we modify the Evaluation Criterion so that a hospital would qualify if it had a Medicare inpatient utilization of 50 percent or greater. Finally, another commenter suggested that we modify this Evaluation Criterion so that a

hospital would qualify if its inpatient utilization for Medicare, Medicaid and uninsured patients is over 60 percent.

*Response:* As we stated in the proposed rule at 69 FR 28302, we proposed Evaluation Criterion One because we believe 60 percent would "identify hospitals where Medicare beneficiaries will benefit the most from the presence of a residency program, and it is consistent with the utilization percentage required for Medicare-dependent, small rural hospitals (MDHs) as specified in § 412.108. In addition, it identifies a type of hospital that warrants atypical treatment by the Medicare program because it is so reliant on Medicare funding." We modeled the proposed Evaluation Criterion One off of the Medicare policy concerning MDHs, which at § 412.108, specifies, among other things, that the hospital must capture the Medicare utilization "on at least two of the hospital's last three most recent audited cost reporting periods for which there is the Secretary has a settled cost report." We continue to believe that the 60 percent threshold is appropriate for purposes of establishing priorities under section 422, and based on the hospital's post recently settled cost reports. Therefore, we are not adopting the commenters' proposal to accept submitted Medicare cost reports or to lower the threshold of Medicare inpatient utilization to 50 percent or greater to meet this Evaluation Criterion.

In addition, we are not adopting the commenters' proposal to include inpatient Medicare utilization based as a share of Medicare and privately insured patients, or as a share of Medicare, Medicaid and uninsured patients, for purposes of the Evaluation Criterion One. It has been a longstanding policy for Medicare Part A payments, including in Medicare graduate medical education patients, that Medicare inpatient utilization is calculated based upon a hospital's Medicare inpatient days divided by total hospital inpatient days. The "total hospital inpatient days" has always included any patients admitted in a hospital—that would include uninsured patients, privately insured patients and others. We do not believe it is appropriate to interpret "total hospital inpatient days" to include only Medicare patients and privately insured patients; doing so, would allow hospitals to have higher "Medicare inpatient utilization" for purposes of meeting this evaluation criterion than they would ordinarily for purposes of any other Medicare payments.

In response to the suggestions that we should look at hospital eligibility for Medicare DSH or look at whether the hospital has a Medicare DSH percentage of 25 percent instead of looking at the 60 percent of Medicare inpatient utilization for the applicant hospital, we do not believe these indicators show a commitment to Medicare populations. Rather, these indicators measure Medicaid and SSI beneficiaries treated at the hospital as a proxy for uncompensated care. Accordingly, we continue to believe that Medicare utilization is the way for hospitals to demonstrate their commitment to Medicare populations and not by measuring Medicare DSH.

*Comment:* One commenter questioned whether CMS proposed accompanying documentation requirements with the proposed Evaluation Criteria on the CMS Evaluation Form. The commenter stated: "It seems that the attestation is all that is required for those hospitals that indicate on the application form that they meet one or more of the criteria \* \* \* this proposal seems somewhat at odds with the proposed documentation requirements associated with the demonstrated likelihood criteria \* \* \*"

*Response:* We disagree with the comments since we did propose documentation requirements accompanying the proposed evaluation criteria on the CMS Evaluation Form. Among the requirements we proposed at 69 FR 28300-28301 that hospitals must meet to apply for the section 422 increase to the FTE caps is that the hospital must include: "[a] completed copy of the CMS Evaluation Form \* \* \* for each residency program for which the applicant hospital intends to use the requested increase in the number of FTE residents and source documentation to support the assertions made by the hospital on the Evaluation Form. (For example, if the hospital checks off on the Evaluation Form that the hospital is located in a geographic Health Professions Shortage Area (HPSA), the hospital would include documentation to support that assertion.) (Emphasis added.) We are finalizing this proposed requirement, as stated in part here, in this final rule.

*Comment:* We received one comment asking CMS to clarify that a hospital which is within a level priority category and meets a Demonstrated Likelihood Criterion will be entitled to obtain residency slots before any hospital located in the next (that is lower) level priority category, even if the first hospital meets none of the Evaluation Criteria.

*Response:* As we explained above and also in the proposed rule, we are awarding section 422 cap increases first by level priority category, and then, within each level priority category, by points from the Evaluation Criteria on the CMS Evaluation Form, per hospital program. Thus, the commenter is correct; in the case where Hospital A qualified to be in level priority category one for a program, but scores no points on the Evaluation Criteria on the CMS Evaluation Form for that program, and Hospital B qualifies to be in level priority category two for a program, and scored 5 points on the Evaluation Criteria on the CMS Evaluation Form for a program, Hospital A will receive the section 422 cap increase before Hospital B, because Hospital A qualified to be in the higher level priority category.

*Comment:* Two commenters believed that CMS should include consideration of children's hospitals among the evaluation criteria on the CMS Evaluation Form. Specifically, the commenters proposed that we add an evaluation criterion to give a point to hospitals that treat a "predominantly pediatric patient population." One commenter also proposed that we add another evaluation criterion to give another point for hospitals that treat "a high percentage of SCHIP [State Children's Health Insurance Program] beneficiaries or uninsured patients."

*Response:* While we appreciate the commenters' desire to add evaluation criteria and garner additional points for use by children's hospitals when applying to receive section 422 increases to their FTE resident caps, we note that there are already evaluation criteria in the proposed rule (all of which we are finalizing) that may be applicable to children's hospitals. For instance, a children's hospital may be rotating residents for at least 25 percent of the duration of the residency program to a rural area, a rural health clinic, or a federally qualified health center. Or, a children's hospital may be training displaced residents from a closed program, or training residents above its 1996 FTE cap because it was awaiting accreditation of a new program from the ACGME or AOA during the base period for its FTE cap(s), but was not eligible to receive a new program adjustment. In addition to these evaluation criteria, there are several others that children's hospitals may use when applying to receive an increase in their FTE resident caps. Therefore, we are not adopting the commenter's proposal to add evaluation criteria specific to children's hospitals.

*Comment:* We received several comments on the proposed Evaluation Criterion Three, which states—

"C3: Evaluation Criterion Three. The hospital does not qualify for an adjustment to its FTE caps under existing § 413.86(g)(12) for a rural track residency program, but is applying for an increase in its FTE resident cap(s) under section 1886(h)(7)(B) of the Act because it rotates (or in the case of a new program, will rotate) residents for at least 25 percent of the duration of the residency program to any one (or in combination thereof) of the following: a rural area, as defined in section 1886(d)(2)(D)(ii) of the Act and § 412.62(f)(1)(iii) of the regulations; a rural health clinic (RHC), as defined in section 1861(aa)(1) of the Act and § 491.2 of the regulations; or a Federally Qualified Health Center (FQHC), as defined in section 1861(a)(3) of the Act and § 405.2401(b) of the regulations."

Several commenters applauded CMS for proposing this Evaluation Criterion Three. One of the commenters asked CMS to clarify whether this criterion would apply to residents in existing programs, and not just new ones.

Another commenter believed that for allopathic family practice residents, it would be a problem to rotate residents out of the hospital for a period of time greater than 3 months out of the program: "we believe the current threshold requirement of 25 percent time in the current evaluation criterion three is not in keeping with the best data available. 25 percent of time for a family practice training program is 9 months. Our data show that only 3 months training time in rural areas is necessary to show large changes in outcomes. Since the family practice RRC also requires two years of continuity training with the same patient population, most programs, unless they are located in rural areas themselves, or are rural training tracks, cannot meet a 25 percent requirement. We request that this threshold be decreased to a commensurate percentage."

*Response:* We appreciate the commenters' support of proposed Evaluation Criterion Three. To respond to the first comment concerning whether the criterion would apply to existing residency programs that rotate residents for at least 25 percent of the duration of the program to those locations, we point to the language in the proposed criterion that says "because it rotates (or in the case of a new program, will rotate)." We believe we have included resident rotations for both new and existing residency programs.

In response to the second commenter, we understand the concerns of allopathic family practice programs that may have "continuity" problems from

the RRC where residents are rotated outside of the hospital for 25 percent of the duration of the program, however, as noted in this final rule, we are specifically addressing family practice programs (that is, primary care programs) in Evaluation Criterion 11. Therefore, even if hospitals with family practice programs are not able to fulfill this particular Evaluation Criterion, they may be able to meet Evaluation Criterion 11, among possibly others.

*Comment:* One commenter addressed the proposed Evaluation Criterion Seven on the CMS Evaluation Form, which states—

“• C7: Evaluation Criterion Seven.

The hospital is located in any one (or in combination thereof) of the following: a geographic HPSA, as defined in 42 CFR 5.2; a population HPSA, (also defined at 42 CFR 5.2); or a Medicare physician scarcity county, as defined under section 413 of Public Law 108-173.”

The commenter believed that CMS should “continue with this idea, but broaden its approach to include time residents spend training in these areas, not just where the hospital is located.” In addition, this commenter believed that CMS should have another evaluation criterion based upon where the graduates of a residency program go into practice. The commenter states: “[m]any worthwhile programs not located in rural or underserved designated areas produce a fair number of residents who locate their practices in such areas. As such, in keeping with the Congressional intent of this section of statute, it makes sense for CMS to award a priority point for those situations as well.”

*Response:* We believe it would be duplicative to allow applicant hospitals to receive a point in the evaluation criteria for example rotating residents to a nonhospital setting that is located in a geographic or population HPSA or Medicare physician scarcity county, when the applicant hospitals already will receive a point in the evaluation criteria under Evaluation Criterion Three (as revised in this final rule) for rotating residents for a significant period to a rural area or a FQHC. Therefore, we are adopting the proposed Evaluation Criterion Seven as final.

To address the second comment concerning awarding a point based not on the location of the hospital, but on where the new graduates of programs have their practices, while we appreciate that hospitals believe they have increased the retention of physicians to rural and underserved populations when residents train in their programs; however, it is difficult for the Medicare program to track such

after-the program data for purposes of audit of where particular graduates work after finishing their training. Therefore, we are not adopting the commenter's suggestion concerning physician retention, as well.

*Comment:* We received one comment requesting that CMS add an Evaluation Criterion for hospitals that train ophthalmology residents. The commenter states that a high number of Medicare beneficiaries benefit from physicians in this specialty. In another comment, we received a request to address hospitals that train residents in palliative sub-specialty programs.

*Response:* Unlike geriatrics, primary care, and emergency medicine, we do not believe that the Congress has specified “ophthalmology residency training” or “palliative residency training” for special consideration within the Medicare statute, nor in any Conference Report language. While we believe both ophthalmology and palliative medicine provide services to Medicare patients, since physicians in these areas serve many individuals, not only Medicare beneficiaries, we do not agree to add a new Evaluation Criterion to the CMS Evaluation Form to address ophthalmology or palliative training.

*Comment:* We received one comment requesting that CMS add an Evaluation Criterion for any hospital that is a state operated public hospital. The commenter requests that, in the alternative, CMS “add an Evaluation Criterion for any hospital that is a (i) public hospital or (ii) the only public hospital in its MSA.”

*Response:* While we believe that public hospitals serve an important role in health care, particularly, for medically underserved areas of this country, we do not agree to add a new Evaluation Criterion to the CMS Evaluation Form to address public hospitals, specifically. We believe that we may have addressed the needs of some public hospitals by many of the proposed Evaluation Criteria, and some of the new ones that we are finalizing in this final rule, as well. For instance, Evaluation Criteria Seven, which would address many hospitals located in a HPSA or a Medicare physician scarcity county may provide a point for some public hospitals. Other than the evaluation criteria, we do not believe it is appropriate to single out a hospital by type of ownership for special consideration.

*Comment:* One commenter described the situation of a hospital that is “in partnership” with a FQHC concerning a family practice program, where the FQHC is the sponsor of the residency program, and the hospital “passes

through” every dollar in Medicare direct GME and IME payments the hospital receives to the FQHC, and the hospital was “caught” by the BBA-mandated caps. The commenter requested that CMS add a new evaluation criterion to the CMS Evaluation Form that addresses this situation.

*Response:* While we are sympathetic to the situation of hospitals clearly serving medically underserved populations (which is generally the case of a residency program that is sponsored by a FQHC), we believe that proposed Evaluation Criteria Three, Five, or Six may address the hospital described by the commenter. Therefore, we decline to address the situation described by the commenter with an Evaluation Criterion on the CMS Evaluation Form in this final rule. However, we would encourage these hospitals to apply for the increase to the caps under section 422.

*Comment:* We received one comment on the proposed Evaluation Criterion Nine, which concerns awarding a point for hospitals “affiliated with a historically Black medical college.” The commenter disagreed with the CMS proposed interpretation of the Conference Report language that accompanied Public Law 108-173, which stated that the Secretary should consider whether the hospital is a “historically large medical college” in evaluating hospital applications for the increase to their caps under section 422. In the proposed rule, we stated— “[u]pon consideration of this particular terminology, which, on its face, seems to contradict the three statutory priority categories (that is, rural, “small” urban, and only specialty program in the State), we proposed to view the reference to “historically large medical colleges” as a scrivener's error, and to read this language to refer to “historically Black medical colleges.” This proposed interpretation accomplishes two goals— first, we believe this interpretation serves the greater policy goal of encouraging residency training for the benefit of medically underserved populations. Second, we believe that this interpretation reflects the Conferees' intent in the language in the Conference Report.” The commenter believed that the CMS interpretation of the Conference Report terminology is “inaccurate and arbitrary\* \* \*” and that historically large medical colleges “deserve special consideration as they play an important role in educating a large portion of medical students. In some cases these hospitals may be training at a level above their cap and deserve recognition for that.”

*Response:* We believe our proposed interpretation of the term in the Conference Report, "historically large medical colleges," is appropriately interpreted to mean "historically Black medical colleges," as we explained in the proposed rule. We believe historically Black medical colleges serve an important role for medically underserved populations and we would like to award hospitals that train residents that are in programs sponsored by historically Black medical colleges. While we also agree with the commenter that "historically large medical colleges" play an important role in graduate medical education, we do not believe a literal reading of the report language can be consistent with Congress' explicit statement of priorities at section 1886(h)(7)(B) of the Act. In any case, we believe that we have addressed the issue of large medical college hospitals training residents above their FTE caps with other evaluation criteria addressed in this final rule.

*Comment:* We received one comment that requested CMS add an Evaluation Criterion for any hospital that has a Medicare Case Mix Index (CMS) greater than 1.70. The commenter believes: "[t]his is an indicator that the hospital is serving severely ill patients who most benefit from being treated in a teaching institution."

*Response:* We appreciate the commenter's suggested Evaluation Criterion, but we have chosen not to adopt it, since a criteria based on severity of illness in general is not necessarily a measurement of the need for additional residents in any specific program.

j. IME Adjustment Formula Multiplier for Redistributed FTE Resident Slots (Section 422(b)(1)(C) of Public Law 108-173) and the Application of Locality-Adjusted National Average Per Resident Amount (PRA)

Section 1886(h)(7)(B)(v) of the Act, as added by section 422 of Public Law 108-173, provides that, with respect to additional residency slots attributable to the increase in the hospital's FTE resident cap as a result of redistribution of resident positions, the approved FTE resident amount, or PRA, is deemed to be equal to the locality-adjusted national average per resident amount computed for that hospital. In other words, section 1886(h)(7)(B)(v) of the Act requires that, for purposes of determining direct GME payments for portions of cost reporting periods occurring on or after July 1, 2005, a hospital that receives an increase in its direct GME FTE resident cap under

section 1886(h)(7)(B) of the Act will receive direct GME payments with respect to those additional FTE residents using the locality-adjusted national average PRA. Thus, in the May 18, 2004 proposed rule (69 FR 28305), we proposed that a hospital that receives an increase in its FTE resident cap under section 1886(h)(7)(B) of the Act would receive direct GME payments based on the sum of two different direct GME calculations: one that is calculated using the hospital's actual PRAs (primary care PRA or nonprimary care PRA) applicable under existing § 413.86(e)(4) (proposed to be redesignated as § 413.77(d) in the proposed rule) and the hospital's number of FTE residents *not* attributable to an FTE cap increase under section 1886(h)(7)(B) of the Act; and another that is calculated using the locality-adjusted national average PRA under existing § 413.86(e)(4)(ii)(B) (proposed to be redesignated as § 413.77(d)(2)(ii) in the proposed rule) inflated to a hospital's current cost reporting period, and the hospital's number of FTE residents that is attributable to the increase in the hospital's FTE resident cap under section 1886(h)(7)(B) of the Act.

Section 422(a) of Public Law 108-173 contains a cross-reference in the new section 1886(h)(7)(B)(v) of the Act to the locality adjusted national average PRA "computed under paragraph (4)(E)." However, section 1886(h)(4)(E) of the Act does not relate to the locality-adjusted national average PRA. Rather, it relates to the circumstances under which a hospital may count FTE resident time spent training in nonhospital sites.

We have concluded that the cross-reference to section 1886(h)(4)(E) of the Act is a legislative drafting error, or scrivener's error. Instead, we believe the Congress intended to refer to section 1886(h)(2)(E) of the Act, which explicitly provides for the determination of locality-adjusted national average PRAs. Because the drafting error is apparent, and a literal reading of the cross-reference as specified in the statute would produce absurd results, we proposed to interpret the cross-reference to section 1886(h)(4)(E) of the Act in the new section 1886(h)(7)(B)(v) of the Act as if the reference were to section 1886(h)(2)(E) of the Act.

We note that section 1886(h)(7)(B)(v) of the Act, which addresses the applicability of the locality-adjusted national average PRAs with respect to redistributed slots for the direct GME payment, makes no reference to section 1886(h)(4)(G) of the Act, which is the

provision concerning the rolling average count of FTE residents. That is, the statute does not provide for an exclusion from application of the rolling average for residents counted as a result of FTE cap increases under section 1886(h)(7)(B) of the Act. In light of the absence of a specific pronouncement in section 1886(h)(7)(B) of the Act exempting those residents from application of the rolling average, and with no apparent reason to treat residents counted as a result of the FTE cap increases under section 1886(h)(7)(B) of the Act differently for purposes of the rolling average, we had proposed to require that if a hospital increases its direct GME FTE count of residents as a result of an FTE resident cap increase under section 1886(h)(7)(B) of the Act, those FTE residents would be immediately subject to the rolling average calculation. Furthermore, we believed that, given potentially significant shifts of FTE slots among hospitals as a result of section 1886(h)(7) of the Act, the inclusion of FTE residents counted as a result of section 1886(h)(7)(B) of the Act in the rolling average would introduce a measure of stability and predictability, and mitigates radical shifts in direct GME payments from period to period.

*Comment:* We received several comments on the implementation of section 1886(d)(5)(B) of the Act as modified by section 422(b) of Public Law 108-173, concerning the reduction in the IME adjustment factor, and also section 1886(h)(7)(B)(iv) of the Act, as added by section 422 of Public Law 108-173, concerning the application of the locality adjusted national average PRA, when a hospital receives an increase to its FTE caps for IME and direct GME under section 422. One commenter objected to our application of these two statutory provisions. The commenter stated that "although we recognize that CMS does not have the authority to alter those formula defined in the statute, \* \* \* [we] strongly believe that the Medicare reimbursement formula for all residency positions should be consistent and the section 422 of the [Medicare Modernization Act of 2003] should not have mandated a locality-adjusted national average per resident amount and reduction in the IME factor."

Other commenters similarly had concerns with the CMS proposed application of the reduced payment rates required for the IME adjustment factor and the locality-adjusted national average PRA. Specifically, these commenters disagreed with the proposed implementation of the rolling average methodology and also the intern

and resident to bed ratio (or "IRB") cap on IME payments, as stated in the proposed rule. The commenters disagreed with the "immediate" application of these two policies to the FTE cap adjusted under section 422. One commenter stated that applying the IRB cap as proposed " \* \* \* effectively reduces a hospitals IME payments below the 50 percent level, and possibly to zero for the first year, and the 3-year rolling average which results in a 3 year phase-in causes additional IME payment delays for these redistributed residents. We believe this IME payment provision as proposed makes it much more difficult for providers to obtain and maintain board approval for commitment of new residency programs when CMS is not even proposing payments at 50 percent of their standard IME payment levels for these redistributed residents." The commenter asked that CMS reconsider the application of the rolling average and the IRB cap to the section 422 FTE increase.

Another commenter, also in support of CMS excepting the application of the rolling average and the IRB cap to the section 422 increase, reminded us that "in the past, CMS [has] created exceptions to the application of the rolling average and the [IRB] cap when there were compelling reasons to do so, even in the absence of a statutory mandate." The commenter gave the examples of the initial years of the new residency program adjustment to the 1996 caps as provided under § 413.79(e) (formerly § 413.86(g)(6)), and the temporary adjustment to the 1996 caps from residents that are displaced from program or hospital closure, as provided under redesignated § 413.79(e) (formerly § 413.86(g)(6)). This commenter also pointed out that it would be a "double penalty" to finalize the rolling average and IRB cap policy as proposed—"the first penalty being a payment rate penalty and the second penalty being an inability to count the residents fully in the first and second years."

In addition, another commenter asked CMS to consider providing a 3-year exemption from the rolling average for IME and direct GME and also the IRB cap for IME payments for any FTEs added as a result of section 422, in a manner similar to the new residency program adjustment to the FTE caps, which allows hospitals to except residents from the rolling average that are in the "initial years" of the new program. The commenter stated that "the current proposed policy [of immediate application of the rolling average and the IRB cap] \* \* \* makes it unnecessarily difficult for qualifying

rural and small city hospitals to properly take advantage of the redistribution process."

*Response:* We appreciate hospitals' concern with the complexity of receiving different direct GME and IME payments for the residency slots received as per section 422 and the "regular" direct GME and IME payments for the residency slots counted within the hospitals' 1996 FTE caps on the count of residents in accordance with sections 1886(d)(5)(B) and (h)(4) of the Act. As the first commenter correctly states, section 422 of Public Law 108-173 mandates different direct GME and IME payments for the increased slots received under section 422, and CMS has no discretion but to implement these two provisions as written. Due to the complex nature of the different payments for the different FTEs ("section 422 FTEs" and "1996 cap FTEs"), we will refer to the increase a hospital receives in its 1996 FTE cap under section 422 as "the section 422 cap" for purposes of direct GME and IME payments. The section 422 cap will be labeled as such on Worksheets E, Part A and Worksheets E-3, Part IV on the Medicare cost report so that both hospitals and the fiscal intermediaries will be able to more easily determine the different direct GME and IME payments for the different FTEs, depending on whether the FTE residents trained at the hospital are within the hospital's adjusted 1996 FTE cap, or are above that adjusted 1996 FTE cap and, therefore, subject to a section 422 cap.

To address the comments concerning the proposed immediate application of the rolling average to FTEs counted within the section 422 cap for purposes of direct GME and IME payments, and the application of the IRB cap to section 422 FTEs counted for purposes of IME payments, we agree with the commenters that the proposal could create a disincentive for hospitals to apply for the increase to their caps under section 422 because of the "extra-reduced" direct GME and IME payments that would result from the application of the IRB cap and rolling average in the initial years of counting the FTEs within the section 422 caps. We are also concerned that the proposed immediate application of the rolling average and the IRB cap may, as one commenter put it, make it "much more difficult for providers to obtain and maintain board approval for commitment of new residency programs." Furthermore, we believe that the application of the IRB cap and rolling average to residents counted within the section 422 caps would add significantly to the

administrative burdens of both hospitals and fiscal intermediaries to track these residents for purposes of the differing payment rates for IME and direct GME. For these reasons, effective for portions of cost reporting periods and discharges beginning on or after July 1, 2005, CMS will not include the FTEs counted within the section 422 cap in the 3-year rolling average calculation for purposes of direct GME and IME payments. In addition, effective with discharges on or after July 1, 2005, CMS will not apply the IRB cap to the FTEs counted within a hospital's section 422 cap, for purposes of IME payment.

Although one commenter suggested a 3-year exception to the IRB cap and the rolling average, we agree with the commenters that argued that it is appropriate to not apply either of these limitations on the reduced payment authorized by section 1886(h)(7) of the Act.

Because the policies stated above are changed from those stated in the proposed rule at 69 FR 28283 for IME and 69 FR 28305 for direct GME, we provide the following two examples to clarify how the calculations for the payments will work when FTEs are counted within a hospital's section 422 cap:

*Example 1: IME adjustment factor.* This example illustrates how the IME adjustment factor would be calculated for a hospital that receives an increase to its FTE resident cap as a result of section 1886(h)(7)(B) of the Act. Hospital A has a fiscal year end (FYE) of September 30, and a 1996 IME FTE cap of 20 FTEs. During its FYEs September 30, 2003, September 30, 2004, and September 30, 2005, Hospital A trains 25 FTE residents. Effective for discharges beginning on or after July 1, 2005, under section 1886(h)(7)(B) of the Act, Hospital A receives an increase to its IME cap of 5 FTEs. These additional 5 FTEs are the hospital's IME section 422 cap. The hospital now has an IME 1996 cap of 20 FTEs and an IME section 422 cap of 5 FTEs. Hospital A has maintained an available bed count of 200 beds for FYE September 30, 2004 and continuously through FYE September 30, 2005. The IME adjustment factor formula multiplier for discharges occurring during FY 2005 is 1.42 (as required by section 502(a) of Pub. L. 108-173). The IME adjustment factor formula multiplier for redistributed FTE resident slots is .66 (set by section 422(b)(1)(C) of Pub. L. 108-173). For the FYE September 30, 2005 cost report, the IME adjustment factor is calculated as follows:

*Step 1:* For discharges occurring October 1, 2004, through September 30, 2005, for residents counted but NOT pursuant to section 1886(d)(5)(B)(ix) of the Act:

- Rolling average count of FTE residents:  $20+20+20/3=20$ .
- Current year resident-to-bed ratio:  $20/200=.10$ .
- Cap on resident-to-bed ratio (from prior year):  $20/200=.10$ .



• Compare, and use the lower of, prior year resident-to-bed and current year resident-to-bed ratio:  $.10 = .10$ .

• Compute IME adjustment factor for FTE residents counted in the 1996 cap:  $1.42 \times \{[1+.10]^{.405} - 1\} = 0.0559$

*Step 2:* For discharges occurring on July 1, 2005 through September 30, 2005 for residents counted as part of the section 422 cap pursuant to section 1886(d)(5)(B)(ix) of the Act:

• Resident-to-bed ratio for 7/1/05—9/30/05:  $5/200 = .025$

• Compute IME adjustment factor related to the section 422 cap:  $0.66 \times \{[1+.025]^{.405} - 1\} = 0.0066$

*Step 3:* Compute the combined IME adjustment factor for the hospital (attributable to both the 1996 cap and the section 422 cap):

• For discharges occurring October 1, 2004, through June 30, 2005, the IME adjustment factor for the hospital is 0.0559 (Step 1).

• For discharges occurring July 1, 2005 through September 30, 2005, the combined IME adjustment factor for the hospital is 0.0625 (that is,  $0.0559 + 0.0066$ ) (Step 1 + Step 2).

Since the additional FTEs counted within the section 422 cap are not in the 3-year rolling average calculation or subject to the IRB cap, Hospital A is able to add 0.0066 to the IME adjustment factor for discharges occurring July 1, 2005, through September 30, 2005.

*Example 2: Direct GME payment.* This example illustrates how the direct GME payment would be calculated for a hospital that receives an increase to its FTE resident cap as a result of section 1886(h)(7)(B) of the Act. For example, Hospital B has a fiscal year end (FYE) of June 30, and a 1996 direct GME FTE cap of 20 FTEs. During its FYEs June 30, 2004 and June 30, 2005, Hospital B trained 20 nonprimary care residents. During FYE June 30, 2006, Hospital B trains 25 nonprimary care FTE residents. Hospital B's FYE June 30, 2006 nonprimary care PRA is \$100,000. The FYE June 30, 2006 locality-adjusted national average PRA for Hospital B is \$84,000. Hospital B's Medicare utilization is 35 percent in FTE June 30, 2006. Effective July 1, 2005, under section 1886(h)(7)(B) of the Act, Hospital B receives an increase to its direct GME cap of 5 FTEs. These additional 5 FTEs are the hospital's direct GME section 422 cap. The hospital now has a direct GME 1996 cap of 20 FTEs and a direct GME section 422 cap of 5 FTEs. For the FYE June 30, 2006 cost report, the direct GME payment is calculated as follows:

*Step 1:* For residents counted but NOT pursuant to section 1886(h)(7)(B) of the Act:

• Rolling average count:  $20+20+20/3 = 20$ .

• Direct GME computation:  $\$100,000 \times 20 \times .35 = \$700,000$ .

*Step 2:* For residents counted pursuant to section 1886(h)(7)(B) of the Act (the section 422 cap):

• Direct GME computation:  $\$84,000 \times 5 \times .35 = \$147,000$ .

*Step 3:* Total direct GME payment for FYE June 30, 2006:  $\$700,000 + \$147,000 = \$847,000$ .

*Comment:* One commenter stated that the calculation of the IME payment

relating to additional residents counted as a result of an increase in the hospital's FTE cap received under section 1886(h)(7)(B) of the Act is extremely cumbersome and will require difficult and extensive changes to the Medicare cost report, particularly if the additional residents are to be subject to the rolling average and the resident-to-bed ratio. The commenter suggested that instead of revising Worksheet E, Part A to include this calculation, CMS should consider including this calculation on a separate worksheet, with the results added to Worksheet E, Part A.

*Response:* First, we note that we are required by section 1886(d)(5)(B)(ix) of the Act to apply a different IME formula multiplier to calculate the IME payment relating to these residents. Therefore, some level of additional complexity is not avoidable. Additionally, we have stated in previous responses concerning the IME calculation relating to residents counted under section 1886(h)(7)(B) of the Act, under our final policy, we are not requiring that these residents be subject to the rolling average and resident-to-bed ratio calculations. Thus, we believe that our final policy substantially reduces the complexity of the proposed calculations that concerned the commenter. Even so, we do realize that the presence of an additional calculation on Worksheet E, Part A for IME (and also on Worksheet E-3, Part IV for direct GME) further complicates an already difficult calculation. We will attempt to revise the worksheets in the simplest and least disruptive manner.

*Comment:* One commenter discussed the situation of a hospital that was subject to the reductions as required under section 1886(h)(7)(A) of the Act because it was below its 1996 FTE cap, that also applies for the cap increase (that is, the section 422 cap) as provided under section 1886(h)(7)(B) of the Act. The commenter believed that only the "aggregate" FTE amount, that is, the difference in number of positions between the reduction in the cap and the cap increase, both provided under section 422, should be the sole basis for the application of the reduced direct GME and IME payment rates. Using the commenter's reasoning in an example, there is Hospital A, which has a 1996 FTE cap of 100 FTEs on June 30, 2005. Hospital A's resident FTE cap is raised to 110 FTEs as of July 1, 2005 under the section 422 increase. Under the section 422 reductions, Hospital A's cap was lowered to 90 FTEs, also as of July 1, 2005. As per the commenter's proposal, CMS would apply the reduced direct GME and IME payment rates only to 10 FTEs for Hospital A, because 10 FTEs is

the difference in number of positions between Hospital A's reduction in the cap and Hospital A's cap increase. Thus, the commenter suggested that, in the situation of a hospital that was reduced under section 422 for a greater number of FTEs than the hospital received as a section 422 cap, there would be no "redistributed" residents and, thus, there would be no application of the reduced payment rates.

*Response:* We do not agree with the commenter's suggestion. We believe that sections 1886(h)(7)(A) and (B) of the Act—the section 422 reduction and increase provisions, respectively—are two very different processes that require separate determinations by CMS. The only connections between subparagraphs (A) and (B) are that the cap increases through (B) are made by us through an estimated pool of FTE slots gathered from the reductions made through (A), and that both the reductions under (A) and the increases under (B) are effective July 1, 2005. The similarities end there. We believe the reductions and the increases are stand-alone provisions and that the Congress did not intend that we would use the difference in the number of positions between the reduction in the cap and the cap increase, both provided under section 422, as the "sole basis" for the application of the reduced direct GME and IME payment rates, as the commenter suggested. We believe that a "redistribution" under section 1886(h)(7)(B) of the Act is simply an increase to the adjusted 1996 cap, as reduced where applicable by section 1886(h)(7)(A) of the Act. It is not the difference between the section 422 reduction and the section 422 increase for any one applicant hospital.

*Other Issues on the Request for Increase in the FTE caps Under Section 422*

*Comment:* One commenter requested that CMS clarify the question of whether rural hospitals that establish a new residency program are precluded from receiving a new residency program adjustment under § 413.86(g)(6)(i) (redesignated as § 413.79(e)(1)), if the hospitals can also receive an increase to their FTE caps if they apply under section 422. Similarly, another commenter stated that for expansion of rural programs up to 130 percent of their BBA-set cap, it should be made clear that CMS' proposals concerning section 422 do not supersede the BBRA provision, but are in addition to it, "so a rural hospital that wishes to increase its BBA-set cap, may do so up to 130 percent, and may of course use this provision for any positions beyond that number." Finally, several commenters

asking CMS to exclude applicant hospitals from consideration under section 422 if they are eligible for current regulatory exceptions to the 1996 FTE caps.

*Response:* Rural hospitals may receive an adjustment to their FTE caps for establishing a new residency program under redesignated § 413.79(e)(1)), at any time, and are not precluded from requesting the new residency program adjustment even if the hospitals also receive an increase to their FTE caps under section 422. However, we note that hospitals, rural or urban, may not apply for a permanent adjustment to their FTE caps under current Medicare regulations and also apply for an increase to their FTE caps under section 422 for the same new residency program. Though, such hospitals may apply for an increase under section 422 for a different residency program(s).

In response to the second commenter's suggestion, there is nothing that precludes a rural hospital from requesting an increase to its FTE cap under section 422 even if it also received a 130 percent expansion under the BBRA of 1999. We do not believe that when the Congress enacted section 1886(h)(7)(B) of the Act, it intended to limit rural hospital from receiving any additional slots. In fact, the Congress gave rural hospitals priority in the redistribution process.

*Comment:* One commenter asked whether CMS plans to provide oversight of a hospital's section 422 caps. Specifically, the commenter wanted to know if hospitals could use the FTE cap increase as per section 422 for any program at the applicant hospital, "in spite of receiving them on the basis of demand for starting or expanding a specific specialty program."

*Response:* As we stated above, once a hospital receives its section 422 cap after applying for the increase as stated in this final rule, beginning July 1, 2005, the section 422 cap is applied to FTEs in any program that the hospital is training in excess of its 1996 FTE cap, regardless of the hospital's program-specific basis for being granted the section 422 cap.

However, we note that, in order to qualify to apply for the increase to its FTE caps under section 422, a hospital must fulfill the demonstrated likelihood criteria on the CMS Evaluation Form (as finalized in this rule). The hospital must complete a CMS Evaluation Form for each residency program for which the hospital requests a FTE cap increase. In addition to a CMS Evaluation Form(s), the hospital must include as part of its application for the section 422 caps an attestation to the truth and veracity for

the information included in the hospitals application. Thus, while the section 422 cap is an aggregate non-program-specific cap, when we determine which hospitals are to receive the section 422 caps, we are basing our determinations on the program-specific information provided by the hospital at the time of the hospital's application.

*Comment:* Two commenters asked whether both the requests for the increases in the IME cap and the direct GME cap could be on the same hospital application for the section 422 caps.

*Response:* As we stated above and also in the proposed rule, as part of the requirements that a hospital must fulfill in order to complete an application for the section 422 caps, is the requirement that the applicant hospital must include the total number of requested FTE resident slots (for all residency programs at the hospital) for direct GME or IME, or both (up to 25 FTEs). Thus, both of the increases in the IME and the direct GME cap request (that is, the total number of requested FTE resident slots (for all residency programs at the hospitals)) are required to be on the same hospital application for the section 422 caps.

As stated above, a hospital must submit the following in order to apply for the section 422 caps:

- The name and Medicare provider number of the hospital.
- The total number of requested FTE resident slots (for all residency programs at the hospital) for direct GME or IME, or both (up to 25 FTEs).
- A completed copy of the CMS Evaluation Form for each residency program for which the applicant hospital intends to use the requested increase in the number of FTE residents and source documentation to support the assertions made by the hospital on the Evaluation Form.
- FTE resident counts for direct GME and IME and FTE resident caps for direct GME and IME reported by the hospital in the most recent as-filed cost report.

• An attestation, signed and dated by an officer or administrator of the hospital who signs the hospital's Medicare cost report, of the following information in the hospital's application for an increase in its FTE resident cap:

"I hereby certify that I understand that misrepresentation or falsification of any information contained in this application may be punishable by criminal, civil, and administrative action, fine and/or imprisonment under federal law. Furthermore, I understand that if services identified in this application were provided or procured through payment directly or indirectly

of a kickback or where otherwise illegal, criminal, civil, and administrative action, fines and/or imprisonment may result. I also certify that, to the best of my knowledge and belief, it is a true, correct, and complete application prepared from the books and records of the hospital in accordance with applicable instructions, except as noted. I further certify that I am familiar with the laws and regulations regarding Medicare payment to hospitals for the training of interns and residents."

*Comment:* One commenter asked why the "resident cap redistribution process" is not included in the proposed regulations text, and that only "summary information" is provided under proposed § 413.79(c)(4).

*Response:* We proposed only "summary information" at proposed § 413.79(c)(4) because the process for applying for the section 422 caps is a one-time process, not to be repeated, as we understand it. We see no reason to put in all of the steps for applying for the section 422 caps into regulations, as well as our evaluation process of the applications. There may be some hospitals that will apply for the section 422 caps, and other hospitals that will not apply. However, to avoid any misunderstanding as to the process for applying for the section 422 caps, in this final rule, we are revising § 413.79(c)(4) to state "For portions of cost reporting periods beginning on or after July 1, 2005, a hospital may receive an increase in its otherwise applicable FTE resident cap up to an additional 25 FTEs (as determined by CMS) if the hospital meets the requirements and qualifying criteria of section 1886(h)(7) of the Act and implementing instructions issued by CMS, including the preamble to the August 11, 2004, and if the hospital submits an application to CMS within the timeframe specified by CMS."

#### k. Application of Section 422 to Hospitals That Participate in Demonstration Projects or Voluntary Reduction Programs

Section 1886(h)(7)(B)(vi) of the Act, as amended by section 422(a)(3) of Public Law 108-173, states that "Nothing in this subparagraph shall be construed as permitting the redistribution of reductions in residency positions attributable to voluntary reduction programs \* \* \* under a demonstration project approved as of October 31, 2003." This language is referring to the New York Medicare GME Demonstration Project and the Voluntary Resident Reduction Project (VRRP) under section 402 of Public Law 90-248. In July 1997, 42 New York teaching hospitals participated in the

demonstration project. As there were two entry points for this demonstration, an additional seven hospitals joined the program in July 1998. The purpose of the demonstration project was to test reimbursement changes associated with residency training to determine whether hospitals could use time-limited transition funding to replace and reengineer the services provided by a portion of their residency trainees. In exchange for reducing its count of residents by 20 to 25 percent over a 5-year period, while maintaining or increasing its primary care-to-specialty ratio of residents, a participating hospital (or consortium of hospitals) would receive "hold harmless payments" for 6 years. These payments represented a declining percentage of the Medicare GME reimbursement the participating hospitals would have received had their number of residents not been reduced.

For hospitals that successfully completed the demonstration project, the Balanced Budget Act of 1997 states that if a hospital increases the number of full-time equivalent residents permitted under its reduction plan as of the completion of the plan, it is liable for repayment of the total amounts paid under the demonstration. Following the demonstration's period of performance, which ended June 30, 2003, if a hospital exceeds its post-demonstration cap and trains residents in excess of the FTE levels achieved under the demonstration, the hospital is not permitted to count those excess residents for purposes of Medicare GME payments until such time as the hold harmless funds paid under the demonstration project have been repaid in full.

Similarly, with the VRRP, hospitals could use time-limited transition funding to replace the services provided by a portion of their residents. In exchange for reducing its count of residents by 20 to 25 percent over a 5-year period, while maintaining or increasing its primary care-to-specialty ratio of residents, a VRRP participating hospital would receive "hold harmless payments" for 5 years. These payments represented a declining percentage of the Medicare GME reimbursement the VRRP participating hospital would have received had its number of residents not been reduced.

In the May 18, 2004 proposed rule, we indicated that we believe that the language of section 1886(h)(7)(B)(vi) of the Act precludes the Secretary from redistributing residency positions that are unused due to a hospital's participation in a demonstration project or the VRRP to other hospitals that seek

to increase their FTE resident caps under section 1886(h)(7)(B)(i) of the Act. That is, if we were to specify that hospitals that participated in a demonstration project or the VRRP are subject to possible reductions to their FTE resident caps under section 1886(h)(7)(A)(i) of the Act, any excess slots resulting from reductions made under section 1886(h)(7)(A)(i) of the Act attributable to the demonstration or the voluntary reduction program at these hospitals would not be allocated to the resident pool and redistributed to other hospitals. We also believed that section 1886(h)(7)(B)(vi) of the Act is silent as to whether the Secretary should apply the possible reductions under section 1886(h)(7)(A)(i) of the Act to the FTE resident caps of these hospitals. The Congress recognized the unique status of reductions in FTE resident counts made by these hospitals that participated in a demonstration project under the authority of section 402 of Public Law 90-248, or a VRRP under section 1886(h)(6) of the Act, in which these hospitals received hold-harmless payments from Medicare for reducing the number of residents that they were training. Accordingly, in the May 18, 2004 proposed rule (69 FR 28306), we proposed to recognize the unique status of FTE reductions made by these hospitals, and to apply the discretion that the Congress granted the Secretary under section 1886(h)(7)(A)(ii) of the Act in determining the reference resident level applicable to these hospitals, to determine the extent to which section 1886(h)(7)(A)(i) of the Act applies to these hospitals.

We note that section 1886(h)(7)(B)(vi) of the Act only applies to these hospitals to the extent that a hospital's "reductions in residency positions" were "attributable" to its participation in the demonstration project or the VRRP. In determining the reference resident level for these hospitals, we proposed to adjust the reference resident level for "reductions in residency positions attributable" to participation in the demonstration project or the VRRP. We proposed to define "reductions in residency positions attributable" to participation in the demonstration project or the VRRP as the difference between the number of unweighted allopathic and osteopathic residents training at the hospital at the start of a hospital's participation in the demonstration project or the VRRP, (that is, the base number of residents as defined by the terms of the demonstration project and the VRRP,) and the number of such residents training at the hospital in the

hospital's most recent cost reporting period ending on or before September 30, 2002. We proposed that, in determining any possible adjustments to the reference resident level for hospitals that participated in the demonstration project or the VRRP, we would differentiate between hospitals that withdrew from participation prior to the beginning of the most recent cost reporting period ending on or before September 30, 2002, and hospitals that either have not withdrawn from participation, or withdrew sometime during or after the most recent cost reporting period ending on or before September 30, 2002.

Specifically, we proposed that, if a hospital was participating in the demonstration project or the VRRP at any time during the hospital's most recent cost reporting period ending on or before September 30, 2002, for purposes of determining possible reductions to the FTE resident caps, we would compare the higher of the hospital's base number of residents, and the resident level in the hospital's most recent cost reporting period ending on or before September 30, 2002, to the hospital's otherwise applicable FTE resident cap. If the higher of the base number of residents or the resident level in the hospital's most recent cost reporting period ending on or before September 30, 2002, is still less than the otherwise applicable FTE resident cap, we proposed to reduce the hospital's FTE resident cap amount by 75 percent of the difference, effective July 1, 2005. We also proposed to use those slots in the redistribution process under section 1886(h)(7)(B) of the Act since those slots are not "attributable" to participation in the demonstration project or the VRRP.

Under section 1886(h)(7)(A)(ii)(II) of the Act, a hospital may submit a timely request to use its cost report that includes July 1, 2003, for purposes of determining the reference resident level if the hospital has an expansion of an existing program that is not reflected on the hospital's most recent settled cost report. If a hospital that was still participating in the demonstration project or the VRRP at some time during its most recent cost reporting period ending on or before September 30, 2002, had an expansion of an existing program that is not reflected on its most recent settled cost report, and the resident level for its cost reporting period that includes July 1, 2003, is higher than the resident level for the most recent cost reporting period ending on or before September 30, 2002, and is higher than the base number of residents, we anticipate that the hospital would submit a timely request that its resident

level from its cost reporting period that includes July 1, 2003, be compared to its otherwise applicable FTE resident cap, for purposes of determining a possible reduction to the hospital's FTE resident cap. We believe that under the proposed policy discussed above, a hospital would only request that we utilize its cost reporting period that includes July 1, 2003, if the number of allopathic and osteopathic residents it trained in that cost reporting period is higher than its base number of residents and its base number of residents is less than its FTE resident cap. If we grant the hospital's request that we utilize its cost reporting period that includes July 1, 2003, and the resident level for that period is less than the FTE resident cap, we would reduce the FTE resident cap by 75 percent of the difference between the two numbers. We also proposed to use those slots in the redistribution process under section 1886(h)(7)(B) of the Act, because those slots are not "attributable" to participation in the demonstration project or the VRRP.

If a hospital withdrew from participation in the demonstration project or the VRRP prior to its most recent cost reporting period ending on or before September 30, 2002, we proposed that such a hospital would be subject to the procedures applicable to all other hospitals for determining possible reductions to the FTE resident caps. However, we note that such a hospital may still apply for an increase to its FTE caps as specified under section 1886(h)(7)(B) of the Act (the proposals for applying the increase are described above).

*Comment:* One commenter was appreciative of the fact that CMS acknowledged that section 1886(h)(7)(B)(vi) of the Act only applies to hospitals that participated in the demonstration project to the extent that a hospital's "reductions in residency positions" were attributable to its participation in the demonstration project, and that, in determining the reference resident level for these hospitals, CMS proposed to adjust the reference resident level for reductions in residency positions attributable to participation in the demonstration project. The commenter supported our proposal that, for a hospital that was participating in the demonstration project during the most recent cost reporting year ending on or before September 30, 2002, CMS would compare the higher of the hospital's base number of residents, and the resident level in the hospital's most recent cost reporting period ending on or before September 30, 2002, to the hospital's otherwise applicable FTE

resident cap. However, the commenter requested that CMS expand upon its proposal to allow additional hospitals that do not meet the proposed criteria to demonstrate that certain reductions were also "attributable" to their participation in the demonstration project and, therefore, should be exempt from reduction to their FTE resident caps, for the following reasons: First, some hospitals withdrew prior to their most recent cost reporting period ending on or before September 30, 2002, because they realized that remaining in the demonstration project and maintaining reduced resident counts would compromise their educational and patient care missions in the long run. Second, because the terms and conditions of the demonstration project "' front-loaded' the hold harmless payments by means of a declining percentage of the hospital's usual Medicare GME reimbursement, all demonstration hospitals gained incentivized to make as large a reduction as possible in the early years of the demonstration project." The commenter noted that, while some hospitals that withdrew prior to their most recent cost reporting period ending on or before September 30, 2002, were able to rebuild their residency programs close to or at the pre-demonstration project level, other hospitals have only just begun or are still in the planning stages for rebuilding their programs. The commenter further stressed the point that section 1886(h)(7)(B)(vi) of the Act, which prohibits the redistribution of reductions in residency positions attributable to voluntary reduction programs, does not specify a timeframe within which those hospitals need to refill those positions, and that, therefore, CMS should not impose such a criterion that differentiates between hospitals that withdrew from participation prior to the beginning of the most recent cost reporting period ending on or before September 30, 2002, and hospitals that either have not withdrawn from participation, or withdrew sometime during or after the most recent cost reporting period ending on or before September 30, 2002.

The commenter recommended a multi-part criterion for hospitals that withdrew prior to the most recent cost reporting period ending on or before September 30, 2002, to demonstrate that particular resident reductions were attributable to the demonstration project and should be exempted from redistribution. The criterion focused on a two-part test for exemption from redistribution: hospital eligibility and residency program eligibility. The

commenter suggested that a residency program's eligibility for consideration under the second-level criterion would be dependent on a hospital's satisfaction of the first-level criterion.

The commenter proposed that a hospital would have to meet the following criteria to prove the "first level criterion" for hospital eligibility:

- The hospital participated in demonstration project and withdrew prior to the most recent cost reporting period ending on or before September 30, 2002;
- The hospital's resident FTE count declined between the demonstration project base year and the point at which the hospital withdrew from the demonstration project; and
- The hospital's applicable FTE resident count in the hospital's reference resident level year is below both the hospital's demonstration project base year FTE resident count and the hospital's otherwise applicable FTE resident cap number.

The commenter proposed that the hospital would have to meet the following criteria to prove the "second level criterion" of residency program eligibility:

- The residency program was in operation during the base year for the demonstration project.
- The FTE resident count for that particular residency program declined between the demonstration project base year and the point at which the hospital withdrew from the demonstration project.
- The FTE resident count for that particular residency program in the hospital's reference resident level year is below both (a) the FTE resident count for that particular residency program during the base year for the demonstration project, and (b) the FTE resident count for that particular residency program during the most recent cost reporting period ending on or before December 31, 1996.

While the commenter believed that satisfaction of these two criteria prove that these reduced resident positions are attributable to demonstration project and should be exempt from redistribution, the commenter indicated that it would be pleased to work with CMS to develop basic documentation requirements to support the exemption should CMS believe such a requirement is needed. The commenter also noted that hospitals that withdrew from the demonstration project prior to the most recent cost reporting period ending on or before September 30, 2002, might have, in certain instances, added resident positions in departments other than where resident reductions

attributable to the demonstration project were made. Therefore, in order to ensure that the number of individual reduced residency position eligible for exemption does not exceed the appropriate number of positions, the number of exemptions should be "capped" at the difference between (i) the number of FTE residents in the hospital's reference resident level year, and (ii) the lower of the hospital's demonstration project base year FTE resident count and the hospital's otherwise applicable FTE resident cap number.

The commenter concluded that it recognizes that CMS may not be able to address all details of its recommended methodology in the final rule, and expressed hope that time constraints would not preclude CMS from giving ample consideration to the reasonableness of its recommendation and its consistency with the relevant provisions within section 422 of Public Law 108-173.

*Response:* As we explained in the May 18, 2004 proposed rule, while we believe that the language of section 1886(h)(7)(B)(vi) of the Act concerning hospitals that participated in the New York Medicare GME demonstration project or the VRRP precludes the Secretary from redistributing residency positions that are unused due to a hospital's participation in a demonstration project or the VRRP to other hospitals that seek an increase in their FTE resident caps under section 1886(h)(7)(B)(i) of the Act, we also believe that section 1886(h)(7)(B)(vi) of the Act is silent as to whether the Secretary should apply the possible reductions under section 1886(h)(7)(A)(i) of the Act to the FTE resident caps of these hospitals. As the commenter noted, we proposed that, in determining the reference resident level for these hospitals, we would adjust the reference resident level for reductions in residency positions attributable to participation in the demonstration project or the VRRP. In making this proposal, we considered the potential operational difficulties that would be imposed on both hospitals and the fiscal intermediary if we were to require that each hospital document reductions attributable to the demonstration project, whether at the hospital level, or at the program level. Thus, to avoid undue administrative burden, and in absence of a clearly specified timeframe or cut off point for reductions attributable to participation in the demonstration or the VRRP in section 1886(h)(7)(B)(vi) of the Act, we proposed to use the hospital's most recent cost reporting period ending on

or before September 30, 2002, which is the cost reporting period the Secretary is first directed to use under section 1886(h)(7)(A)(ii) of the Act, to determine any possible adjustments to the reference resident level for hospitals that participated in the demonstration project or the VRRP. Specifically, we proposed to differentiate between hospitals that withdrew from participation prior to the beginning of the most recent cost reporting period ending on or before September 30, 2002, and hospitals that either have not withdrawn from participation, or withdrew sometime during or after their most recent cost reporting period ending on or before September 30, 2002. We believe it is necessary to establish a timeframe for a hospital's participation in a demonstration or VRRP because, at some point after withdrawal, it can no longer be said that reductions in the number of FTE residents are attributable to participation in a demonstration or VRRP. We believe that using the most recent cost reporting period ending on or before September 30, 2002, as the delineator for determining which hospitals may receive possible adjustments to their reference resident levels was clear, administratively feasible, had basis in the statute, and would be a reasonable reflection of which reductions were attributable to participation in a demonstration or VRRP. Therefore, we strongly disagree with the commenter's assertion that our proposed use of this cost reporting period was a "bright line" distinction that implied that there was some "predetermined maximum amount of time" for hospitals that participated in a demonstration project to refill their vacated resident positions. In fact, those hospitals could refill, or not refill, those slots as they saw fit. Furthermore, to the extent that a hospital (involved in the demonstration project or otherwise) may have planned to increase its resident counts in the future, these plans are not recognized under section 1886(h)(7)(A) of the Act, which requires 75 percent of any "unused" slots must be "redistributed." The Congress did, however, recognize the unique status of reductions in FTE resident counts attributable to a hospital's participation in a demonstration project or the VRRP in the statute at section 1886(h)(7)(B)(vi) of the Act. Therefore, we do not believe our proposal would allow resident positions to be redistributed in "some wholesale manner," as the commenter suggested.

However, we do acknowledge the commenter's comprehensive and clearly articulated recommended methodology

for documenting, both at the hospital level, and at the program-specific level, that select unused resident positions were attributable to the demonstration project, and should be exempted from redistribution. We note that hospitals, including those that participated in the demonstration, may reduce their FTE resident counts for many possible reasons. Thus, it would be impossible to determine with certainty, under any possible methodology, that a particular reduction in the number of FTE residents is purely attributable to participation in the demonstration or VRRP. Although we have considered various ways of documenting reductions in FTE resident counts attributable to participation in the demonstration project, we decided that any possible improvement in the definition of "attributable to" reductions would be offset by the difficulty for hospitals to produce this detailed, program-specific documentation, and the significant additional audit workload that would be imposed on the fiscal intermediary. In addition, we note that the commenter's suggested methodology seems to focus solely on reductions in resident positions that occurred in specific programs between the time that the hospitals entered the demonstration project and the time that they withdrew. We believe a more credible method of demonstrating that reductions should be exempt from redistribution would be to document what has happened in those programs since the time that the hospital withdrew from the demonstration project, especially for those hospitals that ended participation in the demonstration in earlier years, and have had more time to add back to their FTE resident count those reductions that were solely attributable to participation in the demonstration. We believe evidence that the hospital's resident counts have grown since its withdrawal more convincingly advocates for an exemption from reduction for those resident slots, as opposed to emphasis on the number of slots that had been reduced prior to withdrawal. Thus, while we considered the commenter's recommendation that the hospitals should be required to supply program-specific information from the reference cost reporting period, the base year for the demonstration project, and for the most recent cost reporting period ending on or before December 31, 1996, we are not inclined to impose such detailed documentation requirements for the purpose of determining which of a hospital's reductions in FTE resident counts are attributable to participation in the

demonstration project, and we question whether this data could necessarily be conclusive. Accordingly, we are not adopting the commenter's suggested multi-part methodology.

However, in light of the comments, and after reviewing the proposed policy, we have decided that, in finalizing our policy, we will further consider the length of time a hospital participated in the demonstration project or the VRRP before it withdrew. Specifically, we will provide the same protection that we proposed for hospitals that were still participating in the demonstration project during the cost reporting period ending on or before September 30, 2002, to hospitals that withdrew prior to that cost reporting period if the period of time the hospital participated in the demonstration project is longer than the period of time the hospital has been withdrawn from the demonstration project. For instance, the maximum amount of time that a hospital entering the demonstration project in 1997 could participate in the demonstration project was 6 years (from July 1997 to June 2003). A hospital that participated in the demonstration for more than 3 years would necessarily have participated in the demonstration for more years than it did not (that is, it would have been withdrawn from the demonstration for less than 3 years). We note that, for those hospitals entering the demonstration project at the second entry point in 1998, the maximum amount of time those hospitals could participate in the demonstration project was 5 years. If a hospital participated in the demonstration for a greater period of time than the time period that has elapsed since it withdrew from the demonstration project, we acknowledge that the hospital may not have had a sufficient amount of time to refill its residency slots to its base year level by its cost report that includes July 1, 2003. Therefore, in this final rule, we are finalizing our policy with respect to hospitals that participated in a demonstration project or the VRRP to state that, if a hospital participated in the demonstration project or the VRRP for a longer period of time than it has been withdrawn from the demonstration project or the VRRP, for purposes of determining possible reductions to the FTE resident caps, we would compare the higher of the hospital's allopathic and osteopathic base number of residents for the demonstration project or the VRRP, or the resident level in the hospital's most recent cost reporting period ending on or before September 30, 2002, to the hospital's otherwise applicable FTE resident cap. If the

higher of the allopathic and osteopathic base number of residents or the resident level in the hospital's most recent cost reporting period ending on or before September 30, 2002, is still less than the otherwise applicable FTE resident cap, we would reduce the hospital's FTE resident cap amount by 75 percent of the difference, effective July 1, 2005. We will also include those cap reductions in the redistribution process under section 1886(h)(7)(B) of the Act because those reductions are not "attributable" to participation in the demonstration project or the VRRP.

Although hospitals that participated in the demonstration project for less time than they have been withdrawn from the demonstration project may also have reduced their FTE resident counts at one point, we believe that those hospitals (particularly those that withdrew from the demonstration project after realizing, as the commenter states, that their educational and patient care missions would be compromised in the "long run"), should have been able to increase their FTE resident counts to their base year levels. If not by their most recent cost reporting period ending on or before September 30, 2002 then in time to qualify to make a timely request to use its cost report that includes July 1, 2003 under section 1886(h)(7)(A)(ii)(II) of the Act. We emphasize that the Congress recognized that, for a variety of reasons, a hospital's FTE resident count on its most recent cost reporting period ending on or before September 30, 2002, might not be as high as it typically is, or that its FTE resident count may have increased after its most recent cost report ending on or before September 30, 2002. Under sections 1886(h)(7)(A)(ii)(II) and (III) of the Act, Congress provided for the possibility that hospitals may have expanded existing programs or may have planned to start new programs, by allowing hospitals the option to use their cost report that includes July 1, 2003 for expansions of existing programs, or to adjust the reference resident level in the case of newly approved programs. We believe hospitals that withdrew early (that is, those that withdrew so early from the demonstration that the time they were participating was shorter than the time they were not), and are committed to maintaining their residency programs consistent with its educational and patient care missions would have been able to substantially restore their residency programs by their cost report that includes July 1, 2003. Those hospitals that participated in the demonstration project for a lesser

amount of time than they have been withdrawn and, since their withdrawal have been increasing their resident counts, could have availed themselves of the option to submit a timely request by June 14, 2004, to use their cost report that includes July 1, 2003, as the reference cost report.

In summary, we are finalizing our policy with respect to hospitals that participated in a demonstration project or the VRRP to state that if a hospital participated in the demonstration project or the VRRP for a longer period of time than the time period that it has been withdrawn from the demonstration project or the VRRP, for purposes of determining possible reductions to the FTE resident caps, we would compare the higher of the hospital's allopathic and osteopathic base number of residents, and the resident level in the hospital's most recent cost reporting period ending on or before September 30, 2002, to the hospital's otherwise applicable FTE resident cap. If the higher of the allopathic and osteopathic base number of residents or the resident level in the hospital's most recent cost reporting period ending on or before September 30, 2002, is still less than the otherwise applicable FTE resident cap, we would reduce the hospital's FTE resident cap amount by 75 percent of the difference between the higher number and the otherwise applicable cap, effective July 1, 2005. We would also include those slots in the redistribution process under section 1886(h)(7)(B) of the Act since those slots are not "attributable" to participation in the demonstration project or the VRRP.

Under section 1886(h)(7)(A)(ii)(II) of the Act, a hospital may submit a timely request to use its cost report that includes July 1, 2003, for purposes of determining the reference resident level if the hospital has an expansion of an existing program that is not reflected on the hospital's most recent settled cost report. Accordingly, if a hospital that was participating in the demonstration project or the VRRP for a greater amount of time than it has been withdrawn from participation in the demonstration project or the VRRP, had an expansion of an existing program that is not reflected on its most recent settled cost report, and the hospital submitted (and CMS approved) a timely request that its resident level from its cost reporting period that includes July 1, 2003, be compared to its otherwise applicable FTE resident cap, we would compare the higher of the hospital's allopathic and osteopathic base number of residents, and the resident level in the hospital's cost reporting period that includes July 1, 2003, to the hospital's

otherwise applicable FTE resident cap. If the higher of the allopathic and osteopathic base number of residents or the resident level in the hospital's cost reporting period that includes July 1, 2003 is still less than the otherwise applicable FTE resident cap, we would reduce the hospital's FTE resident cap amount by 75 percent of the difference between the higher number and the otherwise applicable cap, effective July 1, 2005. We would also include those slots in the redistribution process under section 1886(h)(7)(B) of the Act since those slots are not "attributable" to participation in the demonstration project or the VRRP.

If a hospital participated in the demonstration project or the VRRP for an amount of time that is less than the amount of time that has elapsed since it withdrew from the demonstration project or the VRRP, such a hospital would be subject to the procedures applicable to all other hospitals for determining possible reductions to the FTE resident caps. However, we note that such a hospital may still apply for an increase to its FTE caps as specified under section 1886(h)(7)(B) of the Act.

We are also clarifying one point concerning the "base number" of residents. In the May 18, 2004 proposed rule, we explained that for purposes of determining whether the FTE resident caps of hospitals that participated in the demonstration project or the VRRP would be reduced, we would determine the "difference between the number of unweighted *allopathic and osteopathic* residents training at the hospital at the start of a hospital's participation in the demonstration project or the VRRP, (that is, *the base number of residents as defined by the terms of the demonstration project and the VRRP*), and the number of these residents training at the hospital in the hospital's most recent cost reporting period ending on or before September 30, 2002" (69 FR 28307, emphasis added). However, we inadvertently overlooked the fact that the demonstration project and the VRRP applied to dental and podiatric residents, in addition to allopathic and osteopathic residents. Thus, for hospitals that were training dental and podiatric residents at the start of their participation in the demonstration project or the VRRP, these residents were also included in the base number of residents. Because FTE resident caps apply only to allopathic and osteopathic residents, we are clarifying that, for purposes of determining possible reductions to the FTE resident caps of a hospital that participated in the demonstration project or the VRRP, any dental and podiatric FTE residents

should be subtracted from a hospital's base number of FTE residents. If a hospital participated in the demonstration project or the VRRP for a longer period time than it was not participating, for purposes of determining possible reductions to the FTE resident caps, we would compare the higher of the hospital's base number of residents, excluding any dental and podiatric residents, and the reference resident level, to the hospital's otherwise applicable FTE resident cap.

#### 1. Application of Section 422 to Hospitals That File Low Utilization Medicare Cost Reports

In general, section 422 of Public Law 108-173 applies to hospitals that are Medicare-participating providers and that train residents in approved residency programs. However, because Medicare-participating children's hospitals primarily serve a non-Medicare population and, therefore, receive minimal Medicare payments relative to other Medicare-participating hospitals, some children's hospitals choose (with approval from their fiscal intermediaries) to submit low utilization (abbreviated) Medicare cost reports. Typically, such low utilization cost reports do not include the information that would be necessary for us to calculate Medicare GME payments, such as FTE resident counts and caps. Thus, children's hospitals that submit these low utilization cost reports do not receive Medicare GME payments.

Under section 1886(h)(7)(A) of the Act, as added by section 422(a) of Public Law 108-173, in the May 18, 2004 proposed rule (69 FR 28307), we proposed that determinations as to whether, and by how much, a children's hospital's FTE resident cap will be reduced will be made using the same methodology (that is, utilizing the same reference cost reporting periods and the same reference resident levels) that we proposed for other Medicare-participating teaching hospitals. We note that the low utilization cost reports may be filed with or without Worksheet E-3, Part IV (the worksheet on which the Medicare direct GME payment is calculated). If a children's hospital files a low utilization cost report in a given cost reporting period, and does not file the Worksheet E-3, Part IV, for Medicare purposes, that hospital is not considered by Medicare to be a teaching hospital in that cost reporting period. (We realize that a children's hospital that files a low utilization cost report may have a "resident cap" that is applicable for payment purposes under the Children's Hospital Graduate Medical Education (CHGME) Payment

Program, administered by the Health Resources and Services Administration (HRSA), but this resident cap is not the Medicare FTE resident cap.) As stated in the One-Time Notification published on April 30, 2004 (Transmittal 77, CR 3247), if a children's hospital filed a low utilization cost report in its most recent cost reporting period ending on or before September 30, 2002, and did not file the Worksheet E-3, Part IV, there could be no reduction under section 1886(h)(7)(A) of the Act because there is no reference resident level for such a hospital. This would be the case even in instances where such a children's hospital has a FTE resident cap (for example, from 1996) that is recognized for Medicare purposes, because there would still be no reference resident level for its most recent cost reporting period ending on or before September 30, 2002, on which to determine a possible reduction to the children's hospital FTE resident cap.

Although section 1886(h)(7)(A) of the Act does not apply to children's hospitals that filed a low utilization cost report (and no Worksheet E-3, Part IV) for the most recent cost reporting period ending on or before September 30, 2002, we proposed that, regardless of how a children's hospital has previously filed its Medicare cost report (that is, a full cost report or an abbreviated one), or how it is treated for CHGME payment purposes, a children's hospital would be eligible to apply for an increase in its FTE resident cap under section 1886(h)(7)(B) of the Act, subject to the same demonstrated likelihood and evaluation criteria proposed above for all hospitals. However, we proposed that, in order to receive an increase in its FTE resident cap under section 1886(h)(7)(B) of the Act, effective July 1, 2005, in addition to complying with the proposed application requirements described above, the hospital must file Worksheet E-3, Part IV, with its Medicare cost report for its cost reporting period that includes July 1, 2005. We proposed that the children's hospital comply with this requirement because section 422 is intended to allow a hospital to increase its FTE counts for purposes of Medicare GME payments. We do not believe it would be appropriate to grant an increase in a hospital's FTE resident cap under section 1886(h)(7)(B) of the Act if the hospital does not use the slots for Medicare purposes (but only for purposes of the CHGME Payment Program) as would be evidenced by not filing a Worksheet E-3, Part IV.

*Comment:* Several commenters requested that we exempt all children's hospitals or hospitals filing a low

utilization Medicare cost report, or both, from possible reductions to FTE resident caps under section 422 of Public Law 108-173. The commenters pointed out that Medicare-participating children's hospitals primarily serve a non-Medicare population and may choose (with approval from their fiscal intermediary) to submit low utilization (abbreviated) cost reports. They added that, although not a required part of a low utilization Medicare cost report, some children's hospitals may have filed Worksheet E-3, Part IV with the cost report. The commenters indicated that Worksheet E-3, Part IV details the hospital's FTE resident count and FTE resident cap for direct GME purposes and that CMS proposed to apply the provisions of section 1886(h)(7)(A) of the Act if the low utilization filer had filed Worksheet E-3, Part IV for the reference cost reporting period. The commenters believed it would be unfair to distinguish between low utilization filers based on the inclusion of Worksheet E-3, Part IV and, therefore, possibly make reductions to the FTE resident cap for some low utilization filers and not for others. They requested that we deem submission of Worksheet E-3, Part IV to be irrelevant to whether FTE reductions apply to any low utilization filers. Another commenter requested that we not apply FTE resident cap reductions to children's hospitals that submitted low utilization reports in the 1996 base year.

*Response:* We believe the commenters have taken the policy regarding low utilization filers out of context. Low utilization cost reports may be filed with or without Worksheet E-3, Part IV. The proposed rule does not exempt any of these low utilization filers from the provisions of section 422. Rather, as we stated in the May 18, 2004 proposed rule (69 FR 28308), "if a children's hospital filed a low utilization cost report in its most recent cost reporting period ending on or before September 30, 2002, and did not file the Worksheet

E-3, Part IV, there could be no reduction under section 1886(h)(7)(A) of the Act *because there is no reference resident level* for such a hospital." (Emphasis added.) Our policy focuses on the existence of a reference resident level rather than if the hospital is filing a low utilization cost report. Therefore, as we stated in the proposed rule, section 1886(h)(7)(A) of the Act does not apply to children's hospitals that filed a low utilization cost report and did not file Worksheet E-3, Part IV because, for these hospitals, no reference FTE resident count exists. Furthermore, we do not have the authority to exempt hospitals from possible reductions under section 422. The only hospitals that are exempted by statute are rural hospitals with fewer than 250 beds, as explicitly mandated by section 1886(h)(7)(A)(i)(II) of the Act. Therefore, we do not have the authority to exempt children's hospitals that file a low utilization cost report either in the reference year or in the 1996 base year.

*Comment:* One commenter noted that children's hospitals that file low utilization cost reports may not have filed Worksheet E-3, Part IV and, therefore, may not have the prior and penultimate years' FTE resident counts necessary to calculate the rolling average FTE resident count after receiving an increase in FTE resident caps in accordance with section 422 of Public Law 108-173. The commenter proposed that if a children's hospital has not filed Worksheet E-3, Part IV with its low utilization cost reports, the hospital include supporting documentation, such as the prior periods' Form HRSA-99 forms with the request for an increase in its FTE resident cap, for the purposes of computing the rolling average.

*Response:* We agree with the commenter that a children's hospital that files low utilization cost reports without Worksheet E-3, Part IV must supply whatever supporting documentation as may be deemed

necessary to the financial intermediary in order to calculate a 3-year rolling average FTE resident count. However, we note, that as explained earlier in this final rule, we excluded any FTE resident cap increases that a hospital may receive as a result of section 422 (the section 422 cap) from the rolling average determination. Therefore, the process of collecting documentation necessary for calculating a rolling average would only apply to calculation of the number of residents at the hospital that are subject to a hospital's 1996 FTE resident cap, not to FTE residents counted for purposes of the section 422 cap.

*Comment:* One commenter requested that CMS emphasize that the redistribution of FTE resident cap slots under section 1886(h)(7)(A) of the Act applies only to the Medicare program. The commenter pointed out that many children's hospitals qualify for annual grants under the federal Children's Hospitals GME (CHGME) Payment Program, which is administered by the Health Resources and Services Administration (HRSA). The commenter added that, by statute, HRSA determines the FTE resident counts for CHGME payment purposes based on Medicare rules regarding counting FTE residents (42 U.S.C 256e(c)(1)(B)). The commenter believed it would be inappropriate for HRSA to enact any provisions of Public Law 108-173 that would result in reductions (or increases) to children's hospital's FTE resident cap and requested that CMS clearly explain that section 1886(h)(7) of the Act applies only to the Medicare program.

*Response:* While we appreciate the commenter's concerns regarding the effects of section 422 of Public Law 108-173 on the CHGME Payment Program, we have no authority to limit HRSA's use of CMS' determinations. All comments on CHGME should be directed to HRSA.

BILLING CODE 4120-01-P



m. CMS Evaluation Form

**CMS Evaluation Form**  
**As Part of the Application for the Increase in a Hospital's FTE Cap(s)**  
**under Section 422 of the Medicare Modernization Act of 2003**

**Directions:** Please fill out the information below for each residency program for which the applicant hospital intends to use the increase in its FTE cap(s). The applicant hospital is responsible for complying with the other requirements listed in the FY 2005 hospital inpatient prospective payment system rule in order to complete its application for the increase in its FTE cap(s) under section 422 of Public Law 108-173.

**NAME OF HOSPITAL:** \_\_\_\_\_

**MEDICARE PROVIDER NUMBER:** \_\_\_\_\_

**NAME OF SPECIALTY TRAINING PROGRAM:** \_\_\_\_\_

**(Check one):**     Allopathic Program                       Osteopathic Program

**NUMBER OF FTE SLOTS REQUESTED FOR PROGRAM:**

**Direct GME:** \_\_\_\_\_                      **IME:** \_\_\_\_\_

**Section A: Demonstrated Likelihood of Filling the FTE Slots**

**(Place an "X" in the box for the applicable criterion and subcriteria.)**

**A1: Demonstrated Likelihood Criterion 1.** The hospital intends to use the additional FTEs to establish a new residency program (listed above) on or after July 1, 2005 (that is, a newly approved program that begins training residents at any point within the hospital's first three cost reporting periods beginning on or after July 1, 2005).

**(1) Hospital will establish this newly approved residency program. (Check at least one of the following, if applicable.)**

Application for approval of the new residency program has been submitted to the ACGME, AOA or the ABMS by December 1, 2004. **(Copy attached.)**

- The hospital has submitted an institutional review document or program information form concerning the new program in an application for approval of the new program by December 1, 2004. **(Copy attached.)**
  
- The hospital has received written correspondence from the ACGME, AOA or ABMS acknowledging receipt of the application for the new program, or other types of communication from the accrediting bodies concerning the new program approval process (such as notification of site visit). **(Copy attached.)**
  
- (2) Hospital will likely fill the slots requested. **(Check at least one of the following, if applicable.)**
  - The hospital's existing residency programs had a resident fill rate of at least 85 percent in each of program years 2001 through 2003. **(Documentation attached.)**
  
  - The specialty program (listed above) has a resident fill rate either nationally, within the State, or within the MSA in which the hospital is located, of at least 85 percent. **(Documentation attached.)**
  
- A2: Demonstrated Likelihood Criterion 2. The applying hospital intends to use the additional FTEs to expand the existing residency training program that is listed above (that is, to increase the number of FTE resident slots in the program) on or after July 1, 2005, and before July 1, 2008.
  - (1) Hospital intends to expand an existing program. **(Check at least one of the following, if applicable.)**
    - The appropriate accrediting body (the ACGME, AOA or ABMS) has approved the hospital's expansion of the number of FTE residents in the program. **(Documentation attached.)**
  
    - The American Osteopathic Association Residency Match Program has accepted or will be accepting the hospital's participation in the match for the existing program that will include additional resident slots in that residency training program. **(Documentation attached.)**

- The hospital has submitted an institutional review document or program information form for the expansion of the existing residency training program by December 1, 2004. **(Copy attached.)**
- (2) Hospital will likely fill the slots of the expanded residency program. **(Check at least one of the following, if applicable.)**
- Hospital has other previously established residency programs, with a resident fill rate of at least 85 percent in each of program years 2001 through 2003.) **(Documentation attached.)**
- Hospital is expanding an existing program in a particular specialty with a resident fill rate either nationally, within the State, or within the MSA in which the hospital is located, of at least 85 percent. **(Documentation attached.)**
- Hospital is expanding a program in order to train residents that need a program because another hospital in the State has closed a similar program, and the applying hospital received a temporary adjustment to its FTE cap(s) (under the requirements of §413.79(h)). **(Documentation attached.)**
- A3: Demonstrated Likelihood Criterion 3. Hospital is applying for an increase in its FTE resident cap because the hospital is already training residents in an existing residency training program(s) in excess of its direct GME FTE cap or IME FTE cap, or both. **(Copies of EACH of the following attached.)**
- Copies of the most recent as-submitted Medicare cost reports documenting on Worksheet E, Part A and Worksheet E3, Part IV the resident counts and FTE resident caps for both direct GME and IME for the relevant cost reporting periods.
  - Copies of the 2004 residency match information concerning the number of residents at the hospital in its existing programs.

- Copies of the most recent accreditation letters on all of the hospital's training programs in which the hospital trains and counts FTE residents for direct GME and IME.

**Section B. Level Priority Category**

**(Place an "X" in the appropriate box that is applicable to the level priority category that describes the applicant hospital.)**

- B1: First Level Priority Category: The hospital is a rural hospital as of October 1, 2004 and has the only specialty training program in the State (for the program requested on this CMS Evaluation Form).
- B2: Second Level Priority Category: The hospital is a rural hospital as of October 1, 2004 only.
- B3: Third Level Priority Category: The hospital is in an other than large urban area, as of October 1, 2004, and the request is for only specialty program in the State (for the program requested on this CMS Evaluation Form).
- B4: Fourth Level Priority Category: The hospital is in an other than large urban area, hospital, as of October 1, 2004.
- B5: Fifth Level Priority Category: The hospital request is for the only specialty training program in the State (for the program requested on this CMS Evaluation Form).
- B6: Sixth Level Priority Category: The hospital meets none of the statutory priority criteria.

**Section C. Evaluation Criteria**

**(Place an "X" in the box for each criterion that is appropriate for the applicant hospital and for the program for which the increase in the FTE cap is requested.)**

- C1: Evaluation Criterion One. The hospital that is requesting the increase in its FTE resident cap(s) has a Medicare inpatient utilization over 60 percent, as reflected in at least two of the hospital's last three most recent audited cost reporting periods for which there is a settled cost report.
- C2: Evaluation Criterion Two. The hospital needs the additional slots to establish a new geriatrics residency program, or to add residents to an existing geriatrics program.

## Page 5 of 6

C3: Evaluation Criterion Three. The hospital does not qualify for an adjustment to its FTE caps under existing §413.86(g)(12) for a rural track residency program, but is applying for an increase in its FTE resident cap(s) under section 1886(h)(7)(B) of the Act because it rotates (or in the case of a new program, will rotate) residents for at least 25 percent of the duration of the residency program to any one (or in combination thereof) of the following: a rural area, as defined in section 1886(d)(2)(D)(ii) of the Act and §412.62(f)(1)(iii) of the regulations; a rural health clinic (RHC), as defined in section 1861(aa)(1) of the Act and §491.2 of the regulations; or a Federally Qualified Health Center (FQHC), as defined in section 1861(a)(3) of the Act and §405.2401(b) of the regulations.

C4: Evaluation Criterion Four. In portions of cost reporting periods prior to July 1, 2005, the hospital qualified for a temporary adjustment to its FTE cap under existing §413.86(g)(9) because it was training displaced residents from either a closed program or a closed hospital, and, even after the temporary adjustment, the hospital continues to train residents in the specialty(ies) of the displaced residents and is above the hospital's direct GME FTE cap or IME FTE cap, or both, for that reason.

C5: Evaluation Criterion Five. The hospital is above its FTE caps because it was awaiting accreditation of a new program from the ACGME or the AOA during the base period for its FTE cap(s) but was not eligible to receive a new program adjustment as stated under existing §413.86(g)(6)(ii).

C6: Evaluation Criterion Six. The hospital is above its FTE resident caps because, despite qualifying for an FTE cap adjustment for a new program under §413.86(g)(6)(i) or (g)(6)(ii), it was unable to "grow" its program to the full complement of residents for which the program was accredited before the hospital's FTE resident cap was permanently set beginning with the fourth program year of the new program.

C7: Evaluation Criterion Seven. The hospital is located in any one (or in combination thereof) of the following: a geographic HPSA, as defined in 42 CFR 5.2; a population HPSA, (also defined at 42 CFR 5.2); or a Medicare physician scarcity county, as defined under section 413 of Public Law 108-173.

Page 6 of 6

- C8: Evaluation Criterion Eight. The hospital is in a rural area (as defined under section 1886(d)(2)(D)(ii) of the Act) and is a training site for a rural track residency program (as specified under §413.86(g)(12), but is unable to count all of the FTE residents training at the rural hospital in the rural track because the rural hospital's FTE cap is lower than the hospital's unweighted count of allopathic or osteopathic FTE residents beginning with portions of cost reporting periods on or after July 1, 2005.
  
- C9: Evaluation Criterion Nine. The hospital is affiliated with a historically Black medical college.
  
- C10: Evaluation Criterion Ten: The hospital is training residents in residency program(s) sponsored by a medical school(s) that is designated as a Center of Excellence for Underserved Minorities (COE) under section 736 of the Public Health Service Act in FY 2003.
  
- C11: Evaluation Criterion Eleven: The hospital needs the additional slots to establish a new primary care residency program, or to expand an existing primary care residency program, as primary care is defined under 413.75(b).
  
- C12: Evaluation Criterion Twelve: The hospital is above its direct GME and/or IME FTE cap on the count of residents, as stated in the Medicare cost report on the worksheets E, part A or the worksheets E3, part IV, in the hospital's most recently as submitted Medicare Cost Report.
  
- C13: Evaluation Criterion Thirteen: The hospital's FTE resident cap was reduced under section 1886(h)(7)(A)(i) of the Act because the resident level in its reference cost report equaled or was above its FTE resident cap as it knew its FTE resident cap to be at that time, but as a result of a resolution to an appeal concerning the FTE resident cap, the FTE resident cap was later increased to an amount that is greater than the reference resident level.
  
- C14: Evaluation Criterion Fourteen: The hospital is above its cap and needs the additional slots to establish a new emergency medicine residency program or expand an existing emergency medicine residency program. The emergency medicine residency program includes training in bio-terrorism preparedness.
  
- C15: Evaluation Criterion Fifteen: The hospital's FTE resident cap was reduced under section 1886(h)(7)(A)(i) and:
  - The hospital started a new program(s) that was accredited before January 1, 2002;
  - The new program was in operation during the reference cost reporting period; and
  - The program has been in operation (training residents) for three or fewer years by July 1, 2003.

## BILLING CODE 4120-01-C

n. Application Process and CMS Central Office and Regional Office Mailing Addresses for Receiving Increases in FTE Resident Caps

In order for hospitals to be considered for increases in their FTE resident caps, each qualifying hospital must submit a timely application. The following information must be submitted on applications to receive an increase in FTE resident caps:

- The name and Medicare provider number of the hospital.
- The total number of requested FTE resident slots for direct GME or IME, or both, up to 25 direct GME FTE and 25 IME FTE per hospital.
- A completed copy of the CMS Evaluation Form for each residency program for which the hospital intends to use the requested increase in FTE residents. This form can be found at: <http://www.cms.hhs.gov/forms/>.
- Source documentation to support the assertions made by the hospital on the CMS Evaluation Form. For example: if the hospital indicates on the Evaluation Form that it is located in a geographic Health Professions Shortage Area (HPSA), the hospital would include documentation to support that assertion.

- FTE resident counts for direct GME and IME and FTE resident caps for direct GME and IME reported by the hospital in the most recent as-filed cost report.

- An attestation, signed and dated by an officer or administrator of the hospital who signs the hospital's Medicare cost report, of the following information:

"I hereby certify that I understand that misrepresentation or falsification of any information contained in this application may be punishable by criminal, civil, and administrative action, fine and/or imprisonment under federal law. Furthermore, I understand that if services identified in this application were provided or procured through payment directly or indirectly of a kickback or where otherwise illegal, criminal, civil, and administrative action, fines and/or imprisonment may result. I also certify that, to the best of my knowledge and belief, it is a true, correct, and complete application prepared from the books and records of the hospital in accordance with applicable instructions, except as noted. I further certify that I am familiar with the laws and regulations regarding Medicare payment to hospitals for the training of interns and residents."

The completed application and supporting documentation (as described

above) must be submitted to the CMS Central Office and the CMS Regional Office for the region in which the applicant hospital is located. The application must be received on or before December 1, 2004. The addresses of the CMS central office and regional offices are listed below.

We note that some hospitals' FTE counts will be subject to audit for the purposes of section 1886(h)(7)(A) of the Act and those audits may not be completed by December 1, 2004. Because the results of such an audit may be a factor in a hospital's decision whether to request an increase in its FTE resident cap, we will allow a later date for those hospitals to apply for increases in their FTE resident caps. Therefore, if a hospital's resident level is audited for the purposes of section 1886(h)(7)(A) of the Act, and that hospital also wishes to apply for an increase in its FTE resident cap(s), that hospital must submit a completed application to CMS that is received on or before March 1, 2005.

CMS Central and CMS Regional Office Mailing Addresses for Applications for Increases in FTE Resident Caps:

*Central Office:* Centers for Medicare and Medicaid Services (CMS), Director, Division of Acute Care, 7500 Security Boulevard, Mail Stop C4-08-06, Baltimore, Maryland 21244.

*Region I (Connecticut, Maine, Massachusetts, New Hampshire, Rhode Island, and Vermont):* Centers for Medicare and Medicaid Services (CMS), Associate Regional Administrator, Division of Medicare Financial Management, Region I, JFK Federal Building, Room 2325, Boston, MA 02203, Phone: (617) 565-1185.

*Region II (New York, New Jersey, U.S. Virgin Islands, and Puerto Rico):* Centers for Medicare and Medicaid Services (CMS), Associate Regional Administrator, Division of Medicare Financial Management, Region II, 26 Federal Plaza, 38th Floor, New York, NY 10278, Phone: (212) 264-3657.

*Region III (Delaware, Maryland, Pennsylvania, Virginia and West Virginia, and the District of Columbia):* Centers for Medicare and Medicaid Services (CMS), Associate Regional Administrator, Division of Medicare Financial Management, Region III, Public Ledger Building, Suite 216, 150 South Independence Mall West, Philadelphia, PA 19106, Phone: (215) 861-4140.

*Region IV (Alabama, North Carolina, South Carolina, Florida, Georgia, Kentucky, Mississippi, and Tennessee):* Centers for Medicare and Medicaid Services (CMS), Associate Regional Administrator, Division of Medicare

Financial Management, Region IV, Atlanta Federal Center, 61 Forsyth Street, SW., Suite 4T20, Atlanta, GA 30303-8909, Phone: (404) 562-7500.

*Region V (Illinois, Indiana, Michigan, Minnesota, Ohio, and Wisconsin):* Centers for Medicare and Medicaid Services (CMS), Associate Regional Administrator, Division of Medicare Financial Management, Region V, 233 North Michigan Avenue, Suite 600, Chicago, IL 60601, Phone: (312) 886-6432.

*Region VI (Arkansas, Louisiana, New Mexico, Oklahoma, and Texas):* Centers for Medicare and Medicaid Services (CMS), Associate Regional Administrator, Division of Medicare Financial Management, Region VI, 1301 Young Street, Suite 714, Dallas, TX 75202, Phone: (214) 767-6423.

*Region VII (Iowa, Kansas, Missouri, and Nebraska):* Centers for Medicare and Medicaid Services (CMS), Associate Regional Administrator, Division of Medicare Financial Management, Region VII, Richard Bolling Federal Building, Room 235, 601 East 12th Street, Kansas City, MO 64106.

*Region VIII (Colorado, Montana, North Dakota, South Dakota, Utah and Wyoming):* Centers for Medicare and Medicaid Services (CMS), Associate Regional Administrator, Division of Medicare Financial Management, Region VIII, Colorado State Bank Building, 1600 Broadway, Suite 700, Denver, CO 80202, Phone: (303) 844-2111.

*Region IX (Arizona, California, Hawaii, and Nevada and Territories of American Samoa, Guam and the Commonwealth of the Northern Mariana Islands):* Centers for Medicare and Medicaid Services (CMS), Associate Regional Administrator, Division of Medicare Financial Management, Region IX, 75 Hawthorne St., Suite 408, San Francisco, CA 94105, Phone: (415) 744-3501.

*Region X (Alaska, Idaho, Oregon, and Washington):* Centers for Medicare and Medicaid Services (CMS), Associate Regional Administrator, Division of Medicare Financial Management, Region X, 2201 Sixth Avenue, MS-40, Seattle, WA 98121, Phone: (206) 615-2306.

3. Direct GME Initial Residency Period (New § 413.79, a Redesignation of Existing § 413.86(g))

a. Background

As we have generally described above, the amount of direct GME payment to a hospital is based in part on the number of FTE residents who are training at the hospital during a year.

The number of FTE residents training at a hospital, and thus the amount of direct GME payment to a hospital, is directly affected by CMS policy on how "initial residency periods" are determined for residents.

Section 1886(h)(5)(A) of the Act defines "approved medical residency training program" as "a residency or other postgraduate medical training program, participation in which may be counted toward certification in a specialty or subspecialty." This provision is implemented in regulations at existing § 413.86(b). In accordance with section 1886(h)(5)(I) of the Act, the term "resident" is defined to include "an intern or other participant in an approved medical residency training program." Existing § 413.86(b) defines "resident" as an "intern, resident, or fellow who participates in an approved medical residency training program \* \* \* as required in order to become certified by the appropriate specialty board."

Section 1886(h)(4)(C)(ii) of the Act provides that while a resident is in the "initial residency period," the resident is weighted at 1.00 (existing § 413.86(g)(2) of the regulations). Section 1886(h)(4)(C)(iii) of the Act requires that if a resident is "not in the resident's initial residency period," the resident is weighted as .50 FTE resident (existing § 413.86(g)(3) of the regulations).

Section 1886(h)(5)(F) of the Act defines "initial residency period" as the "period of board eligibility," and, subject to specific exceptions, limits the initial residency period to an "aggregate period of formal training" of no more than 5 years for any individual. Section 1886(h)(5)(G) of the Act generally defines "period of board eligibility" for a resident as "the minimum number of years of formal training necessary to satisfy the requirements for initial board eligibility in the particular specialty for which the resident is training." Existing § 413.86(g)(1) of the regulations generally defines "initial residency period" as the "minimum number of years required for board eligibility." Existing § 413.86(g)(1)(iv) provides that "time spent in residency programs that do not lead to certification in a specialty or subspecialty, but that otherwise meet the definition of approved programs \* \* \* is counted toward the initial residency period limitation." Section 1886(h)(5)(F) of the Act further provides that "the initial residency period shall be determined, with respect to a resident, as of the time the resident enters the residency training program."

The initial residency period is determined as of the time the resident

enters the "initial" or first residency training program and is based on the period of board eligibility associated with that medical specialty. Thus, this provision limits the amount of direct GME that Medicare pays a hospital for a resident who switches specialties to a program with a longer period of board eligibility or completes training in a specialty and then continues training in a subspecialty (for example, cardiology and gastroenterology are subspecialties of internal medicine).

#### b. Direct GME Initial Residency Period Limitation: Simultaneous Match Issue

We understand there are numerous programs, including anesthesiology, dermatology, psychiatry, and radiology, that require a year of generalized clinical training to be used as a prerequisite for the subsequent training in the particular specialty. For example, in order to become board eligible in anesthesiology, a resident must first complete a generalized training year and then complete 3 years of training in anesthesiology. This first year of generalized residency training is commonly known as the "clinical base year." Commonly, the clinical base year requirement is fulfilled by completing either a preliminary year in internal medicine (although the preliminary year can also be in other specialties such as general surgery or family practice), or a transitional year program (which is not associated with any particular medical specialty).

In many cases, during the final year of medical school, medical students apply for training in specialty programs. Typically, a medical student who wants to train to become a specialist is "matched" to both the clinical base year program and the residency training specialty program at the same time. For example, the medical student who wants to become an anesthesiologist will apply and "match" simultaneously for a clinical base year in an internal medicine program for year 1 and for an anesthesiology training program in years 2, 3, and 4.

Based on our interpretation of the statute, our policy is that the initial residency period is determined for a resident based on the program in which he or she participates in the resident's first year of training, without regard to the specialty in which the resident ultimately seeks board certification. Therefore, for example, a resident that chooses to fulfill the clinical base year requirement for an anesthesiology program with a preliminary year in an internal medicine program will be "labeled" with the initial residency period associated with internal

medicine, or 3 years (3 years of training are required to become board eligible in internal medicine), even though the resident may seek board certification in anesthesiology, which requires a minimum of 4 years of training to become board eligible. As a result, this resident would be weighted at 0.5 FTE in his or her fourth year of training for purposes of direct GME payment.

We understand that some hospitals have been assigning residents that complete a clinical base year in a different specialty from the one in which they ultimately train an initial residency period and a weighting factor based on the specialty associated with second program year in which the residents train. As a result, some residents have been assigned a weighting factor of 1.0 FTE for years beyond their initial residency periods, rather than the applicable 0.5 FTE weighting factor. This error results in Medicare overpayments, the size of which is dependent upon the hospital's direct GME PRA and its Medicare utilization. In addition, we have received numerous requests from the health care industry to revise our policy concerning the initial residency period for residency programs that require a clinical base year because some entities in the industry believe that our current policy is unfair to those individuals who "match" simultaneously for both a preliminary year (for example, the clinical base year in internal medicine) and the longer specialty residency program (for example, anesthesiology, dermatology, or radiology).

To address these concerns, in the May 18, 2004 proposed rule (69 FR 28311), we indicated that we were considering making a change in policy that addresses these "simultaneous match" residents. Specifically, we were considering a policy that, if a hospital can document that a particular resident matches simultaneously for a first year of training in a clinical base year in one medical specialty, and for additional year(s) of training in a different specialty program, the resident's initial residency period would be based on the period of board eligibility associated with the specialty program in which the resident matches for the subsequent year(s) of training and not on the period of board eligibility associated with the clinical base year program, for purposes of direct GME payment. In addition, we considered a new definition of "residency match" to mean, for purposes of direct GME, a national process by which applicants to approved medical residency programs are paired with programs on the basis of



preferences expressed by both the applicants and the program directors.

This policy could apply regardless of whether the resident completes the first year of training in a separately accredited transitional year program or in a preliminary (or first) year in another residency training program such as internal medicine.

Under this policy, hospitals would apply a weight of 1.0 FTE (instead of 0.5) for an additional year or two to some residents who, as a prerequisite for training in a specialty program, complete a first year of training in a different specialty program. This would probably cause an increase in direct GME payments. This provision would apply to such programs as anesthesiology, dermatology, radiology, and physical medicine and rehabilitation. In 2004, there were approximately 1,840 residents in these specialties that would be affected by this proposal, as compared to the approximately 83,000 residents in total for whom Medicare makes direct GME payments. Under current policy, these 1,840 residents would be weighted at 0.5 FTE in their 4th year (and 5th year, if applicable) of training. Therefore, direct GME spending for these 1,840 residents should currently be \$26.5 million ( $1,840 \times 0.5 \times 82,249^9 \times .35^{10}$ ). We indicated in the proposed rule that, under the policy we are considering, direct GME spending would be twice that amount at \$53 million ( $1,840 \times 82,249 \times .35$ ). However, because we believe a number of fiscal intermediaries may have been applying current policy incorrectly and instead have been weighting approximately 920 residents at 1.0 in their 4th year (and 5th year, if applicable) of training, the cost of this change would be expected to be closer to \$13.25 million ( $920 \times 0.5 \times 82,249 \times .35$ ). We provided this cost impact analysis to the public for its information in consideration of any such proposed change.

We note that in the Conference Committee report that accompanied Public Law 108-173, the Committee stated that "The conferees also clarify that under section 1886(h)(5)(F) of the Act, the initial residency period for any residency for which the ACGME requires a preliminary or general clinical year of training is to be determined in the resident's second year of training." (Conference Committee Agreement Accompanying Public Law 108-173, 108 Cong., 2d Sess., 276

(2003)) The Conference Committee included this language as part of its explanation of section 712 of Public Law 108-173, which clarifies an exception to the initial residency period for geriatric fellowship programs (see section IV.O.3.c. of this preamble). We indicated in the proposed rule that we were considering making a policy change for determining the initial residency period for a resident who participates in a clinical base year program based on the resident's second year of training, as the Conference Committee suggests. However, we understand that not all residents who participate in the clinical base year programs simultaneously match in specialty training programs before the residents' first year of training. Thus, if we were to propose a "second year" policy, there would be no way to distinguish in the second year of training among those residents who simultaneously matched in a specialty program prior to their first year of training; those residents who did not match simultaneously, but participated in a clinical base year and then continued on to train in a different specialty; and those residents who simply switched specialties in their second year. As we have stated earlier, the initial residency period is to be determined based on the "initial" or first program in which a resident trains. Section 1886(h)(5)(F) of the Act provides that "the initial residency period shall be determined, with respect to a resident, as of the time the resident enters the residency training program." (Emphasis added.)

Therefore, we indicated in the proposed rule that we believe it is appropriate for us to consider changes to the "simultaneous match" policy that would allow for documentation that the residents' training program is arranged to continue in another medical specialty after the resident completes the clinical base year. However, we also specifically solicited comments concerning the issue of how to establish the initial residency period for a resident who does not match simultaneously for the first and second year, completes the first year in a preliminary program in one specialty, and then continues his or her training in a different specialty program that requires completion of a clinical base year.

In the proposed rule, we note that if we were to propose this change in the initial residency period policy, the change, if finalized, could result in an adjustment to the PRA applicable for the direct GME payments made to the hospital for a resident in a clinical base year. By treating the first year as part of

a nonprimary care specialty program (for example, anesthesiology), the hospital would be paid at the lower nonprimary care PRA rather than the higher primary care PRA, which would be used for residents training in a clinical base year in a primary care program (for example, internal medicine). We noted in conjunction with our proposal that the initial residency period would be established based upon the period of board eligibility for the specialty program for residents who simultaneously match with a clinical base year and a specialty program that we believe all of the programs that require a clinical base year are nonprimary care specialties. Because we were considering a policy change that the initial residency period would be based upon the period of board eligibility for the specialty program rather than the clinical base year, we indicated that we would also consider a policy change that the nonprimary care PRA would apply for the duration of their initial residency period.

Thus, as we indicated in the proposed rule, we are considering making the above policy changes to address the clinical base year initial residency period issue. We specifically solicited comments on the changes we were considering to the existing initial residency period policy and other approaches to address this issue, particularly those that do not increase Medicare expenditures.

*Comment:* We received many comments commending CMS for the proposed policy discussion concerning residency training in specialties that require a clinical base year. One commenter stated that "we agree that, for purposes of direct GME payment, a resident's initial residency period should be based on the period of board eligibility associated with the specialty program in which the resident matches for the subsequent year(s) of training and not on the period of board eligibility associated with the clinical base year program."

However, many commenters believed that instead of a "simultaneous match" policy, CMS should adopt as final the policy stated in the Conference Committee report that accompanied Public Law 108-173, in which the conferees clarified that the initial residency period for any residency "for which ACGME requires a preliminary or general clinical year of training is to be determined in the resident's second year of training." (Conference Committee Agreement Accompanying Public Law 108-173, 108 Cong., 2d Sess., 276 (2003)). Many commenters further

<sup>9</sup> \$82,249 is the estimated national average per resident amount for FY 2005.

<sup>10</sup> .35 is the estimated average Medicare utilization.

stated that "CMS should make a clear statement that for a resident whose first year of training is completed in a program that provides a general clinical base year as required by the ACGME for certain specialties, an IRP should be assigned in the second year based on the specialty the resident enters in the second year of training." The commenters believed that not having a "second year" policy for determining the IRP for those residents that must complete a clinical base year "violates the statute, does not reflect congressional intent, and results in inequitable payments to teaching hospitals for residents training in certain specialties."

*Response:* We appreciate the comments that compliment our proposal to clarify the direct GME policy on determining the IRP for residents that complete a clinical base year of training and simultaneous match in the clinical base year program and the specialty training program. We understand the provider community's enthusiasm for a "second year" policy for determining the IRP for residents who must complete a clinical base year. However, as we have stated above and also in the proposed rule, we believe that if we were to propose a "second year" policy, there would be no way to distinguish among those residents in their second year of training who simultaneously match in a specialty program prior to their first year of training; those residents who participated in a clinical base year and then continued on in a specialty; and those residents who simply switched specialties in their second year. We believe that the proposed simultaneous match policy is more consistent with congressional intent, as stated in the statute. As we discussed above, and also in the proposed rule, we believe the statute requires that the initial residency period be determined based on the "initial" or first program in which a resident trains. Section 1886 (h)(5)(F) of the Act provides that "the initial residency period shall be determined, with respect to a resident, as of the time the resident enters the residency training program." (Emphasis added.) Thus, we believe that our proposed "simultaneous match" policy will allow for auditable documentation of the residents' intent upon entering the clinical base year and is therefore appropriate.

We stated in the proposed rule that we believe "it is appropriate for us to consider changes to the 'simultaneous match' policy that would allow for documentation that the residents' training program is arranged to continue

in another medical specialty after the resident completes the clinical base year" (69 FR 28312). We have not heard from the public on how a "second year" policy could be documented at the time the resident enters the residency program (that is, the clinical base year), so that we may distinguish between residents who fully intend to complete a different medical specialty at the start of the clinical base year and other residents who complete a clinical base year. We recognize that there may be some disparity in counting residents for direct GME who simultaneously match in a clinical base year and a different specialty, and those residents who complete a clinical base year and then go on to a different specialty program. However, we believe the policy we proposed will be effective in correcting the problem of many of the residents who are "caught" by our IRP policies. Therefore, we believe it is appropriate to finalize the simultaneous match policy to state at § 413.79(a): "effective October 1, 2004, if a hospital can document that a particular resident matches simultaneously for a first year of training in a clinical base year, and for a second year of training in the specialty program in which the resident intends to seek board certification, the resident's initial residency period would be based on the specific specialty program for the subsequent year(s) of training in which the resident matches and not on the clinical base year program."

*Comment:* Similar to the comments above, one commenter stated that it did not believe the statute requires CMS to determine the IRP for residents who must complete a clinical base year of training in the first year of the resident's first year of training, and advocated a second year IRP policy for such residents. The commenter noted that CMS's policy allowing the initial residency period to be determined in the second year for residents training in transitional year programs "is clear evidence that such a timeframe is permissible under the statute."

*Response:* As stated above, we believe that our proposed simultaneous match policy is the more appropriate policy to finalize than a second year policy for residents training in a clinical base year. The statute requires that the initial residency period be determined based on the "initial" or first program in which a resident trains. Section 1886 (h)(5)(F) of the Act provides that "the initial residency period shall be determined, with respect to a resident, as of the time the resident enters the residency training program." (Emphasis added.) The simultaneous match policy will allow for hospitals to document the

residents' intent upon entering the clinical base year, as the statute requires.

As we mentioned above and also in the proposed rule, the clinical base year requirement can be fulfilled by residents that train in preliminary medicine, which is the first year of an internal medicine residency, or transitional years programs, which are unaffiliated with a particular specialty. For a resident that matches in a transitional year program and simultaneously matches in a specialty training program, Medicare will use the specialty training program to determine that resident's IRP. In the limited circumstance where a resident trains in the transitional year program, without simultaneously matching in a specialty program, Medicare is simply unable to determine what specialty the resident has "entered" for purposes of determining that resident's IRP. The earliest moment that Medicare is able to determine such a resident's IRP is when the resident "enters" the specialty program—the resident's second year of training. Thus, in the limited circumstance of a resident that trains in a transitional year program that is unaffiliated with a particular specialty and does not simultaneously match in a specialty program, Medicare will look to the resident's second year of training as when the resident has "entered" the residency program for purposes of determining the IRP. We note that this situation of the transitional year program is substantially different from the situation where the resident begins training in a specialty, for example, internal medicine, as the resident's clinical base year. In the latter case, we are able to establish an initial residency period based on the number of years required for certification in that specialty and have no need to wait until the second year.

*Comment:* One commenter believed that our proposed definition of "residency match," a national process by which applicants to approved medical residency programs are paired with programs on the basis of preferences expressed by both the applicants and the program directors, is unclear and ambiguous in regard to residents who are in a required clinical base year training program. The commenter requested clarification from CMS.

*Response:* We are finalizing a policy with this final rule that states that, effective October 1, 2004, if a hospital can document that a particular resident has matched simultaneously for a first year of training in a clinical base year, and for a second year of training in the

specialty program in which the resident intends to seek board certification, the resident's initial residency period (IRP) will be based on the specific specialty program in which the resident matched for the subsequent year(s) of training, and not based on the clinical base year program, for purposes of direct GME payment. We understand that the term, "residency match" is commonly used by both providers and residents. We are defining "residency match" to mean, for purposes of Medicare direct GME, a national process carried out by the National Residency Matching Program (NRMP), the San Francisco Matching Program, the Urology Matching Program, or the American Osteopathic Association Residency Match Program by which applicants to approved medical residency programs are formally paired with programs on the basis of preferences expressed by both the applicants and the program directors.

*Comment:* Several commenters noted that they "had no knowledge of any prior CMS policy that is in any way conflicted with the provisions of the legislative history." These commenters state it was "always" their understanding that the IRP was set in the second year for residents that have undertaken a clinical base year during their first year of residency. The commenters also state that the fiscal intermediaries servicing the hospitals have "never expressed disagreement with this policy."

Similarly, another commenter specifically requested that CMS not implement the proposed clarification to apply the possibly shorter initial residency period for the specialty associated with the clinical base year prior to portions of cost reporting periods on or before October 1, 2004.

Finally, another commenter stated that CMS "has never previously issued any formal rule regarding how clinical base year training affects the determination of the initial residency period."

*Response:* We believe that we have consistently held to our policy concerning the determination of the IRP for residents that complete a clinical base year. We have stated that section 1886(h)(5)(F) of the Act provides that "the initial residency period shall be determined, with respect to a resident, as of the time the resident enters the residency training program." (Emphasis added.) Thus, until the effective date of this final rule, our policy has been that, for a resident that completes a clinical base year, the initial residency period for this resident is determined based on the period of board eligibility for the

specialty associated with the first (that is, clinical base year) program. We are prospectively changing this policy in this final rule for those residents that simultaneously match, as explained further in this preamble, effective October 1, 2004.

To address the commenter's point concerning the actions of the fiscal intermediaries on this policy, we are not in a position to specifically respond at this time regarding how some intermediaries may have determined initial residency periods for particular residents. However, we understand that there are many teaching hospitals around the country that have been determining IRPs for residents that complete clinical base years correctly (that is, based on our longstanding policy that has been in effect until this final notice). In this rule, we are responding to comments regarding our proposed policy and prospectively revising our current policy. There are other avenues, outside of this final rule, through which the commenter's concerns regarding our current policy could be appropriately addressed.

*Comment:* We received several comments on our proposal to apply the non-primary care PRA for the duration of the initial residency period for residents that simultaneously matched in a clinical base year program and a longer specialty program. The commenters believed that there is "nothing in the MMA's legislative history that would indicate that such an adjustment is necessary. Accordingly, it is unclear why any change to this policy would now be required."

*Response:* We proposed a policy change to determine the initial residency period for residents that simultaneously match for both a clinical base year and a subsequent specialty program based upon the period of board eligibility for the subsequent specialty program, that is, the program in which the resident will seek certification. We believed, and continue to believe, it is appropriate to propose a policy that treats residents consistently in terms of the specialty program in which they are considered to be training. When the specialty program for which the resident simultaneously matches for the second year is a non-primary care specialty, under our policy as revised under this final rule, we would assign the IRP in the resident's first year of training based on the period of board eligibility associated with the non-primary care specialty. Thus, we believe it is consistent to apply the non-primary care PRA for that resident's FTE time, even during the first, clinical base year of

training and we are finalizing this policy at § 413.77(f) of the regulations.

*Comment:* We received one comment which stated that there are teaching hospitals that have "historically called the first year of training for these complex specialties a "general clinical year," instead of a "transitional year \* \* \*." For this reason, the commenter states the hospitals are "significantly, adversely affected by not being allowed to count the full value of FTEs training in these specialties, when, in fact, there is no difference between a "general clinical year" and a "transitional year." This "penalty for semantics" is illogical, and obviously, unfair."

Another commenter described the general practice residency (GPR) for dentistry. The commenter states that the GPR program should be treated as a transitional year program (like an allopathic program), with the initial residency period for a resident who completes a GPR program determined by the IRP for the program the resident enters next, that is, the specialty program.

*Response:* In contrast to other comments received, we believe the above commenters are describing a situation where hospitals were aware of our current policy on determining the initial residency period for residents that complete a clinical base year. As we stated above, and also in the proposed rule, we believe there are stand-alone transitional year programs that are separately accredited one-year programs unaffiliated with a particular specialty. There are also other clinical base year programs, which are affiliated with a particular medical specialty and when a resident completes a year of training in that program, that year could be counted toward board certification in that specialty. We do not know the nature of the programs the commenters have labeled as a "general clinical year," and, "general practice residency," therefore, cannot respond to the commenters' specific circumstances. We note that the distinction between a transitional year program, which is not associated with any particular medical specialty, and other clinical base year programs that are associated with a particular specialty and participation in which can be counted toward board certification in that specialty, remains applicable regardless of "semantics" or the "terminology" a hospital uses for its clinical base year programs. Thus, "semantics" or terminology is not the basis on which a fiscal intermediary should determine the initial residency period of a particular resident.

*Comment:* One commenter argued strongly for the adoption of a "second

year policy" (that is, a policy under which the IRP for all residents would be established based upon the period of board eligibility for the specialty in which the resident trains in the second residency year). The commenter stated that, "CMS proposal suffers from the practical difficulty that determining intent [of the resident] can be difficult. Many times, intent is not communicated in writing, or even orally, and can only be inferred by facts and circumstances \* \* \* [t]he best evidence of a resident's 'intent' is where the resident goes after a clinical base year."

*Response:* We agree with the commenter that "intent" of the resident can indeed be difficult for us to determine, which is, in part, why our policy has been based upon the first, or initial, program in which the resident trains, (which can be determined and documented). We disagree with the commenter that "[t]he best evidence of a resident's intent is where the resident goes after a clinical base year," because we believe the best evidence of a resident's intent is the program in which the resident actually trains in the first year of residency. After significant deliberation and reflection on the comments, we also believe documentation that a resident has matched simultaneously for a first year of generalized training and a specialty program that begins thereafter is also sufficient evidence of a resident's intent to continue training in the specialty program, and not in the specialty associated with the generalized clinical base year. Therefore, we are adopting as our final policy the policy that we solicited for comments in the proposed rule. Specifically, if a hospital can document that a resident matched simultaneously, we will determine the resident's IRP in the first year based upon the period of board eligibility for the specialty program the resident had "matched" to enter in the second year.

*Comment:* We received one comment that cited the language in section 1886(h)(5)(F) of the Act: "enters the residency program" (emphasis added by the commenter) as evidence that the statute allows CMS to establish the IRP in the second training year in all cases. The commenter stated that the statutory language "can just as easily be interpreted as referring to entering [the longer, specialty program] as to entering the clinical base year or transitional year."

*Response:* With this final rule, we are changing our policy regarding the determination of the IRP for residents that match simultaneously for a clinical base year and subsequent specialty program. Specifically, if hospitals can

document that a resident matched simultaneously, we will determine the resident's IRP in the first year based upon the period of board eligibility for the specialty program the resident is "matched" to enter in the second year. We do not believe we always wait to establish a resident's IRP in the second year of training when a resident will have "entered" a residency training program in the first year. Where there is no documentation available in the first year of training to demonstrate that a resident intends to continue training, after completing the first year, in a different medical specialty and, ultimately, to obtain board certification in that specialty, we continue to believe it is appropriate to assign the IRP based on the specialty associated with the first year of residency training.

*Comment:* We received one comment that noted that the proposed rule did not include an implementation date.

*Response:* We are stating in this final rule that the implementation date for the policy change regarding the initial residency period for "simultaneous match" residents is for portions of cost reporting periods occurring on or after October 1, 2004.

*Comment:* One commenter implied that CMS should not consider the costs of the proposed IRP policy as estimated by CMS in the proposed rule in determining whether the proposal should be finalized, since CMS did not account for all of the factors that may serve to offset some of the costs of the proposed IRP policy. For instance, the commenter said that CMS did not take into account the savings resulting from the proposal to require that the non-primary care PRA be applied by hospitals to residents training in their clinical base year and for the duration of their training in that specialty. The commenter added that savings could result from the application of the possible "simultaneous match" policy to residents who begin their training in a specialty such as surgery, which requires a minimum of five years for board eligibility, and subsequently pursue training in a specialty that requires four years of training for board eligibility, since these residents would actually see a decrease in the number of years in which they would be weighted at 1.0 FTE under the proposed policy. The commenter also recommended that, rather than comparing the present costs of direct GME payments to the projected costs subsequent to implementation of the policy, CMS should compare the projected costs of not implementing the policy against the projected costs resulting from implementation. The commenter believed that the

incremental difference between implementation and non-implementation of the proposed policy is likely far smaller than estimated in the proposed rule since, even if CMS were not to implement the policy under consideration, hospitals would now be aware of the current policy, which would lead to an increase in positions in transitional year programs.

*Response:* We acknowledge the points raised by the commenter, but note that the commenter's concerns are moot since, as explained in response to previous comments, we have decided to adopt the "simultaneous match" policy as final in this final rule.

c. Exception to Initial Residency Period for Geriatric Residency or Fellowship Programs (Section 712 of Pub. L. 108-173 and Redesignated § 413.79(a) (a Redesignation of Existing § 413.86(g)(1))

As explained further below, under Medicare direct GME payment rules, the initial residency period is generally defined as the minimum number of years of training required for a resident to become board eligible in a specialty (not to exceed 5 years) and is established at the time the resident enters his or her first training program. For purposes of direct GME payments, a resident's full-time equivalent (FTE) training time is weighted at 1.0 during the initial residency period and 0.5 for training that continues beyond the initial residency period. Section 1886(h)(5)(F) of the Act generally limits a resident's initial residency period to no longer than 5 years. That section also provides an exception that allows FTE training time spent by residents in an approved geriatric residency program to be treated as part of the resident's initial residency period, that is, weighted at 1.0 FTE for up to an additional 2 years after conclusion of the otherwise applicable initial residency period.

We understand, based on information provided by the American Geriatric Society (AGS), that in 1998, the American Board of Internal Medicine and the American Board of Family Physicians (hereinafter "the Boards") reduced the minimum number of years of formal training required for residents to become board eligible in geriatrics from 2 years to 1 year. As a result, the initial residency period, and full direct GME funding for residents in geriatric training programs, would be limited to 1 year.

However, we understand that many teaching hospitals continue to run geriatric residency or fellowship programs of at least 2 years in length (some are even 3 years). We also understand that, despite the decrease in

the minimum requirements for board eligibility, the Accreditation Council for Graduate Medicare Education (ACGME) continues to accredit some geriatric training programs for the full duration of the fellowships. For example, if a hospital's geriatric fellowship is 3 years in length, the program may continue to be accredited by the ACGME for the full 3 years, but the FTE time spent by a resident training in the geriatric program would be weighted at 1.0 for the first year of the resident's training and at 0.50 for the second and third year of the fellowship. (However, we note that FTE residents' time is not weighted for purposes of IME payments.)

Effective October 1, 2003, section 712 (a) of Public Law 108-173 clarified that Congress intended to provide an exception to the initial residency period for purposes of direct GME payments for geriatric residency or fellowship programs such that "where a particular approved geriatric training program requires a resident to complete 2 years of training to initially become board eligible in the geriatric specialty, the 2 years spent in the geriatric training program are treated as part of the resident's initial residency period, but are not counted against any limitation on the initial residency period." Therefore, in the May 18, 2004 proposed rule (69 FR 28312), we proposed that, effective for cost reporting periods beginning on or after October 1, 2003, if a resident is training in an accredited geriatric residency or fellowship program of 2 (or more) years in duration, hospitals may treat training time spent during the first 2 years of the program as part of the resident's initial residency period and weight the resident's FTE time at 1.0 during that period, regardless of the fact that the minimum number of years of training required for board eligibility in geriatrics is only 1 year. We noted that the statutory language quoted above does not allow a hospital to treat time spent by a resident in the second year of geriatric training as part of the resident's initial residency period in the case where the resident trained in a geriatric residency or fellowship program that is accredited as a 1-year program because, in that case, the resident could be board eligible after only 1 year of training.

Even though the Congress gave the Secretary authority to implement section 712 of Public Law 108-173 through an interim final rule with comment period, we chose to provide instructions in a One-Time Notification (OTN) to fiscal intermediaries and providers (Transmittal 61, CR 3071), "Changes to the FY 2004 Graduate

Medical Education (GME) Payments as Required by the Medicare Modernization Act of 2003 (MMA), Pub. L. 108-173," issued on March 12, 2004, and indicated in the proposed rule that we are implementing the statutory provision in our regulations through the notice and comment rulemaking process. We proposed to revise proposed redesignated § 413.79(a) (a redesignation of § 413.86(g)(1)) to incorporate the provision of section 712(a) of Pub. L. 108-173. We received no comments on this proposed change in regulation. Therefore, we are adopting the proposed regulation without modification.

**4. Per Resident Amount: Extension of Update Limitation on High-Cost Programs (Section 711 of Pub. L. 108-173 and § 413.77(d)(2)(iii)(B)(3) (a Redesignation of Existing § 413.86(e)(4)(ii)(C)(2)(iii))**

Section 1886(h)(2) of the Act, as amended by section 311 of the Balanced Budget Refinement Act (BBRA) of 1999 (Pub. L. 106-113), establishes a methodology for the use of a national average per resident amount (PRA) in computing direct GME payments for cost reporting periods beginning on or after October 1, 2000, and on or before September 30, 2005. Generally, section 1886(h)(2)(D)(ii) of the Act establishes a "floor" for hospital-specific PRAs at 70 percent of the locality-adjusted national average PRA. In addition, section 1886(h)(2)(D)(iv) of the Act establishes a "ceiling" that limits the annual adjustment of a hospital-specific PRA if the PRA exceeded 140 percent of the locality-adjusted national average PRA. Section 511 of the Benefits Improvement and Protection Act (BIPA) of 2000 (Pub. L. 106-554) further amended section 1886(h)(2) of the Act to increase the floor that was established by the BBRA to 85 percent of the locality-adjusted national average PRA. For purposes of calculating direct GME payments, each hospital-specific PRA is compared to the floor and ceiling to determine whether the hospital-specific PRA should be revised. (We direct readers to Program Memorandum A-01-38, March 21, 2001 for historical reference on calculating the floor and ceiling.)

Section 711 of Public Law 108-173 amended section 1886(h)(2)(D)(iv) of the Act to freeze the annual CPI-U updates to hospital-specific PRAs for those PRAs that exceed the ceiling for FYs 2004 through 2013. Therefore, in the May 18, 2004 proposed rule (69 FR 28313), we proposed that, for cost reporting periods beginning during FY 2004 through FY 2013, we would

calculate a ceiling that is equal to 140 percent of the locality-adjusted national average PRA for each hospital and compare it to each hospital-specific PRA. If the hospital-specific PRA for the preceding year is greater than 140 percent of the locality-adjusted national average PRA "ceiling" in the current fiscal year, the hospital-specific PRA for the current year is frozen at the preceding fiscal year's hospital-specific PRA and is not updated by the CPI-U factor. We note that a hospital may have more than one PRA. Each of a hospital's PRAs must be separately compared to the "ceiling" PRA to determine whether that PRA should be frozen at the level for the previous year or updated by the CPI-U factor.

For example, to determine the applicable PRA for a cost reporting period beginning during FY 2004, we proposed to compare the hospital-specific PRA from the cost reporting period that began during FY 2003 to the FY 2004 locality-adjusted national average PRA for that hospital. If the FY 2003 hospital-specific PRA exceeds 140 percent of the FY 2004 locality-adjusted national average PRA, the FY 2004 hospital-specific PRA is frozen at the level of the FY 2003 hospital-specific PRA and is not updated by the CPI-U factor for FY 2004.

Due to the effective date of the statutory provision of section 711 of Public Law 108-173, we issued a notification to fiscal intermediaries and providers regarding the provision in the OTN issued on March 12, 2004 (Transmittal 61, CR 3071). In the May 18, 2004 proposed rule, to incorporate the changes made by section 711 of Public Law 108-173 in our regulations regarding the determination of PRAs, we proposed to: (1) Revise proposed redesignated § 413.77(d)(2)(iii)(B)(3) (a proposed redesignation of existing § 413.86(e)(4)(ii)(C)(2)(iii)) to make it applicable only to FY 2003; (2) further redesignate proposed newly redesignated § 413.77(d)(2)(iii)(B)(4) (the proposed redesignation of existing § 413.86(e)(4)(ii)(C)(2)(iv)) as § 413.77(d)(2)(iii)(B)(4); and (3) add a proposed new § 413.77(d)(2)(iii)(B)(4).

*Comment:* One commenter stated that many hospitals incur direct GME costs beyond those reimbursed by Medicare through the PRA due to the difficulties in recruiting physicians to certain areas and the shortages of physicians in certain specialty programs. The commenter stated that the freeze in the inflation updates to the per resident amounts will inhibit a hospital from providing high quality education, and will result in additional physician shortages.

*Response:* The commenter is referring to section 711 of Public Law 108-173 that freezes the annual CPI-U updates to hospital-specific PRAs for those PRAs that exceed the ceiling for FYs 2004 through 2013. While we are sympathetic to the commenter's concerns, this provision is statutory and must be implemented as mandated.

## 5. Residents Training in Nonhospital Settings

### a. Background

With respect to reimbursement of direct GME costs, since July 1, 1987, hospitals have been allowed to count the time residents spend training in sites that are not part of the hospital (referred to as "nonprovider" or "nonhospital sites") under certain conditions. Section 1886(h)(4)(E) of the Act requires that the Secretary's rules concerning computation of FTE residents for purposes of direct GME payments "provide that only time spent in activities relating to patient care shall be counted and that all the time so spent by a resident under an approved medical residency training program shall be counted towards the determination of full-time equivalency, without regard to the setting in which the activities are performed, if the hospital incurs all, or substantially all, of the costs for the training program in that setting." (Section 1886(h)(4)(E) of the Act, as added by section of 9314 of the Omnibus Budget Reconciliation Act of 1986, Pub. L. 99-509.)

Regulations regarding time spent by residents training in nonhospital sites for purposes of direct GME payment were first implemented in the September 29, 1989 final rule (54 FR 40286). We stated in that rule (under § 413.86(f)(3)) that a hospital may count the time residents spend in nonprovider settings for purposes of direct GME payment if the residents spend their time in patient care activities and there is a written agreement between the hospital and the nonprovider entity stating that the hospital will incur all or substantially all of the costs of the program. The regulations at that time defined "all or substantially all" of the costs to include the residents' compensation for the time spent at the nonprovider setting.

Prior to October 1, 1997, for IME payment purposes, hospitals could only count the time residents spend training in areas subject to the IPPS and outpatient areas of the hospital. Section 4621(b)(2) of the BBA of 1997 (Pub. L. 105-33) revised section 1886(d)(5)(B) of the Act to allow providers to count time residents spend training in nonprovider

sites for IME purposes, effective for discharges occurring on or after October 1, 1997. Specifically, section 1886(d)(5)(B)(iv) of the Act was amended to provide that "all the time spent by an intern or resident in patient care activities under an approved medical residency program at an entity in a nonhospital setting shall be counted towards the determination of full-time equivalency if the hospital incurs all, or substantially all, of the costs for the training program in that setting."

In the regulations at §§ 412.105(f)(1)(ii)(C) and 413.86(f)(4) (as issued in the July 31, 1998 *Federal Register*), we specify the requirements a hospital must meet in order to include the time spent by a resident training in a nonhospital site in its FTE count for Medicare reimbursement for portions of cost reporting periods occurring on or after January 1, 1999 for both direct GME and for IME payments. The regulations at § 413.86(b) redefine "all or substantially all of the costs for the training program in the nonhospital setting" as the residents' salaries and fringe benefits (including travel and lodging where applicable), and the portion of the cost of teaching physicians' salaries and fringe benefits attributable to direct GME. A written agreement between the hospital and the nonhospital site is required before the hospital may begin to count residents training at the nonhospital site; the agreement must provide that the hospital will incur the costs of the resident's salary and fringe benefits while the resident is training in the nonhospital site. The hospital must also provide reasonable compensation to the nonhospital site for supervisory teaching activities, and the written agreement must specify that compensation amount.

### b. Moratorium on Disallowances of Allopathic or Osteopathic Family Practice Residents Training Time in Nonhospital Settings (Section 713 of Pub. L. 108-173 and Redesignated § 413.78 (a Redesignation of Existing § 413.86(f))

As we mentioned above, under existing § 413.86(f)(4), for portions of cost reporting periods occurring on or after January 1, 1999, the time residents spend in nonhospital settings such as freestanding clinics, nursing homes, and physicians' offices in connection with approved programs may be included in determining the hospital's number of FTE residents for purposes of calculating both direct GME and IME payments, if the following conditions are met:

(1) The resident spends his or her time in patient care activities.

(2) There is a written agreement between the hospital and the nonhospital site that indicates that the hospital will incur the costs of the resident's salary and fringe benefits while the resident is training in the nonhospital site, and the hospital is providing reasonable compensation to the nonhospital site for supervisory teaching activities. The agreement must indicate the compensation the hospital is providing to the nonhospital site for supervisory teaching activities.

(3) The hospital incurs "all or substantially all" of the costs for the training program in the nonhospital setting. "All or substantially all" means the residents' salaries and fringe benefits (including travel and lodging where applicable) and the portion of teaching physicians' salaries and fringe benefits attributable to direct graduate medical education.

In order for the hospital to incur "all or substantially all" of the costs in accordance with the regulations, the actual cost of the time spent by teaching physicians in supervising residents in the nonhospital setting must be compensated by the hospital. The amount of supervisory GME costs is dependent upon the teaching physician's salary and the percentage of time that he or she devotes to activities related to the residency program at the nonhospital site. As long as there are supervisory costs associated with the nonhospital training, the hospital must reimburse the nonhospital setting for those costs in order to count FTE resident time spent in the nonhospital site for purposes of IME and direct GME payments.

Many hospitals have entered into written agreements with teaching physicians that state that the teaching physician is "volunteering" his or her time in the nonhospital site, and, therefore, the hospital is not providing any compensation to the teaching physician. Other hospitals have paid only a nominal amount of compensation for the supervisory teaching physicians' time in the nonhospital setting. Because the existing regulations at § 413.86(f)(4) state that the hospital must incur all or substantially all of the direct GME costs, including those costs associated with the teaching physician, regardless of whether the written agreement states that the teaching physician is "volunteering," we have required that the hospital must pay these costs in order to count FTE residents training in the nonhospital site, as long as these teaching physician costs exist.

However, during the 1-year period from January 1, 2004 through December 31, 2004, section 713 of Public Law 108-173, through a moratorium, allows hospitals to count allopathic or osteopathic family practice residents training in nonhospital settings for IME and direct GME purposes, without regard to the financial arrangement between the hospital and the teaching physician practicing in the nonhospital setting to which the resident is assigned. We implemented section 713 in the One-Time Notification (OTN), "Changes to the FY 2004 Graduate Medical Education (GME) Payments as Required by the Medicare Modernization Act of 2003 (MMA)" (CR 3071, Transmittal 61, issued on March 12, 2004). Generally, to implement the provisions of section 713, we stated in the OTN that, when settling prior year cost reports during this 1-year period, or for family practice residents actually training in nonhospital settings during this 1-year period, the fiscal intermediaries should allow the hospitals to count allopathic and osteopathic family practice residents training in the nonhospital setting for direct GME and IME payment purposes without regard to the financial arrangement between the hospital and the nonhospital site pertaining to the teaching physicians' costs associated with the residency program.

(1) Cost Reports That Are Settled Between January 1, 2004 and December 31, 2004

When fiscal intermediaries settle cost reports during January 1, 2004 through December 31, 2004 (Calendar Year (CY) 2004), a hospital that seeks to count allopathic or osteopathic family practice FTE residents training in a nonhospital setting(s) is allowed to count those FTEs for IME and direct GME purposes, even in instances where the written agreement between the hospital and a teaching physician or a nonhospital site does not mention teaching physician compensation, specifies only a nominal amount of compensation, or states that the teaching physician is "volunteering" his or her time training the residents. For example, when a fiscal intermediary is settling a cost report during CY 2004 that has a fiscal year end of June 30, 2001, the fiscal intermediary will allow the hospital to count family practice FTE residents that trained in a nonhospital setting during the period covered by the June 30, 2001 cost report, regardless of the financial arrangement in place between the hospital and the teaching physician at the nonhospital site during the period covered by the June 30, 2001 cost report.

We note that this moratorium does not apply to cost reports that are not settled during January 1 through December 31, 2004, that do not coincide with, or overlap, the January 1 through December 31, 2004 period. For example, if a cost report for fiscal year ended December 31, 2003 (or June 30, 2003, or others) is not settled during the January 1 through December 31, 2004 period, the moratorium would not apply.

*Comment:* One commenter expressed concern with the implementation of the moratorium on disallowances of allopathic or osteopathic family practice residents' training time in nonhospital settings. Specifically, the commenter was concerned that fiscal intermediaries may purposely delay audits or the issuance of settled cost reports to avoid the impact of the moratorium. The commenter requested CMS to clearly and firmly direct fiscal intermediaries to settle all cost reports in 2004 that they otherwise would settle and inform intermediaries that they may not take the moratorium into account in determining whether and when to settle cost reports.

*Response:* We have already addressed the issue of how fiscal intermediaries are to implement this moratorium. In Change Request 3071, Pub. 100-20, Transmittal No. 61, issued to the fiscal intermediaries on March 12, 2004, we stated that, "Scheduling of cost report audit or settlement activities during calendar year 2004 should be done in accordance with normal procedures. If, since January 1, 2004, but before issuance of this OTN, you have settled cost reports and did not allow hospitals to count family practice residents at nonhospital sites where the hospitals did not pay for all of the teaching physician costs, then review such settlements and, if appropriate, reopen and reverse the disallowance. If, as of issuance of this OTN, you have disallowed such residents in the process of settling a cost report, but have not yet issued the Notice of Program Reimbursement (NPR), then reverse the disallowance of those residents. Cost reports that have already been settled prior to January 1, 2004 should not be reopened to allow a hospital to count family practice residents at nonhospital sites where the hospital did not pay for all of the teaching physician costs, even if requested by a hospital."

Therefore, scheduling of audit or settlement activities should be done using normal procedures. Given the above instruction, fiscal intermediaries should not take the moratorium into consideration or delay settlement and audit activities. Because we have instructed fiscal intermediaries to

follow normal procedures, we request that hospitals respect our instructions and refrain from pressuring fiscal intermediaries to settle more cost reports than they would during the normal course of business in an attempt to take advantage of this moratorium.

(2) Family Practice Residents That Are Training in Nonhospital Settings Between January 1, 2004 and December 31, 2004

In addition to allowing family practice residents that trained in nonhospital settings to be counted in cost reports that the fiscal intermediaries settle during the period of January 1, 2004 through December 31, 2004, without regard to the financial arrangements between the hospital and the teaching physician at the nonhospital site, the fiscal intermediaries are to allow family practice residents that actually are or will be training in nonhospital settings during January 1, 2004, through December 31, 2004, without regard to the financial arrangements between the hospital and the teaching physician at the nonhospital site. That is, when fiscal intermediaries settle cost reports that cover service periods of January 1, 2004 through December 31, 2004, a hospital that seeks to count allopathic or osteopathic family practice FTE residents training in a nonhospital setting(s) would be allowed to count those FTEs, even in instances where the written agreement between the hospital and a teaching physician or a nonhospital site does not mention teaching physician compensation, specifies only a nominal amount of compensation, or states that the teaching physician is "volunteering" his or her time training the residents. If a hospital has a fiscal year that is other than a calendar year, the hospital may count the family practice residents training in the nonhospital setting during those portions of its fiscal years that fall within the January 1, 2004 and December 31, 2004 period. For example, when a fiscal intermediary is settling a hospital's June 30, 2004 cost report, the hospital would be allowed to count family practice FTE residents that trained in a nonhospital setting during the period of January 1, 2004 through June 30, 2004, regardless of the financial arrangement between the hospital and the teaching physician at the nonhospital site from January 1 through June 30, 2004. Similarly, when a fiscal intermediary settles the hospital's June 30, 2005 cost report, the hospital would be allowed to count family practice FTE residents that trained in a nonhospital setting during the period of July 1, 2004

through December 31, 2004, regardless of the financial arrangement between the hospital and the teaching physician at the nonhospital site from July 1 through December 31, 2004. (However, we note that family practice residents that train in nonhospital settings beginning January 1, 2005, and after are not subject to the moratorium provided under section 713 of Pub. L. 108-173.)

Because we are interpreting this moratorium to apply to prior period cost reports that are settled during calendar year (CY) 2004, and to cost reports that are settled after CY 2004 that cover training that occurred during the period of January 1, 2004 through December 31, 2004, a gap in applicability of the moratorium may result for family practice residents training in nonhospital settings. For example, a hospital might be permitted to count certain FTE family practice residents that are included in its FY 2001 cost report in accordance with the moratorium because that cost report is settled during CY 2004. However, the hospital might not be permitted to count certain FTE family practice residents in its FY 2002 and FY 2003 cost reports because these cost reports would not be settled during CY 2004 and the moratorium would not apply. The hospital then could be permitted to count certain FTE family practice residents in its FY 2004 cost report in accordance with the moratorium, because the FY 2004 cost report would contain family practice residents who actually trained in a nonhospital setting during CY 2004.

Regardless of whether the fiscal intermediaries are settling prior period cost reports during CY 2004, or settling cost reports after CY 2004 that cover training during the period of January 1, 2004 through December 31, 2004, we emphasize that the moratorium provided in section 713 of Public Law 108-173 only applies for purposes of counting FTE residents in allopathic and osteopathic general family practice programs that were in existence (that is, training residents) as of January 1, 2002 and where the requirement to incur the teaching physician compensation related to direct GME may not have been met. Therefore, in the May 18, 2004 proposed rule (69 FR 28315), for residents training in nonhospital settings, we proposed that the moratorium applies only: (1) To FTE residents in general family practice programs (and not to dental, podiatric, or other allopathic or osteopathic specialty programs); (2) to family practice programs that were in existence as of January 1, 2002; and (3) with the exception of teaching physician

compensation, to training in nonhospital settings that meet the requirements in the existing regulations at § 413.86(f)(4) (proposed to be redesignated as § 413.78(d)).

We did not propose any regulation text changes to address this provision in the proposed rule. We note that section 713(b) of Public Law 108-173 directs the Inspector General of the Department of Health and Human Services to conduct a study of the appropriateness of alternative methodologies for payment of residency training in nonhospital settings and to submit a report to Congress on the results of the study, along with recommendations, as appropriate, by December 8, 2004. We will await the release of the Inspector General's report and may consider additional policy and regulation changes at that time if they are warranted.

*Comment:* Many commenters expressed strong opposition to CMS' policy regarding IME and DGME payments for residents training at a nonhospital setting(s). The commenters believe that the requirement that hospitals pay supervising physicians in nonhospital settings for the salary and fringe benefits that is attributable to the time spent teaching residents is severely detrimental to residency programs that depend on nonhospital training and runs counter to long-standing traditions prevalent in physician education.

Several commenters stated that there is inconsistency in the treatment of supervisory costs in nonhospital settings by CMS and fiscal intermediaries and requested clarification regarding CMS policy regarding compensation of supervisory physicians who "volunteer" their time to train residents in a nonhospital setting.

Several commenters proposed that CMS clarify in the final rule that where supervising physicians freely agree to volunteer their time and the hospital pays all other training costs (residents' salaries, benefits, and other training costs) that the hospital has incurred "all or substantially all" of the costs of the program.

Several commenters urged CMS to extend the MMA moratorium on disallowances of allopathic or osteopathic family practice residents training time in nonhospital settings (redesignated § 413.78) to cover all current, prior, and future nonhospital education. Another commenter believes that this moratorium should not be limited to Family Practice residents, but rather should cover any residents that train in nonhospital settings.

*Response:* While we sympathize with the commenter's concerns, the cost reporting period specified for the moratorium on disallowances of allopathic or osteopathic family practice residents training time in nonhospital settings is set by Section 713 of Public Law 108-173. Furthermore, we have no discretion to expand the moratorium to residency programs other than Family Practice. Many hospitals have claimed that the teaching physician is "volunteering" his or her time in the nonhospital site, and, therefore, the hospital is not providing any compensation to the teaching physician. The redesignated regulation at § 413.78 states that the hospital must incur all or substantially all of the direct GME costs. This requirement included those costs associated with the teaching physician, regardless of whether the written agreement states that the teaching physician is "volunteering." The statute and our regulations require that the hospital must pay the costs of training residents at the nonhospital site in order to count FTE residents training at that site including teaching physician costs, as long as these teaching physician costs exist. We did not propose any regulation text changes that address these supervisory costs of training residents at nonhospital setting(s). Section 713(b) of Public Law 108-173 directs the Inspector General of the Department of Health and Human Services to conduct a study of the appropriateness of alternative methodologies for payment of residency training in nonhospital settings and to submit a report to the Congress on the results of the study, along with recommendations, as appropriate, by December 8, 2004. We will await the release of the Inspector General's report and may consider additional policy, regulation changes, and instructions to financial intermediaries at that time if they are warranted.

*Comment:* One commenter believes that there is unmeasured monetary value afforded to nonhospital sites that are training residents and that supervisory costs should be compared to what nonhospital sites gain as a result of training residents. For example, "off-site locations may also have reduced clinical staff hours, as some of the work delegated to residents is similar or identical to what might be \* \* \* work normally performed by clinical staff in offices without residents." The commenter believes compensation for supervising physicians that does not take into account these economic benefits would result in a "gross overpayment" to nonhospital sites.



*Response:* In order to count residents training at nonhospital sites, for purposes of direct and indirect GME payments, the statute requires a hospital to pay the nonhospital site for all or substantially all of the costs for the training program in that setting. Although we understand that a benefit does accrue to the nonhospital site because there is GME training being conducted at that site, a determination of the cost of the training must be made and the hospital must pay the nonhospital site for those costs. We are not proposing to make any changes regarding compensation for supervising physicians at nonhospital sites at this time. As stated above, section 713(b) of Public Law 108-173 directs the Inspector General of the Department of Health and Human Services to conduct a study of the appropriateness of alternative methodologies for payment of residency training in nonhospital settings and to submit a report to the Congress on the results of the study, along with recommendations, as appropriate, by December 8, 2004. We will await the release of the Inspector General's report and will consider the possibility of policy and regulation changes at that time if warranted.

*Comment:* Many commenters proposed that CMS "make very clear in regulation or intermediary instruction that if there are no payments made to the non-hospital site by the hospital, that is not an a priori reason to deny time spent by residents in that environment. If the hospital is paying the residents' salary and benefits, travel costs, lodging, etc., there may in fact be no costs (hence payments) to the non-hospital site. This would frequently be the case in situations where the preceptor is volunteering his/her teaching or supervisory time."

*Response:* We did not propose any changes in policy concerning this issue. We note that Section 713(b) of Public Law 108-173 directs the Inspector General of the Department of Health and Human Services to conduct a study of the appropriateness of alternative methodologies for payment of residency training in nonhospital settings and to submit a report to the Congress on the results of the study, along with recommendations, as appropriate, by December 8, 2004. We will await the release of the Inspector General's report and will consider additional policy, regulation changes, and instructions to financial intermediaries at that time if warranted.

c. Requirements for Written Agreements for Residency Training in Nonhospital Settings (Redesignated § 413.78 (a) Redesignation of Existing § 413.86(f))

As mentioned above, under section 1886(h)(4)(E) of the Act, a hospital may count residents training in nonhospital settings for direct GME purposes (and under section 1886(d)(5)(B)(iv) of the Act, for IME purposes), if the residents spend their time in patient care activities and if " \* \* the hospital incurs all, or substantially all, of the costs for the training program in that setting." We believe the Congress intended to facilitate residency training in nonhospital settings by requiring hospitals to commit to incur, and actually incur, all or substantially all of the costs of the training programs in the nonhospital sites. Accordingly, in implementing section 1886(h)(4)(E) of the Act, first in the regulations at § 413.86(f)(3), effective July 1, 1987, and later at § 413.86(f)(4), effective January 1, 1999, we required that, in addition to incurring all or substantially all of the costs of the program at the nonhospital setting, there must be a written agreement between the hospital and the nonhospital site stating that the hospital will incur all or substantially all of the costs of training in the nonhospital setting. The later regulations further specify that the written agreement must indicate the amount of compensation provided by the hospital to the nonhospital site for supervisory teaching activities. (In the May 18, 2004 proposed rule, we noted that § 413.86(f)(3) was proposed to be redesignated as § 413.78(c), and § 413.86(f)(4) was proposed to be redesignated as § 413.78(d).)

We required the written agreements in regulations in order to provide an administrative tool for use by the fiscal intermediaries to assist in determining whether hospitals would incur all or substantially all of the costs of the training in the nonhospital setting in accordance with Congressional intent. Furthermore, our policy has required that the written agreement between the hospital and the nonhospital site be in place *prior* to the time that the hospital begins to count the FTE residents training in the nonhospital site. A written agreement signed before the time the residents begin training at the nonhospital site that states that the hospital will incur the costs of the training program at the nonhospital site indicates the hospital's ongoing commitment to incur the costs of training at that site.

In settling cost reports where hospitals have included residents

training at nonhospital sites in their FTE count, the fiscal intermediaries have encountered numerous situations where hospitals have complied with the requirement to incur all or substantially all of the costs of training in nonhospital settings. However, despite our longstanding regulations that state the requirement for a written agreement, these hospitals have not met the regulatory requirements related to written agreements. For example, some hospitals had no written agreement in place during the training in the nonhospital setting, or written agreements were not timely (that is, they were prepared after the residents began or, in some cases, finished training at the nonhospital site), or the agreements did not include a specific amount of compensation to be provided by the hospital to the nonhospital site for supervisory teaching activities. As a result, hospitals have faced disallowances of direct GME and IME payments relating to FTE residents training in nonhospital settings because the hospitals did not comply with the regulatory requirements concerning written agreements.

In retrospect, we believe the regulatory requirements concerning the written agreements may not have been the most efficient aid to fiscal intermediaries in determining whether hospitals would actually incur all or substantially all of the costs of the training programs in nonhospital settings. The fiscal intermediaries have been required to ensure that hospitals are complying with the regulations regarding written agreements, in addition to determining whether a hospital actually incurred the appropriate costs. We believe it would be more appropriate and less burdensome for both fiscal intermediaries and hospitals if we instead focus the fiscal intermediaries' reviews on the statutory requirement that hospitals must incur all or substantially all of the costs of the program in the nonhospital setting. Therefore, in the May 18, 2004 proposed rule (69 FR 28315), we proposed to revise the regulations under proposed new § 413.78 (a proposed redesignation of existing § 413.86(f)) to remove the requirement for a written agreement between the hospital and the nonhospital setting as a precondition for a hospital to count residents training in nonhospital settings for purposes of direct GME and IME payments. However, consistent with our belief that the Congress intended that hospitals commit to incur, and actually incur, all or substantially all of the costs of the

training programs in the nonhospital sites in order to facilitate training at nonhospital sites, we are also proposing that, in order for the hospital to count residents training in a nonhospital setting, the hospital must pay for the nonhospital site training costs concurrently with the training that occurs during the cost reporting period.

We understand that residents' rotations, including those to nonhospital settings, are generally in discrete blocks of time (for example, 4-week or 6-week rotations). Therefore, to account for various rotation lengths, we proposed under the new proposed § 413.78(e) that, in order to count residents training in a nonhospital setting, a hospital must pay all or substantially all of the costs of the training in a nonhospital setting(s) by the end of the month following a month in which the training in the nonhospital site occurred. If a hospital is counting residents training in a nonhospital setting for direct GME and IME purposes in any month of its cost reporting period, the hospital must make payment by the end of the following month to cover all or substantially all of the costs of training in that setting attributable to the preceding month. If the residents are employed by the hospital, and receive their salary payments (and fringe benefits) every 2 weeks, the hospital may continue to pay the residents' salaries every 2 weeks during the residents' rotation to the nonhospital setting. This should still result in payment being made for residents' time spent in nonhospital settings by the end of the following month. (We also note that the hospital must pay travel and lodging expenses, if applicable.) We proposed that the hospital would be required to pay the nonhospital site for the portion of the cost of teaching physicians' salaries and fringe benefits attributable to direct GME by the end of the month following the month in which the training in the nonhospital setting occurred. We proposed that if a hospital does not pay for all or substantially all of the costs of the program in the nonhospital setting by the end of the month following the month in which the training occurred, the hospital could not count those FTE residents in the month that the training occurred. Therefore, we proposed to determine if residents training in nonhospital sites should be counted on a month-to-month basis, depending on whether a hospital paid for the training costs of those residents by the end of the month following the month in which the training occurred.

The following are examples of how a hospital that sends residents to train in nonhospital sites would make payments concurrently with the nonhospital site training:

*Example 1.* • Hospital A, with a fiscal year end (FYE) of December 31, trains 10 internal medicine residents and 6 family practice residents. Each January, April, July, and October, Hospital A sends 5 internal medicine FTE residents to the Physicians' Clinic for 4 weeks. Each month, Hospital A sends 2 family practice FTE residents to the Family Clinic. The residents are employed by Hospital A, and the residents receive fringe benefits from and are paid every 2 weeks by Hospital A, regardless of whether they are training in Hospital A or at a nonhospital site. In order to make payments concurrently with the training that is occurring in the nonhospital sites, Hospital A must pay the Physicians' Clinic by the end of February, May, August, and November, respectively, of each cost reporting year, to cover the costs of teaching physician compensation and fringe benefits attributable to direct GME. Similarly, because residents are training at the Family clinic each month, Hospital A must pay the Family Clinic by the end of each month for the previous month's costs of teaching physician compensation and fringe benefits attributable to direct GME. There are no travel and lodging costs associated with these rotations to nonhospital sites.

*Example 2.* • University A will sponsor an ophthalmology program with eight residents beginning on July 1, 2005. The residents will be on the payroll of the University, but they will train at Hospital B and at the University's Eye Clinic, which is a nonhospital setting. Hospital B has a June 30 FYE. Four of the residents will train in the Eye Clinic from August 1 to October 15, and the other four residents will train in the Eye Clinic from February 15 to April 30. Thus, residents are training in the Eye Clinic during the months of August, September, October, February, March, and April. If Hospital B wishes to count these FTE residents for IME and direct GME purposes in its cost reporting year ending June 30, 2006, and onward, it must pay the Eye Clinic at the end of September, October, November, March, April, and May, respectively, for the previous month's cost of the residents' salaries and fringe benefits, and the teaching physician compensation and fringe benefits attributable to direct GME.

*Example 3.* • Hospital C sends a resident to train at a nonhospital site from January 28 to February 20. The resident was employed by the nonhospital site during this time. Hospital C paid the nonhospital site for the cost of the resident's salary and fringe benefits and the teaching physician compensation and fringe benefits attributable to direct GME by February 28 to account for the training that occurred from January 28 through January 31. However, Hospital C did not pay the nonhospital site by March 31 to account for the training that occurred in February. Therefore, Hospital C could not count the resident's time in the nonhospital setting from February 1 through February 20 for direct GME and IME purposes.

We note that our proposal to require hospitals to pay for the nonhospital site training costs concurrently with the training that occurs in the nonhospital site was a departure from our current policy concerning the timeframe in which a hospital must make payment for the training costs. Currently, we apply the existing regulations at § 413.100(c)(2)(i), which state that a short-term liability (such as the hospital's obligation to pay the nonhospital site for the residency training costs) must be liquidated within 1 year after the end of the cost reporting period in which the liability is incurred. However, because we are proposing to no longer require that a written agreement between the hospital and the nonhospital site be in place prior to the time that the hospital begins to count the FTE residents training in the nonhospital site, we believe that a reasonable alternative to ensure that a hospital is facilitating the training at the nonhospital site through its ongoing commitment to incur all or substantially all of the costs is to require the hospital to make payments concurrently with the training that occurs in the nonhospital site in order to count the FTE residents for purposes of direct GME and IME payments.

We are aware that there are situations where, rather than providing direct financial compensation to the nonhospital site for supervisory teaching activities, the hospital is incurring all or substantially all of the teaching physician costs through nonmonetary, in-kind arrangements. In the May 18, 2004 proposed rule, we proposed that, in order to be considered concurrent with the nonhospital site training, in-kind arrangements must be provided or made available to the teaching physician at least quarterly, to the extent that there are residents training in a nonhospital setting(s) in a quarter.

We proposed to revise § 413.86(f) (proposed to be redesignated as § 413.78 in this proposed rule) to add a new paragraph (§ 413.78(e)) to state that a hospital must incur all or substantially all of the costs of training in a nonhospital setting by the end of the month following a month in which the training in the nonhospital site occurred, to the extent that there are residents training in a nonhospital setting in a month. This proposed change would be effective for portions of cost reporting periods occurring on or after October 1, 2004. We proposed to revise paragraph (d) of the proposed redesignated § 413.78 to reflect the effective cost reporting periods of the provisions under the new paragraph (e).

*Comment:* Many commenters voiced strong opposition to the proposed regulation that requires hospitals to pay for all or substantially all of the costs of training residents at the nonhospital setting(s) by the end of the month following a month in which the training in the nonhospital setting(s) occurred. The commenters believe that this proposed regulation would not be less burdensome than the existing system and indeed would increase the administrative burdens to hospitals and intermediaries alike.

*Response:* As we stated in the May 18, 2004 proposed rule, we believe the Congress intended to facilitate residency training in nonhospital settings by requiring hospitals to commit to incur, and actually incur, all or substantially all of the costs of the training programs in the nonhospital sites. Accordingly, in implementing section 1886(h)(4)(E) of the Act, first in the regulations at § 413.86(f)(3), effective July 1, 1987, and later at § 413.86(f)(4), effective January 1, 1999, we required that, in addition to incurring all or substantially all of the costs of the program at the nonhospital setting, there must be a written agreement between the hospital and the nonhospital site stating that the hospital will incur all or substantially all of the costs of training in the nonhospital setting.

In the May 18, 2004 proposed rule, we indicated our belief that it would be more appropriate and less burdensome for both fiscal intermediaries and hospitals if, instead of focusing on the written agreement, we focus on the statutory requirement that hospitals must incur all or substantially all of the costs of the program in the nonhospital setting. Therefore, we proposed to remove the requirement for a written agreement between the hospital and the nonhospital setting as a precondition for a hospital to count residents training in nonhospital settings for purposes of direct GME and IME payments. Instead, we proposed that, in order to count residents training in a nonhospital setting, a hospital must pay all or substantially all of the costs of the training in a nonhospital setting(s) by the end of the month following a month in which the training in the nonhospital site occurred. Payment of these costs by the end of the month following a month in which the training occurs would show an ongoing commitment to incur the cost of training residents at the nonhospital site and is consistent with the Congress' intent.

In response to the commenter's concerns, we are revising the proposed finalized policy at § 413.78 (a redesignation of § 413.86(f)). We are

concerned that hospitals may not always be able to comply with the timeframe for payment of nonhospital supervisory costs as indicated by the commenters. Therefore, we will allow hospitals to demonstrate their ongoing commitment to incur the costs of the training program in the nonhospital setting, and to count the FTE residents training thereby meeting at least one of the following criteria: (1) There is a written agreement between the hospital and the nonhospital site stating that the hospital will incur all or substantially all of the costs of training in the nonhospital setting. If the hospital chooses the written agreement option, the existing requirements as specified in the regulations at § 413.100(c)(2)(i) and § 413.86(f)(4) would apply. Or, (2) the hospital pays the costs associated with the training program in the nonhospital setting(s) by the end of the third month following a month in which the training in the nonhospital setting(s) occurred. Allowing hospitals to choose between these two options and lengthening the required timeframe for concurrent payment of the costs of the training in a nonhospital site provides additional flexibility to hospitals and fiscal intermediaries while still ensuring compliance with the statutory requirement to demonstrate that hospitals will incur all or substantially all of the costs of the training program in the nonhospital setting.

*Comment:* Several commenters believe that our proposal to require hospitals to pay the costs of training residents at a nonhospital site by the end of the month following a month in which the training occurred is inconsistent with longstanding Medicare policy. They note that the regulations at § 413.100(c)(2)(i) allow a hospital to recognize an accrued cost for Medicare payment purposes if it is paid within one year after the end of the cost reporting period in which the liability was incurred. Several commenters proposed that a hospital be considered to have incurred the cost of training residents in a nonhospital setting, with or without a written agreement, if this cost is paid in accordance with § 413.100(c)(2)(i). One commenter proposed that a hospital be considered to have incurred the cost of training residents in a nonhospital setting, with or without a written agreement, if this cost is paid by the end of the month following the end of the cost reporting period.

*Response:* We agree that § 413.100(c)(2)(i) permits a hospital to recognize an accrued cost for Medicare payment purposes if it is paid within one year after the end of the cost

reporting period in which the liability was incurred. However, we have required a written agreement under our regulations in order to provide an administrative tool for use by the fiscal intermediaries to assist in determining whether hospitals would incur all or substantially all of the costs of the training in the nonhospital setting. As stated above, we are now allowing a hospital to choose how it will demonstrate that it will incur the nonhospital site training costs: either by executing a written agreement with the nonhospital site in accordance with existing regulations, or by concurrently paying the costs of training residents in the nonhospital setting (that is, by the end of the third month following the month in which the training occurred).

*Comment:* One commenter disagreed with CMS' policy requiring that the written agreement between a hospital and a nonhospital site be in place prior to residents commencing training at the nonhospital site. The commenter proposed that the written agreement be valid if in place at any time during the cost reporting year in which the training at the nonhospital site occurs.

*Response:* Regulations at 42 CFR 413.78 (previously § 413.86(f)(4)) specify that there must be a written agreement between the hospital and the non-hospital site stating that the hospital will incur specific costs of training in the non-hospital site, including costs for supervisory teaching activities. It is our policy under that regulation that the written agreement between the hospital and non-hospital site be in place prior to the time that the hospital begins to count the FTE residents training in the non-hospital site. As discussed earlier in this final notice, we are allowing a hospital to meet the requirement to pay all or substantially all of the costs of the program in the nonhospital setting, by either submitting a copy of the written agreement that was prepared prior to the residents' training or by documenting that payments were actually made within the required three month time period. We believe the new option for a hospital to demonstrate that it will incur the costs of a nonhospital site training program provides sufficient additional flexibility for providers. We are not adopting the commenter's proposal to allow hospitals to use a written agreement that is executed or submitted after the training has occurred. We do not believe allowing the written agreement to be put in place retrospectively, after resident training in the nonhospital site has commenced, would be consistent with our long-standing policy to demonstrate that the

hospital will incur all or substantially all of the costs of the training program in the nonhospital site.

*Comment:* One commenter representing a particular medical specialty recommended that CMS use proof of program accreditation as evidence of a written agreement between hospitals and nonhospital settings. The commenter pointed out that written agreements between hospitals and nonhospital sites are required by the specialty's accreditation process. Therefore, the commenter added, time spent in these nonhospital sites is eligible for reimbursement.

*Response:* Under our existing regulations, the written agreement between a hospital and a nonhospital site must include several specific elements as follows:

- The hospital will incur the cost of the resident's salary and fringe benefits while the resident is training in the nonhospital site.
- The hospital is providing reasonable compensation to the nonhospital site for supervisory teaching activities.
- The agreement must indicate the compensation the hospital is providing for supervisory teaching activities.

We must be able to verify that the written agreement conforms to these requirements of the regulation. Therefore, the actual written agreement must be used as proof rather than using proof of the program's accreditation as a proxy, because the proof of accreditation may not include all of the required information specified at redesignated § 413.78(d)(2).

*Comment:* One commenter requested that we place language in the regulations regarding the timing of nonmonetary compensation made available to supervising physicians that train residents in nonhospital settings. The commenter notes that while the preamble to the proposed rule addresses the timeframe for making in-kind compensation available to supervising physicians, the text of the regulations does not.

*Response:* The purpose of the preamble to a rule is to further explain, and often, to provide practical examples and guidance on the policy laid out in the regulation text. It would be highly impractical to address every specific circumstance to which our policies would apply in the text of our regulations. In this case, we believe the preamble to this final rule is sufficient to convey the policy regarding the timing of in-kind compensation made available to supervising physicians at nonhospital settings.

*Comment:* Several commenters asked for clarification regarding in-kind compensation for supervisory physicians in nonhospital settings. We proposed that in order to be considered concurrent with the nonhospital site training, in-kind arrangements must be provided or made available to the teaching physician at least quarterly. The commenters asked that we elaborate on in-kind arrangements and give examples. The commenters also asked for examples of in-kind arrangements between a hospital and a solo physician that is training residents at a nonhospital site.

*Response:* There are situations where rather than providing direct financial compensation to the nonhospital site for supervisory teaching activities, the hospital is providing compensation through non-monetary, in-kind arrangements. If the hospital is using the written agreement option to show that it will incur all or substantially all of the cost of training residents in the nonhospital setting(s), our regulations require that the written agreement describe the arrangements that are involved. For example, the hospital may provide continuing education and other professional and educational support for supervising physicians in the nonhospital site in lieu of financial support. Another example of in-kind compensation is office space provided by the hospital to the supervising physician. The value of this space may be substituted for monetary compensation for teaching activities. This type of support must be described in the written agreement in lieu of a monetary amount for the hospital. If the hospital is opting to pay all or substantially all of the cost of training in the nonhospital setting(s) concurrently with the training that occurs during the cost reporting period, we had proposed that the in-kind arrangements must be provided or made available to the teaching physician at least quarterly, to the extent that there are residents training in a nonhospital setting(s) in a quarter. However, in order to make the policy regarding monetary and in-kind compensation consistent, we are requiring in the final rule that in-kind compensation be provided or made available by the end of the third month following the month in which the training occurs.

We note further that, in the case of a solo practitioner, compensation at the practice is based solely and directly on the number of patients that the solo practitioner treats and for which the solo practitioner bills. Section 1886(h)(4)(E) of the Act requires that hospitals pay all or substantially all of

the cost of training at the nonhospital site in order to count the FTE residents at that site. In this instance, we recognize that there are no costs associated with the supervisory teaching physician's time because the physician is not receiving compensation in any form or from any source while conducting teaching activities. Under these circumstances, we acknowledge that no direct or in-kind payment needs to be made to the supervising physician in order for the hospital to incur all or substantially all of the costs of the training program in the nonhospital setting, and to count the FTE residents' training time in the nonhospital setting.

*Out of scope comments relating to GME:*

*Comment:* Several comments addressed miscellaneous IME and direct GME issues, including accreditation of dental programs, community education programs, community support, per resident amounts, the general application of affiliated groups, and redistribution of costs.

*Response:* We did not make any proposals relating to these issues in the May 18, 2004 proposed rule. Therefore, we decline to respond to these comments in this final rule. However, we will consider them for purposes of future rulemaking.

#### *P. Rural Community Hospital Demonstration Program*

Section 410A(a) of Public Law 108-173 requires the Secretary to establish a demonstration to test the feasibility and advisability of establishing "rural community hospitals" for Medicare payment purposes for covered inpatient hospital services furnished to Medicare beneficiaries. A rural community hospital, as defined in section 410A(f)(1), is a hospital that—

- Is located in a rural area (as defined in section 1886(d)(2)(D) of the Act) or treated as being so located under section 1886(d)(8)(E) of the Act;
- Has fewer than 51 beds (excluding beds in a distinct part psychiatric or rehabilitation unit) as reported in its most recent cost report;
- Provides 24-hour emergency care services; and
- Is not designated or eligible for designation as a CAH.

Sections 410A(a)(2) and (4) of Public Law 108-173 specify that the Secretary is to select for participation not more than 15 rural community hospitals in rural areas of States that the Secretary identifies as having low population densities. As we indicated in the May 18, 2004 IPPS proposed rule (69 FR 28317) and corrected in the June 25, 2004 correction notice (69 FR 39521),

using 2002 data from the U.S. Census Bureau, we identified 10 States with the lowest population density in which rural community hospitals must be located to participate in the demonstration: Alaska, Idaho, Montana, Nebraska, Nevada, New Mexico, North Dakota, South Dakota, Utah, and Wyoming. (Source: U.S. Census Bureau Statistical Abstract of the United States: 2003)

Under the demonstration, participating hospitals will be paid the reasonable costs of providing covered inpatient hospital services (other than services furnished by a psychiatric or rehabilitation unit of a hospital that is a distinct part), applicable for discharges occurring in the first cost reporting period beginning on or after implementation of the demonstration program. For discharges occurring in subsequent cost reporting periods, payment is the lesser of reasonable cost or a target amount, which is the prior year's cost or, after the second cost reporting period, the prior year's target amount, adjusted by the inpatient prospective payment update factor. Covered inpatient hospital services means inpatient hospital services (defined in section 1861(b) of the Act) and includes extended care services furnished under an agreement under section 1883 of the Act.

Sections 410A(a)(5) and (a)(6) require the demonstration to be implemented not later than January 1, 2005, but not before October 1, 2004. The demonstration is to operate for 5 years. The payment change for a participating hospital under this demonstration will be implemented with the hospital's first cost reporting period beginning on or after October 1, 2004.

Section 410A of Public Law 108-173 requires that "in conducting the demonstration program under this section, the Secretary shall ensure that the aggregate payments made by the Secretary do not exceed the amount which the Secretary would have paid if the demonstration program under this section was not implemented." Generally, when CMS implements a demonstration on a budget neutral basis, the demonstration is budget neutral in its own terms; in other words, aggregate payments to the participating providers do not exceed the amount that would be paid to those same providers in the absence of the demonstration. This form of budget neutrality is viable when, by changing payments or aligning incentives to improve overall efficiency, or both, a demonstration may reduce the use of some services or eliminate the need for others, resulting in reduced expenditures for the demonstration

participants. These reduced expenditures offset increased payments elsewhere under the demonstration, thus ensuring that the demonstration as a whole is budget neutral or yields savings. However, the small scale of this demonstration, in conjunction with the payment methodology, makes it extremely unlikely that this demonstration could be viable under the usual form of budget neutrality. Specifically, cost-based payments to 15 small rural hospitals is likely to increase Medicare outlays without producing any offsetting reduction in Medicare expenditures elsewhere. Therefore, a rural community hospital's participation in this demonstration is unlikely to yield benefits to the participant if budget neutrality were to be implemented by reducing other payments for these providers.

In order to achieve budget neutrality, as we proposed, we are adjusting national inpatient PPS rates by an amount sufficient to account for the added costs of this demonstration. In other words, we are applying budget neutrality across the payment system as a whole rather than merely across the participants of this demonstration. We believe that the language of the statutory budget neutrality requirement permits the agency to implement the budget neutrality provision in this manner. This is because the statutory language refers merely to ensuring that "aggregate payments made by the Secretary do not exceed the amount which the Secretary would have paid if the demonstration \* \* \* was not implemented," and does not identify the range across which aggregate payments must be held equal. In the May 18, 2004 proposed rule, we invited public comment on this proposal. We discuss the payment rate adjustment that would be required to ensure the budget neutrality of this demonstration in the Addendum of this final rule.

*Comment:* One commenter requested that the demonstration be opened to a larger number of States. The commenter stated that arbitrarily designating a number of States does not serve Medicare beneficiaries and is contrary to the intent of legislation that was proposed prior to the enactment of Public Law 108-173.

*Response:* Because Public Law 108-173 allows no more than 15 demonstration sites, we targeted the program in the States with the lowest population densities, consistent with the legislative language. We recognize that there are many hospitals serving people in sparsely populated rural areas in other States. Given the limitations imposed by Public Law 108-173,

unfortunately we are unable to include many hospitals in additional States that could benefit from this provision. We have selected the demonstration areas to conform to the requirements of the law and to allow a reasonable process for determining the eligibility of applicants, given the legislative language of the statute.

*Comment:* One commenter stated that CMS has historically implemented demonstration projects on a budget neutral basis within the context of the given demonstration. The commenter opposed our proposal to fund the Rural Community Hospital Demonstration Program by reducing the payment rate to all hospitals paid on the basis of DRGs, and indicated that requiring nonparticipating hospitals to fund hospitals participating in a demonstration project is a bad policy precedent.

*Response:* The Rural Community Hospital Demonstration Program is mandated by section 410A of Public Law 108-173. It is aimed at testing the feasibility and advisability of reimbursement based on reasonable cost for covered inpatient services for rural hospitals as defined by the legislation. The commenter is correct in stating that CMS usually implements demonstrations in which savings occurring among participants guarantee budget neutrality. However, we believe that the statutory authority allows us to define budget neutrality across the payment system. In short, we believe that the method that we proposed to ensure budget neutrality, which is mandated by law, is permissible under the statute.

To participate in this demonstration, a hospital must be located in one of the identified States and meet the criteria for a rural community hospital. Eligible hospitals that desire to participate in the demonstration must submit an application to CMS. Information about the demonstration and details on how to apply can be found on the CMS Web site: <http://www.cms.hhs.gov/researchers/demos/rch.asp>.

The data collection instrument for the demonstration has been approved by OMB under the title "Medicare Waiver Demonstration Application," under OMB approval number 0938-0880, with a current expiration date of July 30, 2006.

*Q. Special Circumstances of Hospitals Facing High Malpractice Insurance Rate Increases*

In the May 18, 2004 proposed rule (69 FR 28318), we indicated that we had received comments from several hospitals about the effects of rapidly

escalating malpractice insurance premiums on hospital financial performance and continued access for Medicare beneficiaries to high quality inpatient hospital services. We are aware that malpractice insurance premiums have increased at a high rate in some areas of the country during the last few years. While we are not aware of any specific situations in which malpractice premiums have created issues of access to inpatient hospital services for Medicare beneficiaries, some hospitals have expressed concern that they may be compelled to curtail their current operations by the rate of increase in their malpractice premiums. Therefore, in the proposed rule, we invited comments on the effect of increases in malpractice insurance premiums on hospitals participating in the Medicare program, and whether increasing malpractice costs may pose access problems for Medicare beneficiaries.

*Comment:* Several commenters from individual hospitals and hospital associations commented on the trends in malpractice insurance premiums and the effects, or potential effects, of higher malpractice premiums on access to care. Several of these commenters provided detailed information about the specific experiences of individual hospitals or groups of hospitals.

*Response:* We appreciate the commenters' responses and especially the detailed information provided by several of the commenters. We will study this information carefully as we continue to consider whether increasing malpractice costs may pose access problems for Medicare beneficiaries.

## V. Changes to the PPS for Capital-Related Costs

### A. Background

Section 1886(g) of the Act requires the Secretary to pay for the capital-related costs of inpatient acute hospital services "in accordance with a PPS established by the Secretary." Under the statute, the Secretary has broad authority in establishing and implementing the PPS for hospital inpatient capital-related costs. We initially implemented the PPS for capital-related costs in the August 30, 1991 IPPS final rule (56 FR 43358), in which we established a 10-year transition period to change the payment methodology for Medicare hospital inpatient capital-related costs from a reasonable cost-based methodology to a prospective methodology (based fully on the Federal rate).

Federal fiscal year (FY) 2001 was the last year of the 10-year transition period established to phase in the PPS for

hospital inpatient capital-related costs. For cost reporting periods beginning in FY 2002, capital PPS payments are based solely on the Federal rate for the acute care hospitals (other than certain new hospitals and hospitals receiving certain exception payments). The basic methodology for determining capital prospective payments using the Federal rate is set forth in § 412.312. For the purpose of calculating payments for each discharge, the standard Federal rate is adjusted as follows:

$$\text{(Standard Federal Rate)} \times \text{(DRG Weight)} \times \text{(Geographic Adjustment Factor (GAF))} \times \text{(Large Urban Add-on, if applicable)} \times \text{(COLA Adjustment for hospitals located in Alaska and Hawaii)} \times \text{(1 + Capital DSH Adjustment Factor + Capital IME Adjustment Factor, if applicable)}$$

Hospitals also may receive outlier payments for those cases that qualify under the thresholds established for each fiscal year as specified in § 412.312(c) of the existing regulations.

The regulations at § 412.348(f) provide that a hospital may request an additional payment if the hospital incurs unanticipated capital expenditures in excess of \$5 million due to extraordinary circumstances beyond the hospital's control. This policy was originally established for hospitals during the 10-year transition period, but as we discussed in the August 1, 2002 IPPS final rule (67 FR 50102), we revised the regulations at § 412.312 to specify that payments for extraordinary circumstances are also made for cost reporting periods after the transition period (that is, cost reporting periods beginning on or after October 1, 2001).

During the transition period, under §§ 412.348(b) through (e), eligible hospitals could receive regular exception payments. These exception payments guaranteed a hospital a minimum payment percentage of its Medicare allowable capital-related costs depending on the class of hospital (§ 412.348(c)), but were available only during the 10-year transition period. After the end of the transition period, eligible hospitals can no longer receive this exception payment. However, even after the transition period, eligible hospitals receive additional payments under the special exceptions provisions at § 412.348(g), which guarantees all eligible hospitals a minimum payment of 70 percent of its Medicare allowable capital-related costs provided that special exceptions payments do not exceed 10 percent of total capital IPPS payments. Special exceptions payments may be made only for the 10 years from the cost reporting year in which the hospital completes its qualifying

project, and the hospital must have completed the project no later than the hospital's cost reporting period beginning before October 1, 2001. Thus, an eligible hospital may receive special exceptions payments for up to 10 years beyond the end of the capital PPS transition period. Hospitals eligible for special exceptions payments were required to submit documentation to the intermediary indicating the completion date of their project. (For more detailed information regarding the special exceptions policy under § 412.348(g), refer to the August 1, 2001 IPPS final rule (66 FR 39911 through 39914) and the August 1, 2002 IPPS final rule (67 FR 50102).)

Under the PPS for capital-related costs, § 412.300(b) of the regulations defines a new hospital as a hospital that has operated (under current or previous ownership) for less than 2 years. (For more detailed information see the August 30, 1991 final rule (56 FR 43418).) During the 10-year transition period, a new hospital was exempt from the capital PPS for its first 2 years of operation and was paid 85 percent of its reasonable costs during that period. Originally, this provision was effective only through the transition period and, therefore, ended with cost reporting periods beginning in FY 2002. Because we believe that special protection to new hospitals is also appropriate even after the transition period, as discussed in the August 1, 2002 IPPS final rule (67 FR 50101), we revised the regulations at § 412.304(c)(2) to provide that, for cost reporting periods beginning on or after October 1, 2002, a new hospital (defined under § 412.300(b)) is paid 85 percent of its allowable Medicare inpatient hospital capital-related costs through its first 2 years of operation, unless the new hospital elects to receive fully-prospective payment based on 100 percent of the Federal rate. (Refer to the August 1, 2001 IPPS final rule (66 FR 39910) for a detailed discussion of the statutory basis for the system, the development and evolution of the system, the methodology used to determine capital-related payments to hospitals both during and after the transition period, and the policy for providing exception payments.)

### B. Payments to Hospitals Located in Puerto Rico

As explained in section III.G. of this preamble, operating PPS and capital PPS payments to hospitals located in Puerto Rico are currently paid based on a blend of the Federal rate and the Puerto Rico rate. The Puerto Rico capital rate is derived from the costs of Puerto Rico hospitals only, while the capital

Federal rate is derived from the costs of all acute care hospitals participating in the IPPS (including Puerto Rico). As also discussed in the section III.G. of this preamble, section 504 of Pub. L. 108-173 increases the national portion of the operating IPPS payment for Puerto Rico hospitals from 50 percent to 75 percent and decreases the Puerto Rico portion of the operating IPPS payments from 50 percent to 25 percent for discharges occurring on or after October 1, 2004. Under the broad authority of section 1886(g) of the Act, for the IPPS for capital-related costs, in the May 18, 2004 proposed rule, we proposed to revise the calculation of capital IPPS payments to hospitals located in Puerto Rico to parallel the change in operating IPPS payments to hospitals located in Puerto Rico, for discharges occurring on or after October 1, 2004. Therefore, we proposed to revise § 412.374 of the regulations to provide that, for discharges occurring on or after October 1, 2004, payments under the IPPS for capital-related costs to hospitals located in Puerto Rico would be based on a blend of 25 percent of the Puerto Rico capital rate and 75 percent of the capital Federal rate.

We did not receive any comments on our proposal to increase the national portion of the capital IPPS payment for Puerto Rico hospitals from 50 percent to 75 percent and decrease the Puerto Rico portion of the capital IPPS payment from 50 percent to 25 percent beginning in FY 2005. Accordingly, as we proposed, we are revising § 412.374 of the regulations to provide that, for discharges occurring on or after October 1, 2004, payments under the IPPS for capital-related costs to hospitals located in Puerto Rico will be based on a blend of 25 percent of the Puerto Rico capital rate and 75 percent of the capital Federal rate.

As we noted in the May 18, 2004 proposed rule, this change will increase capital IPPS payments to hospitals located in Puerto Rico because the Federal capital rate is higher than the Puerto Rico capital rate. In addition, we noted that this change is similar to the change in capital IPPS payments made to hospitals located in Puerto Rico beginning in FY 1998 that had paralleled the statutory change in the Puerto Rico blended payment amount required for operating IPPS payments to hospitals located in Puerto Rico as mandated by section 4406 of Public Law 105-33 (62 FR 46012 and 46048, August 29, 1997).

We did not receive any comments on our proposed blend change. Accordingly, we are adopting the

proposed revision of § 412.374 as final without change.

#### *C. Exception Payment for Extraordinary Circumstances*

During the transition period, hospitals were guaranteed a minimum payment of a percentage of their Medicare allowable capital-related costs, depending on the class of hospital; that is, the minimum payment level for sole community hospitals was no greater than 90 percent, for urban hospitals with at least 100 beds meeting particular disproportionate share criteria, the minimum payment level was 80 percent, and for all other hospitals, the minimum payment level was 70 percent (§§ 412.348(c)(i) through (iii)). Regular exception payments provided the means to ensure that hospitals received the minimum levels of capital payment. However, any amount by which a hospital's cumulative capital payments exceeded its cumulative minimum payment levels was deducted from the additional exception payment the hospital was eligible to receive (§ 412.348(e)). This type of exception payment ended with the end of the 10-year transition period.

In the August 1, 2002 IPPS final rule (67 FR 50102), we specified that payments to hospitals that incur capital expenditures in excess of \$5 million due to extraordinary circumstances beyond the hospital's control would be made for cost reporting periods after the transition period, that is, cost reporting periods beginning on or after October 1, 2001, as established at § 412.312(e). Generally, the exception payments for extraordinary circumstances are 85 percent of Medicare's share of allowable capital-related costs attributed to the extraordinary circumstances (100 percent for sole community hospitals). This amount is offset by any amount by which a hospital's cumulative payments exceed its cumulative minimum payment levels (adjusted for the extraordinary circumstances) under the PPS for capital-related costs. The minimum payment levels and the offsetting amounts were the same as those established for regular exceptions as indicated at § 412.348(f)(4). The regulation refers to the regular exception minimum payment levels at § 412.348(c)(1) and the offsetting amounts at § 412.348(e)(2).

Because the regulations governing the regular exception payments, which include the minimum payment levels regulations at § 412.348(c) and the offsetting amounts at § 412.348(e), were effective during the transition period only, we had not previously addressed whether or not the minimum payment

levels under § 412.348(c) and the offsetting amounts at § 412.348(e) remain applicable for extraordinary circumstances exceptions in the post-transition period. In the August 1, 2002 IPPS final rule (67 FR 50102), we clarified our policy at a new § 412.312(e) that exception payments for extraordinary circumstances continued to apply to periods beginning on or after October 1, 2001. When we added § 412.312(e), we did not believe it was necessary to explain in the preamble that the minimum payment levels in § 412.348(c) or the offsetting amounts in § 412.348(e) were incorporated into § 412.312(e). However, in order to avoid any confusion, in the May 18, 2004 IPPS proposed rule, we clarified our current policy that, although the minimum payment levels established at § 412.348(c)(1) are no longer in effect, they continue to be relevant in order to calculate the extraordinary circumstances exception payments after the end of the transition period. The extraordinary exception payment calculation incorporates the minimum payment levels as well as the offsetting deduction for cumulative payments. We further indicated that, although the regular exception payments themselves have expired, it has always been our policy that the minimum payment levels will continue to be part of the formula for calculating extraordinary exception payments after the end of the transition period. In the May 18, 2004 proposed rule, we proposed to amend § 412.312(e) to reflect our current policy that, for cost reporting periods beginning on or after October 1, 2001, the minimum payment levels established at § 412.348(c)(1) are part of the formula for calculating extraordinary circumstances exception payments.

Similarly, in the May 18, 2004 proposed rule, we clarified our current policy that the offsetting amounts established at § 412.348(e)(2) also are part of the formula for determining extraordinary circumstances exception payments after the end of the transition period, in spite of the fact that the regular exception payment provision that included the offsetting amounts at § 412.348(e)(2) expired at the end of the transition period. Accordingly, we proposed to revise § 412.348(e) to clarify that, for cost reporting periods beginning on or after October 1, 2001, the offsetting amounts established at § 412.348(e)(2) remain in effect for extraordinary circumstances exception payments.

In addition, we also proposed to revise the period of time used to determine the offsetting amounts in

§ 412.348(e)(2). Under existing regulations, the additional payment for extraordinary circumstances is offset by any amount by which a hospital's cumulative payments exceed its cumulative minimum payment levels under the IPPS for capital-related costs. In order to determine this offsetting amount, a hospital must keep a record of the difference between its cumulative capital payments and its cumulative minimum payment levels since it became subject to the PPS for capital-related costs. For instance, under existing regulations, if a hospital would be eligible for an additional payment for extraordinary circumstances in FY 2005 and the hospital had been subject to the IPPS for capital-related cost since that IPPS was implemented in FY 1992, the offsetting amount would be the difference in the hospital's cumulative capital payments and its cumulative minimum payment levels for the past 13 years. Similarly, under existing regulations, if a hospital would be eligible for an additional payment for extraordinary circumstances in FY 2012 and the hospital had been subject to the capital IPPS since it was implemented in FY 1992, the offsetting amount would be the difference in the hospital's cumulative capital payments and its cumulative minimum payment levels for the past 20 years.

We believe that when the provisions for exception payments were originally implemented with the start of capital IPPS in FY 1992, it was anticipated that the offsetting amounts at § 412.348(e)(2) would be determined based on a period of no longer than 10 years. However, under existing regulations, exception payments for extraordinary circumstances are offset by the difference in the hospital's cumulative payments and its cumulative minimum payment levels since it became subject to the IPPS for capital-related costs, which for most hospitals is over 13 years. Therefore, in the May 18, 2004 proposed rule, for cost reporting periods beginning during FY 2005 and thereafter, we proposed to revise § 412.312(e) to specify that the offsetting amounts in § 412.348(e)(2) would be based on the hospital's capital payments and minimum payment levels from the most recent 10 years rather than from the entire period of time the hospital has been subject to the PPS for capital-related costs.

We did not receive any comments on our proposed changes to the provision for exceptions payments for extraordinary circumstances after the transition period. Accordingly, we are revising § 412.312(e) to clarify the minimum payment levels and offsetting

amounts that are applicable in determining exceptions payments for extraordinary circumstances after the transition period. Specifically, as proposed, we are amending § 412.312(e) to specify that the minimum payment levels established at § 412.348(c)(1) are part of the formula for calculating extraordinary circumstances exception payments for cost reporting periods beginning on or after October 1, 2001. In addition, as proposed, we are amending § 412.348(e) to specify that the offsetting amounts established at § 412.348(e)(2) remain in effect for extraordinary circumstances exception payments for cost reporting periods beginning on or after October 1, 2001. As we proposed, we are also amending § 412.312(e) to specify that for cost reporting periods beginning during FY 2005 and thereafter, the offsetting amounts in § 412.348(e)(2) will be based on the hospital's capital payments and minimum payment levels from the most recent 10 years rather than from the entire period of time the hospital has been subject to the PPS for capital-related costs.

Under this finalized policy, if a hospital has been paid under the IPPS for capital-related costs for less than 10 years, the offsetting amounts will be based on the hospital's capital payments and minimum payment levels beginning with the date the hospital became subject to the PPS for capital-related costs. For example, if a hospital is eligible for an additional payment for extraordinary circumstances in FY 2005 and the hospital had been subject to the IPPS for capital-related costs since FY 1992 (13 years), the offsetting amounts used in the calculation of the extraordinary circumstances exception payment will be based on the hospital's cumulative capital PPS payments and cumulative minimum payment levels for the hospital's cost reporting period beginning during FY 1995 through FY 2004. Similarly, if a hospital is eligible for an additional payment for extraordinary circumstances in FY 2005 and the hospital had only been subject to the PPS for capital-related costs since FY 2000 (5 years), the offsetting amounts used in the calculation of the extraordinary circumstances exception payment will be based on the hospital's cumulative capital IPPS payments and cumulative minimum payment levels for the hospital's cost reporting periods beginning during FY 2000 through FY 2004.

#### *D. Treatment of Hospitals Previously Reclassified for the Operating IPPS Standardized Amounts*

As we discussed in section IV.C. of this preamble, prior to April 1, 2003, the standardized amounts varied under the operating IPPS based on a hospital's geographic location (large urban versus other urban and rural areas). Furthermore, previously, a hospital could be reclassified to a large urban area by the MGCRB for the purpose of the standardized amount if certain criteria were met (as described in Part 412, Subpart L of the Medicare regulations).

Similarly, the standard capital Federal rate under the PPS for capital-related costs is adjusted to reflect the higher costs incurred by hospitals located in large urban areas (large urban add-on at § 412.316), as well as for hospitals in urban areas with at least 100 beds serving low-income patients (capital disproportionate share (DSH) adjustment at § 412.320). In the past, if a rural or other urban hospital was reclassified to a large urban area for purposes of the operating IPPS standardized amount under § 412.63, the hospital also was then eligible for a large urban add-on payment, as well as a DSH payment, under the IPPS for capital-related costs.

Section 402(b) of the Consolidated Appropriations Resolution, 2003, Public Law 108-7, and section 402 of Public Law 108-89, (a Welfare Reform Act), provide that, for discharges occurring on or after April 1, 2003 and before March 31, 2004, under the operating IPPS, all hospitals are paid based on the large urban standardized amount, regardless of geographic location or MGCRB redesignation. Section 401(a) of Public Law 108-173 amended section 1886(d)(5)(A)(iv) by adding a subsection (II) that permanently equalizes the standardized amounts for large urban areas and for other urban and rural areas for discharges occurring on or after April 1, 2004.

In addition, under section 1886(d) of the Act, a hospital may reclassify under the operating IPPS only for the purpose of either its standardized amount or its wage index adjustment, or both. As further specified in regulations at § 412.230, a hospital may be reclassified for purposes of the standardized amount only if the area to which the hospital seeks redesignation has a higher standardized amount than the hospital currently receives. Because there are no longer differences in standardized amounts due to geographic classification as a result of the section 401 amendment, hospitals are no longer



eligible to reclassify solely for standardized amount purposes. Accordingly, as discussed in the May 18, 2004 proposed rule, the MGCRB denied all FY 2005 standardized amount reclassification requests. We note that although Public Law 108-7 and Public Law 108-89 also equalized the standardized amounts for all hospitals in FY 2004, because these laws were not enacted until after the MGCRB had already made its reclassification determinations for FY 2004, eligible hospitals received reclassification approval for the purposes of the standardized amount for FY 2004. However, in this case, Public Law 108-173 was enacted before the MGCRB issued its reclassification decisions for FY 2005. Therefore, we did not propose that any hospital would be reclassified for the purpose of the standardized amounts in FY 2005.

As we explained in the May 18, 2004 proposed rule, the changes to the operating IPPS described above have an effect on payments under the IPPS for capital-related costs. Rural and other urban hospitals that were previously eligible to receive the large urban add-on and DSH payments under the IPPS for capital-related costs if they reclassified to a large urban area for the purpose of the standardized amount under the operating IPPS, will no longer be reclassified, and therefore, will not be eligible to receive those additional payments under the IPPS for capital-related costs.

Our analysis indicates that rural and other urban hospitals will gain approximately \$0.5 billion in FY 2005 in operating IPPS payments due to the equalization of the standardized amounts compared to a relatively small adjustment to payments for capital-related costs under the IPPS. We understand that Congress was aware of the effect of the equalization of the standardized amounts on the rural and other urban hospitals' adjustments under the IPPS for capital-related costs. This approach is consistent with section 4203 of the BBA, which prevented hospitals from reclassifying to a different area to get an additional payment solely for DSH purposes under the operating IPPS. The restriction at section 4203 clearly indicates Congress' intent to maintain the principle that reclassifications under section 1886(d) of the Act are only intended to be made for purposes of either the standardized amount or the wage index adjustment.

Therefore, in the May 18, 2004 proposed rule, we clarified that, beginning in FY 2005, only hospitals geographically located in a large urban area (as defined in proposed revised

§ 412.63(c)(6)) would be eligible for large urban add-on payments under the PPS for capital-related costs under § 412.312(b)(2)(ii) and § 412.316(b). We proposed that, beginning in FY 2005, only hospitals serving low-income patients that are geographically located in an urban area (as defined in proposed new § 412.64 and discussed in section IV.D. of this preamble) with 100 or more beds (or that meet the criteria in § 412.106(c)(2)) would be eligible for DSH payments under the PPS for capital-related costs under § 412.320.

We did not receive any comments on the effect of the equalization of the operating IPPS standardized amounts on payments under the PPS for capital-related costs. Therefore, as we proposed, beginning in FY 2005 and thereafter, only hospitals geographically located in a large urban area (as defined in revised § 412.63(c)(6)) will be eligible for large urban add-on payments under the PPS for capital-related costs under § 412.312(b)(2)(ii) and § 412.316(b). Similarly, as we proposed, beginning in FY 2005 and thereafter, only hospitals serving low-income patients that are geographically located in an urban area (as defined in new § 412.64 and discussed in section IV.D. of this preamble) with 100 or more beds (or that meet the criteria in § 412.106(c)(2)) will be eligible for DSH payments under the PPS for capital-related costs under § 412.320.

#### *E. Geographic Classification and Definition of Large Urban Area*

##### *1. Core-Based Statistical Areas*

As we discuss in greater detail in section III.B. of this preamble, we are adopting changes to the MSA criteria used to define hospital labor market areas based on the new Core-Based Statistical Areas (CBSA) definitions announced by OMB on June 6, 2003, which are based on 2000 Census data. We currently define hospital labor market areas based on the definitions of Metropolitan Statistical Areas (MSAs), Primary MSAs (PMSAs), and New England County Metropolitan Areas (NECMAs) under standards issued by OMB in 1990. In addition, OMB designates Consolidated MSAs (CMSAs). A CMSA is a metropolitan area with a population of one million or more, comprised of two or more PMSAs (identified by their separate economic and social character). Under the operating PPS, the wage index is calculated and assigned to hospitals on the basis of the labor market area in which the hospital is located. For purposes of the hospital wage index, we use the PMSAs rather than CMSAs

because they allow a more precise breakdown of labor costs. However, if a metropolitan area is not designated as part of a PMSA, we use the applicable MSA.

As we discuss in sections III.B.3. and IV.C. of this preamble, in the May 18, 2004 proposed rule, we proposed to adopt OMB's new CBSA designations to define labor market areas for discharges occurring on or after October 1, 2004, which would be set forth in regulations under a proposed new § 412.64. Currently, the large urban location adjustment under § 412.316(b) and the DSH adjustment for certain urban hospitals under § 412.320 for payments for capital-related costs rely on the existing geographic classifications set forth at § 412.63. Because we proposed to adopt OMB's new CBSA designations for FY 2005 and thereafter, under proposed new § 412.64, we proposed to revise § 412.316(b) and § 412.320(a)(1) to specify that, for discharges on or after October 1, 2004, the payment adjustments under these sections, respectively, would be based on the geographic classifications at proposed new § 412.64.

*Comment:* One commenter expressed concern that the implementation of the new MSA definitions (proposed § 412.64) will result in some hospitals losing the 3-percent large urban add-on payment adjustment provided for at § 412.316(b) that they previously qualified for under the current MSA definitions (at existing § 412.63). The commenter recommended that we grandfather the large urban add-on payment adjustment for the affected hospitals or, alternatively, maintain the add-on for the affected hospitals for 5 years.

*Response:* The commenter is correct that as a result of the implementation of the new MSA definitions, hospitals that had previously been located in a large urban area under the current MSA definitions, but will now be located in another urban or rural area under the new MSA definitions will no longer qualify for certain payment adjustments that they previously qualified for under the prior MSA definitions, including the 3-percent large urban add-on payment adjustment at § 412.312(b)(2)(ii) and § 412.316(b). As discussed previously, in the May 18, 2004 proposed rule, we solicited comments on the effect of the equalization of the operating IPPS standardized amount. Specifically, we discussed that rural and other urban hospitals that were previously eligible to receive the large urban add-on payment adjustment (and DSH payment adjustment) under the IPPS for capital-related costs if they reclassified to a

large urban area for the purpose of the standardized amount under the operating IPPS, will no longer be reclassified and, therefore, will not be eligible to receive those additional payments under the IPPS for capital-related costs beginning in FY 2005. As we noted previously, we received no comments on that clarification.

One of the results of the decennial census is that changes in population data may affect a hospital's geographic classification under OMB's standards. We explain in further detail in section III.B. of this preamble the reason for adopting OMB's revised definitions for geographical statistical areas. The OMB announced the new MSAs based on Census 2000 data over a year ago (a copy of the June 6, 2003 announcement may be obtained at the following Internet address: <http://www.whitehouse.gov/omb/bulletins/fy04/b04-03.html>). Although OMB's revised definitions were available early last summer, we did not propose to adopt the changes until FY 2005 so that we could thoroughly assess the impact of adopting these revised geographical criteria.

In section III.B.3.d. of the preamble, we also discuss the establishment of a transition period for the wage index to help mitigate the change from the current MSAs to the new MSAs based on the OMB's revised CBSA definitions. However, as we note below in section III. of the Addendum to this final rule, total payments to hospitals under the IPPS are relatively unaffected by changes in the capital PPS payments since capital IPPS payments constitute about 10 percent of hospital's total (operating and capital) PPS payments and in addition, the changes we proposed are only a small percentage of total capital IPPS payments. The large urban add-on payment adjustment under section § 412.312(b)(2)(ii) and § 412.316(b) provides for an additional payment equal to 3 percent of the amount otherwise payable to the hospital based on the capital Federal rate. Because the large urban add-on payment adjustment is a very small percentage of a hospital's total IPPS payments, we do not estimate a "significant payment implication" to those hospitals that will no longer be eligible for the large urban add-on payment adjustment under the new MSA definitions. Therefore, we do not believe that it is necessary to grandfather or maintain the large urban add-on for the hospitals that previously qualified for that adjustment under the current MSA definitions. As previously discussed, we proposed and adopted as final our policy that, beginning in FY

2005 and thereafter, only those hospitals geographically located in a large urban area (as defined in revised § 412.63(c)(6)) will be eligible for the large urban add-on payment adjustment provided under § 412.312(b)(2)(ii) and § 412.316(b). Similarly, beginning in FY 2005 and thereafter, to receive capital IPPS DSH payments under § 412.320, a hospital will need to be geographically located in an urban area (as defined in new § 412.64) and meet all other requirements of § 412.320. Accordingly, we are adopting our proposed revisions as final without change.

## 2. Metropolitan Divisions

Under the revised MSA criteria based on CBSAs, a Metropolitan Division is a county or group of counties located within an MSA with a core population of at least 2.5 million, representing an employment center, plus adjacent counties associated with the main county or counties through commuting ties (see section III.B.3.b. of this preamble for further details). In the May 18, 2004 proposed rule, to conform to the proposed changes to the MSA criteria discussed in section III.B. of this preamble, we proposed to use the Metropolitan Divisions where applicable under the CBSA definitions. Thus, similar to our treatment of PMSAs as labor market areas where applicable, we proposed to use the Metropolitan Divisions rather than MSAs to define labor market areas.

Currently, under the existing MSA criteria, a large urban area is defined at existing § 412.63(c)(6) as an MSA with a population of more than 1,000,000 or a NECMA with a population of more than 970,000 based on the most recent available population data published by the Bureau of the Census. As noted above, we currently use the PMSAs rather than CMSAs to define labor market areas. Accordingly, we currently determine large urban areas under existing § 412.63(c)(6) based on the most recent available population data for each PMSA rather than the CMSA. Similarly, because we proposed to treat Metropolitan Divisions of MSAs as labor market areas under the proposed changes based on CBSA designations, we proposed to designate large urban areas based on the most recent available population data for each Metropolitan Division, rather than the MSA.

As discussed in section III.B.3.b. of the proposed rule and this final rule under the CBSA definitions, there are 11 MSAs containing Metropolitan Divisions: Boston; Chicago; Dallas; Detroit; Los Angeles; Miami; New York; Philadelphia; San Francisco; Seattle; and Washington, DC. Within these 11

areas are a total of 29 Metropolitan Divisions, which would be treated as MSAs. Of those 29 MSAs, 23 meet the definition of large urban area under § 412.63(c)(6) (as denoted in Tables 4A and 4B in the Addendum to this final rule). Under the proposed and final changes to the MSA criteria, there are a total of 62 large urban areas, including those 23 Metropolitan Divisions, as denoted in Tables 4A and 4B in the Addendum to this final rule.

In the May 18, 2004 proposed rule, we proposed to clarify that the current definition of large urban area at existing § 412.63(c)(6) would remain in effect for the purpose of the large urban add-on adjustment to the Federal rate under the PPS for capital-related costs under §§ 412.312(b)(2)(ii) and 412.316(b). With the equalization of the operating standardized amounts (as discussed in section IV.D. of this preamble), we proposed to revise the regulations under § 412.63(c), and make them effective for FYs 1984 through 2004, and to add a new § 412.64 that would be applicable for FYs 2005 and thereafter. We indicated that because we would compute a single standardized amount for hospitals located in all areas beginning in FY 2005, the term "large urban area" is no longer applicable under the operating PPS and therefore, a definition of large urban area would not be included under the proposed new § 412.64. However, the term "large urban area" continues to be applicable under the capital IPPS for the large urban add-on adjustment at §§ 412.312(b)(2)(ii) and 412.316(b). Therefore, we proposed to revise §§ 412.312(b)(2)(ii) and 412.316(b) to state that the definition of large urban area set forth at § 412.63(c)(6) would continue to be in effect under the capital PPS for discharges occurring on or after October 1, 2004. In addition, since under the new definitions, NECMAs no longer exist, we clarify as an interpretive matter that the reference in § 412.63(c)(6) to NECMAs will be interpreted as referring to New England MSAs.

We did not receive any comments on our proposed clarification that the current definition of large urban area at existing § 412.63(c)(6) would remain in effect for the purpose of the large urban add-on adjustment to the capital IPPS Federal rate under §§ 412.312(b)(2)(ii) and 412.316(b). Accordingly, as we proposed, we are revising §§ 412.312(b)(2)(ii) and 412.316(b) to state that the definition of large urban area set forth at § 412.63(c)(6) will continue to be in effect under the capital IPPS for discharges occurring on or after October 1, 2004.

**VI. Changes for Hospitals and Hospital Units Excluded from the IPPS**

**A. Payments to Excluded Hospitals and Hospital Units (§§ 413.40(c), (d), and (f))**

**1. Payments to Existing Excluded Hospitals and Hospital Units**

Section 1886(b)(3)(H) of the Act (as amended by section 4414 of Public Law 105-33) established caps on the target amounts for certain existing hospitals and hospital units excluded from the IPPS for cost reporting periods beginning on or after October 1, 1997 through September 30, 2002. For this period, the caps on the target amounts (as defined at § 413.40(c)(4)(iii)(B)) applied to the following three classes of excluded hospitals or units: psychiatric hospitals and units, rehabilitation hospitals and units, and LTCHs. In accordance with section 1886(b)(3)(H)(i) of the Act and effective for cost reporting periods beginning on or after October 1, 2002, payments to these classes of existing excluded hospitals or hospital units are no longer subject to caps on the target amounts.

In accordance with existing §§ 413.40(c)(4)(ii) and (d)(1)(i) and (ii), where applicable, excluded psychiatric hospitals and units continue to be paid on a reasonable cost basis, and payments are based on their Medicare inpatient operating costs, not to exceed the ceiling, up to the date that an inpatient psychiatric facility PPS discussed in section VII.A. of this preamble becomes effective. The ceiling is computed using the hospital's or unit's target amount from the previous cost reporting period, updated by the rate-of-increase specified in § 413.40(c)(3)(viii) of the regulations, and then multiplying this figure by the number of Medicare discharges.

Effective for cost reporting periods beginning on or after October 1, 2002, rehabilitation hospitals and units are paid in accordance with the IRF PPS at 100 percent of the Federal rate. In addition, effective for cost reporting periods beginning on or after October 1,

2002, LTCHs are no longer paid on a reasonable cost basis, but are paid under a DRG-based PPS. However, as part of the PPS for LTCHs, we established a 5-year transition period from reasonable cost-based reimbursement to a fully Federal PPS. Under the LTCH PPS, a LTCH that is subject to the blend methodology may elect to be paid 100 percent of the Federal prospective rate. We have proposed, but not finalized, an inpatient psychiatric facility (IPF) prospective payment system under which psychiatric hospitals and psychiatric units would no longer be paid on a reasonable cost basis but would be paid on a prospective per diem basis. (Sections VI.A.3, 4, and 5 of this preamble contain a more detailed discussion of the IRF PPS, the LTCH PPS and the proposed IPF PPS.)

**2. Updated Caps for New Excluded Hospitals and Units**

Section 1886(b)(7) of the Act established a payment limitation for new psychiatric hospitals and units, rehabilitation hospitals and units, and long-term care hospitals that first receive payment as a hospital or unit excluded from the IPPS on or after October 1, 1997. A discussion of how the payment limitation was calculated can be found in the August 29, 1997 final rule with comment period (62 FR 46019); the May 12, 1998 final rule (63 FR 26344); the July 31, 1998 final rule (63 FR 41000); and the July 30, 1999 final rule (64 FR 41529).

The amount of payment for a "new" psychiatric hospital or unit (as defined at 42 CFR 413.40(f)(2)(ii)) will be determined as follows:

- Under existing § 413.40(f)(2)(ii), for the first two 12-month cost reporting periods, the amount of payment is the lesser of: (1) The operating costs per case; or (2) 110 percent of the national median (as estimated by the Secretary) of the target amounts for the same class of hospital or unit for cost reporting periods ending during FY 1996, updated by the hospital market basket increase

percentage to the fiscal year in which the hospital or unit first receives payments under section 1886 of the Act, as adjusted for differences in area wage levels. The amount of payment, as determined above, is also referred to as a payment limitation or target amount since the payment for the first 2 years of a hospital or unit cannot exceed the amount determined under § 413.40(f)(2)(ii).

- Under existing § 413.40(c)(4)(v), for cost reporting periods following the hospital's or unit's first two 12-month cost reporting periods, the target amount is equal to the amount determined under § 413.40(f)(2)(ii) for the preceding cost reporting period, updated by the applicable hospital market basket increase percentage to the third cost reporting period.

The amounts included in the following table are the payment amounts (or payment limitations) reflecting the updated 110 percent of the national median target amounts of new excluded psychiatric hospitals and units. The payment amount is for cost reporting periods beginning during FY 2005. These figures have been updated with the most recent data available to reflect the projected market basket increase percentage of 3.3 percent. This projected percentage change in the market basket reflects the average change in the price of goods and services purchased by hospitals to furnish inpatient hospital services (as projected by the Office of the Actuary of CMS based on its historical experience with the IPPS). For a new provider, the labor-related share of the target amount is multiplied by the appropriate geographic area wage index, without regard to IPPS reclassifications, and added to the nonlabor-related share in order to determine the per case payment limitation on payment under the statutory payment methodology for new providers (section 1886(b)(7)(A)(i) of the Act and § 413.40(f)(2)(ii) of the regulations).

Class of Excluded Hospital or Unit	FY 2005 Labor-Related Share	FY 2005 Nonlabor-Related Share
Psychiatric	\$7,535	\$2,995

Effective for cost reporting periods beginning on or after October 1, 2002, this payment limitation was no longer applicable to new LTCHs as defined under § 412.23(e)(4), since LTCHs with

a first cost reporting period beginning on or after October 1, 2002, are paid 100 percent of the Federal rate for LTCH PPS. However, new LTCHs, as defined under § 413.40(f)(2)(ii), which were paid

as LTCHs before the effective date of the LTCH PPS, were eligible for a blended payment for up to 5 years under the LTCH PPS for cost reporting periods beginning on or after October 1, 2002.

Those hospitals would have had their payments determined using the payment limitation for use in determining the TEFRA portion of this blend. However, an update of this payment limitation is no longer necessary after FY 2002 because the same payment limitation published for FY 2002 was effective for 2 years for "new" LTCHs as defined under § 413.40(f)(2)(ii), including those "new" LTCHs with a first cost reporting period beginning in FY 2002. A target amount would be determined for any subsequent years that those "new" LTCHs were eligible for a blended payment under the LTCH PPS. Thereafter, the LTCH is paid under the LTCH PPS. Accordingly, since a new hospital established on or after October 1, 2002 is no longer subject to this payment limitation and any new hospital as defined at § 413.40(f)(2)(ii) would also not have its FY 2002 payment limitation for new LTCHs as defined under § 413.40(f)(2)(ii).

A freestanding inpatient rehabilitation hospital, an inpatient rehabilitation unit of an acute care hospital, and an inpatient rehabilitation unit of a CAH are collectively referred to as an IRF.

Effective for cost reporting periods beginning on or after October 1, 2002, this payment limitation is also no longer applicable to new rehabilitation hospitals and units because they are paid 100 percent of the Federal prospective rate under the IRF PPS. Therefore, it is also no longer necessary to update the payment limitation for new rehabilitation hospitals or units.

### 3. Implementation of a PPS for IRFs

Section 1886(j) of the Act, as added by section 4421(a) of Public Law 105-33, provided for the phase-in of a case-mix adjusted PPS for inpatient hospital services furnished by a rehabilitation hospital or a rehabilitation hospital unit (referred to in the statute as rehabilitation facilities) for cost reporting periods beginning on or after October 1, 2000, and before October 1, 2002, with a fully implemented PPS for cost reporting periods beginning on or after October 1, 2002. Section 1886(j) of the Act was amended by section 125 of Public Law 106-113 to require the Secretary to use a discharge as the payment unit under the PPS for inpatient hospital services furnished by rehabilitation facilities and to establish classes of patient discharges by functional-related groups. Section 305 of Public Law 106-554 further amended section 1886(j) of the Act to allow rehabilitation facilities, subject to the blend methodology, to elect to be paid the full Federal prospective payment

rather than the transitional period payments specified in the Act.

On August 7, 2001, we issued a final rule in the **Federal Register** (66 FR 41316) establishing the PPS for inpatient rehabilitation facilities, effective for cost reporting periods beginning on or after January 1, 2002. There was a transition period for cost reporting periods beginning on or after January 1, 2002 and ending before October 1, 2002. For cost reporting periods beginning on or after October 1, 2002, payments are based entirely on the Federal prospective payment rate determined under the IRF PPS.

### 4. Implementation of a PPS for LTCHs

In accordance with the requirements of section 123 of Public Law 106-113, as modified by section 307(b) of Public Law 106-554, we established a per discharge, DRG-based PPS for LTCHs as described in section 1886(d)(1)(B)(iv) of the Act for cost reporting periods beginning on or after October 1, 2002, in a final rule issued on August 30, 2002 (67 FR 55954). The LTCH PPS uses information from LTCH hospital patient records to classify patients into distinct LTC-DRGs based on clinical characteristics and expected resource needs. Separate payments are calculated for each LTC-DRG with additional adjustments applied.

We published in the **Federal Register** on May 7, 2004, a final rule (69 FR 25673) that updated the payment rates for the LTCH PPS and made policy changes effective for a new LTCH PPS rate year of July 1, 2004, through June 30, 2005. The 5-year transition period from reasonable cost-based reimbursement to the fully Federal prospective rate will end with cost reporting periods beginning on or after October 1, 2005 and before October 1, 2006.

### 5. Development of a PPS for IPFs

Section 124 of the Medicare, Medicaid and SCHIP Balanced Budget Refinement Act of 1999 (BBRA) requires the development of a per diem prospective payment system (PPS) for payment of inpatient hospital services furnished in psychiatric hospitals and psychiatric units of acute care hospitals (inpatient psychiatric facilities (IPFs)). We published a proposed rule to implement the IPF PPS on November 28, 2003 (68 FR 66920). We published a proposed rule to implement the IPF PPS on November 28, 2003 (68 FR 66920). On January 30, 2004, we published a notice to extend the comment period for 30 additional days (69 FR 4464). The comment period closed on March 26, 2004.

Under the proposed rule, we would compute a Federal per diem base rate to be paid to all IPFs based on the sum of the average routine operating, ancillary, and capital costs for each patient day of psychiatric care in an IPF adjusted for budget neutrality. The Federal per diem base rate would be adjusted to reflect certain characteristics such as age, specified DRGs, and selected high-cost comorbidities, and certain facility characteristics such as wage index adjustment, rural location, and indirect teaching costs.

The November 28, 2003 proposed rule assumed an April 1, 2004 effective date for the purpose of ratesetting and calculating impacts. However, we are still in the process of analyzing public comments and developing a final rule for publication. The effective date of the IPF PPS would occur 5 months following publication of the final rule.

### 6. Technical Changes and Corrections a. Change Related to Establishment of Payments for Excluded Hospitals

We have become aware of a number of technical errors in the existing regulations governing how we determine payments to hospitals that are excluded from the IPPS. The existing regulations under § 413.40 set forth requirements for establishing the ceiling on the rate of increase in operating costs per case for hospital inpatient services furnished to Medicare beneficiaries that will be recognized as reasonable for purposes of determining the amount of Medicare payments. The rate-of-increase ceiling applicable to cost reporting periods has been adjusted a number of times since it was first applied for hospital cost reporting periods beginning on or after October 1, 1982. In revising the regulations over the years to reflect the different applicable adjustments for cost reporting periods for specific providers, we have inadvertently overlooked updating or conforming § 413.40 to reflect various statutory changes. We note that, although we erroneously omitted the technical changes in the regulation text, we did, in fact, comply with the changes required by the statute when determining the rate-of-increase ceiling. Therefore, in the May 18, 2004 proposed rule (69 FR 28323), we proposed to make several changes to § 413.40(c)(4)(iii) in order to conform it to section 1886(b)(3)(J) of the Act. These changes are as follows: (1) In § 413.40(c)(4)(iii)(A)(1) and (c)(4)(iii)(B)(4)(i), the phrase "on or after October 1, 2001", should read "during FY 2001"; and in § 413.40(c)(4)(iii)(A)(2), the phrase "on

or after October 1, 2000" should read "during FY 2001". In order to include pertinent changes that were erroneously omitted from the regulatory text and to conform the text to section 1886(b)(2)(A) of the Act, we proposed to delete the phrase "and ending before October 1, 2000" in § 413.40(d)(4)(i) because, in section 1886(b)(2)(A) of the Act, there is no ending date for the continuous improvement bonus payment. In addition, at § 413.40(d)(4)(ii), we proposed to delete the word "ending" from the introductory phrase so that the phrase would read, "For cost reporting periods beginning on or after October 1, 2000 and before September 30, 2001." The word "ending" in the existing language at best limits the provision to cost reporting periods beginning on October 1, 2000. The provision was intended to apply to cost reporting periods beginning during all of FY 2001.

We did not receive any public comments on this proposal and, therefore, are adopting it as final without modification.

**b. Technical Correction Related to Long-Term Care Hospitals**

In the June 6, 2003 **Federal Register** (68 FR 34122), we published a final rule establishing the annual update of the payment rates for the Medicare prospective payment system for inpatient hospital services provided by LTCHs. In that final rule, we added a new paragraph (h)(6) to §§ 412.22. This paragraph eliminated the bed size

limitation for pre-1997 LTCHs with satellite facilities once the LTCH is paid at 100 percent of the Federal rate.

In the August 1, 2003 **Federal Register** (68 FR 45674), we published a final rule that established the annual update for payment rates for the Medicare prospective payment system for inpatient hospital services provided by IRFs. The IRF PPS final rule added a new paragraph (h)(7) to §§ 412.22. Through an inadvertent error, in the August 1, 2003 IRF PPS final rule, we removed and reserved §§ 412.22(h)(6) that was added by the June 6, 2003 LTCH PPS final rule. Therefore, we are correcting this error by adding a new paragraph §§ 412.22(h)(6) to reinstate the regulatory language from the June 6, 2003 LTCH PPS final rule.

**7. Report of Adjustment (Exception) Payments**

Section 4419(b) of Public Law 105-33 requires the Secretary to publish annually in the **Federal Register** a report describing the total amount of adjustment (exception) payments made to excluded hospitals and units, by reason of section 1886(b)(4) of the Act, during the previous fiscal year.

The process of requesting, adjudicating, and awarding an adjustment payment is likely to occur over a 2-year period or longer. First, an excluded hospital or unit must file its cost report for a fiscal year with its intermediary within 5 months after the close of its cost reporting period. The fiscal intermediary then reviews the cost

report and issues a Notice of Program Reimbursement (NPR) within approximately 2 months after the filing of the cost report. If the hospital's operating costs are in excess of the ceiling, the hospital may file a request for an adjustment payment within 6 months from the date of the NPR. The intermediary, or CMS, depending on the type of adjustment requested, then reviews the request and determines if an adjustment payment is warranted. This determination is often not made until more than 6 months after the date the request is filed. Therefore, it is not possible to provide data in this final rule. However, in an attempt to provide interested parties with data on the most recent adjustments for which we do have data, we are publishing data on adjustments that were processed by the fiscal intermediary or CMS during FY 2003.

The table below includes the most recent data available from the fiscal intermediaries and CMS on adjustment payments that were adjudicated during FY 2003. As indicated above, the adjustments made during FY 2003 only pertain to cost reporting periods ending in years prior to FY 2002. Total adjustment payments awarded to excluded hospitals and units during FY 2003 are \$11,931,305. The table depicts for each class of hospitals, in the aggregate, the number of adjustment requests adjudicated, the excess operating cost over ceiling, and the amount of the adjustment payment.

Class of Hospital	Number	Excess cost over ceiling	Adjustment payments
Rehabilitation	15	\$10,020,001	\$4,320,038
Psychiatric	18	9,853,039	5,233,873
Long-Term Care	1	2,052,853	1,545,245
Children's	--	--	--
Cancer	1	9,014,031	832,149
Christian Science	--	--	--

**B. Criteria for Classification of Hospitals-Within-Hospitals**

Existing regulations at § 412.22(e) define a hospital-within-a-hospital as a hospital that occupies space in a building also used by another hospital, or in one or more separate buildings located on the same campus as buildings used by another hospital. Moreover, existing § 412.22(f) provides for the grandfathering of hospitals-within-a-hospitals that were in existence on or before September 30, 1995.

One of the goals of our hospital-within-a-hospital regulations at § 412.22(e) has been to prevent a LTCH co-located with an acute care hospital to function as a unit of that hospital, a situation precluded under section 1886(d)(1)(B) of the Act. This policy protects the integrity of the IPPS by ensuring that costly, long-stay patients who could reasonably continue treatment in that setting would not be unnecessarily discharged to an onsite LTCH, a behavior that would skew and undermine the Medicare IPPS DRG system. Further, there is concern that

the hospital-within-hospital configuration could result in patient admission, treatment, and discharge patterns that are guided more by attempts to maximize Medicare payments than by patient welfare. We believe that the unregulated linking of an IPPS hospital and a hospital excluded from the IPPS could lead to two Medicare payments for what was essentially one episode of patient care. In the September 1, 1994 IPPS final rule (59 FR 45389), we first discussed hospitals-within-hospitals, describing them as entities that were manipulating

the conditions of participation (COPs) for hospitals under Medicare, set forth in regulations at 42 CFR Part 482, to permit them to receive exclusion from the prospective payment systems. Specifically, these hospitals have begun to organize what they themselves refer to as the 'hospital-within-a-hospital' model. Under this model, an entity may operate in space leased from a hospital, and have most or all services furnished under arrangements by employees of the lessor hospital. The newly organized entity may be operated by a corporation formed and controlled by the lessor hospital, or by a third entity that controls both. In either case, the new entity seeks State licensure and Medicare participation as a hospital, demonstrates that it has an average length of stay of over 25 days, and obtains an exclusion from the IPPS. The effect of this process is to extend the long-term care hospital exclusion to what is, for all practical purposes, a "long-term care unit." We noted that the averaging concept that underlies the IPPS recognizes that some patients will stay longer and consume more resources than expected, while others will have shorter, less costly stays. We envisioned that abuse of the PPSs could result if an acute care hospital under the IPPS "diverted all long-stay cases to the excluded unit, leaving only shorter, less costly cases to be paid for under the IPPS. In such cases, hospitals would profit inappropriately from prospective payments." Further, we stated that we believed that the "exclusion of long-term care 'units' was inconsistent with the statutory scheme." Section 1886(d)(1)(B) of the Act clearly provides for an exclusion of LTCHs from the acute care IPPS. While the statute also provides for an exclusion for psychiatric units and rehabilitation units, it does not provide for an exclusion of long-term care units. (59 FR 45389)

In addition, in that September 1, 1994 final rule, we proceeded to establish "separateness and control" regulations at (then) § 412.23(e) that required the two hospitals to have separate medical and administrative governance and decision-making and also ensured that each hospital operated as a separate facility. We believed at that time that such rules were sufficient solutions to our concerns about these new entities and, therefore, we did not preclude common ownership of the host and the LTCH at that time.

In the ensuing decade, we have revisited the issue of hospitals-within-hospitals several times (for example, 60 FR 45836, September 1, 1995; 62 FR 46012, August 29, 1997; 67 FR 56010, August 30, 2002; 68-7 FR 45462, August

1, 2003) during which we clarified and amplified the separateness and control requirements. In the August 29, 1997 IPPS final rule, we extended the application of these rules beyond LTCHs to include other classes of facilities that might seek exclusion from the IPPS as hospitals-within-hospitals, such as IRFs. In addition, in the August 29, 1997 final rule, we also established a "grandfathering" provision for hospitals-within-hospitals in existence prior to September 30, 1995, at § 412.22(f), and in the August 1, 2003 IPPS final rule, we clarified and codified the requirements for "grandfathered" hospitals-within-hospitals (68 FR 45463).

As stated earlier, presently, a hospital-within-a-hospital must meet the separateness and control criteria set forth at § 412.22(e). In order to be excluded from the IPPS, the hospital-within-a-hospital must have a separate governing body, a separate chief medical officer, a separate medical staff, and a separate chief executive officer. Regarding the performance of basic hospital functions (§ 412.22(e)(5)), currently, the hospital must meet at least one of the following criteria: (i) The hospital performs the basic functions through the use of employees or under contracts or other agreements with entities other than the hospital occupying space in the same building or on the same campus, or a third entity that controls both hospitals; (ii) for the same period of at least 6 months immediately preceding the first cost reporting period for which exclusion is sought, the cost of the services that the hospital obtained under contracts or other agreements with the hospital occupying space in the same building or on the same campus, or with a third entity that controls both hospitals, is no more than 15 percent of the hospital's total inpatient operating costs, as defined in § 412.2(c) (that is, inpatient operating costs include operating costs for routine services, such as costs of room, board, and routine nursing services; operating costs for ancillary services such as laboratory or radiology; special care unit operating costs; malpractice insurance costs related to serving inpatients; and preadmission services); or (iii) for the same period of at least 6 months immediately preceding the first cost reporting period for which exclusion is sought, the hospital has an inpatient population of whom at least 75 percent were referred to the hospital from a source other than another hospital occupying space in the same building or on the same campus or with

a third entity that controls both hospitals.

It is our experience that the vast majority of hospitals-within-hospitals have elected to meet the second of the three criteria at § 412.22(e)(5), that is, the cost of the services that the hospital obtained from the co-located hospital or with a third entity that controls both hospitals is no more than 15 percent of its total inpatient operating costs. In establishing the 15-percent rule, we originally believed that we would be able to detect a true corporate identity and actual function and to guard against an arrangement that could undermine the statutory preclusion of long-term care units. We sought to distinguish admissions to independently operating facilities from what were, in effect, transfers of patients from one unit of the corporation to another unit of the corporation without a truly distinct and separate corporate identity. Our underlying policy rationale was that, if an entity could not be separately identified, it effectively would be functioning as a mere unit of the parent entity in violation of the statutory prohibition on long-term care units. We explained in the September 1, 1994 rule (59 FR 45390) that "if an entity is effectively part of another hospital and the principles of the prospective payment system do apply well to the organization as a whole, then it would not be appropriate to exclude part of that organization from the prospective payment system."

Although we have periodically revisited the phenomenon of hospitals-within-hospitals in our rules and we have revised or clarified some related issues, we have not proposed significant changes in our policies in this area for some time. This is despite the significant changes that have been made in the payment systems for Medicare-certified, excluded hospitals and units. Medicare payments to two types of IPPS-excluded hospitals, LTCHs and IRFs, are now made on a prospective basis. We believe that, in part, the new LTCH PPS is one of the reasons for the rapidly increasing number of LTCH hospitals-within-hospitals. In its June 2003 Report to the Congress, MedPAC identified hospitals-within-hospitals as the fastest growing type of LTCHs, and specified that the number had grown from 10 in 1993 to 114 in 2002, an average annual increase of approximately 30 percent (p. 85). In the August 30, 2002 final rule that implemented the PPS for LTCHs, we noted that " \* \* \* we remain extremely concerned about rapid growth in LTCH hospitals-within-hospitals and will be collecting data on the relationship

among host hospitals, hospitals-within-hospitals, and parent corporations in order to determine the need for additional regulation" (67 FR 56010). We indicated that if, as a consequence of these monitoring activities, we determine the need to revisit existing regulations dealing with ownership and control of hospitals-within-hospitals, we would follow the notice and comment rulemaking process (67 FR 56011).

The LTCH PPS was implemented for cost reporting periods beginning on or after October 1, 2002. We have gathered considerable anecdotal information from inquiries from the provider community, fiscal intermediaries, and, particularly, from the survey and certification divisions of our CMS Regional Offices.

As we had indicated in the May 18, 2004 proposed rule (69 FR 28323 through 28327), we believe that existing policies regarding hospitals-within-hospitals do not sufficiently protect the Medicare program from the problems that we envisioned in the September 1, 1994 final rule. We also questioned the effectiveness of the "separateness and control" requirements alone because entities have used complex arrangements among corporate affiliates, and obtained services from those affiliates, thereby impairing or diluting the separateness of the corporate entity. While technically remaining within the parameters of the rule, these arrangements have intermingled corporate interests so that the corporate distinctness has been lost.

In corporate law, several standards are used to determine how much separateness is sufficient for corporate autonomy to be recognized. The courts have applied a number of tests and considered a number of factors in determining when a parent corporation is liable for the acts of its subsidiary, including the parent corporation's exercise of control over the decision making of the subsidiary; the subsidiary's actions as an alter ego of the parent corporation such that recognition of a distinct corporate entity would lead to fraud or an injustice or would defeat public policy and the interrelatedness of operations. While we do not believe that it is necessary to apply any single test that might be used in the context of assigning liability, we believe that some of the same considerations apply when trying to determine whether there is functional separateness among related or affiliated organizations.

The requirement for separate governing bodies, separate medical boards, separate medical officers, and separate chief executive officers in co-

located hospitals under the same ownership does not prevent, on a practical level, the establishment of admission, treatment, and discharge policies that maximize payments. Some of these co-located facilities are under common ownership, either nonprofit or for profit, and, therefore, the payments generated from care delivered at both settings affect their mutual interests. Even when the hospital-within-a-hospital and the host hospital are separately owned, we believe that there may have been incentives to prematurely discharge patients to a post-acute care setting in spite of the fact that the acute care hospital could continue to provide the appropriate level of care. We found this situation even more troubling regarding LTCHs, in particular, because LTCHs are certified as acute care hospitals and the statutory and regulatory distinction between LTCHs and acute care hospitals is generally the greater than 25-day average length of stay criterion at § 412.23(e)(2). In many parts of the country, there are no LTCHs and appropriate care for patients who could otherwise be treated in LTCHs is being delivered in acute care hospitals, often followed by post-acute care at SNFs. Because a similar level of care is often available in either an acute care hospital or a LTCH, we believe that, when an acute care hospital and a LTCH are co-located, there are significant inducements for patients to be moved to the provider setting that generates the highest Medicare payments.

This movement of patients is facilitated by the fact of co-location because, rather than arranging for the patient to be admitted to another offsite facility and transporting the patient by ambulance to another hospital, all that may actually be required to "discharge" the patient from one hospital and admit the patient to another is wheeling the patient down the hall or on and off an elevator.

Although co-location of Medicare providers, at best, may embody the positive economic benefits of sharing expensive medical equipment and provide a measure of convenience for patient families, at worst, co-location and patient-shifting can serve to undermine the basic premise of the IPPS DRG classification system and generate inappropriate Medicare payments. This is the case because payment for specific diagnoses is determined by setting DRG weights that represent a national averaging of hospital costs for each diagnosis. In addition, the Federal standardized payment amount was based on the average cost of a patient across all hospitals. This assumes that,

on average, both high-cost and low-cost patients are treated at a hospital. Although Medicare might pay a hospital less than was expended for a particular case, over a period of time, the hospital would also receive more than was expended for other cases. However, an acute care hospital that consistently discharges a higher cost patient to a post-acute care setting for the purpose of lowering its costs undercuts the foundation of the IPPS DRG system, which is based on averages. In this circumstance, the hospital would recoup larger payments from the Medicare system than is intended under the DRG system because the course of acute treatment has not been completed. At the same time, the patient, still under active treatment for an acute illness, will be admitted to a LTCH, thereby generating a second admission and Medicare payment that would not have taken place but for the fact of co-location.

In the May 18, 2004 proposed rule, we indicated that we believe the 15-percent policy is being sidestepped through creative corporate reconfigurations. Therefore, if the LTCH is nominally complying with the 15-percent requirement, it has not been required to meet the basic hospital function requirements at existing § 412.22(e)(5)(iii). Thus, it is free to accept even 100 percent of patients from the onsite host, and share the same basic hospital functions as the host. Reliance on meeting the 15-percent criterion has enabled the creation of LTCH hospitals-within-hospitals that rely upon affiliated entities both for their operations and for their patient referrals. This results in a situation very similar to the hospital-within-hospital serving as a LTCH unit of the acute care hospital, which is precluded by the statute.

One of the reasons we proposed revisions to the existing criteria for hospitals-within-hospitals in the May 18, 2004 proposed rule was because we believe that determining whether a hospital has complied with the 15-percent criterion is burdensome for a fiscal intermediary on an ongoing basis. Presently, review of corporate arrangements represents a snapshot in time that may assess a particular set of business transactions but does not provide relevant details to reveal the extent of the unity of interests between the parties over time. Further, the widespread existence of such complex configurations, as well as the ongoing creation of new business arrangements, convinced us that a hospital-within-a-hospital's compliance with § 412.22(e)(5)(ii) may be fluid,

unreliable, or, in some cases, nonexistent.

Another reason we proposed revisions to the existing criteria for hospitals-within-hospitals in the May 18, 2004 proposed rule is because the concerns that we expressed in 1994 and 1995, when excluded hospitals were paid under the reasonable cost-based TEFRA system, are even more compelling with the implementation of PPSs for LTCHs and IRFs, because now one episode of care for a beneficiary could generate two full Medicare prospective payments, one under the IPPS, and another under the applicable excluded hospital PPS. In addition, the substantial increase in the number of hospitals-within-hospitals adds further urgency to reevaluation of the existing hospital-within-a-hospital policies. Therefore, it is incumbent upon us to revise our regulations in order to offer the greatest possible protection against potential abuses.

Accordingly, for qualification purposes, we proposed to delete the 15-percent criterion at § 412.22(e)(5)(ii) and the rarely elected criterion at § 412.22(e)(5)(i) that required the hospital-within-a-hospital to perform basic hospital functions, which include nursing services, medical records, pharmacy services, radiology, laboratory services, infection control, and discharge planning, through the use of employees or under contracts or other agreements with entities other than the host hospital or a third entity that controls them both. Because we believe that efficient use of excess space at a hospital and the sharing of medical facilities and services may represent the strongest argument for the existence of hospitals-within-hospitals, from the standpoint of efficiency and cost reduction, we do not believe that these criteria should be maintained.

We proposed that all hospitals-within-hospitals would be required to comply only with the criterion set forth at the existing § 412.22(e)(5)(iii), which requires that at least 75 percent of the admissions to the hospital-within-a-hospital be referred from a source other than the host hospital. We believe that this "functional separateness" test (62 FR 46014, August 29, 1997) directly addresses our concern that the excluded hospital not function either as a vehicle to generate more favorable Medicare reimbursement for each provider or as a de facto unit. Compliance with the 75-percent criterion is a requirement that we can verify without the involvement of corporate attorneys and a yearly reevaluation of corporate documents and transactions. The goal of the proposed provisions was to diminish the possibility that a hospital-within-a-

hospital could actually be functioning as a unit of an acute care hospital and generating unwarranted payments under the much more costly LTCH PPS.

Therefore, under the proposed policy in the May 18, 2004 proposed rule, a hospital must demonstrate that it has a separate governing body, a separate chief medical officer, and a separate chief executive officer, and that at least 75 percent of its admissions originate from a source other than its host hospital, in order to be totally excluded from the IPPS. Fiscal intermediaries would reevaluate compliance with these regulations annually. In implementing our belief that separation and control can best be objectively determined by limiting compliance to the 75-percent criterion as the single "performance of hospital functions" test, we proposed several policy options that are detailed below that, if not met, notwithstanding compliance with the separate governance and control requirements under existing § 412.22(e)(1) through (4), could result in the either total discontinuance of IPPS-exclusion payment status or Medicare payment adjustments for hospital-within-a-hospital patients from the host hospitals.

As noted above, DRG weights and hence payments under the IPPS are established annually based on the average concept that recognizes that, for patients with a particular diagnosis, some will stay longer and consume more hospital resources than expected, while others will have shorter, less costly stays. Under the IPPS, a full DRG payment is triggered on the first day of admission to the acute care hospital. Medicare adopted an IPPS transfer policy at § 412.4(b) in order to pay appropriately for cases that were discharged to other IPPS hospitals prior to the hospitals delivering full treatment to a beneficiary. We also promulgated the post-acute care transfer policy at §§ 412.4(c) and (d) to discourage premature transfers or discharges from IPPS hospitals for particular DRGs to post-acute care settings, including LTCHs (63 FR 40977, July 31, 1998, 68 FR 45469, August 1, 2003). The issues that we addressed in formulating the acute and post-acute care transfer policies are similar to those we are raising as our present concerns: that the incentives of the IPPS could result in acute care hospitals shifting a portion of the cost of services that should reasonably be treated in that setting to other providers; that the acute care hospitals would still collect a full DRG payment under the IPPS for less than a full course of treatment; and that an additional and unnecessary Medicare

payment would be made to the second provider. We believe that the potential for linking clinical decisions to the highest Medicare payments is even stronger when the acute care hospital and a postacute care provider are co-located and, even more so, if they are also under common ownership.

Therefore, in the May 18, 2004 proposed rule, we also proposed to revise § 412.22(e), effective October 1, 2004, to preclude common ownership (wholly or in part) of hospitals-within-hospitals and host hospitals (proposed new § 412.22(e)(2)(ii)). However, we also proposed to "grandfather" those hospitals-within-hospitals that were under common ownership with their host hospitals prior to June 30, 2004, and to continue to pay them as hospitals excluded from the IPPS, as long as they comply with the existing control criteria at § 412.22(e)(1) through (4) (as set forth in proposed new § 412.22(e)(2)(i)) and with the proposed mandatory 75-percent criterion (as set forth in proposed new § 412.22(e)(2)(iii)).

In addition, in the May 18, 2004 proposed rule, we presented, for public comment, three payment options that we believe would diminish the possibility of a hospital-within-a-hospital actually functioning as a unit of an acute care hospital and at the same time generating unwarranted payments under the more costly LTCH PPS.

Option 1. Under the first option, as discussed earlier, in order for a hospital-within-a-hospital to receive payment as an IPPS-excluded hospital, we proposed to retain as the only qualifying criterion that the hospital-within-a-hospital have at least 75-percent of its admissions from a source other than the host hospital (existing § 412.22(e)(5)(iii)). The hospital-within-a-hospital would still be required to demonstrate that it meets the separateness and control criteria at § 412.22(e-). Under this option, a hospital-within-hospital that admitted more than 25 percent of its patients from the host hospital would not be paid as an IPPS-excluded hospital for any of its patients. The hospital or unit that does not meet the criteria under this option would receive payment as an acute care hospital for all of its patients.

As stated earlier, we believe that compliance with the 75-percent criterion under this option is a requirement that fiscal intermediaries would be able to evaluate annually in an efficient manner without the involvement of corporate attorneys and a yearly reevaluation of corporate documents and transactions. Further, we believe that this option would ensure increased protections to the



Medicare program and greatly diminish opportunities for maximizing Medicare payments under the PPS.

Option 2. Under the second option, as we had proposed earlier, we would require the hospital to meet the existing qualifying 75-percent criterion under § 412.22(e)(5)(iii). However, under this option, we would allow a hospital-within-a-hospital that failed to meet the 75-percent criterion to be paid as a PPS-excluded hospital only for the patients admitted to the hospital-within-a-hospital from providers other than the host hospital. For example, no payments would be made to a LTCH for those patients that had been transferred to the LTCH from the host hospital because it failed to meet this criterion. Payments for patients referred from the host hospitals would only be paid to the host under the IPPS. We would treat services provided by the hospital-within-a-hospital as services furnished "under arrangement." Therefore, in keeping with our existing policy at § 411.15(m) that restricts separate Medicare payment to hospital services furnished under arrangements, we would make payment only to the acute care hospital from which the patients were referred for "under arrangements" furnished by the hospital-within-a-hospital.

Option 3. Under the third option, as we proposed earlier, we would require that the hospital-within-a-hospital must meet the existing qualifying 75-percent criterion under § 412.22(e)(iii). However, under this option, we would pay the hospital-within-a-hospital directly for services, even for services provided to patients admitted to the hospital-within-a-hospital from the co-located acute care hospital. However, the payment to the hospital-within-a-hospital for those patients would be the lesser of what would be paid under the IPPS for that DRG, or what would be paid to the hospital-within-a-hospital under the applicable excluded hospital payment system. Payments to the hospital-within-a-hospital for patients admitted to the hospital-within-a-hospital from another hospital that was not the co-located hospital would be made under the hospital-within-a-hospital payment system with no adjustment. Therefore, for example, a LTCH that was a hospital-within-a-hospital and failed to meet the 75-percent criterion would be paid the lesser of the IPPS payment or the LTCH PPS payment for its patients that were admitted from its host hospital. However, for patients admitted from other hospitals, the LTCH hospital-within-a-hospital would be paid under the LTCH PPS with no adjustment.

In the May 18, 2004 proposed rule, we indicated that we believe that adoption of any of these three options is within the broad discretion conferred on the Secretary by section 123 of Public Law 106-113 (BBRA) and by section 307 of Public Law 106-554 (BIPA), which grant the Secretary the authority to develop a per discharge PPS for payment of inpatient hospital services by LTCHs and to provide for appropriate adjustments to the LTCH PPS.

We proposed to revise the existing separateness and control regulations at § 412.22(e) for hospital-within-hospitals and to require that in order to be excluded from the IPPS, all hospital-within-hospitals must admit no more than 25 percent of their patients from the onsite host hospital. (See section § 412.534.) We also proposed to preclude common ownership of host hospitals and excluded hospitals, while grandfathering existing hospital-within-hospitals and hosts that are under common ownership, as long as they comply with the proposed mandatory 75-percent criterion. We further sought comments on the options presented if the hospital-within-a-hospital fails to meet the 75-percent criterion that would either require that all of the hospital's Medicare payment would be made under the IPPS or, alternatively, to allow a hospital-within-a-hospital to still be paid as an excluded hospital for its admissions from onsite providers while applying specific payment adjustments for patients admitted from the host hospital.

In the proposed rule, we solicited comments on the three options presented and whether they provide sufficient protection against the phenomenon of inadequate separateness and control as described in the proposed rule. We want to emphasize that, under any of the options, nowhere is a change in physician clinical decisionmaking or a change in the manner in which a physician or hospital practices medicine intended. The policy options outlined in the proposed rule simply addressed the appropriate level of payments once those decisions have been made.

*Comment:* One commenter expressed the opinion that the increase in the number of LTCHs is in part due to the conversion of IRFs to LTCHs that is due to the enforcement of the criterion for exclusion from the IPPS as a rehabilitation hospital or unit which is set forth in §§ 412.23(b)(2) and 412.30, and relates to the inpatient population treated by a hospital or unit. This criterion is frequently referred to as the "IRF 75-percent rule." In addition, the

same commenter recommended that those IRFs and IPFs that are converting to LTCHs should first have to meet the length of stay requirements for exclusion as a LTCH by operating and being paid under the IPPS for 1 year. The commenter believed that such a requirement would be consistent with the LTCH PPS final rule published on May 7, 2004 (69 FR 25674), which the commenter described as requiring a satellite facility to qualify under the IPPS for 1 year.

*Response:* Our primary reason for disagreeing with the comment on this point is that the 75 percent rule as described in prior regulation is not currently being enforced. Until recently, as explained further below, our regulations at 42 CFR 412.23(b)(2) stated that, except in the case of a newly participating rehabilitation hospital seeking exclusion for its first 12-month cost reporting period, a hospital could qualify for exclusion from the IPPS and payment under the IRF PPS only if at least 75 percent of the inpatient population of the hospital required intensive rehabilitative services for one or more of 10 specified medical conditions. On June 7, 2002, CMS issued a memorandum to fiscal intermediaries instructing them to suspend enforcement of the 75 percent rule. After further review of this issue, and notice and comment rulemaking on it, on May 7, 2004, CMS issued revised regulations, effective for cost reporting periods starting on or after July 1, 2004, which changed the list of qualifying medical conditions and, for a hospital's first cost reporting period beginning on or after July 1, 2004, require only a 50 percent compliance level. These regulations are set forth, and explained in detail, in the final rule published at 69 FR 25752.

Although we have heard anecdotally that some of IRFs have converted to LTCHs or are in the process of evaluating such a conversion, we have no objective evidence to support the view that such conversions are occurring in large enough numbers to be a significant factor in causing the recent increase in the number of LTCHs. Thus, while there may be many reasons for the growth in the number of LTCHs, we continue to believe that it is likely that this increase may have been induced to a significant extent by the establishment and implementation of a LTCH PPS.

We also considered, but do not agree with, the commenter's recommendation that IRFs and IPFs wishing to convert to LTCHs should first have to operate and be paid under the IPPS for a specified time period, described by the commenter as 1 year, in order to make

the policies applicable to IRFs and IPFs consistent with 42 CFR § 412.23(e)(4)(ii), as revised by the May 7, 2004 LTCH PPS final rule (69 FR 25706–25708) regarding a satellite facility (as defined in § 412.22(h)) or a remote location of a hospital (as defined in § 413.65(a)(2)) that voluntarily reorganizes as a separate Medicare-participating hospital. The regulations in § 412(e)(4) are clear that the applicable average length of stay requirement for exclusion from the IPPS as an LTCH can be satisfied only based on discharges that occur on or after the effective date of its Medicare participation as a separate hospital and not based on operating experience obtained when the facility was not itself a separate Medicare participating hospital but instead was a part of a larger institution which participated in Medicare as a hospital. However, a facility excluded from the IPPS as a rehabilitation hospital under 42 CFR 412.23(b)(2) is already a hospital as required by § 412.23(e)(4), and its discharges can be used to determine whether it satisfies the applicable length of stay requirement. Thus, because the Medicare participation status of a separate rehabilitation hospital is different from that of a satellite or a remote location, consistency with § 412.23(e)(4)(ii) does not require the change suggested by this commenter, and we have therefore not adopted that change in this final rule.

*Comment:* One commenter shared CMS' concerns regarding the potential for manipulation of the intent of the separateness and common ownership regulations, and was also in agreement that hospitals-within-hospitals should be prevented from functioning as units of acute care hospitals.

*Response:* We appreciate the commenter's support of our concerns regarding the current hospital-within-hospital policy and took the comment into account in developing this final rule. We are finalizing revisions to separateness and control regulations at § 412.22(e) and adding a new regulation at § 412.534, Special payment provisions for long-term care hospitals-within-hospitals.

We are limiting the finalized policy revisions addressing host hospitals and LTCH HwHs and also to satellites of LTCHs that is, of LTCH HwHs, or free-standing LTCHs and not to other co-located PPS excluded hospitals). These policies, as were the existing policies, are also applicable to any type of host hospital, including IRFs.

We are finalizing policy to eliminate the existing three "Performance of basic hospital functions" options under

existing § 412.22(e)(5) for qualifying as a LTCH HwH or a LTCH satellite (the 15 percent rule and the basic functions test, and the 75/25 test). If a LTCH HwH meets existing separateness and control of administrative and medical governance provisions at § 412.22(e)(1) through (e)(4), payment will be made under the LTCH PPS as specified in § 412.534. Under § 412.534, if a LTCH HwH or LTCH satellite's admissions from its host hospital exceed 25 percent (or the applicable percentage) of its discharges for the LTCH HwH or LTCH satellite's cost reporting period, an adjusted payment will be made at the lesser of the otherwise payable amount under the LTCH PPS or the amount that would be equivalent to what Medicare would otherwise pay under the IPPS. In determining whether a hospital meets the 25 percent criterion, patients transferred from the host hospital that have already qualified for outlier payments at the host would not count as part of the host's 25 percent (or the applicable percentage) and therefore the payment would not be subject to the adjustment. Those patients would be eligible for full payment under the LTCH PPS. (Cases admitted from the host before the LTCH crosses the 25 percent threshold would be paid an otherwise unadjusted payment under the LTCH PPS.)

We are finalizing additional adjustments to the 25 percent policy for specific circumstances. For rural host hospitals with LTCH HwHs or LTCH satellites, instead of the 25 percent criterion, the majority (that is, more than 50 percent) of the patients would have to be from hospitals other than the host. In addition, in determining the percentage of patients admitted from the host, any patients that had been Medicare outliers at the host and then discharged to the LTCH HwH or LTCH satellite would be considered as if they were admitted from a non-host hospital. For urban single or MSA dominant hospitals, we would allow the LTCH HwH or LTCH satellite to admit from the host up to the host's percentage of total Medicare discharges for like hospitals in the MSA. We would apply a floor of 25 percent and a ceiling of 50 percent to this variation. In addition, in determining the percentage of patients admitted from the host, any patients that had been Medicare outliers at the host and then transferred to the LTCH HwH or LTCH satellite would be considered as if they were admitted from a non-host hospital.

In this final rule, after further analysis and consideration of the commenter's concerns, we have made various changes in the proposed policy as

detailed later in this section. We have provided a 4-year transition for existing LTCH HwHs or LTCH satellites that will provide a reasonable period during which the host and the LTCH HwH or LTCH satellite will be able to adapt to the requirements of the new policy. Also included in this policy are LTCHs-under-formation that satisfy the following two-prong requirement: the hospital was certified as an acute care hospital on or before October 1, 2004, under Part 489; and was designated as a LTCH before October 1, 2005. For cost reporting periods beginning on or after October 1, 2004 through September 30, 2005, these hospitals will be grandfathered, with the first year as a "hold harmless." Therefore, grandfathered LTCH HwH or LTCH satellites will only need to continue to meet the existing separateness criteria at § 412.22(e) which includes compliance with either paragraphs (e)(5)(i)(ii), or (iii) for that first cost reporting period. However, we are requiring that even for grandfathered facilities, in the first cost reporting period, the percentage of discharges admitted from the host hospital may not exceed the percentage of discharges admitted from the host hospital in its FY 2004 cost reporting period. Therefore, while we are grandfathering existing LTCH HwHs and allowing for a 4-year transition, beginning on or after October 1, 2004 and before October 1, 2005 (FY 2005), those hospitals may not increase the percentage of discharges admitted from the host in excess of the percentage that they had admitted in FY 2004. After the first grandfathered cost reporting period, these LTCH HwHs will be required to meet a percentage transition over the 3 years beginning in FY2006. For the second year (cost reporting periods beginning on or after October 1, 2005 but before October 1, 2006), the applicable percentage from the host will be the lesser of the percentage of their discharges admitted from their host for their FY 2004 cost reporting period or 75 percent. For the third year (cost reporting periods beginning on or after October 1, 2006 but before October 1, 2007), the applicable percentage from the host will be the lesser of the percentage of their discharges admitted from their host for their FY 2004 cost reporting period beginning or 50 percent, and finally 25 percent (or other applicable percentage) beginning with the third year (cost reporting periods beginning on or after October 1, 2008).

*Comment:* Several commenters believed that hospitals-within-hospitals have grown in numbers because they are a more efficient and less expensive

model. The commenters further stated that these providers are cost-effective and convenient for physicians associated with both the hospital with a hospital and the host hospital, and state that the location and ability to work closely with the acute care hospital leads to efficient usage of space and sharing of medical facilities and services. Another commenter noted that many hospitals-within-hospitals have strict admission standards; this is to ensure that a patient requires hospital-level care. One commenter pointed to a report compiled over a 6-month period across all provider types that asserted that the Medicare program saved money for all LTCHs regardless of their designation as freestanding or hospital-within-hospital. Under the circumstances, the commenter believed that CMS should not place restrictions on patient access to beneficial care through the application of a cap on the percentage of host hospital admissions.

*Response:* As we discussed in the proposed regulation, even though the co-location of Medicare providers may possibly have some positive economic benefits to both hospitals, such as the sharing of expensive medical equipment as well as provide a measure of convenience for patient families, at its worst, co-location and patient shifting can serve to undermine a basic premise of both the IPPS and the LTCH PPS; "which is that a single discharge-based PPS payment is adequate and appropriate reimbursement for the entire bundle of services that a hospital provides during the course of a patient's stay." (69 FR 28275). That is, with the implementation of PPS for LTCHs, now one episode of care for a beneficiary who is transferred from an acute care hospital to a co-located LTCH could generate two full Medicare prospective payments, one under the IPPS, and another under the applicable excluded hospital PPS.

As we had discussed previously in the September 1, 1994 final rule implementing the original hospital-within-hospital criteria, we believe a long term care hospital-within-a-hospital that is not adequately separated from the facility with which it is co-located is "essentially a long term care hospital unit that accounts for only a part of the larger hospital's patient load. Exclusion of long-term care units [from the IPPS] could inadvertently encourage hospitals to try to abuse the prospective payment systems, by diverting all long-stay cases to the excluded unit, leaving only the shorter, less costly cases to be paid for under the prospective payment systems. In such cases, hospitals would

profit inappropriately from prospective payments." (59 FR 45389).

Moreover, exclusion of long term care "units" is inconsistent with the statutory scheme. Section 1886(d)(1)(B) of the Act clearly provides for exclusions from the prospective payment system for psychiatric and rehabilitation units, but the statute does not provide for exclusion of long-term care units. Because we believe such exclusions are contrary to the purpose and scheme of section 1886(d)(1)(B) of the Act, we proposed to revise the regulations to prevent inappropriate exclusions." (56 FR 45389). Notwithstanding the commenter's concerns, we continue to believe that a revision to the current hospital-within-a-hospital policy is necessary in order to prevent potential abuses to the Medicare program.

*Comment:* Several commenters that noted that, although existing separateness and control regulations at § 412.22(e) govern all hospitals excluded from the IPPS and our proposed changes would apply to all types of hospitals-within-hospitals, the concerns underlying our proposed revisions actually focus on the particular relationship between a host acute care hospital and a co-located LTCH. The commenters requested that we limit any revisions in the hospitals-within-hospitals regulations to address that particular configuration. Two other commenters recommended the exclusion of children's hospitals because this policy could impose a significant potential barrier to children's hospitals' ability to respond to the growing demand for their services for the children of their regions, as well as to receive adequate payment from other payers.

*Response:* As we noted above, in the September 1, 1994 IPPS final rule (59 FR 45389), our concern with the "new" phenomenon of hospitals-within-hospitals and the ensuing separateness and control regulations that we established were originally directed at the relationship between a host acute care hospital and a co-located entity that was seeking State licensure and Medicare participation as a hospital, and then after demonstrating that it has an average length of stay of over 25 days, would obtain an exclusion from the IPPS and designation as a LTCH. We believed that the effect of this process would be an extension of the long-term care hospital exclusion to what was, for all practical purposes, a "long-term care unit." Only in the August 29, 1997 IPPS final rule did we extend the application of § 412.22(e) beyond LTCHs to include other classes of facilities that might seek

exclusion from the IPPS as hospitals-within-hospitals, including IRFs (62 FR 46012, August 29, 1997).

Notwithstanding this extension of our hospital-within-a-hospital policy, our data reveal that the vast majority of hospitals-within-hospitals are LTCHs and the considerable growth, discussed above, is in the number of new LTCH hospitals-within-hospitals. Thus, because we believe this to be a significant issue with regard to LTCH HwHs or LTCH satellites (as seen by the increase in the number of LTCH HwHs or LTCH satellites), at this time, we will be limiting the scope of this policy only to LTCH HwHs (and also to satellites of LTCHs, as noted elsewhere in these responses). Although we will continue to monitor the establishment of other excluded hospital groups as well as LTCH HwHs or LTCH satellites, we are presently finalizing revised regulations targeted to the unique relationship between LTCH HwHs or LTCH satellites and host hospitals. We believe that this is necessary and appropriate because we are concerned about the potential for LTCH HwHs or LTCH satellites to, in effect, function as units of the host, and there is no statutory authority for LTCH "units" excluded from the IPPS under section 1886(d)(1)(B) of the Act but there is for the establishment of IRFs and psychiatric units of acute care hospitals. Therefore, historically, it has been less likely that an acute care hospital will be co-located with a free-standing IRF or psychiatric hospital as a HwH or satellite since the acute care hospital can establish its own rehabilitation or psychiatric unit. However, the fact that an acute care hospital is precluded from establishing its own LTCH "unit" may account for an increase in the number of separately certified co-located LTCHs at acute care hospitals.

In addition to this statutory basis, our concern with LTCHs existing as LTCH HwHs or LTCH satellites continues to be that an on-site LTCH can easily be utilized "seamlessly" as a step-down unit of the host hospital. A LTCH, in fact, is certified by Medicare and licensed by its State as an acute care hospital. (This is not the case where a patient is transferred from an acute care hospital to an IRF or psychiatric unit since the transfer of an acute care patient to an IRF or an IPF unit of the acute care hospital would typically indicate a determination that there would be a clinical advantage to that patient's receiving highly specialized rehabilitation or psychiatric services otherwise unavailable at the acute care hospital.)

As we noted above, for an on-site LTCH, configured as a LTCH HwH or LTCH satellite, to actually function as a unit of the acute care hospital, despite the statutory preclusion, would undermine payments under the IPPS DRG classification system and generate inappropriate Medicare payments. This is the case because payments for specific diagnoses under the IPPS were determined by setting DRG weights that represent a national averaging of hospital costs for each diagnosis and assumes that, generally, both high-cost and low-cost patients are treated at a hospital. In addition, the Federal standardized payment amount was also based on the average cost of all patients across all hospitals.

Presently, because of the particular concerns that we have expressed, we believe that our policy revisions may relate more directly to LTCHs that exist as LTCH HwHs or LTCH satellites than to other excluded hospital designations. Therefore, although we will continue to monitor increases and changes in the HwH or the satellite "universe" and may revisit this issue in the future, the policy revisions for HwHs or satellites that we are finalizing in this notice will apply only to a situation where the HwH or satellite is a LTCH or a satellite of a LTCH.

*Comment:* Two commenters questioned whether a LTCH HwH or satellite or satellite that is co-located with an IRF would be subject to the separateness and control policies that we proposed.

*Response:* When we first addressed the existence of LTCH HwHs in the September 1, 1994 final rule for the IPPS (59 FR 45389), we were responding to the proliferation of a particular entity: a LTCH hosted by an acute care hospital. We expanded our definition of LTCH HwH to include all excluded hospitals in the September 1, 1995 final rule for the IPPS (60 FR 45836) because we recognized that co-location of other hospital types could give rise to payment concerns similar to those that we believed were likely to occur between a host hospital and a LTCH HwH. Therefore, although the vast majority of host/LTCH HwH arrangements are between acute care hospitals and LTCH HwHs, in § 412.22(e), we addressed circumstances under which a "hospital that occupies space in a building also used by another hospital, or in one or more entire buildings located on the same campus as buildings used by another hospital" will be excluded from the IPPS, but we do not specify a particular designation of excluded hospital.

Similarly, existing regulations at § 412.22(e) do not specify what type of hospital the host hospital must be. Section 1886(d)(1)(B) of the Act, which establishes the distinction between a "subsection (d) hospital" and hospitals excluded from the IPPS, also includes a provision on grandfathering for certain HwHs and specifies that "[A] hospital that was classified by the Secretary on or before September 30, 1995, as a hospital described in clause (iv) [not a "subsection (d) hospital"] shall continue to be so classified notwithstanding that it is located in the same building as, or on the same campus as, another hospital." Although the statute establishes that certain HwHs will continue to be paid as an excluded hospital, the designation of the host is not limited. (We did not receive any comments suggesting that we restrict the proposed regulations to only one type of host.)

We are presently limiting the finalized revisions to the separateness and control policy to LTCH HwHs, as noted in the previous response. Our concerns, as discussed earlier, about the relationship between a host hospital and a LTCH HwH or LTCH satellite would apply equally to situations where the LTCH HwH or LTCH satellite is co-located with either an acute care hospital or an IRF, and the existing statutory preclusion against the existence of LTCH units would also apply if the host hospital was an excluded hospital.

Therefore, we are clarifying that a LTCH HwH or LTCH satellite that is co-located with any hospital is subject to the revised regulations. We also want to note that even under existing LTCH HwH regulations at § 412.22(e) or LTCH satellite regulations at § 412.22(h), regardless of the designation of the host hospital, a LTCH that existed as a LTCH HwH that failed to meet requirements of (e)(1) through (e)(4) or one of the three performance of basic hospital functions tests at (e)(5)(i), (ii) or (iii) would have been paid under the IPPS. Similarly, if a satellite failed to meet the separateness criteria under § 412.22(h), the satellite would also be paid as an acute care hospital under IPPS.

We have established in this final rule, under § 412.534, that if a LTCH HwH or LTCH satellite admits more than 25 percent (or the applicable percentage) of its patients during a cost reporting period from its host, Medicare will pay an adjusted LTCH PPS payment based on the lesser of the otherwise unadjusted LTCH PPS rate or an amount equivalent to what would have otherwise been payable under the IPPS for each discharge. (Since LTCHs are

certified as acute care hospitals, we believe that this is an appropriate policy determination.) Furthermore, this payment policy is applicable in all situations where a LTCH HwH or a LTCH satellite is co-located with another hospital.

*Comment:* One commenter noted that the proposed revision of the separateness and control policy at § 412.22(e)(v)(2)(iii) calculates the 75 percent of patients that must be "referred to the hospital from a source other than hospital occupying space in the same building or on the same campus" based on the "inpatient population" of the HwH. The commenter questions whether this limitation was intended to apply solely to Medicare beneficiaries. Two other commenters express concern that the proposed 25 percent rule, will affect admissions to the HwH directly from the host acute care hospital of even non-Medicare patients.

*Response:* When we first established the requirements at § 412.22(e) to determine separateness between host hospitals and LTCHs in the September 1, 1994 final rule for the IPPS (59 FR 45389), the average length of stay calculation for purposes of designation as a LTCH was based on an average inpatient length of stay of greater than 25 days as calculated under paragraph § 412.23(e)(3)(i) implementing section 1886(d)(1)(B)(iv)(I) of the Act. Under (then) § 412.23(e)(3)(i), the calculation was determined by "dividing the number of total inpatient days (less leave or pass days) by the number of total discharges for the hospital's most recent complete cost reporting period." With the implementation of the LTCH PPS, we revised the regulations at § 412.23(e)(2)(i) and (e)(3)(i) to calculate the average length of stay based solely on Medicare patients, a change which we believed was more in keeping with the establishment of a specialized PPS for Medicare patients who required long-stay hospitalizations at LTCHs. (See 67 FR 55970, August 30, 2002.) (We did not change the formula for calculating the average length of stay for an LTCH governed by section 1886(d)(1)(B)(iv)(II) of the Act, implemented at § 412.23(e)(2)(ii), for a "subclause (II)" LTCH because we believed that in establishing a "subclause (II)" LTCH the Congress provided an exception to the general definition of LTCHs under subclause (I), and we had no reason to believe that the change in methodology for determining the average inpatient length of stay would better identify the hospitals that the Congress intended to excluded

under subclause (II)). See 67 FR 55974, August 30, 2002.)

When we proposed the recent revision to existing regulations at § 412.22(e)(5)(iii), we intended to apply the revision to the existing regulations and calculate the percentage of patients admitted to the LTCH from the host based solely on Medicare inpatients in conformity with § 412.23(e)(2)(i) and (e)(3)(i). We appreciate the commenter's bringing this to our attention, and we will revise the regulation text to reflect that the 25 percent or other applicable percentage test will only apply to Medicare patients. (Since qualification of LTCHs under § 412.23(e)(2)(ii) is not based only on Medicare patients, the LTCH HwH provisions at § 412.534 would not apply to these hospitals.) We would also note that by restricting the calculation of the percentage of patients so it will be based solely on Medicare patients for the purposes of complying with payment under the 25 percent or other applicable percentage test (new § 412.534), we have, in effect, assumed that payment to the LTCH may be affected by the number of Medicare patients that a LTCH HwH or LTCH satellite admits from the host hospital but will not be impacted by the LTCH HwH or LTCH satellite admitting any number of non-Medicare patients from the host hospital because the number of non-Medicare patients will have no effect on a LTCH HwH or LTCH satellite's meeting the 25 percent or other applicable percentage requirement.

In addition, as discussed later in this preamble, we are finalizing a policy to count discharges from the host that had achieved outlier status at the host prior to being admitted to the LTCH HwH or LTCH satellite, as if they were LTCH patients from other than the host. Because that determination is not possible for non-Medicare patients, we are only applying the 25 percent test to Medicare patients.

*Comment:* One commenter challenged our concern that inappropriate patient shifting from a host acute care hospital to a LTCH hospital-within-a-hospital could result in undermining the IPPS by noting that even if such behavior is taking place, the annual reweighting of DRGs is a self-correcting mechanism for the IPPS that works to adjust payments to approximate costs.

*Response:* The "self-correcting" remedy noted by the commenter could in theory provide considerable protection to the integrity of the IPPS-DRG system, if all acute care hospitals hosted LTCH HwHs because charge data gathered for purposes of recalibrating DRG weights would be based on

equivalent or at least similar circumstances throughout the nation. However, according to our most recent data, there are less than 130 LTCH HwHs as of June 2004 and approximately 4000 acute care hospitals. The charge data gathered from the acute care hospitals that are used to recalibrate the DRG weights is data for the full range of patients within each DRG across all acute care hospitals in the nation. Because in the vast majority of these hospitals, the acute care hospital does not have a co-located LTCH hospital-within-a-hospital, the DRG weight for a specific DRG is reflective of the higher cost of hospital-level care for the types of patients that in relatively few hospitals may be treated at LTCHs. Therefore, Medicare payments to the overwhelming majority of acute care hospitals without LTCH HwHs that will continue to treat a patient for the entire episode of care and which may ultimately become a high-cost outlier discharge would be the same for a particular DRG as it would be to one of the relatively few acute care hospitals that hosts a LTCH hospital-within-a-hospital and has the option of discharging a patient to the hospital-within-a-hospital prior to the full provision of clinical services to that same patient. In that situation, Medicare would have overpaid the acute care hospital under the IPPS (and the admission to the LTCH HwH would generate an additional payment under the LTCH PPS) for the same episode of care that in most parts of the country would have been delivered solely at the acute care hospital. Therefore, although the IPPS relies on the "self-correcting" nature of the DRG system for annual recalibration, we continue to believe that since there are so few acute care hospitals that have co-located LTCHs, this mechanism is not an effective remedy for such situations.

*Comment:* Several commenters suggested that the existing post-acute transfer policy already address many of the concerns with inappropriate payments under the IPPS in situations where a patient is discharged to a LTCH hospital-within-a-hospital while the patient is still under active treatment at the co-located acute care hospital. Further, the commenters suggested an expansion of the existing post-acute transfer policy to include DRGs of patients frequently discharged from acute care hospitals to LTCHs as an alternative remedy to our proposed policies revising separateness and control policies for hosts and hospitals-within-hospitals. The commenter noted that this policy was mandated by statute

and is the "primary vehicle" that Congress has chosen to deal with "substitution of service questions."

*Response:* The post-acute transfer policy at § 412.4(c) which implemented section 1886(d)(5)(f) of the Act, stipulates that if an acute care hospital discharges a case assigned one of a specified groups of DRGs to a post-acute setting, such as a LTCH, prior to reaching the geometric means length of stay for that particular DRG, the discharge is considered to be a "transfer" and the Medicare payment to the acute care hospital under the IPPS is adjusted reflecting that less than a full course of treatment had been delivered.

In developing the revised separateness policy, we have looked at data from our 1996 through 2003 MedPAR files, focusing our data analyses on changes in lengths of stay that exceed the geometric mean length of stay for various DRGs at acute care hospitals with hospitals-within-hospitals as compared to those without hospitals-within-hospitals.

Our concern is that rather than just transferring patients before the geometric mean length of stay, which could be subject to a transfer policy adjustment if the case was assigned to one of the specified 29 DRGs, in general, we believe that these acute care hospitals are often discharging their patients to the onsite LTCH so as to reduce the length of stay of outlier patients. If the patient is discharged after the geometric mean ALOS, the payment for that patient would no longer be adjusted under the transfer policy. Accordingly, we do not believe that possible expansion of the existing post-acute transfer policy to other DRGs, which we discuss elsewhere in this final rule, would necessarily address the problem we are attempting to address with the 25 percent or other applicable percentage provision.

*Comment:* Four commenters asserted that our concerns about inappropriate payments to LTCHs under Medicare are already being addressed through several policies which are already in place: The post acute transfer policy under the IPPS which limits reimbursement to host hospitals when a patient is transferred to a LTCH; both the 3-days or less and the greater than 3-day interruption of stay policies under the LTCH PPS, the onsite discharge and readmission policy under the LTCH PPS; the greater than 25-day average length of stay policy for LTCHs; the short-stay outlier policy under the LTCH PPS; and requirements for medical necessity review. Finally, another commenter recommended a reduced payment methodology for host

acute care hospitals discharging patients early to LTCH HwHs. That is, the early discharge could be addressed with the geometric mean length of stay; an edit could monitor the length of stay; and if early discharge occurs, the commenter suggested converting the PPS per discharge payment to a per diem payment.

*Response:* The existence of the policies noted by the commenters confirms the fact that, as PPS policies have evolved, we have continually been concerned about the issue of inappropriate Medicare payments, particularly at points of intersection between various payment systems. Although each policy establishes certain safeguards, none effectively address the concern that we are dealing with in this revision of hospitals-within-hospitals regulations: That of inappropriate patient movement from a host hospital to a co-located LTCH. As discussed above, the post-acute transfer policy at § 412.4 ensures that a full DRG is not paid to the admitting IPPS hospital if a patient, whose diagnosis falls into one of a very limited number of categories, is transferred to an alternative provider after an extremely short stay at the acute care hospital. Both the 3-day or less and the greater than 3-day interruption of stay policies at § 412.531, as well as the onsite discharge and readmission policies at § 412.532, are only triggered if a LTCH patient is discharged from the LTCH and is then subsequently readmitted to the LTCH after an interruption. These policies do not address our concern with inappropriate discharges from host hospitals to LTCH HwHs or LTCH satellites because they are focused on the site of care during the LTCH stay rather than on shifting care from the host to the LTCH HwH.

In response to the commenter's statement that the requirement that for LTCH designation, an acute care hospital must demonstrate that it has an average patient length of stay of greater than 25 days is another existing policy that protects against inappropriate payments to LTCHs, we would note that section 1886(d)(1)(B)(IV)(I) of the Act (implemented at § 412.23(e)(2)(i)), is the specific statutory basis for of a LTCH as a type of acute care hospital that is excluded from the IPPS. This statutory definition only defines how long patients must stay on average at the LTCH, once they are admitted for the LTCH to maintain its IPPS exemption. It has no impact on the movement of patients from a host hospital to a LTCH HwH or LTCH satellite or the length of stay of that patient at the host before that patient is admitted to the LTCH. With this length of stay mandate in

mind, however, at the outset of the LTCH PPS for FY 2003, we established the short stay outlier policy under the LTCH PPS at § 412.529 to provide proportionately appropriate payments to LTCHs when patients receive treatment for considerably less than the statistically-defined average length of stay for a particular LTC-DRG. This policy established a payment policy under the LTCH PPS for short-stays at the LTCH and does not address truncated stays at a host hospital (since this policy does not look to see if the stay at the host was truncated). The commenters mentioned medical review requirements at § 412.508, a process that, at least presently, actually consists of a QIO reviewing a statistical sample of hospital records or is prompted by a specific incident-review request or appeal. Although the option of a retrospective QIO evaluation of medical appropriateness of a hospital discharge is always an option available to beneficiaries, we do not believe that such a specific situation provides significant protection for purposes of establishing payment policy under Medicare since so few discharges are actually subjected to QIO review.

Thus, as noted above, we do not believe that the results of any of these existing policies can effectively speak to the issues that we are addressing in the revised hospital-within-hospital policy. While we appreciate the commenter's recommendation concerning a reduced payment methodology for early discharges from the host acute care hospital, we do have an existing policy, the post-acute transfer policy discussed in the previous comment and response, that appears to be similar to what was described by the commenter. As we state above, we do not believe that even an extension of that policy addresses the issues we have identified here as the basis for the new separateness policy.

*Comment:* Two commenters stated that because the LTCH PPS was just implemented in October 2002, there has not been enough time to review the impact of this payment system on the industry. The commenters urged us to adopt the recommendations promulgated by MedPAC in its June 2004 Report to the Congress as well as to conduct a serious study of the LTCH industry and to continue to monitor growth and payment issues prior to implementing additional regulations. Two other commenters supported a time-limited moratorium (3 years) on new LTCHs to allow QIO reviews to become well established and CMS research to be completed.

*Response:* Although we agree with much of what the commenter stated

regarding the fact that the LTCH PPS is relatively new and the impact of the payment system on the industry is not yet certain, we do not believe that our regulations are premature. While we continue to monitor and evaluate the impact of the LTCH PPS on the LTCH industry, we believe that the policy revisions that we are finalizing in this rule arise from concerns with the host/hospital-within-a-hospital relationship that have been present since our September 1, 1994 final rule (59 FR 45390) and, thus, predate the implementation of the LTCH PPS. These concerns have achieved new urgency with the considerable and continuing growth in the number of LTCH hospitals-within-hospitals. Although one method of dealing with our concerns is a time-limited moratorium on the establishment of new LTCHs, and hospitals-within-hospitals in particular, we believe that such a step is best left to the Congress. Even if this occurred, however, it would not address any problems occurring in existing hospital-within-hospital LTCHs. In addition to finalizing this separateness policy, however, we plan to continue our monitoring efforts and to publish a detailed evaluation of MedPAC's recommendations in Federal Register documents updating the LTCH PPS for rate year 2006.

*Comment:* Several commenters expressed concern that the policies that we proposed were based upon assumptions that were not supported by data. Three commenters, in particular, included reports that were commissioned by industry groups, two of which evaluated data from specific LTCH chains that have hospitals-within-hospitals and one which analyzed MedPAR data for acute care hospitals from FY 2000. The data from one LTCH chain indicate that a large percentage of hospitals-within-hospitals admit considerably more than 25 percent of their patients from their host acute care hospitals. Another chain provided data indicating that, at least for its hospitals-within-hospitals, patients are generally reaching outlier status at the host acute care hospital prior to being discharged to the hospital-within-a-hospital. Data were also provided indicating that as a percentage of all of the host's discharges, the number of patients of the host that are discharged to LTCH hospitals-within-hospitals is extremely low (in the low single digits).

*Response:* We disagree with the commenters' statement that our policy revisions are not supported by data. Although we noted in the proposed rule that given the relatively recent implementation of the LTCH PPS, our

data sources are relatively limited, the policies that we are finalizing for LTCH HwHs or LTCH satellites are the result of policy evaluations, anecdotal information, as well as data analyses. We also note, elsewhere in this preamble, that our concerns about the potential for inappropriate Medicare payments under the IPPS arising from the co-location of an acute care hospital and a LTCH, were first stated in the September 1, 1994 final rule for the IPPS (59 FR 45389).

When we proposed the regulations that we are finalizing in this document regarding LTCH HwHs, we noted that we were proposing to revise payment policies for LTCH HwHs because we had become aware that, along with the considerable growth in their numbers, there was a trend indicating widespread corporate reconfigurations affecting the host/LTCH HwH relationship, particularly with regard to LTCH HwH. The existence of Web sites sponsored by industry consultants urging underutilized acute care hospitals to increase profits by renting space to LTCH HwHs in order to reduce the number of long-stay patients, further added to our concern.

Since we first became aware of the existence of LTCH HwHs in 1994, we have been aware of the strong resemblance that they bore to LTCH units of acute care hospitals, a configuration precluded by statute. We believe that it is incumbent upon us to continually refine our payment systems in light of concerns about the continued viability of the Medicare Trust Fund. In finalizing the revised LTCH HwH policy, therefore, as discussed previously in this preamble, we believe that this policy will help to protect the integrity of the IPPS DRG system as well as discouraging inappropriate payments under the LTCH PPS, the system that provides for the highest per discharge payment to a provider in the Medicare program. These policy goals typically require both proactive as well as reactive decisions on our part. We are aware that the majority of LTCH HwHs presently admit considerably more than 25 percent (or the applicable percentage) of patients from their host hospitals and have taken that fact into account when we designed the transition policy for existing LTCH HwHs or LTCH satellites described elsewhere in these responses.

Nothing in our data analyses was contradicted by the above-mentioned studies sponsored by the LTCH industry. In finalizing the separateness policy in this regulation, we are aware that not all hosts with LTCH HwHs or LTCH satellites are manipulating their

discharge patterns in order to avoid reaching outlier status. In response to the commenter that suggests we use, as a qualifying criteria, the percent of the host's patients that are admitted to the LTCH HwH, our data verifies that as a percentage of the total number of patients the host discharges, the percentage that are discharged to LTCH HwHs or LTCH satellites, is low. But this is logical and to be expected since most LTCH HwHs or LTCH satellites consist of approximately 25 beds in contrast to significantly larger host hospitals. However, we are focusing on the percentage of patients admitted to the LTCH HwH or LTCH satellite from the host and since data from the LTCH HwH indicates that even the relatively small percentage of the host's patients (as a fraction of all the host's patients) is sufficient to assure that most if not all of the relatively smaller LTCH beds are occupied, we are concerned with the appropriateness of payments to the LTCH based on our existing policy for those patients, and we believe that our new policy is warranted.

In analyzing the discharge data, we have looked at data from 1996 through 2003 from our MedPAR files, focusing our data analyses on changes in lengths of stay that exceed the geometric mean cases at host hospitals that are co-located with LTCH HwHs or LTCH satellites as opposed to those without LTCH HwHs or LTCH satellites. Our concern is that, in general, a significant volume of these cases are being discharged to the onsite LTCH prior to reaching outlier status. We compared the number of Medicare covered days for specific DRGs with data from hospitals before and after they became a host hospital. We selected DRGs that MedPAC had identified as being more likely to lead to cases in which a host hospital would transfer the patient from the acute care hospital to their co-located long-term acute care facility.

Acute hospitals were grouped into cohorts for each year from 1996 through 2003: those that were freestanding as distinct from those that currently were hosting a long-term care hospital. For all but one DRG (482), the mean amount of covered days across all years for hospitals that were currently hosting a LTCH was lower in comparison to when they were not hosting a LTCH. Four DRGs (263, 265, 266 and 483) experienced decreases over ten percent. We also looked at covered days for DRGs 483, 126, 264, and 475 for the year 1999 (since all the acute care hospitals in the analysis were not hosting LTCH HwHs or LTCH satellites that year) in comparison to 2002 and 2003 (because all the acute care hospitals in the

analysis were hosting LTCH HwHs or LTCH satellites in those years). For most of these DRGs (particularly DRG 483), the number of discharges with a very high number of Medicare days decreases quite significantly at the acute care hospital after it became a host. We believe that this data indicates a correlation between the presence of a LTCH as a LTCH HwH or a LTCH satellite within an acute care hospital and a shorter length of stay for Medicare beneficiaries at the acute care hospital.

We, therefore, believe that the regulations that we are finalizing represent a reasonable response to our continuing policy concerns, industry monitoring, anecdotal information, as well as an evaluation of our available data. As additional data is gathered, we will continue our monitoring and analytic activities and determine whether additional policy revisions or refinements may be warranted.

*Comment:* One commenter asks whether satellites of HwHs will be required to meet the 25 percent test regarding their relationship with their host hospital.

*Response:* Although we did not explicitly discuss the impact of the proposed change on satellites, we believe that since satellites are also parts of a hospital that is within another hospital, it is appropriate to require that satellites of LTCHs meet the 25 percent or other applicable percentage test regarding discharges admitted from their host hospitals. These satellites may be linked either to LTCHs that are also co-located with a host hospital, that is, a LTCH HwH or LTCH satellite, or they may be a satellite of a free-standing LTCH. Under the current regulations, we have developed requirements for satellites of excluded hospitals at § 412.22(h) that have generally mirrored those we have required for LTCH HwHs at § 412.22(e) (64 FR 41532, July 30, 1999; 67 FR 50105, August 1, 2002) except for the application of the 15 percent requirement, discussed in detail above, because attempting to apply this 15 percent test could actually serve to undermine separateness and control rules already in effect for a satellite and a host. In the August 1, 2002 final rule for the IPPS, we stated, that "[S]ince the costs for the entire excluded hospital (at both the main hospital and the satellite facility) are reported on one cost report by looking at the costs that are shared between the satellite facility and the acute care hospital, the costs of services that the satellite facility receives from its 'host' hospital will invariably be less than 15 percent of the costs of the entire hospital, even if all the costs of the

satellite facility were incurred by the host hospital." (67 FR 50106).

As we are finalizing regulations that abandon reliance on the 15 percent test as an indicator of separateness and control for LTCHs, and rather establishing the 25 percent or other applicable percentage test as the determinant of "functional separateness" between a LTCH HwH or LTCH satellite and its host hospital for determining the appropriate payment level for LTCH patients admitted from the host, we are also establishing this same requirement for satellites of LTCHs under new regulations at § 412.534. There is a considerable similarity between a LTCH HwH and a LTCH satellite, notwithstanding that satellites are "parts of a hospital" and HwHs are distinct facilities. We believe that the same concerns that we have expressed throughout this preamble regarding the potential for medically-unwarranted patient shifting between a host hospital and a LTCH HwH or LTCH satellite resulting in inappropriate Medicare payments are also present when an acute hospital is co-located with a satellite of a LTCH. In the July 30, 1999 IPPS final rule, when we stipulated that satellites of excluded hospitals would be required to meet the PPS exclusion requirements applicable to a hospital or unit, we noted that requirements for separate identification of the beds, patients, and costs of the satellite "closely parallel similar requirements applicable to all excluded units under § 412.25(a)(3) and (a)(7) through (a)(12)." Therefore we believe that there are both administrative and procedural precedents for the application of separateness requirements to satellites. Accordingly, we have revised the regulations to clarify that the separateness policy applies to LTCH satellites under new § 412.534, as well. In order for a LTCH satellite to be included in the grandfathering provision and payment policy phase-in, under § 412.534, which we have established for certain LTCH HwHs, discussed in detail below, the LTCH satellite will have had to be in existence by October 1, 2004. (Note: Satellites do not have a 6-month qualifying period.) If a LTCH satellite does not meet that requirement, (that is, if it is established after October 1, 2004) Medicare payments will be governed by § 412.534 (a) through (e). In determining whether the satellite meets the 25 percent (or other applicable percentages, discussed earlier) threshold, we would compare the total number of patients treated at the satellite location to the number of those patients that were

admitted from the co-located host (subject to the outlier adjustment discussed earlier.)

Throughout this preamble, when we refer to this policy applying to LTCH HwHs, we intend this to apply as well to LTCH satellites that are co-located with a host hospital. In fact, a satellite location of a hospital is also co-located within another hospital.

*Comment:* Regarding our proposed policy precluding common ownership of an acute care hospital and a HwH, we received three comments in favor of the preclusion and ten comments urging us not to finalize this proposed policy. One commenter noted that where the LTCH is co-located but not commonly owned, the LTCH has no incentive to accept inappropriate patients from the host hospital. Two other commenters noted that that the financial incentive to accept inappropriate patients from a host hospital only exists when the acute care hospital and the LTCH are commonly owned, a situation that can exist even without co-location, that is, a freestanding LTCH, exempt from the requirements of § 412.22(e) may be owned and governed by the hospital from which it receives the majority of its referrals. Three commenters expressed concern that in prohibiting common ownership of a host and a LTCH, we were unintentionally creating a regulatory preference for for-profit LTCHs. Another commenter stated that not-for-profit hospitals would particularly suffer from any preclusion of common ownership and since LTCH "start-ups" already sustain financial loss because of the 6-month qualification period during which they are paid under the IPPS and, therefore, only if a community-based non-profit organization senses a real need in the community for LTCH services would it invest, develop and open an LTCH either as a HwH or free-standing. Two other commenters emphasized the distinction between ownership and control, noting that advantageous arrangements between entities that are not under common ownership could produce more "control" than would be present in a common ownership situation that is being administered in compliance with present regulations.

Several commenters requested that if we finalized the preclusions against common ownership, that we include in our proposed grandfathering provision, those HwHs that were "under development" to the extent that they were already operating as acute care hospitals within a host while collecting data that would enable them to qualify as LTCHs. Two of the commenters responded to our proposal to

grandfather existing commonly owned hosts and HwHs while prohibiting the establishment of any new such arrangements by stating that grandfathering "any form of ownership or control by a related entity" would create inequity among providers as well as perpetuate any potential or existing abuses of Medicare policy. Two other commenters focused on the particular situation facing rural referral centers and sole community hospitals, two distinct categories of acute care hospitals that serve in unique markets and requested that even if our proposed policy prohibiting common ownership was finalized, that an exception be granted in these situations where there may be no other alternatives than for these isolated facilities to develop their own LTCHs. Another commenter further asserted that our present policies for separateness and control, which also governs commonly owned hosts and LTCH HwHs are sufficient and effective.

*Response:* We thank the commenters that endorsed our proposed policy to prospectively preclude common ownership of a host hospital and a LTCH HwH. Our goal in proposing this policy was based on our concern that common ownership of a host hospital as well as a HwH (in particular, a LTCH) could result in revenue-driven rather than medically necessary discharge and admission determinations between the commonly-owned facilities that were also co-located since the benefits would accrue to one corporate entity. In response to another commenter, we are also aware that even in the absence of common ownership, or if a commonly-owned host and a HwH were being administered in strict compliance with existing policies, the host/LTCH HwH configuration where each component is separately owned could provide inappropriate benefits to each facility. (For example, as noted elsewhere in this preamble, we are familiar with Internet advertisements sponsored by certain consultants and hospital corporations that specialize in LTCH HwH that urge underutilized acute care hospitals to decrease or eliminate their high cost outliers by leasing space to a LTCH HwH, a result which would lead to inappropriate Medicare payments to both the host as well as the LTCH HwH.) We also acknowledge the commenters that noted that common ownership, even between hospitals that did not share a location, could result in incentives for patient discharges and admissions more related to reimbursement than for clinical purposes. From the initial implementation of the LTCH PPS in



2002, we established on-going monitoring as an essential component of the LTCH PPS (67 FR 56014, August 30, 2002) and we will continue to review data from varieties of LTCHs that reflect discharge and admission patterns from other Medicare providers: LTCH HwHs that are under common ownership with hosts and LTCH HwHs that are independently owned, as well as free-standing LTCHs, in order to evaluate whether further regulation may be necessary in order to address inappropriate Medicare payments. In response to the commenter who noted that a common-ownership preclusion would particularly affect not-for profit acute care hospitals that already have sustained a financial loss because any LTCH must be paid under IPPS for 6 months, we would respond that the qualifying period for LTCH designation is a requirement for all LTCHs, under § 412.23(e)(3), both not-for-profit and for profit. After reviewing all of the comments, in this final rule, we are not finalizing the proposed policy precluding common ownership. In the proposed notice, we had offered a number of alternative policies to address the situation of a HwH that admitted more than 25 percent of its patients from its co-located host hospital. As an additional policy response to address this problem, we had proposed to regulate common ownership. However, we believe that because we are addressing our major concerns with commonly owned hosts and LTCH HwHs or satellites with the finalized 25 percent test which we believe will impact in the number and type of patients discharged from the host and admitted to the LTCH HwH, we do not need to also regulate against common ownership at this time. We will continue to monitor the common ownership issue and, if appropriate, revisit it at a later date. Therefore, one of the commenters that expressed concern regarding an "inequity" of competition between those LTCH HwH that would be subject to new regulation as opposed to those LTCH HwHs under common ownership with their host that would be grandfathered, is no longer an issue. We have revisited the issue of common ownership, first discussed in the September 1, 1994, final rule for the IPPS (59 FR 45392) because, we did not agree with the commenter that asserted that our existing policies were "sufficient and effective" to address our concerns with the circumstance of common ownership. However, we do believe that our new revision of the entire separateness policy, set forth in the next response, is presently an

adequate response to our significant policy concerns in the area of LTCH HwHs including commonly owned host/LTCH HwH arrangements. Since we are not finalizing the policy that precludes common ownership of a host and its LTCH HwH it is unnecessary to respond to those commenters that requested an extension of the proposed grandfathering provision and also to those commenters who believe that grandfathering of common ownership arrangements would perpetuate unnecessary abuses of the Medicare system. We will address other comments on grandfathering of existing LTCH HwHs unrelated to the common ownership issue elsewhere in these comments.

*Comment:* Several commenters urged us to retain the 15 percent criterion at existing § 412.22(e)(5)(ii) and to strengthen both its enforceability as well as associated sanctions. One commenter objected to the change in policy and stated that if the 15 percent policy was enforced then "bad players" could be sanctioned. One of the commenters, a corporate officer of a LTCH HwH scheduled to open in August 2004 stated that complying even with the existing 15 percent rule would require turning away from "otherwise sound business practices." Two of the commenters further suggested that we extend separateness and control policies to limit specific business arrangements such as loans or financial arrangements, whereby the host funds or contributes to the working capital of the LTCH HwH or reimburses operating expenses or losses; that the 15 percent rule be reframed as a preclusion with civil and/or criminal penalties attached in the event of violation; and that executive officers be required to file an annual attestations of compliance with separateness and control as part of the cost reporting procedure. Two commenters specifically suggest that we consider adopting provisions of the Sarbanes-Oxley Act of 2002 for the purposes of policing corporate financial reporting which includes requirements that CEOs and CFOs of public corporations certify via an attestation to the veracity of financial statements and disclosures with severe penalties for willful and knowing violations. The commenters believed that the attestation procedure, as well as the potential for civil or criminal liability, would shift the burden of enforcement of the 15 percent criterion from the fiscal intermediary to the providers. One commenter characterized our proposed policy as one that removes the 15 percent criteria, which can be

monitored and replaces it with a test that is directly related to and acts to limit the admission and treatment of patients in need of hospitalization. On the other hand, there was one commenter who supported our proposal to strengthen separateness requirements and encouraged enforcement of existing requirements. The same commenter indicated an awareness of hospital systems setting up a co-located LTCH HwH that "on paper" appeared to meet our requirements but in effect was controlled by the host, leading to the on-site LTCH functioning as a unit. This commenter suggested that we require a written certification and supporting documentation verifying that the separation requirements have been met.

*Response:* When we established the regulations governing payment policy for hospitals within hospitals at § 412.22(e) in the September 1, 1994 final rule for the IPPS (59 FR 45389) our goal was to create "a firewall" between the acute care host hospital and a new entity that we feared would actually function as a LTCH unit of that hospital, a statutorily precluded configuration.

As stated above in this preamble, in the May 18, 2004 proposed rule, we proposed to eliminate the 15 percent rule because we were aware that the vast majority of LTCH HwHs were choosing to comply with that option as opposed to the more rigorous separation of basic functions (for example, medical records, pharmaceutical services, radiological services, laboratory services (§ 482.21 through §§ 482.27, 482.301 482.42, 482.43, and 482.45) or the "functional separateness" test of the 25 percent referral requirement (62 FR 46014, August 29, 1997) and we did not believe that allowing a LTCH HwH to choose that the 15 percent rule among the existing policies regarding hospitals-within-hospitals had, in fact, sufficiently protected the Medicare program from the problems that we first envisioned in the September 1, 1994 final rule.

Moreover, queries from providers and consultants as well as information from fiscal intermediaries, and our regional offices, concerns expressed by MedPAC in its June 2003 Report to the Congress and at meetings held at outset of the implementation of the LTCH PPS (which was implemented for cost reporting periods beginning on or after October 1, 2002), and the recent growth in the LTCH universe, particularly LTCH HwHs, convinced us that it was incumbent upon us to revisit separateness and control policies. Furthermore, we were recently given the opportunity to review a number of corporate documents, including Articles

of Incorporation of existing host/LTCH HwH arrangements as well as pending arrangements for the establishment of LTCH HwHs. These reviews made us aware of the development of a new generation of complex and creative corporate reconfigurations that would make it difficult and burdensome, if not impossible, for our fiscal intermediaries to ascertain compliance with § 412.22(e) based on the 15-percent policy. We want to note that we understand that many LTCH HwHs made every possible effort to comply with the 15 percent provision.

However, in response to commenters suggesting a range of options which preserve the 15 percent criterion, such as toughening the policies to prohibit specific business arrangements; the attachment of civil and/or criminal penalties in the event of violations; a requirement for annual attestations be required by corporate officers; adoption of particular corporate policing provisions of the Sarbanes-Oxley Act of 2002, we would note that retaining the 15 percent criterion, even under any of the proffered circumstances would be an administrative burden on CMS and its contractors since they would require extensive reviews, audits, and monitoring to ferret out the "bad players." We also want to note, in response to the commenter who expressed concern about having to depart from "sound business practice" in order to comply with the 15 percent rule, that it is our statutory responsibility under sections 1102 and 1871 of the Act to establish regulations as may be necessary to effectively administer the Medicare program. A hospital retains the ability to conduct its corporate affairs as it sees fit and to the extent that the hospital's behavior does not conform to Medicare payment requirements, the hospital has made a choice, since it has been put on notice that it will not be paid under the regulations governing the Medicare program. The participation of a business in the Medicare program generally indicates that the provider has decided that the advantages of participation outweigh any adaptations in business practices required by our rules.

We now believe that allowing LTCH HwHs to qualify by complying with the 15 percent test did not operate to prevent the creation of LTCH HwH that were actually functioning as units of hosts. Further, even if at their creation, there was effective compliance with the 15 percent test, monitoring continued compliance was nearly impossible. But even if it were possible to accurately monitor a LTCH HwH or satellite's compliance with the 15 percent test, we

now believe that meeting this particular test, would not sufficiently ensure that Medicare payments otherwise payable under the LTCH PPS, for LTCH patients admitted from the host (that exceed 25 percent (or the applicable percentage of the HwH's discharges)) are appropriate. Moreover, we consider that for Medicare payment purposes, the significant movement of patients between the host hospital and the LTCH HwH or satellite continues to be the most effective indication of whether they are functioning as distinct hospitals or whether, in violation of statutory intent, in fact, the configuration is resulting in these facilities behaving as acute care hospitals with sub-acute units.

As we previously stated, we want to reiterate that we are not substituting a criterion that will limit admission and/or treatment of Medicare beneficiaries by eliminating the 15 percent policy. We agree with the commenter who stated that our goal in establishing this policy revision was to prevent a co-located LTCH HwH or satellite from appearing to comply with our requirements "on paper," but actually to be controlled by and functioning as a unit of the host. In response to the same commenter, we would also note that under the finalized policy, submission of documentation to fiscal intermediaries regarding compliance with existing separateness and control policies under § 412.22(e)(1) through (e)(4) is required to be paid as an IPPS excluded LTCH HwH or satellite under § 412.22(h)(2)(D) and we will continue to require such documentation to demonstrate compliance with those requirements. As noted elsewhere in these responses, detailed instructions will be sent to fiscal intermediaries regarding implementation procedures for payment adjustments under new § 412.534.

In this final notice, therefore, effective for cost reporting periods beginning on or after October 1, 2004, for LTCH HwHs we are eliminating the 15 percent test under existing § 412.22(e)(5)(ii), and the performance of basic hospital functions test under subsection § 412.22(e)(5)(i) and the 75 percent of admissions from other than the host criteria at § 412.22(e)(5)(iii). If a LTCH demonstrates compliance with the medical and administrative separateness and control policies at § 412.22(e)(1) through (e)(4), under our finalized policy, it will satisfy LTCH HwH requirements. The 25-percent or other applicable percentage test, described in the next response, will be the threshold criteria for a new payment adjustment for LTCH HwHs or satellites in new regulations at § 412.534.

*Comment:* We received numerous comments from LTCHs, industry groups, Congressional representatives, and individual medical professionals expressing great concern with respect to our various payment proposals, which are based on utilizing the 25 percent test. As proposed in the proposed rule, the 25 percent test would have been the sole determinant for a LTCH HwH or satellite to receive payment as a hospital excluded from the IPPS. We received several comments urging us not to adopt any of the proposed payment policies; that they were arbitrary and unprecedented and would result in lesser payments to the LTCH HwH or satellite based upon the source of patients. The commenters argued that reducing payments to the LTCH HwH or satellite for patients admitted from the host hospital beyond 25 percent of the LTCH HwH or satellite's total annual discharges would have two highly negative effects. First, this policy would result in the denial of necessary and appropriate care to patients who could benefit from treatment at the LTCH HwH or satellite. Additionally, a lower level of reimbursement would lead to the closing of LTCHs with all the attendant consequences of such closures such as shortage of hospital beds, industry insecurity leading to the inability to retain and attract professional staff, and loss of jobs for employees of the LTCH HwH or satellite. The policy that we are suggesting, several commenters assert, sets a "maximum limitation" on the admission of patients from the host, arbitrarily diverting patients away from LTCHs that share buildings with other hospitals.

A number of commenters stated that our proposed policy constitutes discrimination against certain LTCHs solely because of their location, and if finalized, will disrupt health care service delivery and also exert a destabilizing effect on patient care programs and capital projects. One commenter asserts that the location of a duly licensed hospital may not be utilized as a basis for excluding it from participation in the Medicare program as a LTCH. Several other commenters assert that there would also be an impact on the availability of intensive care unit beds in the acute care hospitals, creating shortages which could threaten the availability of care for trauma patients in certain communities, if patients no longer needing these services were not discharged to onsite LTCHs.

*Response:* We do not agree with the commenters who interpret our regulations as establishing arbitrary and

unprecedented limits on the right of a LTCH HwH to receive payment under the LTCH PPS. We are providing an adjustment to the payment under the LTCH PPS in accordance with the broad authority conferred on the Secretary by the Congress in section 307(b) of Public Law 106-554 to include "appropriate adjustments" in the establishment of a PPS for LTCHs. The finalized payment policies described below and the concerns that they represent echo concerns first expressed in the September 1, 1994 final rule for the IPPS, when we began to regulate new entities that we named "hospitals within hospitals." As noted elsewhere in these responses, the reason why we proposed the changes in the May 18, 2004 proposed rule at this time is the nexus between these decade-old concerns and the recent explosive growth in the numbers of LTCH HwHs. Furthermore, these regulations are grounded in a thorough review of the available data as well as exhaustive policy evaluations and are rationally related to the analyses of such information. In addition, we would emphasize most strongly that these regulations do not establish either arbitrary or unprecedented limits on the rights of a LTCH HwH or LTCH satellite to be paid under the LTCH PPS. Although we have made significant revisions to the policies in the May 18, 2004 proposed rule, our basic premise is unchanged.

As we first stated in that September 1, 1994 final rule, "we agree that the extent to which a facility accepts patients from outside sources can be an important indicator of its function as a separate facility, not merely a unit of another hospital. In general, a facility's functional separateness should be reflected in its ability to attract patients from sources other than the hospital that it serves. For example, if a facility receives all (or nearly all) of its admissions independently (that is, from outside sources), it can reasonably be assumed to be functioning separately from the host hospital. (59 FR 45391).

Having reevaluated the first two options that we presented in the May 18, 2004 proposed rule (69 FR 28326 through 28327) in light of comments that we received, we believe that the policy that we are finalizing is reasonable, and more directly addresses the relationship between movement of patients between the host hospital and the LTCH HwH or satellite and inappropriate or unnecessary Medicare payments, our central concern. Under the above policy, a LTCH must continue to demonstrate compliance with the medical and administrative separateness

and control policies at § 412.22(e)(1) through (e)(4). In the proposed rule, we stated that we would eliminate the two alternative qualifications for LTCH HwH (the 15 percent rule and the basic functions test) and instead rely solely on the 25 percent or other applicable percentage threshold for qualification purposes. We have refined this policy, in this final notice, and for purposes of qualifying as a LTCH HwH, we will eliminate all three performance of basic hospital functions options in § 412.22(e)(5) if a LTCH HwH complies with § 412.22(e)(1) through (e)(4) which addresses separateness and control of administrative and medical governance, the LTCH will qualify as a LTCH HwH. Instead, the 25 percent or other applicable percentage test will be the threshold for a new payment adjustment for LTCH HwH in new regulations at § 412.534, where Medicare payment policy under the LTCH PPS is promulgated and will apply to LTCH satellites as well. We are establishing a distinction in this new payment adjustment between patients admitted from the host and from sources other than the host because we believe that even if a facility satisfies the requirements of § 412.23(e)(1) and (e)(2) and is eligible for payment as a LTCH and also satisfies revised § 412.22(e)(1) through (e)(4) for purposes of being considered a LTCH HwH it may still appear to be functioning like a unit because of the number of patients that it admits from its host hospital. Payments will be made to the LTCH HwH or satellite for all Medicare patients under the otherwise unadjusted LTCH PPS only until the 25 percent or other applicable percentage threshold is reached after which point unadjusted (that is, not limited by a LTCH PPS payment amount that is equivalent to the amount otherwise payable under IPPS) payments will be made under the LTCH PPS for all Medicare patients admitted to the LTCH from sources other than the host. Once a LTCH HwH or satellite exceeds the 25 percent or other applicable percentage threshold, Medicare LTCH PPS payments for patients admitted to the LTCH from the host will be adjusted. This per discharge payment adjustment for patients from the host exceeding the threshold, will be based on the lesser of payments otherwise paid under the LTCH PPS or an adjusted payment under the LTCH PPS that is equivalent to the applicable payment that would otherwise be made under the IPPS. Payments for a non-host patients would continue to be made under the otherwise unadjusted LTCH PPS.

The policy that we will be finalizing is a variation of option III in the May 18, 2004 proposed rule and is applicable only to LTCHs governed under section 1886(d)(1)(B)(iv)(I) of the Act because the policy addresses payment policy related to the percentage of Medicare patients that are admitted to the LTCH HwH or satellite and as noted in a previous response, for a "subclause (II)" LTCH, the 25 percent test will not be applied because their certification as a LTCH is not tied to Medicare patients.

We believe that this policy captures the intent of section 1886(d)(1)(B)(iv)(I) of the Act which established LTCHs as a separate category of acute care hospitals for patients with average stays of greater than 25 days but precluded the establishment of LTCH units. To the extent that the source of its admissions reveal that the LTCH HwH or satellite is behaving like a unit of its host hospital, in contravention of both the statute and implementing regulations, Medicare will make adjusted per discharge payments under the LTCH PPS. When the facility appears to be functioning in compliance with the intent of the statute and implementing regulations, however, Medicare will make otherwise unadjusted payments under the LTCH PPS. In determining whether a hospital meets the 25 percent or other applicable percentage criterion, patients transferred from the host hospital that have already qualified for outlier payments at the acute host would not count as part of the host percentage. We believe that this is appropriate because as we discuss earlier in these responses, a patient reaching outlier status at a host hospital may be presumed to have received a full course of treatment in that setting. Further, in such a case, our policy presumes that a discharge to a LTCH HwH or satellite for post-acute care treatment may be clinically appropriate and therefore should reasonably be eligible for otherwise unadjusted payment under the LTCH PPS. In addition, if a LTCH HwH or satellite exceeds the 25 percent or other applicable percentage threshold (with host outlier patients paid as non-host patients), Medicare will pay the lesser of the LTCH PPS payment or a reduced LTCH PPS payment based on an amount equivalent to what would otherwise be paid under the IPPS. (The adjustment would only be applied to discharged patients admitted from the host hospital that exceed the 25 percent (or the applicable percentage) threshold. Cases transferred from the host up to the LTCH applicable percentage threshold would be paid the unadjusted LTCH PPS rate.)

In this final rule, we have revised our use of the 25 percent test as a determinant of LTCH HwH satellite status that was originally set forth in the proposed policy and rather established it as a payment threshold under new § 412.534. We have provided a 4-year transition for existing LTCH HwHs or satellites to allow for a reasonable period during which the host and the LTCH HwH or satellite will be able to adapt to the requirements of the new policy. Also included in this transition policy are LTCHs-under-formation that satisfy the following two-prong requirement: the hospital was certified as an acute care hospital on or before October 1, 2004, under Part 489; and was designated as a LTCH before October 1, 2005. We believe that these LTCH HwHs, since they have undergone significant efforts which could be adversely affected by these final rules, should be allowed a 4-year transition as well. For cost reporting periods beginning on or after October 1, 2004 through September 30, 2005, these hospitals will be grandfathered, with the first year as a "hold harmless." Therefore, grandfathered LTCH HwHs will only need to continue to meet the existing separateness criteria at § 412.22(e) which includes compliance with either paragraphs (e)(5)(i), (ii), or (iii) for that first cost reporting period. Grandfathered LTCH HwHs and LTCH satellites would not need to meet the 25 percent or other applicable threshold for the cost reporting periods beginning on or after October 1, 2004 through September 20, 2005. However, we are requiring that even for grandfathered facilities, in the first cost reporting period, the percentage of discharges admitted from the host hospital may not exceed the percentage of discharges admitted from the host hospital in its FY 2004 cost reporting period. Therefore, we are grandfathering existing LTCH HwH and those LTCHs under-development that meet the 2 prong test and LTCH satellites that were in existence by October 1, 2004. Grandfathered HwHs and satellites may not increase the percentage of discharges admitted from the host in excess of the percentage they had in FY 2004. After the first grandfathered cost reporting period, these LTCH HwH will be required to meet a percentage transition over the 3 years beginning in FY2006. For the second year (cost reporting periods beginning on or after October 1, 2005, but before October 1, 2006), the applicable percentage from the host will be the lesser of the percentage of their discharges admitted from their host for their FY 2004 cost

reporting period or 75 percent. For the third year (cost reporting periods beginning on or after October 1, 2006, but before October 1, 2007), the applicable percentage from the host will be the lesser of the percentage of their discharges admitted from their host for their FY 2004 cost reporting period or 50 percent, and finally 25 percent (or the applicable percentage) threshold will apply beginning with the fourth year (cost reporting periods beginning on or after October 1, 2007). We have adopted a transition of 75 percent, 50 percent, and then 25 percent since we felt it was reasonable to allow existing LTCH HwHs and HwHs under-development, as defined using the two-prong test above, 3 years to gradually meet our regulatory threshold.

Transitions are a frequently incorporated feature of new Medicare payment policies. Examples are the 4-year phase-in of the IPPS, the 5-year phase-in of the LTCH PPS, and the 3-year phase-in of the IRF PPS. In establishing a 1-year grandfathering as well as 3 additional years during which an existing LTCH HwH or satellite or "pipeline" LTCH HwH will be able to discharge the lesser of a proportionally-declining percentage or the hospital-specific percentage of Medicare patients that it admitted from its host during its final cost-reporting year prior to the implementation of this new 25 percent or other applicable threshold for the LTCH PPS payment adjustment, we are providing a reasonable and equitable methodology by which LTCH HwHs or satellites will be able to adapt to our new requirements.

*Comment:* Several commenters expressed concern about the impact of the proposed 25 percent test on rural hospitals. In particular, a commenter pointed out a situation where a single tertiary acute care hospital is the only provider for a multi-county area, capable of treating medically complex patients in the entire region and which hosts a LTCH HwH or satellite. In a rural county, for example, commenters assert that there would not be sufficient patient volume to support any other LTCH. In such markets, small or medium sized communities, the commenters maintain that our proposed 25 percent test would deprive communities of LTCH services or force construction of free-standing LTCHs.

*Response:* After considering the commenters' concerns and after further analysis, we are further revising the 25 percent criterion to provide for a payment adjustment for rural hospitals (§ 412.62(f)) or urban single or MSA-dominant hospitals (that is a hospital in an MSA that discharges more than 25

percent of all Medicare inpatient acute care hospital discharges in that MSA for like hospitals.) The Congress has authorized special treatment for rural areas under the Medicare program because of the particular geographic and demographic challenges in those locations as well as the differences between the provision and availability of medical services in rural as compared to urban areas. Further, in establishing this adjustment the Secretary is exercising the broad discretion granted by the Congress under section 307(b) of Public Law 106-554 to provide for appropriate payment adjustments in the LTCH PPS. Therefore, for rural acute care hospitals with LTCH HwHs or satellites, following the phase-in period, instead of the 25 percent criterion, we have provided that the majority, (that is, of at least 50 percent) of the patients would have to be from the hospitals other than the host. Where the majority of the patients are admitted from hospitals other than the host in this instance, since there are few other hospitals from which the LTCH HwH or satellite can admit inpatients, we believe the majority is a reasonable criterion to establish that the LTCH HwH or satellite is not acting as a unit of the acute hospital. As with other hospitals, any Medicare patient that had been at the rural host in outlier status and then transferred to the LTCH HwH or satellite would be treated as if the patient had been admitted from a non-host hospital in determining the percentage of patients admitted from the rural host hospital.

Additionally, for urban single or MSA dominant hospitals, which would generally be providing services under similar circumstances as rural hospitals, that is, being the only hospital in the area, we would allow the LTCH HwH or satellite to discharge Medicare patients admitted from the host up to the host's percentage of total Medicare discharges in the MSA for the most recent fiscal year that data is available for a hospital similarly certified as the host. We would apply a floor of 25 percent and a ceiling of 50 percent (representing a numerical majority of patients) to this group. We believe the maximum threshold of a majority of its patients admitted from the host indicates that the HwH is a separate hospital and is not operating as a unit of the host. For example, if there are only two acute care hospitals in the MSA and based upon the most recent data available, hospital A had 500 Medicare discharges in its fiscal year while hospital B had 1500 Medicare discharges, the total number of Medicare discharges for that MSA is

2000 discharges. If hospital B has a co-located LTCH HwH or satellite we would calculate its separateness percentage (that is, the percentage of Medicare patients that it could admit from the host for otherwise unadjusted LTCH PPS payments) based on its percentage of Medicare discharges in the MSA. In this instance, hospital B has discharged 75 percent (1500/2000) of the discharges in the MSA. Accordingly, we would require that following the phase-in of the policy, the LTCH HwH or satellite be held to a determination that a ceiling of 50 percent (that is, less than a majority) of its discharges were admissions from the host hospital. Again, as previously noted, in determining the percentage of Medicare patients admitted from the host, as with all LTCH HwHs or satellites, any patient that had been in outlier status at the host and then transferred to the LTCH HwH or satellite would be treated as if they were admitted from a non-host hospital.

As the above description of our revised payment policy for LTCH HwH or satellite demonstrates, we are not setting a "maximum limitation" on the admission of patients from the host. We are not establishing policies to prevent these facilities from delivering necessary and appropriate medical care and compliance with the policy need not result in hospital closures, industry insecurity, and a loss of professional and support staff. Instead, if the LTCH or satellite does not meet the applicable variation of the 25 percent test, rather than losing its ability to be paid as a hospital excluded from the IPPS in its entirety we will reduce Medicare payments under this policy only for those patients whose discharges exceed the threshold. Because hospitals will still be paid an appropriate amount for the care they deliver, we do not believe that those hospitals will close nor should there be industry insecurity or loss of professional or support staff. This reduction is to account for the fact that the LTCH is not functioning as a separate hospital but rather is effectively behaving as a unit. We would emphasize again that LTCH HwHs or satellites are free to admit any patient from any source without limit or restriction. In this policy revision, we merely address how Medicare will pay for patients in LTCH HwHs or satellites and establish the applicable thresholds that are the basis for such payment.

We disagree with the comment that suggests that we are "discriminating" against a hospital because of its location (within another hospital), we would respond that there are a significant number of Medicare payment policies

that address certain hospitals for "special treatment" because of their locations such as sole community hospitals (§ 412.92), rural referral centers (§ 412.96), and critical access hospitals (§ 413.70). Therefore, we believe it is appropriate to consider a hospital's location in determining payments. Similarly, it has been a long-standing practice to anticipate potential opportunities for "gaming" or to encourage behavioral change on the part of providers by establishing payment policies, often related to physical location, such as the onsite discharge and admission policy, under the TEFRA system for excluded hospitals at § 413.40 (a)(3)(B) and under a similar policy in the LTCH PPS at § 412.532. Further, in response to comments that suggest that the impact of our policy will be a disruption to health care delivery, patient care programs, and capital projects, we would state that we do not agree with these predictions. Rather, we believe that a reasoned analysis of the policies that we are finalizing, described in detail above, will reveal that they are neither destructive nor onerous to the effective functioning of either a host or a LTCH HwH or satellite.

Finally, with regard to the potential shortage of intensive care beds in the host and the possible consequential harm to the treatment of local trauma victims that commenters threaten will result from a limitation of admissions to the LTCH or satellite, we would once again respond that our policy does not limit patient admissions, it sets appropriate payment for patient categories. Moreover, while we understand the concerns about the availability of intensive care unit beds in an acute care hospital, we believe that this is a problem that may occur due to other unexpected circumstances, for example, issues related to the need to appropriately staff those ICU beds. We do not believe that the policy that we are finalizing would increase the possibility of this problem arising, particularly since it is generally clinically appropriate to move a patient no longer in need of ICU treatment to a "step-down" unit of the host acute care hospital and not to maintain the patient needlessly in an ICU bed.

In addition, as we explained earlier, for some patients in the acute care hospital, Medicare payment under the IPPS would include high-cost outlier payments. Under the policy described above, if an ICU patient had been moved to a "step-down" unit at the host hospital and the costs of treatment resulted in the case qualifying as a high cost outlier, Medicare payment for an

admission of such a patient to the LTCH or satellite from the host acute care hospital would not be included as an admission from the host and would be paid based at the higher LTCH PPS rate. Accordingly, we believe with this policy we have addressed some of the concerns raised by the commenters as to the effect of the separateness percentage policy on access to services. We would also remind the commenters that we have established adjustments to the 25 percent test for rural hospitals or urban single or MSA dominant hospitals in response to situations where communities have a scarcity of inpatient options, thus further tailoring the revised policy to the unique needs of these communities.

*Comment:* Several commenters expressed concern with the impact of the proposed 25 percent test on rural hospitals.

*Response:* The Congress has authorized special treatment for rural areas under the Medicare program in a number of areas. In addition, we agree with the commenter that in rural areas it often will be difficult for a LTCH HwH or satellite not to exceed the 25 percent threshold since the co-located acute care hospital may be the only one in the area. To address this issue, as noted in the previous response, we are finalizing a modification of our 25 percent test for rural hospitals (and also for urban single or MSA-dominant hospitals). We would also note, however, that while we have addressed the commenters' concerns with LTCH HwHs in rural areas, in fact, there are very few rural LTCHs, even including free-standing LTCHs. With approximately 320 LTCHs in existence, the vast majority of rural areas throughout the country do not have either free-standing LTCHs or LTCH HwHs or satellites. Therefore, currently almost all patients in need of hospital-level long-stay care are being treated as high-cost outliers in rural acute care hospitals and are not treated in LTCHs.

*Comment:* Several commenters questioned CMS' authority to impose new criteria for exclusion of long-term care hospitals and contend that existing separateness and control rules already enables us to distinguish between hospitals and units. The commenters state that the sole reliance on the 25 percent test establishes "admissions criteria," and the Secretary does not have the right to disqualify a LTCH HwH or satellite meeting other exclusion criteria from payment under the LTCH PPS based on a failure to meet admissions criteria. The commenters stated that the term "hospital" is defined in section 1861(a) of the Act

and that section 1886(d)(1)(B)(iv) of the Act provides an exclusion from the prospective payment systems for a hospital having an average length of stay greater than 25 days. These commenters therefore maintain that if a LTCH qualifies for Medicare participation by meeting the applicable participation requirements in 42 CFR Part 489 and also meets the statutory "greater than 25 day length of stay criterion", CMS has no right to "remove" this status because of where the LTCH is located or because of the source of its admissions. Several commenters claim that the proposed policy is "arbitrary and capricious" and one commenter maintains that the regulations fail the "Chevron test."

*Response:* We do not agree that we have imposed additional criteria for the exclusion of LTCHs. Rather we are imposing new criteria for adjusting payments under the LTCH PPS for LTCH HwHs or satellites.

The commenters are correct in noting that the term "hospital" is defined in section 1861(e) of the Act and that a statutory definition of a LTCH is the one set forth in section 1886(d)(1)(B)(iv)(I) of the Act. However, this fact does not mean that the Secretary is precluded from acting, under the general rule-making authorization in sections 1102 and 1871 of the Act, to establish further rules and regulations as necessary to administer the Medicare program and to prevent exclusions or excessive payments that are contrary to the purpose of the statutory scheme. Section 123 of BBRA of 1999 as amended by section 307 (b) of BIPA of 2000 confers upon the Secretary tremendous discretion in creating the LTCH PPS. As explained in the preamble to the proposed rule published on May 18, 2004, we continue to be concerned that only qualified facilities be excluded from the IPPS and paid under the existing LTCH PPS and that payments under each system (IPPS and LTCH PPS) be made appropriately.

When we first established regulations for LTCH HwH, in the September 1, 1994 final rule for the IPPS, in § 412.22(e), we stated that a LTCH HwH or satellite must "meet the following criteria in order to be excluded from the prospective payment systems specified in § 412.1(a)(1)." At that time, we explained in the preamble as follows: "[A]s discussed above and in the proposed rule, we are adding new criteria to prevent an inappropriate exclusion from the prospective payment system. The purpose of excluding entities from the prospective payment system is to address situations in which the principles of prospective payment do not apply well. The considerations

underlying exclusions may not apply to situations involving a "hospital within a hospital." If an entity is effectively part of another hospital and the principles of prospective payment do apply well to the organization as a whole, then it would not be appropriate to exclude part of that organization from the prospective payment system. Moreover, we believe that granting an exclusion to a LTCH HwH or satellite may be contrary to the statutory scheme. The statute provides for exclusion of certain types of hospitals and certain types of hospital units. Significantly, the statute does not provide for exclusion of LTC units. A LTCH HwH or satellite may essentially be a long-term care unit of another hospital. We believe these distinctions are meaningful and that it would undermine the distinctions if we allowed exclusion of entities that are essentially long-term care units (59 FR 45390, September 1, 1994). "Thus, in order to prevent exclusions that are contrary to the purpose of the statutory scheme [section 1886(d)(1)(B) of the Act] we proposed additional criteria for entities seeking exclusion. Sections 1102 and 1871 of the Act confer authority on the Secretary to establish rules and regulations as may be necessary to administer the Medicare program." (59 FR 45390, September 1, 1994). Existing regulations, therefore, finalized in 1994 established the regulatory principle that in order to be paid as a hospital excluded from the IPPS, separateness and control requirements would have to be met.

The 25 percent or other applicable percentage threshold test that we are finalizing in this document in new § 412.534 does not remove LTCH status from a hospital that otherwise meets these separateness and control requirements, as the commenter suggests. In fact, we are defining a level of payment distinction based upon an adjustment that, following the 4-year phase-in, will enable an existing hospital or satellite or new HwHs effective with cost reporting periods beginning on or after October 1, 2004, to retain its excluded status but to be paid under an otherwise unadjusted LTCH PPS payment for up to 25 percent (or the adjusted threshold established for rural, urban single, or MSA dominant hospitals) of its discharged patients that are admitted to the LTCH HwHs or satellites from the host hospital. If the LTCH or satellite exceeds this 25 percent (or the applicable percentage) threshold, Medicare payments under the LTCH PPS will be based on the lesser of an otherwise unadjusted LTCH PPS payment for the case or an amount

equivalent to what would have otherwise been paid for that case under the IPPS. We would note that this policy merely represents a new adjustment in the evolution of the LTCH PPS. We believe that LTCH HwHs that discharge greater than the appropriate percentage of patients admitted from their hosts may be understood to be functioning as units and therefore, we believe that it is appropriate to adjust the payment to be made to the LTCH under the LTCH PPS. The payment adjustment we are implementing is not the equivalent to setting "admissions criteria" for treatment at a LTCH. As noted elsewhere in these responses, a LTCH is free to admit as many patients as it can safely treat and from whatever source(s) it chooses. The policy revision that we are finalizing in this document establishes a payment formula that will enable the LTCH to be paid under the LTCH PPS appropriately for patients admitted to the LTCH from other than the host and appropriately for patients admitted to the LTCH HwH or satellite from the host where the LTCH has exceeded the applicable threshold, albeit at different LTCH PPS rates. We want to emphasize that the medical and administrative governance component of the separateness and control criteria at § 412.22(e)(1) through (e)(4) will continue to apply to LTCH HwH or satellite but, as explained in detail above, we are deleting paragraph (e)(5), the performance of basic hospital functions test to LTCHs as a basis for determining whether they may be paid as an IPPS-exempt hospital. Rather the 25 percent or other applicable percentage criterion will be used as a basis for a payment adjustment under the LTCH PPS.

We believe that the regulations that we are finalizing represent a permissible construction of the statute precluding the establishment of LTCH units at section 1886(d)(1)(B) of the Act, and are consistent with sections 1102 and 1871 of the Act which confer authority on the Secretary to establish rules and regulations as may be necessary to administer the Medicare program. It is also consistent with our statutory authority under section 123 of BBRA as amended by section 307(b) of BIPA. Moreover, they are consistent with the statute and the statutory scheme. The finalized payment policies described below and the concerns that they represent echo concerns first expressed in the September 1, 1994 final rule for the IPPS, when we began to regulate new entities that we named 'hospitals within hospitals' and after ten years,

represent a reasonable extension of existing regulatory policies.

*Comment:* We received several comments that asserted that in establishing the category of hospitals excluded from the IPPS, the Congress recognized that the DRG payment system did not accurately reflect the patient census and types of treatment found in those hospitals. These commenters also quoted the requirements of the BBRA and BIPA for the establishment of a specific PPS for LTCHs "reflecting differences in patient resource use" and that therefore paying a LTCH under the IPPS, as we described in our third payment option in the proposed rule, would constitute a statutory violation.

*Response:* In the proposed rule, we expressed this payment scheme incorrectly when we described payment as "the lesser of the IPPS payment or the LTCH PPS payment." The payment formula, as we described in a previous response, is not, in fact, an IPPS payment at all but instead is an adjusted payment under the LTCH PPS. In section 307(b) of Public Law 106-554, the Congress conferred broad authority on the Secretary to include "appropriate adjustments" in the establishment of a PPS for LTCHs. As stated in previous responses, we are providing an adjustment to Medicare payments under the LTCH PPS in the event that a LTCH HwH or satellite LTCH admits a greater number of patients from its host above the 25 percent or other applicable percentage threshold. This adjustment to the LTCH PPS would allow, for each additional case that the LTCH admitted that were discharges from the host, beyond 25 percent (or the applicable percentage), a payment that would be based on the lesser of an amount payable under this subpart that is equivalent to what would have otherwise been paid under the IPPS or the otherwise payable LTCH PPS payment amount. We believe that this specific adjustment to payments under the LTCH PPS is comparable to other adjustments that we established under the LTCH PPS, such as the short-stay outlier policy (§ 412.529) and both the 3-day or less and the greater than 3-day interruption of stay policy (§ 412.531), in that we have attempted to adjust the otherwise payable LTCH PPS payment rate to more accurately pay for a specific type of patient stay. If a patient stay is governed under any one of these policies, payment under the LTCH PPS will be computed differently than it would for a typical LTCH stay where the patient remains in the LTCH for greater than 50% of the average length of stay for the applicable LTC-DRG to which the

episode is grouped. We believe that paying the LTCH an LTCH PPS adjusted payment that is the lesser of the LTCH PPS payment amount or a payment equivalent to the amount that would have otherwise been made under the IPPS, when a particular LTCH exceeds the percentage of admissions established under the formula set forth above, is entirely compatible with the broad statutory authority conferred on the Secretary, in section 307 of the BIPA, to establish a LTCH PPS and provide for "appropriate payment adjustments" under that system.

*Comment:* We received six comments on the grandfathering of existing host/LTCH HwH arrangements where the LTCH HwH had in the past met the 15 percent test for purposes of demonstrating compliance with the performance of basic hospital functions requirements. Four commenters urged us not to finalize the proposed revisions to the separateness and control policies but, as an alternative, to grandfather all existing LTCH HwHs and hence exempt them from prospective compliance with new finalized regulations until "an in-depth study of the industry has been completed or until alternative qualifying criteria are implemented." One commenter opposed any grandfathering provision, absent a statutory approval, stating that such a policy provided no benefit for Medicare patients or the Medicare program and could serve to institutionalize behavior that we had already determined was in contravention of the intent of LTCH HwH regulations. Two commenters specifically suggested that we permit entities to unwind abusive practices within a specific period of time rather than legitimize abuses through grandfathering. Two commenters expressed concern about including providers that are in the formative stages any grandfathering protection. One commenter specifically urged us to include hospitals that were in their 6-month qualification period for LTCH classification and would be in compliance by January 1, 2005 and to deem them to meet existing governance, separateness and control policies and therefore to be eligible for any grandfathering provision that we would finalize. These commenters suggest that we establish a provision similar to that in section 507 of Public Law 108-173 that established a moratorium on physician-referrals to specialty hospitals in which they have an ownership or investment interest but grandfathered in those facilities under development. Without such a provision, the commenters believe that the financial

backers (the host hospital in partnership with a venture capital group) would lose a considerable investment of time and resources.

*Response:* As noted in a previous response, the LTCH HwH or satellite policy that we are finalizing to ease the transition to the new policy for existing LTCH HwHs and satellites, we specify a 1-year grandfathering for LTCH HwHs or satellites that had been paid under the LTCH PPS as of October 1, 2004 and also for LTCH HwHs-in-information that qualify under the following two-pronged test: they were certified as acute care hospitals, under Part 489, on or before October 1, 2004; and they achieved LTCH designation prior to October 1, 2005. This two-pronged test identifies hospitals that by the effective date of this regulation, have been operating in anticipation of becoming a HwH under the existing rules.

The finalized policy provides for an adjusted payment for LTCH HwHs and satellites that admit more than 25 percent of their patients (with an adjusted percentage for rural and urban single or dominant hospitals) effective for cost reporting periods beginning on or after October 1, 2004. Further, for both existing LTCH HwH and LTCH satellites and those LTCHs-in-information that meet the above tests, following the 1-year hold-harmless provision, we have provided a 3-year transition, in order to allow LTCH HwHs or satellites and their hosts what we believe is sufficient time to adapt to the new requirements and enable them to ultimately meet the 25 percent or other applicable percentage test. We believe that establishing this provision is a fair and equitable response to concerns expressed by providers, members of the Congress who have written on behalf of their constituent LTCHs, and LTCH trade groups.

The LTCH PPS, from its inception, has included an evaluation and monitoring component which focuses on the LTCH industry and in light of policy recommendations made by MedPAC in its June 2004 Report to the Congress, we plan to expand these initiatives. However, we do not believe that it would be appropriate to delay implementing these payment policies affecting LTCH HwHs or satellites pending the results of such on-going analysis. We also see no need to adopt a policy that would allow time for entities to correct prohibited practices prior to the imposition of sanctions since we are eliminating the necessity to comply with the performance of basic hospital functions requirements under § 412.22(e)(5) and rather relying on changes to the payment policy to

address situations where a LTCH HwH or satellite exceeds the percentage threshold of patients admitted from the host, effective with cost reporting periods beginning on or after October 1, 2004. With the October 1, 2004 implementation of this final rule, for LTCHs that are not grandfathered, we will rely on the 25 percent test as a basis for a payment adjustment under the LTCH PPS at new § 412.534, if a LTCH HwH complies with the medical and administrative separateness and control requirements of § 412.22(e)(1) through (e)(4) or the LTCH-in-formation meets the LTCH HwH requirements prior to October 1, 2005 and the satellite meets the requirements at § 412.22(h). We also do not believe the statutory protection for those facilities under development promulgated by in the moratorium on physician-owned specialty hospitals established under section 507 of the Public Law 108-173 is applicable to this provision.

*Comment:* We received numerous comments urging us not to finalize the proposed policies that would prevent admissions to LTCH HwHs or satellites from being based on determinations of medical necessity, clinical assessment, and treatment practices, but rather, based on a restrictive numerical admission standard. Comments from industry groups, members of the Congress, host hospitals, LTCH HwHs or satellites, and physicians practicing at these providers, and in communities where they are located, objected to the proposed elimination of other options for qualification as a LTCH and instead, requiring LTCH HwHs or satellites to comply with the 25 percent test. The commenters believe this change in policy will have a significant impact on physician decision-making and admission policies at LTCH HwH or satellite. Several physicians accused us of being disingenuous in drawing a sharp distinction between payment policy and its impact on medical decision-making.

*Response:* We disagree with the commenters' assertion that finalizing our 25 percent or other applicable percentage test for determining payments to LTCH HwH or satellite will interfere with a physician's efforts to procure the highest level of medical care for Medicare beneficiaries. Once again, we must state that we are not preventing the admission of patients to the LTCH HwH or satellite; rather we are establishing a methodology for determining what are fair and reasonable payments based on the type of patient being treated at the LTCH HwH or satellite. We continue to believe that there is a clear distinction between

medical decision-making and payment policy, particularly on the physician level, when the patient is a Medicare beneficiary and the medically necessary services are covered by Medicare.

There has always been a range of payments under Medicare for services that, from a medical standpoint, could appear to be identical. Since its inception, the LTCH PPS has included patient-level adjustments to the per discharge Federal payment rate, whereby Medicare would adjust payments depending upon the patient's length of stay, or whether the patient was being readmitted to the LTCH following a brief stay for treatment in another setting, or from a co-located provider. Similarly, in general, under Medicare's PPSs for inpatient services there have always been facility-level adjustments for variables including size and location of the hospital, presence of training programs, or the nature of the population served. Thus, payment for a patient at one facility could differ considerably from payment for a patient with similar clinical needs at another facility. Additionally, acute care hospitals, rehabilitation hospitals, and LTCHs can often be a legitimate site of care provided to a specific patient. However, Medicare's distinct PPSs for each of these provider types would provide for different payments to the specific hospital that treated the patient based upon the provider category. This is another example that demonstrates that under Medicare, payments for the same diagnosis, even for the same patient, could vary depending upon where the patient was admitted. Even within the same facility, a different Medicare payment would be made under the acute hospital IPPS for a rehabilitation or a psychiatric DRG than would be made for the same diagnosis if the patient is admitted to the IPPS-excluded rehabilitation or psychiatric unit at that hospital. We do not agree that in setting payment policy we are restraining physicians from utilizing their best clinical judgment on behalf of their patients. We continue to believe that payments made under the policy that we are finalizing in this document simply represent another patient-level adjustment under the LTCH PPS.

*Comment:* We received numerous comments from LTCHs, industry groups, Congressional representatives, and individual medical professionals expressing great concern that the proposed policy, which required compliance with the 25 percent test, would have very deleterious consequences for Medicare beneficiaries. The commenters asserted that the policy would establish new

admissions criteria and, in effect, act as a quota or cap on patient admissions to LTCH HwHs eliminating beneficiary and family choice as to treatment settings, produce needless trauma for beneficiaries, and reduce beneficiary access to the level of quality care that such settings could provide. Several commenters state that our proposed policies would violate section 1801 which, among other matters, preclude any Federal officer or employee from interfering in the practice of medicine or the provision of services; and section 1802 of the Act, which they interpret to mean that Medicare beneficiaries cannot be denied health services. The commenters believe that LTCHs forced to monitor admissions from the host will have a strong incentive to deny patients medically necessary inpatient service as the percentage of admissions from the host approaches 25 percent. Three commenters emphasized that there would be less likelihood of medical errors if a patient discharged from an acute care hospital could be admitted to an onsite co-located facility because of consistency in care and "fewer handoffs" would decrease the possibility of errors occurring. The costs of care would also be reduced because it would be unnecessary to repeat tests and other ordered procedures. Furthermore, the commenters felt that proposing such a policy indicated a lack of appreciation for the specialized care provided by LTCH HwHs and LTCHs in general.

*Response:* We disagree with the commenters who assert that through finalizing the 25 percent (or the applicable percentage) criterion, as a basis for adjusting payments to LTCH HwHs or satellites for patients admitted to the LTCH from the host acute care hospital, we are restricting patient care. As stated in the previous responses, we have established a payment policy, not a patient care policy. We would remind commenters who express disapproval of a LTCH monitoring its admission numbers as it approaches its threshold, that even before the October 1, 2002 implementation of the LTCH PPS, LTCHs under the TEFRA system had to monitor their admissions as well as their lengths of stay lest they fall below the greater than 25 day average length of stay qualification threshold for designation as a LTCH. From our research in designing the short-stay outlier policy during the development of the LTCH PPS, we became distinctly aware of admission choices made by LTCHs, particularly as the cost reporting period was drawing to a close, if the length of stay averages were below the



greater than the 25 day threshold required by the statute. Thus, this phenomenon is neither unique nor new. The establishment of a payment policy that may result in payment adjustments for certain admissions is well within the existing regulatory framework. We fail to see the relationship between the payment policy we are finalizing and an increase in the likelihood of medical errors, unnecessary tests, or other ordered procedures, patient trauma, or disruption in the consistency of care. Nor do we see compliance with the policy as leading to increased costs. We are finalizing this policy because we are concerned that the co-location of an acute hospital and a LTCH with significant patient movement from the acute hospital to the LTCH may violate the intent of the prohibition of LTCH units under section 1886(d)(1)(B) of the Act, a prohibition that was established in order to protect the Medicare system against unnecessary and inappropriate payments. We are finalizing a payment policy premised upon the fact that LTCH HwHs or satellites that admit more than a specified percentage of patients from their hosts are functioning as units and we are adjusting payments to the LTCH HwH or satellite accordingly. However, as explained earlier, we have revised the policy as proposed to reflect unique location factors and we allow for full payments beyond the threshold if the transferred patient has reached outlier status at the acute hospital. In this final rule, we have also provided for grandfathering of existing LTCH HwHs or satellites and certain LTCH HwHs that will be designated as LTCHs prior to October 1, 2005 and an additional 3-year phase-in to full compliance requirements. In these revisions, we have attempted to respond to valid concerns raised by our commenters as well as maintain the integrity of the statutory scheme in section 1886(d)(1)(B) of the Act which precludes LTCH units.

Although we strongly disagree that our payment policy will have the effect of restricting patient care at LTCH HwHs or satellites, we will respond to the commenters regarding the sections of the Act that they believe we are violating. As explained above, we do not believe that this policy interferes with the practice of medicine or provision of health care services under section 1801 of the Act. The policies that we are finalizing, as we explained earlier, are merely payment provisions. Nor are we violating section 1802 of the Act by interfering with a beneficiary's right to total self-determination regarding health care. This

interpretation of the provision is incorrect. The statute actually says, "Any individual entitled to insurance benefits under this title may obtain health services from any institution, agency or person qualified to participate under this title *if such institution, agency, or person undertakes to provide him such service.*" (emphasis added) In addition, our finalized rules do not preclude a beneficiary from seeking admission to a hospital of his or her choice. We continue to believe that we have not promulgated rules that will prohibit a LTCH from providing necessary services to Medicare patients, even if they are patients that are admitted from the co-located host hospital. Our LTCH HwH and satellite rules do not prohibit a hospital from admitting a patient. Rather, our LTCH HwH and satellite rules are payment rules that set forth how a LTCH HwH or satellite will be paid under a particular set of circumstances.

*Comment:* We received a comment from MedPAC that brought the following points to our attention: (1) The rapid growth in LTCH HwHs and rapid increases in Medicare spending for LTCH services; (2) the existence of a LTCH HwH quadrupled the probability that a beneficiary would use LTCH care; (3) freestanding LTCHs also have strong relationships with acute care hospitals, and that where on average LTCH HwHs receive 61 percent of their patients from their hosts, freestanding LTCHs receive 42 percent from their primary referring hospital; (4) concerns with LTCHs may be related to the payment systems and CMS policies for SNFs and acute care hospitals and should not therefore be considered in isolation; (5) there are some risks in CMS's proposed 25 percent policy; (a) The 25 percent rule that only applies to LTCH HwHs and not to freestanding LTCHs and may therefore be inequitable; (b) it does not ensure that patients go to the most appropriate post-acute setting; (c) this approach may be circumvented by an increase in the number of freestanding LTCHs instead of LTCH HwH. MedPAC shares our concern that the LTCH payment system creates an incentive for unbundling of the IPPS in addition to overpayment for the care provided by LTCHs and that this concern is great, particularly, in the case of a LTCH HwH. In MedPAC deliberations, the Commission considered recommending a moratorium on LTCH HwHs but did not adopt it. Finally, MedPAC stated that it reserves judgment on our proposed policies for LTCH HwHs pending more

empirical evidence demonstrating the unique risk posed by them.

*Response:* We appreciate the comments from MedPAC, which are consistent with our strong concerns with the growth in the number of LTCH HwH and our continuing questions about the relationships between treatment at acute care hospitals and LTCHs, as well as the linkage between payment policies and substitution of services especially among acute care hospitals, LTCHs, and some SNFs. While we also understand the reservations expressed in the comments, we want to emphasize that, as explained earlier, we are establishing these revised payment policies in this final notice for LTCH HwHs or satellites and not freestanding LTCHs because of the considerable growth in the number of LTCH HwH and because, ever since we first became aware of the existence of LTCH HwHs in 1994, we have been mindful of the strong resemblance that they bore to LTCH units of acute care hospitals, a configuration precluded by statute. The proposed policies are not intended to ensure that patients go to "the most appropriate post-acute setting." Rather, we believe that it is incumbent upon us to continually refine our payment systems to maintain the continued viability of the Medicare Trust Fund. In finalizing the revised LTCH HwH policy, therefore, as discussed previously in this preamble, we believe that this policy will help to protect the integrity of the IPPS DRG system as well as discouraging inappropriate payments under the LTCH PPS, the system that provides for the highest per discharge payment to a provider in the Medicare program. These policy goals typically require both proactive as well as reactive decisions on our part. We strongly support MedPAC's approach in their recent recommendations for developing standards that would identify the unique characteristics of a LTCH that warrant increased payments under the LTCH PPS. It is also important, as recommended by MedPAC to identify the specific types of patients that should be the unique patient load of LTCHs. Prior to the end of the 4 year transition period, CMS will reevaluate the HwHs criteria to assess the feasibility of developing facility and clinical criteria for determining the appropriate facilities and patients to be paid for under the Medicare LTCH PPS. If, during that time period, data from well-designed studies (or other compelling clinical evidence) indicate that developing this criteria is feasible, we would consider revisions to the HwH

regulations. We intend to analyze these issues and discuss any findings in the forthcoming FY 2006 LTCH PPS notice.

*Comment:* Several commenters allege that the proposed requirement for compliance with the 25 percent test will undermine two existing requirements of the Medicare program: Discharge planning and the involvement of the Quality Improvement Organizations (QIOs). Regarding discharge planning, the commenters argue that the 25 percent test will impact the host hospitals' requirement for discharge planning by limiting the most obvious site for continued treatment, which would be the onsite LTCH, and they believe that our proposed policy will encroach upon the responsibility of the QIOs to determine whether or not a case meets the standard of medical necessity.

*Response:* We do not agree with the commenters that the proposed policies in any way undermine the discharge planning function at the acute care hospital, set forth in § 482.43, or affect the involvement of QIOs in medical review at § 412.508. First of all, we must assert that the 25 percent test (which as a result of the changes in this final notice, for some hospitals, will actually be higher than 25 percent) does not set a cap or quota on the number of patients from the host hospital that the LTCH is permitted to admit. We are establishing payment policy based on a policy rationale first established in the September 1, 1994 final rule for the IPPS (59 FR 45390) wherein we stated that "the extent to which a facility accepts patients from outside sources can be an important indicator of its status as a separate facility, not merely a unit of another hospital." As noted elsewhere in these responses, we have revised existing regulations to specify a new standard solely for the purpose of determining appropriate Medicare payments. Accordingly, the finalized policy is a change only to payment policy and should not directly impact discharge planning. Under § 482.43 " \* \* \* [a] hospital must have in effect a discharge planning process that applies to all patients." Paragraph (b)(3) of this regulation specifies that "[T]he discharge planning evaluation must include an evaluation of the likelihood of a patient needing post-hospital services and of the availability of the services." (emphasis added.) Although we expect that the financial implications of the payment policy adjustments that we are finalizing may be factored into determinations of whether or not a particular post-acute provider is willing to admit a specific patient, there are additional factors that could typically affect the "availability of

services" (that is, the decision by the post-acute provider about whether to admit the patient in question). These factors include available bed space or ongoing compliance with regulations specific to each provider-type, such as the need for a LTCH to annually meet its greater than 25-day average length of stay requirements. Therefore, in light of the factors that must be considered by a post-acute hospital, we believe that rather than undermining the discharge planning process, the payment policy for LTCH HwHs or satellites that we are finalizing in this notice may join other issues that generally would be evaluated prior to accepting a patient from another hospital.

In response to the commenters' assertions that our proposed regulations undermine the role of QIOs as a vehicle to identify and prevent inappropriate utilization of LTCH HwHs or satellites, we note that, despite the importance of QIO activities in specific case review, and identification of treatment trends, we do not believe that, at least presently, the involvement of QIOs would be effective in dealing with problems of inappropriate payments for patients admitted to the LTCH HwH or satellite from the host hospital since so few discharges are actually subjected to QIO review.

*Comment:* We received a comment from an organization representing fiscal intermediaries requesting further information on implementation procedures should the proposed policies be finalized. In particular, there were questions about implementing on a systems level any of the three options proposed under the proposed 25 percent rule. The commenter suggests that we base payments for LTCH HwHs on one methodology for all Medicare patients, regardless of source of referral and therefore supports the option by which if the percentage of patients that a LTCH receives from its acute care hospital host exceeds 25 percent that the LTCH will no longer be paid as an excluded hospital. Another comment from an industry association urged us to subject any procedure by which a fiscal intermediary would evaluate compliance with a 25 percent test to public comment, because the commenter believes that our " \* \* \* proposals are too vague and complicated for public comment at this time."

*Response:* Although we understand that establishing a "bright-line" policy whereby if hospitals fail the 25 percent (or the applicable percentage) test they would not be paid as excluded hospitals, is technically less complicated for fiscal intermediaries,

we believe that the policy that we have established appropriately addresses our policy concerns and is also equitable to those LTCHs that exist as LTCH HwHs or satellites and their host hospitals. We further believe that as discussed earlier in this preamble, there are ample systems-wide precedents (for example, transfer policy under the IPPS) for the type of policy adjustments that we are finalizing. Finally, the systems procedures that we establish in order to implement our policies are communicated in program memoranda that we will issue to our fiscal intermediaries following the October 1 effective date of the final rule and are not subject to notice and comment rule-making.

*Comment:* The majority of those commenters who disagreed with any of the specifics of our proposed policies for HwHs acknowledged our concerns about the unprecedented growth in the number of LTCH HwHs and the potential for inappropriate discharging of Medicare patients from the host hospitals to the LTCH HwH. Several commenters commended us for our "efforts to identify systemic abuses and to make policy changes that will result in cost savings." A number of commenters believe that our concern goes back to the broader issue which is that, presently, there is no clear and enforceable definition of LTCHs on a facility level and there are no appropriate medical standards for patient admission or retention. Moreover, there is no established criteria for what would constitute an appropriate discharge pattern from an acute care hospital to an on-site LTCH. Three commenters claim that our proposed policy does not address underlying issues of payment for an inappropriate level of care. There was significant concurrence among the majority of commenters, regardless of the degree to which they either endorsed or disagreed with our proposed policies, that we should study admission, discharge, and treatment patterns between acute care hospitals and all LTCHs, co-located or free-standing, and establish facility-level and patient criteria that could lead to criteria for "certification" as recommended by MedPAC in its June 2004 Report to the Congress. (Several commenters noted that one LTCH industry group has established a set of admission standards already being used by its member LTCHs.) Two commenters further encouraged us to establish a workgroup in collaboration with the Congress, providers, industry groups, and other

interested parties to explore these issues.

*Response:* We thank the commenters for agreeing with our concerns regarding the unprecedented growth in the number of LTCH HwHs the potential for inappropriate patient shifting between host hospitals and LTCH HwHs, and significantly, our efforts to identify abuses that threaten the viability of the Medicare Trust Fund. We agree with commenters that it may be worthwhile to examine patient and facility issues. Further examining of these issues may be beneficial in establishing the most effective and cost-efficient utilization of LTCHs and in assuring that Medicare beneficiaries receive the appropriate level of treatment and care in that setting. We continue to believe, however, that the policies that we have revised in this final notice are an appropriate response to concerns about Medicare payments to host hospitals and LTCH HwHs or satellites expressed throughout this preamble.

We also endorse the widespread enthusiastic industry support garnered by the recommendations in MedPAC's June 2004 Report to the Congress on "Defining long-term care hospitals." Although we continue to believe that the policy revisions regarding payments for patients from host hospitals to LTCH HwHs or satellites are necessary and appropriate to address the immediate problem we have identified with LTCH HwHs or satellites, which is underscored by the recent growth in those facilities, we believe that MedPAC has definitely identified the most significant issues for Medicare regarding payment policy for LTCHs, in general. We intend to address MedPAC's suggestions in a more thorough evaluation and discussion of the issues MedPAC has raised, in future **Federal Register** publications updating the next year's LTCH PPS. We further believe that MedPAC's June 2004 Report to the Congress has made a substantial contribution to a frank and fair exchange on issues dealing with payments to LTCHs. We wish to commend the Commission on a level of analysis that helped focus CMS on the growth in LTCH HwHs.

We are also aware that versions of admission criteria for LTCHs have been produced and have heard that some LTCHs have begun to use them. In response to the two commenters who urged us to convene a workgroup made up of providers, industry groups, and the Congress, we value our frequent contacts with all of these groups and will determine whether we will convene this group in the future.

We are finalizing revisions to separateness and control regulations at § 412.22(e) and adding new regulation at § 412.534, Special payment provisions for long-term care hospitals within hospitals.

Effective for cost reporting periods beginning on or after October 1, 2004, we are limiting the finalized policy revisions to addressing LTCH HwHs and also satellites of LTCHs (either LTCH HwH or free-standing). The policies will also be applicable for any type of host, including an IRF. We are finalizing policy to eliminate the existing three "Performance of basic hospital functions" options under existing § 412.22(e)(5) for qualifying as a LTCH HwH (the 15 percent rule and the basic functions test, and the 75/25 test). If a LTCH HwH meets existing separateness and control of administrative and medical governance provisions at § 412.22(e)(1) through (e)(4), payment will be made under the LTCH PPS as specified in § 412.534. Under § 412.534, if a LTCHs or satellite's discharges admitted from its host hospital exceed 25 percent (or the applicable percentage) of its discharges for the LTCH HwHs or satellite's cost reporting period, an adjusted payment will be made of the lesser of the otherwise full payment under the LTCH PPS and an amount that would be equivalent to what Medicare would otherwise pay under the IPPS. In determining whether a hospital meets this percent test, patients transferred from the host hospital that have already qualified for outlier payments at the host would not count as part of the host 25 percent (or the applicable percentage) and the payment for those patients would also not be subject to the adjustment. Those patients would be eligible for full payment under the LTCH PPS. (Discharges admitted from the host before the LTCH crosses the 25 percent (or the applicable percentage) threshold would be paid without the adjustment under the LTCH PPS.)

We are also finalizing additional adjustments to the 25 percent policy for specific circumstances. For rural acute care hospitals with LTCH HwHs or satellites, instead of the 25 percent criterion, the majority, (that is, 50 percent or more) of the discharges would have to be from the hospitals other than the host. In addition, in determining the percentage of discharges admitted from the host, any patient that had been a Medicare outlier at the host and then admitted to the LTCH HwH or satellite would be considered as if they were admitted from a non-host hospital. For urban single or MSA dominant hospitals, we

would allow the LTCH HwH or satellite to discharge patients admitted from the host up to the host's percentage of total Medicare discharges in the MSA for like hospitals. We would apply a floor of 25 percent and a ceiling of more than 50 percent to this variation. In addition, in determining the percentage of patients admitted from the host, any patient that had been Medicare outliers at the host and then admitted to the LTCH HwH or satellite would be considered as if they were admitted from a non-host hospital.

We are finalizing a 4-year phase-in of this policy for existing LTCH HwHs and satellites and also for LTCHs-under-formation that satisfy the following two-prong requirement: On or before October 1, 2004 they have certification as acute care hospitals, under Part 489; and before October 1, 2005 designation as a LTCH. For cost reporting periods beginning on or after October 1, 2004 and before October 1, 2005 these hospitals will be grandfathered, with the first year as a "hold harmless" followed by a percentage transition over the 3 years beginning in FY 2006. Grandfathered LTCH HwHs will need to continue to meet the existing separateness criteria at § 412.22(e) which includes compliance with either paragraph (e)(5)(i), (ii), or (iii) for that first cost reporting period. We are requiring that even for grandfathered facilities, for cost reporting periods beginning on or after October 1, 2004 and before October 1, 2005, the percentage of discharges admitted from the host hospital may not exceed the percentage of discharges admitted from the host hospital in its FY 2004 cost reporting period, which we have chosen since we are implementing the revised policy for cost reporting periods beginning on or after October 1, 2004 (FY 2005). We are establishing a transition percentage threshold for the percentage of discharges that may be admitted from the host before the payment adjustment applies to the discharge that were admitted from the host in excess of the threshold. After the first grandfathered cost reporting period, these LTCH HwHs and satellites will be required to meet a percentage transition over the 3 years beginning in FY 2006. For the second year (cost reporting periods beginning on or after October 1, 2005, but before October 1, 2006) the percentage of the threshold will be the lesser of the percentage of their admissions from their host for their cost reporting period beginning on or after October 1, 2003 or 75 percent. For the third year (cost reporting periods beginning on or after October 1, 2006, but before October 1, 2007), the

percentage of the threshold will be the lesser of the percentage of their discharges admitted from their host for their cost reporting period beginning on or after October 1, 2003 or 50 percent, and for cost reporting periods beginning on or after October 1, 2007, the percentage threshold will be 25 percent or the applicable percentage.

**Technical Change.** In § 412.22(e) of our regulations, we refer to a hospital-within-a-hospital as a hospital that "occupies space in a building also used by another hospital, or in one or more entire buildings located on the same campus as buildings used by another hospital" (emphasis added). The reference to "entire" buildings is incorrect. We should have referred to "separate" buildings. Therefore, in the May 18, 2004 proposed rule, we proposed to correct this error.

### C. Critical Access Hospitals (CAHs)

#### 1. Background

Section 1820 of the Act provides for the establishment of Medicare Rural Hospital Flexibility Programs, under which individual States may designate certain facilities as critical access hospitals (CAHs). Facilities that are so designated and meet the CAH conditions of participation in 42 CFR Part 485, Subpart F, will be certified as CAHs by CMS. Regulations governing payments to CAHs for services to Medicare beneficiaries are located in 42 CFR Part 413.

#### 2. Payment Amounts for CAH Services (Section 405(a) of Public Law 108-173 and §§ 413.70 and 413.114 of the Regulations)

Prior to the enactment of Public Law 108-173, section 1814(l) of the Act provides that the Medicare payment amount for inpatient services furnished by a CAH is the reasonable costs of the CAH in providing the services. Section 1834(g)(1) of the Act provides that the Medicare amount of payment for outpatient services furnished by a CAH is also made on a reasonable cost basis, unless the CAH makes an election, under section 1834(g) of the Act, to receive a payment amount that is the sum of the reasonable cost of hospital outpatient facility services plus 115 percent of the amount otherwise paid for professional services. Section 1883(a)(3) of the Act provides for payment to a CAH for covered skilled nursing facility services furnished under an agreement entered into under section 1883 of the Act on the basis of the reasonable costs of such services. Regulations implementing these provisions are set forth in § 413.70(a),

for inpatient CAH services; in § 413.70(b), for payment under the standard method for the reasonable costs of facility services, and outpatient CAH services; in § 413.70(b)(3), for the optional method of payment for outpatient services (reasonable costs for facility services plus fee schedule for professional services); and in § 413.114, for SNF services of a CAH with a swing-bed agreement.

Section 405(a) of Public Law 108-173 amended sections 1814(l), 1834(g)(1), and 1883(a)(3) of the Act to provide that, effective for services furnished during cost reporting periods beginning on or after January 1, 2004, the amount of the payment for inpatient, outpatient, and SNF services, respectively, furnished by a CAH is equal to 101 percent of the reasonable cost of the CAH in providing these services.

In the May 18, 2004 proposed rule (69 FR 28327-28328), we proposed to revise §§ 413.70(a)(1), (b)(2), and (b)(3) and § 413.114 of our regulations to incorporate the change in the payment percentage made by section 405(a) of Public Law 108-173. We also proposed to make a technical correction to § 413.70(b)(2)(i) to remove paragraphs (b)(2)(i)(C) and (D). We proposed to delete these paragraphs to conform the regulations to provisions of the outpatient hospital PPS.

We note that in the IPPS final rule published in the *Federal Register* on August 1, 2001 (66 FR 39936), we added a new paragraph (a)(1)(iv) to § 413.70. However, when the change was incorporated into the Code of Federal Regulations, paragraphs (a)(1)(i), (a)(1)(ii), and (a)(1)(iii) were inadvertently omitted. Our proposed revision of § 413.70(a)(1) would correct the omission of these three paragraphs.

We did not receive any public comments on our proposals. Accordingly, in this final rule, we are adopting the proposals as final without modification.

#### 3. Condition for Application of Special Professional Service Payment Adjustment (Section 405(d) of Public Law 108-173 and § 413.70(b) of the Regulations)

As stated earlier, section 1834(g) of the Act provides for two methods of payment for outpatient CAH services. Under the provisions of section 1834(g) of the Act, a CAH will be paid under a reasonable cost method unless it elects payment under an optional method. Under the reasonable cost payment method, facility services are paid on a reasonable cost payment basis by the fiscal intermediary to the CAH, and physician and other professional

services to CAH outpatients are paid for under the physician fee schedule, with payments being made by the carrier. Under the optional method (frequently referred to as "method 2"), CAHs submit bills for both facility and professional services to the fiscal intermediary. If a CAH elects the optional method of billing for outpatient services, Medicare payment for its facility services are made at the same level as would apply under the reasonable cost reimbursement method, but services of professionals to outpatients are paid for at 115 percent of the amounts that would otherwise be paid for under the physician fee schedule. To make the optional method election feasible and to help prevent possible duplicate billing, we require practitioners furnishing services to outpatients of a CAH to agree to reassign to the CAH their rights to bill the Medicare program for those services.

Existing regulations at § 413.70(b) set forth these payment options and specify that an election of the optional method, once made for a cost reporting period, remains in effect for all of that period and applies to all services furnished to CAH outpatients during that period. This means that, under existing regulations, a CAH may elect the optional method payment only if all of its practitioners agree to reassign their billing rights for outpatient services to the CAH.

Section 405(d)(1) of Public Law 108-173 amended section 1834(g)(2) of the Act by adding a sentence after paragraph (B) to specify that the Secretary may not require, as a condition for a CAH to make an election of the optional method of payment, that each physician or other practitioner providing professional services in the CAH must assign billing rights with respect to the services. However, the optional payment method does not apply to those physicians and practitioners who have not assigned such billing rights. In other words, section 405(d) of Public Law 108-173 amended the Medicare law to authorize CAHs to elect the optional payment method even if some practitioners do not reassign to the CAH their rights to bill for professional services to CAH outpatients. However, it also specifies that the 15-percent increase in payment for those services is not available for professional services for which billing rights are not reassigned to the CAH.

The provisions of section 405(d)(1) of Public Law 108-173 are effective for cost reporting periods beginning on or after July 1, 2004. However, section 405(d)(2)(B) of Public Law 108-173 also states, in a special rule of application,

that in the case of a CAH that made an election before November 1, 2003, the provisions of section 405(d)(1) of Public Law 108-173 are effective for cost reporting periods beginning on or after July 1, 2001.

Consistent with section 405(d)(2)(B) of Public Law 108-173, we do not intend to attempt recovery of certain amounts paid improperly in the past to CAHs for professional services that the CAHs billed under the optional payment method, even though the CAHs had not obtained reassignments of billing rights from all physicians and other practitioners furnishing professional services to their outpatients, as required by § 413.70 as in effect at that time. However, in the May 18, 2004 proposed rule (69 FR 28328), we proposed to clarify that the special rule of application in section 405(d)(2)(B) of Public Law 108-173 is not to be interpreted to permit a CAH to obtain payment under the optional payment method for any cost reporting period based on an election made for a prior period or on an optional payment method election that was withdrawn or revoked prior to the start of the cost reporting period for which it was made.

To illustrate the application of section 405(d)(2)(B) of Public Law 108-173, assume that on October 1, 2002, a CAH elected method 2 for its cost reporting period starting on January 1, 2003, but did not obtain reassignments from all physicians treating its outpatients, as required by regulations in effect at that time. Under section 405(d)(2)(B) of Public Law 108-173, CMS would not recover any amounts from the CAH for payments for services furnished during that cost reporting period (January 1, 2003, through December 31, 2004) that are attributable to that election, even though the election was inappropriate based on the regulations that were in effect at the time it was made. Assume further that the same CAH recognized its error and did not make a method 2 election for its cost reporting period beginning January 1, 2004, thus receiving payment under method 1. The fact that the election of October 1, 2002, was made prior to November 1, 2003, is not material in this case and cannot be interpreted to justify method 2 payment for the cost reporting period beginning January 1, 2004, because that method 2 election related to an earlier cost reporting period and not to the cost reporting period beginning January 1, 2004. The same result would occur if the CAH had elected method 2 on October 1, 2003, but subsequently revoked that election on October 15, 2004.

In the proposed rule, we proposed to revise § 413.70(b)(3)(i) to reflect the changes made by section 405(d) of Public Law 108-173. We proposed to specify in § 413.70(b)(3)(i) that a CAH may elect to be paid for outpatient services in any cost reporting period beginning on or after July 1, 2004, under the method described in §§ 413.70(b)(3)(ii) and (b)(3)(iii). In § 413.70(b)(3)(i)(A), we proposed to clarify that such an election is to be made at least 30 days before the start of the cost reporting period for which the election is made. In § 413.70(b)(3)(i)(B), we proposed to specify that the provision applies to all services furnished to outpatients during that cost reporting period by a physician or other practitioner who has reassigned his or her rights to bill for those services to the CAH in accordance with the reassignment regulations under 42 CFR Part 424, Subpart F. In that paragraph, we also proposed to specify that if a physician or other practitioner does not reassign his or her billing rights to the CAH in accordance with 42 CFR Part 424, Subpart F, payment for the physician's or practitioner's services to CAH outpatients will be made on a fee schedule or other applicable basis specified in 42 CFR Part 414, Subpart B. We also proposed to add a new paragraph (C) to § 413.70(b)(3)(i) to state that, in case of a CAH that made an election under § 413.70(b)(3) before November 1, 2003, for a cost reporting period beginning before December 1, 2004, the rules in paragraph (b)(3)(i)(B) are effective for cost reporting periods beginning on or after July 1, 2001. In addition, we proposed in § 413.70(b)(3)(i)(B) to clarify that an election for the optional method would be effective only for any cost reporting period for which it was made and does not apply to an election that was withdrawn or revoked before the start of the cost reporting period for which it was made.

We did not receive any public comments on our proposals. Accordingly, in this final rule, we are adopting the proposals as final without modification.

#### 4. Coverage of Costs for Certain Emergency Room On-Call Providers (Section 405(b) of Public Law 108-173 and §§ 413.70(b)(4) and 485.618 of the Regulations)

Under existing regulations at § 413.70(b)(4), which implement section 1834(g)(5) of the Act, Medicare payments to a CAH may include the costs of compensation and related costs of on-call emergency room physicians who are not present on the premises of

a CAH, are not otherwise furnishing services, and are not on-call at any other provider or facility when determining the reasonable cost of outpatient CAH services. Section 405(b) of Public Law 108-173 amended section 1834(g)(5) of the Act to expand the reimbursement to a CAH of compensation costs for on-call emergency room providers beyond physicians to include physician assistants, nurse practitioners, and clinical nurse specialists for the costs associated with covered Medicare services furnished on or after January 1, 2005.

In the May 18, 2004 proposed rule (69 FR 28329), we proposed to revise § 413.70(b)(4)(i) and (ii) to include the expanded list of emergency room on-call providers for whom reimbursement for reasonable compensation and related costs in a CAH would be available. We also proposed to make a conforming change to § 485.618(d) governing the standard for emergency room personnel who are on call under the CAH conditions of participation.

*Comment:* One commenter recommended that the proposed change to § 485.618(d), under which a clinical nurse specialist is added to the list of practitioners who may be on call to provide emergency services to CAH patients, be revised by adding a comma after the phrase "clinical nurse specialist." The commenter believed this change will help to clarify that all practitioners who have on-call responsibilities, and not only clinical nurse specialties, should have training or experience in emergency care.

*Response:* We agree and have made this change to § 485.618(d) and a conforming change to § 413.70(b)(4)(ii)(B) in this final rule.

Accordingly, in this final rule, we are adopting the proposed changes to § 485.618(d) as final with one further technical change, as discussed above, to clarify that all practitioners who have on-call responsibilities should have training or experience in emergency care.

#### 5. Authorization of Periodic Interim Payments for CAHs (Section 405(c) of Public Law 108-173 and Proposed §§ 413.64(h)(2)(vi) and 413.70(d) of the Regulations)

Section 1815(e)(2) of the Act provides that payments may be made on a periodic interim payment (PIP) basis for specified covered Medicare services. Section 405(c)(1) of Public Law 108-173 amended section 1815(e)(2) of the Act by adding a new subsection (E) to provide for payments for inpatient services furnished by CAHs on a PIP basis, effective for payments made on or

after July 1, 2004. Section 405(c)(2) of Public Law 108-173 directs the Secretary to develop alternative methods for the timing of the payments under the PIP method.

We have already established in existing regulations under § 413.64(h) provisions for making payments under the PIP method to providers for certain Medicare covered services. The principles and rules of § 413.64 have been incorporated into regulations governing payment on a PIP basis to acute care IPPS hospitals as well as to other providers, such as SNFs and LTCHs, that are paid on a prospective basis. We believe these principles and rules could be equally applied to CAHs. Therefore, in the May 18, 2004 proposed rule (69 FR 28329), to implement the provisions of section 405(c) of Public Law 108-173, we proposed to add a new § 413.64(h)(2)(vi) to specify inpatient services furnished by CAHs as an additional type of covered service for which PIP is available, effective for payments made on or after July 1, 2004.

It has been our longstanding policy under § 413.64(h)(6) that payment will be made biweekly under the PIP method, unless the provider requests a longer fixed interval (not to exceed 1 month) between payments. We believe that this provision grants adequate flexibility for the timing of payments under the PIP method to all qualifying providers, including CAHs. Under the proposed policy for CAHs, if a CAH chooses to receive its payments less frequently than biweekly, it could inform its Medicare fiscal intermediary. Section 413.64(h)(6) does not provide for the payments to be made more frequently than biweekly to providers for which PIP is currently available. We believe this is equally appropriate for the payments for inpatient services furnished by CAHs.

In summary, we proposed to apply the same rules and procedures for payments under the PIP method that we apply to acute care hospitals and certain other Medicare providers. Therefore, CAHs, in applying for and receiving payments for inpatient services under the PIP provision, would be operating under the same rules as other providers for which PIP is available under § 413.64(h), including the flexibility discussed above of the timing of their payments as provided for under § 413.64(h)(6). We also proposed to establish a new paragraph (d) under § 413.70 to provide that, for payments on or after July 1, 2004, a CAH may elect to receive PIP for inpatient services furnished by CAHs, subject to the provisions of § 413.64(h). The new § 413.70(d) summarizes the application

of the PIP provisions under § 413.64(h)(6) for CAH inpatient services and notes the availability of accelerated payments for CAHs that are not receiving PIPs.

*Comment:* Two commenters noted that section 405(c) of Public Law 108-173 provides that PIP for CAHs applies to payments made on or after July 1, 2004. One commenter believed that the new paragraph (d) under § 413.70 providing for PIP for CAHs "subject to the provisions of § 413.64(h)" suggests that payment of PIP would be for cost reports beginning on or after July 1, 2004. The commenters stated that some fiscal intermediaries have indicated that existing CAH facilities will not be able to receive PIP until the start of their first cost reporting period beginning on or after July 1, 2004 and that a CMS regional office has provided direction that the election of PIP is limited to the beginning of a CAH cost reporting period. The commenters asked CMS to clarify that qualifying CAHs are eligible for PIP, effective for payments made on or after July 1, 2004, not for cost reports beginning on or after that date.

*Response:* Qualifying CAHs are eligible for PIP for payments made on or after July 1, 2004. New § 413.64(h)(2)(vi) specifies that for inpatient CAH services furnished by a CAH, PIP is available for qualifying CAHs, effective for payments made on or after July 1, 2004. New § 413.70(d) also provides that a CAH may elect to receive PIP effective for payments made on or after July 1, 2004. Section 413.64(h)(3) has long provided that a provider that establishes to the satisfaction of its fiscal intermediary that it meets the requirements to receive PIP may elect to receive PIP, beginning with the first month after its request that the fiscal intermediary finds administratively feasible. This provision provides fiscal intermediaries some flexibility in beginning PIP for a provider, but we expect that fiscal intermediaries will begin PIP for providers, including CAHs, within a reasonable period of time after the fiscal intermediary has determined that the provider qualifies for PIP.

*Comment:* One commenter indicated that some fiscal intermediaries have interpreted the regulations at § 413.64(h) that a new CAH cannot receive PIP until at least one CAH cost report has been filed. Another commenter indicated that one CMS regional office has suggested that PIP is only available to those CAHs that have at least one full 12-month cost report under cost-based reimbursement.

*Response:* Section 413.64(h)(3)(ii) has long contained the requirement that, to qualify for PIP, the provider has filed at least one completed Medicare cost

report accepted by the fiscal intermediary as providing an accurate basis for computation of payment. However, the requirement contains an exception in the case of a provider requesting payment under PIP upon first entering the Medicare program. Therefore, a new CAH to the Medicare program need not have filed a cost report to be able to qualify for PIP. However, in the absence of a completed cost report, the fiscal intermediary must have other information in order to satisfy itself that it can make accurate PIP payments. A provider without a completed cost report needs to supply all information that the fiscal intermediary requests in order for the intermediary to make its determination as to whether it can make accurate payments to the provider under the PIP method. Section 413.64(h)(5) provides that approval of PIP is conditioned upon the intermediary's best judgment as to whether accurate payments can be made under the PIP method. Therefore, if the fiscal intermediary is satisfied with the information it has received that it can make accurate payments under the PIP method, it will approve PIP for the provider. If the fiscal intermediary is not satisfied that it can make accurate payments, it is not to approve PIP for the provider.

A CAH need not have at least one full 12-month cost report under cost-based reimbursement to qualify for PIP. However, as discussed above, a fiscal intermediary is not to approve PIP unless it is satisfied that PIP will result in accurate payments. For a provider without a full 12-month cost report under cost reimbursement, the fiscal intermediary may request additional information from the provider in order to assure itself that it can make accurate payment to the provider under PIP. If the fiscal intermediary is satisfied with the information it has received that it can make accurate payments under the PIP method, it will approve PIP for the provider. If the fiscal intermediary is not satisfied, it is not to approve PIP for the provider.

After careful consideration of the comments received, we do not believe any changes are necessary, and we are adopting our proposal as final without modification.

*Technical Changes to § 413.64.* In the May 18, 2004 proposed rule, we proposed to use this opportunity to remove §§ 413.64(h)(3)(iv) and 413.64(h)(4), which contain an outdated requirement that a provider must repay any outstanding current financing payments before being permitted to be paid under the PIP method. Current financing payments have not been

available since 1973. We did not receive any public comments on this proposed technical change. Therefore, we are adopting it as final.

**6. Revision of the Bed Limit for CAHs** (Section 405(e) of Pub. L. 108-173 and §§ 485.620(a) and 485.645(a)(2) of the Regulations)

Prior to the enactment of Public Law 108-173, sections 1820(c)(2)(B)(iii) and 1820(f) of the Act restricted CAHs to 15 acute care beds and a total of 25 beds if the CAH had been granted swing-bed approval. The number of beds used at any time for acute care inpatient services could not exceed 15 beds.

Section 405(e) of Public Law 108-173 amended sections 1820(c)(2)(B)(iii) and 1820(f) of the Act to allow CAHs a maximum of 25 acute care beds for inpatient services, regardless of the swing-bed approval. This amendment is effective on January 1, 2004 and applies to CAHs designated before, on, or after this date. However, section 405(e)(3) of Public Law 108-173 also notes that any election made in accordance with the regulations promulgated to carry out the bed size amendments only applies prospectively.

We implemented this provision via a survey and certification letter on January 1, 2004. (See Survey and Certification Letter No. 0414, issued December 11, 2003.) Effective January 1, 2004, this provision allows any currently participating CAH, or applicant for CAH approval, to maintain up to 25 inpatient beds. If swing-bed approval has been granted, all 25 beds can be used interchangeably for acute care or swing-bed services. However, no CAH will be considered to have had 25 acute care beds prior to January 1, 2004. In the May 18, 2004 proposed rule (69 FR 28329), we proposed to amend our regulations at §§ 485.620(a) and 485.645(a)(2) to reflect the increase in the number of beds permitted in a CAH, in accordance with the amendments made by section 405(e) of Public Law 108-173.

We received no comments within the scope of this proposal and, in this final rule, we are adopting as final, without modification, our proposed amendments to §§ 485.620(a) and 485.645(a)(2) to reflect the increase in the number of beds to 25 permitted in a CAH, in accordance with the amendments made by section 405(e) of Public Law 108-173.

**7. Authority to Establish Psychiatric and Rehabilitation Distinct Part Units of CAHs** (Section 405(g)(1) of Pub. L. 108-173 and New § 485.646 of the Regulations)

As stated earlier, sections 1820(c)(2)(B) and 1861(mm) of the Act set forth the criteria for designating a CAH. Under this authority, the Secretary has established in regulations the minimum requirements a CAH must meet to participate in Medicare (42 CFR Part 485, Subpart F). The CAH designation is targeted to small rural hospitals with a low patient census and short patient stays.

Under the law in effect prior to Public Law 108-173, CAHs are excluded from operating distinct part units (that is, separate sections of hospitals that are dedicated to providing inpatient rehabilitation or psychiatric care and are paid under payment methods different from those used for the acute care areas of the hospitals). The statute (section 1886(d)(1)(B) of the Act) and implementing regulations under 42 CFR Part 412, Subpart B require distinct part units to be units of "subsection (d) hospitals," which are hospitals paid under the IPPS. Because CAHs are not "subsection (d) hospitals" paid under IPPS, but instead are paid for inpatient care on a reasonable cost basis under section 1814(l) of the Act, they are effectively prohibited from having distinct part units.

Section 405(g)(1) of Public Law 108-173 modified the statutory requirements for CAHs under section 1814(l) and section 1820(c)(2) of the Act to allow CAHs to establish distinct part rehabilitation and psychiatric units of up to 10 beds each, which will not be included in the revised total 25 CAH bed count under section 405(e) of Public Law 108-173 (discussed in detail in section VI.D.6. of this preamble). In addition, as explained more fully below, the average 96-hour stay does not apply to the 10 beds in the distinct part units and inpatient admissions; days of inpatient care in these distinct part units are not taken into account in determining the facility's compliance with the requirement for a facility-wide average length of stay that does not exceed 96 hours.

Section 405(g)(1) of Public Law 108-173 provides under section 1820(c)(2)(E)(i) of the Act that a distinct part rehabilitation or psychiatric unit of a CAH must meet the conditions of participation that would otherwise apply to the distinct part unit of a hospital if the distinct part unit were established by a subsection (d) hospital in accordance with the matter following

clause (v) of section 1886(d)(1)(B) of the Act, including any applicable regulations adopted by the Secretary. CAHs will now be permitted to operate distinct-part psychiatric and rehabilitation units, and it is clear that the law, consistent with this change, requires the same level of health and safety protection for patients in distinct part units of a CAH that is currently required for patients in distinct part units operated by an acute care hospital. The amendments to section 405(g)(1) Public Law 108-173 are effective for the cost reporting periods beginning on or after October 1, 2004.

As CAHs were excluded from operating distinct part units prior to the enactment of section 405(g) Public Law 108-173, the CAH conditions of participation did not address the necessary requirements and standards for operating such units. As noted previously, section 1820(c)(2)(E)(i) of the Act makes it clear that the requirements, including conditions of participation, for operating these units in a CAH are to be the same as is currently required for these units operated by an acute care hospital. Accordingly, we proposed that, in accordance with the requirements of section 405(g) Public Law 108-173, a rehabilitation or psychiatric distinct part unit of a CAH must meet all of the hospital conditions of participation at 42 CFR Part 482, Subparts A, B, C, and D and the criteria for exclusion from the IPPS at 42 CFR Part 412 as described below. These requirements will only apply to the services provided in the distinct part unit of a CAH and not the entire CAH.

Currently, psychiatric distinct part units of hospitals are subject to specific Medicare regulations established in 42 CFR 412.27 regarding the types of patients admitted, the scope of services furnished, and the qualifications of staff. For example, psychiatric distinct part units may admit only patients whose condition requires inpatient hospital care for a psychiatric principal diagnosis. The regulations at § 412.27(b) further requires a hospital that wishes to establish a psychiatric distinct part unit to furnish, through the use of qualified personnel, psychological services, social work services, psychiatric nursing, and occupational and recreational therapy. The hospital must maintain medical records for the unit that permit determination of the degree and intensity of services provided to individuals treated in the unit. Inpatient psychiatric services must be under the supervision of a clinical director, service chief, or equivalent who is qualified to provide the leadership

required for an intensive treatment program, and who is board certified in psychiatry (42 CFR 412.27(d)(2)). The distinct part unit must have a director of social services, a qualified director of psychiatric nursing services who is a registered nurse with a master's degree in psychiatric or mental health nursing, or its equivalent from an accredited school of nursing, or is qualified by education and experience in the care of individuals with mental illness. There must also be an adequate number of registered nurses to provide 24-hour coverage as well as licensed practical nurses and mental health workers. These and other applicable requirements are set forth in greater detail in § 412.27.

Rehabilitation distinct part units of hospitals are currently subject to criteria in 42 CFR 412.29. This section specifies that such a unit must meet either the requirements for new units (§ 412.30(a)) or those for existing units (§ 412.30(c)). In addition, the units must furnish through qualified personnel rehabilitation nursing, physical and occupational therapy, and, as needed, speech therapy and social services or psychological services, and orthotics and prosthetics. The unit must have a director of rehabilitation services who is trained or experienced in medical management of inpatients who require rehabilitation services and is a doctor of medicine or a doctor of osteopathy. Rehabilitation distinct part units may treat only patients likely to benefit significantly from an intensive inpatient program, utilizing services such as physical, occupational, or speech therapy. These and other applicable requirements are set forth in greater detail in § 412.29 and § 412.30.

To implement the requirements of section 1820(c)(2)(E)(i) of the Act, as added by section 405(g)(1) of Public Law 108-173, in the May 18, 2004 proposed rule (69 FR 28330), we proposed to add a new § 485.647 to 42 CFR Part 485, Subpart F. In proposed § 485.647(a)(1), we proposed to specify that if a CAH provides inpatient psychiatric services in a distinct part unit, the services provided in that unit must comply with the hospital requirements specified in Subparts A, B, C, and D of Part 482, with the common requirements for IPPS-excluded units in § 412.25(a)(2) through (f), and with the additional requirements of § 412.27 for psychiatric units excluded from the IPPS. In proposed § 485.647(a)(2), we proposed to specify that if a CAH provides inpatient rehabilitation services in a distinct part unit, the services provided in that unit must comply with the hospital requirements

specified in Subparts A, B, C, and D of Part 482, with the common requirements for IPPS-excluded units in § 412.25(a)(2) through (f), and with the additional requirements of § 412.29 and § 412.30, which relate specifically to rehabilitation units excluded from the IPPS. To provide for consistent application of section 405(g)(1) Public Law 108-173 and avoid any confusion, we also proposed to revise § 412.22, which contains the common requirements for excluded hospital units, to state that, for purposes of 42 CFR Part 412, Subpart B, the term "hospital" includes a CAH.

As noted earlier, sections 1820(c)(2)(E)(ii) and (c)(2)(E)(iii) of the Act, as added by section 405(g)(1) of Public Law 108-173, provide that each distinct part unit of a CAH may have up to 10 beds and that, in determining the number of beds a CAH has for purposes of compliance with the 25-bed limit described earlier, the beds in a distinct part unit are not to be taken into account. We interpret the exclusion of these beds from consideration for purposes of the 25-bed limit as also indicating that the admissions and lengths of stay in distinct part unit beds are not to be considered in determining the facility-wide average length stay of a CAH for purposes of the 96-hour limitation on CAH's average length of inpatient stay. We proposed to codify these rules in paragraphs (b)(1) through (b)(3) of proposed § 485.647.

Section 1820(c)(2)(E)(iv) of the Act, as added by section 405(g)(1) of Public Law 108-173, imposes severe sanctions on CAHs that fail to operate their distinct part units in compliance with applicable requirements. That section states that if a psychiatric or rehabilitation unit of a CAH does not meet the requirements of section 1820(e)(2)(E)(i) of the Act with respect to a cost reporting period, no payment may be made to the CAH for services furnished in that unit for that period. Payment to the CAH for services in the unit may resume only after the CAH unit has demonstrated to CMS that the unit meets the requirement of section 1820(e)(2)(E)(1) of the Act. We proposed to codify this requirement by adding a new paragraph (g) to § 412.25, which contains the common requirements for excluded units.

Section 405(g)(1) of Public Law 108-173 amended section 1814(l) of the Act by adding a new paragraph (2) to that provision. New section 1814(l)(2) of the Act states that, in the case of a distinct-part psychiatric or rehabilitation unit of a CAH, the amount of payment for inpatient CAH services of such a unit is to equal the amount that would be paid

if these services were inpatient hospital services of a psychiatric or rehabilitation unit, respectively, of the kind described in the matter following clause (v) of section 1886(d)(1)(B) of the Act. To implement the requirements of section 1814(1)(2) of the Act, we proposed that, for CAHs that establish rehabilitation or psychiatric distinct part units, or both, in their facility, Medicare payment for inpatient services provided in those units would be made under the applicable existing payment methodology described below for IRFs and IPFs.

Presently, IRFs are paid under a per discharge PPS that became effective for cost reporting periods beginning on or after January 1, 2002. The regulations governing the IRF PPS are located under 42 CFR Part 412, Subpart P (§ 412.600 through § 412.632).

At this time psychiatric hospitals and units that are excluded from the IPPS are paid for their inpatient operating costs on a reasonable cost basis, subject to a hospital-specific limit. However, as required by statute, a per diem PPS for Medicare payments for inpatient hospital services furnished in psychiatric hospitals and units (referred to as inpatient psychiatric facilities (IPFs)) was proposed in the *Federal Register* on November 28, 2003 (68 FR 66920). We are in the process of developing the final rule for this proposed rule. When finalized, the IPF PPS will replace the reasonable cost based payment system currently in effect.

To clarify the requirements of section 1814(1)(2) of the Act regarding payment for inpatient CAH services of a distinct part psychiatric or rehabilitation unit of a CAH, in the May 18, 2004 proposed rule, we proposed to revise the title and first sentence of paragraph (a)(1) of § 413.70, and to add a new paragraph (a)(4) to that section, to clarify that payment for inpatient services of a CAH distinct part unit is not made in accordance with the otherwise applicable rules for payment for inpatient CAH services, but under other rules described in new § 413.70(e). We also proposed in new paragraph § 413.70(e), that payment for inpatient services of distinct part rehabilitation units of CAHs is made in accordance with regulations governing the IRF PPS at 42 CFR Part 412, Subpart F (§ 412.600 through § 412.632). We also proposed to state that payment for inpatient services of distinct part psychiatric units of CAHs is made in accordance with regulations governing IPPS-excluded psychiatric units of hospitals at 42 CFR 413.40.



*Comment:* One commenter expressed concern with the requirement that a CAH must have an "adequate" number of doctors with appropriate qualifications "to provide essential psychiatric services." The commenter was concerned that, due to the small size of CAHs and the limited number of psychiatrists in rural areas, CAHs may hire psychiatrists who spend only a small portion of their time at the CAH. The commenter suggested that we consider requiring clinical directors to devote a specified minimum amount of time to each psychiatric unit they serve to offset the possibility of an inadequate supply of physicians.

*Response:* We believe the clinical director must devote the appropriate amount of time to meet the needs of the patients in the unit. We stated in the proposed rule that CAHs that operate a distinct-part psychiatric unit must comply with the same health and safety requirements as other Medicare-certified acute care hospitals that operate distinct-part psychiatric units. Currently, distinct-part psychiatric units of hospitals are subject to specific Medicare regulations regarding the staff and scope of services for psychiatric inpatient care. In addition to a clinical director, the distinct-part psychiatric unit must have a director of social services, a qualified director of psychiatric nursing services who is a registered nurse with a master's degree in psychiatric or mental health nursing, or its equivalent from an accredited school of nursing, or is qualified by education and experience in the care of individuals with mental illness. We believe that these requirements, and others set forth in greater detail in § 412.27, are required to safeguard the care of individuals in a CAH distinct-part psychiatric unit.

*Comment:* One commenter stated that requiring CAH distinct part psychiatric and rehabilitation units to meet all of the hospital conditions of participation at 42 CFR Part 42, Subparts A, B, C and D will require both the JCAHO and the State survey agencies to conduct two surveys when assessing CAHs. The commenter stated that this requirement would result in a burdensome oversight strategy that would cause CAHs to decide not to add distinct part units.

*Response:* Section 405(g)(1) of Public Law 108-173 states that a distinct-part rehabilitation or psychiatric unit of a CAH must meet the conditions of participation that would otherwise apply to a distinct-part unit of a hospital. Therefore, we believe that it is clear that the Congress wants the same level of health and safety protection for patients in a distinct-part unit operated

by a CAH as those that are currently required for patients in a distinct-part unit operated by an acute care hospital.

Therefore, it will be necessary for a distinct-part psychiatric or rehabilitation unit of a CAH to undergo a survey to demonstrate compliance with the requirements stipulated in the statute. Until a CAH receives approval and a provider number from CMS for any DPUs, the services furnished in those units will not be eligible for Medicare reimbursement. The CAH is not required to furnish such uncompensated services to Medicare beneficiaries prior to its approval.

*Comment:* As previously noted, proposed § 412.25(g) would require denial of payment to a CAH for services of a distinct-part psychiatric or rehabilitation unit of a CAH if that unit does not meet the requirements of proposed § 485.647 with respect to a cost reporting period. Under the proposal, no payment may be made to the CAH for services furnished in that unit for that period. The section further states that payment to the CAH for services in the unit may resume only after the unit has demonstrated to CMS that the unit meets the requirements of § 485.647.

One commenter stated that the rule is unclear as to whether, if a failure to meet proposed § 485.647 is both noted and corrected in the same cost reporting period, would payment resume as soon as the noncompliance is corrected. The commenter recommended that the section be revised to state that payment will be denied only from the date on which the deficiency was noted to the date on which it was corrected.

*Response:* We do not believe that the commenter's recommendation is supported by the statute. As noted above, section 405(g)(1) of Public Law 108-173, states that if a psychiatric or rehabilitation unit of a CAH does not meet the requirements of section 1820(c)(2)(E)(i) of the Act with respect to a cost reporting period, no payment may be made to the CAH for services furnished in that unit for that period. Because the law is so specific on this issue, we do not have the flexibility to resume payment for services of a unit during any part of the same period in which the unit fails to meet applicable requirements of section 1820(c)(2)(E)(i) of the Act, as implemented by the regulations in new § 485.649. On the contrary, the law would permit payment to the CAH for services for such a unit to resume only after the start of the first cost reporting period beginning after the unit has demonstrated to CMS that the unit meets the requirements of § 485.647. We have revised § 412.25(g)

to clarify that. Payment to the CAH for services provided in such a unit may resume only after the start of the first cost reporting period beginning after the unit has demonstrated to CMS that the unit meets the requirements of § 485.647.

Although we considered carefully the comments received regarding distinct-part units of CAHs, we concluded that they did not raise considerations that would require changes to the proposed rule. Therefore, in this final rule, we are adopting as final the proposed amendments to § 413.70(a)(1) and the proposed addition of § 413.70(a)(4), § 413.70(e), and § 485.647 to implement the requirements under section 405(g)(1) of Public Law 108-173 for CAHs to establish and receive payment under Medicare for psychiatric and rehabilitation distinct part units. In the May 18 2004, proposed rule, we proposed to implement this provision under proposed § 485.647. However, the statute would permit payment to the CAH for services of such a unit to resume only after the start of the first cost reporting period beginning after the unit has demonstrated to CMS that the unit meets the requirements of proposed § 485.647. In this final rule, we are revising § 412.25(g) to clarify that payments to the CAH for services provided in such a unit may resume only after the start of the first cost reporting period beginning after the unit has demonstrated to CMS that the unit meets the requirements of § 485.647.

*Comment:* Several commenters questioned how distinct-part unit beds are to be classified in a CAH if the facility had distinct-part unit beds prior to converting to a CAH. The commenters inquired if the distinct-part unit beds will be considered new or converted beds.

*Response:* In order for Medicare to classify a provider as a CAH, the provider must meet specific regulatory requirements. Therefore, we believe a CAH evolved into a different provider classification from the type of provider it was prior to converting to a CAH. Under the statute in effect prior to Public Law 108-173, a CAH was not allowed to establish an inpatient rehabilitation DPU. Section 405(g)(1) of Public Law 108-173 modified the statutory requirements for CAHs under section 1820(c)(2) of the Act to allow a CAH to establish a rehabilitation DPU of up to 10 beds. A CAH that meets all inpatient rehabilitation DPU regulatory requirements, on or after the effective date of this final rule, will be allowed to establish an inpatient rehabilitation DPU whose size does not exceed 10 beds. According to § 412.30(b)(1)(i), a

new unit is a hospital unit that the hospital has not previously sought to exclude from the IPPS. In addition, before the hospital unit may be considered a new unit, § 412.30(b)(1)(ii) of our regulations requires that the hospital have "obtained approval, under State licensure and Medicare certification, for an increase in its hospital bed capacity that is greater than 50 percent of the number of beds in the unit." Because a CAH is a different provider from the entity it was prior to converting to being a CAH, and was not previously allowed to establish an inpatient rehabilitation DPU, a CAH never sought exclusion for any inpatient rehabilitation unit. Therefore, if a CAH establishes an inpatient rehabilitation DPU, that DPU will be considered to be a new unit in accordance with § 412.30(b)(1)(i) of our regulations, as long as the CAH also meets the requirements specified in § 412.30(b)(1)(ii) of our regulations.

*Comment:* One commenter requested that their hospital be grandfathered into the CAH program and be allowed to maintain a 15-bed psychiatric distinct-part unit.

*Response:* We do not have the authority to grandfather a hospital into the CAH program. A facility can be certified as a CAH if the facility is designated as a CAH by the State survey agency or by CMS and found to meet the conditions of participation in 42 CFR Part 485, Subpart F. Regardless, the statute does not allow CAHs to exceed the 10-bed limit for distinct-part units.

We considered carefully the comments received regarding distinct-part units of CAHs. To implement the requirements under section 405(g)(1) of Public Law 108-173 for CAHs to establish and receive payment under Medicare for psychiatric and rehabilitation distinct part units, in this final rule, we are adopting the proposed amendments to § 413.70(a)(1) and the proposed addition of §§ 413.70(a)(4), 413.70(e), and 485.647 as final, with one modification. That is, we are revising § 412.25(g) to clarify that payments to the CAH for services provided in such a unit may resume only after the start of the first cost reporting period beginning after the unit has demonstrated to CMS that the unit meets the requirements of § 485.647.

#### 8. Waiver Authority for Designation of a CAH as a Necessary Provider

Section 405(h) of Public Law 108-173 amended section 1820(c)(B)(i)(II) of the Act by adding language that terminates a State's authority to waive the location requirement for a CAH by designating the CAH as a necessary provider,

effective January 1, 2006. Currently, a CAH is required to be located more than a 35-mile drive (or in the case of mountainous terrain or secondary roads, a 15-mile drive) from a hospital or another CAH, unless the CAH is certified by the State as a necessary provider of health care services to residents in the area. Under this provision, after January 1, 2006, States will no longer be able to designate a CAH based upon a determination that it is a necessary provider of health care.

In addition, section 405(h) of Public Law 108-173 amended section 1820(h) of the Act to include a grandfathering provision for CAHs that are certified as necessary providers prior to January 1, 2006. Under this provision, any CAH that is designated as a necessary provider in its State's rural health plan prior to January 1, 2006, will be permitted to maintain its necessary provider designation.

In the May 18, 2004 proposed rule (69 FR 28331), we proposed to revise our regulations at § 485.610(c) to incorporate the amendments made by section 405(h) of Public Law 108-173.

*Comment:* Commenters were concerned that some hospitals may receive the necessary provider designation by the State before January 1, 2006, but would not have had enough time to complete the State survey and certification process in order to be fully converted to a CAH by January 1, 2006. The commenters recommended that we grandfather a hospital that is certified as a necessary provider by January 1, 2006, as long as that hospital is continuing the process toward conversion to a CAH.

*Response:* Both the preamble and the regulations text concerning this issue in the proposed rule state that a CAH that is designated as a necessary provider in its State's rural health plan as of January 1, 2006, will maintain its necessary provider designation after January 1, 2006. However, in keeping with the clear intent of section 405(h) of Public Law 108-173, if a facility is not a CAH as of January 1, 2006, the ability to be designated as a necessary provider before becoming a CAH will no longer exist after January 1, 2006. Extending the time to allow for such a facility to convert to a CAH would violate this intent. Therefore, we are not accepting these commenters' recommendation.

*Comment:* One commenter stated several CAHs in Nebraska are considering replacing their aged facilities and wanted to know if a CAH could retain its necessary provider status if it relocates. The commenter inquired if the necessary provider status would remain with the provider number

and not be determined by the physical location of the building.

*Response:* There are many factors involved with a relocation of a CAH that may or may not change a CAH's status as a necessary provider. It is not possible to make a statement in this final rule that would apply to all situations. The issue of retaining a necessary provider status after a CAH relocates is a local certification issue that the regional offices will evaluate on a case-by-case basis.

In this final rule, we are adopting as final, without modification, the provisions of § 485.610(c) that incorporates the amendments made by section 405(h) of Public Law 108-173.

#### 9. Payment for Clinical Diagnostic Laboratory Tests

Medicare payment for clinical diagnostic laboratory tests provided to the outpatients of CAHs was established through the regulatory process and published in the *Federal Register* as part of the FY 2004 IPPS final rule (68 FR 45346, August 1, 2003). Payment to a CAH for clinical diagnostic laboratory tests for outpatients is made on a reasonable cost basis only if the individuals for whom the tests are performed are outpatients of the CAH and are physically present at the CAH at the time specimens are collected. Otherwise, payment for these tests is made on a fee schedule basis.

We published this final rule to clarify our policy in this area and ensure that all relevant issues were publicly noted. For reasons which are set forth in detail in the FY 2004 IPPS final rule, we do not agree that providing reasonable cost payment to individuals who are not present at the CAH when the specimen is collected is appropriate. We believe that extending reasonable cost payment in these instances is inconsistent with Medicare law and regulations and duplicates existing coverage. It also creates confusion for beneficiaries and others by blurring the distinction between CAHs and other types of providers (for example, SNFs and HHAs) and increases the costs of providing care to Medicare patients without enhancing either the quality or the availability of that care.

Following publication of the FY 2004 IPPS final rule, we received a number of letters and statements in Open Door Calls indicating that some commenters continue to believe that this policy will impose a hardship on Medicare beneficiaries in rural areas. Several of these commenters argued that it might cause frail elderly nursing home patients to have to be moved to a CAH to have blood drawn or other specimen

collection performed instead of sending a laboratory technician to the patient's bedside for the same purpose. We agree with the commenters that this would not be an appropriate result. However, we would note that there are also alternative ways in which specimen collection and travel are payable under Medicare (for example, the laboratory benefit under Part B or HHAs that have laboratory provider numbers). Therefore, we do not expect beneficiaries to face reduced access to services under this policy.

In response to continuing claims of potential access problems, we invited commenters to submit further, more specific comments that provide specific information on actual, rather than merely potential or anticipated access problems. In response, we received many communications asserting that these problems would occur, but no credible documentation that they actually are occurring. As a result of these responses, we did not propose any further change in policy on this issue in the May 18, 2004 proposed rule (69 FR 28331-28332). We indicated that we would like to renew our request for specific, verifiable documentation as to any actual access problems being generated by this policy, and would review carefully any such documentation we receive to determine whether current policy should be reconsidered.

*Comment:* Some commenters asserted that CMS policy in this area is shortsighted and not in the best interest of rural beneficiaries or hospitals, or that it would restrict access to laboratory services in rural areas, but provided no documentation of access problems or other evidence to support their assertions.

*Response:* While we read the commenters' letters with interest, we noted that they merely restated former comments, but did not provide any objective evidence in support of their comments that maintaining the current policy regarding payment for clinical diagnostic laboratory tests would compromise access to these tests in rural areas. Therefore, we made no changes in our policy in this area based on these comments.

*Comment:* One commenter stated that five CAHs in the commenter's State (Kansas) have either eliminated or seriously limited the processing of specimens drawn from off-site locations in response to the payment policy for clinical diagnostic laboratory tests.

*Response:* We appreciate this additional information and will take it into account as we consider whether

any revision should be made to this policy.

#### 10. Continued Participation by CAHs in Counties Reclassified as Urban Based on the 2000 Census

Under section 1820(c)(2)(B)(i) of the Act, a facility is eligible for designation as a CAH only if it is located in a county or equivalent unit of local government in a rural area (as defined in section 1886(d)(2)(D) of the Act), or is being treated as being located in a rural area pursuant to section 1886(d)(8)(E) of the Act. The regulations implementing this location requirement are located at 42 CFR 485.610(b)(2). As previously noted, some facilities currently participating as CAHs are located in counties which are located in areas considered as "rural areas" in FY 2004 under the definition in section 1886(d)(2)(D) of the Act but will, as of October 1, 2004, be considered to be located in MSAs because of the most recent census data and implementation of the new MSA definitions announced by OMB on June 6, 2003. We received a number of comments on this issue.

*Comment:* Several commenters recommended that CMS exercise executive discretion to allow continued CAH participation by facilities which are currently (that is, for FY 2004) participating as CAHs but are located in counties which will be considered part of MSAs effective October 1, 2004, as a result of data from the 2000 census and implementation of the new MSA definitions announced by OMB on June 6, 2003. The commenters stated that if such facilities' CAH participation were terminated, they would be likely to again seek State licensure and Medicare participation as hospitals in order to be able to continue operations. However, this change to hospital status would not be automatic but would require the facility either to be re-licensed as a hospital by the State and to successfully demonstrate compliance with the hospital conditions of participation (COPs) based either on a CMS survey conducted by the State survey agency under contract with CMS, or on hospital accreditation by the JCAHO or the American Osteopathic Association (AOA). Once the facility has resumed participation as defined under section 1886(d) of the Act, the facility could then be treated as a "rural" hospital under section 1886(d)(8)(E)(ii)(II) of the Act, which provides such treatment for any hospital located in an area designated by law or regulation of the State as a rural area. If the facility were to obtain such a designation and met other criteria for CAH conversion, it would then be qualified for designation

by the State and certification by CMS as a CAH, notwithstanding its location in an MSA. The commenters believed such a sequence of changes in the status of a facility (that is, from being a CAH to being a hospital to again being a CAH) would be costly and time consuming for both the facility and CMS, and would not serve any useful purpose, because at the conclusion of the process the facility would resume participating as a CAH, as it did during FY 2004. Therefore, some of these commenters recommended that CMS continue to treat CAHs in such counties as being rural for an indefinite time period. Other commenters recommended that CAHs in such counties be considered rural until at least January 1, 2006, in order to allow them an opportunity to obtain rural designations under applicable State law or regulations from their State legislatures or regulatory agencies.

Another commenter did not recommend any particular course of action to be taken by CMS, but asked whether there were any plans to develop a grandfather provision to avoid a break in CAH participation by facilities affected by the new census results.

*Response:* We agree with the commenters' concerns and are revising § 485.610 by adding a new paragraph (b)(3) to provide special treatment for such facilities. Under the new paragraph, a CAH that is located in a county that, in FY 2004, was not part of a MSA as defined by the OMB, but as of FY 2005 was included as part of a MSA as a result of the most recent census data and implementation of the new MSA definitions announced by OMB on June 6, 2003, would nevertheless be considered to meet the rural location requirement and, therefore, could continue participating without interruption as a CAH from October 1, 2004, through the earlier of the date on which the CAH obtains a rural designation under § 412.103, or December 31, 2005. Such a facility would be allowed to continue participating as a CAH and would not be required to convert back to being a hospital unless it was not able to obtain a rural designation under § 412.103. We are also amending § 412.103 to clarify that such a CAH is eligible for rural designation under that section.

*Comment:* One commenter suggested that changes in the status of an area from rural to urban as a result of the most recent census data and implementation of the new MSA definitions be applied only for purposes of determining the wage index values for providers paid under a system that

uses a wage index adjustment, and not for determining a rural location for purposes of eligibility of a facility to participate in Medicare as a CAH.

*Response:* We reviewed this suggestion but concluded that section 1820 of the Act, which specifically refers to rural areas as, defined in sections 1886(d)(2)(D) and 1886(d)(8)(E) of the Act, do not authorize us to implement the new census results and MSA designation rules in such a selective way. Therefore, in this final rule, we are not adopting this recommendation.

#### 11. Proposed Technical Changes in Part 489

In several sections of Part 489, we have discovered a need to update cross-references to conform them to the redesignation of the Medicare transfer rules from § 489.24(d) to § 489.24(d). Specifically, as we proposed in the May 18, 2004 proposed rule (69 FR 28332), we are correcting the cross-reference to “§ 489.24(d)” in §§ 489.20(m) and 489.53(b)(2) to read “§ 489.24(e)”.

#### 12. Issues Beyond the Scope of the Proposed Rule

In the proposed rule published on May 18, 2004, we proposed changes affecting CAHs only if they were related to MSA definitions and the results of the 2000 census, or to the provisions of section 405 of Public Law 108-173. In addition, as previously noted, we requested documentation regarding the effects of the rule on payment for clinical diagnostic laboratory tests by a CAH, but did not propose any change in that rule.

In response to the proposed rule, many commenters chose to raise issues that are beyond the scope of our proposals. In this final rule, we are not summarizing or responding to those comments in this document. However, we will review the comments and consider whether to take other actions, such as revising or clarifying CMS program operating instructions or procedures, based on the information and recommendations in the comments.

### VII. Changes to the Disclosure of Information Requirements for Quality Improvement Organizations (QIOs)

#### A. Background

Section 1152 of the Act defines a utilization and quality control peer review organization (now referred to as a quality improvement organization (QIO). Section 1153 provides for contracts with such organizations to review items and services furnished by physicians, other practitioners, and

providers to Medicare patients to verify that the items and services are reasonable, medically necessary, and allowable under the Act; meet professionally recognized standards of health care; and are furnished in the appropriate setting. Section 1154 of the Act outlines the functions of a QIO, which include responsibility for: (1) Collecting and maintaining information necessary to carry out its responsibilities; (2) examining pertinent records maintained by the practitioner or provider verifying the medical necessity and quality of services provided by any practitioner or provider of health care services to Medicare patients; (3) ensuring that health care practitioners and providers maintain evidence of medical necessity and quality of health care services provided to Medicare patients; and (4) exchanging information with intermediaries, carriers, and other public or private review organizations as appropriate. Section 1160 of the Act provides that information acquired by QIOs in the exercise of their duties and functions must be held in confidence. Information cannot be disclosed except as allowed under section 1160 of the Act and the existing regulations governing the release of QIO peer review information in 42 CFR Part 480. Specifically, Part 480 sets forth the policies and procedures for disclosure of information collected, acquired, or generated by a QIO (or the review component of a QIO subcontractor) in the performance of its responsibilities under the Act and the Medicare regulations, as well as the acquisition and maintenance of information needed by a QIO to comply with its responsibilities under the Act.

QIOs assist institutions and practitioners seeking to improve the quality of care given to Medicare beneficiaries. CMS aims to ensure that adequate protections of information collected by QIOs are in place and, at the same time, to ensure that the quality improvement activities of these institutions and practitioners are not unnecessarily hindered by regulations. It has come to our attention that the existing regulations omit information disclosure procedures that would allow for the effective and efficient exchange of information that is an essential part of quality improvement activities. In addition, it has come to our attention that, although the QIO does not need the consent of the institution to release nonconfidential information, the existing 30-day advance notice requirement to an institution prior to releasing public information or any other nonconfidential information that

identifies an institution, when an institution consents to or requests the release of information, impedes the ability of QIOs to conduct quality improvement work. If the institution requests or consents to the release of the information, the institution is already aware of the QIO's intention to disclose the nonconfidential information. Therefore, we see no reason to require the additional 30-day advance notice. Likewise, there is no reason to require a 30-day notice for practitioners who request the release of information for quality improvement activities or other permissible releases under the regulations.

#### B. Provisions of the May 18, 2004 Proposed Regulations

In the May 18, 2004 IPPS proposed rule (69 FR 28332), we proposed to make several changes in the regulations in Part 480 to expedite the exchange of information and minimize delays and expenditures currently required of QIOs, institutions, and practitioners as discussed below.

Existing § 480.105(a) requires that a QIO must notify an identified institution of its intent to disclose nonconfidential information about the institution and provide a copy of the information at least 30 calendar days before the disclosure. Section 480.105 also includes certain notice requirements a QIO must meet before disclosing confidential information that identifies practitioners and physicians. Section 480.106 presently includes several exceptions to these notice requirements. We proposed to revise § 480.106 to establish additional exceptions to the notice requirements in § 480.105(a) and (b)(2). We proposed to specify that the notice requirements in § 480.105(a) and (b)(2) would not apply if (1) the institution or practitioner has requested, in writing, that the QIO make the disclosure; (2) the institution or practitioner has provided written consent for the disclosure; or (3) the information is public information as defined in § 480.101 and specified in § 480.120.

Existing § 480.133(a)(2)(iii) specifies that a QIO may disclose to any person, agency, or organization confidential information on a particular practitioner or reviewer with the consent of that practitioner or reviewer, provided that the information does not identify other individuals. In the May 18, 2004 IPPS proposed rule (69 FR 28369), we proposed to revise § 480.133(a)(2)(iii) to allow for the release of information at the written request of the practitioner or reviewer, in addition to information releasable with the consent of the

practitioner or reviewer under the existing provision. Specifically, the proposed revised § 480.133(a)(2)(iii) would provide that a QIO may disclose confidential information about a particular practitioner or reviewer at the written request of, or with the written consent of that practitioner or reviewer. The recipient of the information would have the same redisclosure rights and responsibilities as the requesting or consenting practitioner or reviewer would, under the authority of Subpart B of Part 480. In addition, we proposed a similar revision to § 480.140 relating to the release of quality review study information. Specifically, we proposed to revise § 480.140 by adding a new paragraph (d) (the existing paragraphs (d) and (e) would be redesignated as paragraphs (e) and (f), respectively) to provide that a QIO may disclose quality review study information with identifiers of particular practitioners or institutions at the written request of, or with the written consent of, the identified practitioner(s) or institution(s). The recipient of the information would have the same redisclosure rights and responsibilities as the requesting or consenting practitioner or institution would, under the authority of Subpart B of Part 480. (We note that we published a correction to the language for this proposal in the *Federal Register* on June 25, 2004 (69 FR 35920). In that notice, we indicated that we had inadvertently referred to a "reviewer" and a "consenting reviewer" in this provision. We should have indicated an "institution" and a "consenting institution.")

In the May 18, 2004 proposed rule, we indicated that we believed these proposed revisions would reduce the existing burden on practitioners, institutions, and QIOs and, at the same time, ensure that necessary protections on information remain in place. We also believed that the proposed revisions would allow QIOs, institutions, and practitioners to share vital information in an effective manner and further our efforts to ensure the highest quality of care possible for Medicare beneficiaries.

#### C. Technical Changes

In the May 18, 2004 IPPS proposed rule (69 FR 28369), we proposed to revise the title of Part 480 under Subchapter F of Chapter IV of 42 CFR to conform it to a previous regulatory change in the name of the organization conducting medical reviews under Medicare from a peer review organization to a quality improvement organization. The proposed new title is "Part 480—Acquisition, Protection, and

#### Disclosure of Quality Improvement Organization Information".

In a final rule published in the *Federal Register* on November 24, 1999 (64 FR 66279), we redesignated Part 476 as Part 480. However, as part of the redesignation process, we inadvertently failed to make appropriate changes to the cross-references in various sections under the redesignated Part 480. In the May 18, 2004 proposed rule, we proposed to correct those cross-references.

We received a number of public comments in support of the proposals for QIO information requirements and therefore, are adopting as final the proposals and the title change without further modification.

### VIII. Policy Changes Relating to Medicare Provider Agreements for Compliance With Bloodborne Pathogens Standards, Hospital Conditions of Participation, and Fire Safety Requirements for Certain Health Care Facilities

#### A. Hospital Conditions of Participation for Discharge Planning

##### 1. Background

As part of the definition of "hospital," sections 1861(e)(1) through (e)(8) of the Act set forth specific requirements that a hospital must meet to participate in the Medicare program. Section 1861(e)(9) of the Act specifies that a hospital also must meet other requirements as the Secretary finds necessary in the interest of the health and safety of individuals who are furnished services in hospitals. Implementing regulations for section 1861(e) of the Act, setting forth the conditions of participation (CoPs) that a hospital must meet to participate in the Medicare program, are located in 42 CFR Part 482.

The purposes of these CoPs are to protect patient health and safety and to ensure that high quality care is furnished to all patients in Medicare-participating hospitals. In accordance with section 1864 of the Act, State survey agencies conduct surveys of hospitals to determine compliance with the Medicare CoPs, using interpretive guidelines and survey procedures found in the State Operations Manual (SOM), CMS Publication No. 7. In accordance with section 1865 of the Act and the implementing regulations at 42 CFR 488.5(a) and 488.6, hospitals accredited by the Joint Commission on Accreditation of Healthcare Organizations (JCAHO), the American Osteopathic Association (AOA), or other national accreditation organizations are not routinely surveyed by States for

compliance with the CoPs, but are deemed to meet most of the hospital CoPs based on their accreditation. However, all hospitals that participate in the Medicare program are required to be in compliance with the CoPs, regardless of their accreditation status. Under section 1905(a) of the Act, the hospital CoPs also apply to hospitals participating in Medicaid (§ 440.10(a)(3)(iii) and § 482.1(a)(5)).

Under § 489.10(d), a Medicare provider agreement is subject to the State survey agency's determination of whether a hospital meets the CoPs. The State survey agency makes corresponding recommendations to CMS about the hospital's certification; that is, whether the hospital has met the standards or requirements necessary to provide Medicare and Medicaid services and receives Federal and State reimbursement.

Section 4321(a) of Public Law 105-33 (BBA) amended section 1861(ee)(2) of the Act to require that Medicare-participating hospitals, as part of the discharge planning process, share with each patient, as appropriate, a list of available home health services through individuals and entities, including Medicare-certified home health agencies (HHAs) that participate in Medicare, serve the geographic area in which the patient resides, and request to be listed by the hospital as available. In addition, section 4321(a) prohibits hospitals from limiting or steering patients to any specific HHA or qualified provider that may provide posthospital home health services and requires hospitals to identify (in a form and manner specified by the Secretary) any HHA or other entity to whom the individual is referred in which the hospital has a disclosable financial interest consistent with section 1866(a)(1)(S) of the Act or which has a financial interest in the hospital if the patient is referred to that entity.

Congress enacted section 4321 of Public Law 105-33 to protect patient choice and enable Medicare beneficiaries to make more informed choices about the providers from which they receive certain Medicare services. We believe that this provision was intended to address concerns that some hospitals were referring patients only to HHAs in which they had a financial interest, and that shared financial relationships were influencing referrals to other entities. Hospitals essentially have a captive patient population and, through the discharge planning process, can influence a patient's choice regarding who provides posthospitalization services.

Congress also enacted section 926 of Public Law 108-173 (MMA) to improve the administration of the Medicare program by protecting patient choice and enabling Medicare beneficiaries to make more informed choices about the providers from which they receive Medicare services. Section 926(a) of Public Law 108-173 requires the Secretary to publicly provide information that enables hospital discharge planners, Medicare beneficiaries, and the public to identify SNFs that are participating in the Medicare program. Section 926(b) of Public Law 108-173 amended section 1861(ee)(2)(D) of the Act to require Medicare-participating hospitals, as part of the discharge planning process, to include a discharge planning evaluation of a patient's likely need for posthospital extended care services and the availability of these services through facilities that participate in the Medicare program and that serve the geographic area in which the patient resides. The amendments to the Act made by section 926(b) of Public Law 108-173 apply to discharge plans made on or after a date specified by the Secretary, which may be no later than 6 months after the Secretary provides for the availability of information required by section 926(a) of Public Law 108-173.

## 2. Implementation

We implemented the requirements of section 4321(a) of Public Law 105-33 relating to information on HHAs through a HCFA (now CMS) directive that was issued to the Regional Offices and State survey agencies on October 31, 1997. Enforcement has been carried out through the State agency survey and certification process. We note that even though it was not a requirement under section 4321(a) to provide currently available information on HHAs to the public (as now required under section 1861(ee)(2)(D) of the Act, as amended), we have established a "Home Health Compare" link on the CMS Web site, <http://www.medicare.gov>, that identifies HHAs that are currently participating in the Medicare or Medicaid program.

## 3. Provisions of the Proposed Regulations

In the May 18, 2004 IPPS proposed rule (69 FR 28196, 28333), we proposed to incorporate in our regulations under § 482.43 the requirements of section 4321(a) of Public Law 105-33 relating to providing information on HHAs to hospital patients as part of the discharge planning process. We noted that we had previously issued a proposed rule on December 19, 1997 (62 FR 66726) to

implement the provisions of section 4321(a) of Public Law 105-33. However, section 902 of Public Law 108-173 now requires us to finalize rules within 3 years after publication of the proposed rule, except under "exceptional circumstances." While it is not clear whether Congress intended this policy to apply retroactively, out of an abundance of caution, we issued a new proposed rule because of the length of time that has elapsed since the issuance of the 1997 proposed rule. Moreover, the provisions of Public Law 108-173 contain information requirements for SNFs substantially similar to the ones required for HHAs. In developing the May 18, 2004 proposed rule, we took into consideration the issues raised in the public comments we received on the December 19, 1997 proposed rule relating to HHAs.

Information on SNFs related to the requirement imposed by section 926(a) of Public Law 108-173 is currently available to the public and can be accessed at the CMS Web site, <http://www.medicare.gov>, by clicking on the "Nursing Home Compare" link or by calling 1-800-MEDICARE (800-633-4227). Nursing Home Compare, launched in November 2002, meets the statutory requirement of section 926(a) by enabling hospital discharge planners, Medicare beneficiaries, and the public to identify the 17,000 nursing homes that participate in the Medicare or Medicaid program. Nursing Home Compare can be used to locate a nursing home by State and county, by proximity (city or zip code), or by name. In addition, Nursing Home Compare provides detailed information about the past performance of every Medicare-certified and Medicaid-certified nursing home in the country. The data on this Web site describe nursing home characteristics, quality measures, inspection results, and nursing staff information. The Nursing Home Compare tool received 9.3 million page views in 2003 and was the most popular tool on <http://www.medicare.gov>. If an interested individual does not have access to the Internet, the individual can call 1-800-MEDICARE (800-633-4227) and request a printout of the nursing homes in a designated area.

In the May 18, 2004 proposed rule, we proposed to amend the regulations at § 482.43 to incorporate the provisions of section 4321(a) of Public Law 105-33 and section 926(b) of Public Law 108-173 into the hospital CoPs. Specifically, we proposed to add new paragraphs (c)(6), (c)(7), and (c)(8) to include the requirement for hospitals to provide lists of Medicare-certified HHAs and SNFs as part of the discharge planning

process. We proposed that the discharge planning evaluation would be required to include a list of Medicare-certified HHAs that have requested to be placed on the list as available to the patient and that serve the geographic area in which the patient resides. We proposed to require the SNF list to include Medicare-certified SNFs located in the geographic area in which the patient requests. However, we did not propose to require that the list of Medicare-certified SNFs contain exclusively those SNFs that are located in the area in which the patient resides. Because many available Medicare-certified SNFs are not located in proximity to where the patient resides, especially in rural areas, we believe that a requirement that restricts information to those SNFs in the areas where the patient resides is too restrictive and would limit the availability of posthospital extended care services to Medicare beneficiaries.

Section 4321(a) of Public Law 105-33 requires listing the availability of home health services through individuals and entities. We have received inquiries regarding the identity of those individuals and entities. In the May 18, 2004 IPPS proposed rule (69 FR 28333) we proposed that, because section 1861(m) of the Act identifies home health services as "specific items or services furnished to an individual, who is under the care of a physician, by an HHA, or by others under arrangements with an HHA," section 4321(a) is referring to Medicare-participating HHAs.

We proposed that the hospital present the list of HHAs or SNFs only to patients for whom home health care or posthospital extended care services are indicated as appropriate, as determined by the discharge planning evaluation. We do not expect that patients without a need for home health care or posthospital extended care services would receive the list. In addition, we proposed to require the hospital to document in the patient's medical record that a list of HHAs or SNFs was presented to the patient or an individual acting on the patient's behalf. Hospitals would not have to duplicate the list in the patient's medical record. The information in the medical record would serve as documentation that the requirement was met. The hospital would have the flexibility to determine exactly how and where in the patient's medical record this information would be documented.

We proposed that we would allow a hospital the flexibility to implement the requirement to present the lists in a manner that is most efficient and least burdensome in its particular setting. A

hospital can simply print a list from the Home Health Compare or Nursing Home Compare site on the CMS Web site, <http://www.medicare.gov> or develop and maintain its own list of HHAs and SNFs. When the patient requires home health services, the CMS Web site list can be printed based on the geographic area in which the patient resides. When the patient requires posthospital extended care services, the CMS Web site list would be printed based on the geographic area requested by the patient. Or, in the rare instance when a hospital does not have Internet access, the hospital can call 1-800-MEDICARE (1-800-633-4227) to request a printout of a list of HHAs or SNFs in the desired geographic area. Information on this Web site should not be construed as an endorsement or advertisement for any particular HHA or SNF.

Under the proposed rule, if a hospital chooses to develop its own list of HHAs or SNFs, the hospital would have the flexibility of designing the format of the list. However, the list should be utilized neither as a recommendation nor endorsement by the hospital of the quality of care of any particular HHA or SNF. If a HHA or SNF does not meet all of the criteria for inclusion on the list (Medicare-certified and is located in the geographic area in which the patient resides or in the geographic area requested by the patient), we did not propose to require the hospital to place that HHA or SNF on the list. In addition, in accordance with the provisions of the Act, we proposed that HHAs must request to be listed by the hospital as available. We also proposed that the list must be legible and current (updated at least annually), and that the listed information be shared with the patient or an individual acting on the patient's behalf at least once during the discharge planning process. However, we indicated that, under the proposal, information regarding the availability of HHAs or SNFs may need to be presented more than once during the discharge planning process to meet the patient's need for additional information or as the patient's needs and condition change.

In the May 18, 2004 proposed rule (69 FR 28333), we proposed to require that, as part of the discharge planning process, the hospital must inform the patient or the patient's family of their freedom to choose among participating Medicare providers of posthospital services and must, when possible, respect patient and family preferences when they are expressed (proposed § 482.43(c)(7)). In addition, the hospital may not use the discharge plan to specify or otherwise limit the patient's

choice of qualified providers that may provide home health care or posthospital extended care services. The intent of the proposed provision was to provide the patient with the freedom of choice to determine which HHA or SNF will provide care in accordance with section 1802 of the Act, which states that beneficiaries may obtain health services from any Medicare-participating provider.

Finally, we proposed to require the hospital to identify in each discharge plan those HHAs or SNFs to which the patient is referred that the hospital has a disclosable financial interest or HHAs or SNFs that have a financial interest in the hospital (proposed § 482.43(c)(8)). For the purposes of implementing section 4321(a) of Public Law 105-33, we proposed to define a disclosable "financial interest" as any financial interest that a hospital is required to report according to the provider enrollment process, which is governed by section 1124 of the Act and implementing regulations located in 42 CFR Part 420, Subpart C, and accompanying manual provisions. If a hospital refers patients about to be discharged and in need of posthospital services only to entities it owns or controls, the hospital would be infringing on the rights of the patient to choose the facility he or she would like to go to for services. The proposed disclosable financial interest requirement is an effort to increase the beneficiary's awareness of the actual or potential financial incentives for a hospital as a result of the referral. To allow hospitals the flexibility of determining how these financial interests are disclosed to the patient, we did not propose to require a specific form or manner in which the hospital must disclose financial interest. The hospital could simply highlight or otherwise identify those entities in which a financial interest exists directly on the HHA and SNF lists. Or, the hospital could choose to maintain a separate list of those entities in which a financial interest exists.

In the May 18, 2004 proposed rule (69 FR 28335), we indicated that hospitals and managed care organizations (MCOs) have expressed concern as to whether the change made by section 4321(a) of Public Law 105-33 was intended to apply to patients in managed care plans. MCO members are limited as to what services they may obtain from sources other than through the MCO. We believe that providing MCO members with a standardized list of all HHAs or SNFs in the requested geographic area could be misleading and potentially financially harmful

because MCO enrollees may be liable for services that they obtain from providers other than the MCO, and patients may interpret a list of HHAs or SNFs that are not available to them under their health plan to mean that they are authorized by the MCO. This does not mean that Medicare MCO members in particular are denied the freedom of choice they are entitled to under section 1802 of the Act. Medicare beneficiaries exercise their freedom of choice when they voluntarily enroll in the MCO and agree to adhere to the plan's coverage provisions.

The list provided to MCO patients should include available and accessible HHAs or SNFs in a network of the patient's MCO. Hospitals also have the option, in the course of discussing discharge planning with patients, to determine whether the beneficiary has agreed to excluded services or benefits or coverage limitations through enrollment in a MCO. If this is the case, the hospital could inform the patient of the potential consequences of going outside the plan for services.

We also indicated in the proposed rule that we had received many inquiries about how the requirements contained in section 4321(a) of Public Law 105-33 are monitored and enforced. Once codified in the hospital CoPs, a hospital's obligations under both section 4321(a) of Public Law 105-33 and section 926 (b) of Public Law 108-173 would be monitored as part of the hospital survey and certification process. Anyone aware of instances in which patients were inappropriately influenced or steered toward a particular HHA or SNF in a way that violated the regulation would have the opportunity to file a complaint with the State survey agency. The State survey agency would then investigate and follow up with the complainant. Noncompliance with the hospital CoPs could result in a hospital losing its ability to participate in the Medicare program.

Requiring hospitals to provide a list of Medicare-certified HHAs or SNFs would provide patients with more options and assist them in making informed decisions about the providers from which they receive Medicare services. Specifically, the intent of the proposed modifications to the discharge planning CoPs was to provide the patient with the freedom of choice to determine which HHA or SNF available in the geographic area in which the patient resides or the geographic area requested by the patient, would provide them care in accordance with section 1802 of the Act, which states that beneficiaries may

obtain health services from any Medicare-participating provider.

We received numerous comments from providers and provider organizations regarding the hospital CoP for discharge planning. Commenters supported our intent to protect patient choice and enable patients and their families to make more informed decisions. Commenters focused on various operational issues, such as format and scope of HHA and SNF lists to be provided, the process for updating lists, the feasibility of providing SNF information based on geographic location, a hospital's responsibility in providing information to Medicare managed care enrollees, and expanding the requirement beyond HHAs and SNFs.

*Comment:* Commenters requested that the HHAs and SNFs be listed alphabetically on different lists according to provider type. In addition, the commenters requested that the list include the services that the HHA offers (for example, skilled nursing, physical therapy, occupational therapy, speech therapy, clinical social work, mental health nursing, and home health aides). Commenters stated that including the list of services that the HHA offers would make it clear to patients which agency they can choose according to their needs and the services the agency provides. Commenters stated that hospital lists are often confusing and contain numerous types of providers and services offered in a single document. Another commenter stated that hospitals should be required to provide HHAs with notice that the list is being updated, and should provide HHAs with a copy of the list once compiled to ensure that the HHAs are listed and the information provided is accurate.

*Response:* Hospitals have the flexibility to either print a list of HHAs or SNFs from the CMS Web site or develop and maintain their own lists. Hospitals that choose to develop and maintain their own lists have the flexibility to determine the format. We agree that the list should be user friendly and that information regarding HHAs and SNFs should not be commingled within the same list. However, as long as HHA information is categorized separately from SNF information, the two lists could be included in the same document. We expect hospital discharge planners to be able to assist patients in identifying the HHAs and SNFs appropriate to fit the patient's needs. This information is available on the CMS Web site and can be included on the HHA list at the discretion of each hospital. We do not

believe it is necessary to prescribe a process for hospitals to update their lists. We expect hospitals to update their lists at least annually. Hospitals have the flexibility to develop their own process for this update. Information on the CMS Web site is updated as new information becomes available. We believe the commenters' concerns are addressed by the CMS Web site. We encourage hospitals to use the Home Health and Nursing Home Compare Web sites to access information. We believe that utilization of the CMS Web sites will be the most efficient and least burdensome way for many hospitals to implement these requirements.

*Comment:* Several commenters stated that requiring hospitals to provide lists of Medicare certified SNFs located in the geographic area chosen by the patient updating the list for frequent changes, and identifying SNFs with which disclosable financial interests exist would impose an additional, unnecessary, and unreasonable burden on hospital discharge planners. They further stated that current regulations already require hospitals to provide choices to Medicare beneficiaries for posthospital services. Commenters stated that the proposed rule acknowledges "hospitals currently access this information as an essential component of the discharge planning process." Commenters also stated that the equipment required for Internet access, the labor involved in telephoning an agency with limited hours of operation, as well as actual time to obtain information telephonically, add to the costs of providing care.

*Response:* In this final rule, we are implementing a statutory requirement contained in section 926 of Public Law 108-173. Congress enacted this legislation to improve the administration of the Medicare program by protecting patient choice and enabling Medicare beneficiaries to make more informed decisions about the providers from which they receive Medicare services. Hospitals have the flexibility to implement this requirement in a way that makes the most sense for them. One option would be for a hospital to print out or call the 800 number to request a list of SNFs located in the selected geographic areas or entire state that the hospital serves on a regular basis, for example, annually. It is not necessary to generate a new, separate list for every patient. If Internet access is not available to discharge planners or calling the 1-800-MEDICARE (800-663-4227) are both determined to be unfeasible, the hospitals will be free to develop and

maintain their own lists. We expect hospitals to keep the lists current. Hospitals have the flexibility in determining how and how frequently they update their lists. The intent is to protect patient choice and provide patients and their families with the information necessary to make informed decisions. As the commenters pointed out, we believe that discharge planners currently access this information as an essential component of the discharge planning process. Therefore, we believe the additional burden is minimal.

*Comment:* A commenter expressed agreement with our proposal that SNF information should be presented based on the geographic area requested by the patient. Commenters further stated that the same requirement should be imposed on hospitals with respect to HHAs. The commenter recommended deleting the reference to serving "the geographic area (as defined by the HHA)" and deleting the requirement that "HHAs must request to be listed by the hospital as available."

*Response:* Section 4321(a) of the BBA specifically requires that HHAs serving the area in which the patient resides request to be listed by the hospital as available. We believe the HHA is in the best position to identify its service area and, presumably, would not misrepresent its service area by requesting to be listed for an area they do not serve. Section 926 of Public Law 108-173 does not contain a similar requirement for SNFs.

*Comment:* A commenter stated that her hospital currently provides a list of HHAs and indicates for patients any agencies in which the hospital has a financial interest. The Commenters states that this process works well in supporting patient choice. However, two commenters stated that expanding this requirement to SNFs does not work because nursing home placement is primarily driven by bed availability and special care accommodations; location is secondary. The commenter stated that patients who are given a list of nursing homes in a 10-mile radius will be overwhelmed by the number of nursing homes and confused as to where to begin. The commenter further stated that such a list would only create expectations that the patient can go to any of these facilities and that they truly do have options when in reality options may be extremely limited or nonexistent due to lack of available of beds. The commenter supports a process that communicates to the patient what research was done in checking bed availability and gives the patient a list of true options for choice if options do in fact exist. The commenters also



suggested that SNF quality information might be helpful if options are limited due to bed availability.

*Response:* We appreciate the commenters' support of the HHA list and patient choice. We recognize that bed availability is a major issue in terms of SNF placement. Our intent is to provide patients with real options. We would not expect that the patient be given an exhaustive list of SNFs with no available beds. The intent is to provide patients and their families with information in order to make informed decisions. As the discharge planner identifies which SNFs have available beds, this information should be shared with the patient and patient's family. The nursing home compare Web site currently provides nursing home quality information. A hospital may elect to share this quality information with the patient and patient's family or simply direct them to this Web site as a resource.

*Comment:* One commenter suggested delaying implementation of the SNF list as a formal requirement until a better system for identifying SNF bed availability and special care accommodations could be developed. The commenters made the following recommendations: (1) Update the Nursing Home Compare tool to include a section on special care accommodations available (for example, skilled, non-skilled, residential, Alzheimer, and availability of specialized ancillary staff), as well as the number of unskilled beds, Medicaid designated beds/specialty beds by category, to facilitate planning efforts; (2) amend the Home Health Compare "search" function to include the ability to identify agencies based on the main service area of the agency versus the geographic location of the agency; (3) eliminate the sorting of HHAs by zip code; (4) revise the print format to fit 8 1/2 x 11 size paper; and (5) develop State or regional databases that will facilitate patient placement in available SNF beds. The commenters also requested that future policy changes be released in notices in addition to the **Federal Register** to facilitate more comments and recommendations.

*Response:* Delaying implementation of this requirement is not an option. Section 926 of Public Law 108-173 requires that information regarding SNFs that participate in the Medicare program be available on hospital discharge plans within 6 months of enactment of the law. Revision of the content and format of the Home Health and Nursing Home Compare websites is beyond the scope of this rule. However, we have forwarded the commenters'

recommendations to appropriate agency staff for consideration. We alert the public to notices published in the **Federal Register** in a variety of ways. These ways include several of listings that may be accessed on the CMS Web site at <http://www.cms.hhs.gov> (for example, the Quarterly Provider Update and current publications and press releases). In addition, the public may register at CMS Web site to receive email updates. Public notice is also provided at the monthly Open Door Forums.

*Comment:* One commenter expressed concern regarding the identification and disclosure of SNF providers that accept Medicare+Choice because current tools only indicate Medicare and Medicaid participation. Another commenter requested that we modify the proposed regulations to explicitly indicate the responsibilities of hospitals with regard to managed care organization (MCO) enrollees.

*Response:* We believe that identifying MCO participating HHAs or SNFs is currently part of a hospital's discharge planning process. We also believe that providing MCO members with a standardized list of all HHAs or SNFs that does not identify those that are authorized by the MCO could be misleading. Patients may interpret this type of list to mean that all of the HHAs or SNFs listed are authorized by the MCO. It could be potentially financially harmful because MCO enrollees may be liable for services that they obtain from providers other than the MCO. The list provided to MCO patients should include all available and accessible HHAs or SNFs as well as those authorized by a patient's MCO. The hospital could simply identify these MCO authorized HHAs or SNFs for the patient by highlighting them on the list. The patient has the freedom to choose a HHA or SNF not authorized by the MCO. If the patient chooses a HHA or SNF not authorized by the MCO, the hospital should inform the patient of the potential consequences of going outside the plan for services. Therefore, we are adding § 482.43(c)(6)(ii) to ensure that patients enrolled in MCOs are provided with listings that identify authorized HHAs or SNFs.

*Comment:* Commenters recommended that the lists be made available to all patients who potentially require any type of posthospital services, not just those determined by the discharge planning evaluation to require HHA or SNF services. Another commenter stated that all beneficiaries should be provided with written information advising them that they may be entitled to home health services.

*Response:* We note that the language of the statute only requires that lists of HHAs and SNFs be provided to the appropriate patients. In addition, we believe it would be unnecessarily burdensome to require that hospitals develop and provide a list of all posthospital services to their patients. Hospitals are free to provide all patients with written information advising them that they may be entitled to home health services. However, we do not believe that the intent of the statute is to require that this information be provided to all patients.

*Comment:* A commenter suggested that hospitals be required to direct the patients and their family to the Home Health Compare website. The commenter stated that the website provides both a useful tool for locating area specific HHAs while providing a means for patients to conduct a comparative review.

*Response:* We appreciate the commenter's support of the Home Health Compare website. Hospitals are free to direct patients and their families to this website as part of their discharge planning process. However, we believe requiring hospitals to direct patients and their families to the Home Health Compare website is not appropriate because some patients and their families may not have Internet access.

*Comment:* A commenter requested that the words "when possible" be removed from § 482.43(c)(7). The commenter stated that in her experience hospitals would just say that they could not reach the agency and not even call the agency in question. Two commenters suggested that the hospital be required to document when they called and to whom the discharge planner spoke. The commenter requested the following language be added: "The hospital discharge planner or anyone else from the hospital may not recommend that a patient use a particular agency or tell the patient that they have to use the hospital agency because they are in that hospital." Lastly, the commenter requested that the word "respect" be changed to "honor."

*Response:* We understand the commenters' concern that hospitals may steer patients to certain HHAs. However, we believe there are legitimate circumstances when it may not be possible to respect patient and family preferences. For example, a preferred HHA or SNF may not be able to accommodate the patient's needs within the required timeframe or a preferred HHA may be unable to provide the required services. We believe a requirement to include documentation

of these circumstances would create an unnecessary burden for hospitals. Section 482.43(c)(7) stipulates that the hospital must not exclude qualified providers that are available to the patient. Steering a patient to a particular agency or limiting access to an agency constitutes excluding qualified providers. Such practices would be a violation of this regulatory provision. We note that the meanings of "respect" and "honor" are similar, and, therefore, we are retaining the word "respect".

*Comment:* One commenter requested that we use the statutory language in section 1861(ee)(2)(H) of the Act, requiring that plans "not specify or otherwise limit the qualified provider which may provide posthospital home health services." The commenter stated that it might be useful to include within the rule the particular prohibition set out in the statute.

*Response:* We agree with the commenter and are revising § 482.83(c)(7) to reflect this change.

*Comment:* Commenters recommended that the regulation be modified to include hospice among the posthospital care providers where a list of hospices is made available to the patient, along with the other protections on the patient's freedom of choice. Another commenter stated that hospitals should be required to provide lists of all providers and services available to patients upon discharge.

*Response:* Section 1861(ee) of the Act requires hospitals to have a discharge planning process that meets certain enumerated requirements. Included in that statutory provision is the requirement that the discharge planning evaluation incorporate an evaluation of the patient's likely need for appropriate posthospital services and the availability of those services. Section 4321 of the BBA amended the discharge planning requirements to require that the discharge planning evaluation indicate the availability of home health services provided by individuals or entities that participate in the Medicare program. Specifically, section 4321(a) of the BBA provided that the discharge planning evaluation include an evaluation of the patient's likely need for posthospital services and the availability of those services; "including the availability of home health services through individuals and entities that participate in the program under this title and that serve the area in which the patient resides and that request to be listed by the hospital as available." We have interpreted this provision to require that hospitals need only indicate the availability of home health services provided by HHAs that request to be

listed in the discharge plan, as opposed to the universe of individuals and entities that participate in the program. We believe that our interpretation is consistent with the BBA provision. As noted previously, section 4321(a) requires that hospitals, in their discharge planning evaluation, provide a listing regarding the "availability of home health services." Section 1861(m) of the Act defines home health services as services "furnished by a home health agency" (as opposed to other posthospital entities). Section 926 of Public Law 108-173 further amended 1861(ee) to include information regarding skilled nursing facilities that participate in the Medicare program. Therefore, in accordance with the Act, we interpret these provisions as not applying to individuals or entities that provide posthospital services other than HHAs and SNFs. However, we expect the discharge planner to facilitate patient choice in any posthospital extended care services as part of the discharge planning process even though the statute does not require a specific list beyond HHAs and SNFs. We are revising § 482.43(c)(7) to clarify our policy regarding patient choice in posthospital care services.

*Comment:* Commenters stated that CMS should provide authorization to state surveyors to find a violation of the hospital CoPs if the overall effect of a discharge/referral practice evidences a clear intent to subvert or violate the purpose of section 4321 of the BBA. One commenter also stated that CMS should specify that exclusion of a hospital's own HHA from the list does not permit the hospital to "steer" a beneficiary to that agency, and that it is improper for a hospital to limit inclusion on the list to accredited HHAs. Another commenter requested that CMS address the issue of whether review of a patient's hospital record by an HHA that the patient has not selected violates the HIPAA privacy requirements.

*Response:* Compliance with the hospital CoPs is monitored by the State survey agencies as part of the survey and certification process or, in the case of accredited hospitals, by JCAHO, the AOA or other CMS approved accreditation organizations. Noncompliance with the regulations contained within the hospital CoPs can result in a hospital losing its status as a Medicare participating provider. Anyone aware of instances where patients are being inappropriately influenced or steered toward a particular HHA, SNF or other entity in which the hospital or individual has a financial interest can file a complaint with the appropriate State survey

agency. The list provided to the patient must include certified HHAs, both accredited and nonaccredited, to meet the intent of the statute.

In addition, disclosing a patient's hospital record to an HHA that the patient has not selected would be a violation of HIPAA, Public Law 104-191. Regulations implementing HIPAA are published in 45 CFR Parts 160 and 164.

*Comment:* One commenter recommended that details discussed in the preamble be included as regulation text. These details include: use of the Home Health Compare website; hospitals that create their own lists should include, at a minimum, those providers who request inclusion on the list; and hospital lists should be updated annually.

*Response:* A hospital has the flexibility to implement the requirements in a manner that is most efficient and least burdensome in its particular setting. Hospitals may choose to develop their own list of HHAs or utilize the Home Health Compare website. We do not believe reference to the Home Health Compare website needs to be in the regulation as hospitals are free to develop their own list. The regulation requires that the hospital list include HHAs that: Participate in the Medicare program; serve the geographic area (as defined by the HHA) in which the patient resides; and request to be listed by the hospital as available. In terms of frequency of updating the list, we have decided to be less prescriptive and not require the hospital to update the list annually as discussed in the preamble of the proposed rule. Instead, we expect hospitals to keep their lists current. This provides hospitals the flexibility to determine how often it is necessary to update their lists.

*Comment:* One commenter stated that HHAs new to the Medicare program are not listed on the Home Health Compare website until they have submitted OASIS data for at least 6 months. The commenter also stated that when a search is conducted using zip code or county, Home Health Compare only brings up agencies who have served a patient within that zip code or county within the past year. The commenter requested that Medicare-certified HHAs be allowed to request inclusion on the hospital list at any time.

*Response:* We appreciate the points made by the commenter. However, the regulation does not prescribe the timeframe in which a HHA can request inclusion on a hospital list. The hospital has the freedom to determine a

timeframe if they determine that a timeframe is necessary.

*Comment:* One commenter requested that hospital staff, other than discharge planners, not discuss particular posthospital providers with patients before the patient has selected a provider.

*Response:* We agree that it may be confusing to patients if hospital staff other than those involved in the discharge planning process discuss posthospital providers with patients. However, discharge planning is a multidisciplinary process that includes staff beyond the discharge planner. The intent of this regulation is to support the patient's freedom to choose. No one on the hospital staff may specify or otherwise limit the qualified providers that are available to the patient.

*Comment:* One commenter stated that financial interests should be disclosed to patients before exercising their right to choose a HHA, not after the patient is referred.

*Response:* We agree that financial interests should be disclosed to patients before patients exercise their right to choose a HHA. We do not interpret the term "referred" to mean that a patient has made a decision and has chosen a particular HHA. We interpret this to mean that a patient is referred to a list of HHAs. The discharge plan must identify those HHAs in which a disclosable financial interest exists. HHAs in which a disclosable financial interest exists can simply be highlighted in some fashion on the list.

*Comment:* One commenter stated that the discharge planning process should provide the same information to all patients regardless of payer. Another commenter requested clarification as to whether or not this policy is intended to apply to both PPS hospitals and CAHs.

*Response:* The hospital CoPs apply to all patients in Medicare- and Medicaid-participating hospitals regardless of payer. We expect all patients to receive the same information. The hospital CoPs are not applicable to CAHs.

*Comment:* One commenter stated that, if hospitals are creating their own lists, there are no standards for the process that HHAs are to follow to ensure placement on the hospital listing.

*Response:* The standards for ensuring placement on the hospital list are outlined in the regulation. The hospital must include in the discharge plan a list of HHAs or SNFs that are available to the patient, that are participating in the Medicare program, and that serve the geographic area (as defined by the HHA) in which the patient resides, or in the case of a SNF, in the geographic area

requested by the patient. HHAs must request to be listed by the hospital as available.

*Comment:* One commenter urged CMS to move forward with implementing the remainder of the BBA provisions at sections 4321(b) and (c).

*Response:* In the November 22, 2002 Federal Register (67 FR 70373), we published a proposed rule entitled, "Medicare Program: Nondiscrimination in Posthospital Referral to Home Health Agencies and Other Entities" (CMS-1223-P), which specified our proposal to implement sections 4321(b) and (c) of the BBA. The final rule is currently in the agency clearance process.

Based on public comments, we are making two revisions to the regulations text in this final rule. In § 482.43, we are adding a new paragraph (c)(6)(ii) that states, "For patients enrolled in managed care organizations, the hospital must indicate the availability of home health and posthospital extended care services through individuals and entities that have a contract with the managed care organizations."

In addition, we are revising § 482.43(c)(7) to read, "The hospital, as part of the discharge planning process, must inform the patient or patient's family of their freedom to choose among participating Medicare providers of posthospital care services and must, when possible, respect patient and family preferences when they are expressed" and "The hospital must not specify or otherwise limit the qualified providers that are available to the patient."

The remainder of the proposed provisions is adopted as final without change.

#### *B. Compliance With Bloodborne Pathogens Standards*

##### 1. Background

Section 1866(a)(1) of the Act sets forth provider agreement requirements that Medicare-participating hospitals must meet. Implementing regulations for these requirements are set forth at 42 CFR 489.20.

Section 947 of Public Law 108-173 amended section 1866(a)(1) of the Act to require that, by July 1, 2004, hospitals not otherwise subject to the Occupational Safety and Health Act (OSHA) (or a State occupational safety and health plan that is approved under section 18(b) of that Act) must comply with the OSHA bloodborne pathogens (BBP) standards at 29 CFR 1910.1030 as part of their Medicare provider agreements. These OSHA standards can be found on OSHA's Web site at <http://www.osha.gov/SLTC/>

*bloodborne pathogens*. Section 947 of Public Law 108-173, which applies to hospitals participating in Medicare as of July 1, 2004, was enacted to ensure that all hospital employees who may come into contact with human blood or other potentially infectious materials in the course of their duties are provided proper protection from bloodborne pathogens. This amendment further provides that a hospital that fails to comply with OSHA's BBP standards may be subject to a civil money penalty. The civil money penalty will be imposed and collected in the same manner that civil money penalties are imposed and collected under 29 U.S.C. section 666 and section 1128A(a) of the Act. However, failure to comply with the BBP standards will not lead to termination of a hospital's provider agreement.

Currently, most hospitals are subject either to the OSHA BBP standards or to other BBP standards (generally, State standards) that meet or exceed the OSHA standards. However, non-Federal public hospitals located in States that do not have their own BBP standards are not subject to OSHA standards, including the OSHA BBP standards. Twenty-six States and the District of Columbia, and Guam do not have their own BBP standards under an OSHA-approved State plan. Therefore, an estimated 600,000 employees of such non-federal public hospitals located in those 26 States, the District of Columbia, and Guam are not afforded the same protections from BBPs as employees of all other hospitals in the United States. The States and territories that would be affected by the change made by section 947 of Public Law 108-173 are Alabama, Arkansas, Colorado, Delaware, Florida, Georgia, Idaho, Illinois, Kansas, Louisiana, Maine, Massachusetts, Mississippi, Missouri, Montana, Nebraska, New Hampshire, North Dakota, Ohio, Oklahoma, Pennsylvania, Rhode Island, South Dakota, Texas, West Virginia, Wisconsin, the District of Columbia, the Virgin Islands, and Guam.

##### 2. Provisions of the Proposed Regulations

In the May 18, 2004 IPPS proposed rule (69 FR 28196, 28372), we proposed to incorporate the provisions of Public Law 108-173 in § 489.20 of the Medicare regulations governing provider agreements by adding a new paragraph (t). In paragraph (t), we proposed that hospitals not otherwise subject to the OSHA BBP standards must comply with the OSHA BBP standards at 29 CFR 1910.1030 as part of their Medicare provider agreement.

We proposed to further specify that if a hospital fails to comply with OSHA's BBP standards, the hospital may be subject to a civil money penalty. The civil money penalty would be imposed and collected in the same manner that civil money penalties are imposed and collected under 29 U.S.C. 666 and section 1128A(a) of the Act. However, as we noted previously, failure to comply with the BBP standards would not lead to termination of a hospital's provider agreement. In addition, we proposed to refer in the proposed provision to the Federal Civil Penalties Inflation Adjustment Act. This reference was intended to alert the reader that the civil money penalty amounts determined under 29 U.S.C. 666 and section 1128A(a) of the Act may, under the Federal Civil Penalties Inflation Adjustment Act, be increased to adjust for inflation.

We did not receive any timely public comments in response to the section in the May 18, 2004 proposed rule regarding implementation of OSHA's Bloodborne Pathogens regulations for hospitals. Therefore, we are finalizing the proposed bloodborne pathogens for hospitals regulatory provisions without modification.

### C. Fire Safety Requirements for Certain Health Care Facilities

#### 1. Background

On January 10, 2003, we published a final rule in the *Federal Register* (68 FR 1374) that adopted the 2000 edition of the Life Safety Code (LSC) published by the National Fire Protection Association (NFPA) as the fire safety requirements (with specified exceptions) that we are applying to the following types of providers participating in the Medicare and Medicaid programs: Long-term care facilities, hospitals, intermediate care facilities for the mentally retarded (ICF/MRs), ambulatory surgical centers (ASCs), hospices that provide inpatient services, religious nonmedical health care institutions, CAHs, and Programs of All-Inclusive Care for the Elderly (PACE).

In addition to adopting the 2000 edition of the LSC, we stated our intent to delete references to all previous editions of the LSC. However, as a result of a technical error, the reference to previous editions of the LSC in § 483.70(a)(1) of the regulations for long-term care facilities was not deleted. Allowing long-term care facilities to comply with the 1967, 1973, and 1981 editions of the LSC would not adequately protect long-term care facility patients from the threat of fire and other emergencies. These editions

do not recognize newer technology, nor the advances in fire safety that have been developed in the ensuing years. In addition, the existing conflicting regulatory language is confusing and contrary to the best interests of long-term care facilities and their patients. Therefore, in the May 18, 2004 IPPS proposed rule (69 FR 28196, 28371), we proposed to correct this technical error. We did not propose to make any substantive policy change.

In the January 10, 2003 final rule, we also specified that we were not adopting the provisions of Chapter 19.3.6.3.2, exception number 2 of the LSC regarding the use of roller latches for application to religious nonmedical health care institutions, hospices, hospitals, long-term care facilities, PACE programs, ICF/MRs and CAHs. We prohibit the use of roller latches in existing and new buildings, except for ASCs under Chapter 20 and Chapter 21 of the LSC, and provide for the replacement of existing roller latches, phased in over a 3-year period beginning March 11, 2003. We indicated that allowing health care facilities to continue using roller latches would not adequately protect patients in those facilities. Through fire investigations, roller latches have proven to be an unreliable door latching mechanism requiring extensive on-going maintenance to operate properly. Many roller latches in fire situations failed to provide adequate protection to patients in their room during an emergency. Roller latches that are not maintained pose a threat to the health and safety of patients and staff. We added that we had found through our online survey, certification, and reporting (OSCAR) system data that doors that include roller latches are consistently one of our most cited deficiencies. In fact, in SNFs, roller latches in corridor doors are consistently the number one cited deficiency under the life safety requirements.

We learned that the language regarding the date when these facilities must be in compliance with the prohibition on the use of roller latches may be misinterpreted and needs to be clarified. Therefore, in the May 18, 2004 proposed rule, we proposed to clarify our intent by revising the regulations as discussed under section VIII.C.2. of this preamble. We did not propose to make any substantive policy changes.

Under our proposal, the flexibility of the January 10, 2003 final rule would remain the same. The Secretary has broad authority to grant waivers to facilities under section 1819(d)(2)(B) and section 1919(d)(2)(B) of the Act. The proposed amendments would

continue to allow the Secretary to grant waivers on a case-by-case basis if the safety of the patients would not be compromised and if specific provisions of the LSC would result in unreasonable hardship on the provider. The Secretary also may accept a State's fire and safety code instead of the LSC if the State's fire and safety code adequately protects patients. Further, the NFPA's Fire Safety Evaluation System (FSES), an equivalency system, provides alternatives to meeting various provisions of the LSC, thereby achieving the same level of fire protection as the LSC.

#### 2. Proposed Changes to the Regulations

In the May 18, 2004 IPPS proposed rule (69 FR 28337), we proposed to revise § 483.70(a) to delete references to the 1967, 1973, and 1981 editions of the LSC. We also proposed to revise the following regulations applicable to the specified facilities to clarify that the facility must be in compliance with Chapter 19.2.9, Emergency Lighting, beginning March 13, 2006. In addition, we proposed to also specify that, beginning March 13, 2006, Chapter 19.3.6.3.2, exception number 2 (concerning roller latches), does not apply to the facility.

- a. For religious nonmedical health care institutions: § 403.744(a) and (c).
- b. For hospices, § 418.100(d)(1), (d)(4), and new (d)(5).
- c. For PACE programs, § 460.72(b)(1)(i), ((b)(3)), and new (b)(4).
- d. For hospitals, § 482.41(b).
- e. For long-term care facilities, § 483.70(a).
- f. For ICF/MRs, § 483.470(j).
- g. For CAHs, § 485.623(d)(1), (d)(5), and new (d)(6).

We did not receive any timely public comments in response to the section in the May 18, 2004 proposed rule regarding changes to the Life Safety Code regulations for religious nonmedical health care institutions, hospices, programs of all-inclusive care for the elderly, hospitals, long-term care facilities, ICFs/MR, and CAHs. Therefore, we are adopting as final, without modification, the proposed changes to the LSC regulations.

#### IX. MedPAC Recommendations

We are required by section 1886(e)(4)(B) of the Act to respond to MedPAC's IPPS recommendations in our annual IPPS rules. We have reviewed MedPAC's March 1, 2004 "Report to the Congress: Medicare Payment Policy" and have given it careful consideration in conjunction with the policies set forth in this document. For further information

relating specifically to the MedPAC report or to obtain a copy of the report, contact MedPAC at (202) 653-7220, or visit MedPAC's Web site at: <http://www.medpac.gov>.

We note that MedPAC, in its March 1, 2004 report, included only one recommendation concerning Medicare inpatient hospital payment policies. MedPAC's Recommendation 3A-1 states that Congress should increase payment rates for the IPPS by the projected rate of increase in the hospital market basket for FY 2005. We note that section 501(a)(3) of Public Law 108-173 requires that the payment rates for the IPPS be increased by the market basket percentage increase for all hospitals during FYs 2005, 2006, and 2007. However, section 501(a) also provides for reducing the update by 0.4 percentage points for any hospital that fails to submit data on a list of 10 quality indicators. We discuss this recommendation further in Appendix B of this final rule in the context of our recommendation concerning the update factor for inpatient hospital operating costs and for hospitals and hospital distinct-part units excluded from the IPPS.

## X. Other Required Information

### A. Requests for Data From the Public

In order to respond promptly to public requests for data related to the prospective payment system, we have established a process under which commenters can gain access to raw data on an expedited basis. Generally, the data are available in computer tape or cartridge format; however, some files are available on diskette as well as on the Internet at <http://www.hcfa.gov/stats/pufiles.htm>. In the May 18, 2004 proposed rule, we published a list of data files that are available for purchase from CMS or that may be downloaded from the Internet free of charge (68 FR 28337 through 28339).

### B. Collection of Information Requirements

Under the Paperwork Reduction Act of 1995 (PRA), we are required to provide 60-day notice in the **Federal Register** and solicit public comment before a collection of information requirement is submitted to the Office of Management and Budget (OMB) for review and approval. In order to evaluate fairly whether an information collection should be approved by OMB, section 3506(c)(2)(A) of the Paperwork Reduction Act of 1995 requires that we solicit comment on the following issues:

- The need for the information collection and its usefulness in carrying out the proper functions of our agency.
- The accuracy of our estimate of the information collection burden.
- The quality, utility, and clarity of the information to be collected.
- Recommendations to minimize the information collection burden on the affected public, including automated collection techniques.

In the May 18, 2004 proposed rule, we solicited public comments on each of these issues for the information collection requirements in the proposed rule discussed below under which associated burdens are subject to the PRA.

#### *Section 412.22 Excluded Hospitals and Hospital Units: General Rules*

In summary, this section outlines the requirements for excluded hospitals and hospital units. This section states that a LTCH that occupies space in a building used by another hospital, or in one or more separate buildings located on the same campus as buildings used by another hospital must notify its fiscal intermediary and CMS in writing of its co-location.

The collection requirement has not changed. While this requirement is subject to the PRA, this requirement is currently approved in OMB No. 0938-0897, with a current expiration date of July 31, 2006.

#### *Section 412.25 Excluded Hospital Units: Common Requirements*

In summary, this section applies the excluded hospital unit requirements to psychiatric or rehabilitation CAH units that are now permitted under the provisions of Public Law 108-173. This section states that if a psychiatric rehabilitation unit of a CAH does not meet the applicable requirements, payment will not be made and will resume only after the unit has demonstrated to CMS that it meets the applicable requirements.

We believe the collection requirements are exempt as defined in 5 CFR 1320.4, information collections conducted or sponsored during the conduct of a criminal or civil action, or during the conduct of an administrative action or investigation, or audit. We also believe the collection requirements to be exempt as defined in 5 CFR 1320.3(c)(4) because we believe this would affect less than 10 persons.

#### *Section 412.64 Federal Rates for Inpatient Operating Costs for Federal Fiscal Year 2005 and Subsequent Fiscal Years*

In summary, this section outlines the requirements and process for determining the adjustment of the wage index to account for the commuting patterns of hospital workers. This section states that a hospital may waive the application of the wage index adjustment by notifying CMS in writing within 45 days after the publication of the annual notice of proposed rulemaking for the IPPS.

The burden associated with this requirement is the time and effort for the hospital to prepare a written notice asking to waive the application of the wage index adjustment and to send the notice to CMS.

The burden associated with this requirement is estimated to be 30 minutes per hospital. Therefore, we estimate it would take 5 total annual hours (30 minutes × 10 hospitals seeking a waiver).

#### *Section 412.101 Special Treatment: Inpatient Hospital Payment Adjustment for Low-Volume Hospitals*

In summary, this section outlines the requirements for determining a payment adjustment for low-volume hospitals. This section states that, in order to qualify for the higher incremental costs adjustment, the hospital must provide its fiscal intermediary with evidence that it meets the distance requirement specified in this section.

The burden associated with this requirement is the time and effort for the hospital to provide the fiscal intermediary with evidence that it meets the specified distance requirement.

The burden associated with this requirement is estimated to be 1 hour per hospital. Therefore, we estimate it would take 500 total annual hours (1 hour × 500 hospitals seeking the incremental costs adjustment).

#### *Section 412.103 Special Treatment: Hospitals Located in Urban Areas and That Apply for Reclassification as Rural*

In summary, this section outlines the requirements and process for a rural hospital to become reclassified. This section states that a prospective payment hospital that is located in an urban area may be reclassified as a rural hospital if it submits an application in accordance with this section.

In the May 18, 2004 proposed rule, we proposed to revise this section. However, the collection requirement remains the same. While this requirement is subject to the PRA, this

requirement is currently approved in OMB No. 0938-0573, with a current expiration date of October 31, 2005.

*Section 412.211 Puerto Rico Rates for Federal Fiscal Year 2004 and Subsequent Fiscal Years*

In summary, this section outlines the requirements and process for determining the adjusted prospective payment rate for inpatient hospital services in Puerto Rico. This section states that a hospital may waive the application of the wage index adjustment for commuting hospital employees by notifying CMS in writing within 45 days after the publication of the annual notice of proposed rulemaking for the inpatient prospective payment system.

The burden associated with this requirement is the time and effort for the hospital to prepare a written notice asking to waive the application of the wage index adjustment and to send the notice to CMS.

The burden associated with this requirement is estimated to be 30 minutes per hospital. Therefore, we estimate it would take 5 total annual hours (30 minutes × 10 hospitals seeking a waiver).

*Section 412.234 Criteria for All Hospitals in an Urban County Seeking Redesignation to Another Urban Area*

In summary, this section outlines the requirements for determining an urban hospital's redesignation to another urban area. This section states that hospitals must submit appropriate wage data to the fiscal intermediary as outlined.

In the May 18, 2004 proposed rule, we proposed to revise this section. However, the collection requirement remains the same. While this requirement is subject to the PRA, this requirement is currently approved in OMB No. 0938-0907, with a current expiration date of December 31, 2005.

*Section 413.70 Payment for Services of a CAH*

In summary, this section outlines the requirements for a CAH to make an election to be paid for outpatient facility services plus the fee schedule for professional services under an optional single payment method. This section states that a CAH may make this election in any cost reporting period. This election must be made in writing, made on an annual basis, and delivered to the fiscal intermediary servicing the CAH at least 30 days before the start of each affected cost reporting period.

In the May 18, 2004 proposed rule, we proposed to revise this section.

However, the collection requirement remains the same. While this requirement is subject to the PRA, this requirement is currently approved in OMB No. 0938-0050, with a current expiration date of November 30, 2005.

*Section 413.78 Direct GME Payments: Determinations of the Total Number of FTE Residents*

In summary, this section outlines the requirements for the determination of the total number of FTE residents in determining direct GME payments to hospitals. Currently, this section states that, for residents who spend time in nonprovider settings, there must be a written agreement between the hospital and the outside entity that states that the resident's compensation for training time spent outside of the hospital setting is to be paid by the hospital. In the May 18, 2004 proposed rule, we proposed to remove the written agreement requirement from this section.

This requirement is exempt from the PRA in accordance with Public Law 99-272 or Public Law 108-173, or both.

*Section 413.79 Direct GME Payments: Determination of the Weighted Number of FTE Residents*

In summary, this section outlines the requirements for the determination of the weighted number of FTE residents for direct GME payments to hospitals. Under this section in the May 18, 2004 proposed rule, we proposed that a hospital seeking an adjustment to the limit on its unweighted resident count under section 422 of Public Law 108-173 must provide documentation justifying the adjustment. In addition, the section states that a hospital wishing to receive a temporary adjustment to its FTE resident cap because it is participating in a Medicare GME affiliated group must submit the Medicare GME affiliation agreement to the CMS fiscal intermediary and to CMS's Central Office. This section specifies the information that a request must contain.

These requirements are exempt from the PRA in accordance with Public Law 99-272 or Public Law 108-173, or both.

*Section 413.80 Direct GME Payments: Determination of Weighting Factors for Foreign Medical Graduates*

In summary, this section specifies the information that a hospital must submit to the fiscal intermediary to include foreign medical graduates in its FTE count for a particular cost reporting period.

This requirement is exempt from the PRA in accordance with Public Law 99-272 or Public Law 108-173, or both.

*Section 413.83 Direct GME Payments: Adjustment of a Hospital's Target Amount or Prospective Payment Hospital-Specific Rate*

In summary, this section outlines the requirements for seeking an adjustment to the hospital's target amount or hospital-specific rate. This section states that a hospital may request that the intermediary review the classification of operating costs that were previously misclassified for purposes of adjusting the hospital's target amount or hospital-specific rate. A hospital's request for review must include sufficient documentation demonstrating that an adjustment is warranted. This section also specifies the terms in which the information should be provided.

This requirement is exempt from the PRA in accordance with Public Law 99-272 or Public Law 108-173, or both.

*Section 480.106 Exceptions to QIO Notice Requirements*

In summary, in the May 18, 2004 proposed rule, we proposed to revise this section to add exceptions to the notice requirements for disclosure of QIO information to any person, agency, or organization. The notice requirements do not apply if the institution or practitioner has requested, in writing, that the QIO make the disclosure; the institution or practitioner has provided, in writing, consent for the disclosure; or the information is public information.

The burden associated with these requirements is the time and effort for the institution or practitioner to provide a written request that the QIO make the disclosure or consent to the disclosure.

We believe the collection requirements are exempt as defined in 5 CFR 1320.3(c)(4) because we believe this would affect less than 10 persons.

*Section 480.133 Disclosure of Information About Practitioners, Reviewers, and Institutions*

In summary, this section outlines the requirements concerning the disclosure of QIO information about practitioners, reviewers, and institutions. This section states that a QIO may disclose information on a particular practitioner or reviewer at the written request of, or with the written consent of, that practitioner or reviewer, with the recipient subject to the same rights and responsibilities on redisclosure as the requesting or consenting practitioner or reviewer.

We believe the collection requirements are exempt as defined in 5 CFR 1320.3(c)(4) because we believe this would affect less than 10 persons.

*Section 480.140 Disclosure of Quality Review Study Information*

In summary, this section outlines the requirements concerning the disclosure of quality review study information. This section states that a QIO may disclose quality review study information with identifiers of particular practitioners or institutions, or both, at the written request of, or with the written consent of, the identified practitioner(s) or institution(s). The consent or request must specify the information that is to be disclosed and the intended recipient of the information. The recipient would be subject to the same rights and responsibilities on redisclosure as the requesting or consenting practitioner or institution.

We believe the collection requirements to be exempt as defined in 5 CFR 1320.3(c)(4) because we believe this would affect less than 10 persons.

*Section 482.43 Condition of Participation: Discharge Planning*

In summary, this section outlines the requirements of the discharge planning process. This section states that the hospital must include in the discharge plan, a list of HHAs or SNFs that are available to the patient, that participate

in the Medicare program, that serve the geographic area, and that request to be listed by the hospital as available and to maintain documentation. This section also specifies other information that the discharge plan must contain.

The burden associated with these requirements is the time and effort for the hospital to provide a list to beneficiaries, for whom home health care or posthospital extended care services are necessary, and document the patient's medical record.

The burden associated with these requirements is estimated to be 5 minutes per hospital per discharge. Therefore, we estimate the total national burden to be 327,684 hours annually to comply with these requirements (652 discharges per hospital per year  $\times$  6,031 hospitals  $\times$  5 minutes each).

We did not receive any comments on the proposed information collection and recordkeeping requirements.

The new information collection and recordkeeping requirements, described above, have been submitted to the OMB for review under the authority of the PRA. These requirements will not be effective until they have been approved by OMB.

*C. Waiver of Proposed Rulemaking for Technical Correction to LTCH Regulations*

We ordinarily publish a notice of proposed rulemaking in the **Federal**

**Register** to provide a period for public comment before the provisions of a notice take effect. However, we can waive this procedure if we find good cause that notice and comment procedure is impracticable, unnecessary, or contrary to the public interest and incorporate a statement of the findings and the reasons for it into the notice issued.

In section VI.A.6 of the preamble of this final rule, we discuss a technical correction that we are making to the regulations to reinstate § 412.22(h)(6) to the regulations governing payments to LTCHs under the LTCH PPS. We find it unnecessary to undertake notice and comment rulemaking with respect to the addition of § 412.22(h)(6) to the regulation text because this correction merely reinstates a paragraph of regulation text implemented in one final rule and inadvertently erroneously removed by another final rule. We also note that the policy codified in § 412.22(h)(6) underwent notice and comment rulemaking before being finalized. Thus, because the public has already had the opportunity to comment on this policy, additional comment would be unnecessary.

BILLING CODE 4120-01-P

## Crosswalk of Contents of §413.86

Existing Section	New Section
§413.86(a)	§413.75(a)
§413.86(a)(1)	§413.75(a)(1)
§413.86(a)(2)	§413.75(a)(2)
§413.86(b)	§413.75(b)
§413.86(c)	§413.75(c)
§413.86(d)	§413.76
§413.86(d), introductory text	§413.76, introductory text
§413.86(d)(1)	§413.76(a)
§413.86(d)(2)	§413.76(b)
§413.86(d)(3)	§413.76(c)
§413.86(d)(3)(i)	§413.76(c)(1)
§413.86(d)(3)(ii)	§413.76(c)(2)
§413.86(d)(3)(iii)	§413.76(c)(3)
§413.86(d)(3)(iv)	§413.76(c)(4)
§413.86(d)(3)(v)	§413.76(c)(5)
§413.86(d)(4)	§413.76(d)
§413.86(d)(5)	§413.76(e)
§413.86(d)(5)(i)	§413.76(e)(1)
§413.86(d)(5)(ii)	§413.76(e)(2)
§413.86(d)(6)	§413.76(f)
§413.86(e)	§413.77
§413.86(e)(1)	§413.77(a)
§413.86(e)(1)(i)	§413.77(a)(1)
§413.86(e)(1)(i)(A)	§413.77(a)(1)(i)
§413.86(e)(1)(i)(B)	§413.77(a)(1)(ii)
§413.86(e)(1)(ii)	§413.77(a)(2)
§413.86(e)(1)(ii)(A)	§413.77(a)(2)(i)
§413.86(e)(1)(ii)(B)	§413.77(a)(2)(ii)
§413.86(e)(1)(ii)(C)	§413.77(a)(2)(iii)
§413.86(e)(1)(iii)	§413.77(a)(3)
§413.86(e)(1)(iv)	§413.77(a)(4)
§413.86(e)(1)(v)	§413.77(a)(5)
§413.86(e)(2), introductory text	§413.77(b), introductory text
§413.86(e)(2)(i)	§413.77(b)(1)
§413.86(e)(2)(ii)	§413.77(b)(2)
§413.86(e)(3), introductory text	§413.77(c), introductory text
§413.86(e)(3)(i)	§413.77(c)(1)
§413.86(e)(3)(ii)	§413.77(c)(2)
§413.86(e)(4), introductory text	§413.77(d), introductory text--NEW
§413.86(e)(4)(i), introductory text	§413.77(d)(1), introductory text
§413.86(e)(4)(i)(A), introductory text	§413.77(d)(1)(i), introductory text
§413.86(e)(4)(i)(A)(1)	§413.77(d)(1)(i)(A)
§413.86(e)(4)(i)(A)(2)	§413.77(d)(1)(i)(B)
§413.86(e)(4)(i)(A)(3)	§413.77(d)(1)(i)(C)
§413.86(e)(4)(i)(B)	§413.77(d)(1)(ii)



Existing Section	New Section
§413.86(e)(4)(ii), introductory text	§413.77(d)(2), introductory text--NEW
§413.86(e)(4)(ii)(A)	§413.77(d)(2)(i)
§413.86(e)(4)(ii)(B)	§413.77(d)(2)(ii)
§413.86(e)(4)(ii)(C), introductory text	§413.77(d)(2)(iii), introductory text
§413.86(e)(4)(ii)(C)(1)	§413.77(d)(2)(iii)(A)
§413.86(e)(4)(ii)(C)(1)(i)	§413.77(d)(2)(iii)(A)(1)
§413.86(e)(4)(ii)(C)(1)(ii)	§413.77(d)(2)(iii)(A)(2)
§413.86(e)(4)(ii)(C)(1)(iii)	§413.77(d)(2)(iii)(A)(3)
§413.86(e)(4)(ii)(C)(2), introductory text	§413.77(d)(2)(iii)(B), introductory text--NEW
§413.86(e)(4)(ii)(C)(2)(i)	§413.77(d)(2)(iii)(B)(1)
§413.86(e)(4)(ii)(C)(2)(ii)	§413.77(d)(2)(iii)(B)(2)
§413.86(e)(4)(ii)(C)(2)(iii)	§413.77(d)(2)(iii)(B)(3)--NEW
§413.86(e)(4)(ii)(C)(2)(iv)	§413.77(d)(2)(iii)(B)(4)--NEW
--	§413.77(d)(2)(iii)(B)(5)--NEW
§413.86(e)(4)(ii)(C)(3)	§413.77(d)(2)(iii)(C)--NEW
§413.86(e)(5)	§413.77(e)
§413.86(e)(5)(i)	§413.77(e)(1)
§413.86(e)(5)(i)(A)	§413.77(e)(1)(i)
§413.86(e)(5)(i)(B), introductory text	§413.77(e)(1)(ii), introductory text
§413.86(e)(5)(i)(B)(1)	§413.77(e)(1)(ii)(A)
§413.86(e)(5)(i)(B)(2)	§413.77(e)(1)(ii)(B)
§413.86(e)(5)(i)(C)	§413.77(e)(1)(iii)
§413.86(e)(5)(ii)	§413.77(e)(2)
§413.86(e)(5)(iii)	§413.77(e)(3)
--	§413.77(f)--NEW
--	§413.77(g)--NEW
§413.86(f)	§413.78
§413.86(f), introductory text	§413.78, introductory text
§413.86(f)(1)	§413.78(a)
§413.86(f)(2)	§413.78(b)
§413.86(f)(3), introductory text	§413.78(c), introductory text
§413.86(f)(3)(i)	§413.78(c)(1)
§413.86(f)(3)(ii)	§413.78(c)(2)
§413.86(f)(4), introductory text	§413.78(d), introductory text
§413.86(f)(4)(i)	§413.78(d)(1)
§413.86(f)(4)(ii)	§413.78(d)(2)
§413.86(f)(4)(iii)	§413.78(d)(3)
§413.86(f)(4)(iv)	§413.78(d)(4)
--	§413.78(e), introductory text--NEW
--	§413.78(e)(1)--NEW

Existing Section	New Section
--	§413.78(e)(2)--NEW
--	§413.78(e)(3)--NEW
§413.86(g), introductory text	§413.79
§413.86(g), introductory text	§413.79, introductory text
§413.86(g)(1)	§413.79(a)
§413.86(g)(1)	§413.79(a) introductory text--NEW
§413.86(g)(1)	§413.79(a)(1)--NEW
§413.86(g)(1)	§413.79(a)(2)--NEW
§413.86(g)(1)	§413.79(a)(3)--NEW
§413.86(g)(1)	§413.79(a)(4)--NEW
§413.86(g)(1)	§413.79(a)(5)--NEW
§413.86(g)(1)(i)	§413.79(a)(6)
§413.86(g)(1)(ii)	§413.79(a)(7)
§413.86(g)(1)(iii), introductory text	§413.79(a)(8), introductory text
§413.86(g)(1)(iii)(A)	§413.79(a)(8)(i)
§413.86(g)(1)(iii)(B)	§413.79(a)(8)(ii)
§413.86(g)(1)(iv)	§413.79(a)(9)
--	§413.79(a)(10)--NEW
§413.86(g)(2)	§413.79(b)(1)
§413.86(g)(3)	§413.79(b)(2)
--	§413.79(c)(1), introductory text--NEW
--	§413.79(c)(1)(i) through (iii)--NEW
§413.86(g)(4), introductory text	§413.79(c)(2), introductory text
§413.86(g)(4)(i)	§413.79(c)(2)(i)
§413.86(g)(4)(ii)	§413.79(c)(2)(ii)
§413.86(g)(4)(iii)	§413.79(c)(2)(iii)
§413.86(g)(4)(iv)	§413.79(c)(2)(iv)
§413.86(g)(4)(v)	§413.79(c)(2)(v)
--	§413.79(c)(3)(i) through (ii)--NEW
--	§413.79(c)(4)--NEW
	§413.79(c)(5)--NEW
§413.86(g)(5), introductory text	§413.79(d), introductory text
§413.86(g)(5)(i)	§413.79(d)(1)
§413.86(g)(5)(ii)	§413.79(d)(2)
§413.86(g)(5)(iii)	§413.79(d)(3)
§413.86(g)(5)(iv)	§413.79(d)(4)
§413.86(g)(5)(v)	§413.79(d)(5)
§413.86(g)(5)(vi)	§413.79(d)(6)
§413.86(g)(5)(vii)	§413.79(d)(7)
§413.86(g)(6), introductory text	§413.79(e), introductory text
§413.86(g)(6)(i)	§413.79(e)(1)
§413.86(g)(6)(i)(A)	§413.79(e)(1)(i)

Existing Section	New Section
§413.86(g)(6)(i)(B)	§413.79(e)(1)(ii)
§413.86(g)(6)(i)(C)	§413.79(e)(1)(iii)
§413.86(g)(6)(i)(D)	§413.79(e)(1)(iv)
§413.86(g)(6)(i)(E)	§413.79(e)(1)(v)
§413.86(g)(6)(ii), introductory text	§413.79(e)(2), introductory text
§413.86(g)(6)(ii)(A)	§413.79(e)(2)(i)
§413.86(g)(6)(ii)(B)	§413.79(e)(2)(ii)
§413.86(g)(6)(iii)	§413.79(e)(3)
§413.86(g)(6)(iv)	§413.79(e)(4)
§413.86(g)(7)	§413.79(f)
§413.86(g)(7)(i)	§413.79(f)(1)
§413.86(g)(7)(ii)	§413.79(f)(2)
§413.86(g)(7)(iii)	§413.79(f)(3)
§413.86(g)(7)(iv)	§413.79(f)(4)
§413.86(g)(7)(v)	§413.79(f)(5)
§413.86(g)(8), introductory text	§413.79(g), introductory text
§413.86(g)(8)(i), introductory text	§413.79(g)(1), introductory text
§413.86(g)(8)(i)(A)	§413.79(g)(1)(i)
§413.86(g)(8)(i)(B)	§413.79(g)(1)(ii)
§413.86(g)(8)(ii)	§413.79(g)(2)
§413.86(g)(8)(iii)	§413.79(g)(3)
§413.86(g)(8)(iv)	§413.79(g)(4)
§413.86(g)(8)(v)	§413.79(g)(5)
§413.86(g)(9)	§413.79(h)
§413.86(g)(9)(i), introductory text	§413.79(h)(1), introductory text
§413.86(g)(9)(i)(A)	§413.79(h)(1)(i)
§413.86(g)(9)(i)(B)	§413.79(h)(1)(ii)
§413.86(g)(9)(ii), introductory text	§413.79(h)(2), introductory text
§413.86(g)(9)(ii)(A)	§413.79(h)(2)(i)
§413.86(g)(9)(ii)(B)	§413.79(h)(2)(ii)
§413.86(g)(9)(iii), introductory text	§413.79(h)(3), introductory text
§413.86(g)(9)(iii)(A), introductory text	§413.79(h)(3)(i), introductory text
§413.86(g)(9)(iii)(A)(1)	§413.79(h)(3)(i)(A)
§413.86(g)(9)(iii)(A)(2)	§413.79(h)(3)(i)(B)
§413.86(g)(9)(iii)(B), introductory text	§413.79(h)(3)(ii), introductory text
§413.86(g)(9)(iii)(B)(1)	§413.79(h)(3)(ii)(A)
§413.86(g)(9)(iii)(B)(2)	§413.79(h)(3)(ii)(B)
§413.86(g)(10), introductory text	§413.79(i), introductory text
§413.86(g)(10)(i)	§413.79(i)(1)
§413.86(g)(10)(ii)	§413.79(i)(2)
§413.86(g)(10)(iii)	§413.79(i)(3)
§413.86(g)(11), introductory text	§413.79(j), introductory text

Existing Section	New Section
§413.86(g)(11)(i)	§413.79(j)(1)
§413.86(g)(11)(ii)	§413.79(j)(2)
§413.86(g)(11)(iii)	§413.79(j)(3)
§413.86(g)(12), introductory text	§413.79(k), introductory text
§413.86(g)(12)(i), introductory text	§413.79(k)(1), introductory text
§413.86(g)(12)(i)(A)	§413.79(k)(1)(i)
§413.86(g)(12)(i)(B)	§413.79(k)(1)(ii)
§413.86(g)(12)(ii), introductory text	§413.79(k)(2), introductory text
§413.86(g)(12)(ii)(A)	§413.79(k)(2)(i)
§413.86(g)(12)(ii)(B), introductory text	§413.79(k)(2)(ii), introductory text
§413.86(g)(12)(ii)(B)(1), introductory text	§413.79(k)(2)(ii)(A), introductory text
§413.86(g)(12)(ii)(B)(1)(i)	§413.79(k)(2)(ii)(A)(1)
§413.86(g)(12)(ii)(B)(1)(ii)	§413.79(k)(2)(ii)(A)(2)
§413.86(g)(12)(ii)(B)(2)	§413.79(k)(2)(ii)(B)
§413.86(g)(12)(iii)	§413.79(k)(3)
§413.86(g)(12)(iv), introductory text	§413.79(k)(4), introductory text
§413.86(g)(12)(iv)(A)	§413.79(k)(4)(i)
§413.86(g)(12)(iv)(B), introductory text	§413.79(k)(4)(ii), introductory text
§413.86(g)(12)(iv)(B)(1)	§413.79(k)(4)(ii)(A)
§413.86(g)(12)(iv)(B)(2)	§413.79(k)(4)(ii)(B)
§413.86(g)(12)(v), introductory text	§413.79(k)(5), introductory text
§413.86(g)(12)(v)(A)	§413.79(k)(5)(i)
§413.86(g)(12)(v)(B)	§413.79(k)(5)(ii)
§413.86(g)(12)(v)(C)	§413.79(k)(5)(iii)
§413.86(g)(12)(vi)	§413.79(k)(6)
§413.86(g)(13)	§413.79(l)
§413.86(h)	§413.80
§413.86(h)(1), introductory text	§413.80(a), introductory text
§413.86(h)(1)(i)	§413.80(a)(1)
§413.86(h)(1)(ii)	§413.80(a)(2)
§413.86(h)(2)	§413.80(b)
§413.86(h)(3)	§413.80(c)
§413.86(h)(4)	§413.80(d)
§413.86(h)(5)	§413.80(e)
§413.86(h)(6)	§413.80(f)
§413.86(i)	§413.81
§413.86(i)(1), introductory text	§413.81(a), introductory text
§413.86(i)(1)(i)	§413.81(a)(1)
§413.86(i)(1)(ii)	§413.81(a)(2)
§413.86(i)(2)	§413.81(b)
§413.86(i)(3)(i)	§413.81(c)(1)
§413.86(i)(3)(ii)	§413.81(c)(2)

Existing Section	New Section
§413.86(j), introductory text	§413.75(d), introductory text
§413.86(j)(1)	§413.75(d)(1)
§413.86(j)(2)	§413.75(d)(2)
§413.86(j)(3)	§413.75(d)(3)
§413.86(j)(4)	§413.75(d)(4)
§413.86(j)(5)	§413.75(d)(5)
§413.86(j)(6)	§413.75(d)(6)
§413.86(j)(7)	§413.75(d)(7)
§413.86(k)	§413.82
§413.86(k)(1)	§413.82(a)
§413.86(k)(2)	§413.82(b)
§413.86(k)(3)	§413.82(c)
§413.86(l)	§413.83
§413.86(l)(1)	§413.83(a)
§413.86(l)(1)(i)	§413.83(a)(1)
§413.86(l)(1)(ii)	§413.83(a)(2)
§413.86(l)(2)(iii)	§413.83(a)(3)
§413.86(l)(2)	§413.83(b)
§413.86(l)(2)(i)	§413.83(b)(1)
§413.86(l)(2)(ii)	§413.83(b)(2)
§413.86(l)(2)(iii)	§413.83(b)(3)

## BILLING CODE 4120-01-C

**Note to Readers:** Redesignated §§ 413.77, 413.78 and 413.79 were the only three sections of the redesignated §§ 413.75 through 413.83 that contain proposed policy changes in the May 18, 2004 proposed rule:

- §§ 413.77(d) introductory text, (d)(2), (d)(2)(iii)(B), (d)(2)(iii)(B)(3), (d)(2)(iii)(B)(4), (d)(2)(iii)(B)(5), (d)(2)(iii)(C), and (f).
- §§ 413.78(e), (e)(1), (e)(2), and (e)(3).
- § 413.79(a), (c)(1), (c)(2), (c)(3), (c)(4), and (c)(5).

These policy changes, any public comments we received, our responses to these comments and any further changes we have made in response to these comments are discussed in section IV.O. of the preamble of this final rule.

The remaining portions of the redesignated §§ 413.75 through 413.83 contain only coding, cross-reference, and conforming redesignation changes. In the May 18, 2004 proposed rule, we solicited comments on redesignation, coding, and cross-reference changes.

We were notified of one error in our proposed redesignation of the contents of § 413.86. We erroneously redesignated the contents of § 413.86(j) and (j)(1) through (j)(7) as paragraphs (g) and (g)(1) through (g)(7) under § 413.80 which relates to determination of weighting factors for foreign medical graduates. The contents of § 413.86(j)

and (j)(1) through (j)(7) are general GME requirements relating to the information that a hospital must furnish to include a resident in the FTE count for a particular cost reporting period. Therefore, in this final rule, we have correctly redesignated § 413.86(j) and (j)(1) through (j)(7) as paragraphs (d) and (d)(1) through (d)(7) under § 413.75.

**List of Subjects****42 CFR Part 403**

Health insurance, Hospitals, Incorporation by reference, Intergovernmental relations, Medicare, Reporting and recordkeeping requirements.

**42 CFR Part 412**

Administrative practice and procedure, Health facilities, Medicare, Puerto Rico, Reporting and recordkeeping requirements.

**42 CFR Part 413**

Health facilities, Kidney diseases, Medicare, Puerto Rico, Reporting and recordkeeping requirements.

**42 CFR Part 418**

Health facilities, Hospice care, Incorporation by reference, Medicare, Reporting and recordkeeping requirements.

**42 CFR Part 460**

Aged, Health care, Incorporation by reference, Medicaid, Medicare, Reporting and recordkeeping requirements.

**42 CFR Part 480**

Health care, Health records, Medicare, Peer Review Organizations (PRO), Penalties, Privacy, Reporting and recordkeeping requirements.

**42 CFR Part 482**

Grant programs-health, Health facilities, Medicaid, Medicare, Reporting and recordkeeping requirements.

**42 CFR Part 483**

Grant programs-health, Health facilities, Health professions, Health records, Medicaid, Medicare, Nursing homes, Nutrition, Reporting and recordkeeping requirements, Safety.

**42 CFR Part 485**

Grant programs-health, Health facilities, Medicaid, Medicare, Reporting and recordkeeping requirements.

**42 CFR Part 489**

Health facilities, Medicare, Reporting and recordkeeping requirements.

- For the reasons stated in the preamble of this final rule, the Centers for Medicare & Medicaid Services is amending 42 CFR chapter IV as follows:
- A. Part 403 is amended as follows:

**PART 403—SPECIAL PROGRAMS AND PROJECTS**

- 1. The authority citation for part 403 continues to read as follows:

**Authority:** Secs. 1102 and 1871 of the Social Security Act (42 U.S.C. 1302 and 1395hh).

- 2. Section 403.744 is amended by—
- A. Revising paragraph (a).
- B. Revising paragraph (c).

The revision reads as follows:

**§ 403.744 Condition of Participation: Life safety from fire.**

(a) *General.* An RNHCI must meet the following conditions:

(1) Except as otherwise provided in this section—

(i) The RNHCI must meet the applicable provisions of the 2000 edition of the Life Safety Code of the National Fire Protection Association. The Director of the Office of the Federal Register has approved the NFPA 101®2000 edition of the Life Safety Code, issued January 14, 2000, for incorporation by reference in accordance with 5 U.S.C. 552(a) and 1 CFR part 51. A copy of the Code is available for inspection at the CMS Information Resource Center, 7500 Security Boulevard, Baltimore, MD or at the National Archives and Records Administration (NARA). For information on the availability of this material at NARA, call 202-741-6030, or go to: [http://www.archives.gov/federal\\_register/code\\_of\\_federal\\_regulations/ibr\\_locations.html](http://www.archives.gov/federal_register/code_of_federal_regulations/ibr_locations.html). Copies may be obtained from the National Fire Protection Association, 1 Batterymarch Park, Quincy, MA 02269. If any changes in this edition of the Code are incorporated by reference, CMS will publish notice in the **Federal Register** to announce the changes.

(ii) Chapter 19.3.6.3.2, exception number 2 of the adopted Life Safety Code does not apply to an RNHCI.

(2) [Reserved]

\* \* \* \* \*

(c) *Phase-in period.* Beginning March 13, 2006, an RNHCI must be in compliance with Chapter 19.2.9, Emergency Lighting. Beginning March 13, 2006, Chapter 19.3.6.3.2, exception number 2 does not apply to RNHCIs.

- B. Part 412 is amended as follows:

**PART 412—PROSPECTIVE PAYMENT SYSTEMS FOR INPATIENT HOSPITAL SERVICES**

- 1. The authority citation for part 412 continues to read as follows:

**Authority:** Secs. 1102 and 1871 of the Social Security Act (42 U.S.C. 1302 and 1395hh).

- 2. Section 412.2 is amended by adding a new paragraph (b)(3) to read as follows:

**§ 412.2 Basis of payment.**

\* \* \* \* \*

(b) *Payment in full.* \* \* \*

(3) If a patient is admitted to an acute care hospital and then the acute care hospital meets the criteria at § 412.23(e) to be paid as a LTCH, during the course of the patient's hospitalization, Medicare considers all the days of the patient stay in the facility (days prior to and after the designation of LTCH status) to be a single episode of LTCH care. Medicare will not make payment under subpart H for any part of the hospitalization. Payment for the entire patient stay (days prior to and after the designation of LTCH status) will be made in accordance with the requirements specified in § 412.521. The requirements of this paragraph (b)(3) apply only to a patient stay in which a patient is in an acute care hospital and that hospital is designated as a LTCH on or after October 1, 2004.

\* \* \* \* \*

- 3. Section 412.4 is amended by revising paragraph (d) to read as follows:

**§ 412.4 Discharges and transfers.**

\* \* \* \* \*

(d) *Qualifying DRGs.* (1) For purposes of paragraph (c) of this section, and subject to the provisions of paragraph (d)(2) of this section, the qualifying DRGs must meet the following criteria for both of the 2 most recent fiscal years for which data are available:

(i) The DRG must have a geometric mean length of stay of at least 3 days.

(ii) The DRG must have at least 14,000 cases identified as postacute care transfer cases.

(iii) The DRG must have at least 10 percent of the postacute care transfers occurring before the geometric mean length of stay for the DRG.

(iv) If the DRG is one of a paired DRG based on the presence or absence of a comorbidity or complication, one of the DRGs meets the criteria specified under paragraphs (d)(1)(i) through (d)(1)(iii) of this section.

(v) To initially qualify, the DRG must meet the criteria specified in paragraphs (d)(1)(i) through (d)(1)(iv) of this section and must have a decline in the geometric mean length of stay for

the DRG during the most recent 5-year period of at least 7 percent. Once a DRG initially qualifies, the DRG is subject to the criteria specified under paragraphs (d)(1)(i) through (d)(1)(iv) of this section for each subsequent fiscal year.

(2) For purposes of paragraph (c), a discharge is also considered to be a transfer if it meets the following conditions:

(i) The discharge is assigned to a DRG that contains only cases that were assigned to a DRG that qualified under this paragraph within the previous 2 years; and

(ii) The latter DRG was split or otherwise modified within the previous 2 fiscal years.

\* \* \* \* \*

- 4. Section 412.22 is amended by—

- A. Adding a sentence at the end of paragraph (a).

- B. Revising paragraph (e).

- C. Adding a new paragraph (h)(6).

The additions and revision read as follows:

**§ 412.22 Excluded hospitals and hospital units: General rules.**

(a) *Criteria.* \* \* \* For purposes of this subpart, the term "hospital" includes a critical access hospital (CAH).

\* \* \* \* \*

(e) *Hospitals-within-hospitals.* Except as provided in paragraph (f) of this section, a hospital that occupies space in a building also used by another hospital, or in one or more separate buildings located on the same campus as buildings used by another hospital, must meet the following criteria in order to be excluded from the prospective payment systems specified in § 412.1(a)(1):

(1) Except as specified in paragraph (e)(2) of this section, for cost reporting periods beginning on or after October 1, 1987, and before October 1, 2004—

(i) *Separate governing body.* The hospital has a governing body that is separate from the governing body of the hospital occupying space in the same building or on the same campus. The hospital's governing body is not under the control of the hospital occupying space in the same building or on the same campus, or of any third entity that controls both hospitals.

(ii) *Separate chief medical officer.* The hospital has a single chief medical officer who reports directly to the governing body and who is responsible for all medical staff activities of the hospital. The chief medical officer of the hospital is not employed by or under contract with either the hospital occupying space in the same building or on the same campus or any third entity that controls both hospitals.

(iii) *Separate medical staff.* The hospital has a medical staff that is separate from the medical staff of the hospital occupying space in the same building or on the same campus. The hospital's medical staff is directly accountable to the governing body for the quality of medical care provided in the hospital, and adopts and enforces by-laws governing medical staff activities, including criteria and procedures for recommending to the governing body the privileges to be granted to individual practitioners.

(iv) *Chief executive officer.* The hospital has a single chief executive officer through whom all administration authority flows, and who exercises control and surveillance over all administrative activities of the hospital. The chief executive officer is not employed by, or under contract with, either the hospital occupying space in the same building or on the same campus or any third entity that controls both hospitals.

(v) *Performance of basic hospital functions.* The hospital meets one of the following criteria:

(A) The hospital performs the basic functions specified in §§ 482.21 through 482.27, 482.30, 482.42, 482.43, and 482.45 of this chapter through the use of employees or under contracts or other agreements with entities other than the hospital occupying space in the same building or on the same campus, or a third entity that controls both hospitals. Food and dietetic services and housekeeping, maintenance, and other services necessary to maintain a clean and safe physical environment could be obtained under contracts or other agreements with the hospital occupying space in the same building or on the same campus, or with a third entity that controls both hospitals.

(B) For the same period of at least 6 months used to determine compliance with the criterion regarding the age of patients in § 412.23(d)(2) or the length-of-stay criterion in § 412.23(e)(2), or for hospitals other than children's or long-term care hospitals, for a period of at least 6 months immediately preceding the first cost reporting period for which exclusion is sought, the cost of the services that the hospital obtains under contracts or other agreements with the hospital occupying space in the same building or on the same campus, or with a third entity that controls both hospitals, is no more than 15 percent of the hospital's total inpatient operating costs, as defined in § 412.2(c). For purposes of this paragraph (e)(1)(v)(B), however, the costs of preadmission services are those specified under

§ 413.40(c)(2) rather than those specified under § 412.2(c)(5).

(C) For the same period of at least 6 months used to determine compliance with the criterion regarding the age of inpatients in § 412.23(d)(2) or the length-of-stay criterion in § 412.23(e)(2), or for hospitals other than children's or long-term care hospitals, for the period of at least 6 months immediately preceding the first cost reporting period for which exclusion is sought, the hospital has an inpatient population of whom at least 75 percent were referred to the hospital from a source other than another hospital occupying space in the same building or on the same campus.

(2) Effective for long-term care hospitals-within-hospitals for cost reporting periods beginning on or after October 1, 2004, the hospital must meet the governance and control requirements at paragraphs (e)(1)(i) through (e)(1)(iv) of this section.

(3) *Notification of co-located status.* A long-term care hospital that occupies space in a building used by another hospital, or in one or more separate buildings located on the same campus as buildings used by another hospital that meets the criteria of (e)(1) or (e)(2) of this section must notify its fiscal intermediary and CMS in writing of its co-location within 60 days of its first cost reporting period that begins on or after October 1, 2002.

\* \* \* \* \*

(h) *Satellite facilities.* \* \* \*

(6) The provisions of paragraph (h)(2)(i) of this section do not apply to any long-term care hospital that is subject to the long-term care hospital prospective payment system under Subpart O of this subpart, effective for cost reporting periods occurring on or after October 1, 2002, and that elects to be paid based on 100 percent of the Federal prospective payment rate as specified in § 412.533(c), beginning with the first cost reporting period following that election, or when the LTCH is fully transitioned to 100 percent of the Federal prospective rate, or to a new long-term care hospital, as defined in § 412.23(e)(4).

\* \* \* \* \*

■ 5. Section 412.25 is amended by adding a new paragraph (g), to read as follows:

**§ 412.25 Excluded hospital units: Common requirements.**

\* \* \* \* \*

(g) *CAH units not meeting applicable requirements.* If a psychiatric or rehabilitation unit of a CAH does not meet the requirements of § 485.647 with respect to a cost reporting period, no

payment may be made to the CAH for services furnished in that unit for that period. Payment to the CAH for services in the unit may resume only after the start of the first cost reporting period beginning after the unit has demonstrated to CMS that the unit meets the requirements of § 485.647.

- 6. Section 412.63 is amended by—
- A. Revising the heading of the section.
- B. Revising paragraph (a).
- C. Adding introductory text to paragraph (b).
- D. Revising paragraph (c)(1), (c)(5), and (c)(6)
- E. Revising paragraph (u).

The revisions and addition read as follow:

**§ 412.63 Federal rates for inpatient operating costs for Federal fiscal years 1984 through 2004.**

(a) *General rule.*

(1) CMS determines a national adjusted prospective payment rate for inpatient operating costs for each inpatient hospital discharge in Federal fiscal years 1985 through 2004 involving inpatient hospital service of a hospital in the United States, subject to the PPS, and determines a regional adjusted PPS rate for operating costs for such discharges in each region for which payment may be made under Medicare Part A.

(2) Each such rate is determined for hospitals located in urban or rural areas within the United States and within each such region, respectively, as described under paragraphs (b) through (u) of this section.

\* \* \* \* \*

(b) *Geographic classifications.* Effective for fiscal years 1985 through 2004, the following rules apply.

\* \* \* \* \*

(c) *Updating previous standardized amounts.* (1) For discharges occurring in fiscal year 1985 through fiscal year 2003, CMS computes average standardized amounts for hospitals in urban areas and rural areas within the United States, and in urban areas and rural areas within each region. For discharges occurring in fiscal year 2004, CMS computes an average standardized amount for hospitals located in all areas.

\* \* \* \* \*

(5) For fiscal years 1987 through 2004, CMS standardizes the average standardized amounts by excluding an estimate of indirect medical education payments.

(6) For fiscal years 1988 through 2003, CMS computes average standardized amounts for hospitals located in large urban areas, other urban areas, and rural areas. The term *large urban area* means

an MSA with a population of more than 1,000,000 or an NECMA, with a population of more than 970,000 based on the most recent available population data published by the Census Bureau. For fiscal year 2004, CMS computes an average standardized amount for hospitals located in all areas.

\* \* \* \* \*

(u) *Applicable percentage change for fiscal year 2004.* The applicable percentage change for fiscal year 2004 is the percentage increase in the market basket index for prospective payment hospitals (as defined in § 413.40(a) of this subchapter) for hospitals in all areas.

\* \* \* \* \*

■ 7. A new § 412.64 is added to Subpart D to read as follows:

**§ 412.64 Federal rates for inpatient operating costs for Federal fiscal year 2005 and subsequent fiscal years.**

(a) *General rule.* CMS determines a national adjusted prospective payment rate for inpatient operating costs for each inpatient hospital discharge in Federal fiscal year 2005 and subsequent fiscal years involving inpatient hospital services of a hospital in the United States subject to the prospective payment system for which payment may be made under Medicare Part A.

(b) *Geographic classifications.* (1) For purposes of this section, the following definitions apply:

(i) The term *region* means one of the 9 metropolitan divisions comprising the 50 States and the District of Columbia, established by the Executive Office of Management and Budget for statistical and reporting purposes.

(ii) The term *urban area* means—

(A) A Metropolitan Statistical Area, as defined by the Executive Office of Management and Budget; or

(B) The following New England counties, which are deemed to be parts of urban areas under section 601(g) of the Social Security Amendments of 1983 (Public Law 98–21, 42 U.S.S. 1395ww (note)); Litchfield County, Connecticut; York County, Maine; Sagadahoc County, Maine; Merrimack County, New Hampshire; and Newport County, Rhode Island.

(C) The term *rural area* means any area outside an urban area.

(D) The phrase *hospital reclassified as rural* means a hospital located in a county that, in FY 2004, was part of an MSA, but was redesignated as rural after September 30, 2004, as a result of the most recent census data and implementation of the new MSA definitions announced by OMB on June 6, 2003.

(2) For hospitals within an MSA that crosses census division boundaries, the MSA is deemed to belong to the census division in which most of the hospitals within the MSA are located.

(3) For discharges occurring on or after October 1, 2004, a hospital located in a rural county adjacent to one or more urban areas is deemed to be located in an urban area and receives the Federal payment amount for the urban area to which the greater number of workers in the county commute if the rural county would otherwise be considered part of an urban area, under the standards for designating MSAs if the commuting rates used in determining outlying counties were determined on the basis of the aggregate number of resident workers who commute to (and, if applicable under the standards, from) the central county or central counties of all adjacent MSAs. These EOMB standards are set forth in the notice of final revised standards for classification of MSAs published in the *Federal Register* on December 27, 2000 (65 FR 82228), announced by EOMB on June 6, 2003, and available from CMS, 7500 Security Boulevard, Baltimore, Maryland 21244.

(4) For purposes of this section, any change in an MSA designation is recognized on October 1 following the effective date of the change. Such a change in MSA designation may occur as a result of redesignation of an MSA by the Executive Office of Management and Budget.

(c) *Computing the standardized amount.* CMS computes an average standardized amount that is applicable to all hospitals located in all areas, updated by the applicable percentage increase specified in paragraph (d) of this section.

(d) *Applicable percentage change for fiscal year 2005 and for subsequent fiscal years.*

(1) Subject to the provisions of paragraph (d)(2) of this section, the applicable percentage change for fiscal year 2005 and for subsequent years for updating the standardized amount is the percentage increase in the market basket index for prospective payment hospitals (as defined in § 413.40(a) of this subchapter) for hospitals in all areas.

(2) For fiscal years 2005, 2006, and 2007, the applicable percentage change specified in paragraph (d)(1) of this section is reduced by 0.4 percentage points in the case of a “subsection (d) hospital,” as defined under section 1886(d)(1)(B) of the Act, that does not submit quality data on a quarterly basis to CMS, as specified by CMS. Any reduction of the percentage change will apply only to the fiscal year involved

and will not be taken into account in computing the applicable percentage increase for a subsequent fiscal year.

(e) *Maintaining budget neutrality.*

(1) CMS makes an adjustment to the standardized amount to ensure that—

(i) Changes to the DRG classifications and recalibrations of the DRG relative weights are made in a manner so that aggregate payments to hospitals are not affected; and

(ii) The annual updates and adjustments to the wage index under paragraph (h) of this section are made in a manner that ensures that aggregate payments to hospitals are not affected.

(2) CMS also makes an adjustment to the rates to ensure that aggregate payments after implementation of reclassifications under subpart L of this part are equal to the aggregate prospective payments that would have been made in the absence of these provisions.

(f) *Adjustment for outlier payments.* CMS reduces the adjusted average standardized amount determined under paragraph (c) through (e) of this section by a proportion equal to the proportion (estimated by CMS) to the total amount of payments based on DRG prospective payment rates that are additional payments for outlier cases under subpart F of this part.

(g) *Computing Federal rates for inpatient operating costs for hospitals located in all areas.* For each discharge classified within a DRG, CMS establishes for the fiscal year a national prospective payment rate for inpatient operating costs based on the standardized amount for the fiscal year and the weighting factor determined under § 412.60(b) for that DRG.

(h) *Adjusting for different area wage levels.* CMS adjusts the proportion of the Federal rate for inpatient operating costs that are attributable to wages and labor-related costs for area differences in hospital wage levels by a factor (established by CMS based on survey data) reflecting the relative level of hospital wages and wage-related costs in the geographic area (that is, urban or rural area as determined under the provisions of paragraph (b) of this section) of the hospital compared to the national average level of hospital wages and wage-related costs. The adjustment described in this paragraph (h) also takes into account the earnings and paid hours of employment by occupational category.

(1) The wage index is updated annually.

(2) CMS determines the proportion of the Federal rate that is attributable to wages and labor-related costs from time to time, employing a methodology that



is described in the annual regulation updating the system of payment for inpatient hospital operating costs.

(3) For discharges occurring on or after October 1, 2004, CMS employs 62 percent as the proportion of the rate that is adjusted for the relative level of hospital wages and wage-related costs, unless employing that percentage would result in lower payments for the hospital than employing the proportion determined under the methodology described in paragraph (h)(2) of this section.

(4) For discharges on or after October 1, 2004 and before September 30, 2007, CMS establishes a minimum wage index for each all-urban State, as defined in paragraph (h)(5) of this section. This minimum wage index value is computed using the following methodology:

(i) CMS computes the ratio of the lowest-to-highest wage index for each all-urban State;

(ii) CMS computes the average of the ratios of the lowest-to-highest wage indexes of all the all-urban States;

(iii) For each all-urban State, CMS determines the higher of the State's own lowest-to-highest rate (as determined under paragraph (h)(4)(i) of this section) or the average lowest-to-highest rate (as determined under paragraph (h)(4)(ii) of this section);

(iv) For each State, CMS multiplies the rate determined under paragraph (h)(4)(iii) of this section by the highest wage index value in the State;

(v) The product determined under paragraph (h)(4)(iv) of this section is the minimum wage index value for the State.

(5) An all-urban State is a State with no rural areas, as defined in this section, or a State in which there are no hospitals classified as rural. A State with rural areas and with hospitals reclassified as rural under § 412.103 in not an all-urban State.

(i) *Adjusting the wage index to account for commuting patterns of hospital workers.*

(1) *General criteria.* For discharges occurring on or after October 1, 2004, CMS adjusts the hospital wage index for hospitals located in qualifying counties to recognize the commuting patterns of hospital employees. A qualifying county is a county that meets all of the following criteria:

(i) Hospital employees in the county commute to work in an MSA (or MSAs) with a wage index (or wage indices) higher than the wage index of the MSA or rural statewide area in which the county is located.

(ii) At least 10 percent of the county's hospital employees commute to an MSA

(or MSAs) with a higher wage index (or wage indices).

(iii) The 3-year average hourly wage of the hospital(s) in the county equals or exceeds the 3-year average hourly wage of all hospitals in the MSA or rural statewide area in which the county is located.

(2) *Amount of adjustment.* A hospital located in a county that meets the criteria under paragraphs (i)(1)(i) through (i)(1)(iii) of this section will receive an increase in its wage index that is equal to a weighted average of the difference between the prereclassified wage index of the MSA (or MSAs) with the higher wage index (or wage indices) and the prereclassified wage index of the MSA or rural statewide area in which the qualifying county is located, weighted by the overall percentage of the hospital employees residing in the qualifying county who are employed in any MSA with a higher wage index.

(3) *Process for determining the adjustment.*

(i) CMS will use the most accurate data available, as determined by CMS, to determine the out-migration percentage for each county.

(ii) CMS will include, in its annual proposed and final notices of updates to the hospital inpatient prospective payment system, a listing of qualifying counties and the hospitals that are eligible to receive the adjustment to their wage indexes for commuting hospital employees, and the wage index increase applicable to each qualifying county.

(iii) Any wage index adjustment made under this paragraph (i) is effective for a period of 3 fiscal years, except that hospitals in a qualifying county may elect to waive the application of the wage index adjustment. A hospital may waive the application of the wage index adjustment by notifying CMS in writing within 45 days after the publication of the annual notice of proposed rulemaking for the hospital inpatient prospective payment system.

(iv) A hospital in a qualifying county that receives a wage index adjustment under this paragraph (g) is not eligible for reclassification under Subpart L of this part.

(j) *Wage index assignment for rural referral centers for FY 2005.*

(1) CMS makes an exception to the wage index assignment of a rural referral center for FY 2005 if the rural referral center meets the following conditions:

(i) The rural referral center was reclassified for FY 2004 by the MGCRB to another MSA, but, upon applying to the MGCRB for FY 2005, was found to be ineligible for reclassification because

its average hourly wage was less than 84 percent (but greater than 82 percent) of the average hourly wage of the hospitals geographically located in the MSA to which the rural referral center applied for reclassification for FY 2005.

(ii) The hospital may not qualify for any geographic reclassification under subpart L of this part, effective for discharges occurring on or after October 1, 2004.

(2) CMS will assign a rural referral center that meets the conditions of paragraph (j)(1) of this section the wage index value of the MSA to which it was reclassified by the MGCRB in FY 2004. The wage index assignment is applicable for discharges occurring during the 3-year period beginning October 1, 2004 and ending September 30, 2007.

(k) *Midyear corrections to the wage index.*

(1) CMS makes a midyear correction to the wage index for an area only if a hospital can show that—

(i) The intermediary or CMS made an error in tabulating its data; and

(ii) The hospital could not have known about the error, or did not have the opportunity to correct the error, before the beginning of the Federal fiscal year.

(2) A midyear correction to the wage index is effective prospectively from the date the change is made to the wage index.

(l) *Judicial decision.* If a judicial decision reverses a CMS denial of a hospital's wage data revision request, CMS pays the hospital by applying a revised wage index that reflects the revised wage data as if CMS's decision had been favorable rather than unfavorable.

■ 8. Section 412.87 is amended by revising paragraph (b)(3) to read as follows:

**§ 412.87 Additional payment for new medical services and technologies: General provisions.**

\* \* \* \* \*

(b) Eligibility criteria. \* \* \*

(3) The DRG prospective payment rate otherwise applicable to discharges involving the medical service or technology is determined to be inadequate, based on application of a threshold amount to estimated charges incurred with respect to such discharges. To determine whether the payment would be adequate, CMS will determine whether the charges of the cases involving a new medical service or technology will exceed a threshold amount that is the lesser of 75 percent of the standardized amount (increased to reflect the difference between cost

and charges) or 75 percent of one standard deviation beyond the geometric mean standardized charge for all cases in the DRG to which the new medical service or technology is assigned (or the case-weighted average of all relevant DRGs if the new medical service or technology occurs in many different DRGs). Standardized charges reflect the actual charges of a case adjusted by the prospective payment system payment factors applicable to an individual hospital, such as the wage index, the indirect medical education adjustment factor, and the disproportionate share adjustment factor.

**§ 412.88 [Amended]**

■ 9. Section 412.88 is amended by removing paragraph (c).

■ 10. A new § 412.101 is added to read as follows:

**§ 412.101 Special treatment: Inpatient hospital payment adjustment for low-volume hospitals.**

(a) *General considerations.*

(1) CMS provides an additional payment to a qualifying hospital for the higher incremental costs associated with a low volume of discharges. The amount of any additional payment for a qualifying hospital is calculated in accordance with paragraph (b) of this section.

(2) In order to qualify for this adjustment, a hospital must have less than 200 discharges during the fiscal year, as reflected in its cost report specified in paragraph (a)(3) of this section, and be located more than 25 road miles from the nearest subsection (d) hospital.

(3) The fiscal intermediary makes the determination of the discharge count for purposes of determining a hospital's qualification for the adjustment based on the hospital's most recent submitted cost report.

(4) In order to qualify for the adjustment, a hospital must provide its fiscal intermediary with sufficient evidence that it meets the distance requirement specified under paragraph (a)(2) of this section. The fiscal intermediary will base its determination of whether the distance requirement is

satisfied upon the evidence presented by the hospital and other relevant evidence, such as maps, mapping software, and inquiries to State and local police, transportation officials, or other government officials.

(b) *Determination of the adjustment amount.* The low-volume adjustment for hospitals that qualify under paragraph (a) of this section is 25 percent for each Medicare discharge.

(c) *Eligibility of new hospitals for the adjustment.* A new hospital will be eligible for a low-volume adjustment under this section once it has submitted a cost report for a cost reporting period that indicates that it meets the number of discharge requirements during the fiscal year and has provided its fiscal intermediary with sufficient evidence that it meets the distance requirement, as specified under paragraph (a)(2) of this section.

■ 11. Section 412.102 is amended by revising the introductory text to read as follows:

**§ 412.102 Special treatment: Hospitals located in areas that are reclassified from urban to rural as a result of a geographic redesignation.**

Effective on or after October 1, 1983, a hospital reclassified as rural, as defined in subpart D of this part, may receive an adjustment to its rural Federal payment amount for operating costs for two successive fiscal years.

\* \* \* \* \*

■ 12. Section 412.103 is amended by—

■ A. Revising paragraph (a) introductory text.

■ B. Adding a new paragraph (a)(4).

The revision and addition read as follows:

**§ 412.103 Special treatment: Hospitals located in urban areas and that apply for reclassification as rural.**

(a) *General criteria.* A prospective payment hospital that is located in an urban area (as defined in subpart D of this part) may be reclassified as a rural hospital if it submits an application in accordance with paragraph (b) of this section and meets any of the following conditions:

\* \* \* \* \*

(4) For any period after September 30, 2004 and before January 1, 2004, a CAH in a county that, in FY 2004, was not part of a MSA as defined by the Office of Management and Budget, but as of FY 2005 was included as part of an MSA as a result of the most recent census data and implementation of the new MSA definitions announced by OMB on June 6, 2003, may be reclassified as being located in a rural area for purposes of meeting the rural location requirement in § 485.610(b) of this chapter if it meets any of the requirements in paragraphs (a)(1), (a)(2), or (a)(3) of this section.

\* \* \* \* \*

■ 13. Section 412.104 is amended by revising paragraph (a) to read as follows:

**§ 412.104 Special treatment: Hospitals with high percentage of ESRD discharges.**

(a) *Criteria for classification.* CMS provides an additional payment to a hospital for inpatient services provided to ESRD beneficiaries who receive a dialysis treatment during a hospital stay, if the hospital has established that ESRD beneficiary discharges, excluding discharges classified into DRG 302 (Kidney Transplant), DRG 316 (Renal Failure), or DRG 317 (Admit for Renal Dialysis), where the beneficiary received dialysis services during the inpatient stay, constitute 10 percent or more of its total Medicare discharges.

\* \* \* \* \*

■ 14. Section 412.105 is amended by—

■ A. Revising paragraph (b).

■ B. Revising paragraph (d)(3)(vii).

■ C. Adding new paragraphs (d)(3)(viii) through (xii).

■ D. Adding a new paragraph (d)(4).

■ E. Redesignating the contents of paragraph (e) as paragraph (e)(1) and adding a new paragraph (e)(2).

■ F. Redesignating the contents of paragraph (f)(1)(iv) as paragraph (f)(1)(iv)(A) and adding new paragraphs (f)(1)(iv)(B) and (f)(1)(iv)(C).

**Cross-Reference Changes**

■ G. In paragraphs (a), (f), and (g) as indicated in the left column of the table below, remove the cross-reference indicated in the middle column from wherever it appears, and add the cross-reference in the right column:

Section	Remove Cross-Reference	Add Cross-Reference
412.105(a)(1), introductory text	paragraph (f) and (h) of this section	paragraph (f) of this section
412.105(f)(1)(i)(A)	§415.200(a)	§415.152
412.105(f)(1)(ii)(C)	§413.86(f)(3) or §413.86(f)(4)	§413.78(c) or §413.78(d)
412.105(f)(1)(vi)	§413.86(b)	§413.75(b)
412.105(f)(1)(vi)	§413.86(g)(7)	§413.79(f)
412.105(f)(1)(vii)	§413.86(g)(13)	§413.79(l)
412.105(f)(1)(vii)	§§413.86(g)(6)(i) through (iv)	§§413.79(e)(1) through (e)(4)
412.105(f)(1)(viii)	§413.86(g)(8)	§413.79(g)
412.105(f)(1)(ix)	§§413.86(g)(9)(i) and (g)(9)(ii)	§§ 413.79(h)(1) and (h)(2)
412.105(f)(1)(ix)	§§413.86(g)(9)(i) and (g)(9)(iii)(B)	§§413.79(h)(1) and (h)(3)(ii)
412.105(f)(1)(ix)	§§413.86(g)(9)(i) and (g)(9)(iii)(A)	§§413.79(h)(1) and (h)(3)(i)
412.105(f)(1)(x)	§413.86(g)(13)	§413.79(l)
412.105(f)(1)(x)	§413.86(g)(12)	§413.79(k)
412.105(f)(1)(xi)	§413.86(g)(10)	§413.79(i)
412.105(f)(1)(xii)	§413.86(g)(11)	§413.79(j)
412.105(g)	§§413.86(d)(3)(i) through (d)(3)(v)	§§413.76(c)(1) through (c)(5)

The revisions and additions read as follows:

**§ 412.105 Special treatment: Hospitals that incur indirect costs for graduate medical education programs.**

\* \* \* \* \*

(b) *Determination of the number of beds.* For purposes of this section, the number of beds in a hospital is determined by counting the number of available bed days during the cost reporting period and dividing that number by the number of days in the cost reporting period. This count of available bed days excludes bed days associated with—

(1) Beds in a unit or ward that is not occupied to provide a level of care that would be payable under the acute care hospital inpatient prospective payment system at any time during the 3 preceding months (the beds in the unit or ward are to be excluded from the determination of available bed days during the current month);

(2) Beds in a unit or ward that is otherwise occupied (to provide a level of care that would be payable under the acute care hospital inpatient prospective payment system) that could not be made available for inpatient occupancy within 24 hours for 30 consecutive days;

(3) Beds in excluded distinct part hospital units;

(4) Beds otherwise countable under this section used for outpatient observation services, skilled nursing swing-bed services, or ancillary labor/delivery services. This exclusion would not apply if a patient treated in an observation bed is ultimately admitted for acute inpatient care, in which case the beds and days would be included in those counts;

(5) Beds or bassinets in the healthy newborn nursery; and

(6) Custodial care beds.

\* \* \* \* \*

(d) *Determination of education adjustment factor.*

\* \* \* \* \*

(3) *Step three.* \* \* \*

(vii) For discharges occurring on or after October 1, 2002 and before April 1, 2004, 1.35.

(viii) For discharges occurring on or after April 1, 2004 and before October 1, 2004, 1.47.

(ix) For discharges occurring during fiscal year 2005, 1.42.

(x) For discharges occurring during fiscal year 2006, 1.37.

(xi) For discharges occurring during fiscal year 2007, 1.32.

(xii) For discharges occurring during fiscal year 2008 and thereafter, 1.35.

(4) For discharges occurring on or after July 1, 2005, with respect to FTE residents added as a result of increases

in the FTE resident cap under paragraph (f)(1)(iv)(C) of this section, the factor derived from completing steps one and two is multiplied by 'c', where 'c' is equal to 0.66.

(e) *Determination of payment amount.*

(1) \* \* \*

(2) For discharges occurring on or after July 1, 2005, a hospital that counts additional residents as a result of an increase in its FTE resident cap under paragraph (f)(1)(iv)(C) of this section will receive indirect medical education payments based on the sum of the following two indirect medical education adjustment factors:

(i) An adjustment factor that is calculated using the schedule of formula multipliers in paragraph (d)(3) of this section and the hospital's FTE resident count, not including residents attributable to an increase in its FTE cap under paragraph (f)(1)(iv)(C) under this section; and

(ii) An adjustment factor that is calculated using the applicable formula multiplier under paragraph (d)(4) of this section, and the additional number of FTE residents that are attributable to the increase in the hospital's FTE resident cap under paragraph (f)(1)(iv)(C) in this section.

(f) *Determining the total number of full-time equivalent residents for cost*

reporting periods beginning on or after July 1, 1991.

(1) \* \* \*  
 (iv) (A) \* \* \*  
 (B) Effective for portions of cost reporting periods beginning on or after July 1, 2005, a hospital's otherwise applicable FTE resident cap may be reduced if its reference resident level is less than its otherwise applicable FTE resident cap in a reference cost reporting period, in accordance with the provisions of § 413.79(c)(3) of this subchapter. The reduction is 75 percent of the difference between the otherwise applicable FTE resident cap and the reference resident level.

(C) Effective for portions of cost reporting periods beginning on or after July 1, 2005, a hospital may qualify to receive an increase in its otherwise applicable FTE resident cap (up to 25 additional FTEs) if the criteria specified in § 413.79(c)(4) of this subchapter are met.

- \* \* \* \* \*
- 15. Section 412.106 is amended by—
  - A. Revising paragraphs (a)(1)(ii)(B) and (a)(1)(ii)(C).
  - B. Adding a new paragraph (a)(1)(ii)(D).
  - C. Revising paragraph (b)(2)(i) introductory text.
  - D. In paragraph (a)(1)(iii), removing the cross-reference “§ 412.62(f)” and adding in its place “§ 412.62(f) or § 412.64”.
  - E. Revising paragraphs (d)(2)(ii), (d)(2)(iii), and (d)(2)(iv) to read as follows:

**§ 412.106 Special treatment: Hospitals that serve a disproportionate share of low-income patients.**

- (a) General considerations.
  - (1) \* \* \*
  - (ii) \* \* \*
- (B) Beds otherwise countable under this section used for outpatient observation services, skilled nursing swing-bed services, or ancillary labor/delivery services. This exclusion would not apply if a patient treated in an observation bed is ultimately admitted for acute inpatient care, in which case the beds and days would be included in those counts;
- (C) Beds in a unit or ward that is not occupied to provide a level of care that would be payable under the acute care hospital inpatient prospective payment system at any time during the 3 preceding months (the beds in the unit or ward are to be excluded from the determination of available bed days during the current month); and
- (D) Beds in a unit or ward that is otherwise occupied (to provide a level of care that would be payable under the acute care hospital inpatient prospective

payment system) that could not be made available for inpatient occupancy within 24 hours for 30 consecutive days.

- \* \* \* \* \*
- (b) \* \* \*
  - (2) \* \* \*
  - (i) Determines the number of patient days that—
  - \* \* \* \* \*
  - (d) *Payment adjustment factor.*
  - \* \* \* \* \*
  - (2) *Payment adjustment factors.*
  - \* \* \* \* \*

(ii) If the hospital meets the criteria of paragraph (c)(1)(ii) of this section, the payment adjustment factor is equal to one of the following:

(A) If the hospital is classified as a rural referral center—

(1) For discharges occurring before April 1, 2001, the payment adjustment factor is 4 percent plus 60 percent of the difference between the hospital's disproportionate patient percentage and 30 percent.

(2) For discharges occurring on or after April 1, 2001, and before April 1, 2004, the following applies:

(i) If the hospital's disproportionate patient percentage is less than 19.3 percent, the applicable payment adjustment factor is 2.5 percent plus 65 percent of the difference between 15 percent and the hospital's disproportionate patient percentage.

(ii) If the hospital's disproportionate patient percentage is greater than 19.3 percent and less than 30 percent, the applicable payment adjustment factor is 5.25 percent.

(iii) If the hospital's disproportionate patient percentage is greater than or equal to 30 percent, the applicable payment adjustment factor is 5.25 percent plus 60 percent of the difference between 30 percent and the hospital's disproportionate patient percentage.

(3) For discharges occurring on or after April 1, 2004, the following applies:

(i) If the hospital's disproportionate patient percentage is less than or equal to 20.2 percent, the applicable payment adjustment factor is 2.5 percent plus 65 percent of the difference between 15 percent and the hospital's disproportionate patient percentage.

(ii) If the hospital's disproportionate patient percentage is greater than 20.2 percent, the applicable payment adjustment factor is 5.88 percent plus 82.5 percent of the difference between 20.2 percent and the hospital's disproportionate patient percentage.

(B) If the hospital is classified as a sole community hospital—

(1) For discharges occurring before April 1, 2001, the payment adjustment factor is 10 percent.

(2) For discharges occurring on or after April 1, 2001 and before April 1, 2004, the following applies:

(i) If the hospital's disproportionate patient percentage is less than 19.3 percent, the applicable payment adjustment factor is 2.5 percent plus 65 percent of the difference between 15 percent and the hospital's disproportionate patient percentage.

(ii) If the hospital's disproportionate patient percentage is equal to or greater than 19.3 percent and less than 30 percent, the applicable payment adjustment factor is 5.25 percent.

(iii) If the hospital's disproportionate patient percentage is equal to or greater than 30 percent, the applicable payment adjustment factor is 10 percent.

(3) For discharges occurring on or after April 1, 2004, the following applies:

(i) If the hospital's disproportionate patient percentage is less than or equal to 20.2 percent, the applicable payment adjustment factor is 2.5 percent plus 65 percent of the difference between 15 percent and the hospital's disproportionate patient percentage.

(ii) If the hospital's disproportionate patient percentage is greater than 20.2 percent, the applicable payment adjustment factor is 5.88 percent plus 82.5 percent of the difference between 20.2 percent and the hospital's disproportionate patient percentage.

(iii) The maximum payment adjustment factor is 12 percent.

(C) If the hospital is classified as both a rural referral center and a sole community hospital, the payment adjustment is—

(1) For discharges occurring before April 1, 2001, the greater of—

(i) 10 percent; or

(ii) 4 percent plus 60 percent of the difference between the hospital's disproportionate patient percentage and 30 percent.

(2) For discharges occurring on or after April 1, 2001 and before April 1, 2004, the greater of the adjustments determined under paragraphs (d)(2)(ii)(A) or (d)(2)(ii)(B) of this section.

(3) For discharges occurring on or after April 1, 2004, the following applies:

(i) If the hospital's disproportionate patient percentage is less than 20.2 percent, the applicable payment adjustment factor is 2.5 percent plus 65 percent of the difference between 15 percent and the hospital's disproportionate patient percentage.

(ii) If the hospital's disproportionate patient percentage is greater than 20.2 percent, the applicable payment adjustment factor is 5.88 percent plus

82.5 percent of the difference between 20.2 percent and the hospital's disproportionate patient percentage.

(D) If the hospital is classified as a rural hospital and is not classified as either a sole community hospital or a rural referral center, and has 100 or more beds—

(1) For discharges occurring before April 1, 2001, the payment adjustment factor is 4 percent.

(2) For discharges occurring on or after April 1, 2001 and before April 1, 2004, the following applies:

(i) If the hospital's disproportionate patient percentage is less than 19.3 percent, the applicable payment adjustment factor is 2.5 percent plus 65 percent of the difference between the hospital's disproportionate patient percentage and 15 percent.

(ii) If the hospital's disproportionate patient percentage is equal to or greater than 19.3 percent, the applicable payment adjustment factor is 5.25 percent.

(3) For discharges occurring on or after April 1, 2004, the following applies:

(i) If the hospital's disproportionate patient percentage is less than or equal to 20.2 percent, the applicable payment adjustment factor is 2.5 percent plus 65 percent of the difference between 15 percent and the hospital's disproportionate patient percentage.

(ii) If the hospital's disproportionate patient percentage is greater than 20.2 percent, the applicable payment adjustment factor is 5.88 percent plus 82.5 percent of the difference between 20.2 percent and the hospital's disproportionate patient percentage.

(iii) The maximum payment adjustment factor is 12 percent.

(iii) If the hospital meets the criteria of paragraph (c)(1)(iii) of this section—

(A) For discharges occurring before April 1, 2001, the payment adjustment factor is 5 percent.

(B) For discharges occurring on or after April 1, 2001 and before April 1, 2004, the following applies:

(1) If the hospital's disproportionate patient percentage is less than 19.3 percent, the applicable payment adjustment factor is 2.5 percent plus 65 percent of the difference between the hospital's disproportionate patient percentage and 15 percent.

(2) If the hospital's disproportionate patient percentage is equal to or greater than 19.3 percent, the applicable payment adjustment factor is 5.25 percent.

(C) For discharges occurring on or after April 1, 2004, the following applies:

(1) If the hospital's disproportionate patient percentage is less than or equal

to 20.2 percent, the applicable payment adjustment factor is 2.5 percent plus 65 percent of the difference between 15 percent and the hospital's disproportionate patient percentage.

(2) If the hospital's disproportionate patient percentage is greater than 20.2 percent, the applicable payment adjustment factor is 5.88 percent plus 82.5 percent of the difference between 20.2 percent and the hospital's disproportionate patient percentage.

(3) The maximum payment adjustment factor is 12 percent.

(iv) If the hospital meets the criteria of paragraph (c)(1)(iv) of this section—

(A) For discharges occurring before April 1, 2001, the payment adjustment factor is 4 percent.

(B) For discharges occurring on or after April 1, 2001 and before April 1, 2004, the following applies:

(1) If the hospital's disproportionate patient percentage is less than 19.3 percent, the applicable payment adjustment factor is 2.5 percent plus 65 percent of the difference between the hospital's disproportionate patient percentage and 15 percent.

(2) If the hospital's disproportionate patient percentage is equal to or greater than 19.3 percent, the applicable payment adjustment factor is 5.25 percent.

(C) For discharges occurring on or after April 1, 2004, the following applies:

(1) If the hospital's disproportionate patient percentage is less than or equal to 20.2 percent, the applicable payment adjustment factor is 2.5 percent plus 65 percent of the difference between 15 percent and the hospital's disproportionate patient percentage.

(2) If the hospital's disproportionate patient percentage is greater than 20.2 percent, the applicable payment adjustment factor is 5.88 percent plus 82.5 percent of the difference between 20.2 percent and the hospital's disproportionate patient percentage.

(3) The maximum payment adjustment factor is 12 percent.

\* \* \* \* \*

■ 16. Section 412.108 is amended by revising paragraph (a)(1) introductory text to read as follows:

**§412.108 Special treatment: Medicare-dependent, small rural hospitals.**

(a) *Criteria for classification as a Medicare-dependent, small rural hospital.*

(1) *General considerations.* For cost reporting periods beginning on or after April 1, 1990 and ending before October 1, 1994, or beginning on or after October 1, 1997 and ending before October 1, 2006, a hospital is classified as a

Medicare-dependent, small rural hospital if it is located in a rural area (as defined in subpart D of this part) and meets all of the following conditions:

\* \* \* \* \*

■ 17. Section 412.204 is amended by—

■ A. Revising the introductory text of paragraph (a).

■ B. Revising the title and introductory text of paragraph (b).

■ C. Adding new paragraphs (c) and (d).

The revision and addition read as follows:

**§412.204 Payment to hospitals located in Puerto Rico.**

(a) *FY 1988 through FY 1997.* For discharges occurring on or after October 1, 1987 and before October 1, 1997, payments for inpatient operating costs to hospitals located in Puerto Rico that are paid under the prospective payment system are equal to the sum of—

\* \* \* \* \*

(b) *FY 1998 through March 31, 2004.* For discharges occurring on or after October 1, 1997 and before April 1, 2004, payments for inpatient operating costs to hospitals located in Puerto Rico that are paid under the prospective payment system are equal to the sum of—

\* \* \* \* \*

(c) *Period of April 1, 2004 through September 30, 2004.* For discharges occurring on or after April 1, 2004 and before October 1, 2004, payment for inpatient operating costs to hospitals located in Puerto Rico that are paid under the prospective payment system are equal to the sum of—

(1) 37.5 percent of the Puerto Rico prospective payment rate for inpatient operating costs, as determined under §412.208 or §412.210; and

(2) 62.5 percent of the national prospective payment rate for inpatient operating costs, as determined under §412.212.

(d) *FY 2005 and thereafter.* For discharges occurring on or after October 1, 2004, payments for inpatient operating costs to hospitals located in Puerto Rico that are paid under the prospective payment system are equal to the sum of—

(1) 25 percent of the Puerto Rico prospective payment rate for inpatient operating costs, as determined under §412.208 or §412.211; and

(2) 75 percent of a national prospective payment rate for inpatient operating costs, as determined under §412.212.

■ 18. Section 412.210 is amended by—

■ A. Revising the title of the section.

■ B. Revising paragraph (a)(1) to read as follows:

**§ 412.210 Puerto Rico rates for Federal fiscal years 1989 through 2003.**

(a) *General rule.* (1) CMS determines the Puerto Rico adjusted prospective payment rate for inpatient operating costs for each inpatient hospital discharge occurring in Federal fiscal years 1989 through 2003 that involves inpatient hospital services of a hospital in Puerto Rico subject to the prospective payment system for which payment may be made under Medicare Part A.

\* \* \* \* \*

■ 19. New § 412.211 is added to read as follows:

**§ 412.211 Puerto Rico rates for Federal fiscal year 2004 and subsequent fiscal years.**

(a) *General rule.* CMS determines the Puerto Rico adjusted prospective payment rate for inpatient operating costs for each inpatient hospital discharge occurring in Federal fiscal year 2004 and subsequent fiscal years that involves inpatient hospital services of a hospital in Puerto Rico subject to the prospective payment system for which payment may be made under Medicare Part A.

(b) *Geographic classifications.*

(1) For purposes of this section, the following definitions apply:

(i) The term *urban area* means a Metropolitan Statistical Area (MSA) as defined by the Executive Office of Management and Budget.

(ii) The term *rural area* means any area outside of an urban area.

(2) For discharges occurring on or after October 1, 2004, a hospital located in a rural county adjacent to one or more urban areas is deemed to be located in an urban area and receives the Federal payment amount for the urban area to which the greater number of workers in the county commute if the rural county would otherwise be considered part of an urban area, under the standards for designating MSAs if the commuting rates used in determining outlying counties were determined on the basis of the aggregate number of resident workers who commute to (and, if applicable under the standards, from) the central county or central counties of all adjacent MSAs. These EOMB standards are set forth in the notice of final revised standards for classification of MSAs published in the **Federal Register** on December 27, 2000 (65 FR 82228), announced by EOMB on June 6, 2003, and available from CMS, 7500 Security Boulevard, Baltimore, Maryland 21244.

(c) *Computing the standardized amount.* CMS computes a Puerto Rico standardized amount that is applicable to all hospitals located in all areas,

increased by the applicable percentage change specified in § 412.64(d)(1).

(d) *Computing Puerto Rico Federal rates for inpatient operating costs for hospitals located in all areas.* For each discharge classified within a DRG, CMS establishes for the fiscal year a Puerto Rico prospective payment rate for inpatient operating costs equal to the product of—

(1) The average standardized amount for the fiscal year for hospitals located in all areas; and

(2) The weighting factor determined under § 412.60(b) for that DRG.

(e) *Adjusting for different area wage levels.* CMS adjusts the proportion of the Puerto Rico rate for inpatient operating costs that are attributable to wages and labor-related costs for area differences in hospital wage levels by a factor (established by CMS based on survey data) reflecting the relative level of hospital wages and wage-related costs in the geographic area (that is, urban or rural area as determined under the provisions of paragraph (b) of this section) of the hospital compared to the Puerto Rico average level of hospital wages and wage-related costs. The adjustment specified in this paragraph (e) also takes into account the earnings and paid hours of employment by occupational category.

(1) The wage index is updated annually.

(2) CMS determines the proportion of the Puerto Rico rate that is attributable to wages and labor-related costs from time to time, employing a methodology that is described in the annual update of the prospective payment system for payment of inpatient hospital operating costs published in the **Federal Register**.

(3) For discharges occurring on or after October 1, 2004, CMS employs 62 percent as the proportion of the rate that is adjusted for the relative level of hospital wages and wage-related costs, unless employing that percentage would result in lower payments for the hospital than employing the proportion determined under the methodology described in paragraph (e)(2) of this section.

(f) *Adjusting the wage index to account for commuting patterns of hospital workers.*

(1) *General criteria.* For discharges occurring on or after October 1, 2004, CMS adjusts the hospital wage index for hospitals located in qualifying areas to recognize the commuting patterns of hospital employees. A qualifying area is an area that meets all of the following criteria:

(i) Hospital employees in the area commute to work in an MSA (or MSAs)

with a wage index (or wage indices) higher than the wage index of the area.

(ii) At least 10 percent of the county's hospital employees commute to an MSA (or MSAs) with a higher wage index (or wage indices).

(iii) The 3-year average hourly wage of the hospital(s) in the area equals or exceeds the 3-year average hourly wage of all hospitals in the MSA or rural area in which the county is located.

(2) *Amount of adjustment.* A hospital located in an area that meets the criteria under paragraphs (f)(1)(i) through (f)(1)(iii) of this section will receive an increase in its wage index that is equal to a weighted average of the difference between the prereclassified wage index of the MSA (or MSAs) with the higher wage index (or wage indices) and the prereclassified wage index of the qualifying area, weighted by the overall percentage of the hospital employees residing in the qualifying area who are employed in any MSA with a higher wage index.

(3) *Process for determining the adjustment.*

(i) CMS will use the most accurate data available, as determined by CMS, to determine the out-migration percentage for each area.

(ii) CMS will include, in its annual proposed and final notices of updates to the hospital inpatient prospective payment system, a listing of qualifying areas and the hospitals that are eligible to receive the adjustment to their wage indexes for commuting hospital employees, and the wage index increase applicable to each qualifying area.

(iii) Any wage index adjustment made under this paragraph (f) is effective for a period of 3 fiscal years, except that hospitals in a qualifying county may elect to waive the application of the wage index adjustment. A hospital may waive the application of the wage index adjustment by notifying CMS in writing within 45 days after the publication in the **Federal Register** of the annual notice of proposed rulemaking for the hospital inpatient prospective payment system.

(iv) A hospital in a qualifying area that receives a wage index adjustment under this paragraph (f) is not eligible for reclassification under Subpart L of this part.

■ 20. Section 412.212 is amended by revising paragraph (b) to read as follows:

**§ 412.212 National rate.**

\* \* \* \* \*

(b) *Computing Puerto Rico standardized amounts.* (1) For Federal fiscal years before FY 2004, CMS computes a discharge-weighted average of the—

(i) National urban adjusted standardized amount determined under § 412.63(j)(1); and

(ii) National rural adjusted average standardized amount determined under § 412.63(j)(2)(i).

(2) For fiscal years 2004 and subsequent fiscal years, CMS computes a discharge-weighted average of the national adjusted standardized amount determined under § 412.64(e).

\* \* \* \* \*

■ 21. Section 412.230 is amended by—

- A. Revising paragraph (a)(1).
■ B. Revising paragraph (a)(4).
■ C. Removing paragraph (a)(5)(ii) and redesignating paragraphs (a)(5)(iii), (a)(5)(iv), and (a)(5)(v) as paragraphs (a)(5)(ii), (a)(5)(iii), and (a)(5)(iv), respectively.
■ D. Removing paragraph (d).
■ E. Removing paragraph (e)(2)(i)(C).
■ F. Redesignating paragraph (e) as paragraph (d).
■ G. In redesignated paragraph (d)(1), removing the cross-reference "paragraphs (e)(3) and (e)(4)" and adding in its place "paragraphs (d)(3) and (d)(4)".
■ H. In redesignated paragraph (d)(2)(iii), removing the cross-reference "paragraph (e)(2)" and adding in its place "paragraph (d)(2)".
■ I. Revising redesignated paragraphs (d)(3)(i), (d)(3)(ii), and adding (d)(3)(iii)(C).
■ J. In redesignated paragraph (d)(4), removing the cross-reference "paragraphs (e)(1)(i) and (e)(1)(iii)" and adding in its place "paragraph (d)(1)(i) and (d)(1)(iii)".
■ K. In redesignated paragraph (d)(4)(iii), removing the cross-reference "paragraph (e)" and adding in its place "paragraph (d)".

§ 412.230 Criteria for an individual hospital seeking redesignation to another rural area or an urban area.

(a) General. (1) Purposes. Except as specified in paragraph (a)(5)—
(i) For fiscal years prior to fiscal year 2005, an individual hospital may be redesignated from a rural area to an urban area, from a rural area to another rural area, or from a rural area to another urban area for the purposes of using the other area's standardized amount for inpatient operating costs, the wage index value, or both.
(ii) Effective for fiscal year 2005 and subsequent fiscal years, an individual hospital may be redesignated from a rural area to an urban area, from a rural area to another rural area, or from a rural area to another urban area for the purposes of using the other area's wage index value.

\* \* \* \* \*

(4) Application of criteria. In applying the numeric criteria contained in paragraphs (b)(1), (b)(2), (d)(1)(iii), (d)(1)(iv)(A), and (d)(1)(iv)(B) of this section, rounding of numbers to meet the mileage or qualifying percentage standards is not permitted.

\* \* \* \* \*

(d) Use of urban or other rural area's wage index.

\* \* \* \* \*

(3) Rural referral center exceptions.

(i) If a hospital was ever a rural referral center, it does not have to demonstrate that it meets the criterion set forth in paragraph (d)(1)(iii) of this section concerning its average hourly wage.

(ii) If a hospital was ever a rural referral center, it is required to meet only the criterion that applies to rural hospitals under paragraph (d)(1)(iv) of this section, whether or not it is actually located in an urban or rural area.

(iii) \* \* \*

(C) With respect to redesignations for Federal fiscal year 2006 and later years, the hospital's average hourly wage is, in the case of a hospital located in a rural area, at least 106 percent, and, in the case of a hospital located in an urban area, 108 percent of the average hourly wage of all other hospitals in the area in which the hospital is located.

\* \* \* \* \*

■ 22. Section 412.232 is amended by—

- A. Revising paragraph (a)(1).
■ B. Revising paragraph (a)(4).
■ C. Revising paragraph (b).

§ 412.232 Criteria for all hospitals in a rural county seeking urban redesignation.

(a) Criteria. \* \* \*
(1) The county in which the hospitals are located—

(i) For fiscal years prior to fiscal year 2005, must be adjacent to the MSA or NECMA to which they seek redesignation.

(ii) For fiscal years beginning with fiscal years 2005, must be adjacent to the MSA to which they seek redesignation.

\* \* \* \* \*

(4) The hospital may be redesignated only if one of the following conditions is met:

(i) The prereclassified average hourly wage for the area to which they seek redesignation is higher than the prereclassified average hourly wage for the area in which they are currently located.

(ii) For fiscal years prior to fiscal year 2005, the standardized amount for the area to which they seek redesignation is higher than the standardized amount for the area in which they are located.

(b) Metropolitan character.

(1) For fiscal years prior to FY 2005, the group of hospitals must demonstrate that the county in which the hospitals are located meets the standards for redesignation to an MSA or an NECMA as an outlying county that were published in the Federal Register on March 30, 1990 (55 FR 12154) using Bureau of the Census data or Bureau of Census estimates made after 1990.

(2) For fiscal years beginning with FY 2005, the group of hospitals must demonstrate that the county in which the hospitals are located meets the standards for redesignation to an MSA as an outlying county that were published in the Federal Register on December 27, 2000 (65 FR 82228) using Census Bureau data or Census Bureau estimates made after 2000.

\* \* \* \* \*

■ 23. Section 412.234 is amended by—

- A. Revising paragraph (a)(3).
■ B. Revising paragraph (a)(4).
■ C. Removing paragraph (c).
■ D. Redesignating paragraph (d) as paragraph (c) and revising the redesignated paragraph (c).

The revisions read as follows.

§ 412.234 Criteria for all hospitals in an urban county seeking redesignation to another urban area.

(a) General criteria. \* \* \*

(3) (i) For Federal fiscal years before fiscal year 2006, the counties in which the hospitals are located must be part of the Consolidated Metropolitan Statistical Area (CMSA) that includes the urban area to which they seek redesignation.

(ii) For fiscal years 2006 and thereafter, hospitals located in counties that are in the same Consolidated Statistical Area (CSA) (under the MSA definitions announced by the OMB on June 6, 2003) as the urban area to which they seek redesignation; or in the same Consolidated Metropolitan Statistical Area (CMSA) (under the standards published by the OMB on March 30, 1990) as the urban area to which they seek redesignation qualify as meeting the proximity requirement for reclassification to the urban area to which they seek redesignation.

(4) The hospital may be redesignated only if one of the following conditions is met:

(i) The prereclassified average hourly wage for the area to which they seek redesignation is higher than the prereclassified average hourly wage for the area in which they are currently located.

(ii) For fiscal years prior to fiscal year 2005, the standardized amount for the area to which they seek redesignation is

higher than the standardized amount for the area in which they are located.

\* \* \* \* \*

(c) *Appropriate wage data.* The hospitals must submit appropriate wage data as provided for in § 412.230(d)(2).

**§ 412.236 [Removed]**

■ 24. Section 412.236 is removed.

**§ 412.252 [Amended]**

■ 25. In § 412.252, paragraph (b), the phrase "or in a NECMA" is removed.

■ 26. Section 412.274 is amended by revising paragraph (b)(1) to read as follows:

**§ 412.274 Scope and effect of an MGCRB decision.**

\* \* \* \* \*

(b) *Effective date and term of the decision.*

(1) For reclassifications prior to fiscal year 2005, a standardized amount classification change is effective for 1 year beginning with discharges occurring on the first day (October 1) of the second Federal fiscal year following the Federal fiscal year in which the complete application is filed and ending effective at the end of that Federal fiscal year (the end of the next September 30).

\* \* \* \* \*

■ 27. Section 412.312 is amended by—  
 ■ A. Revising paragraph (b)(2)(ii).  
 ■ B. Revising paragraph (e).  
 The revisions read as follows.

**§ 412.312 Payment based on the Federal rate.**

(b) *Payment adjustments.* \* \* \*

(2) *Geographic adjustment factors.*

\* \* \*

(ii) *Large urban add-on.* An additional adjustment is made for hospitals located in a large urban area to reflect the higher costs incurred by hospitals located in those areas. For purposes of the payment adjustment under this paragraph, the definition of large urban area set forth at § 412.63(c)(6) continues to be in effect for discharges occurring on or after September 30, 2004.

\* \* \* \* \*

(e) *Payment for extraordinary circumstances.* For cost reporting periods beginning on or after October 1, 2001—

(1) Payment for extraordinary circumstances is made as provided for in § 412.348(f).

(2) Although no longer independently in effect, the minimum payment levels established under § 412.348(c) continue to be used in the calculation of exception payments for extraordinary circumstances, according to the formula in § 412.348(f).

(3) Although no longer independently in effect, the offsetting amounts established under § 412.348(c) continue to be used in the calculation of exception payments for extraordinary circumstances. However, for cost reporting periods beginning during FY 2005 and subsequent fiscal years, the offsetting amounts in § 412.348(c) are determined based on the lesser of—

- (i) The preceding 10-year period; or
- (ii) The period of time under which the hospital is subject to the prospective payment system for capital-related costs.

\* \* \* \* \*

■ 28. Section 412.316 is amended by revising paragraph (b) to read as follows:

**§ 412.316 Geographic adjustment factors.**

\* \* \* \* \*

(b) *Large urban location.* CMS provides an additional payment to a hospital located in a large urban area equal to 3.0 percent of what would otherwise be payable to the hospital based on the Federal rate.

(1) For discharges occurring on or before September 30, 2004, the payment adjustment under this section is based on a hospital's location for the purpose of receiving payment under § 412.63(a). The term "large urban area" is defined under § 412.63(c)(6).

(2) For discharges occurring on or after October 1, 2004, the definition of large urban area under § 412.63(c)(6) continues to be in effect for purposes of the payment adjustment under this section, based on the geographic classification under § 412.64.

\* \* \* \* \*

■ 29. Section 412.320 is amended by revising paragraph (a)(1) to read as follows:

**§ 412.320 Disproportionate share adjustment factor.**

(a) *Criteria for classification.*

\* \* \* \* \*

(1) The hospital is located in an urban area, has 100 or more beds as determined in accordance with § 412.105(b), and serves low-income patients as determined under § 412.106(b).

(i) For discharges occurring on or before September 30, 2004, the payment adjustment under this section is based on a hospital's location, for the purpose of receiving payment, under § 412.63(a).

(ii) For discharges occurring on or after October 1, 2004, the payment adjustment under this section is based on the geographic classifications specified under § 412.64.

\* \* \* \* \*

■ 30. Section 412.374 is amended by—

- A. Revising paragraph (a).
- B. Redesignating paragraphs (b) and (c) as paragraphs (c) and (d), respectively.
- C. Adding a new paragraph (b).

The revisions and addition read as follows:

**§ 412.374 Payments to hospitals located in Puerto Rico.**

(a) *FY 1998 through FY 2004.*

Payments for capital-related costs to hospitals located in Puerto Rico that are paid under the prospective payment system are equal to the sum of the following:

- (1) 50 percent of the Puerto Rico capital rate based on data from Puerto Rico hospitals only, which is determined in accordance with procedures for developing the Federal rate; and
- (2) 50 percent of the Federal rate, as determined under § 412.308.

(b) *FY 2005 and FYs thereafter.* For discharges occurring on or after October 1, 2004, payments for capital-related costs to hospitals located in Puerto Rico that are paid under the prospective payment system are equal to the sum of the following:

- (1) 25 percent of the Puerto Rico capital rate based on data from Puerto Rico hospitals only, which is determined in accordance with procedures for developing the Federal rate; and
- (2) 75 percent of the Federal rate, as determined under § 412.308.

\* \* \* \* \*

■ 31. Section 412.521 is amended by adding a new paragraph (e) to read as follows:

**§ 412.521 Basis of payment.**

\* \* \* \* \*

(e) *Special payment provisions for patients in acute care hospitals that change classification status to LTCH status during a patient stay.* (1) If a patient is admitted to an acute care hospital and then the acute care hospital meets the criteria at § 412.23(e) to be paid as a LTCH during the course of the patient's hospitalization, Medicare considers all the days of the patient stay in the facility (days prior to and after the designation of LTCH status) to be a single episode of LTCH care. Payment for the entire patient stay (days prior to and after the designation of LTCH status) will include the day and cost data for that patient at both the acute care hospital and the LTCH in determining the payment to the LTCH under this subpart. The requirements of this paragraph (e)(1) apply only to a patient stay in which a patient is in an acute care hospital and that hospital is



designated as a LTCH on or after October 1, 2004.

(2) The days of the patient's stay prior to and after the hospital's designation as a LTCH as specified in paragraph (e)(1) of this section are included for purposes of determining the beneficiary's length of stay.

■ 32. Section 412.534 is added to read as follows:

**§ 412.534. Special payment provisions for long-term care hospitals within hospitals and satellites of long-term care hospitals.**

(a) *Scope.* The policies set forth in this section apply to discharges occurring in cost reporting periods beginning on or after October 1, 2004 from long-term care hospitals as described in § 412.23(e)(2)(i) meeting the criteria in § 412.22(e)(2), or satellite facilities of long-term care hospitals that meet the criteria in § 412.22(h).

(b) *Patients admitted from hospitals not located in the same building or on the same campus as the long-term care hospital.* Payments to the long-term care hospital for patients admitted to the long-term hospital or to a satellite of the long-term care hospital from another hospital that is not the co-located hospital are made under the rules in this subpart with no adjustment under this section.

(c) *Patients admitted from the hospital located in the same building or on the same campus as the long-term care hospital or satellite facility.* Payments to the long-term care hospital for patients admitted to it or to its satellite facility from the co-located hospital will be made under either paragraph (c)(1) or paragraph (c)(2) of this section.

(1) For any cost reporting period beginning on or after October 1, 2004 in which the long-term care hospital or its satellite facility has a Medicare inpatient population of whom no more than 25 percent were referred to the hospital or its satellite facility from the co-located hospital, payments are made under the rules at § 412.500 through § 412.541 in this subpart with no adjustment under this section.

(2) Except as provided in paragraph (d), (e), or (f) of this section, for any cost reporting period beginning on or after October 1, 2004 in which the long-term care hospital or satellite facility has a Medicare inpatient population of whom more than 25 percent were referred to the hospital or satellite facility from the co-located hospital, payments for the patients who are admitted from the co-located hospital and who cause the long-term care hospital or satellite facility to exceed the 25 percent threshold for discharges of patients from

the co-located hospital are the lesser of the amount otherwise payable under this subpart or the amount payable under this subpart that is equivalent to the amount that would be otherwise determined under the rules at Subpart A, § 412.1(a). Payments for the remainder of the long-term care hospital's or satellite facility's patients are made under the rules in this subpart at § 412.500 through § 412.541 with no adjustment under this section.

(3) In determining the percentage of patients admitted to the long-term care or satellite facility from the co-located hospital under paragraphs (c)(1) and (c)(2) of this section, patients on whose behalf an outlier payment was made to the co-located hospital are not counted towards the 25 percent threshold.

(d) *Special treatment of rural hospitals.* (1) In the case of a long-term care hospital or satellite facility that is located in a rural area as defined in § 412.62(f) and is co-located with another hospital for any cost reporting period beginning on or after October 1, 2004 in which the long-term care hospital or satellite facility has a Medicare inpatient population of whom more than 50 percent were referred to the long-term care hospital or satellite facility from the co-located hospital, payments for the patients who are admitted from the co-located hospital and who cause the long-term care hospital or satellite facility to exceed the 50 percent threshold for discharges of patients from the co-located hospital are the lesser of the amount otherwise payable under this subpart or the amount payable under this subpart that is equivalent to the amount that would otherwise be payable under § 412.1(a). Payments for the remainder of the long-term care hospital's or satellite facility's patients are made under the rules in this subpart at § 412.500 through § 412.541 with no adjustment under this section.

(2) In determining the percentage of patients admitted from the co-located hospital under paragraph (d)(1) of this section, patients on whose behalf outlier payment was made at the co-located hospital are not counted toward the 50 percent threshold.

(e) *Special treatment of urban single or MSA dominant hospitals.* (1) In the case of a long-term care hospital or satellite facility that is co-located with the only other hospital in the MSA or with a MSA-dominant hospital as defined in paragraph (e)(4) of this section, for any cost reporting period beginning on or after October 1, 2004 in which the long-term care hospital or satellite facility has a Medicare inpatient population of whom more than the percentage calculated under

paragraph (e)(2) of this section were referred to the hospital from the co-located hospital, payments for the patients who are admitted from the co-located hospital and who cause the long-term care hospital to exceed the applicable threshold for discharges of patients from the co-located hospital are the lesser of the amount otherwise payable under this subpart or the amount under this subpart that is equivalent to the amount that would otherwise be determined under Subpart A, § 412.1(a). Payments for the remainder of the long-term care hospital's or satellite facility's patients are made under the rules in this subpart with no adjustment under this section.

(2) For purposes of paragraph (e)(1) of this section, the percentage used is the percentage of total Medicare discharges in the Metropolitan Statistical Area in which the hospital is located that are from the co-located hospital for the cost reporting period for which the adjustment was made, but in no case is less than 25 percent or more than 50 percent.

(3) In determining the percentage of patients admitted from the co-located hospital under paragraph (e)(1) of this section, patients on whose behalf outlier payment was made at the co-located hospital are not counted toward the applicable threshold.

(4) For purposes of this paragraph, an "MSA-dominant hospital" is a hospital that has discharged more than 25 percent of the total hospital Medicare discharges in the MSA in which the hospital is located.

(f) *Transition period for long-term care hospitals and satellite facilities paid under this subpart.* In the case of a long-term care hospital or a satellite facility that is paid under the provisions of this Subpart O of Part 412 on October 1, 2004 or of a hospital that is paid under the provisions of this Subpart O on October 1, 2005 and whose qualifying period under § 412.23(e) began on or before October 1, 2004, the amount paid is calculated as specified below:

(1) For each discharge during the first cost reporting period beginning on or after October 1, 2004, and before October 1, 2005, the amount paid is the amount payable under this subpart, with no adjustment under this § 412.534.

(2) For each discharge during the cost reporting period beginning on or after October 1, 2005, and before October 1, 2006, the percentage that may be admitted from the host with no payment adjustment may not exceed the lesser of the percentage of patients admitted from

the host during fiscal year 2004 or 75 percent.

(3) For each discharge during the cost reporting period beginning on or after October 1, 2006, and before October 1, 2007, the percentage that may be admitted from the host with no payment adjustment may not exceed the lesser of the percentage of patients admitted from the host during fiscal year 2004 or 50 percent.

(4) For each discharge during cost reporting periods beginning on or after October 1, 2007, the percentage that may be admitted from the host with no payment adjustment may not exceed 25 percent or the applicable percentage determined under paragraph (d) or (e) of this section.

■ C. Part 413 is amended as follows:

**PART 413—PRINCIPLES OF REASONABLE COST REIMBURSEMENT; PAYMENT FOR END-STAGE RENAL DISEASE SERVICES; OPTIONAL PROSPECTIVELY DETERMINED PAYMENT RATES FOR SKILLED NURSING FACILITIES**

■ 1. The authority citation for part 413 is revised to read as follows:

**Authority:** Secs. 1102, 1812(d), 1814(b), 1815, 1833(a), (i), and (n), 1871, 1881, 1883, and 1886 of the Social Security Act (42 U.S.C. 1302, 1395d(d), 1395f(b), 1395g, 1395l(a), (i), and (n), 1395hh, 1395rr, 1395tt, and 1395ww).

■ 2. Section 413.40 is amended by—

■ A. Republishing the introductory text of paragraphs (c)(4), (c)(4)(iii) and (c)(4)(iii)(A), and revising paragraphs (c)(4)(iii)(A)(1) and (c)(4)(iii)(A)(2).

■ B. Republishing the introductory text of paragraph (c)(4)(iii)(B) and revising paragraph (c)(4)(iii)(B)(4)(i).

■ C. Revising the introductory text of paragraphs (d)(4)(i) and (d)(4)(ii).

The revisions read as follows:

**§ 413.40 Ceiling on the rate of increase in hospital inpatient costs.**

\* \* \* \* \*

(c) *Costs subject to the ceiling.*

\* \* \* \* \*

(4) *Target amounts.* The intermediary will establish a target amount for each hospital. The target amount for a cost reporting period is determined as follows:

\* \* \* \* \*

(iii) In the case of a psychiatric hospital or unit, rehabilitation hospital or unit, or long-term care hospital, the target amount is the lower of the amounts specified in paragraph (c)(4)(iii)(A) or (c)(4)(iii)(B) of this section.

(A) The hospital-specific target amount.

(1) In the case of all hospitals and units, except long-term care hospitals for cost reporting periods beginning during FY 2001, the hospital-specific target amount is the net allowable costs in a base period increased by the applicable update factors .

(2) In the case of long-term care hospitals, for cost reporting periods beginning during FY 2001, the hospital-specific target amount is the net allowable costs in a base period increased by the applicable update factors multiplied by 1.25.

(B) One of the following for the applicable cost reporting period—

(4) For cost reporting periods beginning during fiscal years 2001 and 2002—

(i) The amounts determined under paragraph (c)(4)(iii)(B)(3)(i) of this section are: increased by the market basket percentage up through the subject period; or in the case of a long-term care hospital for cost reporting periods beginning during FY 2001, the amounts determined under paragraph (c)(4)(iii)(B)(3)(i) of this section, increased by the market basket percentage up through the subject period and further increased by 2 percent.

(d) *Application of the target amount in determining the amount of payment.*

(4) *Continuous improvement bonus payments.* (i) For cost reporting periods beginning on or after October 1, 1997, eligible hospitals (as defined in paragraph (d)(5) of this section) receive payments in addition to those in paragraph (d)(2) of this section, as applicable. These payments are equal to the lesser of—

(ii) For cost reporting periods beginning on or after October 1, 2000, and before September 30, 2001, eligible psychiatric hospitals and units and long-term care hospitals (as defined in paragraph (d)(5) of this section) receive payments in addition to those in paragraph (d)(2) of this section, as applicable. These payments are equal to the lesser of—

■ 3. Section 413.64 is amended by—  
 ■ A. Revising the introductory text of paragraph (h)(2) and adding a new paragraph (h)(2)(vi).  
 ■ B. Removing paragraph (h)(3)(iv).  
 ■ C. Removing and reserving paragraph (h)(4).

The additions and revisions read as follows:

**§ 413.64 Payments to providers: Specific rules.**

\* \* \* \* \*

(h) *Periodic interim payment method of reimbursement.*

\* \* \* \* \*

(2) *Covered services furnished on or after July 1, 1987.* Effective with claims received on or after July 1, 1987, or as otherwise specified, the periodic interim payment (PIP) method is available for the following:

\* \* \* \* \*

(vi) Effective for payments made on or after July 1, 2004, inpatient CAH services furnished by a CAH as specified in § 413.70. Payment on a PIP basis is described in § 413.70(d).

\* \* \* \* \*

(4) [Reserved]

\* \* \* \* \*

■ 4. Section 413.70 is amended by—

■ A. Revising the heading of paragraph (a) and paragraph (a)(1).

■ B. Adding a new paragraph (a)(4).

■ C. Revising paragraph (b)(2)(i).

■ D. Revising paragraph (b)(2)(iii).

■ E. Revising the heading of paragraph (b)(3) and the contents of paragraphs (b)(3)(i) and (b)(3)(ii).

■ F. Revising paragraph (b)(4).

■ G. Adding a new paragraph (d).

■ H. Adding a new paragraph (e).

The revisions and additions read as follows:

**§ 413.70 Payment for services of a CAH.**

(a) *Payment for inpatient services furnished by a CAH (other than services of distinct part units).* (1) Effective for cost reporting periods beginning on or after January 1, 2004, payment for inpatient services of a CAH, other than services of a distinct part unit of the CAH, is 101 percent of the reasonable costs of the CAH in providing CAH services to its inpatients, as determined in accordance with section 1861(v)(1)(A) of the Act and the applicable principles of cost reimbursement in this part and in Part 415 of this chapter, except that the following payment principles are excluded when determining payment for CAH inpatient services:

(i) Lesser of cost or charges;

(ii) Ceilings on hospital operating costs;

(iii) Reasonable compensation equivalent (RCE) limits for physician services to providers; and

(iv) The payment window provisions for preadmission services, specified in § 412.2(c)(5) of this subchapter and § 413.40(c)(2).

\* \* \* \* \*

(4) Payment for inpatient services of distinct part psychiatric or

rehabilitation units is described in paragraph (e) of this section.

(b) *Payment for outpatient services furnished by CAH.*

\* \* \* \* \*

(2) *Reasonable costs for facility services.* (i) Effective for cost reporting periods beginning on or after January 1, 2004, payment for outpatient services of a CAH is 101 percent of the reasonable costs of the CAH in providing CAH services to its outpatients, as determined in accordance with section 1861(v)(1)(A) of the Act and the applicable principles of cost reimbursement in this part and in Part 415 of this chapter, except that the following payment principles are excluded when determining payment for CAH outpatient services:

(A) Lesser of cost or charges; and  
(B) RCE limits.

(iii) Payment for outpatient clinical diagnostic laboratory tests is not subject to the Medicare Part B deductible and coinsurance amounts. Payment to a CAH for clinical diagnostic laboratory tests will be made at 101 percent of reasonable cost under this section only if the individuals are outpatients of the CAH, as defined in § 410.2 of this chapter, and are physically present in the CAH, at the time the specimens are collected. Clinical diagnostic laboratory tests performed for persons who are not physically present when the specimens are collected will be made in accordance with the provisions of sections 1833(a)(1)(D) and 1833(a)(2)(D) of the Social Security Act.

\* \* \* \* \*

(3) *Election to be paid 101 percent of reasonable costs for facility services plus fee schedule for professional services.*

(i) A CAH may elect to be paid for outpatient services in any cost reporting period beginning on or after July 1, 2004 under the method described in paragraphs (b)(3)(ii) and (b)(3)(iii) of this section.

(A) The election must be made in writing, made on an annual basis, and delivered to the fiscal intermediary servicing the CAH at least 30 days before the start of the cost reporting period for which the election is made.

(B) An election of this payment method, once made for a cost reporting period, remains in effect for all of that period and, effective for cost reporting periods beginning on or after July 1, 2004, applies to all services furnished to outpatients during that period by a physician or other practitioner who has reassigned his or her rights to bill for those services to the CAH in accordance with 42 CFR part 424, Subpart F of this

chapter. If a physician or other practitioner does not reassign his or her billing rights to the CAH in accordance with 42 CFR part 424, payment for the physician's or practitioner's services to CAH outpatients will be made on a fee schedule or other applicable basis as specified in Subpart B of part 414 of this subchapter.

(C) In the case of a CAH that made an election under this section before November 1, 2003, for a cost reporting period beginning before December 1, 2003, the rules in paragraph (b)(3)(i)(B) of this section are applicable to cost reporting periods beginning on or after July 1, 2001.

(D) An election made under paragraph (b)(3)(i)(B) or paragraph (b)(3)(i)(C) of this section is effective only for a period for which it was made and does not apply to an election that was withdrawn or revoked prior to the start of the cost reporting period for which it was made.

(ii) If the CAH elects payment under this method, payment to the CAH for each outpatient visit will be the sum of the following:

(A) For facility services not including any services for which payment may be made under paragraph (b)(3)(ii)(B) of this section, 101 percent of the reasonable costs of the services as determined under paragraph (b)(2)(i) of this section; and

(B) For professional services that are furnished by a physician or other practitioner who has reassigned his or her rights to bill for those services to the CAH in accordance with Part 424, Subpart F of this chapter, and that would otherwise be payable to the physician or other practitioner if the rights to bill for them had not been reassigned, 115 percent of the amounts that otherwise would be paid for the service if the CAH had not elected payment under this method.

\* \* \* \* \*

(4) *Costs of certain emergency room on-call providers.* (i) Effective for cost reporting periods beginning on or after October 1, 2001, the reasonable costs of outpatient CAH services under paragraph (b) of this section may include amounts for reasonable compensation and related costs for an emergency room physician who is on call but who is not present on the premises of the CAH involved, is not otherwise furnishing physicians' services, and is not on call at any other provider or facility. Effective for costs incurred for services furnished on or after January 1, 2005, the payment amount of 101 percent of the reasonable costs of outpatient CAH services may also include amounts for reasonable

compensation and related costs for the following emergency room providers who are on call but who are not present on the premises of the CAH involved, are not otherwise furnishing physicians' services, and are not on call at any other provider or facility: physician assistants, nurse practitioners, and clinical nurse specialists.

(ii) For purposes of this paragraph (b)(4)—

(A) "Amounts for reasonable compensation and related costs" means all allowable costs of compensating emergency room physicians, physician assistants, nurse practitioners, and clinical nurse specialists who are on call to the extent that the costs are found to be reasonable under the rules specified in paragraph (b)(2) of this section and the applicable sections of Part 413. Costs of compensating these specified medical emergency room staff are allowable only if the costs are incurred under written contracts that require the physician, physician assistant, nurse practitioner, or clinical nurse specialist to come to the CAH when the physician's or other practitioner's presence is medically required.

(B) Effective for costs incurred on or after January 1, 2005, an "emergency room physician, physician assistant, nurse practitioner, or clinical nurse specialist who is on call" means a doctor of medicine or osteopathy, a physician assistant, a nurse practitioner, or a clinical nurse specialist, with training or experience in emergency care who is immediately available by telephone or radio contact, and is available onsite within the timeframes specified in § 485.618(d) of this chapter.

\* \* \* \* \*

(d) *Periodic interim payments.* Subject to the provisions of § 413.64(h), a CAH receiving payments under this section may elect to receive periodic interim payments (PIP) for Part A inpatient CAH services, effective for payments made on or after July 1, 2004. Payment is made biweekly under the PIP method unless the CAH requests a longer fixed interval (not to exceed one month) between payments. The biweekly interim payment amount is based on the total estimated Medicare payment (after estimated beneficiary deductibles and coinsurance) for the cost reporting period. Each payment is made 2 weeks after the end of a biweekly period of service, as described in § 413.64(h)(6). These PIP provisions are further described in § 413.64(h)(6). Under certain circumstances that are described in § 413.64(g), a CAH that is not receiving PIP may request an accelerated payment.

(e) *Payment for services of distinct part psychiatric and rehabilitation units of CAHs.* Payment for inpatient services of distinct part psychiatric units of CAHs is made in accordance with regulations governing IPPS-excluded psychiatric units of hospitals at § 413.40. Payment for inpatient services of distinct part rehabilitation units of CAHs is made in accordance with regulations governing the IRF PPS at Subpart P (§§ 412.600 through 412.632) of Part 412 of this subchapter.

**§ 413.80 [Redesignated as § 413.89]**

■ 5. Section 413.80 is redesignated as § 413.89.

**§ 413.85 [Amended]**

- 6. In § 413.85—
- A. Under paragraph (b)(2), the cross-reference “§ 413.86” is removed and the cross-reference “§§ 413.75 through 413.83” is added in its place.
  - B. Under paragraph (c)(3), under the definition “Redistribution of costs,” the cross-reference “§ 413.86” is removed and “§ 413.75 through 413.83” is added in its place.

**§ 413.86 [Removed] and Subpart F [Amended]**

■ 7. Section 413.86 is removed and §§ 413.75 through 413.83 are added under Subpart F to read as follows:

**Subpart F—Specific Categories of Costs**

- Sec.
- 413.75 Direct GME payments: General requirements.
- 413.76 Direct GME payments: Calculation of payments for GME costs.
- 413.77 Direct GME payments: Determination of per resident amounts.
- 413.78 Direct GME payments: Determination of the total number of FTE residents.
- 413.79 Direct GME payments: Determination of the weighted number of FTE residents.
- 413.80 Direct GME payments: Determination of weighting factors for foreign medical graduates.
- 413.81 Direct GME payments: Application of community support and redistribution of costs in determining FTE resident counts.
- 413.82 Direct GME payments: Special rules for States that formerly had a waiver from Medicare reimbursement principles.
- 413.83 Direct GME payments: Adjustment of a hospital's target amount or prospective payment hospital-specific rate.

**Subpart F—Specific Categories of Costs**

**§ 413.75 Direct GME payments: General requirements.**

(a) *Statutory basis and scope—* (1) *Basis.* This section and §§ 413.76

through 413.83 implement section 1886(h) of the Act by establishing the methodology for Medicare payment of the cost of direct graduate medical educational activities.

(2) *Scope.* This section and §§ 413.76 through 413.83 apply to Medicare payments to hospitals and hospital-based providers for the costs of approved residency programs in medicine, osteopathy, dentistry, and podiatry for cost reporting periods beginning on or after July 1, 1985.

(b) *Definitions.* For purposes of this section and §§ 413.76 through 413.83, the following definitions apply:

“*All or substantially all of the costs for the training program in the nonhospital setting*” means the residents' salaries and fringe benefits (including travel and lodging where applicable) and the portion of the cost of teaching physicians' salaries and fringe benefits attributable to direct graduate medical education (GME).

*Approved geriatric program* means a fellowship program of one or more years in length that is approved by one of the national organizations listed in § 415.152 of this chapter under that respective organization's criteria for geriatric fellowship programs.

*Approved medical residency program* means a program that meets one of the following criteria:

- (1) Is approved by one of the national organizations listed in § 415.152 of this chapter.
- (2) May count towards certification of the participant in a specialty or subspecialty listed in the current edition of either of the following publications:
  - (i) The Directory of Graduate Medical Education Programs published by the American Medical Association, and available from American Medical Association, Department of Directories and Publications, 515 North State Street, Chicago, Illinois 60610; or
  - (ii) The Annual Report and Reference Handbook published by the American Board of Medical Specialties, and available from American Board of Medical Specialties, One Rotary Center, Suite 805, Evanston, Illinois 60201.
- (3) Is approved by the Accreditation Council for Graduate Medical Education (ACGME) as a fellowship program in geriatric medicine.

(4) Is a program that would be accredited except for the accrediting agency's reliance upon an accreditation standard that requires an entity to perform an induced abortion or require, provide, or refer for training in the performance of induced abortions, or make arrangements for such training, regardless of whether the standard provides exceptions or exemptions.

*Base period* means a cost reporting period that began on or after October 1, 1983 but before October 1, 1984.

*Community support* means funding that is provided by the community and generally includes all non-Medicare sources of funding (other than payments made for furnishing services to individual patients), including State and local government appropriations.

Community support does not include grants, gifts, and endowments of the kind that are not to be offset in accordance with section 1134 of the Act.

*CPI-U* stands for the Consumer Price Index for All Urban Consumers as compiled by the Bureau of Labor Statistics.

*Foreign medical graduate* means a resident who is not a graduate of a medical, osteopathy, dental, or podiatry school, respectively, accredited or approved as meeting the standards necessary for accreditation by one of the following organizations:

- (1) The Liaison Committee on Medical Education of the American Medical Association.
- (2) The American Osteopathic Association.
- (3) The Commission on Dental Accreditation.
- (4) The Council on Podiatric Medical Education.

*FMGEMS* stands for the Foreign Medical Graduate Examination in the Medical Sciences (Part I and Part II).

*FTE* stands for full-time equivalent.

*GME* stands for graduate medical education.

*Medicare GME affiliated group* means—

(1) Two or more hospitals that are located in the same urban or rural area (as those terms are defined in § 412.62(f) of this subchapter) or in a contiguous area and meet the rotation requirements in § 413.79(g)(2).

(2) Two or more hospitals that are not located in the same or in a contiguous urban or rural area, but meet the rotation requirement in § 413.79(g)(2), and are jointly listed—

(i) As the sponsor, primary clinical site, or major participating institution for one or more programs as these terms are used in the most current publication of the *Graduate Medical Education Directory*; or

(ii) As the sponsor or is listed under “affiliations and outside rotations” for one or more programs in operation in *Opportunities, Directory of Osteopathic Postdoctoral Education Programs*.

(3) Two or more hospitals that are under common ownership and, effective for all Medicare GME affiliation agreements beginning July 1, 2003, meet the rotation requirement in § 413.79(g)(2).

*Medicare GME affiliation agreement* means a written, signed, and dated agreement by responsible representatives of each respective hospital in a Medicare GME affiliated group, as defined in this section, that specifies—

(1) The term of the Medicare GME affiliation agreement (which, at a minimum is 1 year), beginning on July 1 of a year;

(2) Each participating hospital's direct and indirect GME FTE caps in effect prior to the Medicare GME affiliation;

(3) The total adjustment to each hospital's FTE caps in each year that the Medicare GME affiliation agreement is in effect, for both direct GME and IME, that reflects a positive adjustment to one hospital's direct and indirect FTE caps that is offset by a negative adjustment to the other hospital's (or hospitals') direct and indirect FTE caps of at least the same amount;

(4) The adjustment to each participating hospital's FTE counts resulting from the FTE resident's (or residents') participation in a shared rotational arrangement at each hospital participating in the Medicare GME affiliated group for each year the Medicare GME affiliation agreement is in effect. This adjustment to each participating hospital's FTE count is also reflected in the total adjustment to each hospital's FTE caps (in accordance with paragraph (3) of this definition); and

(5) The names of the participating hospitals and their Medicare provider numbers.

*Medicare patient load* means, with respect to a hospital's cost reporting period, the total number of hospital inpatient days during the cost reporting period that are attributable to patients for whom payment is made under Medicare Part A divided by total hospital inpatient days. In calculating inpatient days, inpatient days in any distinct part of the hospital furnishing a hospital level of care are included and nursery days are excluded.

*Primary care resident* is a resident enrolled in an approved medical residency training program in family medicine, general internal medicine, general pediatrics, preventive medicine, geriatric medicine or osteopathic general practice.

*Redistribution of costs* occurs when a hospital counts FTE residents in medical residency programs and the costs of the program had previously been incurred by an educational institution.

*Resident* means an intern, resident, or fellow who participates in an approved medical residency program, including

programs in osteopathy, dentistry, and podiatry, as required in order to become certified by the appropriate specialty board.

*Rural track FTE limitation* means the maximum number of residents (as specified in § 413.79(l)) training in a rural track residency program that an urban hospital may include in its FTE count and that is in addition to the number of FTE residents already included in the hospital's FTE cap.

*Rural track or integrated rural track* means an approved medical residency training program established by an urban hospital in which residents train for a portion of the program at the urban hospital and then rotate for a portion of the program to a rural hospital(s) or a rural nonhospital site(s).

*Shared rotational arrangement* means a residency training program under which a resident(s) participates in training at two or more hospitals in that program.

(c) *Payment for GME costs—General rule.* Beginning with cost reporting periods starting on or after July 1, 1985, hospitals, including hospital-based providers, are paid for the costs of approved GME programs as described in §§ 413.76 through 413.83.

(d) *Documentation requirements.* To include a resident in the FTE count for a particular cost reporting period, the hospital must furnish the following information: The information must be certified by an official of the hospital and, if different, an official responsible for administering the residency program.

(1) The name and social security number of the resident.

(2) The type of residency program in which the individual participates and the number of years the resident has completed in all types of residency programs.

(3) The dates the resident is assigned to the hospital and any hospital-based providers.

(4) The dates the resident is assigned to other hospitals, or other freestanding providers, and any nonprovider setting during the cost reporting period, if any.

(5) The name of the medical, osteopathic, dental, or podiatric school from which the resident graduated and the date of graduation.

(6) If the resident is an FMG, documentation concerning whether the resident has satisfied the requirements of this section.

(7) The name of the employer paying the resident's salary.

#### § 413.76 Direct GME payments: Calculation of payments for GME costs.

A hospital's Medicare payment for the costs of an approved residency program is calculated as follows:

(a) *Step one.* The hospital's updated per resident amount (as determined under § 413.77) is multiplied by the actual number of FTE residents (as determined under § 413.79). This result is the aggregate approved amount for the cost reporting period.

(b) *Step two.* The product derived in step one is multiplied by the hospital's Medicare patient load.

(c) *Step three.* For portions of cost reporting periods occurring on or after January 1, 1998, the product derived in step one is multiplied by the proportion of the hospital's inpatient days attributable to individuals who are enrolled under a risk-sharing contract with an eligible organization under section 1876 of the Act and who are entitled to Medicare Part A or with a Medicare+Choice organization under Title XVIII, Part C of the Act. This amount is multiplied by an applicable payment percentage equal to—

- (1) 20 percent for 1998;
- (2) 40 percent for 1999;
- (3) 60 percent in 2000;
- (4) 80 percent in 2001; and
- (5) 100 percent in 2002 and subsequent years.

(d) *Step four.* Effective for portions of cost reporting periods occurring on or after January 1, 2000, the product derived from step three is reduced by a percentage equal to the ratio of the Medicare+Choice nursing and allied health payment "pool" for the current calendar year as described at § 413.87(f), to the projected total Medicare+Choice direct GME payments made to all hospitals for the current calendar year.

(e) *Step five.* (1) For portions of cost reporting periods beginning on or after January 1, 1998 and before January 1, 2000, add the results of steps two and three.

(2) Effective for portions of cost reporting periods beginning on or after January 1, 2000, add the results of steps two and four.

(f) *Step six.* The product derived in step two is apportioned between Part A and Part B of Medicare based on the ratio of Medicare's share of reasonable costs excluding GME costs attributable to each part as determined through the Medicare cost report.

#### § 413.77 Direct GME payments: Determination of per resident amounts.

(a) *Per resident amount for the base period*—(1) Except as provided in paragraph (d) of this section, the intermediary determines a base-period

per resident amount for each hospital as follows:

(i) Determine the allowable GME costs for the cost reporting period beginning on or after October 1, 1983 but before October 1, 1984. In determining these costs, GME costs allocated to the nursery cost center, research and other nonreimbursable cost centers, and hospital-based providers that are not participating in Medicare are excluded and GME costs allocated to distinct-part hospital units and hospital-based providers that participate in Medicare are included.

(ii) Divide the costs calculated in paragraph (a)(1)(i) of this section by the average number of FTE residents working in all areas of the hospital complex (including those areas whose costs were excluded under paragraph (a)(1)(i) of this section) for its cost reporting period beginning on or after October 1, 1983 but before October 1, 1984.

(2) In determining the base-period per resident amount under paragraph (a)(1) of this section, the intermediary—

(i) Verifies the hospital's base-period GME costs and the hospital's average number of FTE residents;

(ii) Excludes from the base-period GME costs any nonallowable or misclassified costs, including those previously allowed under § 412.113(b)(3) of this chapter; and

(iii) Upon a hospital's request, includes GME costs that were misclassified as operating costs during the hospital's prospective payment base year and were not allowable under § 412.113(b)(3) of this chapter during the GME base period. These costs may be included only if the hospital requests an adjustment of its prospective payment hospital-specific rate or target amount as described in § 413.82(a) of this chapter.

(3) If the hospital's cost report for its GME base period is no longer subject to reopening under § 405.1885 of this chapter, the intermediary may modify the hospital's base-period costs solely for purposes of computing the per resident amount.

(4) If the intermediary modifies a hospital's base-period GME costs as described in paragraph (a)(2)(ii) of this section, the hospital may request an adjustment of its prospective payment hospital-specific rate or target amount as described in § 413.82(a) of this chapter.

(5) The intermediary notifies each hospital that either had direct GME costs or received indirect education payment in its cost reporting period beginning on or after October 1, 1984, and before October 1, 1985, of its base-period average per resident amount. A

hospital may appeal this amount within 180 days of the date of that notice.

(b) *Per resident amount for cost reporting periods beginning on or after July 1, 1985, and before July 1, 1986.* For cost reporting periods beginning on or after July 1, 1985, and before July 1, 1986, a hospital's base-period per resident amount is adjusted as follows:

(1) If a hospital's base period began on or after October 1, 1983, and before July 1, 1984, the amount is adjusted by the percentage change in the CPI-U that occurred between the hospital's base period and the first cost reporting period to which the provisions of this section apply. The adjusted amount is then increased by one percent.

(2) If a hospital's base period began on or after July 1, 1984 and before October 1, 1984, the amount is increased by one percent.

(c) *Per resident amount for cost reporting periods beginning on or after July 1, 1986.* Subject to the provisions of paragraph (d) of this section, for cost reporting periods beginning on or after July 1, 1986, a hospital's base-period per resident amount is adjusted as follows:

(1) Except as provided in paragraph (c)(2) of this section, each hospital's per resident amount for the previous cost reporting is adjusted by the projected change in the CPI-U for the 12-month cost reporting period. This adjustment is subject to revision during the settlement of the cost report to reflect actual changes in the CPI-U that occurred during the cost reporting period.

(2) For cost reporting periods beginning on or after October 1, 1993 through September 30, 1995, each hospital's per resident amount for the previous cost reporting period will not be adjusted for any resident FTEs who are not either a primary care resident or an obstetrics and gynecology resident.

(d) *Per resident amount for cost reporting periods beginning on or after October 1, 2000 and ending on or before September 30, 2013.* For cost reporting periods beginning on or after October 1, 2000 and ending on or before September 30, 2013, a hospital's per resident amount for each fiscal year is adjusted in accordance with the following provisions:

(1) *General provisions.* For purposes of this § 413.77—

(i) *Weighted average per resident amount.* The weighted average per resident amount is established as follows:

(A) Using data from hospitals' cost reporting periods ending during FY 1997, CMS calculates each hospital's single per resident amount by adding each hospital's primary care and nonprimary care per resident amounts,

weighted by its respective FTEs, and dividing by the sum of the FTEs for primary care and nonprimary care residents.

(B) Each hospital's single per resident amount calculated under paragraph (d)(1)(i)(A) of this section is standardized by the 1999 geographic adjustment factor for the physician fee schedule area (as determined under § 414.26 of this chapter) in which the hospital is located.

(C) CMS calculates an average of all hospitals' standardized per resident amounts that are determined under paragraph (d)(1)(i)(B) of this section. The resulting amount is the weighted average per resident amount.

(ii) *Primary care/obstetrics and gynecology and nonprimary care per resident amounts.* A hospital's per resident amount is an amount inclusive of any CPI-U adjustments that the hospital may have received since the hospital's base year, including any CPI-U adjustments the hospital may have received because the hospital trains primary care/obstetrics and gynecology residents and nonprimary care residents as specified under paragraph (c)(2) of this section.

(2) *Adjustment beginning in FY 2001 and ending in FY 2013.* For cost reporting periods beginning on or after October 1, 2000, and ending on or before September 30, 2013, a hospital's per resident amount is adjusted in accordance with paragraphs (d)(2)(i) through (d)(2)(iv) of this section, in that order:

(i) *Updating the weighted average per resident amount for inflation.* The weighted average per resident amount (as determined under paragraph (d)(1)(i) of this section) is updated by the estimated percentage increase in the CPI-U during the period beginning with the month that represents the midpoint of the cost reporting periods ending during FY 1997 (that is, October 1, 1996) and ending with the midpoint of the hospital's cost reporting period that begins in FY 2001.

(ii) *Adjusting for locality.* The updated weighted average per resident amount determined under paragraph (d)(2)(i) of this section (the national average per resident amount) is adjusted for the locality of each hospital by multiplying the national average per resident amount by the 1999 geographic adjustment factor for the physician fee schedule area in which each hospital is located, established in accordance with § 414.26 of this chapter.

(iii) *Determining necessary revisions to the per resident amount.* The locality-adjusted national average per resident amount, as calculated in accordance

with paragraph (d)(2)(ii) of this section, is compared to the hospital's per resident amount and is revised, if appropriate, according to the following three categories:

(A) *Floor.* (1) For cost reporting periods beginning on or after October 1, 2000, and before October 1, 2001, if the hospital's per resident amount would otherwise be less than 70 percent of the locality-adjusted national average per resident amount for FY 2001 (as determined under paragraph (d)(2)(ii) of this section), the per resident amount is equal to 70 percent of the locality-adjusted national average per resident amount for FY 2001.

(2) For cost reporting periods beginning on or after October 1, 2001, and before October 1, 2002, if the hospital's per resident amount would otherwise be less than 85 percent of the locality-adjusted national average per resident amount for FY 2002 (as determined under paragraph (d)(2)(ii) of this section), the per resident amount is equal to 85 percent of the locality-adjusted national average per resident amount for FY 2002.

(3) For subsequent cost reporting periods beginning on or after October 1, 2002, the hospital's per resident amount is updated using the methodology specified under paragraph (c)(1) of this section.

(B) *Ceiling.* If the hospital's per resident amount is greater than 140 percent of the locality-adjusted national average per resident amount, the per resident amount is adjusted as follows for FY 2001 through FY 2013:

(1) *FY 2001.* For cost reporting periods beginning on or after October 1, 2000 and on or before September 30, 2001, if the hospital's FY 2000 per resident amount exceeds 140 percent of the FY 2001 locality-adjusted national average per resident amount (as calculated under paragraph (d)(2)(ii) of this section), subject to the provision stated in paragraph (d)(2)(iii)(B)(5) of this section, the hospital's per resident amount is frozen at the FY 2000 per resident amount and is not updated for FY 2001 by the CPI-U factor.

(2) *FY 2002.* For cost reporting periods beginning on or after October 1, 2001, and on or before September 30, 2002, if the hospital's FY 2001 per resident amount exceeds 140 percent of the FY 2002 locality-adjusted national average per resident amount, subject to the provision stated in paragraph (d)(2)(iii)(B)(5) of this section, the hospital's per resident amount is frozen at the FY 2001 per resident amount and is not updated for FY 2002 by the CPI-U factor.

(3) *FY 2003.* For cost reporting periods beginning on or after October 1, 2002, and on or before September 30, 2003, if the hospital's per resident amount for the previous cost reporting period is greater than 140 percent of the locality-adjusted national average per resident amount for that same previous cost reporting period (for example, for cost reporting periods beginning in FY 2003, compare the hospital's per resident amount from the FY 2002 cost report to the hospital's locality-adjusted national average per resident amount from FY 2002), subject to the provision stated in paragraph (d)(2)(iii)(B)(5) of this section, the hospital's per resident amount is adjusted using the methodology specified in paragraph (c)(1) of this section, except that the CPI-U applied for a 12-month period is reduced (but not below zero) by 2 percentage points.

(4) *FY 2004 through FY 2013.* For cost reporting periods beginning on or after October 1, 2003, and on or before September 30, 2013, if the hospital's preceding year per resident amount exceeds 140 percent of the current year's locality-adjusted national average per resident amount (as calculated under paragraph (d)(2)(ii) of this section), subject to the provision stated in paragraph (d)(2)(iii)(B)(5) of this section, the hospital-specific per resident amount is frozen for the current year at the preceding year's hospital-specific per resident amount and is not updated by the CPI-U factor.

(5) *General rule for hospitals that exceed the ceiling.* For cost reporting periods beginning on or after October 1, 2000, and on or before September 30, 2013, if a hospital's per resident amount exceeds 140 percent of the hospital's locality-adjusted national average per resident amount and it is adjusted under any of the criteria under paragraphs (d)(2)(iii)(B)(1) through (d)(2)(iii)(B)(3) of this section, the current year per resident amount cannot be reduced below 140 percent of the locality-adjusted national average per resident amount.

(C) *Per resident amounts greater than or equal to the floor and less than or equal to the ceiling.* For cost reporting periods beginning on or after October 1, 2000 and on or before September 30, 2013, if a hospital's per resident amount is greater than or equal to 70 percent and less than or equal to 140 percent of the hospital's locality-adjusted national average per resident amount for each respective fiscal year, the hospital's per resident amount is updated using the methodology specified in paragraph (c)(1) of this section.

(e) *Exceptions—(1) Base period for certain hospitals.* If a hospital did not have any approved medical residency training programs or did not participate in Medicare during the base period, but either condition changes in a cost reporting period beginning on or after July 1, 1985, the intermediary establishes a per resident amount for the hospital using the information from the first cost reporting period during which the hospital participates in Medicare and the residents are on duty during the first month of that period. Any GME program costs incurred by the hospital before that cost reporting period are reimbursed on a reasonable cost basis. The per resident amount is based on the lower of the amount specified in paragraph (e)(1)(i) or in paragraph (e)(1)(ii) of this section, subject to the provisions of paragraph (e)(1)(iii) of this section.

(i) The hospital's actual costs, incurred in connection with the GME program for the hospital's first cost reporting period in which residents were on duty during the first month of the cost reporting period.

(ii) Except as specified in paragraph (e)(1)(iii) of this section—

(A) For base periods that begin before October 1, 2002, the updated weighted mean value of per resident amounts of all hospitals located in the same geographic wage area, as that term is used in the prospective payment system under Part 412 of this chapter.

(B) For base periods beginning on or after October 1, 2002, the updated weighted mean value of per resident amounts of all hospitals located in the same geographic wage area is calculated using all per resident amounts (including primary care and obstetrics and gynecology and nonprimary care) and FTE resident counts from the most recently settled cost reports of those teaching hospitals.

(iii) If, under paragraph (e)(1)(ii)(A) or paragraph (e)(1)(ii)(B) of this section, there are fewer than three existing teaching hospitals with per resident amounts that can be used to calculate the weighted mean value per resident amount, for base periods beginning on or after October 1, 1997, the per resident amount equals the updated weighted mean value of per resident amounts of all hospitals located in the same census region as that term is used in § 412.62(f)(1)(i) of this chapter.

(2) *Short or long base-period cost reporting periods.* If a hospital's base-period cost reporting period reflects GME costs for a period that is shorter than 50 weeks or longer than 54 weeks, the intermediary converts the allowable costs for the base period into a daily

figure. The daily figure is then multiplied by 365 or 366, as appropriate, to derive the approved per resident amount for a 12-month base-period cost reporting period. If a hospital has two cost reporting periods beginning in the base period, the later period serves as the base-period cost reporting period.

(3) *Short or long cost reporting periods beginning on or after July 1, 1985.* If a hospital's cost reporting period is shorter than 50 weeks or longer than 54 weeks, the hospital's intermediary should contact CMS Central Office to receive a special CPI-U adjustment factor.

(f) *Residency match.* Effective for cost reporting periods beginning on or after October 1, 2004, with respect to a resident who matches simultaneously for a first year of training in a primary care specialty, and for an additional year(s) of training in a nonprimary care specialty, the per resident amount that is used to determine direct GME payment with respect to that resident is the nonprimary care per resident amount for the first year of training in the primary care specialty and for the duration of the resident's training in the nonprimary care specialty.

(g) *Special use of locality-adjusted national average per resident amount.* Effective for portions of cost reporting periods beginning on or after July 1, 2005, for a hospital that counts additional residents as a result of an increase in its FTE resident cap under § 413.79(c)(4) direct GME payments attributable to those additional FTE residents are calculated using the locality-adjusted national average per resident amount, as determined under paragraph (d)(2)(ii) of this section. The hospital will receive direct GME payments based on the sum of the following two direct GME calculations:

(1) A calculation using the per resident amount(s) as determined under paragraph (d) of this section and the hospital's number of FTE residents that is not attributable to an FTE resident cap increase under § 413.79(c)(4); and

(2) A calculation using the locality-adjusted national average per resident amount, as determined under paragraph (d)(2)(ii) of this section, inflated to the hospital's current cost reporting period, and the hospital's number of FTE residents that is attributable to the increase in the hospital's FTE resident cap under § 413.79(c)(4).

**§ 413.78 Direct GME payments: Determination of the total number of FTE residents.**

Subject to the weighting factors in §§ 413.79 and 413.80, and subject to the

provisions of § 413.81, the count of FTE residents is determined as follows:

(a) Residents in an approved program working in all areas of the hospital complex may be counted.

(b) No individual may be counted as more than one FTE. A hospital cannot claim the time spent by residents training at another hospital. Except as provided in paragraphs (c), (d), and (e) of this section, if a resident spends time in more than one hospital or in a nonprovider setting, the resident counts as partial FTE based on the proportion of time worked at the hospital to the total time worked. A part-time resident counts as a partial FTE based on the proportion of allowable time worked compared to the total time necessary to fill a full-time internship or residency slot.

(c) On or after July 1, 1987, and for portions of cost reporting periods occurring before January 1, 1999, the time residents spend in nonprovider settings such as freestanding clinics, nursing homes, and physicians' offices in connection with approved programs is not excluded in determining the number of FTE residents in the calculation of a hospital's resident count if the following conditions are met—

(1) The resident spends his or her time in patient care activities.

(2) There is a written agreement between the hospital and the outside entity that states that the resident's compensation for training time spent outside of the hospital setting is to be paid by the hospital.

(d) For portions of cost reporting periods occurring on or after January 1, 1999, and before October 1, 2004, the time residents spend in nonprovider settings such as freestanding clinics, nursing homes, and physicians' offices in connection with approved programs may be included in determining the number of FTE residents in the calculation of a hospital's resident count if the following conditions are met—

(1) The resident spends his or her time in patient care activities.

(2) The written agreement between the hospital and the nonhospital site must indicate that the hospital will incur the cost of the resident's salary and fringe benefits while the resident is training in the nonhospital site and the hospital is providing reasonable compensation to the nonhospital site for supervisory teaching activities. The agreement must indicate the compensation the hospital is providing to the nonhospital site for supervisory teaching activities.

(3) The hospital must incur all or substantially all of the costs for the training program in the nonhospital

setting in accordance with the definition in § 413.75(b).

(4) The hospital is subject to the principles of community support and redistribution of costs as specified in § 413.81.

(e) For portions of cost reporting periods occurring on or after October 1, 2004, the time residents spend in nonprovider settings such as freestanding clinics, nursing homes, and physicians' offices in connection with approved programs may be included in determining the number of FTE residents in the calculation of a hospital's resident count if the following conditions are met—

(1) The resident spends his or her time in patient care activities.

(2) The hospital must incur all or substantially all of the costs of the training program in a nonhospital setting(s) (in accordance with the definition under § 413.75(b)).

(3) The hospital must comply with one of the following:

(i) The hospital must pay all or substantially all of the costs of the training program in a nonhospital setting(s) attributable to training that occurs during a month by the end of the third month following the month in which the training in the nonhospital site occurred; or

(ii) There is a written agreement between the hospital and the nonhospital site that states that the hospital will incur the cost of the resident's salary and fringe benefits while the resident is training in the nonhospital site and the hospital is providing reasonable compensation to the nonhospital site for supervisory teaching activities. The agreement must indicate the compensation the hospital is providing to the nonhospital site for supervisory teaching activities.

(4) The hospital is subject to the principles of community support and redistribution of costs as specified in § 413.81.

**§ 413.79 Direct GME payments: Determination of the weighted number of FTE residents.**

Subject to the provisions in § 413.80, CMS determines a hospital's number of FTE residents by applying a weighting factor to each resident and then summing the resulting numbers that represent each resident. The weighting factor is determined as follows:

(a) *Initial residency period.* Generally, for purposes of this section, effective July 1, 1995, an initial residency period is defined as the minimum number of years required for board eligibility.

(1) Prior to July 1, 1995, the initial residency period equals the minimum



number of years required for board eligibility in a specialty or subspecialty plus 1 year. An initial residency period may not exceed 5 years in order to be counted toward determining FTE status except in the case of a resident in an approved geriatric program whose initial residency period may last up to 2 additional years.

(2) Effective October 1, 2003, for a resident who trains in an approved geriatric program that requires the residents to complete 2 years of training to initially become board eligible in the geriatric specialty, the 2 years spent in the geriatrics program are treated as part of the resident's initial residency period.

(3) Effective July 1, 2000, for residency programs that began before, on, or after November 29, 1999, the period of board eligibility and the initial residency period for a resident in an approved child neurology program is the period of board eligibility for pediatrics plus 2 years.

(4) Effective August 10, 1993, residents or fellows in an approved preventive medicine residency or fellowship program also may be counted as a full FTE resident for up to 2 additional years beyond the initial residency period limitations.

(5) For combined residency programs, an initial residency period is defined as the time required for individual certification in the longer of the programs. If the resident is enrolled in a combined medical residency training program in which all of the individual programs (that are combined) are for training primary care residents (as defined in § 413.75(b)) or obstetrics and gynecology residents, the initial residency period is the time required for individual certification in the longer of the programs plus 1 year.

(6) For residency programs other than those specified in paragraphs (a)(2) through (a)(4) of this section, the initial residency period is the minimum number of years of formal training necessary to satisfy the requirements for initial board eligibility in the particular specialty for which the resident is training, as specified in the most recently published edition of the Graduate Medical Education Directory.

(7) For residency programs in osteopathy, dentistry, and podiatry, the minimum requirement for certification in a specialty or subspecialty is the minimum number of years of formal training necessary to satisfy the requirements of the appropriate approving body listed in § 415.152 of this chapter.

(8) For residency programs in geriatric medicine, accredited by the appropriate approving body listed in § 415.152 of

this chapter, these programs are considered approved programs on the later of—

(i) The starting date of the program within a hospital; or

(ii) The hospital's cost reporting periods beginning on or after July 1, 1985.

(9) The time spent in residency programs that do not lead to certification in a specialty or subspecialty, but that otherwise meet the definition of approved programs, as described in § 413.75(b), is counted toward the initial residency period limitation.

(10) Effective for cost reporting periods beginning on or after October 1, 2004, if a hospital can document that a resident simultaneously matched for one year of training in a particular specialty program, and for a subsequent year(s) of training in a different specialty program, the resident's initial residency period will be determined based on the period of board eligibility associated with the program for which the resident matched for the subsequent year(s) of training.

(b) *Weighting factor*—(1) If the resident is in an initial residency period, the weighting factor is one.

(2) If the resident is not in an initial residency period, the weighting factor is 1.00 during the period beginning on or after July 1, 1985 and before July 1, 1986, .75 during the period beginning on or after July 1, 1986 and before July 1, 1987, and .50 thereafter without regard to the hospital's cost reporting period.

(c) *Unweighted FTE counts.*

(1) *Definitions.* As used in this paragraph (c):

(i) *Otherwise applicable resident cap* refers to a hospital's FTE resident cap that is determined for a particular cost reporting period under paragraph (c)(2) of this section.

(ii) *Reference resident level* refers to a hospital's resident level in the applicable reference period specified under paragraph (c)(3)(ii) of this section.

(iii) *Resident level* refers to the number of unweighted allopathic and osteopathic FTE residents who are training in a hospital in a particular cost reporting period.

(2) *Determination of the FTE resident cap.* Subject to the provisions of paragraphs (c)(3) and (c)(4) of this section and § 413.81, for purposes of determining direct GME payment—

(i) For cost reporting periods beginning on or after October 1, 1997, a hospital's resident level may not exceed the hospital's unweighted FTE count (or, effective for cost reporting periods beginning on or after April 1, 2000, 130

percent of the unweighted FTE count for a hospital located in a rural area) for these residents for the most recent cost reporting period ending on or before December 31, 1996.

(ii) If a hospital's number of FTE residents in a cost reporting period beginning on or after October 1, 1997, and before October 1, 2001, exceeds the limit described in this section, the hospital's total weighted FTE count (before application of the limit) will be reduced in the same proportion that the number of FTE residents for that cost reporting period exceeds the number of FTE residents for the most recent cost reporting period ending on or before December 31, 1996.

(iii) If the hospital's number of FTE residents in a cost reporting period beginning on or after October 1, 2001 exceeds the limit described in this section, the hospital's weighted FTE count (before application of the limit) for primary care and obstetrics and gynecology residents and nonprimary care residents, respectively, will be reduced in the same proportion that the number of FTE residents for that cost reporting period exceeds the number of FTE residents for the most recent cost reporting period ending on or before December 31, 1996.

(iv) Hospitals that are part of the same Medicare GME affiliated group (as described under § 413.75(b)) may elect to apply the limit on an aggregate basis as described under paragraph (f) of this section.

(v) The fiscal intermediary may make appropriate modifications to apply the provisions of this paragraph (c) of this section based on the equivalent of a 12-month cost reporting period.

(3) *Determination of the reduction to the FTE resident cap due to unused FTE resident slots.* If a hospital's reference resident level is less than its otherwise applicable FTE resident cap as determined under paragraph (c)(2) of this section or paragraph (e) of this section in the reference cost reporting period (as described under paragraph (c)(3)(ii) of this section), for portions of cost reporting periods beginning on or after July 1, 2005, the hospital's otherwise applicable FTE resident cap is reduced by 75 percent of the difference between the otherwise applicable FTE resident cap and the reference resident level. Under this provision—

(i) *Exemption for certain rural hospitals.* A rural hospital, as defined at § 412.62(f)(iii), with less than 250 beds (as determined at § 412.105(b)) in its most recent cost reporting period ending on or before September 30, 2002, is exempt from any reduction to the otherwise applicable FTE resident cap

limit under paragraph (c)(3) of this section.

(ii) *Reference cost reporting periods.*

(A) To determine a hospital's reference resident level, CMS uses one of the following periods:

(1) A hospital's most recent cost reporting period ending on or before September 30, 2002, for which a cost report has been settled or if the cost report has not been settled, the as-submitted cost report (subject to audit); or

(2) A hospital's cost reporting period that includes July 1, 2003 if the hospital submits a timely request to CMS to increase its resident level due to an expansion of an existing program and that expansion is not reflected on the hospital's most recent settled cost report. An expansion of an existing program means that, except for expansions due to newly approved programs under paragraph (c)(3)(ii)(A)(3) of this section, the number of unweighted allopathic and osteopathic FTE residents in any cost reporting period after the hospital's most recent settled cost report, up to and including the hospital's cost report that includes July 1, 2003, is greater than the number of unweighted allopathic and osteopathic FTE residents in programs that were existing at that hospital during the hospital's most recent settled cost report.

(3) A hospital may submit a timely request that CMS adjust the resident level for purposes of determining any reduction under paragraph (c)(3) of this section for the following purposes:

(i) In the hospital's reference cost reporting period under paragraph (c)(3)(ii)(A)(1) of this section, to include the number of FTE residents for which a new program was accredited by the appropriate allopathic or osteopathic accrediting body (listed under § 415.152 of this chapter) before January 1, 2002, if the program was not in operation during the reference cost reporting period under paragraph (c)(3)(ii)(A)(1); or

(ii) In the hospital's reference cost reporting period under paragraph (c)(3)(ii)(A)(2) of this section, to include the number of FTE residents for which a new program was accredited by the appropriate allopathic or osteopathic accrediting body (listed under § 415.152 of this chapter) before January 1, 2002, if the program was not in operation during the cost reporting period that includes July 1, 2003, and if the hospital also qualifies to use its cost report under paragraph (c)(3)(ii)(A)(2) of this section due to an expansion of an existing program.

(B) If the cost report that is used to determine a hospital's otherwise applicable FTE resident cap in the reference period is not equal to 12 months, the fiscal intermediary may make appropriate modifications to apply the provisions of paragraph (c)(3)(i)(A) of this section based on the equivalent of a 12-month cost reporting period.

(iii) If the new program described in paragraph (c)(3)(ii)(A)(3)(i) or paragraph (c)(3)(ii)(A)(ii) was accredited for a range of residents, the hospital may request that its reference resident level in its applicable reference cost reporting period under paragraph (c)(3)(ii)(A)(1) or (c)(3)(ii)(A)(2) of this section be adjusted to reflect the maximum number of accredited slots applicable to that hospital.

(iv) *Consideration of Medicare GME affiliated group agreements.* For hospitals that are members of the same affiliated group for the program year July 1, 2003 through June 30, 2004, in determining whether a hospital's otherwise applicable resident FTE resident cap is reduced under paragraph (c)(3) of this section, CMS treats these hospitals as a group. Using information from the hospitals' cost reports that include July 1, 2003, if the hospitals' aggregate FTE resident counts are equal to or greater than the aggregate otherwise applicable FTE resident cap for the affiliated group, then no reductions are made under paragraph (c)(3) of this section to the hospitals' otherwise applicable FTE resident caps. If the hospitals' aggregate FTE resident count is below the aggregate otherwise applicable FTE resident cap, then CMS determines on a hospital-specific basis whether the individual hospital's FTE resident count is less than its otherwise applicable resident cap (as adjusted by affiliation agreement(s)) in the hospital's cost report that includes July 1, 2003. If the hospital's FTE resident count is in excess of its otherwise applicable FTE resident cap, the hospital will not have its otherwise applicable FTE resident cap reduced under paragraph (c)(3) of this section. Hospitals in the affiliated group that have FTE resident counts below their individual otherwise applicable FTE resident caps are subject to a pro rata reduction in their otherwise applicable FTE resident caps that is equal, in total, to 75 percent of the difference between the aggregate FTE cap and the aggregate FTE count for the affiliated group. The pro rata reduction to the individual hospital's otherwise applicable resident cap is calculated by dividing the difference between the hospital's individual otherwise applicable FTE resident cap and the

hospital's FTE resident count by the total amount by which all of the hospitals' individual FTE resident counts are below their otherwise applicable FTE resident caps, multiplying the quotient by the difference between the aggregate FTE resident cap and the aggregate FTE resident counts for the affiliated group, and multiplying that result by 75 percent.

(4) *Determination of an increase in otherwise applicable resident cap.* For portions of cost reporting periods beginning on or after July 1, 2005, a hospital may receive an increase in its otherwise applicable FTE resident cap up to an additional 25 FTEs (as determined by CMS) if the hospital meets the requirements and qualifying criteria of section 1886(h)(7) of the Act and implementing instructions issued by CMS and if the hospital submits an application to CMS within the timeframe specified by CMS.

(5) *Special rules for hospitals that participate in demonstration projects or voluntary resident reduction plans.*

(i) If a hospital was participating in a demonstration project under section 402 of Public Law 90-248 or the voluntary reduction plan under § 413.88 for a greater period of time than the time period that elapsed since it withdrew from participation (or if it completed its participation) in the demonstration program or the voluntary reduction plan, for purposes of determining a possible reduction to the FTE resident caps under paragraph (c)(3) of this section, CMS compares the higher of the hospital's base number of residents (after subtracting any dental and podiatric FTE residents) or the hospital's reference resident level to the hospital's otherwise applicable resident cap determined under paragraph (c)(2) of this section.

(ii) If a hospital participated in the demonstration project or the voluntary resident reduction plan for a period of time that is less than the time that elapsed since it withdrew from participation in the demonstration project or the voluntary reduction plan, the special rules in paragraph (c)(5)(i) do not apply, and the hospital is subject to the procedures applicable to all other hospitals for determining possible reductions to the FTE resident caps under paragraph (c)(3) of this section.

(iii) CMS will not redistribute residency positions that are attributable to a hospital's participation in a demonstration project or a voluntary resident reduction plan to other hospitals that seek to increase their FTE resident caps under paragraph (c)(4) of this section.

(d) *Weighted FTE counts.* Subject to the provisions of § 413.81, for purposes of determining direct GME payment—

(1) For the hospital's first cost reporting period beginning on or after October 1, 1997, the hospital's weighted FTE count is equal to the average of the weighted FTE count for the payment year cost reporting period and the preceding cost reporting period.

(2) For cost reporting periods beginning on or after October 1, 1998, and before October 1, 2001, the hospital's weighted FTE count is equal to the average of the weighted FTE count for the payment year cost reporting period and the preceding two cost reporting periods.

(3) For cost reporting periods beginning on or after October 1, 2001, the hospital's weighted FTE count for primary care and obstetrics and gynecology residents is equal to the average of the weighted primary care and obstetrics and gynecology counts for the payment year cost reporting period and the preceding two cost reporting periods, and the hospital's weighted FTE count for nonprimary care residents is equal to the average of the weighted nonprimary care FTE counts for the payment year cost reporting period and the preceding two cost reporting periods.

(4) The fiscal intermediary may make appropriate modifications to apply the provisions of this paragraph (d) based on the equivalent of 12-month cost reporting periods.

(5) If a hospital qualifies for an adjustment to the limit established under paragraph (c)(2) of this section for new medical residency programs created under paragraph (e) of this section, the count of the residents participating in new medical residency training programs above the number included in the hospital's FTE count for the cost reporting period ending during calendar year 1996 is added after applying the averaging rules in this paragraph (d), for a period of years. Residents participating in new medical residency training programs are included in the hospital's FTE count before applying the averaging rules after the period of years has expired. For purposes of this paragraph (d), for each new program started, the period of years equals the minimum accredited length for each new program. The period of years begins when the first resident begins training in each new program.

(6) Subject to the provisions of paragraph (h) of this section, FTE residents that are displaced by the closure of either another hospital or another hospital's program are added to the FTE count after applying the

averaging rules in this paragraph (d), for the receiving hospital for the duration of the time that the displaced residents are training at the receiving hospital.

(7) Subject to the provisions under paragraph (k) of this section, effective for cost reporting periods beginning on or after April 1, 2000, FTE residents in a rural track program at an urban hospital are included in the urban hospital's rolling average calculation described in this paragraph (d).

(e) *New medical residency training programs.* If a hospital establishes a new medical residency training program as defined in paragraph (l) of this section on or after January 1, 1995, the hospital's FTE cap described under paragraph (c) of this section may be adjusted as follows:

(1) If a hospital had no allopathic or osteopathic residents in its most recent cost reporting period ending on or before December 31, 1996, and it establishes a new medical residency training program on or after January 1, 1995, the hospital's unweighted FTE resident cap under paragraph (c) of this section may be adjusted based on the product of the highest number of residents in any program year during the third year of the first program's existence for all new residency training programs and the number of years in which residents are expected to complete the program based on the minimum accredited length for the type of program. The adjustment to the cap may not exceed the number of accredited slots available to the hospital for the new program.

(i) If the residents are spending an entire program year (or years) at one hospital and the remainder of the program at another hospital, the adjustment to each respective hospital's cap is equal to the product of the highest number of residents in any program year during the third year of the first program's existence and the number of years the residents are training at each respective hospital.

(ii) Prior to the implementation of the hospital's adjustment to its FTE cap beginning with the fourth year of the hospital's residency program(s), the hospital's cap may be adjusted during each of the first 3 years of the hospital's new residency program using the actual number of residents participating in the new program. The adjustment may not exceed the number of accredited slots available to the hospital for each program year.

(iii) Except for rural hospitals, the cap will not be adjusted for new programs established more than 3 years after the first program begins training residents.

(iv) An urban hospital that qualifies for an adjustment to its FTE cap under paragraph (e)(1) of this section is not permitted to be part of a Medicare GME affiliated group for purposes of establishing an aggregate FTE cap.

(v) A rural hospital that qualifies for an adjustment to its FTE cap under paragraph (e)(1) of this section is permitted to be part of a Medicare GME affiliated group for purposes of establishing an aggregate FTE cap.

(2) If a hospital had allopathic or osteopathic residents in its most recent cost reporting period ending on or before December 31, 1996, the hospital's unweighted FTE cap may be adjusted for new medical residency training programs established on or after January 1, 1995 and on or before August 5, 1997. The adjustment to the hospital's FTE resident limit for the new program is based on the product of the highest number of residents in any program year during the third year of the newly established program and the number of years in which residents are expected to complete each program based on the minimum accredited length for the type of program.

(i) If the residents are spending an entire program year (or years) at one hospital and the remainder of the program at another hospital, the adjustment to each respective hospital's cap is equal to the product of the highest number of residents in any program year during the third year of the first program's existence and the number of years the residents are training at each respective hospital.

(ii) Prior to the implementation of the hospital's adjustment to its FTE cap beginning with the fourth year of the hospital's residency program, the hospital's cap may be adjusted during each of the first 3 years of the hospital's new residency program, using the actual number of residents in the new programs. The adjustment may not exceed the number of accredited slots available to the hospital for each program year.

(3) If a hospital with allopathic or osteopathic residents in its most recent cost reporting period ending on or before December 31, 1996, is located in a rural area (or other hospitals located in rural areas that added residents under paragraph (e)(1) of this section), the hospital's unweighted FTE limit may be adjusted in the same manner described in paragraph (e)(2) of this section to reflect the increase for residents in the new medical residency training programs established after August 5, 1997. For these hospitals, the limit will be adjusted for additional new programs

but not for expansions of existing or previously existing programs.

(4) A hospital seeking an adjustment to the limit on its unweighted resident count policy must provide documentation to its fiscal intermediary justifying the adjustment.

(f) *Medicare GME affiliated group.* A hospital may receive a temporary adjustment to its FTE cap, which is subject to the averaging rules under paragraph (e)(3) of this section, to reflect residents added or subtracted because the hospital is participating in a Medicare GME affiliated group (as defined under § 413.75(b)). Under this provision—

(1) Each hospital in the Medicare GME affiliated group must submit the Medicare GME affiliation agreement, as defined under § 413.75(b) of this section, to the CMS fiscal intermediary servicing the hospital and send a copy to CMS's Central Office no later than July 1 of the residency program year during which the Medicare GME affiliation agreement will be in effect.

(2) Each hospital in the Medicare GME affiliated group must have a shared rotational arrangement, as defined in § 413.75(b), with at least one other hospital within the Medicare GME affiliated group, and all of the hospitals within the Medicare GME affiliated group must be connected by a series of such shared rotational arrangements.

(3) During the shared rotational arrangements under a Medicare GME affiliation agreement, as defined in § 413.75(b), more than one of the hospitals in the Medicare GME affiliated group must count the proportionate amount of the time spent by the resident(s) in its FTE resident counts. No resident may be counted in the aggregate as more than one FTE.

(4) The net effect of the adjustments (positive or negative) on the Medicare GME affiliated hospitals' aggregate FTE cap for each Medicare GME affiliation agreement must not exceed zero.

(5) If the Medicare GME affiliation agreement terminates for any reason, the FTE cap of each hospital in the Medicare GME affiliated group will revert to the individual hospital's pre-affiliation FTE cap that is determined under the provisions of paragraph (c) of this section.

(g) *Newly constructed hospitals.* A hospital that began construction of its facility prior to August 5, 1997, and sponsored new medical residency training programs on or after January 1, 1995, and on or before August 5, 1997, that either received initial accreditation by the appropriate accrediting body or temporarily trained residents at another hospital(s) until the facility was

completed, may receive an adjustment to its FTE cap.

(1) The newly constructed hospital's FTE cap is equal to the lesser of—

(i) The product of the highest number of residents in any program year during the third year of the newly established program and the number of years in which residents are expected to complete the programs based on the minimum accredited length for each type of program; or

(ii) The number of accredited slots available to the hospital for each year of the programs.

(2) If the new medical residency training programs sponsored by the newly constructed hospital have been in existence for 3 years or more by the time the residents begin training at the newly constructed hospital, the newly constructed hospital's cap will be based on the number of residents training in the third year of the programs begun at the temporary training site.

(3) If the new medical residency training programs sponsored by the newly constructed hospital have been in existence for less than 3 years by the time the residents begin training at the newly constructed hospital, the newly constructed hospital's cap will be based on the number of residents training at the newly constructed hospital in the third year of the programs (including the years at the temporary training site).

(4) A hospital that qualifies for an adjustment to its FTE cap under this paragraph (g) may be part of an affiliated group for purposes of establishing an aggregate FTE cap.

(5) The provisions of this paragraph (g) are applicable during portions of cost reporting periods occurring on or after October 1, 1999.

(h) *Closure of hospital or hospital residency program.*

(1) *Definitions.* For purposes of this section—

(i) *Closure of a hospital* means the hospital terminates its Medicare agreement under the provisions of § 489.52 of this chapter.

(ii) *Closure of a hospital residency training program* means the hospital ceases to offer training for residents in a particular approved medical residency training program.

(2) *Closure of a hospital.* A hospital may receive a temporary adjustment to its FTE cap to reflect residents added because of another hospital's closure if the hospital meets the following criteria:

(i) The hospital is training additional residents from a hospital that closed on or after July 1, 1996.

(ii) No later than 60 days after the hospital begins to train the residents, the hospital submits a request to its

fiscal intermediary for a temporary adjustment to its FTE cap, documents that the hospital is eligible for this temporary adjustment by identifying the residents who have come from the closed hospital and have caused the hospital to exceed its cap, and specifies the length of time the adjustment is needed.

(3) *Closure of a hospital's residency training program.* If a hospital that closes its residency training program voluntarily agrees to temporarily reduce its FTE cap according to the criteria specified in paragraph (h)(3)(ii) of this section, another hospital(s) may receive a temporary adjustment to its FTE cap to reflect residents added because of the closure of the residency training program if the criteria specified in paragraph (h)(3)(i) of this section are met.

(i) *Receiving hospital(s).* A hospital may receive a temporary adjustment to its FTE cap to reflect residents added because of the closure of another hospital's residency training program if—

(A) The hospital is training additional residents from the residency training program of a hospital that closed a program; and

(B) No later than 60 days after the hospital begins to train the residents, the hospital submits to its fiscal intermediary a request for a temporary adjustment to its FTE cap, documents that it is eligible for this temporary adjustment by identifying the residents who have come from another hospital's closed program and have caused the hospital to exceed its cap, specifies the length of time the adjustment is needed, and submits to its fiscal intermediary a copy of the FTE reduction statement by the hospital that closed its program, as specified in paragraph (h)(3)(ii)(B) of this section.

(ii) *Hospital that closed its program(s).* A hospital that agrees to train residents who have been displaced by the closure of another hospital's program may receive a temporary FTE cap adjustment only if the hospital with the closed program—

(A) Temporarily reduces its FTE cap based on the FTE residents in each program year training in the program at the time of the program's closure. This yearly reduction in the FTE cap will be determined based on the number of those residents who would have been training in the program during that year had the program not closed; and

(B) No later than 60 days after the residents who were in the closed program begin training at another hospital, submit to its fiscal intermediary a statement signed and

dated by its representative that specifies that it agrees to the temporary reduction in its FTE cap to allow the hospital training the displaced residents to obtain a temporary adjustment to its cap; identifies the residents who were in training at the time of the program's closure; identifies the hospitals to which the residents are transferring once the program closes; and specifies the reduction for the applicable program years.

(i) *Additional FTEs for residents on maternity or disability leave or other approved leave of absence.* Effective for cost reporting periods beginning on or after November 29, 1999, a hospital may receive an adjustment to its FTE cap of up to three additional resident FTEs, if the hospital meets the following criteria:

(1) The additional residents are residents of a primary care program that would have been counted by the hospital as residents for purposes of the hospital's FTE cap but for the fact that the additional residents were on maternity or disability leave or a similar approved leave of absence during the hospital's most recent cost reporting period ending on or before December 31, 1996;

(2) The leave of absence was approved by the residency program director to allow the residents to be absent from the program and return to the program after the leave of absence; and

(3) No later than 6 months after August 1, 2000, the hospital submits to the fiscal intermediary a request for an adjustment to its FTE cap, and provides contemporaneous documentation of the approval of the leave of absence by the residency director, specific to each additional resident that is to be counted for purposes of the adjustment.

(j) *Residents previously trained at VA hospitals.* For cost reporting periods beginning on or after October 1, 1997, a non-Veterans Affairs (VA) hospital may receive a temporary adjustment to its FTE cap to reflect residents who had previously trained at a VA hospital and were subsequently transferred to the non-VA hospital, if that hospital meets the following criteria:

(1) The transferred residents had been training previously at a VA hospital in a program that would have lost its accreditation by the ACGME if the residents continued to train at the VA hospital;

(2) The residents were transferred to the hospital from the VA hospital on or after January 1, 1997, and before July 31, 1998; and

(3) The hospital submits a request to its fiscal intermediary for a temporary adjustment to its FTE cap, documents that it is eligible for this temporary

adjustment by identifying the residents who have come from the VA hospital, and specifies the length of time those residents will be trained at the hospital.

(k) *Residents training in rural track programs.* Subject to the provisions of § 413.81, an urban hospital that establishes a new residency program, or has an existing residency program, with a rural track (or an integrated rural track) may include in its FTE count residents in those rural tracks, in addition to the residents subject to its FTE cap specified under paragraph (c) of this section. An urban hospital with a rural track residency program may count residents in those rural tracks up to a rural track FTE limitation if the hospital complies with the conditions specified in paragraphs (k)(2) through (k)(6) of this section.

(1) If an urban hospital rotates residents to a separately accredited rural track program at a rural hospital(s) for two-thirds of the duration of the program for cost reporting periods beginning on or after April 1, 2000, and before October 1, 2003, or for more than one-half of the duration of the program for cost reporting periods beginning on or after October 1, 2003, the urban hospital may include those residents in its FTE count for the time the rural track residents spend at the urban hospital. The urban hospital may include in its FTE count those residents in the rural track training at the urban hospital, not to exceed its rural track FTE limitation, determined as follows:

(i) For the first 3 years of the rural track's existence, the rural track FTE limitation for each urban hospital will be the actual number of FTE residents, subject to the rolling average at paragraph (d)(7) of this section, training in the rural track at the urban hospital.

(ii) Beginning with the fourth year of the rural track's existence, the rural track FTE limitation is equal to the product of the highest number of residents, in any program year, who during the third year of the rural track's existence are training in the rural track at the urban hospital or the rural hospital(s) and are designated at the beginning of their training to be rotated to the rural hospital(s) for at least two-thirds of the duration of the program for cost reporting periods beginning on or after April 1, 2000, and before October 1, 2002, or for more than one-half of the duration of the program effective for cost reporting periods beginning on or after October 1, 2003, and the number of years those residents are training at the urban hospital.

(2) If an urban hospital rotates residents to a separately accredited rural track program at a rural nonhospital

site(s) for two-thirds of the duration of the program for cost reporting periods beginning on or after April 1, 2000, and before October 1, 2003, or for more than one-half of the duration of the program for cost reporting periods beginning on or after October 1, 2003, the urban hospital may include those residents in its FTE count, subject to the requirements under § 413.78(d). The urban hospital may include in its FTE count those residents in the rural track, not to exceed its rural track FTE limitation, determined as follows:

(i) For the first 3 years of the rural track's existence, the rural track FTE limitation for each urban hospital will be the actual number of FTE residents, subject to the rolling average specified in paragraph (d)(7) of this section, training in the rural track at the urban hospital and the rural nonhospital site(s).

(ii) Beginning with the fourth year of the rural track's existence, the rural track FTE limitation is equal to the product of—

(A) The highest number of residents in any program year who, during the third year of the rural track's existence, are training in the rural track at—

(1) The urban hospital and are designated at the beginning of their training to be rotated to a rural nonhospital site(s) for at least two-thirds of the duration of the program for cost reporting periods beginning on or after April 1, 2000 and before October 1, 2003, or for more than one-half of the duration of the program for cost reporting periods beginning on or after October 1, 2003; and

(2) The rural nonhospital site(s); and  
(B) The number of years in which the residents are expected to complete each program based on the minimum accredited length for the type of program.

(3) If an urban hospital rotates residents in the rural track program to a rural hospital(s) for less than two-thirds of the duration of the program for cost reporting periods beginning on or after April 1, 2000, and before October 1, 2003, or for one-half or less than one-half of the duration of the program for cost reporting periods beginning on or after October 1, 2003, the rural hospital may not include those residents in its FTE count (if the rural track is not a new program under paragraph (e)(3) of this section, or if the rural hospital's FTE count exceeds that hospital's FTE cap), nor may the urban hospital include those residents when calculating its rural track FTE limitation.

(4) If an urban hospital rotates residents in the rural track program to a rural nonhospital site(s) for less than

two-thirds of the duration of the program for cost reporting periods beginning on or after April 1, 2000 and before October 1, 2003, or for one-half or less than one-half of the duration of the program for cost reporting periods beginning on or after October 1, 2003, the urban hospital may include those residents in its FTE count, subject to the requirements under § 413.78(d). The urban hospital may include in its FTE count those residents in the rural track, not to exceed its rural track limitation, determined as follows:

(i) For the first 3 years of the rural track's existence, the rural track FTE limitation for the urban hospital will be the actual number of FTE residents, subject to the rolling average specified in paragraph (d)(7) of this section, training in the rural track at the rural nonhospital site(s).

(ii) Beginning with the fourth year of the rural track's existence, the rural track FTE limitation is equal to the product of—

(A) The highest number of residents in any program year who, during the third year of the rural track's existence, are training in the rural track at the rural nonhospital site(s) or are designated at the beginning of their training to be rotated to the rural nonhospital site(s) for a period that is less than two-thirds of the duration of the program for cost reporting periods beginning on or after April 1, 2002, and before October 1, 2003, or for one-half or less than one-half of the duration of the program for cost reporting periods beginning on or after October 1, 2003; and

(B) The length of time in which the residents are being training at the rural nonhospital site(s) only.

(5) All urban hospitals that wish to count FTE residents in rural tracks, not to exceed their respective rural track FTE limitation, must also comply with all of the following conditions:

(i) An urban hospital may not include in its rural track FTE limitation or (assuming the urban hospital's FTE count exceeds its FTE cap) FTE count residents who are training in a rural track residency program that were already included as part of the hospital's FTE cap.

(ii) The hospital must base its count of residents in a rural track on written contemporaneous documentation that each resident enrolled in a rural track program at the hospital intends to rotate for a portion of the residency program to a rural area.

(iii) All residents that are included by the hospital as part of its rural track FTE count (not to exceed its rural track FTE limitation) must train in the rural area. However, where a resident begins to

train in the rural track program at the urban hospital but leaves the program before completing the total required portion of training in the rural area, the urban hospital may count the time the resident trained in the urban hospital if another resident fills the vacated FTE slot and completes the training in the rural portion of the rural track program. An urban hospital may not receive GME payment for the time the resident trained at the urban hospital if another resident fills the vacated FTE slot and first begins to train at the urban hospital.

(6) If CMS finds that residents who are included by the urban hospital as part of its FTE count did not actually complete the training in the rural area, CMS will reopen the urban hospital's cost report within the 3-year reopening period as specified in § 405.1885 of this chapter and adjust the hospital's Medicare GME payments (and, where applicable, the hospital's rural track FTE limitation).

(1) For purposes of this section, a new medical residency training program means a medical residency that receives initial accreditation by the appropriate accrediting body or begins training residents on or after January 1, 1995.

**§ 413.80 Direct GME payments: Determination of weighting factors for foreign medical graduates.**

(a) The weighting factor for a foreign medical graduate is determined under the provisions of § 413.79 if the foreign medical graduate—

- (1) Has passed FMGEMS; or
- (2) Before July 1, 1986, received certification from, or passed an examination of, the Educational Committee for Foreign Medical Graduates.

(b) Before July 1, 1986, the weighting factor for a foreign medical graduate is 1.0 times the weight determined under the provisions of § 413.79. On or after July 1, 1986, and before July 1, 1987, the weighting factor for a graduate of a foreign medical school who was in a residency program both before and after July 1, 1986 but who does not meet the requirements set forth in paragraph (a) of this section is .50 times the weight determined under the provisions of § 413.79.

(c) On or after July 1, 1987, these foreign medical graduates are not counted in determining the number of FTE residents.

(d) During the cost reporting period in which a foreign medical graduate passes FMGEMS, the weighting factor for that resident is determined under the provisions of § 413.79 for the part of the

cost reporting period beginning with the month the resident passes the test.

(e) On or after September 1, 1989, the National Board of Medical Examiners Examination, Parts I and II, may be substituted for FMGEMS for purposes of the determination made under paragraphs (a) and (d) of this section.

(f) On or after June 1, 1992, the United States Medical Licensing Examination may be substituted for the FMGEMS for purposes of the determination made under paragraphs (a) and (d) of this section. On or after July 1, 1993, only the results of steps I and II of the United States Medical Licensing Examination will be accepted for purposes of making this determination.

**§ 413.81 Direct GME payments: Application of community support and redistribution of costs in determining FTE resident counts.**

(a) For purposes of determining direct GME payments, the following principles apply:

(1) *Community support.* If the community has undertaken to bear the costs of medical education through community support, the costs are not considered GME costs to the hospital for purposes of Medicare payment.

(2) *Redistribution of costs.* The costs of training residents that constitute a redistribution of costs from an educational institution to the hospital are not considered GME costs to the hospital for purposes of Medicare payment.

(b) *Application.* A hospital must continuously incur costs of direct GME of residents training in a particular program at a training site since the date the residents first began training in that program in order for the hospital to count the FTE residents in accordance with the provisions of §§ 413.78, 413.79 (c) through (e), and 413.79(k). This rule also applies to providers that are paid for direct GME in accordance with § 405.2468 of this chapter, § 422.270 of this subchapter, and § 413.70.

(c)(1) *Effective date.* Subject to the provisions of paragraph (c)(2) of this section, payments made in accordance with determinations made under the provisions of paragraphs (a) and (b) of this section will be effective for portions of cost reporting periods occurring on or after October 1, 2003.

(2) *Applicability for certain hospitals.* With respect to an FTE resident who begins training in a residency program on or before October 1, 2003, and with respect to whom there has been a redistribution of costs or community support determined under the provisions of paragraphs (a) and (b) of this section, the hospital may continue

to count the FTE resident until the resident has completed training in that program, or until 3 years after the date the resident began training in that program, whichever comes first.

**§ 413.82 Direct GME payments: Special rules for States that formerly had a waiver from Medicare reimbursement principles.**

(a) Effective for cost reporting periods beginning on or after January 1, 1986, hospitals in States that, prior to becoming subject to the prospective payment system, had a waiver for the operation of a State reimbursement control system under section 1886(c) of the Act, section 402 of the Social Security Amendments of 1967 (42 U.S.C. 1395b-1 or section 222(a) of the Social Security Amendment of 1972 (42 U.S.C. 1395b-1 (note)) are permitted to change the order in which they allocate administrative and general costs to the order specified in the instructions for the Medicare cost report.

(b) For hospitals making this election, the base-period costs for the purpose of determining the per resident amount are adjusted to take into account the change in the order by which they allocate administrative and general costs to interns and residents in approved program cost centers.

(c) Per resident amounts are determined for the base period and updated as described in § 413.77. For cost reporting periods beginning on or after January 1, 1986, payment is made based on the methodology described in § 413.76.

**§ 413.83 Direct GME payments: Adjustment of a hospital's target amount or prospective payment hospital-specific rate.**

(a) *Misclassified operating costs*—(1) *General rule.* If a hospital has its base-period GME costs reduced under § 413.77(a) of this section because those costs included misclassified operating costs, the hospital may request that the intermediary review the classification of the affected costs in its rate-of-increase ceiling or prospective payment base year for purposes of adjusting the hospital's target amount or hospital-specific rate. For those cost reports that are not subject to reopening under § 405.1885 of this chapter, the hospital's reopening request must explicitly state that the review is limited to this one issue.

(2) *Request for review.* The hospital must request review of the classification of its rate-of-increase ceiling or prospective payment base year costs no later than 180 days after the date of the notice by the intermediary of the hospital's base-period average per resident amount. A hospital's request

for review must include sufficient documentation to demonstrate to the intermediary that adjustment of the hospital's hospital-specific rate or target amount is warranted.

(3) *Effect of intermediary's review.* If the intermediary, upon review of the hospital's costs, determines that the hospital's hospital-specific rate or target amount should be adjusted, the adjustment of the hospital-specific rate or the target amount is effective for the hospital's cost reporting periods subject to the prospective payment system or the rate-of-increase ceiling that are still subject to reopening under § 405.1885 of this chapter.

(b) *Misclassification of GME costs*—(1) *General rule.* If costs that should have been classified as GME costs were treated as operating costs during both the GME base period and the rate-of-increase ceiling base year or prospective payment base year and the hospital wishes to receive benefit for the appropriate classification of these costs as GME costs in the GME base period, the hospital must request that the intermediary review the classification of the affected costs in the rate-of-increase ceiling or prospective payment base year for purposes of adjusting the hospital's target amount or hospital-specific rate. For those cost reports that are not subject to reopening under § 405.1885 of this chapter, the hospital's reopening request must explicitly state that the review is limited to this one issue.

(2) *Request for review.* The hospital must request review of the classification of its costs no later than 180 days after the date of the intermediary's notice of the hospital's base-period average per resident amount. A hospital's request for review must include sufficient documentation to demonstrate to the intermediary that modification of the adjustment of the hospital's hospital-specific rate or target amount is warranted.

(3) *Effect of intermediary's review.* If the intermediary, upon review of the hospital's costs, determines that the hospital's hospital-specific rate or target amount should be adjusted, the adjustment of the hospital-specific rate and the adjustment of the target amount is effective for the hospital's cost reporting periods subject to the prospective payment system or the rate-of-increase ceiling that are still subject to reopening under § 405.1885 of this chapter.

**§ 413.87 [Amended]**

- 8. In § 413.87—
- A. Under paragraph (e), the cross-reference “§ 413.86(d)(4)” is removed

and the cross-reference “413.76(d)” is added in its place.

- B. Under paragraph (f)(1)(i), the cross-reference “413.86(d)(3)” is removed and the cross-reference “413.76(c)” is added in its place.

**§ 413.88 [Amended]**

- 9. In § 413.88—

- A. Under paragraph (b)(1), the cross-reference “413.86(b)” is removed and the cross-reference “§ 413.75(b)” is added in its place.

- B. Under paragraph (b)(2), the cross-reference “§ 413.86(b)” is removed and the cross-reference “§ 413.75(b)” is added in its place.

- C. Under paragraph (d)(7), the reference “413.86(b)” is removed and the cross-reference “§ 413.75(b)” is added in its place.

- D. Under paragraphs (g)(1)(i)(A) and (B), the cross-reference “§ 413.86(g)” is removed and the cross-reference “§ 413.79” is added in its place, wherever it appears.

- E. Under paragraph (h)(1)(i), the cross-reference “§ 413.86(d)” (2 times) is removed and the cross-reference “§ 413.76” (2 times) is added in its place.

- 10. Section 413.114 is amended by revising the last sentence of paragraph (a)(2) to read as follows:

**§ 413.114 Payment for posthospital SNF care furnished by a swing-bed hospital.**

(a) \* \* \*

(2) *Services furnished in cost reporting periods beginning on and after July 1, 2002.* \* \* \* Posthospital SNF care furnished in general routine inpatient beds in CAHs is paid based on reasonable cost for cost reporting periods beginning on and after July 1, 2002 and before January 1, 2004, and is paid based on 101 percent of reasonable cost for cost reporting periods beginning on and after January 1, 2004, in accordance with the provisions of subparts A through G of this part (other than paragraphs (c) and (d) of this section).

\* \* \* \* \*

- 11. Section 413.302 is amended by revising the definition of “Urban area” to read as follows:

**§ 413.302 Definitions.**

For purposes of this subpart—

\* \* \* \* \*

Urban area means—

(1) Prior to October 1, 2004, a Metropolitan Statistical Area (MSA), or New England County Metropolitan Area (NECMA), as defined by the Office of Management and Budget, or a New England county deemed to be an urban area as listed in § 412.62(f)(1)(ii)(B) of this chapter.

(2) Effective October 1, 2004, a Metropolitan Statistical Area (MSA), as defined by the Office of Management and Budget, or a New England county deemed to be an urban area as specified under § 412.64.

■ D. Part 418 is amended as follows:

**PART 418—HOSPICE CARE**

■ 1. The authority citation for part 418 continues to read as follows:

**Authority:** Secs. 1102 and 1871 of the Social Security Act (42 U.S.C. 1302 and 1395hh).

■ 2. Section 418.100 is amended as follows:

- A. Revising paragraph (d)(1).
- B. Revising paragraph (d)(4).
- C. Adding a new paragraph (d)(5).

The revision and addition read as follows:

**§ 418.100 Condition of participation: Hospices that provide inpatient care directly.**

\* \* \* \* \*

(d) *Standard: Fire protection.* (1) Except as otherwise provided in this section—

(i) The hospice must meet the provisions applicable to nursing homes of the 2000 edition of the Life Safety Code of the National Fire Protection Association. The Director of the Office of the Federal Register has approved the NFPA 101® 2000 edition of the Life Safety Code, issued January 14, 2000, for incorporation by reference in accordance with 5 U.S.C. 552(a) and 1 CFR part 51. A copy of the Code is available for inspection at the CMS Information Resource Center, 7500 Security Boulevard, Baltimore, MD or at the National Archives and Records Administration (NARA). For information on the availability of this material at NARA, call 202-741-6030, or go to: [http://www.archives.gov/federal\\_register/code\\_of\\_federal\\_regulations/ibr\\_locations.html](http://www.archives.gov/federal_register/code_of_federal_regulations/ibr_locations.html). Copies may be obtained from the National Fire Protection Association, 1 Batterymarch Park, Quincy, MA 02269. If any changes in this edition of the Code are incorporated by reference, CMS will publish notice in the **Federal Register** to announce the changes.

(ii) Chapter 19.3.6.3.2, exception number 2 of the adopted edition of the LSC does not apply to a hospice.

\* \* \* \* \*

(4) Beginning March 13, 2006, a hospice must be in compliance with Chapter 9.2.9, Emergency Lighting.

(5) Beginning March 13, 2006, Chapter 19.3.6.3.2, exception number 2 does not apply to hospices.

\* \* \* \* \*

■ E. Part 460 is amended as follows:

**PART 460—PROGRAMS OF ALL-INCLUSIVE CARE FOR THE ELDERLY (PACE)**

■ 1. The authority citation for part 460 continues to read as follows:

**Authority:** Secs. 1102 and 1871 of the Social Security Act (42 U.S.C. 1302 and 1395).

**Subpart E—PACE Administrative Requirements**

■ 2. Section 460.72 is amended by—

- A. Revising paragraph (b)(1).
- B. Revising paragraph (b)(3).
- C. Adding paragraph (b)(4).

The revision and addition read as follows:

**§ 460.72 Physical environment.**

\* \* \* \* \*

(b) *Fire safety.* (1) *General rule.* Except as otherwise provided in this section—

(i) A PACE center must meet the applicable provisions of the 2000 edition of the Life Safety Code (LSC) of the National Fire Protection Association that apply to the type of setting in which the center is located. The Director of the Office of the Federal Register has approved the NFPA 101® 2000 edition of the Life Safety Code, issued January 14, 2000, for incorporation by reference in accordance with 5 U.S.C. 552(a) and 1 CFR part 51. A copy of the Code is available for inspection at the CMS Information Resource Center, 7500 Security Boulevard, Baltimore, MD or at the National Archives and Records Administration (NARA). For information on the availability of this material at NARA, call 202-741-6030, or go to: [http://www.archives.gov/federal\\_register/code\\_of\\_federal\\_regulations/ibr\\_locations.html](http://www.archives.gov/federal_register/code_of_federal_regulations/ibr_locations.html). Copies may be obtained from the National Fire Protection Association, 1 Batterymarch Park, Quincy, MA 02269. If any changes in this edition of the Code are incorporated by reference, CMS will publish notice in the **Federal Register** to announce the changes.

(ii) Chapter 19.3.6.3.2, exception number 2 of the adopted edition of the LSC does not apply to PACE centers.

\* \* \* \* \*

(3) Beginning March 13, 2006, a PACE center must be in compliance with Chapter 9.2.9, Emergency Lighting.

(4) Beginning March 13, 2006, Chapter 19.3.6.3.2, exception number 2 does not apply to PACE centers.

\* \* \* \* \*

■ F. The title of Part 480 under Subchapter F is revised to read as follows:

**PART 480—ACQUISITION, PROTECTION, AND DISCLOSURE OF QUALITY IMPROVEMENT ORGANIZATION INFORMATION**

■ G. Part 480 is amended as follows:

■ 1. The authority citation for Part 480 continues to read:

**Authority:** Secs. 1102 and 1871 of the Social Security Act (42 U.S.C. 1302 and 1395hh).

■ 2. Section 480.106 is amended by adding a new paragraph (c) to read as follows:

**§ 480.106 Exceptions to QIO notice requirements.**

\* \* \* \* \*

(c) *Other.* The notification requirements in § 480.105(a) and (b)(2) do not apply if:

(1) The institution or practitioner has requested, in writing, that the QIO make the disclosure;

(2) The institution or practitioner has provided, in writing, consent for the disclosure; or

(3) The information is public information as defined in § 480.101(b) and specified under § 480.120.

■ 3. Section 480.133 is amended by revising paragraph (a)(2)(iii) to read as follows:

**§ 480.133 Disclosure of information about practitioners, reviewers and institutions.**

(a) \* \* \*

(2) *Disclosure to others.* \* \* \*

(iii) A QIO may disclose to any person, agency, or organization information on a particular practitioner or reviewer at the written request of or with the written consent of that practitioner or reviewer. The recipient of the information has the same redisclosure rights and responsibilities as the requesting or consenting practitioner or reviewer as provided under this Subpart B.

\* \* \* \* \*

■ 4. Section 480.140 is amended by redesignating paragraphs (d) and (e) as paragraphs (e) and (f), respectively, and adding a new paragraph (d) to read as follows:

**§ 480.140 Disclosure of quality review study information.**

\* \* \* \* \*

(d) A QIO may disclose quality review study information with identifiers of



particular practitioners or institutions, or both, at the written request of, or with the written consent of, the identified practitioner(s) or institution(s).

(1) The consent or request must specify the information that is to be disclosed and the intended recipient of the information.

(2) The recipient of the information has the same redisclosure rights and responsibilities as the requesting or

consenting practitioner or institution as provided under this Subpart B.

\* \* \* \* \*

■ 5. Cross-Reference Changes

§§ 480.101, 480.104, 480.105, 480.106, 480.120, 480.121, 480.130, 480.132, 480.133, 480.136, 480.137, 480.138, 480.141, 480.142 [Amended]

■ In the table below, for each section indicated in the left column, remove the

cross-reference indicated in the middle column from wherever it appears in the section, and add the cross-reference in the right column:

BILLING CODE 4120-01-P

Section	Remove	Add
480.101(b), under the definition "Patient representative"	§476.132(c)(3)	§480.132(c)(3)
480.104(a)(1)	§476.105	§480.105
480.104(a)(2)	§476.106	§480.106
480.104(a)(2)	§476.107	§480.107
480.104(d)	§476.120(a)(6)	§480.120(a)(6)
480.105(a)	§476.106	§480.106
480.105(b)(1)	§476.132	§480.132
480.105(b)(2)	§§476.137 and 476.138	§§480.137 and 480.138
480.105(b)(2)	§476.106	§480.106
480.106(a)	§476.105	§480.105
480.106(b)	§476.105	§480.105
480.120, introductory text	§§476.104 and 476.105	§§480.104 and 480.105
480.120(a)(5)	§476.139	§480.139
480.121	§476.105	§480.105
480.121	§476.120	§480.120
480.130	§§476.139(a) and 476.140	§§480.139(a) and 480.140
480.132(b)(2)	§476.139(a)	§480.139(a)
480.132(b)(3)	§476.140	§480.140
480.133(a)(2)(ii)	§§476.137 and 476.138	§§480.137 and 480.138
480.133(b)(2)	§476.139(a)	§480.139(a)
480.133(b)(3)	§476.140	§480.140
480.136(a), introductory text	§§476.139(a) and 476.140	§§480.139(a) and 480.140
480.137(a), introductory text	§§476.139(a) and 476.140	§§480.139(a) and 480.140
480.138(b)(2)	§§476.139(a) and 476.140	§§480.139(a) and 480.140
480.141	§§476.104 and 476.105	§§480.104 and 480.105
480.142(b)	§476.137	§480.137

BILLING CODE 4120-01-C

■ H. Part 482 is amended as follows:

**PART 482—CONDITIONS OF PARTICIPATION FOR HOSPITALS**

■ 1. The authority citation for part 482 continues to read as follows:

**Authority:** Secs. 1102 and 1871 of the Social Security Act, unless otherwise noted (42 U.S.C. 1302 and 1395hh).

■ 2. Section 482.41 is amended by—  
revising paragraph (b).

**§ 482.41 Conditions of participation: Physical environment.**

\* \* \* \* \*

(b) *Standard: Life safety from fire.* (1) Except as otherwise provided in this section—

(i) The hospital must meet the applicable provisions of the 2000 edition of the Life Safety Code of the National Fire Protection Association. The Director of the Office of the Federal Register has approved the NFPA 101®

2000 edition of the Life Safety Code, issued January 14, 2000, for incorporation by reference in accordance with 5 U.S.C. 552(a) and 1 CFR part 51. A copy of the Code is available for inspection at the CMS Information Resource Center, 7500 Security Boulevard, Baltimore, MD or at the National Archives and Records Administration (NARA). For information on the availability of this material at NARA, call 202-741-6030, or go to: [http://www.archives.gov/federal\\_register/code\\_of\\_federal\\_regulations/ibr\\_locations.html](http://www.archives.gov/federal_register/code_of_federal_regulations/ibr_locations.html). Copies may be obtained from the National Fire Protection Association, 1 Batterymarch Park, Quincy, MA 02269. If any changes in this edition of the Code are incorporated by reference, CMS will publish notice in the **Federal Register** to announce the changes.

(i) Chapter 19.3.6.3.2, exception number 2 of the adopted edition of the LSC does not apply to hospitals.

(2) After consideration of State survey agency findings, CMS may waive specific provisions of the Life Safety Code which, if rigidly applied, would result in unreasonable hardship upon the facility, but only if the waiver does not adversely affect the health and safety of the patients.

(3) The provisions of the Life Safety Code do not apply in a State where CMS finds that a fire and safety code imposed by State law adequately protects patients in hospitals.

(4) Beginning March 13, 2006, a hospital must be in compliance with Chapter 19.2.9, Emergency Lighting.

(5) Beginning March 13, 2006, Chapter 19.3.6.3.2, exception number 2 does not apply to hospitals.

(6) The hospital must have procedures for the proper routine storage and prompt disposal of trash.

(7) The hospital must have written fire control plans that contain provisions for prompt reporting of fires; extinguishing fires; protection of patients, personnel and guests; evacuation; and cooperation with fire fighting authorities.

(8) The hospital must maintain written evidence of regular inspection and approval by State or local fire control agencies.

\* \* \* \* \*

■ 3. Section 482.43 is amended by adding new paragraphs (c)(6), (c)(7), and (c)(8) to read as follows:

**§ 482.43 Conditions of participation: Discharge planning.**

\* \* \* \* \*

(c) \* \* \*

(6) The hospital must include in the discharge plan a list of HHAs or SNFs that are available to the patient, that are participating in the Medicare program, and that serve the geographic area (as defined by the HHA) in which the patient resides, or in the case of a SNF, in the geographic area requested by the patient. HHAs must request to be listed by the hospital as available.

(i) This list must only be presented to patients for whom home health care or post-hospital extended care services are indicated and appropriate as determined by the discharge planning evaluation.

(ii) For patients enrolled in managed care organizations, the hospital must indicate the availability of home health and posthospital extended care services through individuals and entities that have a contract with the managed care organizations.

(iii) The hospital must document in the patient's medical record that the list was presented to the patient or to the individual acting on the patient's behalf.

(7) The hospital, as part of the discharge planning process, must inform the patient or the patient's family of their freedom to choose among participating Medicare providers of posthospital care services and must, when possible, respect patient and family preferences when they are expressed. The hospital must not specify or otherwise limit the qualified providers that are available to the patient.

(8) The discharge plan must identify any HHA or SNF to which the patient is referred in which the hospital has a disclosable financial interest, as specified by the Secretary, and any HHA or SNF that has a disclosable financial interest in a hospital under Medicare. Financial interests that are disclosable under Medicare are determined in accordance with the provisions of Part 420, Subpart C, of this chapter.

\* \* \* \* \*

■ I. Part 483 is amended as follows:

**PART 483—REQUIREMENTS FOR STATES AND LONG TERM CARE FACILITIES**

■ The authority citation for part 483 continues to read as follows:

**Authority:** Secs. 1102 and 1871 of the Social Security Act (42 U.S.C. 1302 and 1395hh).

■ 2. Section 483.70 is amended by revising paragraph (a) to read as follows.

**§ 483.70 Physical environment.**

\* \* \* \* \*

(a) *Life safety from fire.*

(1) Except as otherwise provided in this section—

(i) The facility must meet the applicable provisions of the 2000 edition of the Life Safety Code of the National Fire Protection Association. The Director of the Office of the Federal Register has approved the NFPA 101<sup>®</sup> 2000 edition of the Life Safety Code, issued January 14, 2000, for incorporation by reference in accordance with 5 U.S.C. 552(a) and 1 CFR part 51. A copy of the Code is available for inspection at the CMS Information Resource Center, 7500 Security Boulevard, Baltimore, MD or at the National Archives and Records Administration (NARA). For information on the availability of this material at NARA, call 202-741-6030, or go to: [http://www.archives.gov/federal\\_register/code\\_of\\_federal\\_regulations/ibr\\_locations.html](http://www.archives.gov/federal_register/code_of_federal_regulations/ibr_locations.html). Copies may be obtained from the National Fire Protection Association, 1 Batterymarch Park, Quincy, MA 02269. If any changes in this edition of the Code are incorporated by reference, CMS will publish notice in the **Federal Register** to announce the changes.

(ii) Chapter 19.3.6.3.2, exception number 2 of the adopted edition of the LSC does not apply to long-term care facilities.


(2) After consideration of State survey agency findings, CMS may waive specific provisions of the Life Safety Code which, if rigidly applied, would result in unreasonable hardship upon the facility, but only if the waiver does not adversely affect the health and safety of the patients.

(3) The provisions of the Life safety Code do not apply in a State where CMS finds, in accordance with applicable provisions of sections 1819(d)(2)(B)(ii) and 1919(d)(2)(B)(ii) of the Act, that a fire and safety code imposed by State law adequately protects patients, residents and personnel in long term care facilities.

(4) Beginning March 13, 2006, a long-term care facility must be in compliance with Chapter 19.2.9, Emergency Lighting.

(5) Beginning March 13, 2006, Chapter 19.3.6.3.2, exception number 2 does not apply to long-term care facilities.

\* \* \* \* \*





Printed on recycled paper



# Federal Register

8-11-04

Vol. 69 No. 154

Wednesday

Aug. 11, 2004

Book 2 of 2 Books


United States  
Government  
Printing Office  
SUPERINTENDENT  
OF DOCUMENTS  
Washington, DC 20402

OFFICIAL BUSINESS  
Penalty for Private Use, \$300

PERIODICALS

Postage and Fees Paid  
U.S. Government Printing Office  
(ISSN 0097-6326)

\*\*\*\*\*3-DIGIT 481  
A FR BONNI346B MAR 05 R  
BONNIE COLVIN  
PROQUEST I & L  
PO BOX 1346  
ANN ARBOR MI 48106





# Federal Register

---

Wednesday,  
August 11, 2004

Book 2 of 2 Books  
Pages 49269–49782

---

Part II—Continued


## Department of Health and Human Services

---

Centers for Medicare & Medicaid Services

---

42 CFR Parts 403, 412, et al.  
Medicare Program; Changes to the  
Hospital Inpatient Prospective Payment  
Systems and Fiscal Year 2005 Rates; Final  
Rule





■ 3. Section 483.470 is amended by revising paragraph (j) to read as follows:

**§ 483.470 Condition of participation: Physical environment.**

\* \* \* \* \*

(j) *Standard: Fire protection.*  
 (1) *General.* Except as otherwise provided in this section—  
 (i) The facility must meet the applicable provisions of either the Health Care Occupancies Chapters or the Residential Board and Care Occupancies Chapter of the 2000 edition of the Life Safety Code of the National Fire Protection Association. The Director of the Office of the Federal Register has approved the NFPA 101® 2000 edition of the Life Safety Code, issued January 14, 2000, for incorporation by reference in accordance with 5 U.S.C. 552(a) and 1 CFR part 51. A copy of the Code is available for inspection at the CMS Information Resource Center, 7500 Security Boulevard, Baltimore, MD or at the National Archives and Records Administration (NARA). For information on the availability of this material at NARA, call 202-741-6030, or go to: [http://www.archives.gov/federal\\_register/code\\_of\\_federal\\_regulations/ibr\\_locations.html](http://www.archives.gov/federal_register/code_of_federal_regulations/ibr_locations.html). Copies may be obtained from the National Fire Protection Association, 1 Batterymarch Park, Quincy, MA 02269. If any changes in this edition of the Code are incorporated by reference, CMS will publish notice in the **Federal Register** to announce the changes.

(ii) Chapter 19.3.6.3.2, exception number 2 of the adopted LSC does not apply to a facility.  
 (2) The State survey agency may apply a single chapter of the LSC to the entire facility or may apply different chapters to different buildings or parts of buildings as permitted by the LSC.  
 (3) A facility that meets the LSC definition of a residential board and care occupancy must have its evacuation capability evaluated in accordance with the Evacuation Difficulty Index of the Fire Safety Evaluation System for Board and Care facilities (FSES/BC).  
 (4) If CMS finds that the State has a fire and safety code imposed by State law that adequately protects a facility's clients, CMS may allow the State survey agency to apply the State's fire and safety code instead of the LSC.  
 (5) Beginning March 13, 2006, a facility must be in compliance with Chapter 19.2.9, Emergency Lighting.  
 (6) Beginning March 13, 2006, Chapter 19.3.6.3.2, exception number 2 does not apply to a facility.

(7) *Facilities that meet the LSC definition of a health care occupancy.* After consideration of State survey agency recommendations, CMS may waive, for appropriate periods, specific provisions of the Life Safety Code if the following requirements are met:

- (i) The waiver would not adversely affect the health and safety of the clients.
- (ii) Rigid application of specific provisions would result in an unreasonable hardship for the facility.

\* \* \* \* \*

■ J. Part 485 is amended as follows:

**PART 485—CONDITIONS OF PARTICIPATION: SPECIALIZED PROVIDERS**

■ 1. The authority citation for Part 485 continues to read as follows:

**Authority:** Secs. 1102 and 1871 of the Social Security Act (42 U.S.C. 1302 and 1395hh).

- 2. Section 485.610 is amended by—
- A. Revising the introductory text to paragraph (b).
- B. Adding a new paragraph (b)(3).
- C. Revising paragraph (c).

The addition and revision read as follows:

**§ 485.610 Condition of participation: Status and location.**

\* \* \* \* \*

(b) *Standard: Location in a rural area or treatment as rural.* The CAH meets the requirements of either paragraph (b)(1) or (b)(2) or (b)(3) of this section.

(3) Effective only for October 1, 2004 through September 30, 2006, the CAH does not meet the location requirements in either paragraph (b)(1) or (b)(2) of this section.

(3) Effective only for October 1, 2004 through September 30, 2006, the CAH does not meet the location requirements in either paragraph (b)(1) or (b)(2) of this section and is located in a county that, in FY 2004, was not part of a Metropolitan Statistical Area as defined by the Office of Management and Budget, but as of FY 2005 was included as part of such an MSA as a result of the most recent census data and implementation of the new MSA definitions announced by OMB on June 6, 2003.

(c) *Standard: Location relative to other facilities or necessary provider certification.* The CAH is located more than a 35-mile drive (or, in the case of mountainous terrain or in areas with only secondary roads available, a 15-mile drive) from a hospital or another CAH, or before January 1, 2006, the

CAH is certified by the State as being a necessary provider of health care services to residents in the area. A CAH that is designated as a necessary provider as of October 1, 2006, will maintain its necessary provider designation after October 1, 2006.

- 3. Section 485.618 is amended by—
- A. Revising paragraph (d)(1) introductory text.
- B. In paragraph (d)(2)(iv), removing the cross-reference "paragraph (d)(2)(ii)" and adding in its place the cross-reference "paragraph (d)(2)(iii)".
- C. In paragraph (d)(3), removing the cross-reference "paragraph (d)(2)(ii)" and adding in its place the cross-reference "paragraph (d)(2)(iii)".

The revision reads as follows:

**§ 485.618 Condition of participation: Emergency services.**

\* \* \* \* \*

(d) *Standard: Personnel.* (1) Except as specified in paragraph (d)(2) of this section, there must be a doctor of medicine or osteopathy, a physician assistant, a nurse practitioner, or a clinical nurse specialist, with training or experience in emergency care on call and immediately available by telephone or radio contact, and available onsite within the following timeframes:

\* \* \* \* \*

■ 4. Section 485.620 is amended by revising paragraph (a) to read as follows:

**§ 485.620 Condition of participation: Number of beds and length of stay.**

(a) *Standard: Number of beds.* Except as permitted for CAHs having distinct part units under § 485.646, the CAH maintains no more than 25 inpatient beds after January 1, 2004, that can be used for either inpatient or swing-bed services.

\* \* \* \* \*

- 5. Section 485.623 is amended by—
- A. Revising paragraph (d)(1)
- B. Revising paragraph (d)(5).
- C. Adding a new paragraph (d)(6).

The revisions and addition read as follows.

**§ 485.623 Condition of participation: Physical plant and environment.**

\* \* \* \* \*

(d) *Standard: Life safety from fire.*  
 (1) Except as otherwise provided in this section—

(i) The CAH must meet the applicable provisions of the 2000 edition of the Life Safety Code of the National Fire Protection Association. The Director of the Office of the Federal Register has approved the NFPA 101® 2000 edition of the Life Safety Code, issued January 14, 2000, for incorporation by reference in accordance with 5 U.S.C. 552(a) and

1 CFR part 51. A copy of the Code is available for inspection at the CMS Information Resource Center, 7500 Security Boulevard, Baltimore, MD or at the National Archives and Records Administration (NARA). For information on the availability of this material at NARA, call 202-741-6030, or go to: [http://www.archives.gov/federal\\_register/code\\_of\\_federal\\_regulations/ibr\\_locations.html](http://www.archives.gov/federal_register/code_of_federal_regulations/ibr_locations.html). Copies may be obtained from the National Fire Protection Association, 1 Batterymarch Park, Quincy, MA 02269. If any changes in this edition of the Code are incorporated by reference, CMS will publish notice in the **Federal Register** to announce the changes.

(ii) Chapter 19.3.6.3.2, exception number 2 of the adopted edition of the Life Safety Code does not apply to a CAH.

\* \* \* \* \*

(5) Beginning March 13, 2006, a critical access hospital must be in compliance with Chapter 9.2.9, Emergency Lighting.

(6) Beginning March 13, 2006, Chapter 19.3.6.3.2, exception number 2 does not apply to critical access hospitals.

■ 6. Section 485.645 is amended by republishing the introductory text of paragraph (a) and revising paragraph (a)(2) to read as follows:

**§ 485.645 Special requirements for CAH providers of long-term care services ("swing-beds").** -

\* \* \* \* \*

(a) *Eligibility.* A CAH must meet the following eligibility requirements:

\* \* \* \* \*

(2) The facility provides not more than 25 inpatient beds. Any bed of a unit of the facility that is licensed as a distinct-part SNF at the time the facility applies to the State for designation as a CAH is not counted under paragraph (a) of this section.

\* \* \* \* \*

■ 7. A new § 485.647 is added under subpart F to read as follows:

**§ 485.647 Condition of participation: psychiatric and rehabilitation distinct part units.**

(a) *Conditions.*

(1) If a CAH provides inpatient psychiatric services in a distinct part unit, the services furnished by the distinct part unit must comply with the hospital requirements specified in Subparts A, B, C, and D of Part 482 of this subchapter, the common requirements of § 412.25(a)(2) through (f) of Part 412 of this chapter for hospital

units excluded from the prospective payment systems, and the additional requirements of § 412.27 of Part 412 of this chapter for excluded psychiatric units.

(2) If a CAH provides inpatient rehabilitation services in a distinct part unit, the services furnished by the distinct part unit must comply with the hospital requirements specified in Subparts A, B, C, and D of Part 482 of this subchapter, the common requirements of § 412.25(a)(2) through (f) of Part 412 of this chapter for hospital units excluded from the prospective payments systems, and the additional requirements of §§ 412.29 and § 412.30 of Part 412 of this chapter related specifically to rehabilitation units.

(b) *Eligibility requirements.*

(1) To be eligible to receive Medicare payments for psychiatric or rehabilitation services as a distinct part unit, the facility provides no more than 10 beds in the distinct part unit.

(2) The beds in the distinct part are excluded from the 25 inpatient-bed count limit specified in § 485.620(a).

(3) The average annual 96-hour length of stay requirement specified under § 485.620(b) does not apply to the 10 beds in the distinct part units specified in paragraph (b)(1) of this section, and admissions and days of inpatient care in the distinct part units are not taken into account in determining the CAH's compliance with the limits on the number of beds and length of stay in § 485.620.

■ K. Part 489 is amended as follows:

#### **PART 489—PROVIDER AGREEMENT AND SUPPLIER APPROVAL**

■ 1. The authority citation for part 489 continues to read as follows:

**Authority:** Secs. 1102 and 1871 of the Social Security Act (42 U.S.C. 1302 and 1395hh).

■ 2. Section 489.20 is amended as follows:

■ A. In paragraph (m), the cross-reference "§ 489.24(d)" is removed and the cross-reference "§ 489.24(e)" is added in its place.

■ B. A new paragraph (t) is added.

**§ 489.20 Basic commitments.**

\* \* \* \* \*

(t) Hospitals that are not otherwise subject to the Occupational Safety and Health Act of 1970 (or a State occupational safety and health plan that is approved under section 18(b) of the Occupational Safety and Health Act) must comply with the bloodborne pathogens (BBP) standards under 29 CFR 1910.1030. A hospital that fails to comply with the BBP standards may be

subject to a civil money penalty in accordance with section 17 of the Occupational Safety and Health Act of 1970, including any adjustments of the civil money penalty amounts under the Federal Civil Penalties Inflation Adjustment Act, for a violation of the BBP standards. A civil money penalty will be imposed and collected in the same manner as civil money penalties under section 1128A(a) of the Social Security Act.

#### **§ 489.53 [Amended]**

■ 3. In § 489.53(b)(2), the cross-reference "489.24(d)" is removed and the cross-reference "489.24(e)" is added in its place.

(Catalog of Federal Domestic Assistance Program No. 93.778, Medical Assistance Program)

(Catalog of Federal Domestic Assistance Program No. 93.773, Medicare—Hospital Insurance; and Program No. 93.774, Medicare—Supplementary Medical Insurance Program)

Dated: August 2, 2004.

**Mark B. McClellan,**  
Administrator, Centers for Medicare & Medicaid Services.

Dated: August 2, 2004.

**Tommy G. Thompson,**  
Secretary.

[Editorial Note: The following Addendum and appendixes will not appear in the Code of Federal Regulations.]

#### **Addendum—Schedule of Standardized Amount Effective with Discharges Occurring On or After October 1, 2004 and Update Factors and Rate-of-Increase Percentages Effective With Cost Reporting Periods Beginning On or After October 1, 2004**

##### **I. Summary and Background**

In this Addendum, we are setting forth the amounts and factors for determining prospective payment rates for Medicare hospital inpatient operating costs and Medicare hospital inpatient capital-related costs. We are also setting forth rate-of-increase percentages for updating the target amounts for hospitals and hospital units excluded from the IPPS.

For discharges occurring on or after October 1, 2004, except for SCHs, MDHs, and hospitals located in Puerto Rico, each hospital's payment per discharge under the IPPS will be based on 100 percent of the Federal national rate, which will be based on the national adjusted standardized amount. This amount reflects the national average hospital costs per case from a base year, updated for inflation.

SCHs are paid based on whichever of the following rates yields the greatest

aggregate payment: the Federal national rate; the updated hospital-specific rate based on FY 1982 costs per discharge; the updated hospital-specific rate based on FY 1987 costs per discharge; or the updated hospital-specific rate based on FY 1996 costs per discharge.

Under section 1886(d)(5)(G) of the Act, MDHs are paid based on the Federal national rate or, if higher, the Federal national rate plus 50 percent of the difference between the Federal national rate and the updated hospital-specific rate based on FY 1982 or FY 1987 costs per discharge, whichever is higher. MDHs do not have the option to use their FY 1996 hospital-specific rate.

For hospitals in Puerto Rico, the payment per discharge is based on the sum of 25 percent of a Puerto Rico rate that reflects base year average costs per case of Puerto Rico hospitals and 75 percent of the Federal national rate. (See section II.D.3. of this Addendum for a complete description.)

As discussed below in section II. of this Addendum, we are making changes in the determination of the prospective payment rates for Medicare inpatient operating costs for FY 2005. The changes, to be applied prospectively effective with discharges occurring on or after October 1, 2004, affect the calculation of the Federal rates. In section III. of this Addendum, we discuss our changes for determining the prospective payment rates for Medicare inpatient capital-related costs for FY 2005. Section IV. of this Addendum sets forth our changes for determining the rate-of-increase limits for hospitals excluded from the IPPS for FY 2004. Section V. of this Addendum sets forth policies on payment for blood clotting factors administered to hemophilia patients. The tables to which we refer in the preamble of this final rule are presented in section VI. of this Addendum.

## II. Changes to Prospective Payment Rates for Hospital Inpatient Operating Costs for FY 2005

The basic methodology for determining prospective payment rates for hospital inpatient operating costs is set forth at §§ 412.63 and 412.64. The basic methodology for determining the prospective payment rates for hospital inpatient operating costs for hospitals located in Puerto Rico is set forth at §§ 412.210, 412.211, and 412.212. Below, we discuss the factors used for determining the prospective payment rates.

In summary, the standardized amounts set forth in Tables 1A, 1B, 1C, and 1D of section VI. of this Addendum reflect—

- The requirements of section 401 of Public Law 108-173, equalizing the standardized amounts for urban and other areas at the level computed for urban hospitals during FY 2004, updated by the applicable percentage increase required under section 501(a) of Pub. L. 108-173;

- The requirements of section 403 of Public Law 108-173, establishing two labor-related shares that are applicable to the standardized amounts depending on whether the hospital's payments would be higher with a lower (in the case of a wage index below 1.0000) or higher (in the case of a wage index above 1.0000) labor share;

- Updates of 3.3 percent for all areas (that is, the full market basket percentage increase of 3.3 percent, as required by section 501(a) of Public Law 108-173), and reflecting the requirements of section 501(b) of Public Law 108-173, to reduce the applicable percentage increase by 0.4 percentage points for hospitals that fail to submit data in a form and manner specified by the Secretary, relating to the quality of inpatient care furnished by the hospital;

- An adjustment to ensure the DRG recalibration and wage index update and changes are budget neutral, as provided for under sections 1886(d)(4)(C)(iii) and (d)(3)(E) of the Act, by applying new budget neutrality adjustment factors to the standardized amount;

- An adjustment to ensure the effects of the special transition measures adopted in relation to the implementation of new labor market areas are budget neutral;

- An adjustment to ensure the effects of geographic reclassification are budget neutral, as provided for in section 1886(d)(8)(D) of the Act, by removing the FY 2004 budget neutrality factor and applying a revised factor;

- An adjustment to apply the new outlier offset by removing the FY 2004 outlier offsets and applying a new offset;

- An adjustment to ensure the effects of the rural community hospital demonstration required under section 410A of Public Law 108-173 are budget neutral, as required under section 410A(c)(2) of Public Law 108-173.

### A. Calculation of the Adjusted Standardized Amount

#### 1. Standardization of Base-Year Costs or Target Amounts

The national standardized amount is based on per discharge averages of adjusted hospital costs from a base period (section 1886(d)(2)(A) of the Act) or, for Puerto Rico, adjusted target amounts from a base period (section

1886(d)(9)(B)(i) of the Act), updated and otherwise adjusted in accordance with the provisions of section 1886(d) of the Act. The September 1, 1983 interim final rule (48 FR 39763) contained a detailed explanation of how base-year cost data (from cost reporting periods ending during FY 1981) were established in the initial development of standardized amounts for the IPPS. The September 1, 1987 final rule (52 FR 33043, 33066) contains a detailed explanation of how the target amounts were determined, and how they are used in computing the Puerto Rico rates.

Sections 1886(d)(2)(B) and (d)(2)(C) of the Act require us to update base-year per discharge costs for FY 1984 and then standardize the cost data in order to remove the effects of certain sources of cost variations among hospitals. These effects include case-mix, differences in area wage levels, cost-of-living adjustments for Alaska and Hawaii, indirect medical education costs, and costs to hospitals serving a disproportionate share of low-income patients.

Under sections 1886(d)(2)(H) and (d)(3)(E) of the Act, the Secretary estimates, from time-to-time, the proportion of costs that are wages and wage-related costs. The standardized amount is divided into labor-related and nonlabor-related amounts; only the proportion considered the labor-related amount is adjusted by the wage index. The current labor-related share is 71.1 percent. The current labor-related share in Puerto Rico is 71.3 percent.

Section 403 of Public Law 108-173 revises the proportion of the standardized amount that is considered labor-related. Specifically, section 403 of Public Law 108-173 requires that 62 percent of the standardized amount be adjusted by the wage index, unless doing so would result in lower payments to a hospital than would otherwise be made (section 403(b) Public Law 108-173 extends this provision to the Puerto Rico standardized amounts). As a consequence, we are adjusting 62 percent of the national and Puerto Rico standardized amount by the wage index for all hospitals whose wage indexes are less than or equal to 1.0000; otherwise, the wage index is applied to 71.1 percent of the standardized amount.

#### 2. Computing the Average Standardized Amount

Sections 1886(d)(2)(D) and (d)(3) of the Act previously required the Secretary to compute the following two average standardized amounts for discharges occurring in a fiscal year: one for hospitals located in large urban areas

and one for hospitals located in other areas. In addition, under sections 1886(d)(9)(B)(iii) and (d)(9)(C)(i) of the Act, the average standardized amount per discharge was determined for hospitals located in large urban and other areas in Puerto Rico. In accordance with section 1886(b)(3)(B)(i) of the Act, the large urban average standardized amount was 1.6 percent higher than the other area average standardized amount.

Section 402(b) of Public Law 108-7 required that, effective for discharges occurring on or after April 1, 2003, and before October 1, 2003, the Federal rate for all IPPS hospitals would be based on the large urban standardized amount. Subsequently, Public Law 108-89 extended section 402(b) of Public Law 108-7 beginning with discharges on or after October 1, 2003 and before March 31, 2004. Finally, section 401(a) of Public Law 108-173 requires that, beginning with FY 2004 and thereafter, an equal standardized amount is to be computed for all hospitals at the level computed for large urban hospitals during FY 2003, updated by the applicable percentage update. This provision in effect makes permanent the equalization of the standardized amounts at the level of the previous standardized amount for large urban hospitals. Section 401(c) Public Law 108-173 also equalizes the Puerto Rico-specific urban and other area rates. Accordingly, we are providing in this final rule for a single national standardized amount, and a single Puerto Rico standardized amount, for FY 2005 and thereafter.

### 3. Updating the Average Standardized Amount

In accordance with section 1886(d)(3)(A)(iv) of the Act, we are updating the equalized standardized amount for FY 2005 by the full estimated market basket percentage increase for hospitals in all areas, as specified in section 1886(b)(3)(B)(i)(XIX) of the Act, as amended by section 501 of Public Law 108-173. The percentage change in the market basket reflects the average change in the price of goods and services purchased by hospitals to furnish inpatient care. The most recent forecast of the hospital market basket increase for FY 2005 is 3.3 percent. Thus, for FY 2005, the update to the average standardized amount equals 3.3 percent for hospitals in all areas.

As discussed above in section IV.E. of this final rule, section 501(b) of Public Law 108-173 amended section 1886(b)(3)(B) of the Act to add a new subclause (vii) to revise the mechanism used to update the standardized amount

for payment for inpatient hospital operating costs. Specifically, the amendment provides for a reduction of 0.4 percentage points to the update percentage increase (also known as the market basket update) for each of FYs 2005 through 2007 for any "subsection (d) hospital" that does not submit data on a set of 10 quality indicators established by the Secretary as of November 1, 2003. The statute also provides that any reduction will apply only to the fiscal year involved, and will not be taken into account in computing the applicable percentage increase for a subsequent fiscal year. This measure establishes an incentive for hospitals to submit data on quality measures established by the Secretary. The standardized amount in Tables 1A through 1D of section VI. of this addendum reflect these differential amounts.

Although the update factors for FY 2005 are set by law, we are required by section 1886(e)(3) of the Act to report to the Congress our initial recommendation of update factors for FY 2005 for both IPPS hospitals and hospitals excluded from the IPPS. Our recommendation on the update factors (which is required by sections 1886(e)(4)(A) and (e)(5)(A) of the Act) is set forth as Appendix B of this final rule.

### 4. Other Adjustments to the Average Standardized Amount

As in the past, we are adjusting the FY 2005 standardized amount to remove the effects of the FY 2004 geographic reclassifications and outlier payments before applying the FY 2005 updates. We then apply the new offsets for outliers and geographic reclassifications to the standardized amount for FY 2005.

We do not remove the prior year's budget neutrality adjustments for reclassification and recalibration of the DRG weights and for updated wage data because, in accordance with section 1886(d)(4)(C)(iii) of the Act, estimated aggregate payments after the changes in the DRG relative weights and wage index should equal estimated aggregate payments prior to the changes. If we removed the prior year adjustment, we would not satisfy this condition.

Budget neutrality is determined by comparing aggregate IPPS payments before and after making the changes that are required to be budget neutral (for example, reclassifying and recalibrating the DRGs, updating the wage data, and geographic reclassifications). We include outlier payments in the payment simulations because outliers may be affected by changes in these payment parameters.

We are also adjusting the standardized amount this year by an amount estimated to ensure that aggregate IPPS payments do not exceed the amount of payments that would have been made in the absence of the rural community hospital demonstration required under section 410A of Public Law 108-173. This demonstration is required to be budget neutral under section 410A(c)(2) of Public Law 108-173.

### a. Recalibration of DRG Weights and Updated Wage Index—Budget Neutrality Adjustment

Section 1886(d)(4)(C)(iii) of the Act specifies that, beginning in FY 1991, the annual DRG reclassification and recalibration of the relative weights must be made in a manner that ensures that aggregate payments to hospitals are not affected. As discussed in section II. of the preamble, we normalized the recalibrated DRG weights by an adjustment factor, so that the average case weight after recalibration is equal to the average case weight prior to recalibration. However, equating the average case weight after recalibration to the average case weight before recalibration does not necessarily achieve budget neutrality with respect to aggregate payments to hospitals because payments to hospitals are affected by factors other than average case weight. Therefore, as we have done in past years, we are making a budget neutrality adjustment to ensure that the requirement of section 1886(d)(4)(C)(iii) of the Act is met.

Section 1886(d)(3)(E) of the Act requires us to update the hospital wage index on an annual basis beginning October 1, 1993. This provision also requires us to make any updates or adjustments to the wage index in a manner that ensures that aggregate payments to hospitals are not affected by the change in the wage index. For FY 2005, we are applying an occupational mix adjustment to the wage index. We describe the occupational mix adjustment in section III.C. of this final rule. Since section 1886(d)(3)(E) of the Act requires us to update the wage index on a budget neutral basis, we are including the effects of this occupational mix adjustment on the wage index in our budget neutrality calculations.

We are also adjusting the standardized amounts this year to ensure that the special transition to full implementation of the labor market areas is budget neutral. Specifically, we ensured budget neutrality by comparing aggregate IPPS payments including the special blended wage indexes that we

are providing for certain hospitals in this final rule with the payments that would have been made if those hospitals had not received blended wage indexes. As we discuss in section II. B. 3. d. of this final rule, we are providing a special blended wage index for hospitals whose FY 2005 wage indexes would decrease solely because of the adoption of the new labor market areas. Specifically, any hospital experiencing a decrease in their wage index relative to its FY 2004 wage index because of the labor market area changes will receive 50 percent of the wage index using the new labor market definitions and 50 percent of the wage index that the provider would have received under the old MSA standards.

Section 4410 of Public Law 105-33 provides that, for discharges on or after October 1, 1997, the area wage index applicable to any hospital that is not located in a rural area may not be less than the area wage index applicable to hospitals located in rural areas in that State. This provision is required by section 4410(b) of Public Law 105-33 to be budget neutral. Therefore, we include the effects of this provision in our calculation of the wage update budget neutrality factor. As discussed in section IV.N.6 of the preamble, we are imputing a floor for States that have no rural areas under the labor market definitions that apply within the IPPS. We are also including the effects of this new provision in our calculation of the wage update budget neutrality factor.

We previously were required to adjust the rates to ensure that any add-on payments for new technology under section 1886(d)(5)(K) of the Act be budget neutral. However, section 503(d)(2) of Public Law 108-173 has repealed this requirement. We discuss this provision in section II.E. of this final rule. In accordance with this provision, we are making no budget neutrality adjustment to account for approval of new technologies for add-on payments in FY 2005.

To comply with the requirement that DRG reclassification and recalibration of the relative weights be budget neutral, and the requirement that the updated wage index be budget neutral, we used FY 2003 discharge data to simulate payments and compared aggregate payments using the FY 2004 relative weights and wage index to aggregate payments using the FY 2005 relative weights and wage index. The same methodology was used for the FY 2004 budget neutrality adjustment (although the FY 2004 adjustment included the effects of new technology add-on payments).

Based on this comparison, we computed a budget neutrality adjustment factor equal to 0.999876. We also are adjusting the Puerto Rico-specific standardized amount for the effect of DRG reclassification and recalibration. We computed a budget neutrality adjustment factor for Puerto Rico-specific standardized amount equal to 1.000564. These budget neutrality adjustment factors are applied to the standardized amounts without removing the effects of the FY 2004 budget neutrality adjustments.

Using the same data, we also compared payments including the effects of the blended wage indexes that we are providing in this final rule for certain hospitals with what payments would have been in the absence of these blended wage indexes. As discussed above, we are providing blended wage indexes for hospitals whose FY 2005 wage indexes decrease solely as a result of the labor market changes. Based on this comparison, we computed a budget neutrality adjustment of 0.998162.

In addition, we are applying these same adjustment factors to the hospital-specific rates that are effective for cost reporting periods beginning on or after October 1, 2004. (See the discussion in the September 4, 1990 final rule (55 FR 36073)).

#### *b. Reclassified Hospitals—Budget Neutrality Adjustment*

Section 1886(d)(8)(B) of the Act provides that, effective with discharges occurring on or after October 1, 1988, certain rural hospitals are deemed urban. In addition, section 1886(d)(10) of the Act provides for the reclassification of hospitals based on determinations by the MGCRB. Under section 1886(d)(10) of the Act, a hospital may be reclassified for purposes of the wage index.

Under section 1886(d)(8)(D) of the Act, the Secretary is required to adjust the standardized amount to ensure that aggregate payments under the IPPS after implementation of the provisions of sections 1886(d)(8)(B) and (C) and 1886(d)(10) of the Act are equal to the aggregate prospective payments that would have been made absent these provisions. (Neither the wage index reclassifications provided under section 508 of Public Law 108-173 nor the wage index adjustments provided under section 505 of Public Law 108-173 are budget neutral. Section 508(b) Public Law 108-173 provides that the wage index reclassifications approved under section 508(a) Public Law 108-173 "shall not be effected in a budget neutral manner." Section 505(a) of Public Law 108-173 similarly provides

that any increase in a wage index under that section shall not be taken into account "in computing any budget neutrality adjustment with respect to such index under" section 1886(d)(8)(D) of the Act.) To calculate this budget neutrality factor, we used FY 2003 discharge data to simulate payments, and compared total IPPS payments prior to any reclassifications under sections 1886(d)(8)(B) and (C) and 1886(d)(10) of the Act to total IPPS payments after such reclassifications. Based on these simulations, we are applying an adjustment factor of 0.993833 to ensure that the effects of this reclassification are budget neutral.

The adjustment factor is applied to the standardized amount after removing the effects of the FY 2004 budget neutrality adjustment factor. We note that the FY 2005 adjustment reflects FY 2005 wage index reclassifications approved by the MGCRB or the Administrator, and the effects of MGCRB reclassifications approved in FY 2003 and FY 2004 (section 1886(d)(10)(D)(v) of the Act makes wage index reclassifications effective for 3 years).

#### *c. Outliers*

Section 1886(d)(5)(A) of the Act provides for payments in addition to the basic prospective payments, for "outlier" cases involving extraordinarily high costs. To qualify for outlier payments, a case must have costs above a fixed-loss cost threshold amount (a dollar amount by which the costs of a case must exceed payments in order to qualify for outlier payment). To determine whether the costs of a case exceed the fixed-loss threshold, a hospital's cost-to-charge ratio is applied to the total covered charges for the case to convert the charges to costs. Payments for eligible cases are then made based on a marginal cost factor, which is a percentage of the costs above the threshold.

Under section 1886(d)(5)(A)(iv) of the Act, outlier payments for any year must be projected to be not less than 5 percent nor more than 6 percent of total operating DRG payments plus outlier payments. Section 1886(d)(3)(B) of the Act requires the Secretary to reduce the average standardized amount by a factor to account for the estimated proportion of total DRG payments made to outlier cases. Similarly, section 1886(d)(9)(B)(iv) of the Act requires the Secretary to reduce the average standardized amounts applicable to hospitals in Puerto Rico to account for the estimated proportion of total DRG payments made to outlier cases.

i. FY 2005 outlier fixed-loss cost threshold. In the August 1, 2003 IPPS final rule (68 FR 45476-45478), we established a threshold for FY 2004 that was equal to the prospective payment rate for the DRG, plus any IME and DSH payments and any additional payments for new technology, plus \$31,000. The marginal cost factor (the percent of costs paid after costs for the case exceed the threshold) was 80 percent.

To calculate the FY 2005 outlier thresholds, in the proposed rule we simulated payments by applying proposed FY 2005 rates and policies using cases from the FY 2003 MedPAR file. Therefore, in order to determine the appropriate FY 2005 threshold, it was necessary to inflate the charges on the MedPAR claims by 2 years, from FY 2003 to FY 2005. We used a 2-year average annual rate of change in charges per case to inflate FY 2003 charges to approximate FY 2005 charges. This was the same methodology as we used to determine the FY 2004 threshold.

The 2-year average annual rate of change in charges per case from FY 2001 to FY 2002, and from FY 2002 to FY 2003, was 14.5083 percent annually, or 31.1 percent over 2 years. As we have done in the past, we used hospital cost-to-charge ratios from the most recent Provider Specific File, in this case the December 2003 update. This file includes cost-to-charge ratios reflecting implementation of changes we made last year (68 FR 34494). As of October 1, 2003, fiscal intermediaries use either the most recent settled or the most recent tentative settled cost report, whichever is from the latest reporting period. Because in the past cost-to-charge ratios were taken from the latest settled cost reports and for some hospitals there were delays in settling their cost reports, the cost-to-charge ratios on the Provider Specific File may have been from cost reporting periods that were several years prior. This change results in more up-to-date and, generally, lower cost-to-charge ratios. Using this methodology, in the May 18, 2004 proposed rule, we proposed to establish a fixed-loss cost outlier threshold equal to the prospective payment rate for the DRG, plus any IME and DSH payments, and any add-on payments for new technology, plus \$35,085.

We also stated in the May 18, 2004 proposed rule that the proposed outlier threshold for FY 2005 was higher than might have been anticipated on the basis of the more up-to-date and, generally, lower cost-to-charge ratios used in our calculations. We believed that a significant factor in this result may have been the 2-year average

annual rates of change that we are employing to update charges in the MedPAR data from FY 2003 to FY 2005. As we discussed above, for the proposed rule, we used the 2-year average annual rate of change in charges per case from FY 2001 to FY 2002, and from FY 2002 to FY 2003, which is 14.5083 percent annually, or 31.1 percent over 2 years. These rates of increase derive from the period before the changes we made last year to the outlier payment policy and to the calculation of cost-to-charge ratios (68 FR 34494). In fact, they derive from the years just prior to the adoption of the policy changes, when some hospitals were increasing charges at a rapid rate in order to increase their outlier payments. Therefore, they represent rates of increase that may be higher than the rates of increase under our new policy. We have always used actual data from prior years, rather than projections, to update charges for purposes of determining the outlier threshold. In light of the proposed increase to the outlier threshold for FY 2005 compared to the threshold previously in effect, in the May 18, 2004 proposed rule we solicited comments on the data we were proposing to use to update charges for purposes of computing the threshold. We especially encouraged commenters to provide any recommendations for data that might better reflect current trends in charge increases.

*Comment:* Several commenters opposed our proposal to raise the outlier threshold. These commenters urged us to lower the threshold or at least maintain the threshold at its current level. Some commenters explained that this increase to the threshold would make it more difficult for hospitals to qualify for outlier payments and put them at greater risk when treating high-cost cases. The commenters also requested that we take into account all changes from the June 9, 2003 final rule on outliers when calculating the outlier threshold. The commenters further noted that, in the proposed rule, we estimated total outlier payments for FY 2004 to be 4.4 percent of all inpatient payments, which is 0.7 percentage points less than the 5.1 percent that is offset from the standardized amounts. Based on this analysis, one commenter estimated the threshold should have been set at \$26,565 instead of \$31,000 to result in outlier payments of 5.1 percent for FY 2004. Other commenters recommended similarly lower thresholds.

Most commenters also stated that we estimated a 2-year average annual rate of change in charges of 31 percent. Some commenters recommended that we use

the market basket rate rather than charge data to update charges or return to the previous methodology that measured the percent change in costs using the two most recently available cost reports. One commenter also expressed concern over the estimated rate of increase in charges. The commenters urged us to revise this figure and, if necessary, use other data than historical data to set the outlier threshold. One commenter suggested that we limit the impact of hospital charge increases by requiring hospitals to report their percentage rate increases. This would allow us to adjust individual hospital cost-to-charge ratios without penalizing all hospitals for the actions of a few hospitals. The commenter also recommended the possibility of comparing changes in costs, adjusted for acuity, between cost reporting years.

Two commenters submitted the same data analysis explaining why the outlier threshold should be lowered. Both of the commenters noted that using the March 2004 Hospital Provider Cost Report Information System (HCRIS) file rather than the December 2003 HCRIS file for hospitals' cost-to-charge ratios resulted in a threshold of \$32,510 instead of the proposed \$35,085 for FY 2005. As a result, one of the commenters was strongly opposed to the proposed charge inflation methodology because it would overstate the outlier threshold and cause a payment reduction to hospitals.

The data analysis also used the March 2004 HCRIS file and a blend of a cost and charge inflation factor of 7.17 percent for costs and 14.5083 percent for charges and accounted for the fact that hospitals' CCRs are expected to decline throughout the fiscal year as a result of the use of more current data reflecting the changes in hospital charging practices after the June 9, 2003 final rule. This resulted in a threshold of \$28,445. One of the commenters noted that in last year's **Federal Register**, similar recommendations were made to account for the decline in CCRs when setting the outlier threshold. At that time, based on a similar analysis for FY 2004, the commenter recommended a threshold of \$25,375 and estimates that a threshold of \$25,325 in FY 2004 would have resulted in outlier payments equal to 5.1 percent of total DRG payment. Based on the analysis above, the commenter believes this is an appropriate mechanism for estimating the outlier threshold and recommends an outlier threshold of \$28,445 or lower for FY 2005. The other commenter further noted that this blend of cost and charge inflation factors may make the threshold more accurate and reliable

and may help control for some of the time lag issues.

The analysis then applied the same methodology described above, but instead used a charge inflation factor of 14.5083 percent from FY 2003 to FY 2004, and projected a charge inflation factor of 10 percent from FY 2004 to FY 2005. This resulted in a threshold of \$26,660 for FY 2005. One of the commenters explained that a projection of charges for FY 2005 is necessary because, due to various circumstances that have occurred in the past year such as increased pressure on hospitals to reduce charges for the uninsured and hearings and investigations, significant charge increases by hospitals, charges will not be increasing at the same high rate as in recent years. The commenter believes it is necessary to account for these industry changes in estimating charge increases or there will be an overstatement of the outlier threshold. Based on this analysis, the commenter recommended that, if the trend in the rate of increase reflects a decline, the threshold for FY 2005 should be lower than \$28,445 to account for the declining rate of increase in charges in the coming fiscal year. In addition, based on this analysis, the other commenter recommended an outlier threshold of no higher than \$27,000 for FY 2005, in order to ensure that hospitals receive outlier payments equal to at least 5.1 percent of total DRG payments and have access to these special payments in order to offset the cost of high cost cases.

One of the commenters also compared our methodology prior to FY 2003 in which we used cost inflation in our estimate of the outlier threshold. The commenter used a cost inflation factor of 7.17 percent when estimating the threshold for FY 2005. Using a methodology of cost inflation without a charge inflation factor and without the latest HCRIS file resulted in an outlier threshold of \$24,465 for FY 2005. The commenter added that using the same cost methodology with the latest HCRIS file yielded an outlier threshold of \$22,830 for FY 2005. The commenter explained that we started using the charge inflation factor instead of costs because there were problems with timely cost reports due to the implementation of the Outpatient PPS. This problem has now been resolved and along with the reasons stated above recommended that revert to a methodology using costs when calculating the annual outlier threshold.

One of the commenters also noted that none of the calculations above factored in the impact of reconciliation

that would result in an even lower outlier threshold.

Other commenters offered similar analysis and recommended similarly lower thresholds. MedPAC also expressed concern that the proposed outlier threshold for FY 2005 would lead to outlier payments that are too low in FY 2005. MedPAC recommended that we take into account the anticipated slower growth in charges and identify methods and data that would permit our estimate of charge growth to reflect current trends, such as by inflating charges from FY 2003 to FY 2005 using the rate of change in charges between the 9 months after the June 9, 2003 change in outlier policy and the same period the preceding year.

*Response:* In response to the many comments we received suggesting that we revise the methodology for determining the outlier threshold, we have revised our methodology in order to calculate the FY 2005 outlier thresholds. We believe this revision to our methodology for FY 2005 is necessary in order to address both the changes to the outlier payment methodology and the exceptionally high rate of hospital charge inflation that is reflected in the data for FYs 2001, 2002, and 2003. We also incorporated the policies from the June 9, 2003 regulation into our calculation of the outlier threshold for FY 2004. Due to the limited time from the publication of that regulation to the publication of the IPPS final rule for FY 2004, however, we had insufficient data to determine the full impact that the changes to the outlier methodology would have on hospital charges. For FY 2005, because we now have more recent data reflecting the impact of the changes to the outlier payment methodology upon hospital charges, we have revised our methodology for computing the outlier threshold for FY 2005 to account for these changes in hospital charges.

We simulated payments by applying FY 2005 rates and policies using cases from the FY 2003 MedPAR file. Therefore, in order to determine the appropriate FY 2005 threshold, it is necessary to inflate the charges on the MedPAR claims by 2 years, from FY 2003 to FY 2005. Instead of using the 2-year average annual rate of change in charges per case from FY 2001 to FY 2002 and FY 2002 to FY 2003, however, we are using more recent data to determine the annual rate of change in charges for the FY 2005 outlier threshold. Specifically, we are taking the unprecedented step of using the first half-year of data from FY 2003 and comparing this data to the first half year of data for FY 2004. We believe this

comparison will result in a more accurate determination of the rate of change in charges per case between FY 2003 and FY 2005. Although a full year of data is available from FY 2003, we do not have a full year of FY 2004 data. We therefore believe it is optimal to employ comparable periods in determining the rate of change from one year to the next. We also believe this methodology is the best methodology for determining the rate of change in charges per case since it uses the most recent charge data available. Also, as stated in the June 9, 2003 Federal Register (68 FR 34505), we believe the use of charge inflation is more appropriate than our previous methodology of cost inflation because charges tend to increase at a much faster rate than costs. Although some of the commenters have pointed out that charges have increased at a slower rate since the June 9, 2003 outlier final rule, we believe the use of charges is still appropriate because the basic tendency of charges to increase faster than costs is still evident.

We note that we are adopting this methodology to calculate the outlier threshold for FY 2005 as a result of the special circumstances surrounding the revisions to the outlier payment methodology. We will continue to consider other methodologies for determining charge inflation when calculating the outlier threshold in the future.

As stated above, we are using a new methodology to establish the FY 2005 threshold. The 1-year average annual rate of change in charges per case from the first half of FY 2003 to the first half of FY 2004 was 8.9772 percent, or 18.76 percent over 2 years. As discussed above, as we have done in the past, we used hospital cost-to-charge ratios from the most recent Provider Specific File, in this case the April 2004 update. This file includes cost-to-charge ratios reflecting implementation of changes we made last year to the policy affecting the applicable cost-to-charge ratios (68 FR 34494). We do not believe that it is necessary to make a specific adjustment to our methodology for computing the outlier threshold to account for any decline in cost-to-charge ratios in FY 2005, as the commenter has requested. We have already taken into account the most significant factor in the decline in cost-to-charge ratios, specifically, the change from using the most recent final settled cost report to the most recent tentatively settled cost report. Furthermore, we strongly prefer to employ actual data rather than projections in estimating the outlier threshold because we employ actual data in updating charges, themselves.

However, we will continue to monitor the experience and evaluate whether further requirements to our methodology are warranted.

Using this methodology, we are establishing a fixed-loss cost outlier threshold equal to the prospective payment rate for the DRG, plus any IME and DSH payments, and any add-on payments for new technology, plus \$25,800.

We are not including in the calculation of the outlier threshold the possibility that hospitals' cost-to-charge ratios and outlier payments may be reconciled upon cost report settlement. Reconciliation occurs when hospitals' cost-to-charge-ratios at the time of cost report settlement are different than the tentatively settled cost-to-charge-ratio used to make outlier payments during the fiscal year. However, we believe that

due to changes in hospital charging practices following implementation of the new outlier regulations in the June 9, 2003 final rule, the majority of hospitals' cost-to-charge ratios will not fluctuate significantly enough between the tentatively settled cost report and the final settled cost report to meet the criteria to trigger reconciliation of their outlier payments. Furthermore, it is difficult to predict which specific hospitals may be subject to reconciliation in any given year. As a result, we believe it is appropriate to omit reconciliation from the outlier threshold calculation.

ii. Other changes concerning outliers. As stated in the September 1, 1993 final rule (58 FR 46348), we establish outlier thresholds that are applicable to both hospital inpatient operating costs and

hospital inpatient capital-related costs. When we modeled the combined operating and capital outlier payments, we found that using a common set of thresholds resulted in a lower percentage of outlier payments for capital-related costs than for operating costs. We project that the thresholds for FY 2005 will result in outlier payments equal to 5.10 percent of operating DRG payments and 4.9385 percent of capital payments based on the Federal rate.

In accordance with section 1886(d)(3)(B) of the Act, we reduced the FY 2005 standardized amount by the same percentage to account for the projected proportion of payments paid to outliers.

The outlier adjustment factors that are applied to the standardized amount for FY 2005 are as follows:

	Operating stand-ardized amounts	Capital federal rate
National .....	0.949005	0.950615
Puerto Rico .....	0.973192	0.973757

We apply the outlier adjustment factors after removing the effects of the FY 2004 outlier adjustment factors on the standardized amount.

To determine whether a case qualifies for outlier payments, we apply hospital-specific cost-to-charge ratios to the total covered charges for the case. Operating and capital costs for the case are calculated separately by applying separate operating and capital cost-to-charge ratios. These costs are then combined and compared with the fixed-loss outlier threshold.

The June 9, 2003 outlier final rule (68 FR 34494) eliminated the application of the statewide average for hospitals whose cost-to-charge ratios fall below 3 standard deviations from the national mean cost-to-charge ratio. However, for those hospitals for which the fiscal intermediary computes operating cost-to-charge ratios greater than 1.240 or capital cost-to-charge ratios greater than 0.169, or hospitals for whom the fiscal intermediary is unable to calculate a cost-to-charge ratio (as described at § 412.84(i)(3) of our regulations), we are still using statewide average ratios to calculate costs to determine whether a hospital qualifies for outlier payments.<sup>11</sup> Table 8A in section VI. of this Addendum contains the statewide average operating cost-to-charge ratios for urban hospitals and for rural

hospitals for which the fiscal intermediary is unable to compute a hospital-specific cost-to-charge ratio within the above range. These statewide average ratios replace the ratios published in the August 1, 2003 IPPS final rule (68 FR 45637). Table 8B in section VI. of this Addendum contains the comparable statewide average capital cost-to-charge ratios. Again, the cost-to-charge ratios in Tables 8A and 8B will be used during FY 2005 when hospital-specific cost-to-charge ratios based on the latest settled cost report are either not available or are outside the range noted above.

iii. FY 2003 and FY 2004 outlier payments. In the August 1, 2003 IPPS final rule (68 FR 45678), we stated that, based on available data, we estimated that actual FY 2003 outlier payments would be approximately 6.5 percent of actual total DRG payments. This estimate was computed based on simulations using the FY 2002 MedPAR file (discharge data for FY 2002 bills). That is, the estimate of actual outlier payments did not reflect actual FY 2003 bills, but instead reflected the application of FY 2003 rates and policies to available FY 2002 bills.

Our current estimate, using available FY 2003 bills, is that actual outlier payments for FY 2003 were approximately 5.7 percent of actual total DRG payments. Thus, the data indicate that, for FY 2003, the percentage of actual outlier payments relative to actual total payments is higher than we

projected before FY 2003 (and, thus, exceeds the percentage by which we reduced the standardized amounts for FY 2003). Nevertheless, consistent with the policy and statutory interpretation we have maintained since the inception of the IPPS, we do not plan to make retroactive adjustments to outlier payments to ensure that total outlier payments for FY 2003 are equal to 5.1 percent of total DRG payments.

We currently estimate that actual outlier payments for FY 2004 will be approximately 3.5 percent of actual total DRG payments, 1.6 percentage points lower than the 5.1 percent we projected in setting outlier policies for FY 2004. This estimate is based on simulations using the FY 2003 MedPAR file (discharge data for FY 2003 bills). We used these data to calculate an estimate of the actual outlier percentage for FY 2004 by applying FY 2004 rates and policies, including an outlier threshold of \$31,000 to available FY 2003 bills.

*d. Section 410A of Public Law 108-173 Rural Community Hospital Demonstration Program Adjustment*

Section 410A of Public Law 108-173 requires the Secretary to establish a demonstration that will modify reimbursement for inpatient services for up to fifteen small rural hospitals. Section 410A(c)(2) of Public Law 108-173 requires that "in conducting the demonstration program under this section, the Secretary shall ensure that the aggregate payments made by the

<sup>11</sup> These figures represent 3.0 standard deviations from the mean of the log distribution of cost-to-charge ratios for all hospitals.



Secretary do not exceed the amount which the Secretary would have paid if the demonstration program under this section was not implemented." As discussed in section IV.P. of this final rule, we are satisfying this requirement by adjusting national IPPS rates by a factor that is sufficient to account for the added costs of this demonstration. We estimate that the average additional annual payment that will be made to each participating hospital under the demonstration will be approximately \$855,893. We based this estimate on the recent historical experience of the difference between inpatient cost and payment for hospitals that would be eligible for the demonstration. For 15 participating hospitals, the total annual impact of the demonstration program is estimated to be \$12,838,390. The required adjustment to the Federal rate used in calculating Medicare inpatient prospective payments as a result of the demonstration is 0.999855.

In order to achieve budget neutrality, we are adjusting national IPPS rates by an amount sufficient to account for the added costs of this demonstration. In other words, we are applying budget neutrality across the payment system as a whole rather than merely across the participants of this demonstration. We believe that the language of the statutory budget neutrality requirement permits the agency to implement the budget neutrality provision in this manner. This is because the statutory language requires that "aggregate payments made by the Secretary do not exceed the amount which the Secretary would have paid if the demonstration \* \* \* was not implemented," but does not identify the range across which aggregate payments must be held equal.

In the May 18, 2004 proposed rule, we invited public comments on how we were proposing to implement this statutory provision.

*Comment:* One commenter observed that we have historically implemented demonstration projects on a budget neutral basis within the context of the

given demonstration. The commenter opposed our proposal to fund the Rural Community Hospital demonstration by reducing the payment rate to all hospitals paid on the basis of DRGs, saying that requiring nonparticipating hospitals to fund hospitals participating in a demonstration project is a poor policy precedent to set.

*Response:* The Rural Community Hospital Demonstration Program is mandated by section 410A of Public Law 108-173. It is aimed at testing the feasibility and advisability of payment for covered inpatient services based on reasonable cost for rural hospitals as defined by the legislation. The commenter is correct in stating that we usually implement demonstrations in which savings occurring among participants guarantee budget neutrality. However, in this case it is not realistic to expect hospitals chosen for the demonstration to generate an offsetting reduction in costs. Furthermore, we believe that the statutory authority allows us to define budget neutrality across the payment system. We believe that the method that we proposed to assure budget neutrality is the only feasible way to implement the demonstration, which is mandated by law.

#### 5. FY 2005 Standardized Amount

The adjusted standardized amount is divided into labor and nonlabor portions. Tables 1A and 1B in section VI. of this Addendum contain the national standardized amount that we are applying to all hospitals, except hospitals in Puerto Rico. The amounts shown in the two tables differ only in that the labor-related share applied to the standardized amounts in Table 1A is 71.1 percent, and the labor-related share applied to the standardized amounts in Table 1B is 62 percent. As described in section II.A.1. of this Addendum, we are implementing section 403 of Pub. L. 108-173, which provides that the labor-related share is 62 percent, unless the application of that percentage would

result in lower payments to a hospital than would otherwise be made. The effect of this provision is that the labor-related share of the standardized amount is 62 percent for all hospitals whose wage indexes are less than or equal to 1.0000.

However, the labor-related share of the standardized amount remains 71.1 percent (reflecting the Secretary's current estimate of the proportion of costs that are wages and wage-related costs) for hospitals whose wage indexes are greater than 1.0000. In addition, both tables include standardized amounts reflecting the full 3.3 percent update for FY 2005, and standardized amounts reflecting the 0.4 percentage point reduction to the update applicable for hospitals that fail to submit quality data consistent with section 501(b) of Public Law 108-173. (Tables 1C and 1D show the new standardized amounts for Puerto Rico, reflecting the different labor shares that apply, that is, 71.3 percent or 62 percent.)

The following table illustrates the changes from the FY 2004 national average standardized amount. The first column shows the changes from the 2004 standardized amounts for hospitals that satisfy the quality data submission requirement for receiving the full update (3.3 percent). The second column shows the proposed changes for hospitals receiving the reduced update (2.9 percent). The first row in the table shows the updated (through FY 2003) average standardized amount after restoring the FY 2004 offsets for outlier payments and geographic reclassification budget neutrality. The DRG reclassification and recalibration and wage index budget neutrality factor is cumulative. Therefore, the FY 2004 factor is not removed from the amount in the table. We have added separate rows to this table to reflect the different labor-related shares that apply to hospitals.

BILLING CODE 4120-01-P

### Comparison of FY 2004 Standardized Amounts to FY 2005 Single Standardized

#### Amount with Full Update and Reduced Update

	Full Update (3.3 percent)	Reduced Update (2.9 percent)
FY 2004 Base Rate (after removing reclassification budget neutrality and outlier offset)	Labor: \$3,331.21 Nonlabor: \$1,354.03	Labor: \$3,331.21 Nonlabor: \$1,354.03
FY 2005 Update Factor	1.033	1.029
FY 2005 DRG Recalibrations and Wage Index Budget Neutrality Factor	0.999876	0.999876
FY 2005 Reclassification Budget Neutrality Factor	0.993833	0.993833
Adjusted for Blend of FY 2004 DRG Recalibration and Wage Index Budget Neutrality Factors*	Labor: \$3,419.56 Nonlabor: \$1,389.95	Labor: \$3,406.32 Nonlabor: \$1,384.56
FY 2005 Outlier Factor	0.949005	0.949005
FY 2005 New Labor Market Wage Index Transition Budget Neutrality Factor	0.998162	0.998162
Rural Demo Budget Neutrality Factor	0.999855	0.999855
Rate for FY 2005 (after multiplying FY 2004 base rate by above factors) where the wage index is less than or equal to 1.0000	Labor: \$2,824.21 Nonlabor: \$1,730.97	Labor: \$2,813.27 Nonlabor: \$1,724.27
Rate for FY 2005 (after multiplying FY 2004 base rate by above factors) where the wage index is greater than 1.0000	Labor: \$3,238.73 Nonlabor: \$1,316.45	Labor: \$3,226.19 Nonlabor: \$1,311.35

\*In order to calculate this adjustment correctly, it is necessary to multiply on the DRG recalibration and wage index budget neutrality factor of 1.002608 (1.002588 from October 1, 2003 through March 31, 2004; 1.002628 from April 1, 2004 through September 30, 2004) and divide off the factor of 1.002628 from the second half of FY 2004. This is to account for the fact that it was necessary to employ different budget neutrality adjustments for the first and second halves of FY 2004 due to the extension of the extension of the standardized amount equalization, effective April 1, 2004.

#### BILLING CODE 4120-01-C

Under section 1886(d)(9)(A)(ii) of the Act, the Federal portion of the Puerto Rico payment rate is based on the discharge-weighted average of the national large urban standardized amount (as set forth in Table 1A). The labor and nonlabor portions of the national average standardized amounts for Puerto Rico hospitals are set forth in Table 1C of section VI. of this Addendum. This table also includes the Puerto Rico standardized amounts. The labor share applied to the Puerto Rico

standardized amount is 71.3 percent, or 62 percent, depending on which is more advantageous to the hospital. (Section 403(b) of Public Law 108-173 provides that the labor-related share for hospitals in Puerto Rico will be 62 percent, unless the application of that percentage would result in lower payments to the hospital.

#### B. Adjustments for Area Wage Levels and Cost-of-Living

Tables 1A through 1D, as set forth in section VI. of this Addendum, contain

the labor-related and nonlabor-related shares that we are using to calculate the prospective payment rates for hospitals located in the 50 States, the District of Columbia, and Puerto Rico. This section addresses two types of adjustments to the standardized amounts that are made in determining the prospective payment rates as described in this Addendum.

#### 1. Adjustment for Area Wage Levels

Sections 1886(d)(3)(E) and 1886(d)(9)(C)(iv) of the Act require that

we make an adjustment to the labor-related portion of the national and Puerto Rico prospective payment rates, respectively, to account for area differences in hospital wage levels. This adjustment is made by multiplying the labor-related portion of the adjusted standardized amounts by the appropriate wage index for the area in which the hospital is located. In section III. of the preamble to this final rule, we discuss the data and methodology for the FY 2005 wage index. The FY 2005 wage index is set forth in Tables 4A, 4B, 4C, and 4F of section VI. of this Addendum.

## 2. Adjustment for Cost-of-Living in Alaska and Hawaii

Section 1886(d)(5)(H) of the Act authorizes an adjustment to take into account the unique circumstances of hospitals in Alaska and Hawaii. Higher labor-related costs for these two States are taken into account in the adjustment for area wages described above. For FY 2005, we are adjusting the payments for hospitals in Alaska and Hawaii by multiplying the nonlabor portion of the standardized amount by the appropriate adjustment factor contained in the table below.

TABLE OF COST-OF-LIVING ADJUSTMENT FACTORS, ALASKA AND HAWAII HOSPITALS

Area	Cost of Living Adjustment Factor
Alaska-All—areas .....	1.25
Hawaii:	
County of Honolulu ..	1.25
County of Hawaii .....	1.165
County of Kauai .....	1.2325
County of Maui .....	1.2375
County of Kalawao ..	1.2375

(The above factors are based on data obtained from the U.S. Office of Personnel Management.)

## C. DRG Relative Weights

As discussed in section II. of the preamble, we have developed a classification system for all hospital discharges, assigning them into DRGs, and have developed relative weights for each DRG that reflect the resource utilization of cases in each DRG relative to Medicare cases in other DRGs. Table 5 of section VI. of this Addendum contains the relative weights that we are using for discharges occurring in FY 2005. These factors have been recalibrated as explained in section II. of the preamble of this final rule.

## D. Calculation of Prospective Payment Rates for FY 2005

### General Formula for Calculation of Prospective Payment Rates for FY 2005

The proposed operating prospective payment rate for all hospitals paid under the IPPS located outside of Puerto Rico, except SCHs and MDHs, equals the Federal rate based on the corresponding amounts in Table 1A or Table 1B in section VI. of this Addendum.

The prospective payment rate for SCHs equals the higher of the applicable Federal rate (from Table 1A or Table 1B) or the hospital-specific rate as described below. The prospective payment rate for MDHs equals the higher of the Federal rate, or the Federal rate plus 50 percent of the difference between the Federal rate and the hospital-specific rate as described below. The prospective payment rate for Puerto Rico equals 25 percent of the Puerto Rico rate plus 75 percent of the applicable national rate from Table 1C or Table 1D in section VI. of this Addendum.

### 1. Federal Rate

For discharges occurring on or after October 1, 2004 and before October 1, 2005, except for SCHs, MDHs, and hospitals in Puerto Rico, payment under the IPPS is based exclusively on the Federal rate.

The Federal rate is determined as follows:

Step 1—Select the appropriate average standardized amount considering the applicable wage index (Table 1A for wage indexes greater than 1.0000 and Table 1B for wage indexes less than or equal to 1.0000) and whether the hospital has submitted qualifying quality data (full update for qualifying hospitals, update minus 0.4 percent for nonqualifying hospitals).

Step 2—Multiply the labor-related portion of the standardized amount by the applicable wage index for the geographic area in which the hospital is located or the area to which the hospital is reclassified (see Tables 4A, 4B, and 4C of section VI. of this Addendum).

Step 3—For hospitals in Alaska and Hawaii, multiply the nonlabor-related portion of the standardized amount by the appropriate cost-of-living adjustment factor.

Step 4—Add the amount from Step 2 and the nonlabor-related portion of the standardized amount (adjusted, if appropriate, under Step 3).

Step 5—Multiply the final amount from Step 4 by the relative weight corresponding to the appropriate DRG (see Table 5 of section VI. of this Addendum).

The Federal rate as determined in Step 5 may then be further adjusted if the hospital qualifies for either the IME or DSH adjustment.

### 2. Hospital-Specific Rate (Applicable Only to SCHs and MDHs)

#### a. Calculation of Hospital-Specific Rate

Section 1886(b)(3)(C) of the Act provides that SCHs are paid based on whichever of the following rates yields the greatest aggregate payment: the Federal rate; the updated hospital-specific rate based on FY 1982 costs per discharge; the updated hospital-specific rate based on FY 1987 costs per discharge; or the updated hospital-specific rate based on FY 1996 costs per discharge.

Section 1886(d)(5)(G) of the Act provides that MDHs are paid based on whichever of the following rates yields the greatest aggregate payment: the Federal rate or the Federal rate plus 50 percent of the difference between the Federal rate and the greater of the updated hospital-specific rates based on either FY 1982 or FY 1987 costs per discharge. MDHs do not have the option to use their FY 1996 hospital-specific rate.

Hospital-specific rates have been determined for each of these hospitals based on either the FY 1982 costs per discharge, the FY 1987 costs per discharge or, for SCHs, the FY 1996 costs per discharge. For a more detailed discussion of the calculation of the hospital-specific rates, we refer the reader to the September 1, 1983 interim final rule (48 FR 39772); the April 20, 1990 final rule with comment (55 FR 15150); the September 4, 1990 final rule (55 FR 35994); and the August 1, 2000 final rule (65 FR 47082). In addition, for both SCHs and MDHs, the hospital-specific rate is adjusted by the budget neutrality adjustment factor (that is, by 0.999876) as discussed in section II.A.4.a. of this Addendum. The resulting rate was used in determining the payment rate an SCH or MDH will receive for its discharges beginning on or after October 1, 2004.

#### b. Updating the FY 1982, FY 1987, and FY 1996 Hospital-Specific Rates for FY 2005

We are increasing the hospital-specific rates by 3.3 percent (the hospital market basket percentage increase) for SCHs and MDHs for FY 2005. Section 1886(b)(3)(C)(iv) of the Act provides that the update factor applicable to the hospital-specific rates for SCHs is equal to the update factor provided under section 1886(b)(3)(B)(iv) of the Act, which, for SCHs in FY 2005,

is the market basket rate of increase. Section 1886(b)(3)(D) of the Act provides that the update factor applicable to the hospital-specific rates for MDHs also equals the update factor provided under section 1886(b)(3)(B)(iv) of the Act, which, for FY 2005, is the market basket rate of increase.

**3. General Formula for Calculation of Prospective Payment Rates for Hospitals Located in Puerto Rico Beginning On or After October 1, 2004 and Before October 1, 2005**

Section 504 of Public Law 108-173 changes the current blend of 50 percent the Puerto Rico national prospective payment rate and 50 percent of the Puerto Rico-specific prospective payment rate to 62.5 percent Puerto Rico national and 37.5 percent Puerto Rico-specific effective for discharges occurring on or after April 1, 2004 and before October 1, 2004. Effective for discharges occurring on or after October 1, 2004, the effective blend is 75 percent of the Puerto Rico national prospective payment rate and 25 percent of the Puerto Rico-specific rate.

**a. Puerto Rico Rate**

The Puerto Rico prospective payment rate is determined as follows:

Step 1—Select the appropriate average standardized amount considering the applicable wage index (Table 1C for wage indexes greater than 1.0000 and Table 1D for wage indexes less than or equal to 1.0000).

Step 2—Multiply the labor-related portion of the standardized amount by the appropriate Puerto Rico-specific wage index (see Table 4F of section VI. of the Addendum).

Step 3—Add the amount from Step 2 and the nonlabor-related portion of the standardized amount.

Step 4—Multiply the result in Step 3 by 25 percent.

Step 5—Multiply the amount from Step 4 by the appropriate DRG relative weight (see Table 5 of section VI. of the Addendum).

**b. National Rate**

The national prospective payment rate is determined as follows:

Step 1—Select the appropriate average standardized amount considering the applicable wage index (Table 1C for wage indexes greater than 1.0000 and Table 1D for wage indexes less than or equal to 1.0000).

Step 2—Add the amount from Step 1 and the nonlabor-related portion of the national average standardized amount.

Step 3—Multiply the result in Step 2 by 75 percent.

Step 4—Multiply the amount from Step 3 by the appropriate DRG relative

weight (see Table 5 of section VI. of the Addendum).

The sum of the Puerto Rico rate and the national rate computed above equals the prospective payment for a given discharge for a hospital located in Puerto Rico. This rate may then be further adjusted if the hospital qualifies for either the IME or DSH adjustment.

**III. Changes to Payment Rates for Acute Care Hospital Inpatient Capital-Related Costs for FY 2005**

The PPS for acute care hospital inpatient capital-related costs was implemented for cost reporting periods beginning on or after October 1, 1991. Effective with that cost reporting period, hospitals were paid during a 10-year transition period (which extended through FY 2001) to change the payment methodology for Medicare acute care hospital inpatient capital-related costs from a reasonable cost-based methodology to a prospective methodology (based fully on the Federal rate).

The basic methodology for determining Federal capital prospective rates is set forth in regulations at '412.308 through 412.352. Below we discuss the factors that we are using to determine the capital Federal rate for FY 2005, which will be effective for discharges occurring on or after October 1, 2004. The 10-year transition period ended with hospital cost reporting periods beginning on or after October 1, 2001 (FY 2002). Therefore, for cost reporting periods beginning in FY 2002, all hospitals (except Anew@ hospitals under '412.304(c)(2) and 412.324(b)) are paid based on 100 percent of the capital Federal rate. For FY 1992, we computed the standard Federal payment rate for capital-related costs under the IPPS by updating the FY 1989 Medicare inpatient capital cost per case by an actuarial estimate of the increase in Medicare inpatient capital costs per case. Each year after FY 1992, we update the capital standard Federal rate, as provided at '412.308(c)(1), to account for capital input price increases and other factors. The regulations at '412.308(c)(2) provide that the capital Federal rate is adjusted annually by a factor equal to the estimated proportion of outlier payments under the capital Federal rate to total capital payments under the capital Federal rate. In addition, '412.308(c)(3) requires that the capital Federal rate be reduced by an adjustment factor equal to the estimated proportion of payments for (regular and special) exceptions under '412.348. Section 412.308(c)(4)(ii) requires that the capital standard Federal rate be adjusted so that the effects of the annual

DRG reclassification and the recalibration of DRG weights and changes in the geographic adjustment factor are budget neutral.

For FYs 1992 through 1995, '412.352 required that the capital Federal rate also be adjusted by a budget neutrality factor so that aggregate payments for inpatient hospital capital costs were projected to equal 90 percent of the payments that would have been made for capital-related costs on a reasonable cost basis during the fiscal year. That provision expired in FY 1996. Section 412.308(b)(2) describes the 7.4 percent reduction to the capital rate that was made in FY 1994, and '412.308(b)(3) describes the 0.28 percent reduction to the capital rate made in FY 1996 as a result of the revised policy of paying for transfers. In FY 1998, we implemented section 4402 of Public Law 105-33, which required that, for discharges occurring on or after October 1, 1997, and before October 1, 2002, the unadjusted capital standard Federal rate is reduced by 17.78 percent. As we discussed in the August 1, 2002 IPPS final rule (67 FR 50102) and implemented in '412.308(b)(6), a small part of that reduction was restored effective October 1, 2002.

To determine the appropriate budget neutrality adjustment factor and the regular exceptions payment adjustment during the 10-year transition period, we developed a dynamic model of Medicare inpatient capital-related costs; that is, a model that projected changes in Medicare inpatient capital-related costs over time. With the expiration of the budget neutrality provision, the capital cost model was only used to estimate the regular exceptions payment adjustment and other factors during the transition period. As we explained in the August 1, 2001 IPPS final rule (66 FR 39911), beginning in FY 2003, an adjustment for regular exception payments is no longer necessary because regular exception payments were only made for cost reporting periods beginning on or after October 1, 1991, and before October 1, 2001 (see '412.348(b)). Because, effective with cost reporting periods beginning in FY 2002, payments are no longer being made under the regular exception policy, we no longer use the capital cost model. The capital cost model and its application during the transition period are described in Appendix B of the August 1, 2001 IPPS final rule (66 FR 40099).

In accordance with section 1886(d)(9)(A) of the Act, under the IPPS for acute care hospital operating costs, hospitals located in Puerto Rico are paid for operating costs under a special

payment formula. Prior to FY 1998, hospitals in Puerto Rico were paid a blended capital rate that consisted of 75 percent of the applicable standardized amount specific to Puerto Rico hospitals and 25 percent of the applicable national average standardized amount. However, effective October 1, 1997, in accordance with section 4406 of Public Law 105-33, operating payments to hospitals in Puerto Rico are based on a blend of 50 percent of the applicable standardized amount specific to Puerto Rico hospitals and 50 percent of the applicable national average standardized amount. In conjunction with this change to the operating blend percentage, effective with discharges on or after October 1, 1997, we also revised the methodology for computing capital payments to hospitals in Puerto Rico and computing capital payments based on a blend of 50 percent of the Puerto Rico capital rate and 50 percent of the capital Federal rate.

As we discuss in section VI. of this Addendum to the final rule, section 504 of Public Law 108-173 increased the national portion of the operating IPPS payments for Puerto Rico hospitals from 50 percent to 62.5 percent and decreased the Puerto Rico portion of the operating IPPS payments from 50 percent to 37.5 percent for discharges occurring on or after April 1, 2004 through September 30, 2004 (see the March 26, 2004 One-Time Notification (Change Request 3158)). In addition, section 504 of Public Law 108-173 provides that the national portion of operating IPPS payments for Puerto Rico hospitals is equal to 75 percent and the Puerto Rico portion of operating IPPS payments is equal to 25 percent for discharges occurring on or after October 1, 2004. Consistent with this change in operating IPPS payments to hospitals in Puerto Rico, for FY 2005, as we discuss in section V.B. of this Addendum to this final rule, we are revising the methodology for computing capital IPPS payments to hospitals located in Puerto Rico. We are computing capital payments to hospitals located in Puerto Rico based on a blend of 25 percent of the Puerto Rico capital rate and 75 percent of the capital Federal rate for discharges occurring on or after October 1, 2004.

Section 412.374 provides for the use of a blended payment system for payments to Puerto Rico hospitals under the PPS for acute care hospital inpatient capital-related costs. Accordingly, under the capital IPPS, we compute a separate payment rate specific to Puerto Rico hospitals using the same methodology used to compute the national Federal rate for capital-related costs.

#### *A. Determination of Federal Hospital Inpatient Capital-Related Prospective Payment Rate Update*

In the final IPPS rule published in the **Federal Register** on August 1, 2003 (68 FR 45346), we established a capital Federal rate of \$415.47 for FY 2004. However, a correction notice to the FY 2004 IPPS final rule issued in the **Federal Register** on October 6, 2003 (68 FR 57731) contains corrections and revisions to the wage index and geographic adjustment factor (GAF). In conjunction with the change to the wage index and GAF corrections, we established a revised capital IPPS standard Federal rate of \$414.18 effective for discharges occurring in FY 2004. Furthermore, the One-Time Notification (Change Request 3158), issued on March 26, 2004, implemented various changes in operating IPPS payments required by sections 401, 402 and 504 of Public Law 108-173. As a result of these changes to payments under the operating IPPS, the fixed loss amount for determining the cost outlier threshold was revised effective for discharges occurring on or after April 1, 2004, through September 30, 2004. Because the regulations at 412.312(c) establish a unified outlier methodology for inpatient operating and capital-related costs, a single set of thresholds are used to identify outlier cases under both the operating IPPS and the capital IPPS. As a result of the revision to the fixed loss amount used for determining the cost outlier threshold effective for discharges occurring on or after April 1, 2004, through September 30, 2004, we established a new capital IPPS standard Federal rate of \$413.48 effective for discharges occurring on or after April 1, 2004, through September 30, 2004.

Because there are two capital IPPS standard Federal rates in effect during FY 2004 (\$414.18 from October 2003 through March 2004 and \$413.48 from April 2004 through September 2004), we are using an average of the rates effective for the first half of FY 2004 (October 1, 2003 through March 31, 2004) (\$414.18) and the second half FY 2004 (April 1, 2004 through September 30, 2004) (\$413.48) to determine the FY 2005 capital Federal rate. (The average is \$413.83  $(\$414.18 + \$413.48)/2$ .) As a result of the changes to the factors used to determine the capital Federal rate that are explained in this Addendum, the FY 2005 capital standard Federal rate is \$416.63.

In the discussion that follows, we explain the factors that were used to determine the FY 2005 capital Federal rate. In particular, we explain why the FY 2005 capital Federal rate has

increased 0.68 percent compared to the FY 2004 capital Federal rate. We also estimate aggregate capital payments will increase by 6.0 percent during this same period. This increase is due to several factors, including an increase in the number of hospital admissions, an increase in case-mix, an increase in the GAF values, and an estimated increase in outlier payments. This increase in capital payments is more than last year (1.4 percent), mostly due to the increase in wage index values (and GAF values) provided for by sections 505 and 508 of Public Law 108-173, and the projected increase in outlier payments as a result of the decrease in the fixed-loss amount for FY 2005. (We note that in the proposed rule, our projection that aggregate capital IPPS payments would remain unchanged largely because of a projected decrease in Medicare Part A (fee-for-service) admissions was incorrect. In fact, our estimate of aggregate capital IPPS payments should have included a projected increase (rather than decrease) in Medicare Part A enrollment and therefore, we should have estimated that aggregate capital IPPS payments would increase from FY 2004 to FY 2005 in the proposed rule.)

Total payments to hospitals under the IPPS are relatively unaffected by changes in the capital prospective payments. Since capital payments constitute about 10 percent of hospital payments, a 1-percent change in the capital Federal rate yields only about 0.1 percent change in actual payments to hospitals. Aggregate payments under the capital IPPS are estimated to increase in FY 2005 compared to FY 2004.

#### 1. Capital Standard Federal Rate Update a. Description of the Update Framework

Under 412.308(c)(1), the capital standard Federal rate is updated on the basis of an analytical framework that takes into account changes in a capital input price index (CIPI) and several other policy adjustment factors. Specifically, we have adjusted the projected CIPI rate of increase as appropriate each year for case-mix index-related changes, for intensity, and for errors in previous CIPI forecasts. The update factor for FY 2005 under that framework is 0.7 percent based on the best data available at this time. The update factor is based on a projected 0.7 percent increase in the CIPI, a 0.0 percent adjustment for intensity, a 0.0 percent adjustment for case-mix, a 0.0 percent adjustment for the FY 2003 DRG reclassification and recalibration, and a forecast error correction of 0.0 percent. We explain the basis for the FY 2005 CIPI projection in section III.C. of this

Addendum. Below we describe the policy adjustments that have been applied.

The case-mix index is the measure of the average DRG weight for cases paid under the IPPS. Because the DRG weight determines the prospective payment for each case, any percentage increase in the case-mix index corresponds to an equal percentage increase in hospital payments.

The case-mix index can change for any of several reasons:

! The average resource use of Medicare patients changes (`_real_ case-mix change`);

! Changes in hospital coding of patient records result in higher weight DRG assignments (`Acoding effects@`); and

! The annual DRG reclassification and recalibration changes may not be budget neutral ("reclassification effect").

We define real case-mix change as actual changes in the mix (and resource requirements) of Medicare patients as opposed to changes in coding behavior that result in assignment of cases to higher weighted DRGs but do not reflect higher resource requirements. In the update framework for the IPPS for operating costs, we adjust the update upwards to allow for real case-mix change, but remove the effects of coding changes on the case-mix index. We also remove the effect on total payments of prior year changes to the DRG classifications and relative weights, in order to retain budget neutrality for all case-mix index-related changes other than patient severity. (For example, we adjusted for the effects of the FY 2003 DRG reclassification and recalibration as part of our update for FY 2005.) We have adopted this case-mix index adjustment in the capital update framework as well.

For FY 2005, we are projecting a 1.0 percent total increase in the case-mix index. We estimate that the real case-mix increase will equal 1.0 percent in FY 2005. The net adjustment for change in case mix is the difference between the projected total increase in case mix and the projected increase in real case-mix change. Therefore, the net adjustment for case-mix change in FY 2005 is 0.0 percentage points.

We estimate that FY 2003 DRG reclassification and recalibration will result in a 0.0 percent change in the case-mix when compared with the case-mix index that would have resulted if we had not made the reclassification and recalibration changes to the DRGs. Therefore, we are making a 0.0 percent adjustment for DRG reclassification and

recalibration in the update for FY 2005 to maintain budget neutrality.

The capital update framework contains an adjustment for forecast error. The input price index forecast is based on historical trends and relationships ascertainable at the time the update factor is established for the upcoming year. In any given year, there may be unanticipated price fluctuations that may result in differences between the actual increase in prices and the forecast used in calculating the update factors. In setting a prospective payment rate under the framework, we make an adjustment for forecast error only if our estimate of the change in the capital input price index for any year is off by 0.25 percentage points or more. There is a 2-year lag between the forecast and the measurement of the forecast error. A forecast error of 0.0 percentage points was calculated for the FY 2003 update. That is, current historical data indicate that the forecasted FY 2003 CIPI used in calculating the FY 2003 update factor (0.7 percent) slightly overstated the actual realized price increases (0.6 percent) by 0.1 percentage points. This slight overprediction was mostly due to an underestimation of the interest rate cuts by the Federal Reserve Board in 2003, which impacted the interest component of the CIPI. However, since this estimation of the change in the CIPI is less than 0.25 percentage points, it is not reflected in the update recommended under this framework. Therefore, we are making a 0.0 percent adjustment for forecast error in the update for FY 2005.

Under the capital IPPS system framework, we also make an adjustment for changes in intensity. We calculate this adjustment using the same methodology and data that are used in the framework for the operating PPS. The intensity factor for the operating update framework reflects how hospital services are utilized to produce the final product, that is, the discharge. This component accounts for changes in the use of quality-enhancing services, for changes in within-DRG severity, and for expected modification of practice patterns to remove noncost-effective services.

We calculate case-mix constant intensity as the change in total charges per admission, adjusted for price level changes (the CPI for hospital and related services) and changes in real case-mix. The use of total charges in the calculation of the intensity factor makes it a total intensity factor, that is, charges for capital services are already built into the calculation of the factor. Therefore, we have incorporated the intensity adjustment from the operating update

framework into the capital update framework. Without reliable estimates of the proportions of the overall annual intensity increases that are due, respectively, to ineffective practice patterns and to the combination of quality-enhancing new technologies and within-DRG complexity, we assume, as in the operating update framework, that one-half of the annual increase is due to each of these factors. The capital update framework thus provides an add-on to the input price index rate of increase of one-half of the estimated annual increase in intensity, to allow for within-DRG severity increases and the adoption of quality-enhancing technology.

We have developed a Medicare-specific intensity measure based on a 5-year average. Past studies of case-mix change by the RAND Corporation ("Has DRG Creep Crept Up? Decomposing the Case Mix Index Change Between 1987 and 1988" by G. M. Carter, J. P. Newhouse, and D. A. Relles, R-4098-HCFA/ProPAC (1991)) suggest that real case-mix change was not dependent on total change, but was usually a fairly steady 1.0 to 1.4 percent per year. We use 1.4 percent as the upper bound because the RAND study did not take into account that hospitals may have induced doctors to document medical records more completely in order to improve payment.

We calculate case-mix constant intensity as the change in total charges per admission, adjusted for price level changes (the CPI for hospital and related services), and changes in real case-mix. As we noted above, in accordance with § 412.308(c)(1)(ii), we began updating the capital standard Federal rate in FY 1996 using an update framework that takes into account, among other things, allowable changes in the intensity of hospital services. For FYs 1996 through 2001, we found that case-mix constant intensity was declining and we established a 0.0 percent adjustment for intensity in each of those years. For FYs 2001 and 2002, we found that case-mix constant intensity was increasing and we established a 0.3 percent adjustment and 1.0 percent adjustment for intensity, respectively.

Using the methodology described above, for FY 2005 we examined the change in total charges per admission, adjusted for price level changes (the CPI for hospital and related services), and changes in real case-mix for FYs 1999 through 2003. As we discussed in the May 18, 2004 IPPS proposed rule (69 FR 28382), we found that, over this period and in particular the last 4 years of this period (FYs 2000 through 2003), the charge data appear to be skewed. More

specifically, we found a dramatic increase in hospital charges for FYs 2000 through 2003 without a corresponding increase in the hospital case-mix index. These findings are similar to the considerable increase in hospitals' charges, which we found when we were determining the intensity factor in the FY 2004 update recommendation as discussed in the August 1, 2003 final rule (68 FR 45482). If hospitals were treating new or different types of cases, which would result in an appropriate increase in charges per discharge, then we would expect hospitals' case mix to increase proportionally.

As we discussed in the August 1, 2003 final rule (68 FR 45482), because our intensity calculation relies heavily upon charge data and we believe that this charge data may be inappropriately skewed, we established a 0.0 percent adjustment for intensity for FY 2004. In that same final rule, we stated that we believe that it is appropriate to propose a zero intensity adjustment until we believe that any increase in charges can be tied to intensity rather than to attempts to maximize outlier payments. As discussed previously in this section, we believe that the most recently available charge data used to make this determination may still be inappropriately skewed. Therefore, in the May 18, 2004 proposed rule (69 FR

28382), we proposed a 0.0 percent adjustment for intensity for FY 2005. As we explained in that same proposed rule, in the past FYs (1996 through 2000) when we found intensity to be declining, we believed a zero (rather than negative) intensity adjustment was appropriate. Similarly, we believe that it is appropriate to apply a zero intensity adjustment for FY 2005 until any increase in charges can be tied to intensity rather than to attempts to maximize outlier payments. We received no comments on our proposed 0.0 percent adjustment for intensity. Therefore, in this final rule, we are making a 0.0 percent adjustment for intensity in the update framework for FY 2005.

*Comment:* One commenter recommended that we update the standard Federal rate for capital-related costs by the same percentage as the standardized amount for operating costs (that is, 3.3 percent).

*Response:* As noted above, the capital standard Federal rate is updated annually based on an analytical framework that takes into account changes in the input price index for capital costs (that is, CIPI or the capital market basket) and other policy adjustment factors. While the other policy adjustment factors in the capital PPS update framework (that is, case-mix change, intensity, and DRG

reclassification and recalibration) are the same as the policy adjustment factors in our update recommendation for the standardized rate for operating costs discussed in Appendix B of this final rule, each update framework utilizes an input price index that measures the price changes associated with the respective category of costs (that is, capital costs or operating costs) during a given year. The 3.3 percent update to the standardized amount for operating costs for FY 2005 is based on our most recent estimate of the input price index for operating costs and thus it is not an appropriate index to use for updating the standard Federal rate for capital-related costs.

As discussed in section III.C. of this preamble, we believe that the CIPI is the most appropriate input price index for capital costs to measure capital price changes in a given year. As we discussed above, the final update to the standard capital Federal rate for FY 2005 is 0.7 percent. This update is based on a projected 0.7 percent increase in the CIPI. As we discussed above, we are not projecting any increase for intensity, case-mix, DRG reclassification and recalibration, or forecast error for FY 2005.

Above we described the basis of the components used to develop the 0.7 percent capital update factor for FY 2005 as shown in the table below.

CMS'S FY 2005 UPDATE FACTOR TO THE CAPITAL FEDERAL RATE

Capital Input Price Index .....	0.7
Intensity: .....	0.0
Case-Mix Adjustment Factors:	
Projected Case-Mix Change .....	1.0
Real Across DRG Change .....	B1.0
Subtotal .....	0.0
Effect of FY 2003 Reclassification and Recalibration .....	0.0
Forecast Error Correction .....	0.0
<b>Total Update .....</b>	<b>0.7</b>

**b. Comparison of CMS and MedPAC Update Recommendation**

In the past, MedPAC has included update recommendations for capital PPS in a Report to Congress. In its March 2004 Report to Congress, MedPAC did not make an update recommendation for capital PPS payments for FY 2005. However, in that same report, MedPAC made an update recommendation for hospital inpatient and outpatient services (page 87). MedPAC reviews inpatient and outpatient services together since they are so closely interrelated. MedPAC's recommendation of the full market basket update for both the inpatient and

outpatient PPS is based on their assessment of beneficiaries' access to care, volume growth, access to capital, quality, and the relationship of Medicare payments to costs in the hospital sector.

**2. Outlier Payment Adjustment Factor**

Section 412.312(c) establishes a unified outlier methodology for inpatient operating and inpatient capital-related costs. A single set of thresholds is used to identify outlier cases for both inpatient operating and inpatient capital-related payments. Section 412.308(c)(2) provides that the standard Federal rate for inpatient capital-related costs be reduced by an

adjustment factor equal to the estimated proportion of capital related outlier payments to total inpatient capital-related PPS payments. The outlier thresholds are set so that operating outlier payments are projected to be 5.1 percent of total operating DRG payments.

In the August 1, 2003 IPSS final rule (68 FR 45482), we estimated that outlier payments for capital in FY 2004 would equal 4.79 percent of inpatient capital-related payments based on the FY 2004 capital Federal rate. Accordingly, we applied an outlier adjustment factor of 0.9521 to the FY 2004 capital Federal rate. However, as we noted above, we published a correction notice in the

Federal Register on October 6, 2003 (68 FR 57731), which established revised rates and factors for FY 2004. In that same correction notice (68 FR 57734), we estimated that outlier payments for capital in FY 2004 would equal 4.77 percent of inpatient capital-related payments based on the FY 2004 capital Federal rate. Accordingly, we established a revised outlier adjustment of 0.9523 for use in determining the FY 2004 capital Federal rate. In addition, as we noted above, a One-Time Notification (Change Request 3158) issued on March 26, 2004, implemented various changes in operating IPPS payments required by sections 401, 402, and 504 of Public Law 108-173, effective for discharges on or after April 1, 2004, through September 30, 2004. As a result of changes made to payments under the operating IPPS, the rates and some of the factors, including the outlier adjustment, under the capital IPPS were also revised effective for discharges on or after April 1, 2004, through September 30, 2004. The revised outlier adjustment effective for the second half of FY 2004 (April 2004 through September 2004) is 0.9508.

Based on the thresholds as set forth in section II.A.4.c. of this Addendum, we estimate that outlier payments for capital will equal 4.94 percent of inpatient capital-related payments based on the capital Federal rate in FY 2005. Therefore, we are applying an outlier adjustment factor of 0.9506 to the capital Federal rate. Thus, the percentage of capital outlier payments to total capital standard payments for FY 2005 is higher than the percentages estimated for the first half (4.77 percent for October 2003 through March 2004) and the second half (4.92 percent for April 2004 through September 2004) of FY 2004.

The outlier reduction factors are not built permanently into the capital rates; that is, they are not applied cumulatively in determining the capital Federal rate. As we discussed above, there were two outlier adjustment factors applied during FY 2004 (0.9523 from October 2003 through March 2004 and 0.9508 from April 2004 through September 2004). The FY 2005 outlier adjustment of 0.9506 is a -0.09 percent change from the average FY 2004 outlier adjustment of 0.9515 (the mean of the factors for the first half of FY 2004 (0.9523) and the second half of FY 2004 (0.9508) calculated from unrounded numbers). The net change in the outlier adjustment to the capital Federal rate for

FY 2005 is 0.9991 (0.9506/0.9515). Thus, the outlier adjustment decreases the FY 2005 capital Federal rate by 0.09 percent compared with the average FY 2004 outlier adjustment.

### 3. Budget Neutrality Adjustment Factor for Changes in DRG Classifications and Weights and the Geographic Adjustment Factor

Section 412.308(c)(4)(ii) requires that the capital Federal rate be adjusted so that aggregate payments for the fiscal year based on the capital Federal rate after any changes resulting from the annual DRG reclassification and recalibration and changes in the geographic adjustment factor (GAF) are projected to equal aggregate payments that would have been made on the basis of the capital Federal rate without such changes. Since we implemented a separate geographic adjustment factor for Puerto Rico, we apply separate budget neutrality adjustments for the national geographic adjustment factor and the Puerto Rico geographic adjustment factor. We apply the same budget neutrality factor for DRG reclassifications and recalibration nationally and for Puerto Rico. Separate adjustments were unnecessary for FY 1998 and earlier fiscal years since the geographic adjustment factor for Puerto Rico was implemented in FY 1998.

In the past, we used the actuarial capital cost model (described in Appendix B of the August 1, 2001 IPPS final rule (66 FR 40099)) to estimate the aggregate payments that would have been made on the basis of the capital Federal rate with and without changes in the DRG classifications and weights and in the GAF to compute the adjustment required to maintain budget neutrality for changes in DRG weights and in the GAF. During the transition period, the capital cost model was also used to estimate the regular exception payment adjustment factor. As we explain in section III.A.4. of this Addendum, beginning in FY 2002, an adjustment for regular exception payments is no longer necessary. Therefore, we are no longer using the capital cost model. Instead, we are using historical data based on hospitals' actual cost experiences to determine the exceptions payment adjustment factor for special exceptions payments.

To determine the final factors for FY 2005, we compared (separately for the national capital rate and the Puerto Rico capital rate) estimated aggregate capital Federal rate payments based on the FY

2004 DRG relative weights and the average FY 2004 GAF (that is, the mean of the GAFs applied from October 2003 through March 2004 and the GAFs applied from April 2004 through September 2004) to estimated aggregate capital Federal rate payments based on the FY 2005 relative weights and the FY 2005 GAF. For the first half of FY 2004 (October 1, 2003 through March 31, 2004), the budget neutrality adjustment factors were 0.9908 for the national capital rate and 0.9974 for the Puerto Rico capital rate (see the October 6, 2003 correction notice). For the second half of FY 2004 (April 1, 2004 through September 30, 2004), the budget neutrality adjustment factor was revised to 0.9907 for the national capital rate (see the March 26, 2004 One-Time Notification). The budget neutrality factor for the Puerto Rico capital rate remained unchanged (0.9974). In making the comparison, we set the regular and special exceptions reduction factors to 1.00.

To achieve budget neutrality for the changes in the national GAF, based on calculations using updated data, we are applying an incremental budget neutrality adjustment of 0.9997 for FY 2005 to the average of the previous cumulative FY 2004 adjustments of 0.9908  $((0.9908 + 0.9907)/2)$ , yielding a cumulative adjustment of 0.9905 through FY 2005 (calculations were done with unrounded numbers). For the Puerto Rico GAF, we are applying an incremental budget neutrality adjustment of 0.9912 for FY 2005 to the average of the previous cumulative FY 2004 adjustment of 0.9974, yielding a cumulative adjustment of 0.9886 through FY 2005.

We then compared estimated aggregate capital Federal rate payments based on the FY 2004 DRG relative weights and the average FY 2004 GAF to estimated aggregate capital Federal rate payments based on the FY 2005 DRG relative weights and the FY 2005 GAF. The incremental adjustment for DRG classifications and changes in relative weights is 1.0009 both nationally and for Puerto Rico. The cumulative adjustments for DRG classifications and changes in relative weights and for changes in the GAF through FY 2005 are 0.9914 nationally and 0.9895 for Puerto Rico. The following table summarizes the adjustment factors for each fiscal year:

BILLING CODE 4120-01-P



**BUDGET NEUTRALITY ADJUSTMENT FOR DRG RECLASSIFICATIONS AND RECALIBRATION AND THE GEOGRAPHIC ADJUSTMENT FACTORS**

Fiscal Year	National			Puerto Rico		
	Incremental Adjustment			Incremental Adjustment		
	Geographic Adjustment Factor	DRG Reclassifications and Recalibration	Combined	Geographic Adjustment Factor	DRG Reclassifications and Recalibration	Combined
			Cumulative			Cumulative
1992	---	---	---	1.00000	---	---
1993	---	---	0.99800	0.99800	---	---
1994	---	---	1.00531	1.00330	---	---
1995	---	---	0.99980	1.00310	---	---
1996	---	---	0.99940	1.00250	---	C
1997	---	---	0.99873	1.00123	---	---
1998	---	---	0.99897	1.00015	---	1.00000
1999	0.99944	1.00335	1.00279	1.00294	0.99898	1.00233
2000	0.99857	0.99991	0.99848	1.00142	0.99910	0.99901
2001 <sup>1</sup>	0.99782	1.00009	0.99791	0.99933	1.00365	1.00374
2001 <sup>2</sup>	0.99771 <sup>3</sup>	1.00009 <sup>3</sup>	0.99780 <sup>3</sup>	0.99922	1.00365 <sup>3</sup>	1.00374 <sup>3</sup>
2002	0.99666 <sup>4</sup>	0.99668 <sup>4</sup>	0.99335 <sup>4</sup>	0.99268	0.98991 <sup>4</sup>	0.99662 <sup>4</sup>
2003 <sup>5</sup>	0.99915	0.99662	0.99577	0.98848	1.00809	1.00468
2003 <sup>6</sup>	0.99896 <sup>7</sup>	0.99662 <sup>7</sup>	0.99558 <sup>7</sup>	0.98830	1.00809 <sup>7</sup>	1.00468 <sup>7</sup>
2004 <sup>8</sup>	1.00175 <sup>9</sup>	1.00081 <sup>9</sup>	1.00256 <sup>9</sup>	0.99083	1.00028 <sup>9</sup>	1.00109 <sup>9</sup>
2004 <sup>10</sup>	1.00164 <sup>9</sup>	1.00081 <sup>9</sup>	1.00245 <sup>9</sup>	0.99072	1.00028 <sup>9</sup>	1.00109 <sup>9</sup>
2005	0.99967 <sup>11</sup>	1.00094	1.0061 <sup>11</sup>	0.99137	0.99115	0.99208 <sup>11</sup>

<sup>1</sup>Factors effective for the first half of FY 2001 (October 2000 through March 2001).  
<sup>2</sup>Factors effective for the second half of FY 2001 (April 2001 through September 2001).  
<sup>3</sup>Incremental factors are applied to FY 2000 cumulative factors.  
<sup>4</sup>Incremental factors are applied to the cumulative factors for the first half of FY 2001.  
<sup>5</sup>Factors effective for the first half of FY 2003 (October 2002 through March 2003).  
<sup>6</sup>Factors effective for the second half of FY 2003 (April 2003 through September 2003).  
<sup>7</sup>Incremental factors are applied to FY 2002 cumulative factors.  
<sup>8</sup>Factors effective for the first half of FY 2004 (October 2003 through March 2004).  
<sup>9</sup>Incremental factors are applied to the cumulative factors for the second half of FY 2003.  
<sup>10</sup>Factors effective for the second half of FY 2003 (April 2004 through September 2004).  
<sup>11</sup>Incremental factors are applied to average of the cumulative factors for the first half (October 1, 2003 through March 31, 2004) and second half (April 1, 2004 through September 30, 2004) of FY 2004.

The methodology used to determine the final recalibration and geographic

(DRG/GAF) budget neutrality adjustment factor for FY 2005 is similar

to that used in establishing budget neutrality adjustments under the IPPS for operating costs. One difference is that, under the operating IPPS, the budget neutrality adjustments for the effect of geographic reclassifications are determined separately from the effects of other changes in the hospital wage index and the DRG relative weights. Under the capital IPPS, there is a single DRG/GAF budget neutrality adjustment factor (the national capital rate and the Puerto Rico capital rate are determined separately) for changes in the GAF (including geographic reclassification) and the DRG relative weights. In addition, there is no adjustment for the effects that geographic reclassification has on the other payment parameters, such as the payments for serving low-income patients, indirect medical education payments, or the large urban add-on payments.

In the August 1, 2003 IPPS final rule (68 FR 45346), we calculated a GAF/DRG budget neutrality factor of 1.0059 for FY 2004. As we noted above, as a result of the revisions to the GAF effective for FY 2004 in the October 6, 2003 correction notice, we calculated a GAF/DRG budget neutrality factor of 1.0026 for discharges occurring in FY 2004. As we also noted above, as a result of implementing sections 401, 402, and 504 of Public Law 108-173, we calculated a GAF/DRG budget neutrality factor of 1.0026 for discharges occurring on or after April 1, 2004 through September 30, 2004. Furthermore, as noted above, the average of capital rates and factors in effect for the first half (October 2003 through March 2004) and second half (April 2004 through September 2004) of FY 2004 was used in determining the final FY 2005 capital rates.

For FY 2005, we are applying a GAF/DRG budget neutrality factor of 1.0006. The GAF/DRG budget neutrality factors are built permanently into the capital rates; that is, they are applied cumulatively in determining the capital Federal rate. This follows from the requirement that estimated aggregate payments each year be no more or less than they would have been in the absence of the annual DRG reclassification and recalibration and changes in the GAF. The final incremental change in the adjustment from FY 2004 to FY 2005 is 1.0006. The cumulative change in the capital Federal rate due to this adjustment is 0.9914 (the product of the incremental factors for FY 1993, FY 1994, FY 1995, FY 1996, FY 1997, FY 1998, FY 1999, FY 2000, FY 2001, FY 2002, FY 2003, average FY 2004 and the final incremental factor for FY 2005: 0.9980

$$\times 1.0053 \times 0.9998 \times 0.9994 \times 0.9987 \times 0.9989 \times 1.0028 \times 0.9985 \times 0.9979 \times 0.9934 \times 0.9956 \times 1.0025 \times 1.0006 = 0.9914).$$

This final factor accounts for DRG reclassifications and recalibration and for changes in the GAF. It also incorporates the effects on the GAF of FY 2005 geographic reclassification decisions made by the MGCRB compared to FY 2004 decisions. However, it does not account for changes in payments due to changes in the DSH and IME adjustment factors or in the large urban add-on.

#### 4. Exceptions Payment Adjustment Factor

Section 412.308(c)(3) requires that the capital standard Federal rate be reduced by an adjustment factor equal to the estimated proportion of additional payments for both regular exceptions and special exceptions under § 412.348 relative to total capital PPS payments. In estimating the proportion of regular exception payments to total capital PPS payments during the transition period, we used the actuarial capital cost model originally developed for determining budget neutrality (described in Appendix B of the August 1, 2001 IPPS final rule (66 FR 40099)) to determine the exceptions payment adjustment factor, which was applied to both the Federal and hospital-specific capital rates.

An adjustment for regular exception payments is no longer necessary in determining the FY 2005 capital Federal rate because, in accordance with § 412.348(b), regular exception payments were only made for cost reporting periods beginning on or after October 1, 1991 and before October 1, 2001. Accordingly, as we explained in the August 1, 2001 IPPS final rule (66 FR 39949), in FY 2002 and subsequent fiscal years, no payments will be made under the regular exceptions provision. However, in accordance with § 412.308(c), we still need to compute a budget neutrality adjustment for special exception payments under § 412.348(g). We describe our methodology for determining the special exceptions adjustment used in calculating the FY 2005 capital Federal rate below.

Under the special exceptions provision specified at § 412.348(g)(1), eligible hospitals include SCHs, urban hospitals with at least 100 beds that have a disproportionate share percentage of at least 20.2 percent or qualify for DSH payments under § 412.106(c)(2), and hospitals with a combined Medicare and Medicaid inpatient utilization of at least 70 percent. An eligible hospital may

receive special exceptions payments if it meets (1) a project need requirement as described at § 412.348(g)(2), which, in the case of certain urban hospitals, includes an excess capacity test as described at § 412.348(g)(4); (2) an age of assets test as described at § 412.348(g)(3); and (3) a project size requirement as described at § 412.348(g)(5).

Based on information compiled from our fiscal intermediaries, six hospitals have qualified for special exceptions payments under § 412.348(g). Since we have cost reports ending in FY 2003 for all of these hospitals, we calculated the adjustment based on actual cost experience. Using data from cost reports ending in FY 2003 from the March 2004 update of the HCRIS data, we divided the capital special exceptions payment amounts for the six hospitals that qualified for special exceptions by the total capital PPS payment amounts (including special exception payments) for all hospitals. Based on the data from cost reports ending in FY 2003, this ratio is rounded to 0.0004. Because we have not received all cost reports ending in FY 2003, we also divided the FY 2003 special exceptions payments by the total capital PPS payment amounts for all hospitals with cost reports ending in FY 2002. This ratio also rounds to 0.0004. Because special exceptions are budget neutral, we are offsetting the capital Federal rate by 0.04 percent for special exceptions payments for FY 2005. Therefore, the exceptions adjustment factor is equal to 0.9996 (1 - 0.0004) to account for special exceptions payments in FY 2005.

In the August 1, 2003 IPPS final rule (68 FR 45384) for FY 2004, we estimated that total (special) exceptions payments would equal 0.05 percent of aggregate payments based on the capital Federal rate. Therefore, we applied an exceptions adjustment factor of 0.9995 (1 - 0.0005) in determining the FY 2004 capital Federal rate. (We note that the special exceptions adjustment factor for FY 2004 was not revised in either the October 6, 2003 correction notice or the March 26, 2004 One-Time Notification.) As we stated above, we estimate that exceptions payments in FY 2005 will equal 0.04 percent of aggregate payments based on the FY 2005 capital Federal rate. Therefore, we are applying an exceptions payment adjustment factor of 0.9996 to the capital Federal rate for FY 2005. The exceptions adjustment factor for FY 2005 is 0.01 percent higher than the factor for FY 2004 published in the August 1, 2003 IPPS final rule (68 FR 45346). The exceptions reduction factors are not built permanently into the capital rates;

that is, the factors are not applied cumulatively in determining the capital Federal rate. Therefore, the net change in the exceptions adjustment factor used in determining the FY 2005 capital Federal rate is 1.0001 (0.9996/0.9995).

5. Capital Standard Federal Rate for FY 2005

In the August 1, 2003 IPPS final rule (68 FR 45346) we established a capital Federal rate of \$415.47 for FY 2004. As we noted above, as a result of the revisions to the GAF for FY 2004, in the October 6, 2003 correction notice, we established a capital Federal rate of \$414.18 for discharges occurring in FY 2004. As we also discussed above, a One-Time Notification issued on March 26, 2004, which implemented various changes in operating IPPS payments required by sections 401, 402, and 504 of Public Law 108-173, resulted in a revised capital Federal rate of \$413.48 effective for discharges occurring on or after April 1, 2004 through September 30, 2004. Because there are two capital IPPS standard Federal rates in effect during FY 2004 (\$414.18 from October 2003 through March 2004 and \$413.48

from April 2004 through September 2004), we are using an average of the rates effective for the first half (\$414.18) and the second half (\$413.48) of FY 2004 of \$413.83  $((\$414.18 + \$413.48)/2)$  in determining the FY 2005 capital Federal rate. In this final rule, we are establishing a capital Federal rate of \$416.63 for FY 2005. The capital Federal rate for FY 2005 was calculated as follows:

- The FY 2005 update factor is 1.0070; that is, the update is 0.7 percent.
- The FY 2005 budget neutrality adjustment factor that is applied to the capital standard Federal payment rate for changes in the DRG relative weights and in the GAF is 1.0006.
- The FY 2005 outlier adjustment factor is 0.9506.
- The FY 2005 (special) exceptions payment adjustment factor is 0.9996.

Because the capital Federal rate has already been adjusted for differences in case-mix, wages, cost-of-living, indirect medical education costs, and payments to hospitals serving a disproportionate share of low-income patients, we are making no additional adjustments in the capital standard Federal rate for these

factors, other than the budget neutrality factor for changes in the DRG relative weights and the GAF.

We are providing a chart that shows how each of the factors and adjustments for FY 2005 affected the computation of the FY 2005 capital Federal rate in comparison to the average FY 2004 capital Federal rate. The FY 2005 update factor has the effect of increasing the capital Federal rate by 0.70 percent compared to the average FY 2004 Federal rate. The GAF/DRG budget neutrality factor has the effect of increasing the capital Federal rate by 0.06 percent. The FY 2005 outlier adjustment factor has the effect of decreasing the capital Federal rate by 0.09 percent compared to the average FY 2004 capital Federal rate and the FY 2005 exceptions payment adjustment factor has the effect of increasing the capital Federal rate by 0.01 percent compared to the exceptions payment adjustment factor for the FY 2004 capital Federal rate. The combined effect of all the changes is to increase the capital Federal rate by 0.68 percent compared to the average FY 2004 capital Federal rate.

COMPARISON OF FACTORS AND ADJUSTMENTS: FY 2004 CAPITAL FEDERAL RATE<sup>1</sup> AND FY 2005 CAPITAL FEDERAL RATE

	FY 2004 <sup>1</sup>	FY 2005	Change	Percent change
Update factor <sup>2</sup> .....	1.0070	1.0070	1.0070	0.70
GAF/DRG Adjustment Factor <sup>2</sup> .....	1.0025	1.0006	1.0006	0.06
Outlier Adjustment Factor <sup>3</sup> .....	0.9515	0.9506	0.9991	-0.09
Exceptions Adjustment Factor <sup>3</sup> .....	0.9995	0.9996	1.0001	0.01
Capital Federal Rate .....	\$413.83	\$416.63	1.0068	0.68

<sup>1</sup> Because there are two capital IPPS standard Federal rates in effect during FY 2004 (\$414.18 from October 2003 through March 2004 and \$413.48 from April 2004 through September 2004), an average of the rates and factors effective for the first half (October 2003 through March 2004) and the second half (April 2004 through September 2004) of FY 2004 were used.

<sup>2</sup> The update factor and the GAF/DRG budget neutrality factors are built permanently into the capital rates. Thus, for example, the incremental change from FY 2004 to FY 2005 resulting from the application of the 1.006 GAF/DRG budget neutrality factor for FY 2005 is 1.0006.

<sup>3</sup> The outlier reduction factor and the exceptions adjustment factor are not built permanently into the capital rates; that is, these factors are not applied cumulatively in determining the capital rates. Thus, for example, the net change resulting from the application of the FY 2005 outlier adjustment factor is 0.9506/0.9515, or 0.9991.

We are also providing a chart that shows how the final FY 2005 capital Federal rate differs from the proposed FY 2005 capital Federal rate.

COMPARISON OF FACTORS AND ADJUSTMENTS: FY 2005 PROPOSED CAPITAL FEDERAL RATE AND FY 2005 FINAL CAPITAL FEDERAL RATE

	Proposed FY 2005	Final FY 2005	Change	Percent change
Update Factor .....	1.0070	1.0070	1.0000	0.00
GAF/DRG Adjustment Factor .....	1.0015	1.0006	0.9991	-0.09
Outlier Adjustment Factor .....	0.9497	0.9506	1.0009	0.09
Exceptions Adjustment Factor .....	0.9996	0.9996	1.0000	0.00
Capital Federal Rate .....	\$416.59	\$416.63	1.0001	1.01

6. Special Capital Rate for Puerto Rico Hospitals

As discussed above, beginning in FY 1998, hospitals in Puerto Rico are

currently paid based on 50 percent of the Puerto Rico capital rate and 50 percent of the capital Federal rate. The Puerto Rico capital rate is derived from

the costs of Puerto Rico hospitals only, while the capital Federal rate is derived from the costs of all acute care hospitals participating in the PPS (including

Puerto Rico). Section 504 of Public Law 108-173 increased the national portion of the operating IPPS payment for Puerto Rico hospitals from 50 percent to 75 percent and decreases the Puerto Rico portion of the operating IPPS payments for hospitals located in Puerto Rico from 50 percent to 37.5 percent for discharges occurring on or after April 1, 2004, through September 30, 2004. In addition, section 504 of Public Law 108-173 provides that the national portion of operating IPPS payments for Puerto Rico hospitals is equal to 75 percent and the Puerto Rico portions of the operating IPPS payments is equal to 37.5 percent for discharges occurring on or after October 1, 2004. As discussed in section V.B. of the preamble of this final rule, under the broad authority of section 1886(g) of the Act, for FY 2005 we are increasing the national portion of the capital IPPS payment to hospitals located in Puerto Rico from 50 percent to 75 percent, as well. Therefore, for discharges occurring on or after October 1, 2004, capital payments to hospitals in Puerto Rico will be based on a blend of 25 percent of the Puerto Rico capital rate and 75 percent of the capital Federal rate.

To adjust hospitals' capital payments for geographic variations in capital costs, we apply a GAF to both portions of the blended capital rate. The GAF is calculated using the operating IPPS wage index and varies, depending on the MSA or rural area in which the hospital is located. We use the Puerto Rico wage index to determine the GAF for the Puerto Rico part of the capital-blended rate and the national wage index to determine the GAF for the national part of the blended capital rate.

Because we implemented a separate GAF for Puerto Rico in FY 1998, we also apply separate budget neutrality adjustments for the national GAF and for the Puerto Rico GAF. However, we apply the same budget neutrality factor for DRG reclassifications and recalibration nationally and for Puerto Rico. As we stated above in section III.A.4. of this Addendum, for Puerto Rico the GAF budget neutrality factor is 0.9912, while the DRG adjustment is 1.0009, for a combined cumulative adjustment of 0.9895.

In computing the payment for a particular Puerto Rico hospital, the Puerto Rico portion of the capital rate (50 percent for FY 2004; 25 percent for FY 2005 and thereafter) is multiplied by the Puerto Rico-specific GAF for the MSA in which the hospital is located, and the national portion of the capital rate (50 percent, for FY 2004; 75 percent, for FY 2005 and thereafter) is multiplied by the national GAF for the

MSA in which the hospital is located (which is computed from national data for all hospitals in the United States and Puerto Rico). In FY 1998, we implemented a 17.78 percent reduction to the Puerto Rico capital rate as a result of Pub. L. 105-33. In FY 2003, a small part of that reduction was restored.

For FY 2004, before application of the GAF, the special capital rate for Puerto Rico hospitals was \$203.17 for discharges occurring on or after October 1, 2003 through March 31, 2004 (see the October 6, 2003 correction notice) and \$202.96 for discharges occurring on or after April 1, 2004 through September 30, 2004 (see the March 26, 2004 One-Time Notification). With the changes we are proposing to the factors used to determine the capital rate, the FY 2005 special capital rate for Puerto Rico is \$199.02.

#### *B. Calculation of Inpatient Capital-Related Prospective Payments for FY 2005*

Because the 10-year capital PPS transition period ended in FY 2001, all hospitals (except A new hospitals under § 412.324(b) and under § 412.304(c)(2)) are paid based on 100 percent of the capital Federal rate in FY 2005. The applicable capital Federal rate was determined by making adjustments as follows:

- For outliers, by dividing the capital standard Federal rate by the outlier reduction factor for that fiscal year; and
- For the payment adjustments applicable to the hospital, by multiplying the hospital's GAF, disproportionate share adjustment factor, and IME adjustment factor, when appropriate.

For purposes of calculating payments for each discharge during FY 2005, the capital standard Federal rate is adjusted as follows: (Standard Federal Rate) × (DRG weight) × (GAF) × (Large Urban Add-on, if applicable) × (COLA adjustment for hospitals located in Alaska and Hawaii) × (1 + Disproportionate Share Adjustment Factor + IME Adjustment Factor, if applicable). The result is the adjusted capital Federal rate. Hospitals also may receive outlier payments for those cases that qualify under the thresholds established for each fiscal year. Section 412.312(c) provides for a single set of thresholds to identify outlier cases for both inpatient operating and inpatient capital-related payments. The outlier thresholds for FY 2005 are in section II.A.4.c. of this Addendum. For FY 2005, a case qualifies as a cost outlier if the cost for the case plus the IME and DSH payments is greater than the

prospective payment rate for the DRG plus \$25,800.

An eligible hospital may also qualify for a special exceptions payment under § 412.348(g) for up through the 10th year beyond the end of the capital transition period if it meets: (1) A project need requirement described at § 412.348(g)(2), which in the case of certain urban hospitals includes an excess capacity test as described at § 412.348(g)(4); and (2) a project size requirement as described at § 412.348(g)(5). Eligible hospitals include SCHs, urban hospitals with at least 100 beds that have a DSH patient percentage of at least 20.2 percent or qualify for DSH payments under § 412.106(c)(2), and hospitals that have a combined Medicare and Medicaid inpatient utilization of at least 70 percent. Under § 412.348(g)(8), the amount of a special exceptions payment is determined by comparing the cumulative payments made to the hospital under the capital PPS to the cumulative minimum payment level. This amount is offset by: (1) Any amount by which a hospital's cumulative capital payments exceed its cumulative minimum payment levels applicable under the regular exceptions process for cost reporting periods beginning during which the hospital has been subject to the capital PPS; and (2) any amount by which a hospital's current year operating and capital payments (excluding 75 percent of operating DSH payments) exceed its operating and capital costs. Under § 412.348(g)(6), the minimum payment level is 70 percent for all eligible hospitals.

During the transition period, new hospitals (as defined under § 412.300) were exempt from the capital PPS for their first 2 years of operation and were paid 85 percent of their reasonable costs during that period. Effective with the third year of operation through the remainder of the transition period, under § 412.324(b) we paid the hospital under the appropriate transition methodology. If the hold-harmless methodology were applicable, the hold-harmless payment for assets in use during the base period would extend for 8 years, even if the hold-harmless payments extend beyond the normal transition period. As discussed in section VI.A. of the preamble of this final rule, under § 412.304(c)(2), for cost reporting periods beginning on or after October 1, 2002, we pay a new hospital 85 percent of their reasonable costs during the first 2 years of operation unless it elects to receive payment based on 100 percent of the capital Federal rate. Effective with the third year of

operation, we pay the hospital based on 100 percent of the capital Federal rate (that is, the same methodology used to pay all other hospitals subject to the capital PPS).

### C. Capital Input Price Index

#### 1. Background

Like the operating input price index, the capital input price index (CIPI) is a fixed-weight price index that measures the price changes associated with capital costs during a given year. The CIPI differs from the operating input price index in one important aspect—the CIPI reflects the vintage nature of capital, which is the acquisition and use of capital over time. Capital expenses in any given year are determined by the stock of capital in that year (that is, capital that remains on hand from all current and prior capital acquisitions). An index measuring capital price changes needs to reflect this vintage nature of capital. Therefore, the CIPI was developed to capture the vintage nature of capital by using a weighted-average of past capital purchase prices up to and including the current year.

We periodically update the base year for the operating and capital input prices to reflect the changing composition of inputs for operating and capital expenses. The CIPI was last rebased to FY 1997 in the August 1, 2002 final rule (67 FR 50044).

#### 2. Forecast of the CIPI for FY 2005

Based on the latest forecast by Global Insight, Inc. (first quarter of 2004), we are forecasting the CIPI to increase 0.7 percent in FY 2005. This reflects a projected 1.3 percent increase in vintage-weighted depreciation prices (building and fixed equipment, and movable equipment) and a 2.8 percent increase in other capital expense prices in FY 2005, partially offset by a 2.6 percent decline in vintage-weighted interest expenses in FY 2005. The weighted average of these three factors produces the 0.7 percent increase for the CIPI as a whole in FY 2005.

### IV. Changes to Payment Rates for Excluded Hospitals and Hospital Units: Rate-of-Increase Percentages

As discussed in section VI of the preamble of this final rule, in accordance with section 1886(b)(3)(H)(i) of the Act and effective for cost reporting periods beginning on or after October 1, 2002, payments to existing psychiatric hospitals and units, rehabilitation hospitals and units, and long-term care hospitals excluded from the IPPS are no longer subject to limits on a hospital-specific target amount

(expressed in terms of the inpatient operating cost per discharge) that are set for each hospital, based on the hospital's own historical cost experience trended forward by the applicable rate-of-increase percentages (update factors).

Effective for cost reporting periods beginning on or after October 1, 2002, rehabilitation hospitals and units are paid 100 percent of the IRF PPS Federal rate. Effective for cost reporting periods beginning on or after October 1, 2002, LTCHs also are no longer paid on a reasonable cost basis, but are paid under a LTCH DRG-based PPS. As part of the payment process for LTCHs, we established a 5-year transition period from reasonable cost-based reimbursement to a fully Federal PPS. However, a LTCH may elect to be paid based on 100 percent of the Federal prospective payment rate. We have proposed, but not finalized, an IPF PPS under which psychiatric hospitals and units would no longer be paid on a reasonable cost basis but would be paid on a prospective per diem basis. (68 FR 66920, November 28, 2003)

In accordance with existing §§ 413.40(c)(4)(ii) and (d)(1)(i) and (ii), where applicable, excluded psychiatric hospitals and units continue to be paid on a reasonable cost basis and payments are based on their Medicare inpatient operating costs, not to exceed the ceiling (as defined in § 413.40(a)(3)). In addition, LTCHs that are paid under a blended methodology will have the TEFRA portion subject to the ceiling as well.

Section 1886(b)(7) of the Act had established a payment limitation for new rehabilitation hospitals and units, psychiatric hospitals and units, and long-term care hospitals that first received payment as a hospital or unit excluded from the IPPS on or after October 1, 1997. However, effective for cost reporting periods beginning on or after October 1, 2002, this payment limitation is no longer applicable to new rehabilitation hospitals or units because they are paid 100 percent of the Federal prospective rate under the IRF PPS. Also, for LTCHs that have their cost reporting period beginning on or after October 1, 2002, those new LTCHs are paid based on 100 percent of the fully Federal prospective rate. In contrast, those "new" LTCHs that meet the definition of "new" under § 412.40(f)(2)(ii) and that have their first cost reporting periods beginning on or after October 1, 1997 and before October 1, 2002, may be paid under the LTCH PPS transition methodology. Since those hospitals, by definition, would have been considered new before October 1,

2002, they would have been subject to the updated payment limitation on new hospitals that was published in the FY 2003 IPPS final rule (67 FR 50103). A discussion of how the payment limitation was calculated can be found in the August 29, 1997 final rule with comment period (62 FR 46019); the May 12, 1998 final rule (63 FR 26344); the July 31, 1998 final rule (63 FR 41000); and the July 30, 1999 final rule (64 FR 41529).

The amount of payment for a "new" psychiatric hospital or unit would be determined as follows:

- Under existing § 413.40(f)(2)(ii), for the first 12-month cost reporting periods beginning on or after October 1, 1997, the amount of payment for a new hospital or unit that was not paid as an excluded hospital or unit before October 1, 1997, is the lower of: (1) The hospital's net inpatient operating costs per case; or (2) 110 percent of the national median of the target amounts for the same class of excluded hospitals and units, adjusted for differences in wage levels and updated to the first cost reporting period in which the hospital receives payment. The second 12-month cost reporting period is subject to the same target amount applied to the first cost reporting period.

- In the case of a hospital that received payments under § 413.40(f)(2)(ii) as a newly created hospital or unit, to determine the hospital's or unit's target amount for the hospital's or unit's third 12-month cost reporting period, the payment amount determined under § 413.40(f)(2)(ii)(A) for the preceding cost reporting period is updated to the third cost reporting period.

The amounts included in the following table reflect the updated 110 percent of the national median target amounts of new excluded psychiatric hospitals and units for cost reporting periods beginning during FY 2005. These figures are updated with the most recent data available to reflect the projected market basket increase percentage of 3.3 percent. This projected percentage change in the market basket reflects the average change in the price of goods and services purchased by hospitals to furnish inpatient hospital services (as projected by CMS' Office of the Actuary based on its historical experience with the IPPS). For a new provider, the labor-related share of the target amount is multiplied by the appropriate geographic area wage index, without regard to IPPS reclassifications, and added to the nonlabor-related share in order to determine the per case limit on payment under the statutory

payment methodology for new providers.

Class of excluded hospital or unit	FY 2005 labor-related share	FY 2005 nonlabor-related share
Psychiatric .....	\$7,535	\$2,995

This payment limitation is no longer applicable to new LTCHs that meet the definition of § 412.23(e)(4) because they will be paid 100 percent of the Federal rate. (Section 412.23(e)(4) states that, for purposes of payment under the LTCH PPS, a new LTCH is a provider of inpatient services that meets the qualifying criteria in paragraphs (e)(1) and (e)(2) of this section and, under present or previous ownership (or both), its first cost reporting period as an LTCH begins on or after October 1, 2002). Under the LTCH PPS, new LTCHs are based on 100 percent of the fully Federal prospective rate (they may not participate in the 5-year transition from cost-based reimbursement to prospective payment). In contrast, those "new" LTCHs that meet the definition of "new" under § 413.40(f)(2)(ii) and that have their first cost reporting periods beginning on or after October 1, 1997, and before October 1, 2002, may be paid under the LTCH PPS transition methodology. Because those hospitals, by definition, would have been considered new before October 1, 2002, they would have been subject to the updated payment limitation on new hospitals that was published in the FY 2003 IPPS final rule (67 FR 50103). Under existing regulations at § 413.40(f)(2)(ii), the "new" hospital would be subject to the same cap in its second cost reporting period; this cap would not be updated for the new hospital's second cost reporting year. Thus, because the same cap is to be used for the "new" LTCH's first two cost reporting periods, it is no longer necessary to publish an updated cap.

**V. Payment for Blood Clotting Factor Administered to Hemophilia Inpatients**

In the August 1, 2003 IPPS final rule (68 FR 45487) and in the May 18, 2004 proposed rule (69 FR 28389), we instructed the fiscal intermediaries to use the Single Drug Pricer (SDP) to price blood clotting factors. The SDP payment allowance for blood clotting factors is based on 95 percent of the average wholesale price (AWP). We did not receive any comment on this issue.

Section 303(c) of Public Law 108-173 amended the Act by adding section 1847A, which changed the drug pricing system under Medicare. Beginning in 2005, section 1847A of the Act

establishes a new payment methodology based on average sales price (ASP). The ASP methodology requires that the Medicare payment allowance limit for clotting factors be equal to 106 percent of the weighted average of the lower of the ASP or the wholesale acquisition cost of the products within each HCPCS code. This payment is subject to the Part B deductible and coinsurance requirements.

While these changes will be applied to claims paid by Medicare carriers, for clotting factors furnished to inpatients under this provision, we have decided for FY 2005 to continue using the pricing limits currently in effect. We will evaluate these limits and, if warranted, we will propose a change for public comment in next year's proposed rule.

**VI. Tables**

This section contains the tables referred to throughout the preamble to this final rule and in this Addendum. Tables 1A, 1B, 1C, 1D, 2, 3A<sub>1</sub>, 3A<sub>2</sub>, 3B<sub>1</sub>, 3B<sub>2</sub>, 4A<sub>1</sub>, 4A<sub>2</sub>, 4B<sub>1</sub>, 4B<sub>2</sub>, 4C<sub>1</sub>, 4C<sub>2</sub>, 4D<sub>1</sub>, 4D<sub>2</sub>, 4F<sub>1</sub>, 4F<sub>2</sub>, 4G, 4H, 4J, 5, 6A, 6B, 6C, 6D, 6E, 6F, 6G, 6H, 7A, 7B, 8A, 8B, 9A<sub>1</sub>, 9A<sub>2</sub>, 9B, 10, and 11 are presented below. The tables presented below are as follows:

- Table 1A—National Adjusted Operating Standardized Amounts, Labor/Nonlabor (71.1 Percent Labor Share/28.9 Percent Nonlabor Share If Wage Index Is Greater Than 1)
- Table 1B—National Adjusted Operating Standardized Amounts, Labor/Nonlabor (62 Percent Labor Share/38 Percent Nonlabor Share If Wage Index Is Less Than or Equal To 1)
- Table 1C—Adjusted Operating Standardized Amounts for Puerto Rico, Labor/Nonlabor
- Table 1D—Capital Standard Federal Payment Rate
- Table 2—Hospital Case-Mix Indexes for Discharges Occurring in Federal Fiscal Year 2003; Hospital Average Hourly Wage for Federal Fiscal Years 2003 (1999 Wage Data), 2004 (2000 Wage Data), and 2005 (2001 Wage Data) Wage Indexes and 3-Year Average of Hospital Average Hourly Wages
- Table 3A<sub>1</sub>—FY 2005 and 3-Year Average Hourly Wage for Urban Areas by MSA

- Table 3A<sub>2</sub>—FY 2005 3-Year Average Hourly Wage for Urban Areas by CBSA
- Table 3B<sub>1</sub>—FY 2005 and 3-Year Average Hourly Wage for Rural Areas by MSA
- Table 3B<sub>2</sub>—FY 2005 and 3-Year Average Hourly Wage for Rural Areas by CBSA
- Table 4A<sub>1</sub>—Wage Index and Capital Geographic Adjustment Factor (GAF) for Urban Areas by MSA
- Table 4A<sub>2</sub>—Wage Index and Capital Geographic Adjustment Factor (GAF) for Urban Areas by CBSA
- Table 4B<sub>1</sub>—Wage Index and Capital Geographic Adjustment Factor (GAF) for Rural Areas by MSA
- Table 4B<sub>2</sub>—Wage Index and Capital Geographic Adjustment Factor (GAF) for Rural Areas by CBSA
- Table 4C<sub>1</sub>—Wage Index and Capital Geographic Adjustment Factor (GAF) for Hospitals That Are Reclassified by MSA
- Table 4C<sub>2</sub>—Wage Index and Capital Geographic Adjustment Factor (GAF) for Hospitals That Are Reclassified by CBSA
- Table 4F<sub>1</sub>—Puerto Rico Wage Index and Capital Geographic Adjustment Factor (GAF) by MSA
- Table 4F<sub>2</sub>—Puerto Rico Wage Index and Capital Geographic Adjustment Factor (GAF) by CBSA
- Table 4G—Pre-Reclassified Wage Index for Urban Areas
- Table 4H—Pre-Reclassified Wage Index for Rural Areas
- Table 4J—Wage Index Adjustment for Commuting Hospital Employees (Out-Migration) in Qualifying Counties—FY 2005
- Table 5—List of Diagnosis Related Groups (DRGs), Relative Weighting Factors, Geometric and Arithmetic Mean Length of Stay
- Table 6A—New Diagnosis Codes
- Table 6B—New Procedure Codes
- Table 6C—Invalid Diagnosis Codes
- Table 6D—Invalid Procedure Codes
- Table 6E—Revised Diagnosis Code Titles
- Table 6F—Revised Procedure Code Titles
- Table 6G—Additions to the CC Exclusions List
- Table 6H—Deletions from the CC Exclusions List
- Table 7A—Medicare Prospective Payment System Selected Percentile

Lengths of Stay FY 2003 MedPAR Update March 2004 GROUPER V21.0	Table 9A <sub>1</sub> —Hospital Reclassifications and Redesignations by Individual Hospital by MSA—FY 2005	Adjusted Operating Standardized Payment Amount (Increased to Reflect the Difference Between Costs and Charges) or .75 of One Standard Deviation of Mean Charges by Diagnosis-Related Groups (DRGs)—July 2004
Table 7B—Medicare Prospective Payment System Selected Percentile Lengths of Stay FY 2003 MedPAR Update March 2004 GROUPER V22.0	Table 9A <sub>2</sub> —Hospital Reclassifications and Redesignations by Individual Hospital by CBSA—FY 2005	Table 11—FY 2005 LTC-DRGs, Relative Weights, Geometric Average Length of Stay, and 5/6ths of the Geometric Average Length of Stay
Table 8A—Statewide Average Operating Cost-to-Charge Ratios—July 2004	Table 9B—Hospital Reclassifications and Redesignations by Individual Hospital Under Section 508 of Pub. L. 108-173—FY 2004	BILLING CODE 4120-01-P
Table 8B—Statewide Average Capital Cost-to-Charge Ratios—July 2004	Table 10—Geometric Mean Plus the Lesser of .75 of the National	

**TABLE 1A.--NATIONAL ADJUSTED OPERATING STANDARDIZED AMOUNTS, LABOR/NONLABOR**

(71.1 Percent Labor Share/28.9 Percent Nonlabor Share If Wage Index Greater Than 1)

Full Update (3.3 Percent)		Reduced Update (2.9 Percent)	
Labor-related	Nonlabor-related	Labor-related	Nonlabor-related
\$3,238.73	\$1,316.45	\$3,226.19	\$1,311.35

**TABLE 1B.--NATIONAL ADJUSTED OPERATING STANDARDIZED AMOUNTS, LABOR/NONLABOR**

(62 Percent Labor Share/38 Percent Nonlabor Share If Wage Index Less Than or Equal to 1)

Full Update (3.3 Percent)		Reduced Update (2.9 Percent)	
Labor-related	Nonlabor-related	Labor-related	Nonlabor-related
\$2,824.21	\$1,730.97	\$2,813.27	\$1,724.27

**Table 1C.--ADJUSTED OPERATING STANDARDIZED AMOUNTS FOR PUERTO RICO, LABOR/NONLABOR**

	Rates if Wage Index Greater Than 1		Rates if Wage Index Less Than or Equal to 1	
	Labor	Nonlabor	Labor	Nonlabor
National	\$3,238.73	\$1,316.45	\$2,824.21	\$1,730.97
Puerto Rico	\$1,555.07	\$625.96	\$1,352.24	\$828.79

**TABLE 1D.--CAPITAL STANDARD FEDERAL PAYMENT RATE**

	Rate
National	\$416.63
Puerto Rico	\$199.01



**TABLE 2.--HOSPITAL CASE MIX INDEXES FOR DISCHARGES OCCURRING IN FEDERAL FISCAL YEAR 2003; HOSPITAL FISCAL YEAR 2005 WAGE INDEX; HOSPITAL AVERAGE HOURLY WAGE FOR FEDERAL FISCAL YEARS 2003 (1999 WAGE DATA), 2004 (2000 WAGE DATA), AND 2005 (2001 WAGE DATA) WAGE INDEXES AND 3-YEAR AVERAGE OF HOSPITAL AVERAGE HOURLY WAGES**

Provider Number	Case-Mix Index	FY 2005 Wage Index	Average Hourly Wage FY 2003	Average Hourly Wage FY 2004	Average Hourly Wage FY 2005 <sup>1</sup>	Average Hourly Wage ** (3 yrs)
010001	1.4628	0.7651	17.9841	19.4061	20.6563	19.3592
010004	***	*	20.1613	22.2674	22.7585	21.6609
010005	1.1670	0.9178	19.9733	19.6063	20.4937	20.0290
010006	1.3945	0.7906	18.3931	19.0976	21.0241	19.4984
010007	1.1115	0.7651	16.0781	17.5462	16.8811	16.8364
010008	1.0017	0.8311	19.0182	19.6573	23.8333	20.8947
010009	1.0250	0.8893	19.7273	20.4309	21.6422	20.5897
010010	1.0203	0.8495	17.7348	19.2644	22.3021	19.7359
010011	1.6232	0.9178	24.8922	25.8231	24.8166	25.1564
010012	1.2209	0.7856	20.3375	20.0896	21.7622	20.7424
010015	0.9482	0.7651	19.8205	18.8890	20.4732	19.7680
010016	1.2926	0.9178	20.3175	21.7918	23.0414	21.7886
010018	1.3080	0.9178	19.5519	19.2071	20.5888	19.7714
010019	1.2206	0.7906	17.6414	18.9177	20.1336	18.8827
010021h	1.1834	0.7651	25.3335	17.7596	20.7108	20.6787
010022	0.9284	0.8909	22.1250	22.2267	25.8797	23.4461
010023	1.7445	0.8311	18.4567	20.4901	23.7791	20.7075
010024	1.6395	0.8311	17.3746	18.5942	20.0067	18.6270
010025	1.2124	0.7651	17.4702	19.3649	19.8561	18.8705
010027	0.7657	0.7651	16.5157	14.0975	14.9585	15.1595
010029	1.5338	0.8357	19.3393	20.9868	21.6724	20.7210
010031	***	*	19.2612	21.0176	20.9463	20.4044
010032	0.8718	0.7651	16.3968	16.4713	18.5073	17.1611
010033	2.0723	0.9178	21.9828	24.5088	25.5165	23.9915
010034	0.9857	0.8311	14.9379	14.9333	17.1625	15.6290
010035	1.1993	0.9178	20.7808	21.6182	23.1319	21.8768
010036	1.0902	0.7651	18.7157	19.2501	20.5125	19.4735
010038	1.1714	0.7949	19.6887	18.6578	20.3935	19.6125
010039	1.6404	0.8838	21.3550	23.0339	23.4151	22.6371
010040	1.4871	0.8077	20.4486	20.7779	21.6708	20.9799
010043	0.9615	0.9178	17.3567	19.9012	19.5422	18.9651
010044	1.0238	0.7651	23.4576	25.8560	23.0220	24.0513

Provider Number	Case-Mix Index	FY 2005 Wage Index	Average Hourly Wage FY 2003	Average Hourly Wage FY 2004	Average Hourly Wage FY 2005 <sup>1</sup>	Average Hourly Wage ** (3 yrs)
010045	1.1016	0.8390	18.7569	22.7713	20.5658	20.5841
010046	1.6184	0.8077	18.8741	19.6754	20.8935	19.9036
010047	0.9117	0.7651	13.4130	16.1695	19.5937	16.1765
010049	1.1141	0.7651	16.3349	16.2973	17.7801	16.8074
010050	1.0486	0.9178	20.3028	20.7398	21.5625	20.8933
010051	0.8803	0.8339	12.3280	14.3006	14.7053	13.7722
010052	0.8896	0.7651	19.8289	11.9019	21.3673	16.4899
010053	1.0729	0.7651	15.4156	17.3238	17.4160	16.7020
010054	1.0491	0.8893	20.9656	20.6382	23.1894	21.5890
010055	1.4918	0.7651	19.5667	18.9664	19.1847	19.2296
010056	1.4717	0.9178	20.5645	21.1104	22.7183	21.5191
010058	0.8823	0.9157	16.1265	17.7800	20.3182	17.9980
010059	1.0548	0.8893	19.1270	20.5534	23.6963	21.1230
010061	1.0168	0.7651	18.5320	17.0447	20.5683	18.6485
010062	1.0883	0.7651	16.9721	17.1786	18.1323	17.4330
010064	1.7161	0.9178	20.5650	22.2280	25.4345	22.4456
010065	1.3846	0.8070	17.0557	17.2698	20.0108	18.1438
010066	0.8112	0.7651	14.8904	14.8696	17.0935	15.6113
010068	1.2149	0.9178	23.4322	18.3308	17.5690	20.1824
010069	1.0378	0.7651	15.4497	17.0957	19.6317	17.4477
010072	1.1030	0.7949	16.5652	18.8807	21.5419	18.9501
010073	0.9193	0.7651	13.5594	14.9826	16.4043	14.9376
010078	1.2359	0.7949	18.5127	20.1447	21.0633	19.8889
010079	1.1543	0.8838	17.1612	20.7401	20.4254	19.3330
010083h	1.2127	0.7997	18.4282	19.8524	20.2166	19.4500
010084	1.5436	0.9178	19.8773	21.6522	22.5219	21.4099
010085	1.2555	0.8893	21.5860	22.5282	23.7007	22.6206
010086	1.0352	0.7651	16.8886	18.0122	19.4332	18.0635
010087	1.8181	0.7997	18.7915	19.7620	21.6226	20.0048
010089	1.2094	0.9157	19.5241	19.5783	22.2508	20.4322
010090	1.6804	0.7997	19.5635	20.0287	21.4322	20.3544
010091	0.9701	0.7651	17.1775	17.4672	19.4222	18.0426
010092	1.4402	0.8390	18.5478	19.9351	22.0709	20.1834
010095	0.8396	0.8339	12.3064	12.5243	13.4426	12.7704
010097	0.7691	0.8311	14.2675	15.1593	17.1735	15.4853
010098	0.9776	0.7651	15.5763	15.1629	19.6717	16.5274
010099	1.0663	0.7651	15.9232	16.3307	18.1849	16.8379
010100h	1.5256	0.7997	18.3755	19.8146	20.0027	19.4279

Provider Number	Case-Mix Index	FY 2005 Wage Index	Average Hourly Wage FY 2003	Average Hourly Wage FY 2004	Average Hourly Wage FY 2005 <sup>1</sup>	Average Hourly Wage ** (3 yrs)
010101	1.1213	0.7949	18.9525	19.0718	21.0085	19.6864
010102	0.9256	0.7651	15.7778	16.4637	19.9196	17.3540
010103	1.7993	0.9178	22.0802	22.5709	24.2201	22.9368
010104	1.6744	0.9178	21.9457	20.9391	24.1929	22.2745
010108	1.1065	0.8311	19.1596	20.7787	23.7803	21.1826
010109	0.9816	0.7651	15.9627	18.2235	21.7128	18.5994
010110	0.7468	0.7651	15.5817	16.0015	19.2706	17.3294
010112	0.9609	0.7651	15.6041	17.9243	17.2963	16.8980
010113	1.6569	0.7997	18.2774	19.4106	20.4181	19.3908
010114	1.3468	0.9178	19.3772	20.1763	21.5319	20.3330
010115	0.8452	0.7651	15.3510	15.7872	17.5985	16.2135
010118	1.2575	0.8311	17.4621	19.5302	18.8560	18.5514
010119	***	*	19.5163	20.5245	21.8215	20.6281
010120	0.9950	0.7997	18.9975	19.4368	20.5855	19.6680
010121	***	*	15.2345	17.1640	17.0329	16.5712
010125	1.0374	0.7651	16.5117	16.8622	16.8419	16.7415
010126	1.0882	0.8311	19.5933	19.9647	23.1856	20.9538
010128	0.8524	0.7651	16.6898	14.7646	17.9354	16.3915
010129h	1.0610	0.7997	16.7609	16.4905	18.7821	17.4262
010130	0.9761	0.9178	17.4614	18.7190	18.4944	18.2496
010131	1.2915	0.8838	19.0492	22.9969	24.2197	22.1728
010134	0.8697	*	18.5178	17.7717	*	*
010137	1.2445	0.9178	21.3573	28.9402	29.7665	26.1994
010138	0.7579	0.7651	14.1368	14.2025	13.5082	13.9815
010139	1.5044	0.9178	20.5708	22.8390	24.9410	22.7783
010143	1.1936	0.9178	18.9084	20.5639	22.1312	20.5538
010144	1.5383	0.7997	18.8272	19.1497	20.6425	19.5545
010145	1.2420	0.8390	20.8157	22.1394	23.1976	22.0834
010146	1.0689	0.7949	18.3666	21.3083	19.9944	19.8782
010148	0.8709	0.7651	18.4590	17.6829	18.5309	18.2453
010149	1.2944	0.8311	19.0199	21.0086	23.1593	20.9862
010150	1.0639	0.8357	19.4819	21.2360	20.6738	20.4784
010152	1.3146	0.7997	19.8990	21.6038	22.1626	21.2042
010155	***	*	13.6137	*	*	*
010157	1.1366	0.7906	17.7373	19.6977	21.3574	19.5828
010158	1.0915	0.8893	18.6052	18.5464	22.4440	19.7809
010159	***	*	19.3950	*	*	*
010161	***	*	*	*	27.5119	*

Provider Number	Case-Mix Index	FY 2005 Wage Index	Average Hourly Wage FY 2003	Average Hourly Wage FY 2004	Average Hourly Wage FY 2005 <sup>1</sup>	Average Hourly Wage ** (3 yrs)
020001	1.7071	1.2164	28.6530	30.1452	31.6091	30.2393
020002	***	*	28.2758	*	*	*
020004	1.2047	1.1733	29.2351	27.3516	29.9926	28.8392
020005	0.8979	*	35.0860	32.7936	*	*
020006	1.1674	1.2164	33.0843	31.2673	33.4210	32.5617
020007	***	*	27.7271	*	*	*
020008	1.2534	1.3119	31.8877	33.4543	34.5856	33.3645
020009	***	*	18.5594	*	*	*
020010	0.9035	*	23.7276	20.7929	*	*
020011	***	*	27.5062	*	*	*
020012	1.3522	1.1733	26.7586	27.9955	29.3419	28.1074
020013	0.9687	*	29.5647	30.6423	*	*
020014	1.1194	1.1733	27.7870	29.6805	32.1233	29.9193
020017	1.8770	1.2164	28.8753	30.3017	32.9281	30.7977
020024	1.0782	1.1733	25.5933	28.0930	27.9799	27.2883
020025	***	*	29.4374	*	*	*
030001	1.2134	0.9985	22.8996	25.7513	27.7572	25.2939
030002	1.9953	0.9985	23.1450	25.6038	27.9628	25.6016
030003	***	*	23.9850	22.1436	*	*
030004	1.0093	*	13.8452	*	*	*
030006	1.6635	0.9047	20.5019	23.2881	24.0169	22.4651
030007	1.3947	1.0564	22.2473	26.1551	26.9442	25.2403
030009	1.1142	0.9047	19.1258	19.9131	21.4065	20.1252
030010	1.3878	0.9047	19.8496	20.7204	22.8647	21.1646
030011	1.4758	0.9047	19.8141	21.0028	22.8422	21.2114
030012	1.2790	0.9985	21.1099	24.2366	25.5205	23.8026
030013	1.3507	0.9047	19.9517	21.9766	23.5229	21.8802
030014	1.4627	0.9985	20.3017	23.3663	25.1189	22.9571
030016	1.3052	0.9985	22.2526	24.3380	27.1583	24.6799
030017	1.6980	0.9985	23.1702	21.8792	24.4055	23.1546
030018	1.1998	0.9985	21.8067	24.9216	24.4308	23.7395
030019	1.1887	0.9985	22.0341	23.2973	28.4917	24.3829
030022	1.6736	0.9985	22.3351	24.9941	25.1461	24.2980
030023	1.6129	1.0777	25.4626	28.6627	28.4112	27.6224
030024	2.1141	0.9985	23.7663	26.7641	28.3470	26.1920
030025	***	*	20.2690	*	*	*
030027	0.9766	0.9047	18.5500	19.4583	21.0527	19.7088
030030	1.5804	0.9985	23.1280	25.2425	24.6005	24.2281

Provider Number	Case-Mix Index	FY 2005 Wage Index	Average Hourly Wage FY 2003	Average Hourly Wage FY 2004	Average Hourly Wage FY 2005 <sup>1</sup>	Average Hourly Wage ** (3 yrs)
030033	1.2643	1.0564	20.3034	26.3814	26.6009	24.3844
030034	***	*	19.5578	*	*	*
030035	***	*	20.5339	*	*	*
030036	1.2000	0.9985	22.2690	24.9432	26.5708	24.6324
030037	2.1363	0.9985	23.7325	23.0542	30.3907	25.3379
030038	1.6005	0.9985	23.4477	25.2632	26.5178	25.1009
030040	0.8710	0.9047	19.3707	21.2717	22.5130	21.0352
030041	***	*	18.4749	*	*	*
030043	1.2791	0.9047	20.5653	23.5172	26.0825	23.4414
030044	0.9557	0.9047	18.6781	21.9503	19.5714	19.9272
030047	***	*	22.7385	*	*	*
030049	***	*	19.7315	*	*	*
030054	***	*	15.7974	*	*	*
030055h	1.3097	1.1345	20.8373	22.8612	23.1837	22.3625
030059	***	*	27.3929	*	24.7676	*
030060	1.1863	0.9047	19.5021	21.7685	22.3551	21.2224
030061	1.6178	0.9985	21.1013	22.9706	23.4722	22.5411
030062	1.1997	0.9047	19.2670	21.1639	21.9849	20.8320
030064	1.8861	0.9047	21.6435	22.8009	24.6732	23.0238
030065	1.6009	0.9985	22.2846	24.6064	25.6738	24.2585
030067	0.9665	0.9047	17.6414	18.4003	19.1332	18.3489
030068	1.0854	0.9047	18.9718	19.7097	19.7030	19.4968
030069h	1.3534	1.1345	23.4903	24.5432	25.6243	24.5990
030080	1.4335	0.9047	21.2299	22.8953	24.3573	22.8911
030083	1.3118	0.9985	23.5049	24.3273	24.9269	24.2989
030085	1.5587	0.9047	21.6542	21.8196	23.2070	22.2934
030087	1.5889	0.9985	23.1339	25.6351	26.3878	25.1083
030088	1.3864	0.9985	21.4491	23.5761	23.2478	22.8032
030089	1.5208	0.9985	22.0850	24.5055	26.2166	24.3651
030092	1.4203	0.9985	19.6625	24.0515	25.4127	23.2498
030093	1.2658	0.9985	21.7195	23.2485	23.5623	22.9162
030094	1.3193	0.9985	21.8049	24.5992	26.9985	24.3985
030095	***	*	20.5222	*	*	*
030099	0.9046	0.9047	19.8092	20.3310	26.7996	22.1687
030100	1.9561	0.9047	23.5868	27.6299	*	*
030101h	1.3419	1.1345	21.1029	23.7661	25.0077	23.1660
030102	2.4891	0.9985	21.5405	27.9419	*	*
030103	1.6329	0.9985	28.9308	29.1105	28.2832	28.7420

Provider Number	Case-Mix Index	FY 2005 Wage Index	Average Hourly Wage FY 2003	Average Hourly Wage FY 2004	Average Hourly Wage FY 2005 <sup>1</sup>	Average Hourly Wage ** (3 yrs)
030104	***	*	32.8669	34.6028	*	*
030105	2.6154	0.9985	*	*	27.6900	*
030106	2.3713	0.9985	*	*	30.4791	*
040001	1.0995	0.8670	16.3882	18.7141	23.1475	19.5432
040002	1.1706	0.7581	16.1353	18.0776	19.3429	17.8255
040003	1.0866	0.7581	15.5186	16.3918	18.5000	16.7495
040004	1.5912	0.8670	19.0105	21.2335	23.3504	21.3232
040005	***	*	16.5465	*	*	*
040007	1.5795	0.8840	22.5319	23.3992	23.4565	23.1106
040008	***	*	20.2122	*	*	*
040010	1.4170	0.8670	19.8251	20.7114	22.0984	20.8951
040011	0.9733	0.7581	17.1337	18.8346	19.0319	18.5339
040014	1.2952	0.8840	19.3996	22.4970	24.0846	21.9495
040015	0.9850	0.7581	17.9601	18.8513	18.0793	18.2951
040016	1.6960	0.8840	19.8087	21.2198	22.7219	21.2351
040017	1.1121	0.8267	16.5648	17.7545	19.4365	17.8909
040018	1.0668	0.8310	18.8203	22.0408	23.8515	21.6003
040019	1.1459	0.8887	21.0465	21.1711	21.5316	21.2611
040020	1.5207	0.8887	17.6056	18.6419	20.9136	19.0968
040021	1.1647	0.8840	21.3321	23.5620	24.7771	23.3281
040022	1.5752	0.8670	19.2393	21.4194	23.7462	21.2573
040024	1.0407	0.7581	17.1507	17.5750	20.1101	18.3059
040025	***	*	14.8070	*	*	*
040026	1.5991	0.9268	21.0143	22.7699	24.3053	22.7334
040027	1.3854	0.8267	17.7161	19.3388	19.9348	18.9814
040028	***	*	15.2850	*	*	*
040029	1.5039	0.8840	22.5094	22.1882	22.8770	22.5261
040030	***	*	16.5488	*	*	*
040032	0.9642	*	13.8013	16.2781	18.5171	16.1503
040035	0.8922	0.7581	11.0611	11.8237	13.4265	12.0575
040036	1.5023	0.8840	21.1066	21.6742	24.2851	22.3500
040037	***	*	15.4985	*	*	*
040039	1.2725	0.7581	15.2811	15.9673	17.7976	16.3796
040040	***	*	19.6705	*	*	*
040041	1.1707	0.8840	17.7783	20.4646	22.0188	20.0911
040042	1.3102	0.9231	16.6875	16.2285	18.9550	17.2476
040044	***	*	17.1869	*	*	*
040045	0.9625	0.8390	16.6648	19.5572	18.7952	18.2593

Provider Number	Case-Mix Index	FY 2005 Wage Index	Average Hourly Wage FY 2003	Average Hourly Wage FY 2004	Average Hourly Wage FY 2005 <sup>1</sup>	Average Hourly Wage ** (3 yrs)
040047	1.0548	0.8026	18.6295	21.6323	21.5334	20.6477
040050	1.1094	0.7581	14.2087	15.1428	15.4782	14.9341
040051	1.0272	0.7581	18.2152	17.6964	18.8943	18.2885
040053	0.9972	0.7581	14.1508	19.2586	20.8153	17.5782
040054	1.0424	0.7581	16.5217	16.5573	16.7370	16.6038
040055	1.4787	0.8310	17.4236	19.7336	22.2237	19.7620
040058	***	*	19.3124	*	*	*
040060	***	*	15.4220	*	*	*
040062	1.5584	0.8310	19.4255	21.9336	21.6403	20.9790
040064	***	*	13.3479	*	*	*
040066	1.0431	0.8840	19.5619	21.7766	23.4616	21.6179
040067	1.0538	0.7581	15.0081	16.0516	15.1441	15.3964
040069	1.1116	0.8887	18.9754	20.5968	21.7607	20.4611
040070	1.0039	*	18.6066	*	*	*
040071	1.5333	0.8726	18.4956	19.4324	22.9350	20.2395
040072	1.0808	0.8840	21.3320	19.3079	20.8269	20.4867
040074	1.1335	0.8840	20.8465	22.0800	22.6147	21.8283
040075	0.9844	0.8670	14.6681	15.7875	16.2583	15.5643
040076	1.0126	0.8840	21.8010	23.5947	21.0442	22.0817
040077	0.9878	0.7581	14.7230	16.7832	18.3261	16.5572
040078	1.5293	0.9249	19.6363	21.4854	24.4589	21.9124
040080	0.9910	0.8229	22.8154	18.4470	21.3483	20.6735
040081	0.8328	0.7581	12.4797	13.2797	13.7148	13.1618
040082	***	*	16.4840	*	*	*
040084	1.1179	0.8840	18.3410	20.1163	22.6441	20.4399
040085	0.9985	0.7581	14.1782	15.5811	18.0756	15.8198
040088	1.3499	0.8955	18.3159	20.0032	21.2974	19.8367
040090	***	*	16.6619	*	*	*
040091	1.2814	0.8440	20.2904	20.6688	23.0252	21.3255
040093	***	*	14.7132	*	*	*
040100	1.3423	0.7740	17.0271	17.8889	19.3560	18.1847
040105	1.0320	0.7581	14.8936	15.4697	15.8171	15.4079
040106	***	*	19.0936	*	*	*
040107	0.9113	*	20.6852	17.6695	*	*
040109	1.1431	0.7581	16.2496	17.1706	18.8624	17.4430
040114	1.7775	0.8840	21.3826	21.6849	23.5628	22.2116
040118	1.4221	0.8229	19.6248	21.7913	24.2547	22.0146
040119	1.3583	0.8840	18.6028	19.9013	20.1631	19.5668

Provider Number	Case-Mix Index	FY 2005 Wage Index	Average Hourly Wage FY 2003	Average Hourly Wage FY 2004	Average Hourly Wage FY 2005 <sup>1</sup>	Average Hourly Wage ** (3 yrs)
040126	0.8714	0.7581	16.3391	13.3832	12.5944	13.8589
040132	***	*	24.6947	29.2343	36.5525	30.3513
040134	2.4517	0.8840	22.1291	24.4646	*	*
040136	***	*	21.4138	*	*	*
040137	1.1769	0.8840	*	24.7813	23.4672	*
040138	1.1841	0.8670	*	22.3523	23.3615	*
040140	***	*	*	*	25.1224	*
050002	1.4035	1.5338	30.2629	30.9729	31.9709	31.0784
050006	1.5602	1.0422	22.4890	25.4604	27.6176	25.4669
050007	1.4877	1.4694	31.6270	34.1406	37.5804	34.4787
050008	1.3667	1.4726	28.2021	32.4067	36.9371	32.5714
050009	1.8839	1.3655	28.3021	30.2740	35.5384	31.4470
050013	2.0261	1.3655	27.2552	29.8401	31.7637	29.6455
050014	1.1627	1.1756	25.1664	27.7646	29.5726	27.5073
050015	1.2392	1.0422	28.2204	27.5652	30.1398	28.6270
050016	1.1481	1.1115	22.7014	25.5508	25.5735	24.6660
050017	2.0023	1.1756	25.7403	28.4911	30.5863	28.2416
050018	1.1589	1.1742	16.5909	17.9621	20.3179	18.3521
050022	1.5791	1.0979	26.2574	28.1312	28.2773	27.6284
050024	1.1174	1.1260	21.5230	25.1425	26.9378	24.7268
050025	1.7773	1.1260	26.0161	29.8262	31.7242	29.2573
050026	1.5392	1.1260	23.4651	24.2564	26.6406	24.8828
050028	1.2246	1.0422	17.9421	18.7866	21.5448	19.5088
050029	***	*	26.6783	30.2538	34.3934	29.9982
050030	1.2557	1.0546	21.8639	21.9251	22.9148	22.2387
050032	***	*	24.4176	28.8046	*	*
050033	***	*	31.1768	*	*	*
050036	1.6468	1.0422	24.8017	25.3885	27.4915	25.9272
050038	1.5562	1.4723	32.1757	36.1619	35.0441	34.5289
050039	1.5373	1.0546	23.8478	26.8993	29.8179	26.9395
050040	1.1781	1.1742	30.1153	30.7426	31.8983	30.9709
050042	1.2538	1.1709	25.4903	27.6765	29.8062	27.6641
050043	1.5672	1.5338	38.8988	37.3217	39.6054	38.6251
050045	1.1878	1.0422	21.0356	22.1691	22.7051	21.9490
050046	1.1542	1.1742	25.3067	25.5490	25.2786	25.3770
050047	1.6483	1.4726	31.6959	34.4427	39.3993	35.3295
050051	***	*	17.9266	*	*	*
050054	1.1778	1.0979	19.2395	21.3495	27.1437	22.2812



Provider Number	Case-Mix Index	FY 2005 Wage Index	Average Hourly Wage FY 2003	Average Hourly Wage FY 2004	Average Hourly Wage FY 2005 <sup>1</sup>	Average Hourly Wage ** (3 yrs)
050055	1.2232	1.4726	32.0923	36.1182	36.9386	35.0923
050056	1.4087	1.1742	24.7994	27.1458	29.4829	27.2030
050057	1.6159	1.0422	22.2584	24.2759	26.2099	24.3476
050058	1.5844	1.1742	24.8366	25.9389	27.3584	26.0730
050060	1.5647	1.0648	21.9971	22.9491	26.5515	23.9483
050061	1.5036	1.0757	23.9906	25.3042	*	*
050063	1.3802	1.1742	25.5798	28.6093	32.0515	28.7954
050065	1.8252	1.1730	27.6677	28.8369	33.8223	30.2555
050066	***	*	26.3920	*	*	*
050067	1.2271	1.1993	22.1250	27.8867	29.6982	25.7491
050068	***	*	19.2325	21.9031	*	*
050069	1.5827	1.1730	25.8560	27.2744	28.6752	27.2574
050070	1.2693	1.4694	36.4136	39.5178	40.5645	38.9110
050071	1.2117	1.5338	36.4834	40.1344	41.1036	39.3177
050072	1.3637	1.5338	36.1146	39.2529	40.8108	38.8556
050073	1.2998	1.5338	36.1054	38.6763	41.3430	38.8513
050075	1.2462	1.5338	37.8104	40.2265	43.7101	40.7734
050076	2.0695	1.5338	37.0415	40.8075	43.0845	40.3198
050077	1.6248	1.1260	25.3481	27.1234	29.6264	27.3341
050078	1.2394	1.1742	23.0613	24.1091	25.6814	24.3042
050079	1.5268	1.5338	36.5455	38.8981	42.7385	39.7417
050082	1.7403	1.1742	23.7718	27.5022	28.9139	26.6018
050084	1.5700	1.1138	25.1155	26.0607	28.2664	26.5592
050088	0.8219	1.1115	25.2282	27.1103	26.4093	26.2305
050089	1.3284	1.0979	23.4120	24.7857	29.4884	25.8460
050090	1.2937	1.3246	25.4545	27.4193	31.1774	27.9574
050091	1.1092	1.1742	26.6463	29.2522	30.1534	28.7339
050092	***	*	17.1883	*	*	*
050093	1.5357	1.0648	27.2048	29.2642	31.1083	29.2944
050095	***	*	29.2228	*	*	*
050096	1.3911	1.1742	22.5034	23.0525	24.2277	23.1998
050097	***	*	24.2548	24.6726	26.6788	25.1549
050099	1.5024	1.0979	26.2363	27.1282	28.7711	27.4160
050100	1.7732	1.1260	23.9877	25.6798	28.0303	25.8976
050101	1.3660	1.4269	33.1232	32.9866	35.4655	33.8972
050102	1.2746	1.0979	22.6741	25.5763	24.9381	24.3305
050103	1.4671	1.1742	23.5946	27.8079	28.7375	26.6551
050104	1.3878	1.1742	27.3260	26.1592	29.1240	27.5138

Provider Number	Case-Mix Index	FY 2005 Wage Index	Average Hourly Wage FY 2003	Average Hourly Wage FY 2004	Average Hourly Wage FY 2005 <sup>1</sup>	Average Hourly Wage ** (3 yrs)
050107	1.3797	1.0757	22.2745	22.6900	27.6002	24.3549
050108	1.9362	1.1756	25.6983	28.5244	31.4271	28.5322
050110	1.2765	1.0757	21.3399	21.9297	20.0769	21.0071
050111	1.2334	1.1742	21.0813	23.7715	26.6345	23.8200
050112	1.5086	1.1742	29.1268	31.9797	34.0258	31.8161
050113	1.3060	1.4694	32.4493	32.6932	34.2851	33.1750
050114	1.3403	1.1742	27.6486	28.1938	29.2858	28.4022
050115	1.5361	1.1260	24.3748	24.1481	27.5207	25.3681
050116	1.6038	1.1742	27.0331	28.2924	28.8193	28.0729
050117	1.3507	1.0989	23.0697	24.7555	28.2227	25.4459
050118	1.1585	1.1138	24.9094	28.9358	33.0650	29.1714
050121	1.3693	1.0422	18.8430	25.0858	25.5962	22.9069
050122	1.5514	1.1138	26.9048	29.1534	29.7629	28.6276
050124	1.2888	1.1742	23.9379	23.0843	26.7065	24.5798
050125	1.3386	1.4723	33.3290	35.6573	40.9218	36.7497
050126	1.3579	1.1742	26.9718	27.7126	29.6203	28.1272
050127	1.3493	1.1683	20.5928	21.8719	23.6208	21.9780
050128	1.5056	1.1260	26.2519	28.7668	28.3278	27.7857
050129	1.8088	1.0979	23.7432	25.2780	27.8488	25.6046
050131	1.2137	1.4694	33.0979	37.7845	38.6834	36.6672
050132	1.3799	1.1742	24.1582	27.8805	29.4317	27.1434
050133	1.4609	1.0597	23.9479	25.1948	27.6030	25.6990
050135	0.9452	1.1742	23.2750	*	24.9415	*
050136	1.2420	1.3246	28.0754	31.6146	35.2834	31.6860
050137	1.3008	1.1742	33.7489	35.0503	36.5409	35.0951
050138	1.9011	1.1742	40.8913	43.0858	43.8671	42.6456
050139	1.2215	1.1742	35.1492	33.8749	35.1013	34.7094
050140	1.4016	1.0979	36.7096	36.1708	37.5473	36.8236
050144	1.4257	1.1742	29.8983	30.3679	32.4042	30.9480
050145	1.2869	1.3820	37.5003	37.5722	39.5676	38.2547
050148	1.0800	1.0422	21.1621	17.3908	24.7063	20.7433
050149	1.5371	1.1742	25.8880	28.0500	30.1596	27.8848
050150	1.1778	1.1756	25.9494	26.7728	31.5333	28.0206
050152	1.3802	1.4726	34.5096	34.5694	40.3464	36.6036
050153	1.5765	1.4723	33.3333	34.5870	40.4446	36.0526
050155	1.0420	1.1742	23.2119	21.2068	21.8829	22.1262
050158	1.2971	1.1742	28.9764	30.6598	33.6400	31.2133
050159	1.2630	1.1742	26.6140	27.4051	30.8069	28.2926

Provider Number	Case-Mix Index	FY 2005 Wage Index	Average Hourly Wage FY 2003	Average Hourly Wage FY 2004	Average Hourly Wage FY 2005 <sup>1</sup>	Average Hourly Wage ** (3 yrs)
050167	1.3398	1.1138	21.9596	23.2022	25.9850	23.7818
050168	1.6823	1.1730	27.1971	27.5313	30.8036	28.4978
050169	1.4020	1.1742	24.7737	25.6896	26.2864	25.5983
050170	***	*	27.7692	29.4075	*	*
050172	1.2746	1.0422	22.0400	24.5849	27.1497	24.5792
050173	1.1982	1.1730	*	27.7070	27.6097	*
050174	1.7598	1.3655	31.6888	33.5204	36.3117	34.0156
050175	1.3022	1.1742	26.0146	26.9627	31.5615	28.1510
050177	1.2200	1.1742	22.5039	23.1575	24.7531	23.4567
050179	1.1785	1.1993	22.8941	23.0583	25.8072	23.9667
050180	1.6065	1.5338	34.0900	36.9905	40.8101	37.3796
050186	***	*	25.0791	27.6638	*	*
050188	1.3376	1.4723	30.6007	34.1503	39.3507	34.8263
050189	0.9822	1.3820	28.3295	32.3513	20.0709	25.6362
050191	1.5115	1.1742	29.4162	28.1689	*	*
050192	1.0034	1.0422	19.0400	19.5327	21.2448	19.9850
050193	1.1550	1.1730	25.5293	24.6307	30.7341	26.9959
050194	1.2811	1.4759	28.5389	28.1413	38.6750	31.6195
050195	1.4801	1.5338	39.1617	42.1735	43.9696	41.8230
050196	1.1320	1.0422	19.4304	20.7257	25.2168	21.6072
050197	1.9489	1.4694	34.6878	*	40.8832	*
050204	1.4387	1.1742	23.0192	24.9458	25.2512	24.4720
050205	1.2592	1.1742	24.1275	25.2841	28.0504	25.8192
050207	1.3222	1.0422	23.7774	25.1863	27.0216	25.3211
050211	1.2909	1.5338	33.2481	34.3396	38.3319	35.2596
050214	1.4703	1.1742	21.1480	22.4773	24.4785	22.6170
050215	1.6874	1.4723	31.6895	36.6063	41.6886	36.6088
050217	1.2167	1.0422	21.3026	22.2055	23.6286	22.3914
050219	1.0843	1.1742	21.7637	21.8649	22.9226	22.2450
050222	1.6931	1.1260	23.0670	25.2922	26.3882	24.9615
050224	1.7014	1.1730	24.8431	26.2108	26.7916	26.0048
050225	1.4137	1.0546	22.0981	25.0219	29.5184	25.5541
050226	1.5534	1.1730	26.1959	26.0826	29.2259	27.1921
050228	1.3658	1.5338	36.0632	38.6751	40.1362	38.2963
050230	1.3563	1.1730	26.7963	30.0380	34.1417	30.4321
050231	1.6282	1.1742	27.4697	27.8896	30.1298	28.5338
050232	1.4661	1.1115	25.8640	25.3439	24.4383	25.1909
050234	1.1504	1.1260	25.0104	24.0754	29.2421	25.9702

Provider Number	Case-Mix Index	FY 2005 Wage Index	Average Hourly Wage FY 2003	Average Hourly Wage FY 2004	Average Hourly Wage FY 2005 <sup>1</sup>	Average Hourly Wage ** (3 yrs)
050235	1.5715	1.1742	26.0323	27.2838	27.8965	27.0815
050236	1.3305	1.1742	27.7406	27.0687	28.1969	27.6512
050238	1.4768	1.1742	25.1796	26.0312	29.1481	26.8188
050239	1.6086	1.1742	24.9469	27.0866	28.2327	26.8433
050240	1.6546	1.1742	28.8910	32.8542	35.2284	32.6305
050242	1.3998	1.4759	33.5646	34.4412	39.7629	35.9654
050243	1.5892	1.0979	26.0256	28.5626	31.8153	28.8813
050245	1.3235	1.0979	24.6092	25.7585	27.0949	25.8577
050248	1.0760	1.3820	28.4413	29.1192	31.6240	29.7919
050251	0.9414	1.0446	27.9530	24.4552	26.5021	26.1432
050253	0.8940	1.1730	21.0399	23.9246	22.2450	22.4112
050254	1.1655	1.1756	22.3414	23.3358	24.1512	23.3225
050256	1.7636	1.1742	25.1104	26.8618	28.4728	26.8599
050257	0.9838	1.0422	15.6379	17.4909	20.8367	18.0051
050260	***	*	30.1623	*	*	*
050261	1.2647	1.0422	19.4649	21.4693	25.3005	22.0287
050262	1.9550	1.1742	30.8866	33.0425	36.1162	33.3924
050264	1.3440	1.5338	33.2270	37.4742	41.3478	37.1652
050267	***	*	27.8394	26.6558	26.7060	27.0912
050270	1.2834	1.1260	26.4092	27.9871	30.0540	28.2704
050272	1.4246	1.0979	23.3443	24.0921	25.9103	24.4736
050276	1.2460	1.5338	34.0633	34.7422	41.2251	36.8082
050277	1.2564	1.1742	23.6065	35.6323	35.8246	32.0771
050278	1.5387	1.1742	24.9699	26.0331	28.0351	26.3900
050279	1.2703	1.0979	22.2776	23.5145	25.5299	23.7872
050280	1.6777	1.1830	26.3392	28.5504	30.6723	28.5663
050281	1.4351	1.1742	25.2698	25.7832	26.2623	25.8272
050282	***	*	26.4698	*	*	*
050283	1.5681	1.5338	32.3270	35.1831	38.5600	35.4742
050286	***	*	20.6190	19.7352	19.4973	19.9061
050289	1.5984	1.4694	32.2125	34.9645	38.6875	35.2956
050290	1.6311	1.1742	31.5000	31.9510	32.6388	32.0351
050291	1.7489	1.3246	30.9334	28.3451	29.6162	29.5747
050292	1.0285	1.0979	21.4357	27.6114	27.0775	25.2754
050293	***	*	17.1935	*	*	*
050295	1.5630	1.0422	25.4405	25.4332	31.5960	27.0241
050296	1.1549	1.4723	30.0984	33.5948	34.9952	32.9186
050298	1.1253	1.0979	22.4000	26.1707	25.8232	24.7510

Provider Number	Case-Mix Index	FY 2005 Wage Index	Average Hourly Wage FY 2003	Average Hourly Wage FY 2004	Average Hourly Wage FY 2005 <sup>1</sup>	Average Hourly Wage ** (3 yrs)
050299	1.3307	1.1742	24.6751	26.9870	27.7535	26.5352
050300	1.6002	1.0979	26.0298	26.3182	28.3862	26.9438
050301	1.2424	1.0422	24.7987	25.7167	28.5769	26.4086
050305	1.4704	1.5338	36.6981	38.7597	40.9978	38.8596
050308	1.4367	1.4723	30.3887	31.6790	38.0564	33.4068
050309	1.3856	1.1756	25.5221	25.5367	28.9181	26.7014
050312	1.6034	1.1830	26.0172	28.2557	32.6846	29.2299
050313	1.1710	1.1138	28.9125	25.3372	27.5321	27.1784
050315	1.4110	1.0422	22.5906	23.6638	26.1224	24.1843
050320	1.2867	1.5338	31.6571	31.4570	36.3252	33.3109
050324	1.9545	1.1260	26.8313	28.4931	30.9958	28.8746
050325	1.2761	1.1993	22.6352	26.6325	30.2280	26.1975
050327	1.6411	1.0979	31.1527	33.0549	29.8327	31.2216
050329	1.3055	1.0979	24.2134	26.6341	26.8021	25.9438
050331	1.2629	1.3246	25.2110	21.5193	20.9847	22.6062
050333	1.1237	1.0422	14.1808	15.6929	15.3119	15.0561
050334	1.7059	1.3820	34.3956	37.2336	38.7635	36.8622
050335	1.4820	1.0601	22.9335	24.9274	27.4046	25.1372
050336	1.2582	1.1138	22.0202	23.2687	25.3062	23.5022
050342	1.1848	1.0422	22.4510	23.0282	24.7654	23.4399
050348	1.6467	1.1730	29.3364	28.9864	33.2676	30.6134
050349	0.9532	1.0422	15.4536	15.6043	16.9251	15.9684
050350	1.3278	1.1742	27.2368	27.2573	29.4262	27.9426
050351	1.4875	1.1742	25.2436	27.4042	29.3082	27.4273
050352	1.2212	1.1756	27.7489	32.6572	24.2931	27.8949
050353	1.5494	1.1742	24.1009	25.4309	26.6332	25.4247
050355	0.8275	1.0422	41.4707	*	11.2498	*
050357	1.3323	1.0757	24.3540	25.2126	26.7265	25.4355
050359	1.1560	1.0422	19.7653	22.9175	23.6030	22.1297
050360	1.4100	1.4694	33.3592	35.9032	38.8658	36.1674
050366	1.1521	1.0422	22.0442	23.4696	25.7692	23.8612
050367	1.3959	1.4269	31.7487	32.6760	34.4959	33.0088
050369	1.2685	1.1742	26.6627	28.0909	27.1327	27.3063
050373	1.4011	1.1742	29.9749	30.7301	32.2315	30.9778
050376	1.4140	1.1742	28.4026	30.3530	30.7562	29.8294
050377	***	*	11.6463	14.3892	20.2484	13.8073
050378	1.0552	1.1742	27.8389	30.4937	33.9087	30.7032
050379	0.9219	1.0422	24.2409	27.5151	31.7645	27.7551

Provider Number	Case-Mix Index	FY 2005 Wage Index	Average Hourly Wage FY 2003	Average Hourly Wage FY 2004	Average Hourly Wage FY 2005 <sup>1</sup>	Average Hourly Wage ** (3 yrs)
050380	1.6068	1.4723	31.5962	35.8014	39.1098	35.4231
050382	1.3413	1.1742	26.3968	26.8950	26.0927	26.4631
050385	1.3045	1.3246	27.1692	*	25.5735	*
050388	***	*	17.6762	*	*	*
050390	1.1781	1.0979	25.8556	25.7881	28.7761	26.7764
050391	1.1852	1.1742	19.0832	20.2887	21.3012	20.1817
050392	1.0964	1.0422	24.9004	21.8139	22.7209	23.0523
050393	1.2970	1.1742	25.4028	26.4918	28.2369	26.7640
050394	1.4948	1.1742	23.1641	25.1869	26.0074	24.8523
050396	1.6243	1.0757	25.7580	28.4161	30.5470	28.3141
050397	0.8564	1.0648	23.3213	24.7279	27.4716	25.1220
050404	***	*	16.4845	*	*	*
050406	***	*	21.5282	*	*	*
050407	1.2436	1.4726	32.0753	33.2894	35.6035	33.6812
050410	*	*	17.1718	19.8436	19.4995	18.7459
050411	1.3422	1.1742	33.1718	35.5207	37.3817	35.3683
050414	1.3055	1.1756	24.5471	28.2381	28.8561	27.2835
050417	1.2227	1.0422	23.3862	24.5360	25.2930	24.3723
050419	1.4058	1.1709	25.1449	26.4357	28.4471	26.6564
050420	1.2159	1.1742	26.4201	26.7537	26.1838	26.4539
050423	0.9497	1.0979	24.8113	26.5188	28.5944	26.8040
050424	1.9099	1.1260	25.9378	27.5273	29.9133	27.7834
050425	1.3273	1.1756	33.7276	37.7347	38.5317	36.8369
050426	1.3374	1.1730	26.7941	30.9610	30.0077	29.2330
050427	***	*	31.4156	*	*	*
050430	0.9069	1.0446	25.2322	31.5170	24.6684	26.2981
050432	1.4370	1.1742	26.0686	28.1105	30.3547	28.2703
050433	0.8921	1.0422	17.7979	14.3846	20.7565	17.5511
050434	1.1173	1.0422	24.0017	*	25.9506	*
050435	1.1001	1.1260	22.5428	22.6618	32.2183	25.4595
050438	1.5756	1.1742	25.3763	26.5535	26.4668	26.1457
050440	***	*	25.4767	*	*	*
050441	1.9952	1.4723	33.4696	36.6680	38.2823	36.1818
050443	***	*	16.8897	*	*	*
050444	1.3825	1.0989	22.6469	23.5299	27.6971	24.5287
050446	***	*	20.3611	*	*	*
050447	0.8760	1.1260	24.4339	25.7274	21.8552	23.7871
050448	1.1248	1.0422	22.6612	26.6967	25.0983	24.6971

Provider Number	Case-Mix Index	FY 2005 Wage Index	Average Hourly Wage FY 2003	Average Hourly Wage FY 2004	Average Hourly Wage FY 2005 <sup>1</sup>	Average Hourly Wage ** (3 yrs)
050454	1.8507	1.4726	30.3063	34.4813	36.8383	33.8918
050455	1.6565	1.0422	20.5575	24.1694	24.5314	23.0077
050456	1.2345	1.1742	17.5845	23.7594	22.1675	20.7473
050457	1.6310	1.4726	34.2116	37.4570	40.2725	37.1222
050464	1.7422	1.1993	25.8092	31.4768	37.1342	31.7474
050468	1.5137	1.1742	22.9771	17.8128	29.4280	22.5159
050469	1.0786	1.0422	*	25.7995	27.3281	*
050470	1.0753	1.0648	15.7765	21.6981	18.4689	18.4143
050471	1.7249	1.1742	29.4705	32.3570	34.5484	32.1366
050476	1.3097	1.0682	25.9458	26.0482	30.9974	27.6386
050477	1.4185	1.1742	30.8781	32.1676	34.6400	32.6903
050478	1.0308	1.0757	28.1830	28.3894	30.9865	29.1971
050481	1.4192	1.1742	28.5320	30.3890	31.9177	30.3563
050482	***	*	21.6091	*	*	*
050485	1.6049	1.1742	25.2723	27.1437	28.8459	27.0303
050488	1.2717	1.5338	33.8291	37.2438	40.5313	37.3033
050491	0.9858	1.1730	27.7413	29.2987	30.6461	29.2417
050492	1.4734	1.0648	23.4977	23.7384	27.4933	25.0895
050494	1.3243	1.2938	30.2876	30.8706	35.1457	32.0953
050496	1.7293	1.5338	32.7474	35.7115	38.2871	35.5428
050497	***	*	*	14.4481	15.9501	*
050498	1.3228	1.1756	27.6099	28.2196	28.2667	28.0378
050502	1.6874	1.1742	27.2724	28.0102	28.7200	28.0110
050503	1.4279	1.1260	25.7668	26.7924	29.2001	27.2829
050506	1.6048	1.1115	27.1555	30.4731	32.4509	30.0721
050510	1.1787	1.5338	36.2548	39.6005	44.3883	40.1811
050512	1.3349	1.5338	36.0785	39.0767	41.8921	39.1165
050515	1.2916	1.1260	37.3440	36.3131	37.4251	37.0308
050516	1.4978	1.1756	25.3450	30.0985	29.4936	28.0936
050517	1.1032	1.0979	23.6067	23.4131	23.6034	23.5417
050522	***	*	37.0295	38.9157	*	*
050523	1.2626	1.5338	32.1272	33.8053	34.7491	33.6018
050526	1.2497	1.1730	26.8814	29.0004	29.9495	28.6527
050528	1.1580	1.0885	21.1741	23.9177	28.6273	24.7915
050531	1.1534	1.1742	*	22.7311	25.0157	*
050534	1.3201	1.0979	24.4038	26.7941	29.7546	27.1168
050535	1.3024	1.1730	27.7626	29.7904	32.3646	30.2162
050537	1.3103	1.1683	26.2342	25.1291	27.4196	26.2710

Provider Number	Case-Mix Index	FY 2005 Wage Index	Average Hourly Wage FY 2003	Average Hourly Wage FY 2004	Average Hourly Wage FY 2005 <sup>1</sup>	Average Hourly Wage ** (3 yrs)
050539	1.2998	1.0682	23.7778	25.3328	28.0586	25.6658
050541	1.4734	1.5338	37.0551	41.1980	43.7765	40.7592
050542	0.9456	*	21.8129	21.2846	*	*
050543	0.7402	1.1730	22.4134	24.0334	25.7161	24.1159
050545	0.8151	1.1742	33.6302	33.4322	42.9451	35.7939
050546	0.6867	1.0422	39.4267	42.8052	52.7180	44.2209
050547	0.9320	1.3246	37.7632	40.6483	45.1842	40.9624
050548	0.6769	1.1730	30.3337	32.3944	37.1314	33.1735
050549	1.5501	1.2938	30.0948	31.8525	33.8288	32.0221
050550	1.3497	1.1730	26.5515	29.0938	31.1918	29.0913
050551	1.2894	1.1730	26.1042	28.6834	31.6782	28.9731
050552	1.1029	1.1742	20.6068	24.9755	26.8274	24.4067
050557	1.5691	1.1993	23.8340	25.8719	28.3111	26.1521
050559	***	*	26.3798	25.3299	26.9662	26.1992
050561	1.3689	1.1742	34.2065	35.9611	37.5863	35.9396
050566	***	*	21.7712	*	*	*
050567	1.5998	1.1730	26.2588	27.8475	30.1167	28.1139
050568	1.3378	1.0536	21.9313	20.8324	22.5008	21.7453
050569	1.3067	1.2938	27.3294	27.7955	30.4874	28.5507
050570	1.5515	1.1730	26.8965	29.9470	32.6896	29.9887
050571	1.2982	1.1742	26.2226	29.1716	32.1656	29.2903
050573	1.7368	1.0979	25.9380	27.2328	30.5249	27.9600
050575	1.2352	1.1742	27.8579	23.1358	23.2447	24.4730
050577	1.3034	1.1742	25.2861	26.4806	28.7060	26.7920
050578	1.6041	1.1742	32.0554	30.4934	31.5953	31.3583
050579	1.3273	1.1742	32.0245	34.9794	40.2740	35.9794
050580	1.2832	1.1730	22.7522	27.2431	29.4337	26.2798
050581	1.4091	1.1742	26.0580	28.9696	32.0823	29.1204
050583	1.5371	1.1260	26.2664	30.0427	33.5209	30.2128
050584	1.4598	1.0979	24.5294	24.5544	24.5757	24.5530
050585	1.2331	1.1730	26.4446	26.0595	27.2982	26.6489
050586	1.1608	1.0979	*	25.7172	25.3551	*
050588	1.3170	1.1742	27.0506	30.5453	32.3603	30.1319
050589	1.2121	1.1730	23.7918	27.9845	30.6273	27.4205
050590	1.3263	1.1756	25.1100	27.0620	31.5987	27.5768
050591	1.1653	1.1742	26.7662	28.6151	28.5915	28.0684
050592	1.1900	1.1730	23.8267	25.9545	32.5000	27.1441
050594	1.9084	1.1730	28.7415	30.8028	34.6747	31.6043



Provider Number	Case-Mix Index	FY 2005 Wage Index	Average Hourly Wage FY 2003	Average Hourly Wage FY 2004	Average Hourly Wage FY 2005 <sup>1</sup>	Average Hourly Wage ** (3 yrs)
050597	1.2460	1.1742	23.1209	24.5542	25.4868	24.3972
050598	***	*	25.1623	24.6875	*	*
050599	1.9026	1.1756	26.3782	27.7684	30.8420	28.3351
050601	1.5322	1.1742	29.7734	32.3033	35.0325	32.5236
050603	1.4308	1.1730	24.9032	25.0996	28.6982	26.3008
050604	1.2553	1.4723	36.4669	42.0018	45.4433	41.3890
050608	1.3393	1.0422	20.9171	20.7955	22.1999	21.3699
050609	1.4737	1.1742	34.8949	37.4563	38.4561	36.9281
050613	1.1061	1.4694	34.9769	*	*	*
050615	1.3147	1.1742	25.8697	29.4323	32.8786	29.5326
050616	1.3515	1.1742	25.0016	23.1748	28.5636	25.5306
050618	0.9507	1.0422	22.3548	22.3481	25.4500	23.4384
050623	1.1279	1.1742	28.6475	29.9553	29.6550	29.3955
050624	1.2505	1.1742	22.4030	23.3492	28.1941	24.4726
050625	1.7368	1.1742	29.3665	30.8013	33.5137	31.2789
050630	***	*	25.2915	27.7051	28.0726	27.0318
050633	1.2905	1.1115	27.8165	30.2883	33.4771	30.5689
050636	1.3520	1.1260	25.0213	23.2573	27.2360	25.2117
050638	***	*	15.6375	*	*	*
050641	1.1927	1.1742	17.9379	21.5030	20.4720	20.2332
050644	1.0042	1.1742	*	28.4054	25.6614	*
050662	0.7397	1.4723	38.9591	40.9242	47.5065	42.0959
050663	0.9469	1.1742	22.7770	22.9161	25.1493	23.5792
050667	0.8853	1.3655	26.9236	31.4906	25.9250	28.0922
050668	1.0310	1.5338	57.8627	55.9594	*	*
050670	***	*	24.1626	*	*	*
050674	1.3023	1.1756	33.7845	36.8871	38.4454	36.4893
050676	***	*	16.3947	*	*	*
050677	1.3818	1.1742	34.0936	36.2702	37.3389	35.9193
050678	1.2442	1.1730	25.2143	27.1337	29.1159	27.2938
050680	1.2834	1.4269	31.9166	32.7065	35.6614	33.5011
050682	0.8548	1.0648	19.8107	23.0984	21.7264	21.4166
050684	1.1621	1.0979	24.2792	23.7443	25.2575	24.4494
050685	***	*	30.4194	*	*	*
050686	1.3244	1.1701	34.8278	37.3033	38.5595	36.9365
050688	1.2048	1.4723	34.9937	36.5555	41.3305	37.6150
050689	1.5932	1.5338	34.0571	37.5449	40.3815	37.6346
050690	1.2893	1.3655	36.7516	41.1385	43.9228	40.7665

Provider Number	Case-Mix Index	FY 2005 Wage Index	Average Hourly Wage FY 2003	Average Hourly Wage FY 2004	Average Hourly Wage FY 2005 <sup>1</sup>	Average Hourly Wage ** (3 yrs)
050693	1.2866	1.1730	29.1213	32.6638	34.8040	32.4525
050694	1.3002	1.0979	25.1963	25.8298	26.7041	25.9441
050695	1.0712	1.1138	26.2838	27.8742	30.1226	28.1703
050696	2.1214	1.1742	29.6684	29.9410	36.9314	32.4790
050697	1.0862	1.1830	24.1116	18.6962	19.2603	20.3265
050698	***	*	24.9559	*	*	*
050699	***	*	23.4611	26.0909	25.6818	24.9432
050701	1.2778	1.0979	26.4901	28.4650	29.6896	28.2745
050704	1.0017	1.1742	25.6565	24.6072	24.6609	24.9725
050707	1.2630	1.4694	28.2637	27.7366	32.4877	29.5180
050708	1.6680	1.0648	24.5607	22.1606	21.2163	22.6876
050709	1.2146	1.0979	21.8770	22.7897	21.9079	22.1851
050710	1.2949	1.0648	30.5918	33.7204	34.8311	33.2239
050713	0.9680	1.1742	18.2822	19.0071	20.7448	19.3408
050714	1.2188	1.4759	30.3290	30.3263	32.4491	31.0508
050717	1.1972	1.1742	31.5021	33.0719	34.5519	33.0437
050718	1.3623	1.0979	22.5990	21.7835	15.4037	18.3570
050719	***	*	*	22.0998	*	*
050720	0.8490	1.1730	*	26.1941	24.8117	*
050723	1.1997	1.1742	32.0291	33.0797	34.9814	33.5056
050724	2.0713	1.0422	*	23.7567	*	*
050725	1.0337	1.1742	*	20.6592	22.0946	*
050726	1.6214	1.1993	*	25.8742	27.0928	*
050727	1.0537	1.1742	*	*	23.7179	*
050728	1.3366	1.3246	*	*	31.4768	*
060001	1.5659	1.0679	21.4562	23.1548	24.9410	23.3105
060003	1.4190	1.0679	21.9043	23.0807	24.7856	23.3626
060004	1.2166	1.0879	22.9265	25.0037	28.0656	25.4883
060006	1.3005	0.9356	21.0003	21.8609	22.7493	21.9079
060007	1.0665	0.9356	19.3071	21.4244	21.4792	20.7379
060008	1.1119	0.9356	18.7098	19.8803	21.8037	20.1619
060009	1.4716	1.0879	23.9272	24.7920	27.0511	25.2861
060010	1.7217	1.0230	24.2735	25.8475	27.2290	25.7967
060011	1.5236	1.0879	22.2058	25.8919	26.1958	24.7793
060012	1.4406	0.9356	21.2980	22.6374	24.1557	22.6840
060013	1.3645	0.9356	23.5248	23.3954	24.9708	23.8003
060014	1.8598	1.0879	25.7701	27.0326	29.6744	27.4579
060015	1.6588	1.0879	23.6015	27.6338	30.1158	27.1990

Provider Number	Case-Mix Index	FY 2005 Wage Index	Average Hourly Wage FY 2003	Average Hourly Wage FY 2004	Average Hourly Wage FY 2005 <sup>1</sup>	Average Hourly Wage ** (3 yrs)
060016	1.1648	0.9356	20.2361	22.9300	23.9655	22.4186
060018	1.2543	0.9356	21.8479	21.0581	23.6620	22.1787
060020	1.5776	0.9356	19.7348	20.9025	22.2052	21.0033
060022	1.6078	0.9771	22.8059	24.7928	25.7832	24.5054
060023	1.6091	0.9932	22.4731	24.3749	26.7285	24.5867
060024	1.7644	1.0879	24.3658	25.2409	28.7231	26.1534
060027	1.5405	1.0679	22.1717	25.1480	26.6348	24.7867
060028	1.4570	1.0879	24.2985	27.1303	27.9686	26.4616
060029	0.9334	*	19.8498	19.7379	*	*
060030	1.3459	1.0230	21.2612	22.8309	26.0011	23.5385
060031	1.5517	0.9771	23.3995	23.8781	25.6207	24.3400
060032	1.4888	1.0879	24.7678	27.1783	28.2234	26.8043
060033	0.9986	*	17.8514	16.7266	*	*
060034	1.5132	1.0879	24.3652	26.1602	28.4604	26.4088
060036	1.1602	0.9356	18.6521	19.4144	20.4635	19.5159
060037	***	*	15.7495	*	*	*
060038	***	*	16.6526	*	*	*
060041	0.8958	0.9356	19.5871	20.8746	22.7123	21.0301
060042	1.1042	*	19.3967	*	*	*
060043	0.9786	0.9356	15.4074	19.1085	20.0939	18.2959
060044	1.1219	1.0679	21.3102	25.6112	25.2471	24.5591
060046	***	*	22.6819	*	*	*
060047	***	*	17.9172	*	*	*
060049	1.3476	1.0230	25.9592	25.3425	26.8089	26.0783
060050	1.1924	*	*	20.4386	21.9108	*
060052	***	*	16.0543	*	*	*
060053	***	*	19.4746	*	*	*
060054	1.4122	0.9932	19.7753	21.1281	23.5803	21.4905
060056	***	*	21.9586	*	*	*
060057	1.0340	1.0679	24.6599	24.3982	26.9891	25.4467
060058	***	*	16.4504	*	*	*
060060	***	*	19.4418	*	*	*
060062	***	*	17.1032	*	*	*
060064	1.4135	1.0879	28.8746	29.1806	30.0963	29.4469
060065	1.3033	1.0879	24.4554	29.2377	28.5282	27.4045
060066	***	*	17.5556	*	*	*
060070	1.0131	*	19.2220	22.6894		
060071	1.2135	0.9356	17.6452	20.1385	20.2706	19.3858

Provider Number	Case-Mix Index	FY 2005 Wage Index	Average Hourly Wage FY 2003	Average Hourly Wage FY 2004	Average Hourly Wage FY 2005 <sup>1</sup>	Average Hourly Wage ** (3 yrs)
060073	***	*	18.4971	*	*	*
060075	1.2699	1.1677	25.0552	27.7835	30.7835	27.8798
060076	1.3164	0.9356	22.9426	23.6266	25.5406	24.1006
060085	***	*	10.9724	*	*	*
060088	***	*	20.7211	*	*	*
060090	1.0058	*	16.5321	*	*	*
060096	1.5946	1.0679	21.9950	26.4167	27.4085	25.3345
060100	1.6440	1.0879	24.8116	28.0561	29.7690	27.6225
060103	1.2656	1.0679	24.4962	26.6863	28.8063	26.7655
060104	1.3509	1.0879	24.4248	26.7683	30.8625	27.4536
060107	1.2642	1.0879	*	*	26.8267	*
060108	***	*	19.1327	19.0011	*	*
060109	***	*	27.3180	*	*	*
060110	***	*	*	29.8561	*	*
060111	***	*	*	*	31.2571	*
070001	1.6543	1.2942	27.7441	29.9592	32.2718	29.9131
070002	1.8043	1.1583	26.6881	28.1101	29.0663	27.9442
070003	1.0877	1.1583	28.1722	29.8684	31.3716	29.8404
070004	1.2288	1.1583	25.4310	25.7207	27.3004	26.1163
070005	1.4070	1.2942	27.6733	29.8173	29.3265	28.9347
070006 <sup>2</sup>	1.3256	1.3317	33.6291	33.3814	33.9310	33.6555
070007	1.2988	1.1595	28.0875	29.0336	30.3648	29.1845
070008	1.2755	1.1583	25.1362	24.3907	24.9176	24.8223
070009	1.2819	1.1583	24.9408	25.6072	28.8649	26.4656
070010	1.8047	1.3457	28.3168	30.4192	33.1535	30.6792
070011	1.3651	1.1583	24.8206	24.9457	27.5391	25.7127
070012	1.2553	1.1583	37.5917	34.9099	40.3337	37.5692
070015	1.4868	1.3457	29.2693	30.0614	30.9728	30.0956
070016	1.4051	1.2942	28.4833	29.7505	29.6662	29.2712
070017	1.4019	1.2942	27.5514	29.2978	30.3951	29.0728
070018 <sup>2</sup>	1.3714	1.3317	32.6301	33.8654	35.7189	34.1711
070019	1.2641	1.2942	26.2348	27.9838	29.6290	27.9856
070020	1.3571	1.1655	26.6203	28.4084	29.9507	28.3943
070021	1.2252	1.1583	29.4597	30.3254	31.4397	30.4614
070022	1.8110	1.2942	27.2423	29.7376	32.3625	29.7867
070024	1.4172	1.1595	26.3544	28.3460	30.8308	28.5554
070025	1.8768	1.1583	27.3592	28.3017	29.2540	28.3054
070027	1.3275	1.1583	25.9279	36.9700	27.3487	29.2726

Provider Number	Case-Mix Index	FY 2005 Wage Index	Average Hourly Wage FY 2003	Average Hourly Wage FY 2004	Average Hourly Wage FY 2005 <sup>1</sup>	Average Hourly Wage ** (3 yrs)
070028	1.6206	1.3457	26.7286	28.2078	29.5653	28.1832
070029	1.3123	1.1583	23.8427	25.8107	26.3871	25.3719
070031	1.2493	1.2942	25.6347	25.5880	27.2359	26.1749
070033	1.3795	1.3457	34.1591	34.3904	35.5355	34.7141
070034 <sup>2</sup>	1.3932	1.3317	30.0744	32.8074	35.6831	32.8177
070035	1.3209	1.1583	24.5996	26.1693	27.1816	25.9558
070036	1.6434	1.2918	31.2961	35.0701	34.0555	33.4573
070038	***	*	26.3126	*	31.1133	*
070039	0.9246	1.2942	*	32.6059	35.0164	*
080001	1.6719	1.1134	26.8887	28.0859	30.2463	28.4442
080002	***	*	20.9385	23.7309	26.4192	23.6246
080003	1.5422	1.1134	24.8200	24.8199	27.1131	25.5237
080004	1.3774	1.0904	21.7344	24.2251	26.0092	24.0021
080006	1.2866	0.9631	20.9399	23.6838	24.4204	23.0247
080007	1.3987	1.0316	21.5415	23.4964	24.6485	23.2356
090001	1.7555	1.1026	23.0365	29.5432	31.3552	27.7731
090002	***	*	20.6550	23.5158	29.6780	23.4282
090003	1.3656	1.1026	27.1087	22.7014	27.0514	25.4701
090004	1.8944	1.1026	25.9717	28.7417	29.9785	28.4391
090005	1.3632	1.1026	26.8690	28.6142	30.2504	28.6956
090006	1.4019	1.1026	22.9658	23.7241	25.9086	24.2077
090007	***	*	24.6668	25.8430	30.1419	26.6936
090008	1.4854	1.1026	*	19.3212	29.6744	*
090010	***	*	25.9373	*	*	*
090011	2.0598	1.1026	27.6038	31.7710	32.4412	30.6405
100001	1.4525	0.9554	22.0101	22.6150	25.2381	23.3871
100002	1.3597	1.0046	21.5772	22.5982	22.1269	22.1101
100004	0.9448	0.8636	16.1638	15.6306	16.2637	16.0223
100006	1.6079	0.9731	21.6922	23.3745	26.2372	23.8819
100007	1.6891	0.9731	22.5317	24.3305	25.4333	24.2013
100008	1.6486	1.0022	21.6416	22.7706	25.7377	23.4549
100009	1.4653	1.0022	22.6370	24.7811	24.4666	23.9891
100010	***	*	23.9581	25.5614	26.9486	25.4664
100012	1.6359	0.9338	22.0244	24.2602	24.5762	23.6309
100014	1.3625	0.9019	21.9875	21.7566	22.3054	22.0128
100015	1.3100	0.9074	18.9383	22.1272	22.5781	21.2637
100017	1.5402	0.9019	20.1417	21.1905	22.9545	21.5050
100018	1.6043	1.0531	22.6587	24.1885	27.8582	24.9765

Provider Number	Case-Mix Index	FY 2005 Wage Index	Average Hourly Wage FY 2003	Average Hourly Wage FY 2004	Average Hourly Wage FY 2005 <sup>1</sup>	Average Hourly Wage ** (3 yrs)
100019	1.6342	0.9625	25.8297	24.2888	25.5566	25.1966
100020	1.2343	1.0022	21.7421	23.5303	23.6106	23.0052
100022	1.7003	1.0382	27.4235	27.9072	29.0519	28.1457
100023	1.3237	0.8963	20.2034	21.8111	21.4015	21.1410
100024	1.2862	1.0022	22.9872	24.4070	27.6476	25.0345
100025	1.6680	0.8636	20.1360	21.2568	21.1174	20.8749
100026	1.6324	0.8636	21.3742	20.1602	21.3533	20.9436
100027	0.9323	0.8636	20.5889	23.8982	12.0314	18.2953
100028	1.2789	0.9625	20.3751	21.8879	23.7818	22.0247
100029	1.1305	1.0022	22.2553	24.6814	26.9307	24.5586
100030	1.2695	0.9731	19.5604	21.8567	22.4887	21.4341
100032	1.8040	0.9074	20.6543	21.6415	23.0174	21.7882
100034	1.7719	1.0022	20.0099	23.1111	24.4064	22.5984
100035	1.5932	0.9610	21.3519	22.6349	25.3590	23.0863
100038	1.8341	1.0382	24.9548	25.7948	27.4422	26.1330
100039	1.4038	1.0382	23.3111	23.8060	26.6016	24.6112
100040	1.6325	0.9554	19.5154	22.4679	23.5372	21.8865
100043	1.2917	0.9074	20.7688	21.7738	22.8963	21.8399
100044	1.4111	1.0093	22.9474	23.9952	26.3208	24.4024
100045	1.3114	0.9731	22.8096	25.2285	23.0520	23.6227
100046	1.2293	0.9074	23.2027	24.2746	26.6169	24.8423
100047	1.6906	0.9472	21.4971	24.3522	24.4212	23.5067
100048	0.8988	0.8636	17.3663	17.5533	18.3767	17.7520
100049	1.1421	0.8943	20.9490	21.8679	22.9532	21.9412
100050	1.1905	1.0022	17.8960	20.0405	20.6893	19.5468
100051	1.3294	0.9731	19.3258	20.0231	22.3311	20.7020
100052	1.3756	0.8943	19.6620	20.5916	20.9078	20.3897
100053	1.2555	1.0022	21.6634	23.7837	27.3383	24.3051
100054	1.2260	0.8781	20.9612	22.0352	25.7279	23.0243
100055	1.3175	0.9074	19.1325	19.6350	22.1051	20.2297
100056	***	*	23.1737	25.9245	25.7945	24.9651
100057	1.3810	0.9731	22.3406	24.6417	22.6038	23.1318
100061	1.4629	1.0022	24.5277	26.1273	26.7673	25.8520
100062	1.7430	0.9174	21.9054	24.9807	24.1413	23.6307
100063	1.3178	0.9074	19.2510	21.5620	21.5566	20.8353
100067	1.4592	0.9074	19.2168	23.8892	23.9333	22.4748
100068	1.5814	0.9019	19.9648	23.7840	24.9025	24.0014
100069	1.2868	0.9074	18.5789	19.6037	22.4386	20.3465

Provider Number	Case-Mix Index	FY 2005 Wage Index	Average Hourly Wage FY 2003	Average Hourly Wage FY 2004	Average Hourly Wage FY 2005 <sup>1</sup>	Average Hourly Wage ** (3 yrs)
100070	1.5621	0.9610	20.9592	23.5524	23.7746	22.8911
100071	1.2031	0.9074	20.7461	21.7675	23.4176	22.1925
100072	1.3339	0.9019	22.0317	23.5362	24.2934	23.3686
100073	1.7662	1.0382	22.2425	23.5843	25.3685	23.7848
100075	1.5240	0.9074	20.4604	22.3890	23.3503	22.0804
100076	1.2260	1.0022	18.4815	19.6444	21.0777	19.7252
100077	1.4118	0.9472	20.9482	22.3755	24.3478	22.5887
100078	***	*	16.6004	*	*	*
100080	1.7036	1.0046	22.9720	22.8704	26.3596	24.1112
100081	1.1459	0.8656	16.5149	16.8087	16.9168	16.7506
100084	1.7415	0.9731	24.5682	24.1122	25.4140	24.7109
100086	1.1811	1.0382	24.3067	25.2375	26.4817	25.3800
100087	1.9320	0.9610	22.1764	26.5915	25.9909	24.9427
100088	1.7059	0.9554	20.6667	23.6270	24.8729	23.1132
100090	1.3861	0.9554	21.0431	22.5894	24.0501	22.5894
100092	1.4930	0.9625	21.4601	25.4630	26.0856	24.1570
100093	1.7034	0.8636	18.7153	20.2949	21.1547	20.0867
100098	1.0429	0.9302	21.1723	20.0639	21.2505	20.8483
100099	1.0886	0.8943	16.5271	18.5287	20.4328	18.3874
100102	1.1226	0.8636	19.0193	21.6772	22.8850	21.1693
100103	0.9371	0.9500	19.1222	20.3633	21.7494	20.3776
100105	1.4243	1.0093	22.7793	24.5464	24.9503	24.0896
100106	0.9761	0.8636	21.4342	20.3417	20.2882	20.7173
100107	1.1826	0.9338	21.7553	23.3789	24.4484	23.1833
100108	0.8248	0.8636	18.4126	14.8039	16.3757	16.3500
100109	1.2854	0.9731	20.6007	23.0779	23.8836	22.5682
100110	1.5456	0.9731	22.8127	24.4533	28.3699	25.4724
100112	***	*	16.2110	*	*	*
100113	1.8723	0.9446	23.3380	24.3614	25.0067	24.2527
100114	1.3209	1.0022	22.5326	25.3699	27.7413	25.1107
100117	1.2141	0.9554	21.3085	23.9134	26.0451	23.8882
100118	1.2721	0.8901	21.7067	24.1104	23.6669	23.1050
100121	1.1757	0.8943	19.9033	23.1100	24.0937	22.4434
100122	1.1923	0.8781	24.9765	24.1820	21.2597	23.2094
100124	1.1507	0.8636	20.0867	24.3048	21.6483	21.9310
100125	1.1774	1.0022	20.3232	22.4185	25.3532	22.8150
100126	1.5110	0.9074	21.4349	21.7977	23.2996	22.1919
100127	1.6080	0.9074	20.5153	21.0153	21.3223	20.9562

Provider Number	Case-Mix Index	FY 2005 Wage Index	Average Hourly Wage <sup>1</sup> FY 2003	Average Hourly Wage FY 2004	Average Hourly Wage FY 2005 <sup>1</sup>	Average Hourly Wage ** (3 yrs)
100128	2.1360	0.9074	23.5835	24.4104	25.6763	24.6219
100130	1.2661	1.0046	21.0023	20.2478	22.8324	21.3596
100131	1.2815	1.0022	24.6184	25.4811	25.8316	25.3385
100132	1.2217	0.9074	19.5259	21.1538	23.0428	21.2692
100134	0.8889	0.9554	16.9302	18.3391	19.5337	18.2884
100135	1.5307	0.8692	19.7675	20.4915	22.3071	20.8396
100137	1.1480	0.8943	20.9014	20.4007	23.3692	21.6041
100138	***	*	14.9759	*	*	*
100139	0.8454	0.9446	15.7378	18.2204	14.5046	16.1844
100140	1.1447	0.9554	20.2288	22.5124	24.8165	22.6153
100142	1.2107	0.8636	17.7250	20.0689	20.7219	19.4501
100146	***	*	20.8381	*	*	*
100147	0.9367	*	17.1566	17.1045	*	*
100150	1.2999	1.0022	25.4269	22.9194	25.7122	24.6389
100151	1.7682	0.9554	26.6143	26.6470	26.1848	26.4559
100154	1.4221	1.0022	21.6715	23.0820	26.3703	23.7877
100156	1.1162	0.8636	20.0348	20.6928	22.2757	21.0438
100157	1.5890	0.8943	24.2188	23.1045	25.9133	24.4033
100159	***	*	15.0634	*	*	*
100160	1.2098	0.8636	22.6942	23.4877	27.2019	24.5476
100161	1.5793	0.9731	23.3612	24.6268	28.3607	25.5840
100162	***	*	24.2950	23.8001	*	*
100166	1.4348	0.9610	22.2419	23.7419	24.4251	23.4473
100167	1.2463	1.0382	25.7675	26.4517	26.8584	26.3859
100168	1.3713	1.0046	23.0121	24.6276	26.0864	24.6003
100169	***	*	21.6397	23.4575	*	*
100170	***	*	21.2469	*	*	*
100172	1.3951	1.0022	15.7827	17.6051	18.4651	17.2801
100173	1.7317	0.9074	18.3828	19.7190	22.4866	20.1761
100175	1.0244	0.8636	21.2532	21.0474	22.0666	21.4378
100176	1.9088	1.0093	24.6595	26.8740	29.8326	27.1345
100177	1.2516	0.9625	25.1037	24.5078	25.3973	25.0090
100179	1.7478	0.9554	23.9633	24.1801	26.6537	25.0065
100180	1.3800	0.9074	22.7781	24.9433	26.3299	24.8073
100181	1.0678	1.0022	17.9048	18.1320	19.5022	18.4708
100183	1.1482	1.0022	22.2063	24.4575	26.7893	24.4872
100187	1.2744	1.0022	21.4988	23.4760	26.1394	23.7305
100189	1.3038	1.0382	27.1295	26.6846	26.5763	26.7708



Provider Number	Case-Mix Index	FY 2005 Wage Index	Average Hourly Wage FY 2003	Average Hourly Wage FY 2004	Average Hourly Wage FY 2005 <sup>1</sup>	Average Hourly Wage ** (3 yrs)
100191	1.3519	0.9074	22.0526	24.1911	24.3553	23.5378
100200	1.3810	1.0382	24.8878	24.8120	28.0926	25.9374
100204	1.5168	0.9446	21.1922	22.2613	24.4697	22.7021
100206	1.2752	0.9074	20.3436	22.8782	23.0340	22.0526
100208	***	*	20.4678	24.1482	24.9854	23.3245
100209	1.4170	1.0022	22.8236	23.8502	25.0778	23.9934
100210	1.4661	1.0382	23.0431	26.0933	28.6449	25.9638
100211	1.2427	0.9074	21.6367	24.3243	*	*
100212	1.4878	0.9174	21.7239	22.6584	24.2669	22.9037
100213	1.5527	0.9610	22.0176	24.4467	25.1893	23.9275
100217	1.2447	1.0093	22.7116	24.0291	25.2635	24.0217
100220	1.6455	0.9338	24.6234	24.9733	25.0154	24.8740
100221	***	*	23.2263	*	*	*
100223	1.5614	0.8781	21.8962	21.2434	23.4556	22.2543
100224	1.2359	1.0382	22.3567	23.0804	23.3593	22.9486
100225	1.1840	1.0382	22.4619	23.9971	27.9473	24.8279
100226	1.2824	0.9554	22.7301	23.8701	27.8003	24.8477
100228	1.3226	1.0382	24.9691	26.2593	27.2873	26.2480
100229	***	*	19.7259	21.0038	*	*
100230	1.4004	1.0382	23.4169	25.0518	26.3690	25.1751
100231	1.7520	0.8636	21.5712	23.5418	24.6994	23.2423
100232	1.2093	0.9069	20.1459	21.8105	23.9405	21.9914
100234	1.3913	1.0046	24.3355	24.9141	25.2574	24.8587
100236	1.3749	0.9472	21.7886	23.9781	25.9282	23.8851
100237	1.9685	1.0382	23.2712	26.7664	25.6112	25.1666
100238	1.5656	0.9074	23.3747	24.6513	27.1748	25.0754
100239	1.3106	0.9074	23.2242	25.0509	26.9668	25.1209
100240	0.8900	1.0022	21.3495	23.0650	23.4830	22.6468
100241	***	*	14.1059	*	*	*
100242	1.3884	0.8636	19.1097	20.4681	21.5130	20.4341
100243	1.5043	0.9074	22.4496	23.2812	25.2987	23.7180
100244	1.3370	0.9338	21.4386	23.4876	24.1515	23.0877
100246	1.6072	1.0093	23.5614	26.7630	27.6382	26.0293
100248	1.4857	0.9074	22.1553	23.8742	25.9170	24.0072
100249	1.2482	0.9069	18.4932	21.3942	23.4021	21.0109
100252	1.1643	0.8846	22.0976	22.6475	24.9860	23.2783
100253	1.3562	1.0046	22.6517	23.6939	24.4051	23.6314
100254	1.5455	0.8692	20.4410	23.2794	25.0192	23.0550

Provider Number	Case-Mix Index	FY 2005 Wage Index	Average Hourly Wage FY 2003	Average Hourly Wage FY 2004	Average Hourly Wage FY 2005 <sup>1</sup>	Average Hourly Wage ** (3 yrs)
100255	1.1813	0.9074	20.7228	22.9793	22.2341	21.9641
100256	2.0163	0.9074	22.4844	24.1969	26.0629	24.2500
100258	1.4931	1.0046	22.0790	24.5699	31.8772	25.8663
100259	1.2365	0.9074	21.4991	24.1148	24.9404	23.5859
100260	1.3787	1.0093	21.2413	23.5164	25.2630	23.4298
100262	***	*	22.7137	23.8006	26.3954	24.2596
100264	1.2387	0.9074	21.7410	22.4800	25.0250	23.1561
100265	1.2830	0.9074	20.2664	21.0688	23.4758	21.6885
100266	1.3386	0.8636	20.2821	21.5258	22.6614	21.5572
100267	1.2510	0.9610	22.8054	23.3760	26.5059	24.2860
100268	1.1393	1.0046	23.5414	26.0297	29.8289	26.5173
100269	1.3821	1.0046	26.0271	24.9002	25.3228	25.3769
100270	***	*	20.8217	*	*	*
100271	2.2363	*	21.9823	*	*	*
100275	1.2601	1.0046	23.2920	23.1419	24.3059	23.6174
100276	1.2113	1.0382	24.8251	25.4557	27.2589	25.8569
100277	1.1368	1.0022	14.9157	25.2985	47.3905	21.5273
100279	1.2444	0.9338	23.1776	24.8484	25.4909	24.4816
100280	***	*	19.0157	*	*	*
100281	1.2595	1.0382	23.4729	25.3382	27.0864	25.4496
100282	***	*	20.9257	*	*	*
100284	1.0905	1.0022	18.5716	22.3046	22.5927	21.1697
100286	1.5071	1.0531	*	*	27.1051	*
100287	1.3212	1.0046	*	*	28.2229	*
100288	1.4796	1.0022	*	*	37.4785	*
100289	1.7901	1.0382	*	*	28.4504	*
110001	1.2587	0.9851	22.4535	24.0561	25.1164	23.9048
110002	1.2917	0.9851	20.2149	20.4502	21.8616	20.8258
110003	1.2840	0.9554	18.2793	19.7061	20.0968	19.3813
110004	1.2272	0.9208	20.6096	21.8791	22.7929	21.7866
110005	1.1417	0.9960	21.8105	23.6146	22.3645	22.6386
110006	1.5047	1.0173	22.0325	23.8762	25.0719	23.6542
110007	1.6710	1.1277	25.9135	28.2025	30.7430	28.3399
110008	1.3519	0.9960	20.4972	22.6308	23.4662	22.3396
110009	***	*	16.6452	*	*	*
110010	2.1559	0.9960	25.1930	27.2029	28.7690	27.0594
110011	1.1978	0.9960	20.4028	23.2149	25.4620	23.0836
110013	***	*	16.7833	*	*	*

Provider Number	Case-Mix Index	FY 2005 Wage Index	Average Hourly Wage FY 2003	Average Hourly Wage FY 2004	Average Hourly Wage FY 2005 <sup>1</sup>	Average Hourly Wage ** (3 yrs)
110014	0.9800	*	18.4463	*	*	*
110015	1.1633	0.9960	21.2601	23.2280	25.5661	23.5181
110016	1.2299	0.8357	14.7571	18.8228	18.8376	17.3246
110017	***	*	21.2969	*	*	*
110018	1.1804	0.9960	23.0577	24.7007	25.6485	24.5320
110020	1.1524	0.9960	20.9687	23.3004	24.8735	23.0386
110023	1.3743	0.9851	21.6512	23.5673	25.3746	23.6656
110024	1.4237	0.9464	21.3945	22.1471	23.8091	22.4754
110025	1.4467	1.1933	20.2493	29.0965	31.5253	25.9559
110026	1.1210	0.8006	16.9160	19.3201	20.5740	18.9282
110027	1.0784	0.8393	19.8976	19.8351	19.2323	19.6358
110028	1.7736	0.9183	28.1695	25.9474	25.1836	26.3363
110029	1.5894	0.9851	21.3694	22.7981	25.2335	23.1979
110030	1.2774	0.9960	20.4656	22.2341	25.0842	22.6223
110031	1.2379	0.9960	20.9219	22.8695	24.1711	22.7426
110032	1.1838	0.8006	19.2685	18.0744	20.7211	19.3573
110033	1.4386	0.9960	23.1939	24.1447	25.2326	24.1460
110034	1.6529	0.9183	23.0724	24.0791	24.4141	23.8156
110035	1.5054	0.9960	21.8646	24.2581	25.7562	24.0454
110036	1.8311	0.9464	22.5481	24.4788	25.4854	24.2256
110038	1.5304	0.8493	18.4508	20.1710	20.5880	19.7422
110039	1.4711	0.9183	18.9817	17.0608	19.4032	18.4981
110040	1.0602	0.9846	17.7798	17.3095	18.8744	17.9959
110041	1.1744	0.9974	20.1398	20.8080	21.5402	20.8653
110042	1.0418	0.9960	25.0535	25.5588	26.8321	25.8613
110043	1.7776	0.9464	21.2714	22.7589	25.2788	23.1437
110044	1.1799	0.8006	17.5905	19.2562	19.6940	18.8331
110045	1.1240	0.9960	22.2424	19.7746	21.3922	21.0887
110046	1.2407	0.9960	22.8820	21.6201	24.0022	22.8885
110048	***	*	18.8751	*	*	*
110049	1.0170	0.8006	17.1396	18.9096	19.8706	18.6923
110050	1.1505	*	18.9048	*	25.6020	*
110051	1.1250	0.8006	17.2050	17.6816	19.0995	18.0105
110054	1.4590	0.9851	20.7825	20.5387	22.2250	21.1685
110056	0.9430	0.8006	17.9037	21.7608	23.0080	20.9242
110059	1.1175	0.8006	17.8076	19.9802	18.7097	18.8340
110061	0.9467	*	17.4601	18.6696	*	*
110062	***	*	17.9422	*	*	*

Provider Number	Case-Mix Index	FY 2005 Wage Index	Average Hourly Wage FY 2003	Average Hourly Wage FY 2004	Average Hourly Wage FY 2005 <sup>1</sup>	Average Hourly Wage ** (3 yrs)
110063	1.0952	0.8296	18.0256	19.4401	20.3760	19.3446
110064	1.4533	0.8691	18.8742	21.7636	23.8739	21.4770
110065	***	*	16.9829	*	*	*
110066	***	*	23.4554	*	*	*
110069	1.1885	0.9535	21.1513	21.0518	22.3006	21.5110
110070	***	*	19.6361	*	*	*
110071	0.9988	0.8006	21.5042	15.2336	13.3731	15.9957
110072	***	*	13.6626	*	*	*
110073	1.0530	0.8006	17.9372	15.2711	16.3610	16.3982
110074	1.5016	1.0173	24.4924	24.4094	27.5836	25.4906
110075	1.2692	0.9464	20.1604	20.4634	20.9973	20.5420
110076	1.4252	0.9960	23.6127	23.8211	25.2424	24.2729
110078	2.0457	0.9960	25.7416	28.2149	27.8627	27.2910
110079	1.3563	0.9960	22.3641	22.8017	24.5255	23.2240
110080	1.5253	0.9960	19.4635	24.1958	21.5482	21.5982
110082	1.9176	0.9960	22.7015	27.2931	28.9731	26.1071
110083	1.9429	0.9960	22.2609	24.6460	26.2604	24.4266
110086	1.3421	0.8006	19.0163	18.8751	20.8557	19.5405
110087	1.4195	0.9960	24.0994	25.7908	26.2872	25.4624
110089	1.1339	0.8006	19.0453	20.6757	21.2013	20.3266
110091	1.2984	0.9960	23.7110	24.3354	26.3857	24.8617
110092	1.0361	0.8006	15.9178	16.9116	18.7397	17.2529
110094	***	*	16.8890	*	*	*
110095	1.4143	0.8006	18.9904	20.1024	21.8709	20.3886
110096	1.0627	0.8006	18.0418	18.5513	19.4498	18.6974
110097	***	*	17.8454	*	*	*
110098	***	*	16.7800	*	*	*
110100	0.9729	0.8006	18.6821	15.1316	16.5833	16.8273
110101	1.0212	0.8006	13.8787	13.3943	14.4630	13.9254
110103	***	*	21.5685	*	*	*
110104	1.0566	0.8006	16.6322	17.9805	19.5575	18.0908
110105	1.2669	0.8006	18.1306	19.2156	20.6270	19.3315
110107	1.8355	0.9922	21.2267	21.8167	26.0763	23.0323
110108	***	*	20.1141	*	*	*
110109	1.0382	0.8006	16.5977	18.7397	20.4726	18.5175
110111	1.1261	0.9183	18.4274	20.9535	20.5577	20.0362
110112	0.9511	0.8006	18.9574	20.4565	21.0612	20.1809
110113	1.0602	0.9156	16.0942	18.0770	16.7641	16.9657

Provider Number	Case-Mix Index	FY 2005 Wage Index	Average Hourly Wage FY 2003	Average Hourly Wage FY 2004	Average Hourly Wage FY 2005 <sup>1</sup>	Average Hourly Wage ** (3 yrs)
110114	***	*	16.8297	*	*	*
110115	1.7377	0.9960	26.5759	26.3274	29.8699	27.5187
110118	1.0120	*	17.5714	17.7344	*	*
110120	1.0949	*	18.4738	20.3098	*	*
110121	1.1030	0.8006	18.8744	19.5230	21.2534	19.8995
110122	1.4509	0.8493	20.6070	20.4184	22.0210	21.0497
110124	1.0794	0.8434	19.4093	19.7004	20.9334	20.0283
110125	1.1364	0.8006	19.5666	19.8695	22.1458	20.5878
110127	***	*	16.1108	*	*	*
110128	1.2178	0.9464	20.3047	28.4943	23.2576	23.6773
110129	1.5416	0.8691	20.9442	21.8204	22.4202	21.7655
110130	0.9146	0.8006	16.6915	17.5272	17.6529	17.3161
110132	1.0949	0.8006	17.1821	17.2924	18.9927	17.8306
110134	***	*	19.0305	*	*	*
110135	1.2035	0.8006	15.6668	18.5125	20.0057	17.8218
110136	1.0848	0.8267	20.7827	21.1235	22.7715	21.5466
110141	***	*	13.2711	*	*	*
110142	0.9666	0.8006	14.1203	16.3359	17.3328	15.9707
110143	1.3843	0.9960	22.4254	24.3898	25.4932	24.1200
110144	***	*	17.5678	*	*	*
110146	1.0684	0.8006	17.8499	17.2250	19.9221	18.2306
110149	1.2567	0.9960	25.2525	25.3619	24.7686	25.1225
110150	1.2424	0.9814	22.8322	22.7366	23.8157	23.1526
110152	***	*	16.3837	*	*	*
110153	1.1180	0.9535	20.6972	21.5300	22.8660	21.6706
110154	***	*	16.5286	*	*	*
110155	***	*	16.4757	16.1785	*	*
110156	***	*	16.0759	*	*	*
110161	1.4753	0.9960	24.5776	26.4200	27.4435	26.2006
110163	1.4631	1.1277	20.1183	21.9411	25.5461	22.4274
110164	1.5194	0.9922	22.6605	23.7801	26.4450	24.2372
110165	1.4250	0.9960	22.5604	23.4071	24.3897	23.4742
110166	2.0118	0.9922	22.3822	23.6665	25.2264	23.5687
110168	1.8754	0.9851	22.3181	23.3426	24.6321	23.4811
110169	***	*	23.3749	24.7083	*	*
110171	***	*	24.5313	32.6386	*	*
110172	1.3239	0.9960	24.7005	25.2396	27.0240	25.6126
110177	1.6345	0.9183	22.7831	24.0700	25.0129	24.0267

Provider Number	Case-Mix Index	FY 2005 Wage Index	Average Hourly Wage FY 2003	Average Hourly Wage FY 2004	Average Hourly Wage FY 2005 <sup>1</sup>	Average Hourly Wage ** (3 yrs)
110179	***	*	24.3673	26.0365	26.1173	25.4991
110181	***	*	13.9591	*	*	*
110183	1.2715	0.9960	24.2899	26.4248	27.6020	26.1456
110184	1.2285	0.9960	22.2761	24.3379	25.5420	24.0982
110185	***	*	17.3330	*	*	*
110186	1.3009	0.8691	19.7172	21.1176	23.2348	21.4537
110187	1.2677	0.9851	22.8248	23.2571	22.5730	22.8794
110188	***	*	22.0258	24.4785	*	*
110189	1.1401	0.9851	19.8453	21.4255	23.9404	21.7778
110190	1.0754	0.8188	20.7292	21.9008	19.1054	20.4860
110191	1.3005	0.9960	21.3404	24.0572	25.8409	23.7862
110192	1.3263	0.9960	22.9684	24.3823	25.7406	24.4508
110193	1.3262	0.9960	22.1477	25.1779	27.8223	25.0972
110194	0.9360	0.8006	15.8129	16.8075	16.3148	16.3086
110195	***	*	10.9444	*	*	*
110198	1.3384	0.9960	24.8275	28.0634	30.8014	28.0274
110200	1.8886	0.8691	17.9632	20.1816	21.2177	19.8668
110201	1.4223	0.9922	21.9313	24.1171	27.0388	24.1702
110203	0.9491	0.9960	24.2061	30.2609	25.8951	26.5225
110204	***	*	35.3698	*	*	*
110205	1.1013	0.9851	20.1405	23.1969	20.6150	21.2933
110207	***	*	14.6045	*	*	*
110208	***	*	15.0350	*	*	*
110209	0.6023	0.8006	20.0630	17.4145	19.1000	18.8543
110211	***	*	20.1023	*	*	*
110212	0.9725	0.8334	15.8420	18.7651	20.9365	18.2449
110215	1.2616	0.9960	21.0263	22.5679	23.9657	22.7016
110218	***	*	*	*	26.1073	*
110219	1.3949	0.9960	*	*	27.1880	*
120001	1.6968	1.1019	29.4126	30.0871	31.7108	30.3779
120002	1.2465	1.0580	23.5667	24.2715	26.9900	24.9958
120003	***	*	24.6238	*	*	*
120004	1.2923	1.1019	26.1398	26.8010	28.3569	27.1076
120005	1.3260	1.0580	22.3213	23.0113	26.9053	24.1323
120006	1.1925	1.1019	26.6302	28.1562	29.6751	28.1658
120007	1.7873	1.1019	22.7179	27.8497	28.7964	26.1945
120009	***	*	16.7629	*	*	*
120010	1.8869	1.1019	24.9089	25.4050	27.1265	25.7490

Provider Number	Case-Mix Index	FY 2005 Wage Index	Average Hourly Wage FY 2003	Average Hourly Wage FY 2004	Average Hourly Wage FY 2005 <sup>1</sup>	Average Hourly Wage ** (3 yrs)
120011	1.4126	1.1019	35.2051	30.9308	31.7447	32.4428
120012	***	*	22.0372	*	*	*
120014	1.2204	1.0580	25.3557	25.3682	28.0786	26.2546
120016	***	*	43.5064	39.1173	52.1034	44.5404
120019	1.1335	1.0580	23.8536	24.4036	28.9661	25.6590
120021	***	*	36.8291	*	*	*
120022	1.8197	1.1019	22.2781	22.4951	24.7875	23.2173
120024	0.8663	1.0580	21.9657	*	*	*
120025	0.7128	1.1019	40.1342	40.2473	48.7148	43.1744
120026	1.3584	1.1019	25.7023	26.3653	28.5048	26.8979
120027	1.2398	1.1019	23.1434	24.9464	26.4630	24.7136
120028	1.2861	1.0580	27.5365	29.5070	31.3195	29.4817
130001	***	*	19.6328	*	*	*
130002	1.3455	0.9032	18.5746	20.1143	21.6626	20.1741
130003	1.4035	1.0203	23.0994	23.9403	25.4904	24.2000
130005	***	*	22.6364	24.4844	25.2550	24.0521
130006	1.7403	0.9338	21.4640	22.8567	24.3982	22.9900
130007	1.7612	0.9338	22.0895	22.8475	24.8764	23.3254
130008	0.9741	*	19.3392	*	*	*
130009	0.9211	*	20.8748	*	*	*
130010	***	*	17.7826	*	*	*
130011	1.1706	0.8859	22.1125	23.1120	22.9336	22.7137
130012	***	*	24.2451	*	*	*
130013	1.3471	0.9338	22.6624	23.5316	26.3118	24.2162
130014	1.2440	0.9338	19.8240	21.6495	23.4789	21.6591
130015	***	*	16.4136	*	*	*
130016	***	*	20.1221	*	*	*
130017	***	*	19.9511	*	*	*
130018	1.5598	0.9229	20.0563	22.2249	23.9798	22.1211
130019	***	*	19.5147	*	*	*
130021	0.8818	*	14.4430	18.0006	18.9400	16.8542
130022	1.1120	*	19.7814	21.5602	*	*
130024	1.1790	0.8869	19.9934	22.1610	21.7853	21.3344
130025	1.2218	0.8528	17.5989	18.7814	19.7066	18.7126
130026	1.1696	0.9229	23.2094	24.4976	25.4020	24.3594
130027	***	*	20.6641	*	*	*
130028	1.3053	0.9589	21.2217	21.1492	25.2938	22.5343
130029	***	*	22.9242	*	*	*

Provider Number	Case-Mix Index	FY 2005 Wage Index	Average Hourly Wage FY 2003	Average Hourly Wage FY 2004	Average Hourly Wage FY 2005 <sup>1</sup>	Average Hourly Wage ** (3 yrs)
130030	***	*	18.5826	*	*	*
130031	***	*	20.4144	*	*	*
130034	***	*	20.5802	*	*	*
130035	***	*	17.2864	*	*	*
130036	***	*	15.1590	18.5921	16.7907	16.7949
130037	***	*	19.2108	*	*	*
130043	***	*	17.6920	*	*	*
130044	***	*	18.7068	*	*	*
130045	0.9546	*	17.5152	19.0270	*	*
130049	1.3517	1.0458	22.0520	23.7212	24.5841	23.4851
130054	***	*	16.4674	*	*	*
130056	***	*	28.8005	*	*	*
130060	***	*	23.2512	24.6773	26.7516	24.9541
130062	0.8368	0.9040	19.8264	24.0494	16.7951	20.0540
130063	1.5235	0.9338	18.4797	18.8782	20.9502	19.4897
140001	1.1657	0.8347	18.1511	20.0247	21.4779	19.9510
140002	1.3101	0.9083	20.9959	23.0207	24.4908	22.8160
140003	1.0503	*	18.0163	19.2097	22.6230	19.9654
140004	1.2045	*	18.9713	*	*	*
140005	0.9238	*	12.4144	13.2365	*	*
140007	1.3166	1.0864	24.9847	25.1836	26.7943	25.6480
140008	1.4523	1.0864	24.2634	26.3287	27.2211	25.9317
140010	1.4498	1.0864	28.0863	29.0224	31.5774	29.7507
140011	1.1617	0.8347	18.4052	19.0903	20.6338	19.4213
140012	1.1857	1.0727	22.5885	24.4070	24.3675	23.8348
140013	1.3487	0.8913	20.3147	19.9800	22.6022	20.9786
140014	***	*	22.2945	*	*	*
140015	1.3003	0.8973	20.3540	21.4328	22.2266	21.3909
140016	1.0418	0.8347	15.4453	16.3417	17.1372	16.3009
140018	1.3576	1.0864	23.4062	24.3285	27.3334	25.0042
140019	0.9983	0.8347	16.1180	17.4206	18.4554	17.2801
140024	0.9876	0.8347	16.1032	15.6616	16.9672	16.2623
140025	***	*	21.7775	*	*	*
140026	1.1694	0.8693	19.7839	20.4084	21.6847	20.6233
140027	1.1806	0.8632	20.5979	20.9855	22.6208	21.4013
140029	1.5550	1.0864	28.5670	25.0485	27.7304	27.0375
140030	1.7126	1.0864	25.3715	26.5733	28.7623	26.9353
140031	***	*	16.9650	*	*	*



Provider Number	Case-Mix Index	FY 2005 Wage Index	Average Hourly Wage FY 2003	Average Hourly Wage FY 2004	Average Hourly Wage FY 2005 <sup>1</sup>	Average Hourly Wage ** (3 yrs)
140032	1.1932	0.8973	19.8033	20.6273	22.8157	21.1074
140033	1.2754	1.0746	22.8705	23.4279	26.1553	24.1573
140034	1.2111	0.8973	19.7711	20.9635	22.1003	20.9052
140035	***	*	17.4515	*	*	*
140036	1.1832	*	21.2366	*	*	*
140037	0.9211	*	14.3082	15.5578	*	*
140038	***	*	19.8197	*	*	*
140040	1.2031	0.8632	18.0342	19.2160	20.0269	19.1108
140041	***	*	18.8043	*	*	*
140042	0.9886	*	16.1157	*	*	*
140043	1.2002	0.9484	21.7356	23.3751	26.0330	23.7570
140045	1.0210	0.8347	17.4262	18.9587	21.0042	19.1862
140046	1.4596	0.8973	20.0859	21.7969	22.5022	21.4825
140047	***	*	16.6672	*	*	*
140048	1.3065	1.0864	23.8652	25.9122	27.0874	25.6357
140049	1.5818	1.0864	26.7160	21.9546	26.6533	25.1874
140051	1.5823	1.0864	24.7180	24.2472	27.9935	25.6434
140052	1.1905	0.9083	21.0450	21.8161	22.2588	21.6993
140053	1.8922	0.8732	20.9768	22.6099	23.5477	22.3774
140054	1.4086	1.0864	23.9459	35.5659	31.7265	30.4170
140055	***	*	15.8756	*	*	*
140058	1.3696	0.8732	19.1199	20.5089	22.1269	20.5860
140059	1.1866	0.9083	18.2593	19.9777	22.7121	20.2903
140061	0.9554	0.8347	18.4264	22.7515	30.9925	22.9450
140062	1.2110	1.0864	28.6390	30.7005	31.2359	30.2222
140063	1.3734	1.0864	29.6998	30.5430	26.5584	28.8346
140064	1.1954	0.8347	19.6954	20.6505	21.7470	20.6960
140065	1.4045	1.0864	25.5939	26.3521	26.1904	26.0502
140066	1.2215	0.9083	15.4818	18.0915	20.4353	17.7146
140067	1.7807	0.8913	20.7511	21.9579	23.5906	22.1449
140068	1.1992	1.0864	22.3622	24.1316	25.8963	24.0800
140069	***	*	17.7785	*	*	*
140070	***	*	25.2646	25.2960	*	*
140074	***	*	22.2563	*	*	*
140075	1.3230	1.0864	21.8472	26.5350	26.9257	24.7743
140077	1.0226	0.9083	17.3236	18.0487	19.0922	18.2004
140079	***	*	22.7046	25.7090	29.3040	25.9482
140080	1.4884	1.0864	22.0682	24.4056	26.0109	24.1401

Provider Number	Case-Mix Index	FY 2005 Wage Index	Average Hourly Wage FY 2003	Average Hourly Wage FY 2004	Average Hourly Wage FY 2005 <sup>1</sup>	Average Hourly Wage ** (3 yrs)
140081	***	*	18.1746	*	*	*
140082	1.5007	1.0864	26.5960	25.0474	26.8077	26.1158
140083	1.1851	1.0864	20.7703	23.2822	24.6491	22.8432
140084	1.2127	1.0746	23.0263	25.4818	27.6819	25.4191
140086	***	*	19.1815	*	*	*
140087	***	*	21.4593	*	*	*
140088	1.8662	1.0864	26.5258	28.4219	31.0364	28.5985
140089	1.2472	0.8347	19.3230	20.7632	22.1227	20.7470
140090	***	*	28.0530	35.0300	*	*
140091	1.7937	0.9573	23.5559	23.7560	26.1075	24.5322
140093	1.1498	0.8404	20.7564	21.5376	22.1540	21.4704
140094	1.1421	1.0864	22.8892	24.2166	25.3678	24.1743
140095	1.2829	1.0864	25.5716	24.7706	29.9746	26.8933
140097	***	*	21.8418	*	*	*
140100	1.3435	1.0746	23.8226	27.1868	32.8743	28.2968
140101	1.2007	1.0864	23.1418	24.6106	25.4784	24.4645
140102	1.0403	0.8732	18.6328	19.8678	21.2278	19.9151
140103	1.3360	1.0864	19.1834	21.2404	21.7512	20.7501
140105	1.2561	1.0864	23.8258	27.3323	26.3054	25.7682
140107	***	*	11.5827	*	*	*
140108	***	*	27.9140	*	*	*
140109	1.0764	0.8347	15.9178	16.4261	17.8103	16.7311
140110	1.0579	0.8913	20.9631	21.9880	25.6561	22.9121
140112	***	*	18.1119	*	*	*
140113	1.5249	0.9573	26.2393	25.6621	23.5337	25.1119
140114	1.3958	1.0864	23.0383	24.1926	25.7968	24.3761
140115	1.0660	1.0864	20.4587	25.3410	26.3677	23.9652
140116	1.2917	1.0864	25.5980	26.8924	30.5166	27.7940
140117	1.5053	1.0864	22.0889	23.3531	25.6314	23.7250
140118	1.7034	1.0864	25.3249	26.7350	27.7392	26.5951
140119	1.8037	1.0864	30.6468	31.3486	33.6302	31.8532
140120	1.2165	0.8913	17.7667	20.3237	22.5795	20.1397
140121	1.2420	*	16.2607	17.6019	*	*
140122	1.4030	1.0864	26.7882	26.8595	26.4991	26.7112
140124	1.0983	1.0864	30.6820	30.9648	35.2798	32.2749
140125	1.1833	0.9083	17.8190	19.5359	20.7189	19.3549
140127	1.6064	0.9110	20.8397	21.3102	22.8172	21.6942
140128	***	*	23.5481	*	*	*

Provider Number	Case-Mix Index	FY 2005 Wage Index	Average Hourly Wage FY 2003	Average Hourly Wage FY 2004	Average Hourly Wage FY 2005 <sup>1</sup>	Average Hourly Wage ** (3 yrs)
140129	1.0370	*	21.6253	21.6495	*	*
140130	1.2473	1.0746	26.0464	25.7324	26.3518	26.0481
140132	***	*	23.7046	23.0595	*	*
140133	1.2922	1.0864	20.1740	24.0458	26.1599	23.3563
140135	1.3866	0.8347	18.2479	19.7919	21.2104	19.8265
140137	1.0533	0.9080	20.4807	21.6017	20.5053	20.8543
140138	***	*	14.5771	*	*	*
140140	1.0631	*	18.8186	19.1636	21.4710	19.8054
140141	1.0542	*	20.2605	20.3706	23.0515	21.2286
140143	1.1173	0.8913	19.9885	22.0009	23.8255	21.7978
140144	0.9556	*	24.8854	26.9258	27.8046	26.5266
140145	1.0810	0.9083	19.4509	19.6429	21.6168	20.2676
140146	***	*	19.4272	*	*	*
140147	1.1707	0.8347	17.1013	18.2692	19.5896	18.3227
140148	1.7637	0.8732	19.7630	21.5777	23.0022	21.4874
140150	1.6882	1.0864	28.9853	32.9291	33.9013	31.9623
140151	0.8245	1.0864	20.8820	21.5167	22.4842	21.6382
140152	1.2362	1.0864	28.3946	28.5468	29.6882	28.9127
140155 <sup>2</sup>	1.2660	1.0864	24.2906	25.2034	27.6610	25.6644
140158	1.3789	1.0864	23.7428	22.5638	23.8542	23.3705
140160	1.1811	0.9484	19.8825	20.9986	22.7002	21.1923
140161	1.1461	1.0727	21.2045	22.2191	24.1071	22.5592
140162	1.5965	0.9110	21.6901	22.6426	26.0312	23.5146
140164	1.7044	0.8973	19.8246	19.7774	22.0424	20.5911
140165	1.0546	0.8347	16.3700	17.0666	15.9312	16.4256
140166	1.1540	0.8347	19.3672	20.7849	21.7776	20.5857
140167	1.0595	1.0128	18.8532	19.5959	19.7610	19.4061
140168	1.1488	0.9083	18.2896	18.7504	20.0225	19.0253
140170	0.9716	0.8347	17.6901	17.0665	17.1608	17.3221
140171	0.9425	*	15.2617	17.3214	*	*
140172	1.3543	1.0864	24.8587	27.3372	27.1121	26.5971
140173	0.8466	*	16.0030	*	*	*
140174	1.4929	1.0864	22.0418	23.6893	24.7011	23.4906
140176	1.2285	1.0864	26.3468	25.6824	28.9378	27.1086
140177	0.9662	1.0864	20.3142	20.8526	19.3328	20.1303
140179	1.3331	1.0864	22.7345	24.1539	26.3200	24.4164
140180	1.3175	1.0864	22.7508	25.4022	27.4366	25.1661
140181	1.1869	1.0864	22.6643	23.7308	23.6034	23.3513

Provider Number	Case-Mix Index	FY 2005 Wage Index	Average Hourly Wage FY 2003	Average Hourly Wage FY 2004	Average Hourly Wage FY 2005 <sup>1</sup>	Average Hourly Wage ** (3 yrs)
140182	1.4794	1.0864	25.1302	32.1969	28.0337	28.3827
140184	1.2064	0.8347	17.9169	20.6499	20.1279	19.5955
140185	1.4747	0.9083	18.8573	20.0903	22.0222	20.3386
140186 <sup>2</sup>	1.4865	1.0864	25.6807	26.0970	28.1977	26.7088
140187	1.5935	0.9083	19.4049	20.5829	22.0674	20.6496
140189	1.1662	0.9573	21.1515	22.5875	25.6954	23.0907
140190	1.0848	0.8347	16.6674	17.9193	18.8530	17.7856
140191	1.3262	1.0864	27.4166	24.5446	25.2817	25.6418
140193	1.0287	*	18.5651	20.5958	22.9443	20.6815
140197	1.2694	1.0864	19.9407	19.2980	21.8060	20.3232
140199	1.0531	0.8347	18.5409	19.7888	21.3464	19.8905
140200	1.4422	1.0864	22.4627	24.1358	24.9217	23.8647
140202	1.5835	1.0746	25.2777	26.2460	27.4336	26.4012
140203	1.0582	1.0864	24.8870	26.5789	28.2212	26.6848
140205	2.1121	0.9607	*	25.1010	*	*
140206	1.1091	1.0864	22.8223	24.7616	27.5481	24.9466
140207	1.3545	1.0864	25.4539	23.3197	25.7331	24.9515
140208	1.6850	1.0864	28.3112	27.4671	27.6586	27.7968
140209	1.5598	0.8913	20.2433	22.0813	23.3886	21.9504
140210	1.1293	0.8347	15.5345	15.5339	16.6729	15.9015
140211	1.2517	1.0864	22.8852	25.8556	29.5114	26.2011
140213	1.2057	1.0864	25.6839	27.4607	29.1649	27.5019
140215	***	*	18.5503	18.6962	22.3097	19.7686
140217	1.4108	1.0864	25.9030	24.7146	29.3711	26.6990
140218	***	*	17.4171	*	*	*
140220	***	*	19.3915	*	*	*
140223	1.4799	1.0864	26.2168	27.4355	29.2540	27.6782
140224	1.4068	1.0864	25.6766	27.1725	29.0350	27.4449
140228	1.5712	0.9607	21.8627	22.9899	25.0074	23.3128
140230	***	*	12.3494	*	*	*
140231	1.4680	1.0864	26.0208	25.5536	28.3545	26.6937
140233	1.5672	0.9607	24.4419	24.7103	27.3379	25.5650
140234	1.0706	0.8913	19.7266	20.8676	23.2604	21.3613
140239	1.5363	0.9607	21.6074	23.9205	24.2112	23.2443
140240	1.3733	1.0864	25.1418	25.0325	27.2654	25.8268
140242	1.4802	1.0864	26.1850	28.8686	30.4005	28.5596
140245	0.9868	0.8347	15.1320	15.2537	16.0772	15.4874
140246	0.9890	*	15.0650	16.1305	*	*

Provider Number	Case-Mix Index	FY 2005 Wage Index	Average Hourly Wage FY 2003	Average Hourly Wage FY 2004	Average Hourly Wage FY 2005 <sup>1</sup>	Average Hourly Wage ** (3 yrs)
140250	1.2497	1.0864	25.3410	25.5501	27.4628	26.1221
140251	1.3775	1.0864	23.5128	24.8256	26.7266	25.0191
140252	1.4262	1.0864	26.4715	28.3479	30.2656	28.4235
140253	***	*	18.4567	*	*	*
140258	1.5154	1.0864	25.0743	27.5741	27.9478	26.9112
140271	0.8694	0.8732	16.0351	17.5174	18.8535	17.5336
140275	1.2785	0.8758	22.9656	23.1871	25.2824	23.7763
140276	1.8202	1.0864	26.1713	25.3222	27.5936	26.3414
140280	1.5093	0.8758	20.0763	21.7004	21.9302	21.2393
140281	1.6375	1.0864	26.5197	27.9115	29.2602	27.9572
140285	1.2857	0.8732	15.7435	*	17.7824	*
140286	1.1614	1.0864	24.0369	25.5805	28.4378	26.0735
140288	1.5412	1.0864	25.8717	26.3572	26.9581	26.4221
140289	1.3742	0.9083	17.7886	20.7506	22.3274	20.3275
140290	1.3630	1.0864	26.5055	29.9098	28.6926	28.4189
140291	1.2222	1.0746	26.8629	27.6675	28.2338	27.6174
140292	1.1261	1.0864	26.8610	26.4077	26.1781	26.4582
140294	1.1472	0.8347	19.4218	21.7473	22.6123	21.2212
140300	1.3128	1.0864	28.9830	30.5172	33.3983	30.9640
150001	1.1574	1.0104	22.6875	25.4897	27.1021	25.2130
150002	1.4200	1.0727	20.7353	22.3327	23.3804	22.1505
150003	1.6797	0.9051	21.4649	21.0944	23.3196	21.9918
150004	1.5136	1.0727	22.8061	23.6169	24.8884	23.7405
150005	1.2283	1.0104	22.8149	23.8818	25.4443	24.1126
150006	1.2533	0.9434	21.8435	23.1779	24.8976	23.3421
150007	1.3410	0.9023	21.2811	22.1098	23.5841	22.4141
150008	1.3398	1.0727	23.0208	23.8916	23.6953	23.5330
150009	1.3317	0.9146	19.5869	19.4763	20.4993	19.8592
150010	1.3622	0.9023	21.2466	22.5445	23.9740	22.6422
150011	1.1427	0.9403	19.9096	22.1559	23.2249	21.7803
150012	1.6025	0.9434	21.7903	23.1644	22.9314	22.6416
150013	0.9576	0.8699	17.5531	19.8564	19.7689	19.0865
150014	1.4141	1.0104	22.8402	24.3754	26.5785	24.5423
150015	1.3157	1.0727	24.2370	23.1616	24.3015	23.8826
150017	1.8504	0.9802	20.6758	22.7979	23.7180	22.4365
150018	1.5738	0.9257	22.8922	24.6138	24.7048	24.1143
150019	1.1574	*	19.8341	17.3170	*	*
150020	1.0363	*	15.9405	18.4689	*	*

Provider Number	Case-Mix Index	FY 2005 Wage Index	Average Hourly Wage FY 2003	Average Hourly Wage FY 2004	Average Hourly Wage FY 2005 <sup>1</sup>	Average Hourly Wage ** (3 yrs)
150021	1.6999	0.9802	23.3800	24.3658	27.8168	25.1834
150022	1.0551	0.8699	18.7751	22.2973	22.8035	21.5527
150023	1.5373	0.8699	20.3015	20.6926	23.1253	21.3434
150024	1.4254	1.0104	19.8368	21.7593	24.7879	22.0685
150026	1.3273	0.9257	21.9448	23.2169	23.7185	22.9747
150027	1.0733	1.0114	19.4238	21.5766	21.2855	20.7979
150029	1.3561	0.9434	24.8939	25.2067	23.4103	24.3976
150030	1.1853	1.0104	20.7256	23.0196	24.4361	22.7653
150031	1.1068	*	21.3494	18.9180	*	*
150033	1.7170	1.0104	23.0756	24.1701	25.8851	24.3767
150034	1.4698	1.0864	23.3718	22.8812	23.9388	23.4018
150035	1.4772	0.9405	22.3779	23.5468	26.0952	24.0002
150036	***	*	22.1464	*	*	*
150037	1.2949	1.0104	22.3699	24.4997	27.7009	24.8057
150038	1.1542	1.0104	20.3454	21.6608	24.4188	22.0777
150039	1.1313	*	16.0227	*	*	*
150042	1.3731	0.8699	18.0185	23.7838	21.9917	21.0664
150043	1.0188	*	20.6301	*	*	*
150044	1.2944	0.9146	19.8951	20.5156	23.1200	21.1614
150045h	1.0886	0.9802	20.6406	23.0361	24.2899	22.7402
150046	1.3804	0.8699	19.4146	20.3453	21.0417	20.2984
150047	1.6982	0.9802	21.9824	24.8786	24.5455	23.7796
150048	1.2368	0.8699	21.1441	22.5181	24.5864	22.7864
150049	1.2004	0.8699	21.6309	18.4942	20.2178	20.1025
150050	***	*	18.0411	*	*	*
150051	1.5967	0.8699	20.6895	21.4009	22.6866	21.6323
150052h	1.0837	0.9146	18.8345	19.1070	19.6073	19.1807
150053	***	*	18.3494	*	*	*
150054	***	*	19.3424	*	*	*
150056	1.8813	1.0104	23.0603	24.7841	27.6754	25.1879
150057	2.0625	1.0104	17.4043	28.0884	22.7804	22.2798
150058	1.5636	0.9434	23.0273	24.9479	26.9753	25.0080
150059	1.5623	1.0104	23.1398	25.6738	27.0792	25.3799
150060	1.1052	0.8699	19.5011	19.8990	23.2409	20.8351
150061	1.1811	0.8699	19.4014	19.2826	21.3640	20.0300
150062	1.1794	0.8852	21.2607	22.9214	23.5550	22.5696
150063	***	*	24.8588	24.4091	19.0377	22.9018
150064	1.1554	0.8699	20.6232	21.2512	21.6370	21.1751

Provider Number	Case-Mix Index	FY 2005 Wage Index	Average Hourly Wage FY 2003	Average Hourly Wage FY 2004	Average Hourly Wage FY 2005 <sup>1</sup>	Average Hourly Wage ** (3 yrs)
150065	1.1210	0.8842	21.4572	23.0636	24.4451	23.0185
150066	0.8962	*	19.6845	*	*	*
150067	1.0677	*	20.5000	21.4374	*	*
150069	1.1934	0.9537	23.5510	23.8353	25.3445	24.1524
150070	0.9378	0.8699	18.9332	20.7413	22.6260	20.8438
150071	***	*	16.4179	*	*	*
150072	1.1779	0.8699	18.5813	18.5447	20.3191	19.1866
150073	***	*	19.8034	14.8287	*	*
150074	1.5196	1.0104	21.3500	22.9598	24.4374	22.9562
150075	1.1297	0.9802	17.2267	20.1119	24.2085	20.3068
150076	1.1964	0.9434	23.3724	25.4519	24.1434	24.3143
150078	0.9872	0.9306	20.2068	20.1259	21.2476	20.5686
150079	1.0889	0.9146	18.3667	19.3860	20.6486	19.4947
150082	1.7416	0.8699	19.6881	21.0651	22.2054	21.0724
150084	1.8295	1.0104	24.9529	27.8354	28.7722	27.2590
150086	1.2207	0.9537	19.7763	21.5815	22.4471	21.3241
150088	1.2980	0.9403	22.3055	22.2627	23.0998	22.5643
150089	1.5120	0.8699	21.5664	21.6806	22.6545	21.9840
150090	1.3579	1.0727	21.9803	24.9021	24.6758	23.7887
150091h	1.1509	0.9802	26.5235	26.4248	27.8087	26.8601
150092	***	*	18.2592	*	*	*
150094	***	*	16.8351	*	*	*
150095	***	*	22.3214	*	*	*
150096	0.9574	0.8699	*	19.7975	21.9091	*
150097	1.0619	1.0104	21.1462	22.4564	24.4179	22.7769
150098	1.1551	*	16.4763	*	*	*
150100	1.7146	0.8699	18.7289	21.2980	22.2687	20.6246
150101	1.0195	0.9802	21.2025	26.1271	27.9745	24.4114
150102	1.0993	0.8699	20.8817	21.3313	22.6870	21.6474
150103	***	*	19.3652	*	*	*
150104	1.0494	1.0104	21.3141	21.0799	21.8172	21.4108
150105	***	*	21.6975	*	*	*
150106h	0.9550	0.9802	18.7088	19.1976	20.9955	19.6788
150109	1.4074	0.9051	21.7870	23.4642	24.3786	23.2294
150111	1.3006	*	24.1560	*	*	*
150112	1.3928	1.0104	22.1939	23.5151	24.7455	23.4673
150113	1.2228	0.9403	20.5871	21.2412	23.0450	21.6918
150114	***	*	18.3097	*	*	*

Provider Number	Case-Mix Index	FY 2005 Wage Index	Average Hourly Wage FY 2003	Average Hourly Wage FY 2004	Average Hourly Wage FY 2005 <sup>1</sup>	Average Hourly Wage ** (3 yrs)
150115	1.2819	0.8699	18.1308	20.3863	20.5215	19.6986
150122	1.1308	0.8898	20.7540	22.2752	24.2471	22.4836
150123	0.9457	0.8699	16.2897	15.5997	15.3050	15.7485
150124	1.1116	0.8699	16.2104	17.9063	18.8218	17.6460
150125	1.4386	1.0727	22.0299	23.1464	24.3872	23.2299
150126	1.4368	1.0727	24.0000	24.1917	25.5585	24.5863
150127	***	*	18.0533	*	*	*
150128	1.3554	1.0104	20.4742	20.9869	23.1660	21.6089
150129	1.1673	1.0104	29.9888	34.3166	35.4311	33.2370
150130	1.0455	0.8699	18.3852	18.5578	21.5678	19.4353
150132	1.3738	1.0727	21.2747	22.2707	24.2559	22.6184
150133	1.2352	0.9134	20.0320	21.8807	21.8839	21.2868
150134	1.0649	0.9146	20.2764	20.7680	22.1085	21.0778
150136	1.1430	1.0104	22.9091	25.8467	25.7004	24.8117
150146	0.9981	0.9134	*	25.1827	26.1168	*
150147	0.9266	1.0727	*	*	32.3336	*
150148	***	*	*	26.2188	27.2081	*
150149	1.0002	0.8699	*	*	23.8554	*
150150	1.2142	0.9802	*	*	26.5138	*
160001	1.2068	0.9101	20.1699	22.8426	23.8657	22.2778
160002	1.1516	*	17.6600	19.9607	*	*
160003	1.0324	0.8515	17.5429	17.5050	19.0037	18.0283
160005	1.1479	0.8515	19.3348	20.3313	21.1745	20.2615
160007	***	*	14.9137	*	*	*
160008	1.0539	0.8515	16.7863	17.9463	19.8066	18.1465
160009	***	*	19.0664	*	*	*
160012	0.9609	*	17.9236	*	*	*
160013	1.1956	0.8733	20.3023	21.0541	23.0163	21.4347
160014	0.9530	0.8515	18.7253	18.3097	19.2447	18.7641
160016	1.5221	0.9101	21.6050	21.8400	21.2785	21.5641
160018	***	*	16.0794	*	*	*
160020	1.0802	0.8515	15.7960	16.6092	19.0043	17.1574
160021	***	*	16.7921	*	*	*
160023	***	*	15.3855	*	*	*
160024	1.5603	0.9266	20.5622	22.4256	24.2385	22.3852
160026	1.0142	0.9011	20.4567	22.8967	24.2045	22.5201
160027	***	*	18.2082	*	*	*
160028	1.3022	0.9740	22.9000	25.1998	26.0052	24.7057



Provider Number	Case-Mix Index	FY 2005 Wage Index	Average Hourly Wage FY 2003	Average Hourly Wage FY 2004	Average Hourly Wage FY 2005 <sup>1</sup>	Average Hourly Wage ** (3 yrs)
160029	1.5649	0.9649	22.2106	23.7268	24.9493	23.6562
160030	1.2511	0.9480	21.6899	23.3687	24.9920	23.3788
160031	0.9937	0.8515	16.8957	17.8994	18.5281	17.7876
160032	1.0477	0.8515	19.2464	20.5024	22.3837	20.7033
160033	1.7622	0.8758	20.1916	22.2660	23.4148	21.9600
160034	0.9396	0.8515	17.3644	19.0684	19.4837	18.6062
160035	***	*	17.0165	*	*	*
160036	***	*	20.2598	*	*	*
160037	0.9941	*	19.5067	*	*	*
160039	0.9716	0.8515	19.1998	19.8851	20.9623	20.0272
160040	1.2616	0.8963	19.6339	20.0567	21.8187	20.4960
160041	***	*	18.7943	*	*	*
160043	0.9238	*	16.7840	15.5765	*	*
160044	1.1446	0.8515	19.5552	19.0956	19.5635	19.3956
160045	1.7267	0.8963	21.4757	22.1285	24.4957	22.7180
160046	***	*	16.8665	*	*	*
160047	1.3794	0.9740	20.4259	22.1550	24.5000	22.4520
160048	1.0870	0.8515	17.2709	18.1174	19.5701	18.3315
160049	0.9487	*	15.3233	*	*	*
160050	1.0257	0.8515	21.1184	21.6247	23.8830	22.1800
160051	***	*	15.8213	*	*	*
160052	***	*	22.1933	*	*	*
160054	***	*	16.5258	*	*	*
160055	***	*	17.6177	*	*	*
160056	***	*	17.9534	*	*	*
160057	1.3030	0.9486	19.6802	20.8345	22.0472	20.8573
160058	1.8989	0.9649	22.2812	23.5663	25.5244	23.8102
160060	***	*	17.7489	*	*	*
160061	***	*	17.2064	*	*	*
160062	***	*	18.8162	*	*	*
160063	***	*	17.3770	*	*	*
160064	1.6399	1.0481	25.2962	23.8367	27.6301	25.5547
160065	***	*	17.0609	*	*	*
160066	1.1154	0.8515	19.3203	20.4609	21.4631	20.4247
160067	1.3343	0.8963	17.6602	19.9422	21.9418	19.6020
160068	***	*	20.5994	*	*	*
160069	1.4997	0.8730	20.5989	21.7197	22.7514	21.6807
160070	***	*	17.7856	*	*	*

Provider Number	Case-Mix Index	FY 2005 Wage Index	Average Hourly Wage FY 2003	Average Hourly Wage FY 2004	Average Hourly Wage FY 2005 <sup>1</sup>	Average Hourly Wage ** (3 yrs)
160072	1.0176	*	15.3384	15.8236	*	*
160073	***	*	15.5946	*	*	*
160074	1.0071	0.8515	18.4624	22.2988	20.2418	20.2627
160075	***	*	20.7843	*	*	*
160076	0.9967	0.8515	19.1590	20.1603	20.9749	20.1266
160077	***	*	15.0468	*	*	*
160079	1.5216	0.8963	20.5010	21.6562	22.5299	21.5681
160080	1.1984	0.9484	19.6680	21.1713	23.5721	21.3830
160081	1.1714	0.8515	19.1442	20.4415	21.3614	20.2899
160082	1.7886	0.9266	20.7306	21.6230	23.8181	22.0419
160083	1.6282	0.9266	21.3221	23.4670	25.0617	23.2724
160085	***	*	19.1929	*	*	*
160086	***	*	19.0477	*	*	*
160088	***	*	23.8098	*	*	*
160089	1.2688	0.9101	18.3526	19.9688	21.5693	19.9669
160090	1.0243	0.8515	18.4210	19.6767	21.2753	19.8215
160091	0.9671	0.8515	14.8904	16.1660	18.0630	16.3560
160092	1.0679	0.8515	17.9251	20.4731	22.0841	20.1247
160093	0.9714	*	19.5732	22.8553	*	*
160094	***	*	18.7835	*	*	*
160095	***	*	16.4927	*	*	*
160097	***	*	17.7860	*	*	*
160098	***	*	16.8997	*	*	*
160099	***	*	16.0710	*	*	*
160101	1.0847	0.9266	19.6314	22.1741	24.2309	21.9996
160102	***	*	14.4837	*	*	*
160103	***	*	19.6169	*	*	*
160104	1.2844	0.8758	21.0059	23.2832	24.0075	22.7783
160106	1.0578	*	19.4385	19.8905	21.4912	20.2695
160107	1.0418	0.8515	18.8937	19.5111	21.3754	19.9069
160108	***	*	17.7577	*	*	*
160109	0.9390	*	18.2938	*	*	*
160110	1.6822	0.8963	20.9959	21.9299	24.1762	22.4246
160111	***	*	15.1104	*	*	*
160112	1.2590	0.8515	19.6950	20.4038	21.8901	20.6784
160113	0.9564	0.8515	14.9448	16.7574	18.6599	16.7958
160114	0.9716	*	18.0532	19.1743	*	*
160115	1.0355	0.8515	16.9992	17.6815	19.5764	18.0168

Provider Number	Case-Mix Index	FY 2005 Wage Index	Average Hourly Wage FY 2003	Average Hourly Wage FY 2004	Average Hourly Wage FY 2005 <sup>1</sup>	Average Hourly Wage ** (3 yrs)
160116	1.0368	0.8515	18.4261	19.6923	22.2019	20.1223
160117	1.2931	0.8730	20.1682	22.3228	23.4250	21.9540
160118	1.0128	0.8515	17.1480	16.9466	18.3322	17.5246
160120	***	*	15.0576	*	*	*
160122	1.0449	0.8515	18.8470	21.2843	22.9565	21.0855
160124	1.1732	0.8515	19.9144	21.2279	22.7223	21.3019
160126	0.9909	0.8515	17.8643	20.0149	20.3748	19.3989
160129	***	*	18.0113	*	*	*
160130	0.9344	*	16.2628	*	*	*
160131	0.9568	*	16.5397	18.0486	*	*
160134	***	*	14.6396	*	*	*
160135	***	*	18.3973	*	*	*
160138	***	*	18.3956	*	*	*
160140	0.9931	0.8879	19.6154	22.1666	22.5230	21.4658
160142	***	*	17.2792	*	*	*
160143	1.0650	*	18.1287	19.0623	*	*
160145	***	*	17.8887	*	*	*
160146	1.4019	0.9067	19.0576	20.6638	20.9583	20.2206
160147	1.2381	0.9101	21.6062	22.7993	26.6577	23.7398
160151	***	*	18.3398	*	*	*
160152	***	*	17.0751	*	*	*
160153	1.6556	0.9067	22.7004	23.5212	26.3671	24.2226
170001	1.1801	0.8123	18.5120	19.8149	20.9837	19.7996
170004	***	*	17.2262	*	*	*
170006	1.2065	0.8573	19.1982	19.4488	20.6460	19.7801
170008	0.9258	*	17.7062	18.2352	*	*
170009	1.0753	0.9623	25.0508	25.8246	29.1979	26.7866
170010	1.2057	0.8737	19.5990	20.6294	21.2131	20.4787
170012	1.6314	0.9178	20.2412	21.8587	22.6869	21.5846
170013	1.6058	0.9178	20.1852	21.4954	23.1159	21.5977
170014	1.0121	0.9623	19.6044	21.3416	22.9772	21.2385
170015	0.9529	0.8123	17.2443	18.0485	19.1902	18.1581
170016	1.6872	0.8896	22.1023	22.9479	24.2336	23.1145
170017	1.1342	0.9472	19.7908	21.6323	23.3030	21.6195
170018	0.9045	0.8123	14.8793	16.9169	17.9497	16.6476
170019	1.2158	0.8123	17.4699	18.7916	20.3243	18.8417
170020	1.5359	0.9178	19.1418	20.6658	22.2571	20.7442
170022	1.1962	0.8123	20.3269	21.1947	22.9313	21.4834

Provider Number	Case-Mix Index	FY 2005 Wage Index	Average Hourly Wage FY 2003	Average Hourly Wage FY 2004	Average Hourly Wage FY 2005 <sup>1</sup>	Average Hourly Wage ** (3 yrs)
170023	1.4379	0.9178	19.6533	21.6273	23.2690	21.5239
170024	0.9817	*	15.0081	16.1196	*	*
170025	1.1417	*	19.1721	19.2123	*	*
170026	0.9204	*	16.9094	17.0836	*	*
170027	1.3807	0.8123	18.4466	20.7776	21.4678	20.2821
170030	0.9888	*	12.9413	*	*	*
170031	***	*	16.4661	*	*	*
170032	***	*	15.2207	*	*	*
170033	1.3966	0.9178	20.4533	20.0627	20.0801	20.2001
170034	0.8419	*	17.8240	18.1074	*	*
170035	***	*	19.8334	*	*	*
170038	***	*	15.2505	*	*	*
170039	0.9628	0.9458	18.5780	18.4473	20.1983	19.0814
170040	1.9259	0.9623	23.1014	24.5234	27.1771	25.0772
170041	0.9614	*	9.9263	13.9709	*	*
170045	0.9920	*	20.5454	*	*	*
170049	1.4655	0.9623	21.2917	22.9404	24.1208	22.8637
170051	***	*	16.9003	*	*	*
170052	1.1623	0.8123	16.0948	15.8809	17.3794	16.4626
170053	***	*	14.3629	*	*	*
170054	1.0156	*	15.2814	18.5239	17.5500	17.1080
170055	***	*	18.1782	*	*	*
170056	0.8477	*	19.7369	17.1872	*	*
170058	1.0958	0.8573	20.1090	23.0648	22.0398	21.7489
170060	0.9073	*	17.5289	*	*	*
170061	1.0019	*	15.6413	*	*	*
170063	***	*	13.7611	*	*	*
170066	***	*	16.8010	*	*	*
170067	***	*	20.7945	*	*	*
170068	1.1997	0.8123	19.2629	20.5512	20.8771	20.2365
170070	1.0667	0.8123	14.8349	15.0539	16.4767	15.4454
170073	***	*	17.7586	*	*	*
170074	1.1339	0.8123	17.6543	18.5446	20.4936	18.9467
170075	0.8625	0.8123	14.4939	15.6809	16.2047	15.4970
170076	0.9108	*	14.9393	*	*	*
170077	0.8861	*	14.1376	14.6377	*	*
170079	***	*	16.7227	*	*	*
170080	0.9403	*	13.6793	15.0079	*	*

Provider Number	Case-Mix Index	FY 2005 Wage Index	Average Hourly Wage FY 2003	Average Hourly Wage FY 2004	Average Hourly Wage FY 2005 <sup>1</sup>	Average Hourly Wage ** (3 yrs)
170081	***	*	15.0840	*	*	*
170082	0.8969	*	14.8154	15.9973	*	*
170084	***	*	13.6517	*	*	*
170085	0.8840	0.8123	21.8907	17.2585	18.4867	19.3032
170086	1.5612	0.8896	20.7298	22.1067	22.7737	21.8864
170089	***	*	20.2263	*	*	*
170090	0.9576	*	23.6839	16.3550	15.9807	17.8436
170093	0.8263	0.8123	14.7803	15.0307	16.8710	15.5787
170094	0.9972	0.8896	21.2484	20.1253	20.3678	20.6300
170095	0.9779	*	16.1078	*	*	*
170097	0.9058	*	18.6023	18.9865	20.3391	19.3146
170098	1.1165	0.8123	17.3479	18.6676	20.0078	18.6191
170099	1.1247	*	16.5248	15.8117	*	*
170101	0.8750	*	17.3382	17.9291	*	*
170102	***	*	14.4499	*	*	*
170103	1.2105	0.9472	18.6172	20.1263	21.4985	20.1233
170104	1.4993	0.9623	22.0671	23.6589	26.1866	23.9928
170105	1.0860	0.8123	18.2788	18.3824	19.6687	18.7982
170109	0.9735	0.9623	18.3483	20.7580	22.7166	20.6908
170110	1.0074	0.8123	21.0637	16.5883	21.8904	19.8917
170112	***	*	15.8097	*	*	*
170113	1.0161	*	16.4939	19.9957	*	*
170114	0.8679	0.8123	13.9726	17.4688	18.1610	16.3775
170115	***	*	13.0254	*	*	*
170116	1.0235	0.8123	19.4278	20.8800	23.1127	21.1385
170117	***	*	16.8301	*	*	*
170119	***	*	15.1981	*	*	*
170120	1.2174	0.8573	18.2832	18.5895	19.8723	18.9135
170122	1.6151	0.9472	21.4588	22.2681	24.5826	22.7368
170123	1.6521	0.9472	25.2122	25.0073	26.4676	25.5847
170124	***	*	16.3925	*	*	*
170126	***	*	14.5527	*	*	*
170128	***	*	17.6258	*	*	*
170133	1.0633	0.9623	19.9778	20.0593	21.7748	20.5957
170134	***	*	15.1932	*	*	*
170137	1.2717	0.8682	19.3344	21.4394	22.7676	21.1717
170139	***	*	14.8156	*	*	*
170142	1.3103	0.8123	19.0547	19.8269	22.4095	20.4139

Provider Number	Case-Mix Index	FY 2005 Wage Index	Average Hourly Wage FY 2003	Average Hourly Wage FY 2004	Average Hourly Wage FY 2005 <sup>1</sup>	Average Hourly Wage ** (3 yrs)
170143	1.1361	0.8123	16.3258	18.0308	19.7643	18.0791
170144	***	*	20.8488	23.9180	24.4259	22.7916
170145	1.0833	0.8737	20.1494	20.5143	21.4472	20.7120
170146	1.4820	0.9623	25.2520	27.0312	28.1965	26.9350
170147	1.2527	0.9472	18.4634	18.2480	23.1610	19.8742
170148	***	*	24.4828	26.3491	*	*
170150	1.1232	0.8123	14.9718	16.3724	17.4916	16.2770
170151	0.9404	*	14.5001	15.7242	*	*
170152	***	*	16.0930	*	*	*
170160	***	*	17.0628	*	*	*
170164	***	*	17.0792	*	*	*
170166	0.9239	0.8123	16.5113	17.8131	18.5978	17.6133
170171	***	*	14.7050	14.7251	*	*
170175	1.3386	0.9178	20.8671	22.5605	23.6262	22.2664
170176	1.3057	0.9623	23.5743	25.5404	24.2283	24.4336
170180	***	*	*	25.0935	*	*
170182	1.4803	0.9623	21.9797	23.2115	24.3820	23.2221
170183	1.9494	0.9472	16.6577	19.6919	22.8633	19.7661
170185	1.1226	0.9623	26.8136	26.8307	24.8478	26.0707
170186	2.9515	0.9472	33.2457	28.5602	30.5157	30.5405
170187	1.2282	0.8123	*	20.8289	21.0780	*
170188	2.1282	0.9623	*	25.2504	27.2225	*
170189	***	*	*	28.1996		*
170190	0.9116	0.8123	*	*	22.4865	*
170191	1.0067	0.8123	*	*	24.9599	*
180001	1.1948	0.9537	20.8169	22.2674	24.7647	22.5886
180002	1.0229	0.7813	19.8195	20.5135	21.6843	20.6864
180004	1.1189	0.7813	18.0494	19.8552	19.0834	18.9860
180005	1.1922	0.9009	23.4941	22.6704	22.8871	23.0158
180006	0.9801	0.7813	11.2872	14.4066	15.7136	13.5723
180007	1.4053	0.8067	18.6823	21.3545	21.8724	20.6451
180009	1.5859	0.9560	21.7746	22.4450	24.0971	22.8155
180010	1.9059	0.8067	19.4210	22.6846	16.6893	19.1813
180011	1.4295	0.8067	22.6798	18.8056	22.3183	21.2452
180012	1.4965	0.9146	19.6614	20.2758	22.9096	20.9578
180013	1.4558	0.9758	20.0950	21.0512	21.4728	20.9081
180014	***	*	23.0067	*	*	*
180016	1.2944	0.9146	19.7242	20.5203	22.2148	20.8553

Provider Number	Case-Mix Index	FY 2005 Wage Index	Average Hourly Wage FY 2003	Average Hourly Wage FY 2004	Average Hourly Wage FY 2005 <sup>1</sup>	Average Hourly Wage ** (3 yrs)
180017	1.2860	0.7813	16.7649	18.0329	19.0694	17.9749
180018	1.3805	0.8067	18.1529	17.5670	18.3314	18.0200
180019	1.1208	0.7813	19.5953	20.8416	22.0379	20.8096
180020	1.0654	0.7813	19.4391	20.9964	22.3477	20.9038
180021	1.1248	0.7813	16.5377	17.6331	17.9346	17.3741
180023	***	*	19.0574	*	*	*
180024	1.1511	0.7813	19.6313	22.3922	23.6826	22.0438
180025	1.0657	0.9126	17.1875	18.3306	17.4781	17.6757
180026	1.0938	0.7813	13.9960	15.5354	15.8431	15.1128
180027	1.2625	0.8109	19.6928	20.5017	22.1072	20.7790
180028	0.8925	0.9009	26.2221	20.6324	21.4766	22.4249
180029	1.2496	0.8235	20.0841	20.4262	21.2110	20.6029
180030	***	*	17.5043	*	*	*
180031	***	*	17.1003	*	*	*
180032	***	*	17.2362	*	*	*
180033	***	*	17.0499	*	*	*
180034	***	*	17.0349	*	*	*
180035	1.5545	0.9537	22.4651	24.3874	26.7702	24.5908
180036	1.1980	0.9560	20.6951	22.2389	23.1636	22.0893
180037	1.2812	0.9146	21.0177	22.7893	24.4451	23.0162
180038	1.3972	0.8450	19.3837	20.6888	22.2750	20.8090
180040	2.0734	0.9146	22.2270	23.2341	24.5590	23.3814
180041	1.1072	0.7813	17.5950	19.1325	18.5483	18.3898
180042	***	*	15.5660	*	*	*
180043	1.1978	0.7813	17.2414	20.6498	18.8436	18.9201
180044	1.4334	0.9009	21.1057	21.8163	21.6837	21.5313
180045	1.2190	0.9537	20.7498	22.1027	24.5856	22.4422
180046	1.0405	0.8067	21.6955	23.1139	24.7562	23.2153
180047	0.9015	0.7813	17.8625	17.8574	20.4768	18.7740
180048	1.2892	0.7813	18.3151	20.0114	22.3601	20.1998
180049h	1.3587	0.8067	17.8418	18.5188	19.4488	18.5953
180050	1.1065	0.7813	19.4992	19.9082	21.7150	20.3768
180051	1.3746	0.8109	18.3028	18.8186	19.2100	18.7757
180053	1.0094	0.7813	17.3167	17.6239	18.6610	17.8760
180054	1.0219	0.7813	17.4354	19.1340	19.0657	18.6210
180055h	1.1441	0.8067	16.6072	17.8704	21.1989	18.5032
180056	1.0604	0.8398	18.7038	19.4072	21.4695	19.8919
180058	***	*	14.8840	*	*	*

Provider Number	Case-Mix Index	FY 2005 Wage Index	Average Hourly Wage FY 2003	Average Hourly Wage FY 2004	Average Hourly Wage FY 2005 <sup>1</sup>	Average Hourly Wage ** (3 yrs)
180059	***	*	17.2541	*	*	*
180063	1.1769	0.7813	14.7338	15.5078	15.9185	15.4288
180064	1.1474	0.7813	16.3894	21.1067	15.3819	17.4786
180065	***	*	11.0966	*	*	*
180066	1.0624	0.9758	20.7907	21.1884	24.6359	22.2657
180067	1.9904	0.8067	20.2762	22.0056	24.0551	22.0151
180069	1.0699	0.9009	19.0836	20.3982	20.8797	20.1274
180070	1.0982	0.7813	15.4643	16.9892	17.4266	16.6474
180072	***	*	17.0576	17.5411	*	*
180078	1.0991	0.9009	23.7765	23.4616	25.4196	24.2197
180079	1.1188	0.7813	18.1683	18.0472	19.5783	18.5997
180080	1.3468	0.8067	17.6735	18.9582	20.1651	18.9486
180087	1.1901	0.7813	16.2378	16.4726	17.7758	16.8511
180088	1.5808	0.9146	22.8908	23.7217	24.6053	23.9260
180092	1.1283	0.8067	18.8964	19.6790	22.4864	20.3849
180093	1.4395	0.8218	17.7592	18.8469	19.2748	18.6312
180094	0.9147	*	14.3306	15.7640	*	*
180095	1.1201	0.7813	15.4477	15.9881	17.1354	16.1990
180099	0.9400	*	14.0464	14.0115	*	*
180101	1.1847	0.8067	21.0704	22.4094	24.2242	22.6117
180102	1.5442	0.8109	18.8169	20.1885	19.1136	19.3390
180103	2.1712	0.8067	20.9598	21.3867	25.1577	22.5176
180104	1.6086	0.8109	20.2731	21.3866	22.8911	21.5448
180105	0.8522	0.7813	18.2975	18.3521	19.5364	18.7463
180106	0.9463	0.7813	15.5278	15.4937	15.7851	15.6114
180108	0.9046	*	14.8720	16.7327	*	*
180115	0.9655	0.7813	18.0951	19.2396	19.9316	19.1066
180116	1.2010	0.8109	19.2389	20.5453	21.8698	20.5636
180117	0.9905	0.7813	20.7961	17.7885	20.5952	19.6297
180118	***	*	17.9018	*	*	*
180120	0.8434	*	16.4226	20.4507	*	*
180121	1.0665	*	16.9571	16.9881	*	*
180122	***	*	18.7549	*	*	*
180123	***	*	21.5962	*	*	*
180124	1.3186	0.9758	19.7138	20.5369	21.4270	20.5273
180125	***	*	22.6610	*	*	*
180126	1.1798	0.7813	14.8501	14.5644	15.1776	14.8734
180127	1.2280	0.9146	18.0498	20.0059	21.4633	19.8860



Provider Number	Case-Mix Index	FY 2005 Wage Index	Average Hourly Wage FY 2003	Average Hourly Wage FY 2004	Average Hourly Wage FY 2005 <sup>1</sup>	Average Hourly Wage ** (3 yrs)
180128	0.9591	0.8095	18.7194	19.8502	20.5575	19.7385
180129	0.8653	*	15.6637	14.1861	*	*
180130	1.6472	0.9146	21.9413	23.4982	24.8441	23.4721
180132	1.3564	0.8067	19.8393	19.9358	22.2101	20.6457
180133	***	*	23.2679	*	*	*
180134	1.0677	0.7813	16.5901	*	17.3449	*
180138	1.2244	0.9146	19.8524	23.0996	25.1789	22.6748
180139	1.0388	0.8067	20.3816	20.6287	21.3797	20.8113
180140	***	*	14.6466	*	*	*
180141	1.9007	0.9146	20.3404	22.6722	24.3140	22.3929
180143	1.3435	0.8067	21.3196	20.1309	14.2734	17.7028
190001	1.0837	0.9100	18.8583	20.4946	19.5680	19.6565
190002	1.7356	0.8299	20.6057	20.7172	21.7000	21.0149
190003	1.4002	0.8299	19.5115	20.7505	21.8156	20.6841
190004	1.3529	0.7761	19.6755	20.5272	22.1835	20.7630
190005	1.4917	0.9100	19.0994	20.0551	20.7987	19.9608
190006	1.6017	0.8299	17.7333	18.8115	19.4573	18.6459
190007	1.1729	0.7370	16.3633	17.9392	18.7854	17.7774
190008	1.7041	0.7761	22.4797	20.3278	21.4137	21.3696
190009	1.1798	0.8178	16.0395	17.5144	18.8295	17.3661
190010	1.1100	0.7771	17.7616	18.1797	19.9788	18.6286
190011	1.0098	0.7913	15.7319	15.4699	18.1525	16.3890
190013	1.3662	0.7946	16.7770	18.7538	19.6346	18.3899
190014	1.1101	0.7370	18.6929	17.0630	17.4740	17.7511
190015	1.3321	0.9100	19.7673	20.6167	22.1046	20.8722
190017h	1.3411	0.8299	19.8449	18.3528	18.6962	18.8914
190018	1.1525	*	13.1355	19.2055	*	*
190019	1.6767	0.8178	18.7344	20.8193	23.0704	20.9006
190020	1.0852	0.8339	18.7252	18.5659	19.8505	19.0370
190025	1.2406	0.7370	18.1892	19.9969	20.4651	19.5545
190026	1.5025	0.8178	19.0130	19.9229	21.3386	20.1124
190027	1.5961	0.7946	18.4070	19.4057	21.2449	19.6765
190029	***	*	18.7344	*	*	*
190034	1.2112	0.7370	19.2007	16.8439	17.5002	17.8306
190036	1.6228	0.9100	21.2960	23.3903	23.7356	22.8512
190037	0.9402	0.7928	14.1323	15.6062	16.7629	15.4000
190039	1.5062	0.9100	18.7625	20.4900	23.3105	20.8378
190040	1.3668	0.9100	23.1819	22.9262	23.8076	23.2916

Provider Number	Case-Mix Index	FY 2005 Wage Index	Average Hourly Wage FY 2003	Average Hourly Wage FY 2004	Average Hourly Wage FY 2005 <sup>1</sup>	Average Hourly Wage ** (3 yrs)
190041	1.5226	0.9130	19.5511	21.9983	23.9082	21.6315
190043	1.0035	0.7370	15.5644	15.7333	16.8944	16.0947
190044h	1.1765	0.8299	17.6788	17.7460	19.5304	18.3544
190045	1.6489	0.9100	22.0065	22.8709	24.0490	23.0241
190046	1.4113	0.9100	20.2414	21.1019	22.2884	21.1918
190048	1.0464	0.7370	16.6848	18.1698	18.6148	17.8403
190049	1.0036	0.8015	18.5902	19.3768	20.1229	19.3736
190050	1.1095	0.7370	16.9053	18.6663	18.5287	18.0350
190053	1.1184	0.7370	13.4768	13.8037	15.7258	14.3833
190054	1.2686	0.8299	17.7269	19.9370	20.3525	19.3624
190059	0.8492	0.8322	17.8651	18.3334	19.2396	18.4817
190060	1.4286	0.7946	19.9121	20.2207	22.1499	20.7786
190064	1.5662	0.8339	19.7215	21.1262	21.5514	20.8022
190065	1.4752	0.8339	18.3280	20.3583	23.0523	20.5321
190071	***	*	16.3822	*	*	*
190077	0.8604	0.7908	16.8829	17.0480	18.4043	17.4434
190078h	1.0714	0.8299	19.5879	19.8607	21.5782	20.3859
190079	1.0868	0.9100	18.8187	20.5000	21.8158	20.3442
190081	0.8947	0.7370	14.7919	11.4756	14.9141	13.7432
190083	0.9080	0.7370	16.2970	18.4954	19.2683	18.1242
190086	1.3158	0.8955	17.6237	18.2005	18.8306	18.2132
190088h	1.1237	0.9130	20.4726	18.6738	22.5045	20.4262
190089	1.0069	0.7370	15.2055	15.5151	16.2961	15.6910
190090	1.0957	0.7370	19.8201	19.0519	20.0745	19.6592
190095	***	*	17.3637	16.9519	18.7302	17.6733
190098	1.5598	0.9130	21.4328	20.7537	23.0802	21.7299
190099	1.0728	0.8299	19.0545	23.1606	21.1657	21.1146
190102	1.6803	0.8299	21.1614	22.0190	23.4618	22.2709
190103	***	*	15.6415	*	*	*
190106	1.1184	0.8299	19.9117	20.3114	21.5643	20.6057
190109	1.1295	0.7761	16.3641	16.6515	17.4842	16.8446
190110	0.9482	0.7370	15.2652	16.5007	19.0611	16.9388
190111	1.5904	0.9130	21.3622	24.4380	25.2370	23.7300
190112	***	*	24.2806	*	*	*
190113	***	*	19.0411	*	*	*
190114	1.0488	0.7370	13.5044	13.6101	14.6258	13.9058
190115	1.2378	0.9130	24.0098	25.4984	26.0272	25.1031
190116	1.3343	0.7370	18.3223	17.8297	18.6074	18.2486

Provider Number	Case-Mix Index	FY 2005 Wage Index	Average Hourly Wage FY 2003	Average Hourly Wage FY 2004	Average Hourly Wage FY 2005 <sup>1</sup>	Average Hourly Wage ** (3 yrs)
190118	0.9462	0.9130	17.8543	17.5060	19.0200	18.1434
190120	***	*	17.6709	*	*	*
190122	1.2677	0.8339	16.7189	17.7811	19.3131	17.8794
190124	1.6313	0.9100	22.8245	23.3859	23.4862	23.2316
190125	1.6626	0.7913	20.1401	21.5692	22.3976	21.3596
190128	1.1949	0.8339	21.5869	23.8786	24.7842	23.4711
190130	0.9497	0.7370	14.5586	15.2678	16.6910	15.5600
190131	1.1827	0.9100	19.7483	21.3154	22.5032	21.1774
190133	0.8596	0.7370	15.7835	13.4062	14.3089	14.4683
190135	1.4411	0.9100	23.0214	24.4908	26.9920	24.8491
190136	***	*	15.6286	*	*	*
190140	1.0128	0.7370	14.8738	15.4030	17.0371	15.7699
190142	***	*	19.0464	*	*	*
190144h	1.1576	0.9130	18.3513	21.3838	21.1658	20.3047
190145	0.9295	0.7370	16.4403	17.4407	17.3361	17.0873
190146	1.5866	0.9100	20.9312	22.1502	23.7721	22.2954
190147	0.8887	*	15.2732	16.3596	*	*
190148	0.9618	*	19.4518	19.3245	20.8321	19.8487
190149	0.9132	0.7370	16.5153	18.4197	17.1671	17.3348
190151	1.0023	0.7370	16.2783	17.3402	17.8741	17.1665
190152	1.3510	0.9100	22.7142	25.1136	27.4708	25.2158
190156	0.8585	0.7370	17.6573	18.0528	18.3702	18.0268
190158	1.1777	0.9100	21.6307	23.2361	26.2352	23.8697
190160	1.4913	0.7913	19.3139	19.8428	20.0025	19.7550
190161	1.0866	0.7946	15.7807	16.5322	17.8794	16.7092
190162	1.0184	0.9100	20.9645	20.7350	22.1781	21.2897
190164	1.1297	0.8178	19.0474	20.2791	21.4247	20.3677
190167	1.1932	0.7370	15.5795	17.2643	17.8604	16.8909
190170	***	*	16.2045	*	*	*
190175	1.3584	0.9100	23.0144	22.7574	24.6790	23.4224
190176	1.7052	0.9100	21.7051	25.2536	25.8482	24.3236
190177	1.6497	0.9100	20.3679	22.3318	25.4769	22.7987
190182	1.2830	0.9100	23.1997	23.6016	25.0837	23.9887
190183	1.1676	0.7761	16.7402	17.1805	18.3151	17.3985
190184	0.9556	0.7370	18.6583	20.6096	21.3191	20.0986
190185	1.3053	0.9100	20.7351	29.7870	24.4176	24.5671
190186	***	*	16.7272	*	*	*
190190	0.8717	0.7370	13.7951	16.2819	14.0052	14.3932

Provider Number	Case-Mix Index	FY 2005 Wage Index	Average Hourly Wage FY 2003	Average Hourly Wage FY 2004	Average Hourly Wage FY 2005 <sup>1</sup>	Average Hourly Wage ** (3 yrs)
190191h	1.2761	0.8299	19.7218	21.9141	22.3755	21.3660
190196	0.8709	0.8299	19.1961	20.7601	21.9355	20.7026
190197	1.3174	0.7913	20.9871	21.6908	22.9631	21.9483
190199	1.2118	0.8322	17.8288	19.7776	18.5317	18.6450
190200	1.4105	0.9100	22.3510	24.1667	26.4258	24.3389
190201	1.2789	0.7946	21.7185	21.4335	22.5588	21.9213
190202	1.4005	0.8339	22.4701	22.4062	21.8900	22.2701
190203	1.4208	0.9100	23.0636	24.9518	26.9099	25.0997
190204	1.5258	0.9100	22.9134	26.1231	28.8777	26.2119
190205	1.8060	0.8299	18.8750	20.2374	21.7696	20.3569
190206	1.6181	0.9100	21.7867	24.2892	26.9117	24.4993
190207	***	*	20.7024	21.5325	*	*
190208	0.7696	0.7370	17.6834	23.0838	24.8409	20.9597
190218	1.0364	0.8955	20.7290	21.6206	23.9182	22.1717
190236	1.4445	0.9130	22.5796	24.4661	23.8233	23.6496
190240	0.9388	0.7370	16.0658	15.4026	13.9888	15.1564
190241	1.2981	0.7761	*	24.2462	28.9620	*
190242	1.1891	0.8339	*	18.6672	20.5937	*
190243	***	*	*	*	30.6060	*
200001	1.3018	0.9937	19.7904	21.6050	23.2210	21.5711
200002	1.1048	0.9807	22.3145	22.0700	24.1446	22.8997
200003	1.2180	*	18.5780	*	*	*
200006	***	*	18.9818	*	*	*
200007	1.0715	1.0102	19.0388	21.0603	22.3920	20.8293
200008	1.2425	1.0102	23.2883	25.1115	25.1741	24.5695
200009	1.8773	1.0102	23.3090	24.9041	28.1409	25.4643
200012	1.1788	0.9027	20.5141	21.8529	24.1243	22.1883
200013	1.0985	0.9213	20.3793	22.8909	23.9048	22.4199
200016	***	*	16.2939	*	*	*
200018	1.2082	0.9027	19.8848	21.1330	24.3294	21.8510
200019	1.2980	1.0102	21.1893	23.1114	24.0926	22.8178
200020	1.2594	1.0745	24.7433	27.0798	28.7351	26.9781
200021	1.1904	1.0102	22.0144	24.9925	25.1027	24.0972
200024	1.4400	0.9807	21.0633	22.9698	24.6484	22.9176
200025	1.1788	1.0102	21.4247	22.9023	24.3646	22.8925
200026	1.0236	0.9027	18.1459	19.7172	21.9997	19.9757
200027	1.3228	0.9027	20.2100	21.0156	23.2912	21.4967
200028	1.0246	0.9027	19.8886	21.2180	24.3061	21.8004

Provider Number	Case-Mix Index	FY 2005 Wage Index	Average Hourly Wage FY 2003	Average Hourly Wage FY 2004	Average Hourly Wage FY 2005 <sup>1</sup>	Average Hourly Wage ** (3 yrs)
200031	1.2806	0.9027	17.7875	18.8262	20.6202	19.0739
200032	1.1911	0.9358	20.9148	23.0487	24.2221	22.7787
200033	1.9114	0.9937	23.6298	25.1723	26.8727	25.2865
200034	1.3252	0.9807	21.8266	23.5415	26.1150	23.9339
200037	1.1455	0.9027	19.5004	22.6534	23.3490	21.7266
200038	***	*	22.9220	*	*	*
200039	1.2741	0.9807	21.5695	22.1333	24.0474	22.6198
200040	1.2806	1.0102	20.7744	21.8528	23.6791	22.1249
200041	1.1455	0.9027	20.2986	21.3816	23.6797	21.9048
200043	***	*	20.0281	*	*	*
200050	1.2933	0.9937	23.0314	23.4391	25.5233	24.0774
200052	1.1286	0.9027	18.9290	19.0535	22.7763	20.3075
200055	***	*	19.4998	*	*	*
200062	***	*	18.0949	*	*	*
200063	1.2056	0.9807	22.5265	23.0135	24.7235	23.4375
200066	1.2028	0.9027	18.4281	19.5890	21.6354	19.8615
210001	1.4599	0.9992	21.5280	22.6614	26.3144	23.5483
210002	2.1065	0.9892	26.5907	25.6975	25.2859	25.8015
210003	1.6774	1.1026	22.3090	23.0790	32.3042	25.5703
210004	1.4289	1.0992	27.2278	29.4841	29.4300	28.7764
210005	1.3054	1.0952	22.5304	24.7185	27.1276	24.8458
210006	1.1033	0.9892	20.8607	24.7327	25.6396	23.6960
210007	1.9394	0.9892	23.4582	27.5104	28.4496	26.5095
210008	1.3317	0.9892	21.0767	24.6569	26.3008	24.1785
210009	1.8331	0.9892	20.8476	23.4889	24.6332	23.0529
210010	1.0816	0.9225	20.4097	23.7761	24.5071	22.9040
210011	1.4004	0.9892	20.4017	22.3262	24.8373	22.5098
210012	1.6215	0.9892	24.8430	25.2892	25.7934	25.3087
210013	1.3848	0.9892	23.1649	23.0151	23.9875	23.3984
210015	1.3236	0.9892	23.9651	23.8419	25.8532	24.5701
210016	1.8330	1.0992	24.7441	27.2632	28.6992	26.9578
210017	1.1871	0.9225	18.2963	19.0248	21.3983	19.5783
210018	1.2623	1.0992	23.6442	25.3112	27.5431	25.4917
210019	1.7254	0.9225	21.5429	23.5259	24.9252	23.3921
210022	1.4268	1.0992	25.6728	27.6680	30.1470	27.8874
210023	1.4898	1.0101	24.4815	26.7837	29.0844	26.8138
210024	1.7328	0.9892	24.7858	24.8939	27.1756	25.6947
210025	1.2065	0.9225	21.4910	22.8882	23.8943	22.7518

Provider Number	Case-Mix Index	FY 2005 Wage Index	Average Hourly Wage FY 2003	Average Hourly Wage FY 2004	Average Hourly Wage FY 2005 <sup>1</sup>	Average Hourly Wage ** (3 yrs)
210026	***	*	20.7985	*	*	*
210027	1.5012	0.9225	16.2219	19.3517	23.9255	19.4953
210028	1.1125	0.9225	20.4027	22.4054	24.1265	22.3643
210029	1.3027	0.9892	24.7605	26.2082	31.2888	27.3677
210030	1.2878	0.9225	21.9547	20.7802	27.5507	23.2800
210032	1.1630	1.1134	20.0825	20.3407	25.7138	22.0621
210033	1.2020	0.9892	22.8303	25.0301	26.6113	24.9179
210034	1.3018	0.9892	22.6812	22.8827	26.3896	23.9088
210035	1.3075	1.1026	21.6662	21.6973	24.5198	22.6676
210037	1.2058	0.9225	21.1659	23.5536	24.1913	22.9905
210038	1.3179	0.9892	25.9701	26.5696	28.3414	26.9834
210039	1.1606	1.1026	23.3583	24.0987	25.8415	24.4755
210040	1.2800	0.9892	23.7067	25.4729	28.3723	25.9321
210043	1.3245	1.0101	22.9504	22.2177	24.3070	23.2006
210044	1.3783	0.9892	22.9540	23.8101	24.8083	23.8495
210045	1.1023	0.9225	13.5654	11.8350	15.0867	13.6815
210048	1.2964	1.0179	24.9381	24.4328	25.0617	24.8082
210049	1.1961	0.9892	21.1056	24.7148	25.9342	24.1727
210051	1.3574	1.1026	24.8949	25.7103	27.3692	26.0431
210054	1.3191	1.1026	25.1694	27.3551	24.6658	25.7175
210055	1.2599	1.1026	23.8025	27.4218	28.0014	26.3750
210056	1.3916	0.9892	22.6958	23.5881	26.6884	24.4432
210057	1.4083	1.0992	25.6142	27.3520	29.2233	27.4597
210058	1.3028	0.9892	17.4250	22.0351	24.8576	21.2951
210060	1.1848	1.1026	26.4566	25.8377	28.7531	27.1384
210061	1.2420	0.9225	20.8975	22.5455	24.1369	22.7021
220001	1.2336	1.1143	23.4091	25.8030	27.3238	25.5166
220002	1.3411	1.1235	25.4158	26.3348	28.9722	26.9220
220003	1.0241	1.1143	17.6069	18.8150	20.5790	18.9368
220006	1.4081	1.0970	23.8920	27.1576	29.5946	26.9448
220008	1.2540	1.1101	24.2393	25.6647	27.1675	25.7561
220010	1.3242	1.0970	23.4009	24.5020	27.4161	25.1525
220011	1.1618	1.1235	20.6390	32.2266	32.6624	28.3003
220012	1.4279	1.2327	31.1041	32.0521	32.9791	32.1013
220015	1.2064	1.0438	24.1348	25.0272	25.5449	24.9568
220016	1.1800	1.0438	24.6149	25.7740	26.8798	25.7262
220017	1.3284	1.1766	25.9000	28.9024	28.8264	27.8471
220019	1.1767	1.1143	19.9268	21.6620	22.2294	21.2756

Provider Number	Case-Mix Index	FY 2005 Wage Index	Average Hourly Wage FY 2003	Average Hourly Wage FY 2004	Average Hourly Wage FY 2005 <sup>1</sup>	Average Hourly Wage ** (3 yrs)
220020	1.1940	1.1101	22.5375	23.5737	24.2279	23.4787
220024	1.2575	1.0438	23.8620	24.1071	25.5837	24.5165
220025	1.0032	1.1143	22.0003	23.2374	24.5186	23.2414
220028	1.4375	1.1143	24.1251	31.4858	31.3592	28.7775
220029	1.1358	1.0970	25.7660	27.4792	28.1432	27.1307
220030	1.0906	1.0438	18.9012	20.0816	23.6257	20.9187
220031	1.5785	1.1766	28.3832	30.8324	32.2660	30.4929
220033	1.1663	1.0970	21.8156	25.4500	26.8049	24.7741
220035	1.2372	1.0970	25.7456	26.8486	27.5533	26.7074
220036	1.5389	1.1766	25.5771	28.2182	29.6296	27.7573
220038	1.0474	*	22.9821	*	*	*
220041	***	*	28.6790	28.8184	29.7464	29.0350
220042	***	*	28.4675	*	*	*
220046	1.3284	1.1766	24.1931	26.1955	27.7726	26.0634
220049	1.1826	1.1235	25.4358	26.7688	27.0464	26.4221
220050	1.0900	1.0438	23.3330	23.7326	24.9945	24.0446
220051	1.2251	1.0438	22.4827	22.2965	26.5575	23.9237
220052	1.1926	1.1766	25.4091	26.3043	28.0925	26.7839
220057	***	*	26.2944	*	*	*
220058	0.9241	1.1143	21.6814	22.4885	25.0598	23.0989
220060	1.2146	1.2158	28.3950	29.6960	30.8242	29.7039
220062	0.6022	1.1143	22.5567	22.6598	21.9489	22.3621
220063	1.1816	1.1235	21.8365	23.3704	25.5840	23.5996
220064	***	*	24.0982	*	*	*
220065	1.1986	1.0438	21.5657	22.4143	24.8737	22.9452
220066	1.3398	1.0438	24.5463	27.5575	26.2561	26.1630
220067	1.1990	1.1766	28.2685	22.4968	28.5220	26.1159
220070	1.1940	1.1235	23.9850	26.2697	28.9100	26.9930
220071	1.8301	1.1766	27.7679	27.7773	31.8322	29.1764
220073	1.2122	1.1101	27.4778	27.9309	29.2399	28.2247
220074	1.2989	1.1766	25.3331	25.7840	27.5763	26.2579
220075	1.3955	1.1766	24.6982	26.0527	27.9503	26.2554
220076	1.1248	1.1235	24.1224	24.8040	27.2534	25.4198
220077	1.6997	1.1070	27.1503	27.0946	28.0935	27.4578
220079	***	*	25.7305	*	*	*
220080	1.2031	1.0970	22.9911	24.7399	27.1578	25.0258
220081	***	*	31.1325	*	*	*
220082	1.2772	1.1235	23.2818	23.9542	24.8060	24.0108

Provider Number	Case-Mix Index	FY 2005 Wage Index	Average Hourly Wage FY. 2003	Average Hourly Wage FY 2004	Average Hourly Wage FY 2005 <sup>1</sup>	Average Hourly Wage ** (3 yrs)
220083	1.1633	1.1766	27.2605	28.3533	29.9001	28.5130
220084	1.2586	1.1235	26.0395	26.8596	29.0505	27.3737
220086	1.6871	1.1766	28.7324	29.4911	31.7482	29.9498
220088	1.8332	1.1766	25.0671	26.5849	28.5711	26.7593
220089	1.1819	1.1235	25.3521	28.9252	32.4409	29.0233
220090	1.1791	1.1143	26.0265	26.5552	29.7945	27.5298
220092	***	*	29.4173	*	*	*
220095	1.1192	1.1143	22.6828	23.7629	24.9871	23.8295
220098	1.1925	1.1235	24.7180	26.2287	26.8538	25.9294
220100	1.2790	1.1766	26.8001	27.0265	28.4848	27.4932
220101	1.2720	1.1235	28.0856	26.9992	31.0834	28.6783
220105	1.2064	1.1235	25.5692	26.7570	30.0892	27.5654
220106	***	*	27.6811	*	*	*
220108	1.2214	1.1766	24.5939	26.0166	29.0804	26.5232
220110	2.0833	1.1766	30.6173	33.0445	35.4242	33.0914
220111	1.2429	1.1766	26.7573	27.7395	28.9092	27.7674
220116	1.9252	1.1766	28.5716	30.9871	32.2337	30.6846
220119	1.1861	1.1766	24.6344	25.9789	27.8372	26.2021
220123	***	*	29.6084	*	*	*
220126	1.1657	1.1766	23.8123	26.9853	26.7660	25.9304
220133	***	*	29.8367	33.0819	31.2981	31.4484
220135	1.3188	1.2327	29.6837	31.9159	31.3246	31.0032
220153	0.9189	1.0438	*	*	18.9267	*
220154	0.9207	1.1766	23.3590	25.6069	30.9009	26.3094
220163	1.6201	1.1143	29.3552	29.9312	30.5056	30.0383
220171	1.7061	1.1235	27.3487	27.2647	28.9733	27.8501
220174	1.1783	1.0970	*	*	30.3356	*
230001	1.1496	0.8783	23.3051	22.0875	24.3660	23.2388
230002	1.3060	1.0362	24.3116	23.7972	27.0305	25.0820
230003	1.2293	1.0689	21.6493	22.4322	25.2596	23.1458
230004	1.7517	1.0689	22.4538	23.0827	25.5573	23.7400
230005h	1.2465	1.1037	20.5596	20.3750	22.1018	21.1201
230006	1.1082	0.9653	20.6985	22.0733	22.7656	21.8763
230013	1.3430	1.1165	20.0954	20.4633	22.7014	21.0682
230015	1.0765	0.9142	21.9499	21.7640	23.4512	22.3932
230017	1.6625	1.0689	25.7900	26.1609	27.3259	26.4713
230019	1.5589	1.1165	23.8779	24.7472	27.6563	25.4765
230020	1.7237	1.1037	28.8869	25.8267	26.8516	27.1422



Provider Number	Case-Mix Index	FY 2005 Wage Index	Average Hourly Wage FY 2003	Average Hourly Wage FY 2004	Average Hourly Wage FY 2005 <sup>1</sup>	Average Hourly Wage ** (3 yrs)
230021	1.5166	0.8901	20.9145	22.0757	23.4663	22.1537
230022	1.1887	0.8783	21.8808	22.2179	22.2528	22.1184
230024	1.5986	1.1037	26.2155	24.7364	27.6555	26.1270
230027	1.0407	0.9471	22.5115	21.2223	22.5736	22.1078
230029	1.6633	1.1165	24.9754	26.7646	27.9012	26.5372
230030	1.2755	0.9418	19.2441	19.9853	20.9867	20.1046
230031	1.3863	1.0171	19.4675	22.1874	23.2910	21.7662
230032	***	*	22.8436	23.8366	*	*
230034	1.1848	0.8783	17.9276	18.5768	20.9195	19.0909
230035	1.2489	0.9418	20.5906	18.0735	20.9197	19.7752
230036	1.3258	1.1165	25.1507	25.9801	26.5854	25.9210
230037	1.2629	1.0816	22.7382	24.4115	24.7875	23.9864
230038	1.7472	1.0689	20.9389	23.4685	25.2499	23.4809
230040	1.1581	0.9830	20.2451	21.8062	21.9813	21.3574
230041	1.4882	0.9782	23.2870	24.2297	25.2518	24.2327
230042	1.2368	0.9474	20.7745	21.8241	24.3640	22.3344
230046	1.8575	1.1037	26.1787	28.2320	29.2683	27.8848
230047	1.3609	1.0171	23.7178	24.3622	26.2447	24.8027
230053	1.6321	1.1037	23.5702	26.1415	28.3030	25.9637
230054	2.0168	0.9578	22.2105	23.0818	24.0137	23.1226
230055	1.1673	0.8783	20.8930	20.9350	23.7671	21.9275
230056	***	*	17.3516	*	*	*
230058	1.1761	0.8783	21.6619	22.4516	21.9308	22.0224
230059	1.4748	0.9418	20.6540	21.2743	23.1451	21.6942
230060	1.4037	0.8783	20.5120	22.3512	24.5073	22.5104
230062	***	*	18.2283	*	*	*
230065	1.4044	1.0362	23.3413	26.3217	27.9179	25.8395
230066	1.2958	1.0689	23.2790	23.9696	25.8517	24.3500
230069	1.2332	1.0469	25.0212	26.0438	27.6815	26.3138
230070	1.5570	0.9868	21.2476	22.8588	25.1587	23.0392
230071	1.1075	1.1165	23.6398	23.6674	24.7707	24.0188
230072	1.3000	1.0689	22.6533	22.9626	24.1560	23.2832
230075	1.3952	0.9995	22.3632	22.6799	24.1482	23.1037
230076	***	*	26.9662	*	*	*
230077	1.9644	0.9868	22.6781	29.2041	27.3117	26.2749
230078	0.9974	0.8783	19.1638	20.5427	21.9200	20.5211
230080	1.2567	0.9418	19.1810	20.2405	21.2840	20.2442
230081	1.2054	0.8783	20.0464	20.4289	20.6777	20.3869

Provider Number	Case-Mix Index	FY 2005 Wage Index	Average Hourly Wage FY 2003	Average Hourly Wage FY 2004	Average Hourly Wage FY 2005 <sup>1</sup>	Average Hourly Wage ** (3 yrs)
230082	1.0365	0.8783	18.2165	21.3100	23.1240	20.5945
230085	1.1640	1.0689	24.5765	24.2802	22.2569	23.8243
230086	1.1843	0.8783	20.1461	27.8923	20.8759	22.7158
230087	***	*	20.6619	22.2688	*	*
230089	1.2966	1.1037	23.1023	23.3847	23.9486	23.4962
230092	1.3092	0.9471	22.3437	22.3122	24.3768	23.0025
230093	1.0804	0.9471	21.0274	25.1213	24.5055	23.6184
230095	1.3796	0.8783	18.0582	19.1810	19.2244	18.8313
230096	1.2128	1.0689	24.3004	26.7156	26.7578	25.9257
230097	1.7844	1.0689	22.5006	22.9902	25.2104	23.5897
230099	1.2181	1.0223	22.3422	23.5490	25.0390	23.6331
230100	1.0924	0.8783	18.2477	19.8016	20.4565	19.4563
230101	1.1301	0.8783	22.5159	22.3310	23.1349	22.6681
230103	0.9854	0.9653	18.5254	19.4434	18.4304	18.8026
230104	1.5642	1.1037	25.5606	27.4119	27.8864	26.9371
230105	1.8513	0.9579	23.0086	23.9851	24.6853	23.8845
230106	1.1180	1.0689	22.9909	23.1962	24.1128	23.4616
230107	***	*	18.9985	*	*	*
230108	1.1852	0.8783	21.4593	19.9842	22.4966	21.3245
230110	1.2003	0.8783	21.0925	21.5523	22.7621	21.8215
230115	***	*	21.0360	*	*	*
230116	***	*	15.6064	*	*	*
230117	1.8266	1.0689	25.5154	28.1220	29.6361	27.8196
230118	1.1318	0.8783	20.2769	22.2208	21.4886	21.2999
230119	1.3560	1.1037	23.9898	25.3562	29.2509	26.0773
230120h	1.1024	1.1037	20.6105	22.7243	21.7894	21.6905
230121	1.2512	1.0313	21.4616	22.3708	23.4394	22.3826
230124	1.2484	0.8783	20.9641	22.0097	23.0508	22.0233
230128	***	*	24.4952	*	*	*
230130	1.7164	1.1165	23.5123	23.7854	26.9907	24.7832
230132	1.4095	1.1165	27.3637	29.0292	29.9106	28.7452
230133	1.4250	0.8783	19.0770	20.4801	21.2273	20.3343
230135	0.7730	1.1037	18.4193	19.8290	23.9000	20.7751
230141	1.6732	1.1165	24.4560	23.9885	30.4643	26.1847
230142	1.3168	1.0362	25.0282	22.9036	25.6044	24.5033
230143	1.2304	0.8783	18.2700	19.5446	19.5387	19.0814
230144	2.0675	1.1037	23.3294	23.6959	*	*
230145	1.1389	0.8783	17.9811	15.8192	17.2181	17.0037

Provider Number	Case-Mix Index	FY 2005 Wage Index	Average Hourly Wage FY 2003	Average Hourly Wage FY 2004	Average Hourly Wage FY 2005 <sup>1</sup>	Average Hourly Wage ** (3 yrs)
230146	1.2731	1.1037	22.3838	21.3539	24.3891	22.7325
230147	***	*	26.5260	*	*	*
230149	0.9663	0.8783	19.9577	20.8933	21.4753	20.6964
230151	1.3464	1.1165	24.3705	23.8527	26.4669	24.9134
230153	1.1199	0.9653	20.0098	22.8584	22.3404	21.7585
230154	***	*	16.7152	*	*	*
230155	1.0101	*	20.7546	18.0743	24.0404	20.6807
230156	1.6277	1.1037	27.2254	27.7164	29.4855	28.1771
230162	***	*	22.7983	*	*	*
230165	1.7558	1.1037	24.7959	25.9534	27.3164	26.0332
230167	1.5888	0.9653	24.1344	24.7935	26.6828	25.1753
230169	0.8789	1.0362	28.1039	24.9265	27.1172	26.6659
230171	1.0578	0.9743	16.1129	19.9097	22.0635	19.2941
230172	1.3494	1.0689	22.1709	23.0023	24.0236	23.0917
230174	1.4022	1.0689	23.5025	24.4671	26.2770	24.7878
230175	***	*	14.4932	22.5964	*	*
230176	1.2886	1.1037	24.9032	24.6675	25.6777	25.0799
230178	***	*	17.3428	*	*	*
230180	1.1089	0.8783	19.6062	20.9832	22.5454	21.1065
230184	1.1427	0.9133	20.6406	21.4031	21.9346	21.3289
230186	***	*	19.1289	21.6147	27.1126	21.8760
230188	0.9144	*	16.8687	18.8076	*	*
230189	0.9955	0.8783	19.1989	22.7783	20.8605	20.9106
230190	0.8672	1.0689	24.4643	27.3430	28.7365	26.8514
230191	***	*	20.6633	*	*	*
230193	1.2613	1.0171	21.5358	22.8916	24.3181	22.8751
230195	1.4232	1.0171	23.4647	25.3285	27.1266	25.3452
230197	1.5604	1.1165	25.5311	26.9840	28.3439	26.9390
230199	1.4403	*	22.4592	*	*	*
230201	***	*	18.2486	*	*	*
230204	1.2846	1.0171	24.5127	24.4095	25.9871	24.9363
230205	***	*	18.1552	*	*	*
230207	1.3830	1.1165	20.9059	22.2848	22.2854	21.8187
230208	1.1439	0.9418	17.8118	20.3171	20.9420	19.5928
230211	***	*	21.1245	*	*	*
230212	0.9976	1.1037	24.6420	26.0656	27.3686	26.0098
230213	***	*	17.1061	*	*	*
230216	1.6133	1.0171	22.2137	23.4262	26.1468	23.9896

Provider Number	Case-Mix Index	FY 2005 Wage Index	Average Hourly Wage FY 2003	Average Hourly Wage FY 2004	Average Hourly Wage FY 2005 <sup>1</sup>	Average Hourly Wage ** (3 yrs)
230217	1.2812	0.9995	24.1455	24.3650	26.7929	25.1576
230219	***	*	18.1278	*	*	*
230222h	1.3431	0.9868	23.2545	24.6101	24.8925	24.2397
230223	1.3247	1.1165	25.2666	28.5549	27.1503	26.9929
230227	1.4769	1.0171	25.8826	27.7510	28.1105	27.3168
230230	1.5005	0.9653	22.1703	23.9568	25.4471	23.8560
230235	1.0327	0.9418	17.5940	19.9118	19.6046	19.0101
230236	1.3741	1.0689	25.3251	25.7463	26.3988	25.8422
230239	1.1770	0.8783	18.9790	19.8370	21.1643	20.0287
230241	1.1876	1.0171	21.8472	24.2063	25.8671	24.0176
230244	1.3542	1.0362	23.1175	23.9004	25.3817	24.1026
230253	***	*	22.7706	*	*	*
230254	1.2919	1.1165	23.3714	24.2594	26.4431	24.6731
230257	1.0090	1.0171	23.1794	24.8069	25.4086	24.4123
230259	1.1927	1.1037	23.1768	24.8598	24.3067	24.1364
230264	1.7309	1.0171	18.6598	17.4847	19.9992	18.8239
230269	1.3097	1.1165	24.3772	25.3367	27.4732	25.8057
230270	1.2468	1.1037	25.2665	22.8842	26.1113	24.7620
230273	1.4601	1.1037	24.1279	25.8466	30.2209	26.7182
230275	0.4945	0.9868	32.0039	29.4180	30.2244	30.4949
230276	***	*	22.3312	23.4928	*	*
230277	1.3467	1.1165	24.3351	25.3378	26.9231	25.5299
230279	0.5682	1.0469	18.3256	21.2467	23.1636	20.9394
230283	1.5162	1.0362	*	25.0038	24.9272	*
230286	***	*	47.5929	*	*	*
230287	***	*	22.5420	*	*	*
230288	***	*	*	30.3422	*	*
230290	***	*	*	*	29.4792	*
240001	1.5289	1.1044	26.6372	28.2239	29.9123	28.3421
240002	1.8224	1.0337	24.2214	24.7674	26.9608	25.3565
240004	1.5584	1.1044	25.6238	26.8197	27.8796	26.8110
240005	***	*	20.2390	*	*	*
240006	1.0815	1.1490	25.7288	29.5789	30.2330	28.5587
240007	1.2479	0.9335	20.7188	21.4367	23.7588	21.9952
240008	***	*	22.7436	*	*	*
240009	***	*	17.4517	*	*	*
240010	1.9486	1.1490	28.3796	29.0955	30.4139	29.3172
240011	1.0681	1.1044	22.5188	24.0364	22.9561	23.1473

Provider Number	Case-Mix Index	FY 2005 Wage Index	Average Hourly Wage FY 2003	Average Hourly Wage FY 2004	Average Hourly Wage FY 2005 <sup>1</sup>	Average Hourly Wage ** (3 yrs)
240013	1.2858	1.1044	25.1560	27.3855	28.7202	27.0932
240014	0.9836	0.9789	25.2306	26.5144	28.3788	26.7740
240016	1.2982	0.9335	23.3773	25.2629	24.9211	24.5328
240017	1.2374	0.9335	19.3431	21.6243	23.3314	21.4335
240018	1.1976	1.1044	23.6092	27.3634	27.9218	26.3276
240019	1.1479	1.0337	24.0613	25.1331	27.5441	25.5142
240020	1.0790	1.1044	20.6819	24.7516	28.1568	24.2026
240021	0.8789	0.9335	19.0470	23.9568	23.7096	22.1009
240022	1.1030	0.9335	23.0394	23.4702	23.7368	23.4177
240023	***	*	22.3002	*	*	*
240025	1.1243	0.9335	20.7672	21.2597	27.8656	23.1173
240027	0.9378	0.9335	18.3837	18.3340	20.2531	19.0019
240029	1.0575	0.9335	23.0440	21.2342	24.3017	22.7230
240030	1.2776	1.0095	20.9799	22.0200	23.3753	22.1631
240031	0.9625	1.0271	21.7621	23.4389	26.7242	23.9687
240036	1.6283	1.0271	22.5436	23.4857	27.0821	24.4899
240037	1.0061	1.1044	21.4275	21.8392	24.3986	22.5980
240038	1.5304	1.1044	26.4513	28.9676	29.8465	28.4070
240040	1.1092	1.0337	22.8191	21.3870	26.3177	23.3958
240041	***	*	21.9055	*	*	*
240043	1.1960	0.9335	18.0186	19.5532	20.7155	19.4893
240044	1.1103	1.0203	22.5751	22.7482	24.3009	23.2474
240045	1.1206	1.0337	24.2936	25.9223	26.1743	25.4770
240047	1.5703	1.0337	25.3233	29.6184	29.1211	27.9364
240050	1.0713	1.1044	23.1109	24.7589	26.6687	24.8796
240051	***	*	23.2612	*	*	*
240052	1.2656	0.9335	22.3485	23.5898	24.9870	23.6640
240053	1.5103	1.1044	24.4191	26.7122	28.4733	26.5849
240056	1.2330	1.1044	24.8549	28.5169	30.8619	28.2766
240057	1.8434	1.1044	25.3984	27.7600	29.4870	27.5534
240058	***	*	19.0505	*	*	*
240059	1.0831	1.1044	25.3847	27.0517	28.6340	27.0658
240061	1.7788	1.1490	27.9151	28.7372	30.0031	28.9358
240063	1.5283	1.1044	25.8594	26.7960	29.9603	27.5204
240064	1.2109	1.0337	24.6785	24.9928	26.6996	25.4635
240065	***	*	14.4624	*	*	*
240066	1.3543	1.1044	25.5163	27.4066	30.2716	27.7718
240069	1.1677	1.1490	23.3373	25.6943	27.4990	25.5949

Provider Number	Case-Mix Index	FY 2005 Wage Index	Average Hourly Wage FY 2003	Average Hourly Wage FY 2004	Average Hourly Wage FY 2005 <sup>1</sup>	Average Hourly Wage ** (3 yrs)
240071	1.1348	1.1044	22.6332	24.8036	26.4780	24.6454
240072	***	*	21.5455	*	*	*
240073	***	*	17.9013	*	*	*
240075	1.2091	1.0095	21.9159	24.4084	26.6607	24.3331
240076	1.0010	1.1044	23.6159	26.7112	28.4519	26.3651
240077	0.9793	*	22.1508	18.9735	*	*
240078	1.5748	1.1044	26.2576	27.5066	30.5339	28.0679
240079	0.9619	0.9335	18.2929	20.6644	20.9220	19.9304
240080	1.7302	1.1044	26.3071	27.8807	29.6274	27.9923
240082	***	*	20.2018	*	*	*
240083	1.3026	0.9335	22.3484	24.4352	25.0214	23.9450
240084	1.1202	1.0337	23.1951	23.9942	24.7856	24.0011
240085	***	*	20.7535	*	*	*
240086	***	*	18.1497	*	*	*
240087	0.9825	0.9335	21.2116	20.1002	24.8479	21.9890
240088	1.2719	1.0095	24.6260	25.5587	27.6323	25.9708
240089	0.9631	*	21.3950	23.4028	*	*
240090	***	*	21.0856	*	*	*
240093	1.3136	1.1044	20.7138	22.3968	23.7785	22.3760
240094	1.0559	1.1044	22.5923	24.4166	27.3974	24.9803
240096	***	*	20.2993	*	*	*
240097	***	*	29.7596	34.2810	*	*
240098	***	*	23.9626	*	*	*
240099	***	*	18.8140	*	*	*
240100	1.2473	0.9335	24.1875	24.7500	25.3269	24.7716
240101	1.1422	0.9335	22.1328	24.3455	26.6078	24.4827
240102	***	*	15.5114	*	*	*
240103	1.0784	0.9335	21.0182	20.2324	22.5416	21.3014
240104	1.1789	1.1044	25.1139	27.4946	30.1392	27.7883
240106	1.4218	1.1044	23.9677	25.5890	27.5171	25.6898
240107	0.9092	0.9335	21.2164	24.5583	25.5199	23.6935
240108	***	*	17.6501	*	*	*
240109	1.0016	0.9335	15.1369	14.5892	15.2076	14.9741
240110	***	*	21.7341	*	*	*
240111	0.7418	*	19.9711	*	*	*
240112	***	*	17.2437	*	*	*
240114	***	*	18.3415	*	*	*
240115	1.6037	1.1044	24.6529	27.0312	29.0261	26.9116

Provider Number	Case-Mix Index	FY 2005 Wage Index	Average Hourly Wage FY 2003	Average Hourly Wage FY 2004,	Average Hourly Wage FY 2005 <sup>1</sup>	Average Hourly Wage ** (3 yrs)
240116	***	*	17.3461	*	*	*
240117	1.1381	0.9335	18.6677	20.1436	22.0463	20.2868
240119	***	*	23.0231	*	*	*
240121	0.9252	*	22.4857	24.5455	*	*
240122	0.9816	*	20.7795	23.5331	*	*
240123	0.9980	0.9335	18.9494	20.0721	20.5755	19.8674
240124	0.9707	*	21.2023	23.5139	23.9297	22.9159
240125	***	*	17.3846	*	*	*
240127	***	*	16.4293	19.3857	24.4824	19.3629
240128	1.0764	0.9335	17.5611	20.1960	21.2638	19.6259
240129	***	*	17.7243	*	*	*
240130	***	*	17.7634	*	*	*
240132	1.2700	1.1044	24.5633	26.7063	29.5310	26.9732
240133	1.1813	0.9654	20.8958	23.6068	26.1836	23.5528
240135	***	*	15.6297	17.8573	16.1837	16.4756
240137	1.1472	0.9335	21.6644	23.1752	23.8666	22.9619
240138	***	*	19.1677	*	*	*
240139	1.0721	0.9335	21.0164	22.4473	23.7898	22.3964
240141	1.0577	1.1044	23.6498	25.1597	26.7173	25.2942
240142	***	*	24.0719	*	*	*
240143	0.8466	0.9335	20.7306	18.9442	21.1180	20.2640
240144	***	*	23.1661	*	*	*
240145	0.8909	*	17.6748	22.6063	*	*
240146	0.9301	*	17.3275	*	*	*
240148	***	*	19.5373	*	*	*
240150	***	*	23.3860	*	*	*
240152	0.9065	1.1044	24.1819	25.4031	27.3445	25.8008
240153	1.0152	*	18.6556	*	*	*
240154	0.9989	0.9473	21.5860	21.3809	23.9643	22.3156
240155	***	*	23.6945	*	*	*
240157	***	*	20.0572	*	*	*
240160	***	*	16.4991	*	*	*
240161	***	*	18.0542	*	*	*
240162	1.1168	0.9335	19.3296	20.4807	22.3136	20.7370
240163	***	*	22.2008	*	*	*
240166	1.1737	0.9335	19.4496	21.5002	23.4265	21.5102
240170	1.1160	*	21.5993	*	*	*
240171	***	*	19.6732	*	*	*

Provider Number	Case-Mix Index	FY 2005 Wage Index	Average Hourly Wage FY 2003	Average Hourly Wage FY 2004	Average Hourly Wage FY 2005 <sup>1</sup>	Average Hourly Wage ** (3 yrs)
240172	***	*	20.3700	*	*	*
240173	***	*	18.3184	*	*	*
240179	0.9075	*	17.7558	19.8249	20.8449	19.5680
240184	***	*	17.6979	*	*	*
240187	1.1815	1.1044	23.2471	24.8879	26.5129	24.9025
240193	***	*	26.6383	*	*	*
240196	0.8034	1.1044	26.2793	27.2901	28.9380	27.4933
240200	***	*	18.7518	*	*	*
240207	1.1673	1.1044	26.0927	27.4330	29.2395	27.6775
240210	1.2434	1.1044	25.6060	26.6545	29.7227	27.3569
240211	0.9471	1.1044	34.7852	32.8801	44.4214	36.8131
240213	1.2626	1.1044	*	27.5104	31.3974	*
250001	1.8210	0.8341	20.2019	20.9338	21.9176	21.0357
250002	0.8982	0.8934	19.6081	21.6643	20.1310	20.4867
250003	1.1025	*	18.7332	*	*	*
250004	1.7624	0.8887	19.2913	20.9295	20.6828	20.3135
250005	***	*	13.7341	*	*	*
250006	1.0487	0.7649	19.4531	20.3061	21.4038	20.4281
250007	1.2469	0.8934	20.9757	21.2226	23.6933	21.9450
250008	***	*	15.8096	*	*	*
250009	1.2599	0.8707	18.0463	19.7610	20.4329	19.4066
250010	0.9608	0.7649	16.0234	17.6204	19.4130	17.6683
250012	0.9276	0.9223	17.4032	15.6117	20.0493	17.5650
250015	1.0121	0.7649	16.6522	19.3794	20.6931	18.8218
250017	1.1211	0.7649	18.8850	19.0436	18.1013	18.7097
250018	0.8029	0.7649	14.7291	16.8783	17.0689	16.1969
250019	1.5375	0.8934	19.9070	22.9085	22.8358	21.8655
250020	0.9883	0.7649	19.6575	19.1877	19.3390	19.3843
250021	***	*	12.7242	15.8485	15.1242	14.6970
250023	0.8244	0.8764	13.8210	14.7355	16.1820	14.8564
250024	***	*	14.8395	*	*	*
250025	1.0750	0.7649	21.9075	21.2651	20.6892	21.3410
250027	0.9798	0.7649	15.1789	17.5937	17.3313	16.6017
250029	***	*	14.8216	*	*	*
250030	0.9455	0.8285	25.5090	27.2140	*	*
250031	1.2022	0.8285	19.8778	21.0894	22.0850	21.0390
250033	***	*	16.9131	*	*	*
250034	1.5734	0.8887	18.8231	20.3681	20.6752	19.9903



Provider Number	Case-Mix Index	FY 2005 Wage Index	Average Hourly Wage FY 2003	Average Hourly Wage FY 2004	Average Hourly Wage FY 2005 <sup>1</sup>	Average Hourly Wage ** (3 yrs)
250035	0.8870	0.7649	18.3861	17.1071	14.6149	16.8695
250036	0.9915	0.7974	17.6247	17.0469	17.8313	17.5077
250037	0.9173	0.7649	14.3993	16.6347	17.4463	16.0667
250038	0.9197	0.8341	18.8434	16.8610	18.0209	17.8977
250039	0.9190	0.8285	16.4502	16.8729	15.2939	16.1717
250040	1.4283	0.8600	19.6513	20.8178	21.3451	20.5892
250042	1.1976	0.8887	18.3858	19.4367	21.4117	19.6933
250043	0.9709	0.7649	18.4025	17.7554	18.3322	18.1745
250044	1.0248	0.7649	19.0321	20.3711	21.1198	20.1830
250045	1.1083	0.8976	22.7225	25.3236	25.0863	24.3774
250047	***	*	16.0108	*	*	*
250048	1.5210	0.8341	19.4976	19.3635	21.6547	20.2109
250049	0.8821	0.7649	12.8275	13.4396	17.8154	14.4831
250050	1.2465	0.7649	16.0234	16.6723	18.3170	16.9581
250051	0.8651	0.7649	10.1213	10.5027	10.6908	10.4296
250057	1.1812	0.7649	16.6316	19.0571	19.6789	18.3965
250058	1.2585	0.7649	16.2623	16.5565	17.5160	16.7878
250059	1.0262	0.7649	17.9507	19.0733	17.7270	18.2189
250060	0.8054	0.7649	12.6893	14.0155	20.8115	15.6620
250061	0.8749	0.7649	12.0186	11.4573	15.2515	12.6156
250063	***	*	15.0894	*	*	*
250065	0.8425	0.8285	15.0507	16.2010	16.1984	15.7944
250066	0.8715	*	17.2712	16.1044	*	*
250067	1.0608	0.7649	18.3773	20.0430	20.1261	19.5253
250068	0.7989	0.7649	13.2644	16.3759	16.9585	15.3561
250069	1.4732	0.8285	18.5782	21.2224	21.6617	20.4340
250071	0.8644	0.7649	13.1934	13.7056	17.7149	14.5872
250072	1.4474	0.8341	21.0601	20.7827	22.9316	21.5386
250077	0.9182	0.7649	13.9478	14.0318	14.2271	14.0673
250078 <sup>2</sup>	1.5887	0.8934	17.4118	17.5186	18.6563	17.8895
250079	0.8752	0.7649	16.1482	21.3506	27.2549	21.7941
250081	1.2428	0.8285	18.1848	20.4513	21.3830	19.9239
250082	1.3414	0.8381	17.3096	19.5962	20.5212	19.1730
250083	0.9279	0.7649	16.2954	19.5217	19.9484	18.7790
250084	1.2236	0.7649	21.0870	22.4632	21.8001	21.7655
250085	0.8976	0.7649	16.7377	18.0473	18.7367	17.8011
250088	1.1295	*	19.3976	*	*	*
250089	1.0852	*	15.0238	16.0203	*	*

Provider Number	Case-Mix Index	FY 2005 Wage Index	Average Hourly Wage FY 2003	Average Hourly Wage FY 2004	Average Hourly Wage FY 2005 <sup>1</sup>	Average Hourly Wage ** (3 yrs)
250093	1.0880	0.7649	16.8646	17.4413	18.8001	17.6889
250094	1.5257	0.8764	18.9681	19.9619	22.3312	20.3838
250095	1.0066	0.7649	18.4943	18.6616	19.9553	19.0359
250096	1.0958	0.8341	19.3631	20.7246	22.7458	20.9856
250097	1.2403	0.8339	16.3328	18.8399	19.4534	18.1764
250098	0.9024	*	18.8163	17.9561	*	*
250099	1.2190	0.8285	15.9867	18.2504	19.0333	17.7927
250100	1.3641	0.8390	19.7559	18.8877	22.0328	20.2437
250101	***	*	17.6704	*	21.2234	*
250102	1.5316	0.8341	19.8487	21.3213	22.5518	21.2770
250104	1.4176	0.8285	19.0165	20.5035	21.4431	20.3503
250105	0.9275	0.7649	16.1480	17.0136	17.9468	17.0611
250107	0.8754	0.7649	16.5635	16.7104	16.5369	16.6028
250109	1.0420	*	24.5759	*	*	*
250112	0.9317	0.7649	16.6447	16.8696	19.6172	17.7475
250117	1.0637	0.8764	15.9335	18.8863	19.9774	18.1808
250119	1.0052	*	16.5700	17.1373	*	*
250120	1.0264	0.7649	18.1428	22.9071	22.7607	21.1120
250122	1.0493	0.8934	19.8033	19.7966	23.7230	21.1196
250123	1.2451	0.8934	22.1376	22.2184	22.0486	22.1300
250124	0.8835	0.8285	14.4008	15.6866	15.4343	15.1817
250125	1.2993	0.8934	21.9366	25.3415	26.8379	24.7515
250126	0.9195	0.9223	19.0168	20.1118	20.4085	19.8874
250128	0.9107	0.7649	15.9957	15.8352	15.9344	15.9238
250131	0.9074	*	11.2470	11.5396	*	*
250134	0.6990	0.8341	21.4489	22.0310	23.5608	22.2594
250136	0.9183	0.8341	20.0333	21.9977	22.5832	21.5555
250138	1.2824	0.8341	19.3446	21.2490	22.7902	21.2040
250141	1.5248	0.9231	21.6835	22.5187	24.5772	23.0806
250145	***	*	11.2021	*	*	*
250146	0.8731	0.7649	15.4061	16.9341	17.2328	16.4757
250148	***	*	23.1460	*	*	*
250149	0.8932	0.7649	15.7537	16.4228	15.0367	15.7586
250151	0.8378	0.7649	*	20.4581	21.8697	
260001	1.6822	0.8725	20.9620	22.6646	25.3084	22.9817
260002	2.0064	0.9083	23.4259	24.6812	27.2329	25.2692
260003	1.0086	*	16.2023	16.5931	17.6339	16.8056
260004	0.9702	0.8026	15.2735	16.4423	16.7742	16.1582

Provider Number	Case-Mix Index	FY 2005 Wage Index	Average Hourly Wage FY 2003	Average Hourly Wage FY 2004	Average Hourly Wage FY 2005 <sup>1</sup>	Average Hourly Wage ** (3 yrs)
260005	1.4680	0.9083	22.5860	25.5927	24.6142	24.3121
260006	1.4983	0.8026	22.1692	24.1078	26.4948	24.2935
260008	***	*	18.2114	21.6256	17.6040	19.0121
260009	1.2070	0.9623	19.0655	20.1679	21.2729	20.1559
260011	1.3639	0.8388	20.3279	21.1625	21.4409	21.0002
260012	1.0620	0.8026	17.3810	17.7854	19.3389	18.1986
260013	1.0770	0.8725	17.3772	18.4857	19.2065	18.3369
260015	1.0373	0.8229	18.3849	21.7581	22.4450	20.7897
260017	1.2115	0.8973	17.9796	20.7837	21.1359	19.9994
260018	1.0432	0.8026	13.6120	14.3278	14.8425	14.3197
260019	***	*	18.3629	*	*	*
260020	1.7570	0.9083	21.0314	22.4709	25.7898	23.1903
260021	1.3631	0.9083	23.3527	27.2478	27.8332	26.1600
260022	1.2535	0.8388	18.7707	20.5417	21.7707	20.2789
260023	1.2561	0.9083	18.5665	19.6324	21.2519	19.8065
260024	1.1354	0.8026	15.6095	16.9968	17.5351	16.7699
260025	1.3052	0.8973	18.2804	19.3535	20.0901	19.2450
260027	1.6128	0.9623	23.1505	22.9973	24.7605	23.6610
260029	1.0856	0.9623	20.1832	22.0390	22.2892	21.4941
260030	***	*	12.8349	*	*	*
260031	***	*	22.5379	24.3626	24.2877	23.7143
260032	1.8668	0.9083	20.3847	21.8830	23.1125	21.7951
260034	0.9466	0.9623	20.5440	21.6108	23.3034	21.8987
260035	0.9300	0.8026	15.1611	15.0468	16.8502	15.6305
260036	1.0016	0.9623	20.1242	19.4559	20.1324	19.8959
260039	***	*	15.9689	*	*	*
260040	1.5697	0.8581	18.5132	20.0422	21.9452	20.2866
260042	***	*	20.8821	*	*	*
260044	0.9492	0.8026	16.7879	18.2413	20.0686	18.3982
260047	1.4615	0.8388	20.2724	22.4585	22.6169	21.7792
260048	1.3195	0.9623	22.4800	26.6363	25.8089	25.0130
260050	1.1796	0.8026	17.8143	20.8510	20.6364	19.7728
260052	1.3316	0.9083	19.1044	21.1297	22.5809	20.9707
260053	1.1469	0.8725	17.4111	18.9606	20.0051	18.8348
260054	***	*	23.0188	*	*	*
260055	***	*	17.9547	*	*	*
260057	1.0589	0.9623	16.5704	15.8404	16.4875	16.2994
260059	1.1772	0.8026	16.2074	17.2807	18.6379	17.4832

Provider Number	Case-Mix Index	FY 2005 Wage Index	Average Hourly Wage FY 2003	Average Hourly Wage FY 2004	Average Hourly Wage FY 2005 <sup>1</sup>	Average Hourly Wage ** (3 yrs)
260061	1.0978	0.8026	17.1343	18.7280	19.6674	18.5409
260062	1.1998	0.9623	22.0091	25.2958	26.0439	24.4854
260063	1.0465	0.9623	19.7231	21.1284	22.0826	20.9933
260064	1.4186	0.8388	18.3749	17.5188	19.1587	18.3587
260065	1.7428	0.8581	20.6671	22.0058	23.6969	22.1561
260066	***	*	15.3139	*	*	*
260067	0.8961	0.8026	14.5499	14.9792	16.5364	15.4234
260068	1.7328	0.8388	20.7947	22.0951	23.9340	22.3208
260070	0.9429	0.8026	18.7384	11.2251	14.3881	14.6273
260073	1.0174	0.8026	16.9496	17.8185	19.2744	18.1009
260074	1.1971	0.8184	20.4033	18.7639	23.9301	20.9378
260077	1.6321	0.9083	20.5831	21.9947	23.5466	22.0549
260078	1.2338	0.8267	16.0586	16.9217	18.4017	17.1590
260079	***	*	16.4817	*	*	*
260080	0.9040	0.8026	13.1618	13.6815	11.2817	12.6066
260081	1.5131	0.9083	20.2471	22.6627	23.7447	22.3053
260082	***	*	18.2853	*	*	*
260085	1.5948	0.9623	21.5137	22.7394	24.6046	22.9726
260086	0.9145	0.8026	16.7579	17.2048	17.1202	17.0209
260091	1.5506	0.9083	22.0772	23.9975	26.1149	24.1619
260094	1.5294	0.8267	19.7308	20.1043	20.6805	20.1924
260095	1.3768	0.9623	21.6999	22.8156	23.8671	22.7898
260096	1.4865	0.9623	22.8259	23.5009	25.9932	24.2365
260097	1.1867	0.8451	18.6965	19.6203	21.5077	20.0518
260100	***	*	16.5439	*	*	*
260102	0.8573	0.9623	21.2133	24.1041	22.9283	22.8396
260103	***	*	19.9144	21.6192	23.3175	21.6496
260104	1.5307	0.9083	21.6625	22.4769	24.0038	22.8609
260105	1.7058	0.9083	22.8005	24.6572	28.4652	25.2799
260107	1.3550	0.9623	22.5214	23.1564	24.2001	23.2709
260108	1.8711	0.9083	20.9029	22.7975	24.0936	22.6668
260109	***	*	15.9723	*	*	*
260110	1.7028	0.8973	19.5633	22.0026	22.2730	21.2780
260113	1.1135	0.8347	16.1346	16.3440	19.2467	17.1861
260115	1.1758	0.9083	19.3873	20.4880	21.7450	20.5275
260116	1.0963	0.8347	16.0187	16.9807	17.2698	16.7695
260119	1.2782	0.8026	18.0725	18.7959	22.1588	20.4457
260120	***	*	17.6811	18.7651	*	*

Provider Number	Case-Mix Index	FY 2005 Wage Index	Average Hourly Wage FY 2003	Average Hourly Wage FY 2004	Average Hourly Wage FY 2005 <sup>1</sup>	Average Hourly Wage ** (3 yrs)
260122	1.1431	0.9623	16.3700	16.1637	17.3270	16.6586
260123	1.0091	*	15.2927	17.7996	16.1169	16.4004
260127	0.9439	0.8184	18.1343	19.7946	22.5328	20.0604
260128	***	*	13.2941	*	*	*
260131	***	*	18.0395	*	*	*
260134	1.0849	0.9083	17.1341	18.4511	18.1531	17.8579
260137	1.6246	0.8725	19.5976	20.7638	21.3426	20.6063
260138	1.8855	0.9623	23.6502	25.6579	27.8229	25.7137
260141	1.8743	0.8388	19.0444	21.0771	21.1511	20.3643
260142	1.1131	0.8026	18.2023	18.6412	19.6582	18.8679
260143	***	*	15.4688	*	*	*
260147	0.8671	0.8026	15.8522	16.1171	17.2291	16.3854
260148	***	*	12.6651	*	*	*
260158	0.8897	*	13.9789	*	*	*
260159	0.5650	0.9083	20.9636	23.1093	26.8924	23.1564
260160	1.0235	0.8026	18.4007	18.8723	19.4997	18.8893
260162	1.4730	0.9083	20.7331	22.5705	24.1246	22.5642
260163	1.2042	0.8026	16.8300	18.1310	19.2885	18.1088
260164	1.0826	0.8026	16.3874	16.9403	19.5539	17.5103
260166	1.2396	0.9623	22.4070	22.8409	25.5151	23.6547
260172	0.9078	0.8026	16.4854	17.1504	18.1438	17.2714
260173	***	*	15.5733	*	*	*
260175	1.1023	0.8026	18.3632	19.7939	21.1257	19.7861
260176	1.5770	0.9083	23.2414	25.7802	29.2184	26.2801
260177	1.1986	0.9623	22.9112	24.0550	25.0724	24.0729
260178	1.6838	0.8388	20.8189	21.7704	21.4781	21.3851
260179	1.5570	0.9083	21.4470	23.2824	24.8541	23.2090
260180	1.6199	0.9083	19.5983	21.8585	21.9679	21.1229
260183	1.6593	0.8973	23.7057	24.2330	23.3924	23.7504
260186	1.5726	0.8388	21.0675	21.6620	23.4317	22.1454
260188	***	*	23.7476	*	*	*
260190	1.2091	0.9623	21.6995	24.5014	25.1653	23.8711
260191	1.2966	0.9083	19.6784	21.1331	22.4369	21.1555
260193	1.1754	0.9623	22.2030	22.9556	24.4705	23.3155
260195	1.2688	0.8562	*	20.0889	20.1327	*
260198	1.1607	0.9083	21.7925	25.3390	27.6116	24.9011
260200	1.2343	0.9083	21.7031	22.3913	25.1134	23.2876
260207	1.1052	0.8581	*	18.5247	19.2467	*

Provider Number	Case-Mix Index	FY 2005 Wage Index	Average Hourly Wage FY 2003	Average Hourly Wage FY 2004	Average Hourly Wage FY 2005 <sup>1</sup>	Average Hourly Wage ** (3 yrs)
260208	***	*	*	28.3158	*	*
260209	1.1184	0.8332	*	*	21.8396	*
270002 <sup>2</sup>	1.1959	0.9630	19.0221	19.7588	20.7620	19.8570
270003	1.2367	0.8831	20.7277	23.0396	24.2823	22.5792
270004	1.6922	0.8973	20.1821	21.5577	22.9081	21.5975
270006	0.8901	*	15.1006	*	*	*
270007	1.0065	*	15.5781	*	*	*
270009	0.9560	*	20.7031	21.5655	*	*
270011	1.0272	0.8831	21.8086	21.4031	22.0710	21.7607
270012 <sup>2</sup>	1.5176	0.9630	20.7913	21.7634	23.1697	21.8940
270014	1.8935	0.8973	20.4321	20.3456	25.0650	21.8404
270016	***	*	17.9985	*	*	*
270017	1.2848	0.9630	22.1046	23.2320	24.6186	23.3312
270019	***	*	18.5112	*	*	*
270021	0.9946	0.8973	18.0515	21.1624	21.6758	20.2193
270023	1.5284	0.8973	22.7162	23.7486	25.5525	24.0410
270026	0.7927	*	20.1673	*	*	*
270027	0.9441	*	17.2005	*	*	*
270028	***	*	19.6212	*	*	*
270029	***	*	18.2097	*	*	*
270032	1.0683	0.8973	19.3937	20.1801	18.2377	19.2851
270033	***	*	20.7060	*	*	*
270035	***	*	17.9822	*	*	*
270036	0.8762	0.8693	16.1030	18.8785	21.8255	19.0132
270039	***	*	20.3801	*	*	*
270040	1.1579	*	20.1887	20.7240	*	*
270044	***	*	19.2939	*	*	*
270048	1.0311	*	17.4506	*	*	*
270049	1.6932	0.8973	22.0263	22.9524	24.6556	23.2731
270050	1.0504	0.8973	19.6317	21.0901	22.4195	21.0251
270051	1.5449	0.9630	20.0386	22.2580	26.4457	22.8948
270052	***	*	17.1933	*	*	*
270057	1.2904	0.8973	20.1507	21.9997	22.6251	21.6504
270058	***	*	18.4781	*	*	*
270059	***	*	16.9302	*	*	*
270060	0.9381	*	21.3776	*	16.6592	*
270063	1.0420	*	16.4554	*	*	*
270073	1.1432	*	16.6082	*	*	*

Provider Number	Case-Mix Index	FY 2005 Wage Index	Average Hourly Wage FY 2003	Average Hourly Wage FY 2004	Average Hourly Wage FY 2005 <sup>1</sup>	Average Hourly Wage ** (3 yrs)
270079	0.9251	*	19.5493	*	21.6382	*
270080	***	*	16.6010	*	*	*
270081	0.9461	0.8693	18.0544	15.6833	17.3174	17.0500
270082	0.9988	*	23.3209	21.0150	19.6173	21.5392
270083	***	*	16.8421	*	*	*
270084 <sup>2</sup>	1.0520	0.9630	15.7062	19.6104	22.2340	19.1167
280001	***	*	18.7137	*	*	*
280003	1.9103	1.0180	23.6058	26.0937	27.2844	25.9539
280005	***	*	22.8981	23.9753	*	*
280009	1.8748	0.9720	23.2300	23.8046	25.3162	24.1158
280010	***	*	22.0137	23.8325	22.6516	22.8505
280011	***	*	16.2281	*	*	*
280013	1.7801	0.9740	24.0852	23.4920	24.5214	24.0427
280014	***	*	16.7109	*	*	*
280015	1.1211	*	18.0207	*	*	*
280017	***	*	16.9884	*	*	*
280018	***	*	16.6439	*	*	*
280020	2.0285	1.0180	21.9587	23.4577	25.7522	23.8363
280021	1.0629	0.9040	19.1263	21.5215	22.2864	20.9839
280022	***	*	15.3785	*	*	*
280023	1.4175	0.9720	21.5761	19.6265	22.7207	21.3403
280024	***	*	15.8747	*	*	*
280025	***	*	22.2213	*	*	*
280026	***	*	18.7258	*	*	*
280028	***	*	19.1080	*	*	*
280029	***	*	17.1350	*	*	*
280030	1.8367	0.9740	26.3542	29.2221	32.5601	29.4404
280031	***	*	9.6951	*	*	*
280032	1.3374	0.9720	20.5246	21.5150	22.6510	21.6070
280033	***	*	17.9841	*	*	*
280035	***	*	18.6088	*	*	*
280037	***	*	14.8049	*	*	*
280038	***	*	18.9305	*	*	*
280039	***	*	17.0153	*	*	*
280040	1.6045	0.9740	21.5426	23.6597	25.2965	23.5484
280041	***	*	16.6890	*	*	*
280042	***	*	16.4684	*	*	*
280043	***	*	16.8186	*	*	*

Provider Number	Case-Mix Index	FY 2005 Wage Index	Average Hourly Wage FY 2003	Average Hourly Wage FY 2004	Average Hourly Wage FY 2005 <sup>1</sup>	Average Hourly Wage ** (3 yrs)
280045	***	*	17.7407	*	*	*
280046	***	*	17.9751	*	*	*
280047	1.1550	*	21.3143	19.5815	*	*
280048	***	*	17.9319	*	*	*
280049	***	*	19.4589	*	*	*
280051	***	*	19.6206	*	*	*
280052	***	*	14.9903	*	*	*
280054	1.0888	0.9720	19.4049	23.1191	22.4241	21.7488
280055	***	*	14.2046	*	*	*
280056	***	*	15.6441	*	*	*
280057	0.8171	0.9720	21.4754	22.5481	23.6793	22.5948
280058	***	*	22.8105	*	*	*
280060	1.6127	0.9740	22.4677	23.1128	25.2288	23.6231
280061	1.4140	0.9172	20.2066	21.2901	23.9110	21.8390
280062	***	*	16.1708	*	*	*
280064	***	*	18.2196	*	*	*
280065	1.2759	0.9732	21.6999	23.8128	27.9937	24.5319
280066	***	*	12.2224	*	*	*
280068	***	*	10.5104	*	*	*
280070	***	*	18.7211	*	*	*
280073	***	*	18.3495	*	*	*
280074	***	*	13.6025	*	*	*
280075	0.9362	*	13.3154	*	*	*
280076	***	*	16.1940	*	*	*
280077	1.3611	0.9740	21.1883	22.7244	24.0516	22.6707
280079	***	*	17.1518	*	*	*
280080	***	*	16.1902	*	*	*
280081	1.7302	0.9740	23.3805	24.3199	25.1973	24.3116
280082	***	*	15.4420	*	*	*
280083	***	*	20.8995	*	*	*
280084	***	*	13.2158	*	*	*
280085	***	*	20.8532	21.8473	*	*
280089	***	*	19.9004	*	*	*
280091	***	*	16.3456	*	*	*
280092	***	*	13.3032	*	*	*
280094	***	*	16.9179	*	*	*
280097	***	*	14.1870	*	*	*
280098	***	*	12.4995	*	*	*



Provider Number	Case-Mix Index	FY 2005 Wage Index	Average Hourly Wage FY 2003	Average Hourly Wage FY 2004	Average Hourly Wage FY 2005 <sup>1</sup>	Average Hourly Wage ** (3 yrs)
280101	***	*	10.5153	*	*	*
280104	***	*	15.5949	*	*	*
280105	1.3267	0.9740	23.7103	25.1401	25.0445	24.6739
280106	***	*	16.3564	*	*	*
280108	1.0504	0.9040	18.5135	20.9016	22.5584	20.6213
280110	***	*	13.0279	*	*	*
280111	1.2125	0.9040	19.7688	20.7398	22.1424	20.9228
280114	***	*	17.1155	*	*	*
280115	***	*	18.3465	*	*	*
280117	1.0472	0.9040	20.3820	20.5464	22.0611	21.0176
280118	0.9405	*	17.8892	19.3466		
280123	0.9634	0.9177	23.6682	24.3539	27.5207	25.1734
280125	1.4651	0.9040	17.2718	20.0643	21.8385	19.6628
280126	***	*	*	33.8918	*	*
290001	1.7081	1.0446	24.3681	25.9590	27.3105	25.9828
290002	0.9005	0.9899	16.7948	16.8363	16.8433	16.8264
290003	1.7343	1.1345	25.4303	27.4732	27.1099	26.7040
290005	1.3692	1.1345	22.7804	24.6877	27.1531	24.9521
290006	1.2050	0.9558	22.4832	24.2211	26.3617	24.4733
290007	1.5431	1.1345	34.9911	35.1020	35.4193	35.1815
290008	1.0962	1.1193	26.9216	27.0115	26.4086	26.7837
290009	1.8842	1.0446	24.8816	26.9020	27.6011	26.5276
290010	1.1051	1.1345	20.8387	25.4598	23.8733	23.4339
290011	***	*	19.7409	*	*	*
290012	1.3155	1.1345	25.5647	25.8036	27.2675	26.1745
290013	***	*	20.2915	*	*	*
290014	***	*	20.2762	*	*	*
290015	***	*	20.2335	*	*	*
290016	1.0105	0.9558	21.8030	22.5111	25.1726	23.2081
290019	1.4023	1.0446	22.5584	25.1684	27.2484	25.0270
290020h	0.9391	1.1345	19.5038	24.2373	21.3094	21.5238
290021	1.7729	1.1345	24.1396	26.2510	28.3837	26.2448
290022	1.5996	1.1345	25.3914	27.5364	29.8144	27.5392
290027	0.9706	0.9558	13.1462	13.5031	17.8850	14.5858
290032	1.3916	1.0446	26.9846	27.5425	29.4164	28.0295
290038	***	*	26.0836	*	*	*
290039	1.5148	1.1345	26.6283	28.7599	29.6801	28.5389
290041	1.3280	1.1345	27.7740	28.6294	30.1346	28.9832

Provider Number	Case-Mix Index	FY 2005 Wage Index	Average Hourly Wage FY 2003	Average Hourly Wage FY 2004	Average Hourly Wage FY 2005 <sup>1</sup>	Average Hourly Wage ** (3 yrs)
290042	0.8932	1.1345	18.7669	*	*	*
290045	1.5329	1.1345	*	26.5644	26.9319	*
300001	1.5568	1.0959	25.7142	27.1312	29.4130	27.4975
300003	2.0799	1.0959	25.3252	26.7859	27.8059	26.6925
300005	1.4072	1.0745	22.3258	22.8163	25.1869	23.4713
300006	1.1125	0.9931	22.2642	22.0187	20.6787	21.6236
300007	1.2716	1.0959	21.3633	23.6919	25.3125	23.5198
300008	***	*	20.9207	*	*	*
300009	1.1516	*	20.1486	*	*	*
300010	1.1387	0.9931	21.0316	24.6295	26.9346	24.1897
300011	1.3292	1.0959	23.8390	25.0979	27.3325	25.4685
300012	1.4085	1.0959	25.8581	26.3914	28.4234	27.0366
300013	1.0725	1.0959	20.0269	21.3397	23.1529	21.3864
300014	1.2061	1.0745	21.6705	23.7144	25.5059	23.7417
300015	1.1614	0.9931	22.8966	24.4869	24.0620	23.8264
300016	1.3103	*	15.1310	18.9756	24.5498	19.6714
300017	1.3730	1.1106	23.9651	26.1104	28.3959	26.2982
300018	1.3891	1.0745	22.8379	25.7851	28.0308	25.7129
300019	1.2523	0.9931	20.5801	23.8076	25.3845	23.2890
300020	1.2070	1.0959	23.0806	24.8189	26.8402	25.0029
300021	***	*	20.2585	*	*	*
300022	1.1227	0.9931	20.1209	22.3918	23.5948	22.1272
300023	1.3997	1.1106	22.1896	24.9992	25.4873	24.2775
300024	1.2263	0.9931	22.2235	22.4883	23.9205	22.8688
300028	***	*	21.4207	*	*	*
300029	1.8572	1.1106	23.8415	24.5772	26.9484	25.2559
300033	***	*	17.4836	*	*	*
300034	2.1231	1.0959	25.2355	26.9093	28.5375	26.9064
310001	1.7406	1.3317	31.1568	30.1786	33.9360	31.7932
310002	1.8593	1.3457	28.7786	33.9058	35.4567	32.8160
310003	1.2278	1.3457	29.3522	30.4234	31.1040	30.3282
310005	1.3402	1.1734	23.9477	26.0227	27.5690	25.8791
310006	1.2089	1.3317	24.1538	25.9000	27.0436	25.6806
310008	1.2966	1.3317	26.4989	28.0970	29.5857	28.0438
310009	1.2728	1.1734	23.2420	24.6353	29.7760	25.9692
310010	1.2591	1.1533	24.5471	26.7889	25.3139	25.5666
310011	1.2457	1.1533	25.4900	26.1586	28.5241	26.7393
310012	1.7065	1.3317	28.1367	31.1705	33.1622	30.8495

Provider Number	Case-Mix Index	FY 2005 Wage Index	Average Hourly Wage FY 2003	Average Hourly Wage FY 2004	Average Hourly Wage FY 2005 <sup>1</sup>	Average Hourly Wage ** (3 yrs)
310013	1.3047	1.1734	23.2424	25.0951	28.5016	25.6662
310014	1.7096	1.1533	31.0834	29.1931	32.7222	31.0153
310015	1.9124	1.3317	29.1340	30.1767	32.4980	30.6162
310016	1.2750	1.3317	26.0738	25.7368	28.9788	26.9614
310017	1.2836	1.1734	25.1634	25.2636	28.0930	26.1920
310018	1.1937	1.1734	24.1428	25.9108	26.9399	25.6851
310019	1.5685	1.3317	28.5952	26.8663	31.0524	28.8078
310020	1.4172	1.3317	25.0803	25.0147	29.3392	26.4027
310021	1.6807	1.3317	27.8958	29.4003	29.6308	28.9597
310022	1.2264	1.1533	23.3412	26.7487	26.1914	25.4453
310024	1.3840	1.1734	27.0459	26.9499	27.5278	27.1558
310025	1.1936	1.3317	25.5227	26.8719	27.7960	26.7093
310026	1.2473	1.3317	23.2895	24.6697	25.3970	24.4038
310027	1.3248	1.1734	24.4437	22.1935	27.0982	24.4083
310028	1.2098	1.3457	26.1931	25.7246	29.1101	27.0306
310029	1.9148	1.1533	24.4290	25.9606	29.1439	26.5104
310031	2.9737	1.1533	26.7174	29.5581	30.2345	28.8302
310032	1.2921	1.1533	24.9133	25.7088	27.8754	26.3271
310034	1.3284	1.1533	24.8567	26.5224	27.8517	26.3613
310036	***	*	23.0320	*	*	*
310037	1.3772	1.3317	28.7738	30.1264	32.1471	30.3789
310038	2.0208	1.3457	28.1756	32.3865	32.1977	30.9538
310039	1.2564	1.1883	23.6604	24.6045	27.1054	25.2002
310040	1.2784	1.3317	26.5769	27.4041	28.0068	27.3674
310041	1.2705	1.1533	23.8857	26.8145	29.7335	26.9343
310042	1.1856	1.3317	24.9702	26.9695	29.0207	26.9949
310043	***	*	24.0238	*	*	*
310044	1.3145	1.1533	23.1489	25.1618	27.7752	25.4042
310045	1.5707	1.3457	29.4877	31.7376	32.6359	31.3391
310047	1.3362	1.1533	25.9777	26.1353	28.3415	26.8511
310048	1.2859	1.1679	23.4189	27.4050	28.4715	26.4187
310049	***	*	25.6733	26.5332	32.7666	26.4914
310050	1.3124	1.3457	23.7735	25.3772	27.2276	25.4612
310051	1.3746	1.3457	28.6248	29.2386	32.0113	29.9783
310052	1.3070	1.1533	24.9773	27.0324	28.1498	26.6609
310054	1.3086	1.1734	27.6290	28.1880	30.6905	28.8624
310057	1.3233	1.1533	22.2630	26.3903	26.4606	25.1234
310058	1.1022	1.3317	25.3983	28.1753	26.4816	26.7012

Provider Number	Case-Mix Index	FY 2005 Wage Index	Average Hourly Wage FY 2003	Average Hourly Wage FY 2004	Average Hourly Wage FY 2005 <sup>1</sup>	Average Hourly Wage ** (3 yrs)
310060	1.3046	1.3457	21.4455	22.1914	23.2146	22.2638
310061	1.2201	1.1533	23.4283	24.9678	27.5400	25.2492
310063	1.4393	1.1734	21.2618	25.9868	28.3457	24.9266
310064	1.5198	1.1533	25.9350	27.8388	29.5979	27.8612
310067	0.8041	1.1734	24.1943	26.3624	26.8068	25.5496
310069	1.2972	1.1533	25.3464	25.7690	27.9656	26.3324
310070	1.3998	1.3457	29.5101	30.1917	32.1806	30.6644
310072	***	*	24.4480	25.3145	26.3520	25.4066
310073	1.8302	1.1533	26.7954	28.8791	29.6611	28.4561
310074	1.3914	1.3317	24.2009	27.6789	28.4361	26.8022
310075	1.2820	1.1533	23.9771	25.7726	26.2479	25.3255
310076	1.6301	1.3457	29.6667	32.4533	34.9428	32.3614
310077	1.6813	1.3317	26.7092	28.7352	30.7465	28.7735
310078	1.3141	1.1734	24.5862	24.7753	26.9589	25.4404
310081	1.2584	1.1533	23.3310	24.6083	26.4259	24.8147
310083	1.2747	1.1734	25.0191	25.2465	24.6563	24.9766
310084	1.2146	1.1533	25.4946	27.3680	29.9437	27.6722
310086	1.2484	1.1533	23.4966	25.2751	27.3601	25.4003
310087	***	*	20.6847	*	*	*
310088	1.1932	1.1533	23.0610	23.7846	25.5274	24.1094
310090	1.2913	1.1734	23.6661	25.3640	27.1661	25.4163
310091	1.2468	1.1533	24.5357	25.6405	27.1115	25.7617
310092	1.4317	1.1533	22.9721	23.2226	25.7071	23.9323
310093	1.1882	1.1734	23.9404	24.6942	25.8727	24.8091
310096	2.1797	1.1734	26.6588	28.4705	30.3675	28.4801
310105	1.1887	1.3317	28.1317	28.7333	30.9968	29.2991
310108	1.3882	1.1883	25.1368	24.9090	29.1548	26.3880
310110	1.3098	1.1533	23.3461	26.4175	27.8707	26.0751
310111	1.2084	1.1533	23.3646	26.2496	28.8692	26.2009
310112	1.2407	1.1533	24.2999	27.8796	28.9928	27.1351
310113	1.2455	1.1533	24.2708	25.9143	27.5203	25.9693
310115	1.1808	1.3457	23.5148	24.5413	26.2803	24.8233
310116	1.2402	1.3317	24.2696	25.1189	26.6287	25.2849
310118	1.3742	1.3317	26.8760	28.0517	28.1238	27.6760
310119	1.8296	1.3457	29.1045	34.7468	35.6786	33.0142
310120	1.1107	1.3457	22.6526	24.7078	27.2010	24.6839
320001	1.5356	1.0486	21.5564	23.0290	26.1962	23.6128
320002	1.4328	1.0885	25.5144	26.7332	28.6963	27.0266

Provider Number	Case-Mix Index	FY 2005 Wage Index	Average Hourly Wage FY 2003	Average Hourly Wage FY 2004	Average Hourly Wage FY 2005 <sup>1</sup>	Average Hourly Wage ** (3 yrs)
320003	1.1539	0.8684	16.4961	20.7939	22.3911	19.8184
320004	1.3957	0.8684	21.3681	19.4799	24.0362	21.7826
320005	1.3891	1.0211	22.4178	22.1677	21.2164	21.8840
320006	1.3441	1.0066	19.8672	21.1222	22.5615	21.1735
320009	1.5217	1.0486	20.3783	21.5870	24.4237	22.0786
320011	1.1657	0.8684	19.1476	20.7714	23.1539	21.0040
320012	***	*	17.1317	*	*	*
320013	1.2063	1.0066	25.5403	19.4487	27.8671	23.6493
320014	1.0852	0.8684	22.9026	19.7656	26.7112	22.9160
320016	1.1185	0.8684	18.8763	19.9326	21.7001	20.2256
320017	1.2764	1.0486	20.4390	22.5460	23.6861	22.2615
320018	1.5555	0.8806	20.3141	21.4650	23.0915	21.6545
320019	1.4216	1.0486	25.1210	26.6900	31.2250	27.8202
320021	1.6532	1.0486	20.0089	21.0913	28.5620	22.6646
320022	1.1402	0.8684	20.9797	20.7919	22.1492	21.3155
320030	1.0381	0.8684	18.1556	16.8696	18.0990	17.7109
320031	***	*	18.2244	*	*	*
320032	***	*	21.4815	*	*	*
320033	1.1738	1.0316	21.9804	24.2703	24.1185	23.5050
320035	***	*	17.8059	*	*	*
320037	1.2146	1.0486	17.6724	19.6466	21.6080	19.6916
320038	1.2325	0.8684	23.1987	19.2962	21.2181	21.2842
320046	1.1266	0.8684	19.4732	21.5915	22.9114	21.3161
320063	1.2932	0.9495	18.5600	20.7804	24.9141	21.2497
320065	1.1524	0.9495	22.5428	19.9012	21.6189	21.2280
320067	0.8954	0.8684	16.8015	13.9459	20.4431	17.1123
320068	***	*	15.6864	*	*	*
320069	1.0993	0.8684	15.7349	18.5375	19.7296	18.0124
320074	0.9863	1.0486	22.3403	28.3086	35.5980	28.6515
320079	1.0490	1.0486	20.2473	21.9090	23.8092	22.0034
320083	2.4598	1.0486	*	20.6771	*	*
330001	1.2203	1.1364	28.6213	30.8509	31.3735	30.3151
330002	1.5638	1.3457	27.1811	28.0882	29.3459	28.1842
330003	1.2782	0.8668	19.3972	20.2744	21.6506	20.4229
330004	1.1905	1.1034	22.5082	24.3703	23.9959	23.6278
330005	1.5895	0.9332	22.6137	24.3578	25.9287	24.2561
330006	1.3539	1.3457	26.2970	28.3904	29.7509	28.0795
330008	1.1413	0.9332	19.6770	20.6816	21.3269	20.5700

Provider Number	Case-Mix Index	FY 2005 Wage Index	Average Hourly Wage FY 2003	Average Hourly Wage FY 2004	Average Hourly Wage FY 2005 <sup>1</sup>	Average Hourly Wage ** (3 yrs)
330009	1.2673	1.3457	30.9087	33.3605	35.8367	33.3091
330010h	***	*	17.8935	19.8211	17.9178	18.5214
330011	1.3317	0.8464	18.7995	19.8035	20.3641	19.6558
330013	2.1558	0.8668	19.0995	21.2063	23.9070	21.3625
330014	1.2950	1.3457	32.4496	32.0824	35.4053	33.3269
330016	0.9883	0.8292	18.7194	18.1603	18.9388	18.6085
330019	1.3429	1.3457	31.5927	31.9042	32.3413	31.9607
330020	***	*	16.6952	*	*	*
330023 <sup>2</sup>	1.5352	1.3317	26.6997	29.4538	29.2669	28.5413
330024	1.6830	1.3457	35.7485	35.3598	36.5648	35.8841
330025	1.0685	0.9332	17.6169	18.7663	19.7561	18.7397
330027	1.4016	1.2942	35.1046	34.1281	35.1325	34.7868
330028	1.3860	1.3457	31.7699	31.8452	33.5312	32.3867
330029	0.6848	0.9332	19.4377	18.4354	18.6623	18.8626
330030	1.4117	0.9283	18.0866	22.0574	22.4368	21.1341
330033	1.1685	0.8292	19.5836	18.6316	21.3762	19.8548
330034	***	*	38.2451	*	*	*
330036	1.1574	1.3457	25.5888	27.0970	27.6813	26.7707
330037	1.0861	0.9283	18.3260	18.3557	19.6385	18.7781
330038	***	*	16.2997	*	*	*
330041	1.1980	1.3457	29.5305	34.5461	36.2481	33.2332
330043	1.3371	1.2942	28.9622	31.7873	34.1039	31.6023
330044	1.2563	0.8367	19.9807	22.0465	23.1450	21.9885
330045	1.3277	1.2942	28.5267	30.9046	34.4956	31.3516
330046	1.4334	1.3457	38.1184	41.6759	42.0900	40.5965
330047h	1.2461	0.8668	19.5561	20.1646	21.1244	20.2913
330048	***	*	19.6129	*	*	*
330049	1.2924	1.3457	22.1523	24.7766	25.7022	24.1410
330053	1.1222	0.9283	17.9161	18.1728	19.6807	18.5861
330055	1.5986	1.3457	34.2159	34.9709	35.1393	34.7960
330056	1.5122	1.3457	29.8377	32.0982	32.9295	31.5709
330057	1.6943	0.8668	20.0995	20.9282	22.6519	21.2763
330058	1.2804	0.9283	18.1008	19.2916	19.5520	18.9822
330059	1.5740	1.3457	35.0121	36.4176	38.1019	36.5176
330061	1.2288	1.3457	26.8580	28.6725	32.7427	29.4511
330062	1.0996	0.9291	18.4662	20.0222	21.4270	19.8293
330064	1.1757	1.3457	35.1422	36.0976	38.5719	36.6222
330065	1.2153	0.9332	20.1615	20.5958	21.9192	20.8930

Provider Number	Case-Mix Index	FY 2005 Wage Index	Average Hourly Wage FY 2003	Average Hourly Wage FY 2004	Average Hourly Wage FY 2005 <sup>1</sup>	Average Hourly Wage ** (3 yrs)
330066	1.3222	0.8668	19.3644	20.9990	23.0916	21.1815
330067 <sup>2</sup>	1.3671	1.3317	23.6836	24.8927	34.8416	26.8995
330072	1.4219	1.3457	30.3737	32.9665	32.7905	32.0147
330073	1.1433	0.9283	16.5166	18.4162	19.0781	18.2217
330074	1.2724	0.9283	18.9326	21.7299	20.2874	20.2926
330075	1.1621	0.9482	19.2938	19.9781	22.0240	20.4396
330078	1.4763	0.9332	18.0362	20.8379	22.7762	20.5288
330079	1.2922	0.8292	18.9398	21.1153	22.1064	20.7085
330080	1.2128	1.3457	34.6880	33.5537	36.1171	34.7934
330084	1.1181	0.9104	19.0262	19.2135	22.6365	20.2736
330085	1.1656	0.9246	20.9332	21.8271	23.2927	22.0314
330086	1.2502	1.3457	26.2979	27.1585	28.8425	27.4015
330088	1.0160	1.2942	26.7583	29.5181	31.2631	29.1966
330090	1.3957	0.8464	20.1344	20.9327	22.7721	21.3033
330091	1.3861	0.9332	21.6004	22.9396	22.5796	22.3583
330092	***	*	17.2083	*	*	*
330094	1.3404	0.9070	18.8941	21.3659	22.1495	20.7647
330095	***	*	21.1809	28.9794	28.9914	24.2022
330096	1.0999	0.8292	20.0370	21.1648	22.4895	21.2735
330097	1.1459	0.8292	16.1946	18.6291	19.2233	17.9357
330100	1.0376	1.3457	28.9956	31.5775	32.8406	31.1270
330101	1.8432	1.3457	35.3618	38.4810	39.2601	37.6430
330102	1.3750	0.9332	21.0057	23.5254	23.6141	22.6543
330103	1.1077	0.8292	17.3511	17.9017	18.8763	18.0443
330104	1.3473	1.3457	31.9746	36.8451	33.7556	34.2521
330106	1.7360	1.5118	36.2526	38.7822	39.8558	38.3050
330107	1.2276	1.2942	28.9225	29.1958	31.8528	29.9600
330108	1.1632	0.8464	18.5849	20.2536	21.4680	20.0799
330111	1.0200	0.9332	13.3352	17.7020	17.6185	16.0043
330114	***	*	19.1163	19.2566	*	*
330115	1.1678	0.9482	18.5911	18.5544	20.5101	19.2463
330116	***	*	16.8567	*	*	*
330119	1.7722	1.3457	33.5653	34.6591	36.5873	34.9464
330121	0.8869	0.8292	17.1869	17.9757	19.7388	18.2903
330122	***	*	23.0384	25.6500	26.3849	25.0295
330125	1.7759	0.9283	20.5922	22.8078	24.6945	22.6738
330126	1.3100	1.3457	25.1175	27.7155	28.8299	27.2669
330127	1.3072	1.3457	40.0112	42.2836	43.7479	42.0426

Provider Number	Case-Mix Index	FY 2005 Wage Index	Average Hourly Wage FY 2003	Average Hourly Wage FY 2004	Average Hourly Wage FY 2005 <sup>1</sup>	Average Hourly Wage ** (3 yrs)
330128	1.2876	1.3457	34.3468	32.7050	34.5289	33.8578
330132	1.0685	0.8292	14.8704	16.0311	16.3088	15.7538
330133	1.3445	1.3457	37.5191	35.3136	44.0704	38.5796
330135	1.2456	1.3457	23.5662	25.6504	26.9969	25.3890
330136	1.4708	0.9246	20.4124	21.4225	22.5447	21.4723
330140	1.8401	0.9482	21.1841	21.1787	23.5774	21.9755
330141	1.3453	1.2942	27.5960	29.3283	30.6616	29.2342
330144	0.9884	0.8292	17.1513	17.3920	20.1805	18.1420
330148	1.0131	0.8367	16.7251	17.6560	18.5443	17.5842
330151	1.1156	0.8292	15.2233	16.4028	17.6782	16.4170
330152	1.3469	1.3457	33.5587	32.3332	32.0616	32.6475
330153	1.7810	0.8668	19.4417	21.2843	21.9935	20.8626
330157	1.3710	0.9246	23.1743	23.5522	23.6939	23.4682
330158	1.5754	1.3457	29.3163	32.7159	33.0067	31.6476
330159	1.3367	0.9482	20.2753	22.5580	24.1916	22.2881
330160	1.5698	1.3457	30.7893	32.1266	34.0373	32.2900
330162	1.3036	1.3457	27.9705	29.6042	31.3812	29.6808
330163	1.2260	0.9332	21.4143	21.1517	22.4644	21.6514
330164	1.3623	0.9283	22.0699	23.5427	24.4306	23.4206
330166h	1.1010	0.8292	17.0637	18.4262	18.8777	18.1243
330167	1.7640	1.2942	32.0541	30.9667	33.7365	32.3049
330169	1.4318	1.3457	36.3690	36.2725	38.3498	36.9765
330171	1.1125	1.3457	25.1567	25.9946	27.7810	26.2476
330175	1.1609	0.8292	18.8701	20.4628	21.1944	20.1626
330177	0.9285	0.8292	16.6059	19.0005	20.1850	18.5998
330179	***	*	16.0113	*	*	*
330180	1.2778	0.8668	19.2670	19.8951	21.9641	20.3522
330181	1.4007	1.3457	34.6065	37.1218	35.8846	35.8743
330182	2.3673	1.3457	33.3363	35.2416	36.3831	35.0376
330183	***	*	20.3520	*	*	*
330184	1.4150	1.3457	28.4726	30.7479	33.2843	30.7469
330185	1.2876	1.2942	27.8894	28.9787	31.0179	29.3910
330188	1.2264	0.9332	20.2849	21.1196	22.6803	21.4090
330189	1.0849	0.8668	23.5589	19.0726	19.2538	20.4146
330191	1.3016	0.8512	19.5623	20.9392	22.3719	20.9783
330193	1.2751	1.3457	32.5496	36.2427	36.9866	35.2805
330194	1.8416	1.3457	35.6486	38.5372	39.9177	38.0927
330195	1.6674	1.3457	34.4689	36.4249	38.6867	36.4221



Provider Number	Case-Mix Index	FY 2005 Wage Index	Average Hourly Wage FY 2003	Average Hourly Wage FY 2004	Average Hourly Wage FY 2005 <sup>1</sup>	Average Hourly Wage ** (3 yrs)
330196	1.3233	1.3457	28.9488	31.1915	32.5883	30.9084
330197	1.0751	0.8292	19.2237	20.8386	22.3117	20.8064
330198	1.3746	1.2942	25.6668	25.3622	29.5359	26.8751
330199	1.1023	1.3457	28.0374	34.1354	32.7870	31.5385
330201	1.7608	1.3457	30.0524	29.3745	33.3215	30.8636
330202	1.2840	1.3457	35.4943	30.7990	34.3545	33.6766
330203	1.4563	0.9482	25.9211	24.7422	26.2459	25.6084
330204	1.3233	1.3457	31.1366	30.3699	30.3273	30.6070
330205	1.2519	1.3457	24.9040	29.0622	30.0101	27.9917
330208	1.2096	1.3457	27.3170	30.6158	28.2667	28.6888
330209	1.1635	1.1364	27.0257	27.7071	28.7213	27.8300
330211	1.0955	0.8292	20.0006	20.8224	21.1094	20.6576
330212	1.3741	1.3457	24.8554	24.9434	27.0585	25.3302
330213	1.0760	0.8292	20.1166	20.7967	21.7208	20.8889
330214	1.8983	1.3457	32.3130	32.7647	33.7670	32.9626
330215	1.2834	0.8367	19.0726	19.9226	20.6343	19.8739
330218	1.1052	0.9482	21.4747	20.6012	21.4095	21.1631
330219	1.5946	0.9332	25.1792	28.7448	27.7400	27.1911
330221	1.3163	1.3457	32.5044	34.9345	34.7033	34.0507
330222	1.2774	0.8668	19.3148	23.5491	25.9825	22.9166
330223	1.0447	0.8292	19.1604	18.8253	18.4291	18.7955
330224	1.2892	1.1070	20.5881	22.7847	23.9379	22.4034
330225	1.2012	1.2942	28.0523	29.1744	28.9952	28.7284
330226	1.3629	0.9283	21.6368	23.5405	23.4783	23.0374
330229h	1.1747	0.8292	18.2554	18.5590	19.5670	18.7993
330230	0.9625	1.3457	30.6937	32.5997	32.1101	31.7923
330231	1.0904	1.3457	32.4164	30.2184	33.9324	32.2300
330232	1.2465	0.8668	20.0924	21.1277	21.4765	20.9246
330233	1.4624	1.3457	43.1186	39.5133	41.9968	41.5604
330234	2.3207	1.3457	35.8327	37.7135	36.8500	36.7850
330235	1.1463	0.9329	20.1255	21.4643	22.1217	21.2329
330236	1.3841	1.3457	32.1246	31.8491	32.9391	32.3105
330238	1.1779	0.9283	17.8867	18.3846	19.2407	18.5495
330239h	1.2248	0.8502	18.9953	19.7561	20.4936	19.7492
330240	1.2423	1.3457	35.6576	37.3866	40.7478	37.8704
330241	1.9229	0.9482	24.7545	26.7598	27.7213	26.4610
330242	1.3027	1.3457	28.3561	30.5172	32.2178	30.3520
330245	1.8532	0.8367	20.7605	20.2037	21.6857	20.9062

Provider Number	Case-Mix Index	FY 2005 Wage Index	Average Hourly Wage FY 2003	Average Hourly Wage FY 2004	Average Hourly Wage FY 2005 <sup>1</sup>	Average Hourly Wage ** (3 yrs)
330246	1.3688	1.2942	29.8777	31.8857	31.6763	31.1525
330247	1.1246	1.3457	32.5858	25.6063	32.1733	30.2124
330249	1.1959	0.9482	17.6846	19.1469	21.4345	19.4505
330250	1.2821	0.9104	20.8742	22.1272	23.0641	22.0678
330254	***	*	15.7864	*	*	*
330258	***	*	32.6745	*	*	*
330259	1.4785	1.2942	26.3620	27.4131	30.0488	27.9503
330261	1.2615	1.3457	30.0489	30.4771	30.9356	30.5044
330263	1.0079	0.8292	19.5057	20.0831	20.8456	20.1541
330264	1.1449	1.2942	24.9713	26.3652	28.1501	26.4763
330265	1.2730	0.9283	21.1215	18.2547	19.9414	19.7494
330267	1.4073	1.3457	27.8255	29.0499	30.3709	29.1173
330268	0.9588	0.8668	16.8358	18.7991	18.9142	18.2286
330270	2.0661	1.3457	33.0375	36.5976	38.2605	36.0496
330273	1.2979	1.3457	27.0454	28.8548	29.5106	28.4612
330276	1.1251	0.8516	19.6572	20.7973	21.7826	20.7570
330277	1.1274	0.8292	20.7851	21.8866	25.1438	22.6221
330279	1.4029	0.9332	21.7827	23.8793	23.4816	23.0796
330285	1.9079	0.9283	24.5388	26.0446	27.1260	25.9586
330286	1.3874	1.2942	28.0995	31.1344	32.3244	30.5728
330290	1.6856	1.3457	34.3439	35.5617	36.3764	35.4278
330293h	***	*	17.3180	17.6506	19.0290	18.0111
330304	1.2941	1.3457	29.2207	31.1146	33.4431	31.2960
330306	1.4680	1.3457	29.6641	30.4426	30.7551	30.2963
330307	1.2573	0.9640	23.2838	23.8583	25.4128	24.2157
330314	1.1741	1.2942	25.5405	26.2954	26.0150	25.9486
330316	1.2851	1.3457	27.9277	33.7857	33.1512	31.5975
330327	***	*	20.1705	19.3465	*	*
330331	1.2433	1.2942	32.3249	34.6302	34.7052	33.8757
330332	1.1981	1.2942	27.6954	30.5104	31.8389	30.2518
330333	0.9893	1.2942	28.8819	29.7725	33.7637	30.4380
330336	***	*	27.9163	32.9548	*	*
330338	1.2902	1.3457	23.6142	25.4319	27.3859	25.4439
330339	0.9776	0.8668	20.2382	20.8424	22.2812	21.1384
330340	1.2005	1.2942	28.2732	29.8140	31.4322	29.8422
330350	1.4881	1.3457	33.5493	35.5656	39.3541	36.2620
330353	1.2151	1.3457	34.2260	35.6821	38.6962	36.2694
330357	1.3544	1.3457	36.8598	36.5461	34.3965	35.8599

Provider Number	Case-Mix Index	FY 2005 Wage Index	Average Hourly Wage FY 2003	Average Hourly Wage FY 2004	Average Hourly Wage FY 2005 <sup>1</sup>	Average Hourly Wage ** (3 yrs)
330372	1.3002	1.2942	23.5381	28.2490	30.1505	27.2489
330385	1.0942	1.3457	37.5523	44.3387	42.6671	41.4753
330386	1.1954	1.1034	21.4363	25.2064	25.9228	24.2190
330389	1.9261	1.3457	33.1192	32.2112	34.7552	33.3831
330390	1.1602	1.3457	31.7344	32.7450	33.2628	32.5510
330393	1.6669	1.2942	31.9272	33.0953	34.8213	33.3446
330394	1.6139	0.8464	19.6892	21.3678	23.3505	21.4848
330395	1.3676	1.2942	33.2318	32.1089	35.4619	33.4108
330396	1.3164	1.3457	32.8517	31.2429	32.5345	32.2160
330397	1.3745	1.3457	34.6435	40.0884	34.5110	36.2414
330399	1.1543	1.3457	32.7149	32.1248	33.6753	32.8679
330400	***	*	16.8168	*	*	*
330401	1.2287	1.2942	*	33.8633	35.7435	*
330402	0.8039	0.9961	*	*	21.3302	*
340001	1.5014	0.9698	22.0257	21.6113	23.2436	22.3143
340002	1.6838	0.9698	22.9425	24.0145	25.1099	24.0577
340003	1.1241	0.8570	19.6545	20.8205	21.5562	20.7086
340004	1.4378	0.9267	23.0890	23.3756	24.2055	23.5853
340005	1.0405	0.8570	16.6909	20.8150	22.9830	19.8775
340006	***	*	16.1378	*	*	*
340007	0.5551	0.9209	18.3760	19.5208	21.1519	19.6545
340008	1.1018	0.9003	22.6570	22.7338	24.2089	23.2028
340009	***	*	20.6154	*	*	*
340010	1.3403	0.9780	20.6547	21.3024	23.1349	21.7023
340011	1.0537	0.8570	17.4534	18.1926	18.1843	17.9572
340012	1.2396	0.8570	19.3651	19.6350	22.0583	20.3718
340013	1.2346	0.9628	21.5130	21.0066	22.4787	21.6596
340014	1.5852	0.9410	21.9804	22.6757	24.4831	23.0786
340015h	1.3541	0.9698	20.3493	24.3410	24.3870	22.9723
340016	1.1855	0.8570	19.4160	20.2859	22.7574	20.8332
340017	1.2637	0.9208	20.6263	21.7083	22.8879	21.7832
340018	1.1200	0.9378	16.4611	17.3480	20.3840	18.0737
340019	0.9998	0.9410	15.9037	16.7901	17.8768	16.8598
340020	1.1563	0.8777	19.2392	21.3385	24.1955	21.6666
340021	1.2701	0.9628	22.0220	22.9208	23.6884	22.9128
340022	1.0255	*	20.6484	19.9078	*	*
340023	1.3641	0.9303	19.9023	22.3590	23.2844	21.8867
340024	1.1577	0.8570	19.1430	20.4906	21.2671	20.3132

Provider Number	Case-Mix Index	FY 2005 Wage Index	Average Hourly Wage FY 2003	Average Hourly Wage FY 2004	Average Hourly Wage FY 2005 <sup>1</sup>	Average Hourly Wage ** (3 yrs)
340025	1.2658	0.9208	19.1770	20.2864	20.9915	20.1604
340027	1.1579	0.9179	19.4907	21.0975	22.6107	21.0093
340028	1.5564	0.9363	20.6496	22.2028	24.6836	22.5102
340030	2.0448	1.0322	23.9505	26.7753	27.4664	26.0871
340031	***	*	15.4935	*	*	*
340032	1.4538	0.9698	22.0245	23.2204	24.8031	23.4106
340035	1.0010	0.8570	18.5883	16.4821	21.2407	18.5593
340036	1.1519	1.0129	18.4203	20.8313	22.2089	20.6350
340037	1.0461	0.8570	18.3655	21.9524	22.5089	21.0772
340038	1.2057	0.8570	20.3091	13.9936	14.0203	15.4496
340039	1.2275	0.9628	22.4020	24.8246	25.6605	24.3326
340040	1.8857	0.9179	21.1397	22.4777	24.1523	22.5957
340041	1.1977	0.9510	16.3200	17.6319	23.0497	18.8452
340042	1.1151	0.8570	19.1386	21.1107	22.1107	20.7523
340044	0.9412	0.8570	18.9562	18.2154	21.7089	19.4477
340045	1.0180	0.8570	20.2642	17.4066	14.5004	16.7029
340047	1.9521	0.9410	21.5178	22.5199	25.3727	23.1966
340049	1.9631	1.0322	17.2986	21.2734	22.3082	20.5126
340050	1.0499	0.9003	20.6831	20.3262	21.4511	20.8336
340051	1.2252	0.9344	19.0282	20.3057	21.9069	20.4742
340052	***	*	26.2243	*	*	*
340053	1.5631	0.9698	23.2410	24.9768	26.9361	25.0126
340054	***	*	16.6208	*	*	*
340055	1.1554	0.9510	20.8254	23.2990	24.3728	22.8810
340060	1.0457	0.9209	20.8570	20.8077	22.4303	21.3720
340061	1.8361	1.0322	23.7173	25.1081	26.6657	25.1862
340063	***	*	26.4131	*	*	*
340064	1.0979	0.8570	17.6106	19.4523	22.3631	19.7545
340065	1.2496	0.8570	23.2605	20.3296	20.8413	21.2925
340067	***	*	22.4054	22.2565	*	*
340068	1.1676	0.9225	18.8758	19.4487	20.8600	19.7382
340069	1.8629	1.0182	22.5995	24.4650	27.5045	24.9498
340070	1.2792	0.9587	21.3511	22.2605	23.6045	22.4345
340071	1.1113	0.9780	19.3679	19.9561	22.1854	20.5344
340072	1.1430	0.8570	18.7920	19.2773	21.3320	19.7735
340073	1.3598	1.0182	24.0794	26.6829	29.4189	26.8823
340075	1.2293	0.9510	19.7450	23.2904	24.1297	22.4060
340084	1.1121	0.9698	19.6087	20.8175	21.3227	20.5838

Provider Number	Case-Mix Index	FY 2005 Wage Index	Average Hourly Wage FY 2003	Average Hourly Wage FY 2004	Average Hourly Wage FY 2005 <sup>1</sup>	Average Hourly Wage ** (3 yrs)
340085h	1.1633	0.9267	20.3684	21.7112	23.0890	21.7447
340087	1.1837	0.8570	20.2445	17.8215	18.4202	18.8428
340088	1.3263	0.9303	22.6462	22.8687	24.3299	23.2665
340089	***	*	16.1321	*	*	*
340090	1.1651	1.0129	18.7701	20.3261	21.7173	20.3119
340091	1.5160	0.9267	21.2665	23.1430	24.9411	23.1446
340093	***	*	16.5452	*	*	*
340094	***	*	21.0091	*	*	*
340096h	1.2582	0.9267	20.9686	22.1174	23.6345	22.2303
340097	1.1352	0.8570	20.0302	20.8690	22.5775	21.2019
340098	1.5191	0.9698	23.4949	24.2262	25.4823	24.4428
340099	1.2267	0.8570	16.9979	17.5114	20.0178	18.2218
340101	***	*	20.7841	*	*	*
340104	0.9366	0.8570	12.1845	12.9949	14.3252	13.2123
340106	1.0942	0.8570	19.1147	20.1076	22.6979	20.7362
340107	1.2610	0.8997	20.7601	21.0960	22.5583	21.4887
340109	1.2500	0.8928	19.3357	20.4341	22.3826	20.7535
340111	***	*	17.2127	*	*	*
340112	1.1575	*	16.9592	*	*	*
340113	1.8741	0.9698	24.4222	25.0729	26.0776	25.2153
340114	1.5464	1.0182	21.7750	19.9142	25.4533	22.2560
340115	1.5434	1.0213	24.7924	23.8284	25.1907	24.6005
340116	1.6503	0.9510	21.6744	23.9643	26.1641	23.9942
340119	1.1663	0.9698	20.5394	21.2239	22.4821	21.4447
340120	1.0821	0.8570	16.9847	19.9860	21.8548	19.6503
340121	1.0306	0.9225	19.0420	19.9409	20.3701	19.8086
340123	1.1735	0.9267	21.5041	22.3711	23.1879	22.4178
340124	1.0790	0.9780	17.5411	17.5691	18.3866	17.8294
340126	1.2412	0.9780	21.2045	21.4271	23.5405	22.0691
340127	1.1328	1.0213	21.4797	22.9672	24.6096	23.1058
340129	1.2708	0.9628	21.0773	22.3260	24.1356	22.7251
340130	1.3665	0.9698	20.5851	22.7687	23.0937	22.1960
340131	1.4555	0.9179	23.2478	24.1370	25.2989	24.2606
340132	1.2057	0.8570	17.7110	17.8771	20.4222	18.6810
340133	1.0005	0.8570	17.5170	23.1444	22.1588	20.7607
340137	1.0508	0.9510	39.9826	33.1751	29.9903	33.7889
340138	0.8802	1.0182	*	29.5286	27.4767	*
340141	1.5965	0.9225	23.2961	24.2033	24.8132	24.1655

Provider Number	Case-Mix Index	FY 2005 Wage Index	Average Hourly Wage FY 2003	Average Hourly Wage FY 2004	Average Hourly Wage FY 2005 <sup>1</sup>	Average Hourly Wage ** (3 yrs)
340142	1.1900	0.8570	18.1824	20.4320	22.1298	20.3003
340143	1.4520	0.9510	21.9304	23.0416	24.8904	23.2152
340144	1.2472	0.9628	22.8634	25.4598	25.6538	24.6620
340145	1.3442	0.9628	21.5958	21.8120	23.7028	22.3475
340146	1.0590	*	19.1306	20.7252	18.8354	19.5242
340147	1.2291	0.9780	21.5912	22.6057	23.9998	22.7397
340148	1.3415	0.9410	20.6790	20.8156	22.4205	21.3545
340151	1.1846	0.8570	19.0779	19.2593	22.2613	20.1580
340153	1.8698	0.9698	21.7375	23.7426	25.7078	23.6658
340155	1.4158	1.0322	25.0965	26.3663	28.8758	26.7492
340158	1.0776	0.9225	20.0921	21.7489	23.4724	21.9061
340159	1.1192	1.0322	19.4992	21.2983	22.1872	21.0139
340160	1.2688	0.8570	17.1963	18.7569	19.1330	18.4042
340166	1.3427	0.9698	22.0519	22.8349	25.7398	23.6431
340168	0.5159	0.9225	15.4249	16.8278	16.8076	16.3574
340171	1.1592	0.9698	22.7304	25.9603	27.2074	25.4029
340173	1.1944	1.0182	23.3690	23.7037	26.6128	24.7042
340176	***	*	*	26.5277	*	*
350001	***	*	15.6193	*	*	*
350002	1.7340	0.9335	19.1931	20.4398	20.6474	20.1088
350003	1.1656	0.9335	20.0664	21.0585	25.3076	21.9679
350004	***	*	25.1976	28.3773	27.5891	26.8643
350005	***	*	20.7468	*	*	*
350006	1.6242	0.9335	19.1257	19.7577	19.5870	19.5034
350007	***	*	13.9966	*	*	*
350008	***	*	23.4052	*	*	*
350009	1.0938	0.9189	19.3668	20.2558	20.7014	20.1101
350010	1.0984	0.9335	16.7774	17.2489	18.5682	17.5061
350011	1.9597	0.9189	20.6809	21.9111	22.3896	21.6745
350012	***	*	16.0990	*	*	*
350013	***	*	17.8145	*	*	*
350014	1.0054	0.9335	18.6787	16.1718	18.5360	17.8143
350015	1.7563	0.9335	17.5658	18.5437	18.6381	18.2634
350017	1.4094	0.9335	18.0840	19.1952	20.1943	19.1643
350018	***	*	16.3211	*	*	*
350019 <sup>2</sup>	1.6877	0.9330	20.6743	21.3589	24.2382	22.0663
350021	***	*	16.3394	*	*	*
350023	***	*	18.3252	*	*	*

Provider Number	Case-Mix Index	FY 2005 Wage Index	Average Hourly Wage FY 2003	Average Hourly Wage FY 2004	Average Hourly Wage FY 2005 <sup>1</sup>	Average Hourly Wage ** (3 yrs)
350024	***	*	15.7510	*	*	*
350025	***	*	14.6098	*	*	*
350027	1.0440	0.7750	17.5881	17.6731	14.2262	16.1496
350030	0.9876	0.9335	18.7993	18.8822	19.2282	18.9737
350033	***	*	16.0903	*	*	*
350035	***	*	12.6495	*	*	*
350038	***	*	19.5497	*	*	*
350039	***	*	14.8599	*	*	*
350041	***	*	23.1151	*	*	*
350042	***	*	19.3370	*	*	*
350043	***	*	17.6722	18.8378	20.9732	19.2355
350044	***	*	10.9690	*	*	*
350047	***	*	19.9749	*	*	*
350049	***	*	16.8321	*	*	*
350050	***	*	25.2746	*	*	*
350051	***	*	16.9202	*	*	*
350053	***	*	16.7455	*	*	*
350055	***	*	16.1690	*	*	*
350056	***	*	15.7752	*	*	*
350058	0.9729	*	16.1013	15.0196	*	*
350060	***	*	10.5325	*	*	*
350061	1.0064	0.9335	19.6460	18.8494	18.6546	19.0761
350070	1.9966	0.9189	*	*	24.4464	
360001	1.2736	0.9537	20.3515	22.2387	23.7750	22.1149
360002	1.1570	0.8726	19.6145	20.7586	22.6923	21.0349
360003	1.8330	0.9537	23.2905	24.4144	26.3180	24.6795
360006	2.0806	0.9743	22.6333	24.0814	25.7041	24.2279
360007	***	*	15.3656	19.1315	*	*
360008	1.2665	0.9009	19.8034	21.3795	23.2545	21.5453
360009	1.6061	0.9324	19.6277	22.4076	23.2659	21.7253
360010	1.2628	0.9042	20.5934	20.6290	22.0262	21.1184
360011	1.2851	0.9610	19.5383	21.4293	22.4482	21.0624
360012	1.4081	0.9743	23.0125	24.3618	25.5913	24.3980
360013	1.1568	0.8927	22.3407	24.4232	25.1588	24.0203
360014	1.1880	0.9610	22.9930	22.9372	23.8305	23.2633
360016	1.4531	0.9537	21.3967	22.8430	24.6587	22.9717
360017	1.8165	0.9743	22.7446	23.6181	25.4969	24.0980
360018	***	*	24.6694	29.9085	*	*

Provider Number	Case-Mix Index	FY 2005 Wage Index	Average Hourly Wage FY 2003	Average Hourly Wage FY 2004	Average Hourly Wage FY 2005 <sup>1</sup>	Average Hourly Wage ** (3 yrs)
360019	1.2342	0.9149	21.4708	23.3006	24.1105	22.9686
360020	1.6248	0.9149	21.6607	21.5085	22.3795	21.8568
360024	***	*	20.9408	22.5356	24.0612	22.4920
360025	1.4124	0.9644	20.9266	21.6676	23.6574	22.1153
360026	1.2550	0.9299	18.6739	20.8825	22.3303	20.6482
360027	1.5275	0.9149	22.8098	23.5907	24.7093	23.7205
360029	1.1258	0.9514	19.7466	20.4924	20.8778	20.3858
360030h	1.3437	*	19.0551	*	*	*
360031	***	*	21.0481	24.3482	24.4324	23.1415
360032h	1.1070	0.9324	19.8366	21.1743	22.9759	21.3486
360034	1.0605	0.8989	19.4981	21.5621	25.1366	22.0889
360035	1.7101	0.9743	22.6982	24.2433	25.6895	24.2489
360036	1.1871	0.9644	21.4486	22.3567	25.0910	22.9963
360037	1.4119	0.9644	23.7504	32.6245	25.1615	26.4392
360038	1.4399	0.9537	21.4804	23.4855	24.8294	23.3535
360039	1.4598	0.9610	19.3703	23.4642	22.5921	21.7380
360040	1.1722	0.8726	19.9750	21.3307	22.8729	21.3907
360041	1.4621	0.9644	21.9093	22.1352	23.2625	22.4537
360042	***	*	19.3774	*	*	*
360044	1.1444	0.8726	17.8417	19.7212	20.4724	19.3262
360045	***	*	22.8112	*	*	*
360046	1.1984	0.9537	21.4291	22.8425	23.8918	22.7344
360047	1.0200	0.8726	15.8279	17.5885	17.1973	16.8947
360048	1.7893	0.9514	25.6259	24.7150	27.2274	25.8563
360049	1.1497	0.9644	*	22.4939	24.2605	*
360050	***	*	15.6847	*	*	*
360051	1.5895	0.9299	21.2225	23.0658	25.1785	23.2129
360052	1.4469	0.9299	19.8037	22.5005	23.3285	21.9559
360054	1.2291	0.8726	17.5714	19.2884	20.3176	19.0797
360055	1.4135	0.9375	22.8755	23.5586	25.1475	23.8579
360056	1.5302	0.9537	23.4405	22.4475	23.4638	23.0837
360057	***	*	16.0395	*	*	*
360058	1.1185	0.8726	19.0439	21.0768	22.7943	20.9248
360059	1.5032	0.9644	23.2129	23.0775	25.5222	23.9103
360062	1.4660	0.9743	24.4898	24.5746	26.8091	25.3833
360063	***	*	20.2671	*	*	*
360064	1.5924	0.9375	20.7659	21.3424	22.8729	21.7149
360065	1.1301	0.9644	22.3443	22.9727	24.0868	23.1688



Provider Number	Case-Mix Index	FY 2005 Wage Index	Average Hourly Wage FY 2003	Average Hourly Wage FY 2004	Average Hourly Wage FY 2005 <sup>1</sup>	Average Hourly Wage ** (3 yrs)
360066	1.5487	0.9324	24.1295	24.6806	25.2316	24.7073
360067	***	*	17.3734	*	*	*
360068	1.8446	0.9514	22.6027	22.1110	23.7895	22.8545
360069	1.1486	0.9514	18.5382	20.5349	25.7032	21.5261
360070	1.6719	0.8908	19.4700	21.8228	23.1687	21.4701
360071	1.1921	0.8966	19.6873	21.4478	21.6176	20.8985
360072	1.3906	0.9743	20.8819	21.3736	23.0464	21.8052
360074	1.3426	0.9514	19.9947	22.2368	23.6172	22.0110
360075	1.2394	0.9644	27.6991	23.8492	24.7610	26.5971
360076	1.3894	0.9537	21.0402	22.5863	22.5943	22.0934
360077	1.5055	0.9644	22.2964	23.3686	24.7086	23.4752
360078	1.2278	0.9644	22.7743	23.3799	24.6821	23.6285
360079	1.8003	0.9299	23.9491	25.9623	25.8762	25.3121
360080	1.0870	0.8726	18.0392	18.7213	19.5436	18.7880
360081	1.3183	0.9514	20.7477	22.1973	25.1439	22.6318
360082	1.3535	0.9644	22.9390	25.2254	27.4264	25.3363
360084	1.6099	0.8908	22.1699	23.3257	25.2059	23.6474
360085	2.0102	0.9743	24.8010	24.6618	27.5792	25.7394
360086	1.4981	0.9152	20.5858	21.5983	22.3005	21.4743
360087	1.4253	0.9644	21.1621	23.9638	25.9131	23.6955
360088	***	*	20.5703	*	*	*
360089	1.1447	0.8726	19.5261	21.0229	21.0253	20.5486
360090	1.5173	0.9514	21.2072	22.6236	24.4291	22.7782
360091	1.2673	0.9644	22.6510	23.5759	26.0541	24.1194
360092	1.1988	0.9734	20.9588	21.9732	23.5100	22.2071
360093	1.0906	0.8867	21.0134	21.4623	24.1238	22.2032
360094	***	*	21.1952	22.6440	27.1864	23.2312
360095	1.3057	0.9324	21.3505	23.6518	24.6984	23.2479
360096	1.1030	0.9292	20.9838	22.0673	22.2333	21.7682
360098	1.4675	0.9644	20.8049	22.7644	23.6413	22.4024
360099	0.9935	*	20.8801	20.8524	*	*
360100	1.2083	0.8908	19.9768	21.5911	19.0616	20.0911
360101	1.3676	0.9644	24.1551	26.2875	27.7584	26.2742
360106	1.0821	0.8726	18.9779	19.8658	21.6450	20.1693
360107	1.0517	0.9514	21.9938	23.6880	24.5365	23.4443
360108	***	*	19.0649	*	*	*
360109	1.0849	0.8726	17.3565	23.0178	24.3236	21.3953
360112	1.8968	1.0816	25.7920	25.5910	26.7880	26.0555

Provider Number	Case-Mix Index	FY 2005 Wage Index	Average Hourly Wage FY 2003	Average Hourly Wage FY 2004	Average Hourly Wage FY 2005 <sup>1</sup>	Average Hourly Wage ** (3 yrs)
360113	1.2167	0.9537	22.8088	22.3348	23.5138	22.8738
360114	1.0799	*	19.4212	*	*	*
360115	1.3556	0.9644	21.0104	22.3926	24.0232	22.5083
360116	1.1454	0.9537	20.1408	21.3809	23.4049	21.6591
360118	1.5235	*	21.0235	23.0070	24.2526	22.8104
360121	1.2626	1.0816	21.9111	23.2515	25.2037	23.4630
360123	1.3538	0.9644	21.9985	23.1310	24.1761	23.2095
360125	1.2091	0.9644	21.6675	21.1408	22.6871	21.8339
360126	***	*	*	22.2409	*	*
360127	***	*	18.2150	*	*	*
360128	1.0295	0.8726	17.5556	18.0356	18.5954	18.0896
360129	0.9209	0.8726	17.2309	17.9151	19.5336	18.2748
360130	1.4417	0.9644	19.8906	20.1257	21.7015	20.5164
360131	1.2853	0.8908	20.4123	21.7838	23.1730	21.8056
360132	1.2634	0.9537	21.0162	23.4179	25.7991	23.4733
360133	1.6759	0.9299	22.1957	22.0958	23.9457	22.7800
360134	1.6455	0.9537	21.6081	23.6817	25.3013	23.5609
360136	***	*	18.5687	*	*	*
360137	1.7473	0.9644	23.1867	23.8947	25.7647	24.2713
360140	***	*	18.3463	*	*	*
360141	1.6710	0.9375	23.5979	25.1442	31.0127	26.6136
360142	0.9526	0.8726	19.6189	20.6728	21.2084	20.5522
360143	1.2767	0.9644	20.9158	22.2275	23.8938	22.3918
360144	1.3167	0.9644	20.9386	24.7973	26.7160	24.2347
360145	1.8405	0.9644	21.2931	22.4813	23.4743	22.4343
360147	1.3298	0.8726	18.7258	20.0409	22.7172	20.6003
360148	1.0954	0.8726	20.3120	21.3211	24.4873	22.0112
360150	1.2507	0.9149	23.1859	24.8485	25.8703	24.6077
360151	1.4367	0.8908	20.5594	21.7215	22.2179	21.4897
360152	1.4352	0.9743	20.9704	22.9352	24.9894	22.8599
360153	1.0290	0.8726	16.1021	17.3367	19.0844	17.4210
360154	0.9907	*	14.9605	16.2416	17.1274	16.0897
360155	1.4551	0.9644	22.3347	23.0020	23.9466	23.1289
360156	1.1456	0.8939	19.9382	21.2853	22.6709	21.3292
360159	1.2760	0.9610	22.7992	23.3359	25.7108	23.9547
360161	1.3332	0.9375	19.6266	21.5114	22.6005	21.2840
360163	1.8699	0.9537	22.1012	23.1500	25.7966	23.6640
360165	***	*	19.6205	*	*	*

Provider Number	Case-Mix Index	FY 2005 Wage Index	Average Hourly Wage FY 2003	Average Hourly Wage FY 2004	Average Hourly Wage FY 2005 <sup>1</sup>	Average Hourly Wage ** (3 yrs)
360170	1.1018	0.9743	19.7980	22.2815	22.9359	21.6975
360172	1.3805	0.9644	22.3294	22.7104	23.4727	22.8461
360174	1.2312	0.9299	20.5874	21.7129	22.8167	21.7487
360175	1.1817	0.9610	22.0274	22.7887	24.6152	23.1831
360176	0.9906	*	17.6743	*	*	*
360177	1.1901	0.8726	19.6992	20.8194	23.4256	21.3525
360178	1.1917	*	18.0773	18.2393	*	*
360179	1.5283	0.9537	21.3520	23.0678	25.9429	23.4000
360180	2.3386	0.9644	22.9260	25.1499	26.8720	25.0696
360185	1.1585	0.9292	20.0848	21.1245	21.8641	21.0491
360186	***	*	18.1254	*	*	*
360187	1.5751	0.9152	20.8423	21.9499	23.8362	22.2169
360188	***	*	16.4330	*	*	*
360189	1.1223	0.9743	19.0481	20.0275	24.2512	21.0645
360192	1.3028	0.9644	23.9969	24.9995	26.2976	25.1276
360194h	1.1460	0.9200	19.3901	20.3677	22.3297	20.7198
360195	1.0473	0.9644	21.2801	23.1897	25.8043	23.5294
360197	1.1044	0.9610	21.6110	23.1378	24.7539	23.1866
360200	***	*	19.5866	*	*	*
360203	1.1062	0.8726	17.9698	19.3642	21.5564	19.6801
360210	1.2267	0.9743	21.5961	25.0811	26.5665	24.3949
360211	1.5079	0.8726	22.0011	22.4529	23.0884	22.5358
360212	1.3547	0.9644	21.0632	22.8041	24.5310	22.7981
360213	***	*	20.5448	*	*	*
360218	1.1962	0.9743	20.7709	22.8060	24.4720	22.7107
360230	1.5573	0.9644	21.2417	24.7681	26.6444	24.2478
360231	***	*	12.7388	*	*	*
360234	1.2357	0.9537	21.0472	22.1787	23.3325	22.1974
360236	1.1633	0.9537	20.5683	22.8821	21.3795	21.6061
360239	1.2556	0.9299	20.9440	23.5802	24.4398	23.1383
360241	0.4470	0.9149	23.7678	23.4061	24.8089	23.8245
360245	0.6142	0.9644	16.7956	18.1015	18.7966	17.9691
360247	0.3999	0.9743	*	*	25.1083	*
360250	***	*	50.5105	*	*	*
360253	2.1828	0.9299	*	31.3006	28.2555	*
360254	***	*	*	30.0792	*	*
360255	***	*	*	15.0963	*	*
360257	1.1157	*	*	*	17.9652	*

Provider Number	Case-Mix Index	FY 2005 Wage Index	Average Hourly Wage FY 2003	Average Hourly Wage FY 2004	Average Hourly Wage FY 2005 <sup>1</sup>	Average Hourly Wage ** (3 yrs)
370001	1.6954	0.8737	22.0586	25.5838	26.2391	24.5772
370002	1.2309	0.7711	16.1854	18.9544	19.7718	18.3382
370004	1.0763	0.8573	22.5027	21.5041	24.7694	22.8865
370006	1.1187	0.7711	15.7367	15.6333	16.9469	16.0911
370007	1.1420	0.7711	14.4961	16.7598	17.2084	16.1203
370008	1.4296	0.8985	18.5253	22.1596	22.7419	21.1312
370011	1.0500	0.8985	16.1757	17.1458	19.2266	17.5769
370012	***	*	13.3824	*	*	*
370013	1.5187	0.8985	19.3237	21.1512	22.6451	21.1093
370014	1.0679	0.9106	22.7976	21.8473	24.8138	23.1705
370015	0.9755	0.8737	18.9169	20.3966	21.1833	20.1480
370016h	1.5395	0.9008	20.0888	20.4407	24.2737	21.4955
370018	1.4003	0.8737	18.7928	20.8357	23.4286	20.9864
370019	1.2871	0.7711	16.1367	18.1260	19.6761	17.9639
370020	1.2279	0.7711	15.6057	16.8631	17.4835	16.6385
370022	1.2059	0.7711	18.2109	20.2432	18.4217	18.9710
370023	1.2613	0.7795	18.1255	19.3386	20.6002	19.3777
370025	1.3201	0.8737	19.1013	20.2845	22.0287	20.4896
370026h	1.4813	0.9008	18.6982	21.9140	22.5734	21.1360
370028	1.8620	0.8985	22.1766	24.1009	24.8661	23.7388
370029	1.0880	0.7711	19.3285	19.5811	22.1163	20.3535
370030	1.0382	0.7711	18.4568	18.6541	20.3315	19.1241
370032	1.5094	0.8985	18.9050	20.0827	21.6029	20.2653
370033	***	*	15.3857	*	*	*
370034	1.1721	0.8069	16.2204	16.1540	17.6247	16.6662
370036	0.9989	0.7711	11.7668	16.5844	16.9222	14.7407
370037	1.6554	0.8985	20.6493	21.0719	23.1256	21.6938
370038	***	*	15.4551	*	*	*
370039	1.0958	0.8737	22.7015	20.3137	21.0793	21.3263
370040	0.9928	0.8300	16.8127	18.9981	21.1061	18.9865
370041	0.8160	0.8737	14.7346	19.0144	22.0082	18.4514
370042	0.9123	0.7711	15.9006	14.0899	15.3613	15.1518
370043	0.9218	*	20.0992	20.2929	21.5588	20.6699
370045	0.9724	0.7711	11.6163	12.6613	14.6370	13.0002
370047	1.3905	0.9106	18.4743	19.4856	19.7112	19.2324
370048	1.0571	0.7711	17.0785	15.4768	17.7273	16.7427
370049	1.2966	0.8985	20.3405	20.4826	21.6878	20.8339
370051	1.0694	0.7711	11.4943	12.0397	14.6254	12.6833

Provider Number	Case-Mix Index	FY 2005 Wage Index	Average Hourly Wage FY 2003	Average Hourly Wage FY 2004	Average Hourly Wage FY 2005 <sup>1</sup>	Average Hourly Wage ** (3 yrs)
370054	1.3428	0.8985	19.2294	20.3788	21.5521	20.4057
370056	1.6562	0.8249	19.2867	20.4872	21.7647	20.4979
370057	0.9702	0.8717	16.0301	17.3020	18.0426	17.1260
370059	***	*	21.3104	*	*	*
370060	0.9088	0.8737	17.9469	23.1897	23.8007	21.6796
370064	0.9214	0.7711	11.6347	11.9044	14.1879	12.5621
370065	1.0298	0.7832	18.2405	18.3966	20.6537	19.0797
370072	0.8005	0.7711	12.5765	12.5765	14.6387	13.1913
370076h	***	*	15.4067	19.0230	21.5461	18.6317
370078	1.5751	0.8737	15.2513	22.2318	23.9507	19.9554
370079	***	*	17.5915	*	*	*
370080	0.8985	0.7711	14.3546	16.1444	17.4857	15.9989
370082	0.8901	*	16.9716	12.6060	*	*
370083	0.9133	0.7711	15.6824	18.5669	15.3447	16.4561
370084	0.9818	0.7711	15.6184	16.1278	17.2735	16.4207
370085	***	*	13.7216	*	*	*
370089	1.0950	0.7711	17.9243	18.0505	19.9021	18.6220
370091	1.7254	0.8737	20.8536	24.2117	22.9893	22.6115
370092	1.0042	*	16.8432	*	*	*
370093	1.6738	0.8985	22.1966	23.5685	25.7296	23.9073
370094	1.3687	0.8985	19.5565	20.6507	22.0591	20.8273
370095	0.8682	0.7711	14.5909	14.3563	16.5310	15.1591
370097	1.3135	0.8249	19.3793	20.3218	21.7150	20.5580
370099	1.0724	0.8737	18.1468	20.2001	20.5217	19.6505
370100	0.9245	0.7711	12.9784	13.0681	14.1883	13.4294
370103	0.9190	0.7997	23.1347	15.6110	16.1408	18.5649
370105	1.8775	0.8985	25.1252	22.4493	22.1584	23.1230
370106	1.4050	0.8985	21.8937	24.1115	24.2393	23.4303
370108	0.9232	*	14.0191	13.8170	*	*
370112	0.9216	0.8310	14.3385	16.5965	15.4941	15.4208
370113	1.1237	0.8670	20.3439	21.4267	23.3011	21.7070
370114	1.5699	0.8737	17.9757	19.4933	21.0603	19.5551
370121	***	*	20.5488	*	*	*
370123	1.2398	0.8985	19.7958	20.5180	22.8174	20.9622
370125	0.8961	0.7711	14.4664	17.9240	17.2013	16.4581
370133	***	*	16.1855	*	*	*
370138	1.0106	0.7711	17.4574	19.0403	19.8308	18.8087
370139	0.9557	0.7711	16.0897	16.3224	17.8900	16.7539

Provider Number	Case-Mix Index	FY 2005 Wage Index	Average Hourly Wage FY 2003	Average Hourly Wage FY 2004	Average Hourly Wage FY 2005 <sup>1</sup>	Average Hourly Wage ** (3 yrs)
370140	***	*	17.4950	*	*	*
370141	***	*	19.8607	24.7859	*	*
370146	***	*	13.9900	*	*	*
370148	1.5111	0.8985	22.6237	22.8526	24.6194	23.4089
370149h	1.2141	0.8985	18.0699	18.2260	21.0608	19.1566
370153	1.0745	0.7711	16.5267	17.9692	18.5417	17.6547
370154	0.9940	*	16.6687	17.4760	*	*
370156	1.0239	0.7711	15.4303	15.9647	16.6572	16.0354
370158	1.0245	0.8985	16.3637	17.3412	17.3161	17.0080
370159	***	*	25.5592	*	*	*
370165	***	*	12.9569	*	*	*
370166	1.0132	0.8737	19.4219	21.3628	21.9070	20.8888
370169	0.9497	0.7711	14.8385	16.5607	15.7686	15.6596
370176	1.2029	0.8737	19.6537	22.1456	23.0324	21.6545
370177	1.0313	0.7711	14.1303	14.0279	15.6723	14.6097
370178	0.9194	0.7711	9.8655	12.9635	14.9767	12.3473
370179	0.8932	0.8162	23.8404	21.9673	22.8322	22.7553
370183	1.0559	0.8717	16.6061	17.9270	20.5025	18.2704
370186	0.9334	*	16.3671	16.3879	*	*
370190	1.5008	0.8737	20.6399	22.3326	24.9455	22.7536
370192	1.8186	0.8985	21.8343	24.3832	26.1338	24.1955
370196	0.8685	0.8985	*	23.6334	29.4383	*
370199	0.8349	0.8985	*	20.7075	23.7340	*
370200	1.2117	0.8985	18.3941	16.7164	18.1008	17.7363
370201	1.7545	0.8985	18.2548	18.9906	23.1240	20.2434
370202	1.6128	0.8737	16.5384	24.0239	24.4920	21.7342
370203	1.3803	0.8985	23.5454	19.8772	21.2426	21.3889
370206	1.4950	0.8985	*	22.3471	27.4495	*
370207	***	*	*	26.3746	*	*
370209h	***	*	*	*	32.8278	*
370210	2.1978	0.8737	*	*	20.0360	*
380001	1.2209	1.1371	25.1542	20.9585	27.8554	24.5459
380002	1.2023	1.0296	23.2479	25.2629	26.3348	24.9837
380003	1.0667	*	23.8074	24.6377	*	*
380004	1.7469	1.1371	24.5418	27.5184	28.2466	26.9046
380005	1.3208	1.0533	24.7476	26.3472	28.0682	26.4708
380006	1.2163	*	20.5914	24.7492	26.0475	23.9121
380007	1.7717	1.1371	25.9239	30.0497	31.5207	29.2603

Provider Number	Case-Mix Index	FY 2005 Wage Index	Average Hourly Wage FY 2003	Average Hourly Wage FY 2004	Average Hourly Wage FY 2005 <sup>1</sup>	Average Hourly Wage ** (3 yrs)
380008	1.0438	1.0333	21.6134	24.6149	25.4494	23.9225
380009	1.9599	1.1371	25.1040	26.0012	30.4198	27.2701
380010	0.9982	1.1371	24.1931	25.5234	27.5291	25.7081
380011	1.2142	*	20.6759	21.9382	*	*
380013	1.1653	*	19.9607	24.1491	*	*
380014	1.7917	1.0526	26.6038	28.4536	27.7255	27.6280
380017	1.7814	1.1371	21.9236	29.2543	31.7440	27.8002
380018	1.7234	1.0533	24.8661	27.5171	27.8952	26.7548
380019	1.0564	*	21.1743	*	*	*
380020	1.3584	1.0921	23.9978	23.7066	25.8320	24.5420
380021	1.4229	1.1371	24.4365	28.0334	29.3001	27.3785
380022	1.1775	1.0434	25.6255	26.4794	27.8683	26.7236
380023	1.1087	1.0160	23.4328	23.0079	23.7073	23.3913
380025	1.3689	1.1371	26.9398	28.8525	30.2628	28.7925
380026	1.1238	1.0160	22.7561	23.8666	26.5217	24.4150
380027	1.2749	1.0535	22.2573	21.5822	23.8758	22.6072
380029	1.1354	1.0549	22.0371	24.2939	26.2070	24.3253
380031	***	*	23.7634	*	*	*
380033	1.6503	1.0921	26.6899	30.4783	29.7995	29.0661
380035	1.0772	1.0254	25.6016	26.2434	26.4784	26.1363
380037	1.1737	1.1371	23.4798	25.0200	27.1884	25.4038
380038	1.2137	1.1371	28.1436	29.1804	30.5903	29.3667
380039	1.1084	1.1371	25.7614	27.5115	30.1544	27.7918
380040	1.1651	1.0603	22.6412	21.5958	28.4373	23.9593
380042	***	*	21.6793	*	*	*
380047	1.7478	1.0603	25.2591	26.5017	27.8385	26.6198
380048	***	*	18.2774	*	*	*
380050	1.3828	1.0248	22.1089	23.1332	24.2416	23.1844
380051	1.6179	1.0549	24.4081	26.2384	28.1305	26.2423
380052	1.1548	1.0160	20.7431	21.2567	22.6799	21.5642
380056	0.9898	1.0549	20.7895	22.3571	25.0068	22.7858
380060	1.4106	1.1371	23.0107	27.8551	30.2507	27.1740
380061	1.5940	1.1371	24.1121	27.3827	29.5145	27.3048
380062	***	*	26.1368	*	*	*
380064	***	*	27.0628	*	*	*
380065	***	*	23.3147	*	*	*
380066	1.2297	*	23.1175	23.3581	27.5412	24.6926
380069	***	*	21.2057	*	*	*

Provider Number	Case-Mix Index	FY 2005 Wage Index	Average Hourly Wage FY 2003	Average Hourly Wage FY 2004	Average Hourly Wage FY 2005 <sup>1</sup>	Average Hourly Wage ** (3 yrs)
380070	1.0908	*	29.9706	34.1039	*	*
380071	1.3173	1.1371	25.9113	27.9055	29.5740	27.8172
380072	0.8885	1.0160	20.6569	21.9516	22.5275	21.7458
380075	1.3286	1.0533	23.1910	25.1930	27.4795	25.5348
380078	***	*	22.6995	*	*	*
380081	1.1161	1.0160	22.9805	22.1822	21.0708	22.0536
380082	1.1927	1.1371	23.7927	28.0668	30.2721	27.4694
380083	***	*	22.4058	*	*	*
380084	***	*	31.0111	*	*	*
380087	1.0549	*	21.3119	*	*	*
380088	***	*	24.8158	*	*	*
380089	1.3120	1.1371	26.1967	29.6989	30.8396	28.9774
380090	1.2651	1.2777	30.4223	31.8702	33.6822	32.0289
380091	1.3732	1.1371	28.7846	31.2807	35.7002	31.8737
390001	1.7219	1.1277	20.3350	21.5154	22.4407	21.4391
390002	1.2315	0.8733	20.8831	22.0646	23.0113	22.0050
390003h	1.2141	1.1277	18.0436	19.1857	21.3182	19.4990
390004	1.4405	0.9354	20.0557	21.3475	23.4063	21.6582
390005	0.9970	0.8700	19.0218	19.0727	19.0318	19.0406
390006	1.8572	0.9201	21.7867	23.0378	23.3960	22.7699
390008	1.1019	0.8328	19.5439	19.9417	21.0021	20.1821
390009	1.7989	0.8700	22.5580	21.9459	24.2789	22.9311
390010	1.2118	0.8733	18.1275	19.4377	21.6273	19.7671
390011	1.3750	0.8365	18.2751	18.6548	19.8602	18.9263
390012	1.2667	1.0855	22.2060	28.5114	*	*
390013	1.2090	0.9201	20.2186	22.1679	23.3180	21.9609
390015	***	*	14.3138	*	*	*
390016	1.2230	0.8328	17.4931	18.1536	19.9899	18.5387
390017	0.9847	0.8328	18.5869	19.1962	20.6575	19.3772
390018	***	*	20.0672	19.9117	*	*
390019	1.1507	0.9538	18.7609	21.2806	21.5137	20.5386
390022	1.2743	1.0855	25.2980	27.5504	31.0971	27.8825
390023	1.2550	1.0855	23.9246	25.3767	27.1600	25.5087
390024	0.9263	1.0855	27.7643	25.9806	37.4330	27.8095
390025	0.5044	1.0855	14.0077	14.8690	15.0282	14.6252
390026	1.2177	1.0855	23.6317	24.0326	27.0802	24.9026
390027	1.5049	1.0855	29.4334	33.2139	28.9159	30.4025
390028	1.7231	0.8733	22.7820	24.6796	23.6616	23.7171



Provider Number	Case-Mix Index	FY 2005 Wage Index	Average Hourly Wage FY 2003	Average Hourly Wage FY 2004	Average Hourly Wage FY 2005 <sup>1</sup>	Average Hourly Wage ** (3 yrs)
390029	***	*	24.4753	*	24.4276	*
390030	1.2190	0.9519	18.9122	20.0598	20.9859	20.0085
390031	1.1869	0.9054	19.2040	20.3568	21.2949	20.2727
390032	1.1917	0.8733	18.5545	20.8450	20.9971	20.2277
390035	1.2372	1.0855	21.9325	23.2173	24.7281	23.2819
390036	1.4612	0.8733	20.2103	20.5751	23.3858	21.3729
390037	1.3459	0.8733	19.9175	20.1665	22.9008	20.9883
390039h	1.1127	0.8365	17.6181	18.4580	17.8461	17.9758
390040	***	*	17.4450	20.5371	23.1807	20.2698
390041	1.2789	0.8733	19.6159	21.0074	20.6789	20.4540
390042	1.4485	0.8733	22.0668	22.2351	23.9632	22.7692
390043	1.1829	0.8328	17.6739	19.8641	20.9835	19.5455
390044	1.6896	0.9418	21.3382	22.4235	24.2586	22.7073
390045	1.5545	0.8476	20.2107	20.2082	22.2582	20.9227
390046	1.5538	0.9152	21.3960	23.1271	25.0825	23.2769
390048	1.0813	0.9201	18.9776	20.3523	23.6622	20.8911
390049	1.5964	0.9538	22.8196	24.0933	25.4056	24.1179
390050	2.1274	0.8733	24.9156	22.6951	24.5424	24.0190
390052	1.1965	0.8452	21.2729	22.1380	21.6736	21.6933
390054	1.1754	0.9896	19.4686	19.8602	21.4983	20.2491
390055	1.8647	0.8733	25.7327	23.5292	25.5675	24.9295
390056	1.0844	0.8328	21.4121	21.4239	*	*
390057	1.2614	1.0855	21.6693	24.8235	25.1901	23.9478
390058	1.2497	0.9354	20.7930	22.0113	25.3415	22.6800
390061	1.5755	0.9896	22.8728	24.4550	25.5012	24.2558
390062	1.1169	0.8452	17.4710	17.6303	19.0692	18.1151
390063	1.8159	0.8700	20.1696	21.7120	23.5469	21.8619
390065	1.2660	1.1026	20.2930	23.1384	23.4021	22.3979
390066	1.2722	0.9288	19.0132	21.7717	23.0891	21.2658
390067	1.8797	0.9354	21.9885	23.5136	25.4576	23.6219
390068	1.3214	0.9896	21.6408	21.1177	25.9890	22.9757
390070	1.3640	1.0855	22.7909	24.4403	26.9235	24.7175
390071	1.0587	0.8476	18.9416	17.8117	20.9443	19.1807
390072h	1.0246	1.1277	16.9445	20.0561	22.0155	19.6409
390073	1.6546	0.8452	22.2703	22.7073	24.8013	23.2334
390074	1.1655	0.8733	19.7446	21.8456	21.0941	20.9138
390075	***	*	19.5840	19.9775	22.6530	20.6849
390076	1.3003	1.0855	19.7719	21.2039	18.1276	19.5539

Provider Number	Case-Mix Index	FY 2005 Wage Index	Average Hourly Wage FY 2003	Average Hourly Wage FY 2004	Average Hourly Wage FY 2005 <sup>1</sup>	Average Hourly Wage ** (3 yrs)
390078	***	*	20.6483	*	*	*
390079	1.9359	0.8328	19.5982	19.9169	21.4323	20.3290
390080	1.2560	1.0855	22.2449	23.3742	25.0921	23.5729
390081	1.2411	1.0855	25.6575	28.1056	28.7974	27.6375
390083	***	*	26.1660	*	*	*
390084	1.2472	0.8328	17.0197	18.3551	20.7799	18.7270
390086	1.5559	0.8360	19.7645	19.6488	20.7383	20.0554
390090	1.9289	0.8733	20.5433	22.4688	20.7474	21.2532
390091	1.1508	0.8733	19.0355	19.7361	20.8243	19.8629
390093	1.1844	0.8733	20.0135	19.9209	21.0427	20.3418
390095	1.1684	1.1277	17.9697	18.3939	21.0754	19.1551
390096	1.5018	0.9418	22.2974	22.9502	24.4145	23.2510
390097	1.1739	1.0855	24.7853	24.5304	25.3012	24.8948
390100	1.8100	0.9896	21.1186	23.4155	26.7267	23.8493
390101	1.2878	0.9152	19.0180	20.1271	20.1694	19.7929
390102	1.3419	0.8733	19.3111	20.9807	21.6629	20.7249
390103	1.0523	0.8733	20.4422	21.0637	18.6703	20.1263
390104	1.0295	0.8328	16.2440	16.5081	19.1803	17.3735
390106	***	*	17.4747	*	*	*
390107	1.3507	0.8733	20.6024	21.5852	23.1023	21.8035
390108	1.2699	1.0855	22.0444	23.7842	24.7486	23.4864
390109	1.1616	1.1277	17.4539	17.2667	18.7558	17.8372
390110	1.5508	0.8733	21.6005	22.3968	23.3355	22.4480
390111	2.0532	1.0855	27.1429	30.5814	30.6809	29.4124
390112h	1.1710	0.8365	14.8634	15.6710	16.6113	15.7094
390113	1.2892	0.9237	19.9496	20.1160	21.7729	20.6233
390114	1.3063	0.8733	19.8004	23.6162	22.6630	22.0271
390115	1.4581	1.0855	22.3545	24.1951	26.4751	24.3612
390116	1.2859	1.0855	22.6783	24.9581	28.5563	25.3858
390117	1.1874	0.8328	18.9764	19.0983	20.0040	19.3648
390118	1.1494	0.8328	17.2669	17.8460	19.3332	18.1499
390119	1.3113	1.1277	19.3946	20.3034	21.2761	20.3765
390121	1.6433	0.8452	20.6253	20.8017	22.0556	21.1770
390122	1.1742	0.8328	15.5438	18.5130	21.6981	18.4209
390123	1.2515	1.0855	21.8897	23.2232	25.2209	23.4588
390125	1.2261	0.8328	17.0975	18.2411	19.4406	18.2772
390127	1.2068	1.0855	22.8787	25.0836	28.9238	25.7842
390128	1.1667	0.8733	19.9764	21.3668	21.8837	21.0753

Provider Number	Case-Mix Index	FY 2005 Wage Index	Average Hourly Wage FY 2003	Average Hourly Wage FY 2004	Average Hourly Wage FY 2005 <sup>1</sup>	Average Hourly Wage ** (3 yrs)
390130	1.1705	0.8365	18.5519	19.4835	21.0694	19.6285
390131	1.2706	0.8733	19.1931	19.5296	21.2164	20.0445
390132	1.4834	1.0855	24.1878	24.6889	26.8153	25.2651
390133	1.6879	0.9538	24.1590	25.2110	26.1458	25.1883
390135	1.2206	1.0855	22.2501	24.0445	*	*
390136	1.0536	0.8733	16.8505	21.9531	24.8042	20.8277
390137	1.4595	1.1277	19.4769	19.5457	21.8830	20.2627
390138	1.1853	1.0765	20.7726	21.4705	22.7210	21.7019
390139	1.3717	1.0855	24.8347	26.3622	28.2089	26.5057
390142	1.5692	1.0855	28.4680	29.8874	32.0827	30.1680
390145	1.4517	0.8733	20.4964	20.6580	22.4255	21.2144
390146	1.2459	0.8381	20.1788	21.4580	22.3260	21.2951
390147	1.2232	0.8733	21.7600	22.3135	23.6380	22.5753
390150	1.1083	0.8723	20.8970	20.0261	24.5256	21.8864
390151	1.2565	1.0765	23.6072	24.7843	25.1422	24.5408
390152	0.9953	0.8452	20.2581	21.5474	11.7774	16.4240
390153	1.3868	1.0855	23.9039	25.3391	27.5167	25.6598
390154	1.3180	0.8328	17.8774	19.1300	20.4408	19.1543
390156	1.3356	1.0855	24.0034	25.0801	27.8096	25.6221
390157	1.2866	0.8733	20.2647	20.6933	22.0222	21.0052
390160	1.2544	0.8733	19.4793	19.3598	19.5942	19.4793
390162	1.5384	0.9538	21.3379	24.0291	*	*
390163	1.2584	0.8733	18.1831	18.8585	19.8863	18.9837
390164	2.1093	0.8733	26.1698	24.2334	25.1277	25.1322
390166	1.2143	0.8733	19.8899	19.8531	20.9510	20.2267
390168	1.4802	0.8733	19.6875	20.6777	21.9344	20.8088
390169	1.4028	1.1277	22.7920	22.7695	24.1682	23.2427
390173	1.1721	0.8328	18.8265	20.6958	21.6562	20.4167
390174	1.7411	1.0855	26.3891	28.4490	30.3725	28.4625
390176	1.1752	0.8733	21.7650	18.0752	17.1387	19.0248
390178	1.3257	0.9234	17.1142	17.2384	19.2731	17.9067
390179	1.3843	1.0855	21.5792	24.0501	24.8350	23.5283
390180	1.4143	1.0855	26.7743	28.4842	30.4264	28.6343
390181	1.0383	0.9136	18.8681	*	25.7357	*
390183	1.0864	0.9136	17.4535	21.6811	22.0117	20.3045
390184	1.0618	0.8733	21.1941	21.1962	21.3407	21.2460
390185	1.2471	0.9896	20.3301	20.4476	21.8871	20.8622
390189	1.1215	0.8328	19.6186	20.1365	21.2711	20.3629

Provider Number	Case-Mix Index	FY 2005 Wage Index	Average Hourly Wage FY 2003	Average Hourly Wage FY 2004	Average Hourly Wage FY 2005 <sup>1</sup>	Average Hourly Wage ** (3 yrs)
390191	1.1520	0.8328	17.1919	18.5972	19.2308	18.2816
390192	1.0722	1.1277	16.6469	19.1883	20.0395	18.6928
390193	0.9732	0.8700	17.3804	18.9764	18.5516	18.2455
390194	1.2048	0.9538	21.0549	21.5850	23.1814	21.9829
390195	1.6262	1.0855	24.2891	26.2024	28.3480	26.3145
390197	1.4715	0.9538	22.1974	22.8349	24.9234	23.2844
390198	1.1659	0.8700	16.6803	17.3937	16.8529	16.9777
390199	1.2082	0.8328	17.7782	18.9787	19.9653	18.9342
390200	0.9555	0.9896	18.2456	19.4471	23.1486	20.2397
390201	1.2207	1.1569	21.3291	22.7849	24.8222	22.9843
390203	1.5721	1.0855	22.4685	26.9436	28.2741	26.1234
390204	1.2498	1.0855	22.7282	23.9673	25.6342	24.1116
390209	***	*	16.8200	*	*	*
390211	1.3118	0.9234	19.4552	21.0450	22.4472	21.0292
390213	***	*	20.1152	*	*	*
390215	***	*	23.5953	25.2617	26.4180	25.0589
390217	1.1770	0.8733	19.7578	21.4058	21.3281	20.8248
390219	1.2700	0.8733	20.1311	20.0594	22.8559	21.0258
390220	1.1191	1.0855	22.7618	23.4385	24.7553	23.6001
390222	1.2538	1.0855	22.7491	24.9345	27.0954	24.9578
390223	1.8952	1.0855	18.9493	22.8725	28.2538	23.2409
390224	0.8620	0.8464	17.2173	16.1289	18.1226	17.1793
390225	1.2148	0.9896	19.0364	20.9232	23.4945	21.2611
390226	1.7511	1.0855	22.8588	25.6917	27.0061	25.2172
390228	1.3377	0.8733	19.6212	21.0164	22.5999	21.1220
390231	1.4529	1.0855	21.0757	24.7757	27.0576	24.3277
390233	1.3285	0.9152	20.5801	21.8043	22.8667	21.7653
390235	***	*	19.9925	23.7068	*	*
390236	1.1860	0.8328	19.1427	19.8687	21.9199	20.3483
390237	1.5418	1.1277	21.7847	23.2054	24.6316	23.2303
390238	***	*	18.1956	19.2171	26.4748	21.1243
390244	***	*	14.2137	*	*	*
390246	1.1561	0.8328	22.3892	22.0687	23.3275	22.6010
390249	0.8542	*	14.1062	14.7215	*	*
390256	1.8497	0.9354	22.3540	22.6146	24.2331	23.1349
390258	1.6157	1.0855	23.8318	25.0634	27.2038	25.4263
390262	***	*	18.8943	21.3264	*	*
390263	1.4810	0.9538	20.6348	22.0008	23.4202	22.0938

Provider Number	Case-Mix Index	FY 2005 Wage Index	Average Hourly Wage FY 2003	Average Hourly Wage FY 2004	Average Hourly Wage FY 2005 <sup>1</sup>	Average Hourly Wage ** (3 yrs)
390265	1.4471	0.8733	20.4760	20.5948	21.6751	20.9436
390266	1.2788	0.9234	17.6223	18.2424	19.2836	18.3942
390267	1.2116	0.8733	20.2424	21.4801	22.5464	21.3891
390268	1.2936	0.8465	22.2046	23.1124	24.2050	23.1957
390270	1.5401	0.9896	20.7957	22.5258	24.0837	22.5608
390278	0.5694	1.0855	18.5776	21.1387	21.6893	20.4268
390279	1.0750	0.8465	15.8080	16.0510	15.3569	15.7368
390285	1.7276	1.0855	29.1270	30.6300	33.5347	31.0662
390286	1.1635	1.0855	22.9746	25.4499	27.4090	25.2567
390287	1.4961	1.0855	30.3252	32.9709	35.7147	33.0283
390288	1.1476	1.0855	26.9662	28.0957	28.5267	27.6344
390289	1.3089	1.0855	22.8963	25.1658	28.4577	25.4209
390290	1.9543	1.0855	30.5037	31.0967	36.4991	32.6843
390291	0.9597	0.8733	20.0272	21.0057	21.3015	20.7433
390293	***	*	23.5284	*	*	*
390294	***	*	*	33.3537	*	*
390295	***	*	*	26.8862	*	*
390296	***	*	*	25.6981	*	*
390297	***	*	*	25.7318	*	*
390298	***	*	*	*	26.8290	*
390299	***	*	*	*	31.9423	*
390300	***	*	*	*	40.4697	*
400001	1.2760	1.0158	10.7531	11.7572	16.1114	12.6374
400002	1.6567	1.0768	13.3684	11.6804	14.8607	13.2481
400003	1.3922	1.0768	11.2726	10.5963	13.0776	11.6305
400004	1.1633	1.0158	9.0781	11.4041	10.4716	10.2554
400005	1.0738	1.0158	9.7802	10.5356	10.2878	10.1683
400006	1.1473	1.0158	10.4988	9.2852	8.9919	9.5595
400007	1.1920	1.0158	8.1974	8.6022	8.7152	8.4943
400009	1.0542	0.8665	8.7341	9.4413	9.2007	9.1221
400010	0.9114	0.9193	9.1359	9.2799	10.9354	9.7131
400011	1.0976	1.0158	8.6253	8.9111	8.5868	8.7030
400012	1.5139	1.0158	8.6538	9.0740	8.3580	8.6862
400013	1.3895	0.9990	9.8197	9.9905	9.5584	9.7808
400014	1.4319	0.9955	10.2712	11.4580	11.7023	11.0983
400015	1.2170	1.0158	15.5827	*	15.6066	*
400016	1.3378	1.0158	13.7001	14.6491	15.3497	14.5879
400017	1.1908	1.0158	9.9167	10.7475	10.1238	10.2629

Provider Number	Case-Mix Index	FY 2005 Wage Index	Average Hourly Wage FY 2003	Average Hourly Wage FY 2004	Average Hourly Wage FY 2005 <sup>1</sup>	Average Hourly Wage ** (3 yrs)
400018	1.1912	0.9990	10.5583	10.8254	10.7948	10.7210
400019	1.3565	1.0158	12.1251	13.7007	14.9892	13.5048
400021	1.3754	1.1250	12.7462	13.5224	13.8643	13.3877
400022	1.3187	1.0768	13.0915	15.2904	16.0539	14.7599
400024	0.8680	0.9955	9.0826	9.8650	9.1316	9.3569
400026	1.0267	0.8665	7.4280	5.9206	5.2085	6.0594
400028	1.2396	1.0768	8.9567	9.5266	10.3354	9.5963
400032	1.1882	1.0158	10.1898	10.7100	10.7195	10.5472
400044	1.2936	1.0768	12.8671	9.0275	10.7890	11.1534
400048	1.1418	0.8665	11.5104	10.8618	14.0887	12.1974
400061	1.8543	1.0158	10.3664	16.5895	15.1639	13.5869
400079	1.1704	0.9207	8.7218	8.7218	9.4218	8.9758
400087	1.2148	0.9990	8.6480	10.7118	9.5860	9.7657
400094	***	*	9.4600	9.2871	8.8646	9.2684
400098	1.3321	1.0158	10.4312	13.8036	13.7938	12.4239
400102	1.1639	1.0158	8.5289	10.9973	10.1795	9.9095
400103	1.7285	0.9955	11.8454	11.5797	12.8288	11.9672
400104	1.2151	0.9990	7.9552	7.1781	8.2758	7.7122
400105	1.3446	1.0158	10.6028	11.5608	12.7725	11.5397
400106	1.2175	1.0158	9.8694	10.1241	9.6902	9.8878
400109	1.5284	1.0158	12.2080	12.8921	14.2169	13.0754
400110	1.1675	1.0161	10.7228	12.0159	11.8458	11.5366
400111	1.1086	0.9207	12.3311	12.7701	13.4777	12.8573
400112	1.1368	1.0158	11.0634	12.2859	8.9469	10.5739
400113	1.2555	1.0768	9.3000	10.4416	10.0830	10.0531
400114	1.0875	1.0158	9.9477	9.7444	12.1920	10.5611
400115	1.1199	1.0158	7.2203	7.0411	9.1132	7.7507
400117	1.0915	0.9990	11.3351	9.7314	10.2911	10.4382
400118	1.1965	1.0158	11.4317	12.4590	11.9324	11.9508
400120	1.3580	1.0158	10.9315	11.8837	11.9714	11.5878
400121	0.9198	1.0158	8.7584	8.3575	8.6665	8.5907
400122	1.2393	1.0158	9.1638	9.6644	9.6463	9.4879
400123	1.2755	0.9955	10.9047	10.5643	11.8135	11.0940
400124	2.8781	1.0158	12.7323	14.3496	17.2258	14.7157
400125	1.2216	0.9402	10.5997	10.6642	10.7425	10.6781
400126	1.3107	1.1250	*	*	13.3932	*
410001	1.3046	1.1574	22.4972	24.0033	27.0309	24.5144
410004	1.2680	1.1574	23.5408	23.6409	25.4578	24.2461

Provider Number	Case-Mix Index	FY 2005 Wage Index	Average Hourly Wage FY 2003	Average Hourly Wage FY 2004	Average Hourly Wage FY 2005 <sup>1</sup>	Average Hourly Wage ** (3 yrs)
410005	1.3095	1.1574	24.0086	24.6522	27.1171	25.2309
410006	1.2900	1.1574	22.8959	26.1372	27.1842	25.4515
410007	1.6959	1.1574	24.9846	27.7171	30.1360	27.6083
410008	1.2274	1.1574	24.4792	25.4183	28.4245	26.1072
410009	1.3583	1.1574	24.3760	26.9135	27.7337	26.3703
410010	1.1614	1.1677	29.7315	30.3860	30.7826	30.3110
410011	1.3412	1.1574	27.4880	29.7664	28.5875	28.6114
410012	1.7780	1.1574	26.4570	28.1791	32.1679	29.0178
410013	1.1918	1.1574	25.3688	28.9386	31.7482	28.6887
420002	1.5711	0.9698	22.6182	25.1067	27.9312	25.2809
420004	1.9036	0.9415	22.4680	23.4579	26.0279	23.9918
420005	1.0202	0.8705	17.8202	19.5521	19.8167	19.0868
420006	0.9839	0.9415	18.7153	22.7896	22.8920	20.8925
420007	1.6167	0.9522	19.0199	22.0228	25.0395	22.1268
420009	1.3495	0.9532	21.2566	18.6866	23.8668	21.1617
420010	1.1302	0.8857	19.3267	19.1746	21.6478	20.1082
420011	1.1179	0.9532	16.7523	17.7300	20.8895	18.4244
420014	1.0459	0.9402	19.0455	21.2045	21.5658	20.5983
420015	1.3017	0.9532	20.8736	23.1274	24.7383	23.0190
420016	0.9864	0.8705	16.6448	17.0051	17.3837	17.0282
420018	1.7425	0.9431	20.7779	20.4649	23.6356	21.5401
420019	1.0964	0.8705	19.0199	19.6836	20.5472	19.7562
420020	1.2403	0.9415	20.5801	22.1616	24.6592	22.6091
420023	1.6333	0.9532	20.8600	23.2568	25.1035	23.1328
420026	1.8482	0.9431	23.3073	23.7406	29.2961	25.4193
420027	1.5131	0.9254	19.7322	21.0637	22.8322	21.2332
420030	1.2258	0.9415	22.5159	22.6766	24.2847	23.2152
420031	***	*	15.3604	*	*	*
420033	1.1130	0.9532	23.7974	26.2711	27.5740	25.9481
420036	1.2183	0.9628	19.8285	20.6649	21.9641	20.8131
420037	1.1890	0.9532	23.5244	25.5492	26.8750	25.3942
420038	1.2511	0.9532	19.9829	21.6133	22.6741	21.4329
420039	0.9956	0.9378	18.0055	21.9737	24.0637	21.0824
420043h	1.1088	0.9521	19.6835	21.8816	22.9764	21.4992
420048	1.2678	0.9402	20.5531	21.9517	23.1515	21.9592
420049	1.2153	0.9017	20.1765	21.2604	23.2156	21.6075
420051	1.4807	0.8920	19.8549	20.6629	23.9455	21.5002
420053	1.1983	0.8705	19.0780	19.9013	21.1177	20.0816

Provider Number	Case-Mix Index	FY 2005 Wage Index	Average Hourly Wage FY 2003	Average Hourly Wage - FY 2004	Average Hourly Wage FY 2005 <sup>1</sup>	Average Hourly Wage ** (3 yrs)
420054	1.0646	0.8705	20.2275	20.8471	24.0653	21.6973
420055	1.0609	0.8705	18.6782	19.6817	20.3599	19.5840
420056	1.3085	0.8705	16.5491	20.0527	21.1640	19.3255
420057	1.0690	0.8857	22.1312	17.6727	19.7653	19.9387
420059	1.0988	0.8705	18.2093	20.2917	21.4260	19.8682
420061	1.0705	0.8705	17.7048	19.9789	20.8684	19.5679
420062	1.0499	0.8705	20.9032	17.4764	25.6683	20.9147
420064	1.1734	0.9017	19.7067	20.9057	22.1290	21.0653
420065	1.3750	0.9415	19.2150	22.0784	22.8674	21.4485
420066	0.9870	0.8920	19.5366	20.7782	20.5893	20.2967
420067	1.2723	0.8705	20.8524	22.8104	24.6038	22.8556
420068	1.3919	0.9055	20.2580	21.7257	22.2638	21.4213
420069	1.0148	0.8705	18.9017	17.6291	19.6959	18.7426
420070	1.2804	0.9320	19.2186	20.3664	22.4370	20.6984
420071	1.3653	0.9055	20.1897	21.8579	23.1727	21.7981
420072	1.0540	0.8705	18.2531	16.2578	17.5899	17.3137
420073	1.3435	0.9431	20.2697	21.4718	24.0274	21.8516
420074	***	*	18.1839	18.7010	*	*
420075	0.8785	0.9183	15.0133	15.9889	16.4816	15.8351
420078	1.7660	0.9532	22.7157	24.3273	25.3032	24.1113
420079	1.4719	0.9415	21.3177	23.3992	25.2939	23.4159
420080	1.4227	0.9464	23.2871	26.7489	28.4569	26.2852
420082	1.4859	0.9183	22.8516	23.6936	26.1221	24.1956
420083	1.4335	0.9522	24.4499	24.8508	25.3043	24.8899
420085	1.6004	0.9225	22.0071	24.4040	25.3180	23.9946
420086	1.4402	0.9431	23.5303	24.5760	25.1372	24.4026
420087	1.8047	0.9415	20.8217	22.4526	23.2230	22.1596
420088	***	*	21.8979	23.5174	23.1273	22.7509
420089	1.2804	0.9415	21.3954	23.3240	25.2729	23.4187
420091	1.3688	0.8920	21.8367	23.7936	23.4710	23.0379
420093	1.0612	0.9522	19.1299	21.4678	25.1457	21.8615
420095	***	*	33.4634	*	*	*
420096	***	*	26.4864	*	*	*
420097	***	*	*	*	24.7809	*
430004	***	*	19.2737	*	*	*
430005	1.2129	0.8390	17.3401	18.2647	19.9454	18.5045
430007	1.1935	*	15.1494	*	*	*
430008 <sup>2</sup>	1.0759	0.9414	18.5234	20.0124	20.9442	19.8486



Provider Number	Case-Mix Index	FY 2005 Wage Index	Average Hourly Wage FY 2003	Average Hourly Wage FY 2004	Average Hourly Wage FY 2005 <sup>1</sup>	Average Hourly Wage ** (3 yrs)
430010	***	*	16.5751	*	*	*
430011	1.2776	0.8390	18.3648	19.9835	20.6597	19.6267
430012	1.3116	0.9414	19.2921	21.2588	22.7530	21.0857
430013 <sup>2</sup>	1.1666	0.9414	18.8978	21.3389	22.9675	21.0284
430014	1.2556	0.9189	20.9118	22.0285	25.5387	22.8018
430015	1.0867	0.9414	18.8998	20.5849	23.2035	20.8489
430016	1.5956	0.9414	22.7585	24.2450	26.1495	24.3994
430018	0.9210	*	15.9423	17.9850	*	*
430022	***	*	14.0661	*	*	*
430023	0.9540	*	16.7850	18.8816	*	*
430024	0.9794	*	17.4815	18.8357	*	*
430027	1.6975	0.9414	20.8666	22.1807	23.8477	22.3051
430028	***	*	18.2829	*	*	*
430029	0.9451	0.8390	17.4931	18.9464	20.2708	18.9533
430031 <sup>2</sup>	0.9271	0.9414	13.2104	15.2321	15.6112	14.6711
430033	0.9016	*	18.3978	21.6254	*	*
430034	***	*	13.8535	*	*	*
430036	***	*	16.7826	*	*	*
430037	***	*	18.7008	*	*	*
430040	***	*	14.7860	*	*	*
430043	1.1446	*	17.0193	17.9672	17.2722	17.3947
430047	0.9878	0.8390	17.5377	18.2774	21.9116	19.2363
430048	1.2405	0.9414	19.0261	20.0607	21.1718	20.1127
430049	***	*	14.9025	*	*	*
430051	***	*	18.8696	*	*	*
430054	0.8992	*	15.0100	17.8871	*	*
430056	***	*	14.1913	*	*	*
430057	***	*	18.8777	*	*	*
430060	0.9402	0.9414	9.7677	10.6492	10.2704	10.2206
430064	0.9792	0.9414	13.8666	14.3407	16.4314	14.8874
430066	***	*	14.5958	*	*	*
430073	***	*	16.5112	*	*	*
430076	***	*	15.2453	*	*	*
430077	1.6571	0.9414	20.4361	21.6786	23.4835	21.9080
430079	***	*	14.4155	*	*	*
430089	1.3704	0.9054	17.5100	19.8572	21.1109	19.5864
430090	1.4069	0.9414	23.5180	25.6873	26.0851	25.1793
430091	2.6128	0.9414	21.6239	22.2824	23.8897	22.8409

Provider Number	Case-Mix Index	FY 2005 Wage Index	Average Hourly Wage FY 2003	Average Hourly Wage FY 2004	Average Hourly Wage FY 2005 <sup>1</sup>	Average Hourly Wage ** (3 yrs)
430092	1.8963	0.8390	19.7645	19.7354	20.2570	19.9313
430093	1.2310	0.8919	23.3009	23.8820	23.1526	23.4368
430094	1.3886	0.9172	*	20.8743	18.5429	*
430095	2.4142	0.9414	*	*	24.7074	*
440001	1.1510	0.8184	17.2283	18.9833	17.4802	17.8507
440002	1.6645	0.8891	21.4299	22.0178	23.2177	22.2412
440003	1.1702	1.0085	20.3756	21.6336	24.5168	22.2321
440006	1.3645	1.0085	23.1483	24.3173	26.7983	24.8025
440007	0.9738	0.7899	14.0611	14.8015	13.7042	14.1639
440008	0.9583	0.8707	20.3303	20.9237	22.1405	21.0927
440009	1.1294	0.7899	18.4068	19.6564	21.1274	19.7792
440010	0.9465	0.7899	13.3692	16.7270	16.9060	15.5468
440011	1.3667	0.8564	19.3165	20.5036	21.6861	20.5719
440012	1.4653	0.8235	19.8949	21.1213	21.4769	20.8338
440014	***	*	15.0657	*	*	*
440015	1.8816	0.8564	21.6106	23.4485	22.5583	22.4945
440016	0.9832	0.7899	14.6142	20.1504	20.0982	17.9834
440017	1.7976	0.8235	20.4705	21.8033	22.5313	21.6064
440018	1.1878	0.8184	18.1620	21.2242	21.7239	20.4131
440019	1.7782	0.8564	22.8463	21.8854	23.8802	22.8779
440020	1.0820	0.8838	20.2188	21.1075	23.1718	21.5541
440023	0.9449	0.7899	15.6603	15.5410	17.0335	16.1069
440024	1.2253	0.8286	18.4276	19.9751	20.3658	19.4829
440025	1.1705	0.7957	17.0996	19.1478	19.5995	18.6582
440026	***	*	25.6489	25.1655	26.9149	25.8839
440029	1.3262	1.0085	22.2889	24.1379	25.8538	24.1320
440030	1.2273	0.7975	17.6297	19.9056	20.0586	19.2409
440031	1.0373	0.7899	17.2555	17.0289	18.0944	17.4732
440032	0.9799	0.8235	13.9785	14.7683	16.0734	14.9379
440033	1.0687	0.7899	16.4679	17.2637	18.7749	17.5539
440034	1.5309	0.8564	21.1672	22.2478	23.1121	22.1453
440035	1.3525	0.8550	20.4168	21.4990	22.3230	21.4456
440039	1.9419	1.0085	22.4158	25.0874	26.4647	24.7983
440040	0.9438	0.7899	17.6781	16.9886	17.7647	17.4777
440041	0.9622	0.7899	14.6684	15.5784	17.4074	15.9463
440046	1.1662	1.0085	20.5562	22.3380	25.5329	22.6880
440047	0.9132	0.8398	18.7469	18.7962	20.4812	19.3502
440048	1.8360	0.9231	21.6132	23.1553	24.3283	22.8907

Provider Number	Case-Mix Index	FY 2005 Wage Index	Average Hourly Wage FY 2003	Average Hourly Wage FY 2004	Average Hourly Wage FY 2005 <sup>1</sup>	Average Hourly Wage ** (3 yrs)
440049	1.5491	0.9231	19.6920	21.1930	22.9755	21.3330
440050	1.2838	0.9303	19.7915	21.1397	21.8972	20.9864
440051	0.9770	0.7899	17.7067	19.0165	20.7948	19.1302
440052	0.9884	0.7899	18.6589	18.1935	20.1875	19.0406
440053	1.2491	1.0085	21.5253	22.0345	23.9083	22.5642
440054	1.1210	0.7899	15.2154	15.4208	20.5992	16.7281
440056	1.0934	0.8246	20.4902	19.3108	20.4088	20.0592
440057	1.0134	0.7899	14.4363	14.1477	14.6242	14.4056
440058	1.1416	0.9208	20.7722	21.7512	22.6014	21.7216
440059	1.4872	0.9758	20.8882	22.4248	23.9301	22.5028
440060	1.1056	0.8707	20.7627	20.2189	22.7133	21.2566
440061	1.1241	0.7899	16.9234	19.5458	21.2085	19.1926
440063	1.6792	0.8184	18.8072	19.7468	21.8578	20.1214
440064	1.0113	0.9208	18.2678	19.4020	20.9742	19.5551
440065	1.2195	1.0085	19.2282	19.9099	21.4794	20.2516
440067	1.1050	0.8564	18.2973	19.5643	22.1410	20.0664
440068	1.1387	0.9208	19.5428	20.9188	23.1705	21.2887
440070	0.9982	0.7899	18.0065	18.3717	19.0240	18.4723
440072	1.2626	0.8887	20.0692	19.6579	20.9294	20.2371
440073	1.2627	0.9758	19.6290	20.7181	22.2959	20.9196
440078	***	*	17.1646	*	*	*
440081h	1.1252	0.8564	17.2905	18.3141	19.0328	18.2536
440082	2.1528	1.0085	22.5590	26.1497	28.7828	25.7853
440083	0.8872	0.7899	13.7630	15.7015	16.0956	15.2202
440084	1.1957	0.7899	13.8085	15.0510	15.2825	14.7396
440091	1.6703	0.9208	20.1359	23.0296	26.1122	23.0433
440100	***	*	15.9969	*	*	*
440102	1.1187	0.7899	16.0783	16.6548	17.5140	16.7703
440104	1.7660	0.9208	21.7135	21.9870	23.3731	22.4046
440105	0.9786	0.8184	18.1375	19.2902	20.7821	19.4185
440109	0.9976	0.7899	17.6398	17.3578	18.2508	17.7611
440110	1.0384	0.8564	18.4998	19.9715	20.9039	19.8794
440111	1.2877	1.0085	23.2111	24.9883	25.8821	24.7444
440114	0.9957	0.8422	18.5327	20.1152	21.4271	20.0395
440115	0.9634	0.8398	18.7054	18.5389	20.0642	19.1240
440120	1.6053	0.8564	19.8997	22.4031	23.9003	22.1539
440125	1.5806	0.8564	20.0599	21.1018	21.9337	21.0514
440130	1.1599	0.7899	19.0905	20.6363	21.6480	20.4269

Provider Number	Case-Mix Index	FY 2005 Wage Index	Average Hourly Wage FY 2003	Average Hourly Wage FY 2004	Average Hourly Wage FY 2005 <sup>1</sup>	Average Hourly Wage ** (3 yrs)
440131	1.1976	0.9231	19.9883	21.0640	22.4119	21.1882
440132	1.1909	0.7899	17.9186	18.9580	20.5716	19.2225
440133	1.5991	1.0085	22.2257	23.3600	27.5019	24.3449
440135	1.1136	1.0085	22.5452	23.9749	25.3928	24.0426
440137	1.0382	0.7899	15.3530	16.5529	18.2073	16.7614
440141	0.9502	0.7899	17.6818	19.2607	19.4528	18.8615
440142	0.9890	*	17.1483	17.7587	*	*
440143	1.0380	0.8347	18.6844	19.2978	21.0374	19.6715
440144	1.2279	0.7899	18.8127	19.7938	22.3671	20.3348
440145	0.9567	0.7899	18.3850	18.2019	20.9863	19.1762
440147	***	*	25.3766	25.0780	28.9038	26.3164
440148	1.0872	0.9758	19.3769	20.7693	23.0697	21.1482
440149	1.0174	0.7899	19.8304	18.1316	19.8020	19.2476
440150	1.3336	1.0085	21.2942	22.8733	25.4952	23.2526
440151	1.1207	0.9758	19.8977	21.1576	23.3037	21.4131
440152	1.9622	0.9231	21.7382	22.7498	25.9495	23.4904
440153	1.0786	0.7899	18.1781	19.9486	22.7744	20.3362
440156	1.4514	0.9208	21.9374	23.7799	25.6333	23.8575
440157	***	*	15.5316	*	*	*
440159	1.4839	0.9231	21.4914	20.5719	21.1073	21.0376
440161	1.7809	1.0085	23.6805	26.1354	28.6774	26.2391
440162	***	*	19.8075	20.3909	16.5305	18.7606
440166	1.5383	0.9231	19.6632	23.1692	27.1355	23.2638
440168	0.9458	0.9231	21.1946	21.2113	22.1764	21.5046
440173	1.6321	0.8564	21.0284	20.8442	20.8723	20.9103
440174	0.9083	0.8271	19.3966	19.2201	20.7960	19.8084
440175	1.0406	0.8838	19.9022	22.3331	24.0005	22.1386
440176	1.3118	0.8235	19.8448	20.4861	22.0079	20.8356
440180	1.1374	0.8564	20.2057	21.2398	21.9781	21.1205
440181	0.9359	0.8306	19.0915	19.6133	21.1406	19.9832
440182	0.9034	0.7899	18.1953	19.3928	20.2630	19.3055
440183	1.5311	0.9231	22.2401	24.9282	27.7769	25.1513
440184	0.9961	0.8184	18.6891	21.4484	20.8219	20.2526
440185	1.2166	0.9208	21.1227	22.1845	23.4172	22.3432
440186	1.0406	1.0074	20.8601	23.0193	24.6773	22.8366
440187	1.0886	0.7899	18.3730	19.9478	21.7637	20.0131
440189	1.5080	0.8891	22.2555	23.2866	24.7851	23.4729
440192	1.0136	0.9758	19.1977	21.3228	25.1119	21.9712

Provider Number	Case-Mix Index	FY 2005 Wage Index	Average Hourly Wage FY 2003	Average Hourly Wage FY 2004	Average Hourly Wage FY 2005 <sup>1</sup>	Average Hourly Wage ** (3 yrs)
440193	1.2721	1.0085	19.9078	22.0345	24.3911	22.1757
440194	1.3030	1.0085	21.9609	24.4508	26.2498	24.3097
440197	1.2935	1.0085	22.5282	24.2660	26.4999	24.4607
440200	0.9334	1.0074	18.7301	16.7752	17.0633	17.5400
440203	0.9687	0.7899	16.9819	*	17.7639	*
440210	***	*	12.7622	*	*	*
440217	1.2869	0.9231	19.2834	23.3544	25.9667	22.9440
440218	0.8932	1.0085	*	20.1377	26.3741	*
440220	***	*	*	21.9117	*	*
440222	0.9402	0.9231	*	*	28.3879	*
450002	1.4398	0.9096	21.5141	24.0411	25.4975	23.7614
450004	***	*	15.9452	*	*	*
450005	1.1747	0.8617	16.6354	21.7110	23.4049	20.4575
450007	1.2518	0.9010	18.0269	18.3738	19.2875	18.5831
450008	1.3678	0.9276	19.3745	20.1816	22.0934	20.5757
450010	1.5227	0.8603	19.8998	20.3023	22.4133	20.8466
450011	1.6058	0.9221	20.2963	22.1472	24.0715	22.1290
450014	1.0619	0.8456	19.8845	20.6936	22.5001	21.0077
450015	1.4798	1.0063	22.9820	23.9526	24.0730	23.7009
450016	***	*	19.1522	20.1232	22.1368	20.5103
450018	1.4076	0.9975	21.9921	22.9019	24.6443	23.1862
450020	0.9666	0.9597	18.4643	19.1087	17.7148	18.3747
450021	1.8177	1.0063	23.7663	25.0769	28.5578	25.8179
450023	1.4495	0.8456	19.2808	19.1645	20.9278	19.8132
450024	1.3744	0.9096	19.5584	20.7727	20.5868	20.2948
450028	1.5530	1.0158	19.5905	22.7775	25.6030	22.6061
450029	1.5563	0.8775	19.9505	19.9198	23.9709	21.2865
450031	1.4370	1.0063	29.6772	21.7621	27.0328	25.7450
450032	1.1934	0.8657	20.8525	20.5217	20.8306	20.7391
450033	1.5852	1.0158	21.3765	26.5990	29.0541	25.5917
450034	1.6129	0.8617	19.5233	21.6097	23.4615	21.5599
450035	1.5063	1.0049	20.3146	24.1860	25.4580	23.2683
450037	1.5536	0.8802	19.6532	23.1179	23.1176	21.9845
450039	1.3882	0.9609	20.4660	22.0058	23.3034	21.9244
450040	1.7877	0.8774	24.8621	21.2990	23.8047	23.2129
450042	1.6485	0.8162	20.6041	21.8886	22.6936	21.7552
450044	1.6335	1.0063	23.4476	24.1127	25.8403	24.4770
450046	1.5552	0.8645	20.2917	20.9239	22.0695	21.1294

Provider Number	Case-Mix Index	FY 2005 Wage Index	Average Hourly Wage FY 2003	Average Hourly Wage FY 2004	Average Hourly Wage FY 2005 <sup>1</sup>	Average Hourly Wage ** (3 yrs)
450047	0.8525	1.0158	15.9525	21.8840	22.7242	19.8728
450050	0.9347	0.8747	19.1390	19.5171	21.6933	20.0180
450051	1.7020	1.0063	23.0010	24.5533	27.2523	25.0048
450052	0.9680	0.8151	20.3702	17.6543	19.7185	19.3316
450053	0.9360	0.7997	19.3347	18.6556	19.4978	19.1905
450054	1.6789	0.9276	25.3285	23.2915	25.1229	24.5396
450055	1.1830	0.7997	16.4789	18.2235	20.5235	18.3296
450056	1.6581	0.9597	22.5341	24.4197	25.6685	24.2958
450058	1.5100	0.9010	20.0424	22.0158	24.7442	22.0807
450059	1.3102	0.9083	21.4873	22.8792	26.8209	23.7097
450063	***	*	15.1780	*	*	*
450064	1.4062	0.9609	21.3929	19.1271	24.2920	21.5383
450065	***	*	23.8471	*	*	*
450068	2.0540	1.0049	22.5626	24.0925	26.2864	24.3345
450072	1.1647	1.0049	20.0134	20.3683	22.5010	20.9458
450073	0.9803	0.8012	23.7700	19.2398	20.0464	21.0839
450078	0.9165	0.7997	13.9324	14.8285	17.2196	15.2045
450079	1.4873	1.0063	22.0609	24.0085	27.0443	24.3554
450080	1.1279	0.8595	19.8414	21.0353	21.2482	20.7306
450081	1.0145	*	19.0276	19.2632	*	*
450082	1.1098	0.7997	18.0688	16.6566	20.9113	18.5395
450083	1.7442	0.9516	20.7446	22.5063	24.9182	22.7494
450085	1.0022	0.7997	17.5001	18.1922	19.4524	18.3451
450087	1.3785	0.9609	23.4141	24.5976	26.4203	24.9041
450090	1.2557	0.7997	15.6090	17.1073	17.6506	16.7782
450092	1.1491	0.7997	17.2058	16.0199	20.4921	17.8070
450094	1.1345	1.0063	25.2158	25.8313	25.3618	25.4717
450096	1.4254	0.8617	19.4430	19.8012	22.8722	20.7423
450097	1.4792	1.0049	20.7653	22.2467	24.9380	22.7911
450098	0.9530	0.8595	19.8469	20.4795	22.9005	21.0374
450099	1.1798	0.9177	19.3493	21.4482	24.0293	21.5855
450101	1.5706	0.8162	17.6368	20.1473	20.6575	19.4579
450102	1.6797	0.9516	21.4361	20.9900	23.1773	21.9125
450104	1.1372	0.9010	17.8219	19.7126	22.5165	19.9656
450107	1.4708	0.9096	24.5035	23.2209	23.8770	23.8423
450108	1.1113	0.9010	17.9596	18.8084	19.3561	18.7257
450109	0.9128	*	18.1084	15.1459	*	*
450112	***	*	17.9624	20.2627	22.5552	20.0426

Provider Number	Case-Mix Index	FY 2005 Wage Index	Average Hourly Wage FY 2003	Average Hourly Wage FY 2004	Average Hourly Wage FY 2005 <sup>1</sup>	Average Hourly Wage ** (3 yrs)
450113	0.9213	0.8192	20.7782	37.8944	*	*
450119	1.3038	0.8603	20.1436	20.8840	24.1392	21.7232
450121	1.5433	0.9609	22.0485	24.6090	25.8826	24.1019
450123	1.1673	0.8617	17.5051	17.8629	19.5872	18.3311
450124	1.7073	0.9597	22.9853	24.2788	26.0280	24.5318
450126	1.2764	1.0049	22.9423	24.1961	27.3021	24.7548
450128	1.2445	0.8603	18.7067	*	21.4190	*
450130	1.2823	0.9010	20.2613	19.6199	20.2777	20.0577
450131	1.1970	0.8645	18.1401	20.0434	23.2317	20.4988
450132	1.5727	0.9797	20.8908	22.4680	26.8476	23.3010
450133	1.5759	0.9507	24.5319	25.3928	25.0972	25.0119
450135	1.6225	0.9609	21.7038	22.5673	24.3858	22.9013
450137	1.5203	0.9609	22.8653	24.9732	27.0081	24.8468
450140	0.8446	*	19.6205	18.3835	22.4695	20.0510
450143	0.9959	0.9597	17.8206	18.4204	19.7487	18.6730
450144	1.0974	0.9495	21.9135	21.3896	20.9599	21.4342
450145	***	*	18.0437	*	*	*
450146	0.9970	*	17.4391	16.6808		
450147	1.3326	0.8456	20.3019	21.7248	24.6203	22.3284
450148	1.1467	0.9516	21.4982	22.1351	23.5037	22.3848
450149	***	*	22.6138	*	*	*
450150	***	*	17.8804	*	*	*
450151	1.1300	0.7997	16.3279	17.9127	20.1356	18.0008
450152	1.1752	0.9276	19.6105	20.0146	21.6351	20.4933
450153	***	*	20.9651	*	*	*
450154	1.3278	0.7997	16.8748	16.5204	18.6058	17.3243
450155	0.9510	0.7997	20.2582	18.4021	17.9306	18.7994
450157	1.0482	*	16.8569	17.8764	17.8812	17.5479
450160	0.9270	0.7997	18.7780	20.7736	21.9118	20.5083
450162	1.2607	0.8774	20.5032	26.0570	31.0645	25.3250
450163	0.9664	0.8131	19.7675	19.8194	20.3280	19.9738
450164	***	*	18.7104	*	*	*
450165	1.0507	0.9000	16.1010	16.1632	20.2414	17.6336
450166	***	*	12.6626	*	*	*
450170	***	*	15.8526	*	*	*
450176	1.2753	0.8603	19.2397	19.1823	20.9392	19.8386
450177	1.1518	0.7997	16.4504	17.2637	19.7657	17.8436
450178	0.9722	0.7997	15.8597	19.1186	20.2992	18.3516

Provider Number	Case-Mix Index	FY 2005 Wage Index	Average Hourly Wage FY 2003	Average Hourly Wage FY 2004	Average Hourly Wage FY 2005 <sup>1</sup>	Average Hourly Wage ** (3 yrs)
450181	***	*	18.3601	*	*	*
450184	1.4895	1.0049	22.7744	24.0596	25.3935	24.1435
450185	0.9044	*	13.2016	14.3594	15.5838	14.3683
450187	1.1659	1.0049	20.8105	22.6275	24.2400	22.5476
450188	0.9459	0.7997	16.9800	17.6158	18.9586	17.8483
450191	1.1319	0.9597	20.5883	23.2261	25.9078	23.4298
450192	1.0650	1.0063	20.8315	20.1718	22.5118	21.1968
450193	2.0519	1.0049	25.1215	26.6580	29.2751	27.0516
450194	1.3307	1.0063	20.7152	22.7310	22.3348	21.9624
450196	1.4049	1.0063	21.1226	20.1938	23.6170	21.9785
450200	1.4023	0.8440	19.6496	20.4656	22.0923	20.7838
450201	0.9458	0.7997	18.0646	19.5907	20.3350	19.3230
450203	1.1966	0.9516	19.7978	22.9226	23.3953	22.0468
450209	1.8804	0.9177	21.3218	23.4794	24.4977	23.1149
450210	1.0249	0.7997	16.8532	16.7851	19.6340	17.7677
450211	1.3959	1.0049	18.7305	20.0280	20.7982	19.8738
450213	1.7480	0.9010	19.3440	21.1280	21.7930	20.7593
450214	1.1932	1.0049	21.3448	22.4543	23.9112	22.5593
450217	***	*	13.1840	*	*	*
450219	0.9768	0.7997	18.5534	21.0691	20.8255	19.8662
450221	1.2212	0.7997	16.2308	19.6778	20.6887	18.8514
450222	1.4712	1.0049	23.2778	23.5033	26.2975	24.4619
450224	1.5284	0.9335	20.1723	20.4453	22.2250	20.9972
450229	1.5939	0.8012	17.0346	17.9811	19.8279	18.2473
450231	1.5330	0.9177	20.7709	21.3086	23.9532	21.9604
450234	1.0254	0.7997	17.9478	22.3954	23.6695	20.9373
450235	0.9371	0.7997	17.0143	18.7028	19.1453	18.1955
450236	1.1034	0.7997	18.4551	17.7373	19.2987	18.4425
450237	1.6870	0.9010	21.6497	22.4477	25.1504	23.0545
450239	0.9376	0.9276	18.8416	19.3655	21.8595	19.9604
450241	0.9592	0.7997	16.6047	17.4151	18.1155	17.3548
450243	0.9491	0.7997	11.2034	13.0790	14.0589	12.7339
450246	***	*	22.7940	*	*	*
450249	0.9828	*	10.6467	13.1222	16.5616	13.2706
450250	0.8234	*	18.3361	13.3731		
450253	1.0239	0.9975	14.5493	16.6523	19.6379	16.7624
450258	1.0230	*	17.0724	*	*	*
450264	0.9227	*	17.2826	13.5345	15.4111	15.1916



Provider Number	Case-Mix Index	FY 2005 Wage Index	Average Hourly Wage FY 2003	Average Hourly Wage FY 2004	Average Hourly Wage FY 2005 <sup>1</sup>	Average Hourly Wage ** (3 yrs)
450269	1.1027	*	12.2970	12.6907	14.8204	13.1634
450270	0.9028	0.7997	13.8881	13.9053	15.0879	14.2216
450271	1.1475	0.9493	17.9570	18.3659	19.4299	18.6204
450272	1.2350	0.9597	20.5888	21.4520	23.7933	21.9875
450276	0.9026	0.8365	14.0779	12.8895	16.0264	14.3627
450278	***	*	14.3933	*	*	*
450280	1.6007	1.0063	22.2648	23.1664	27.4523	24.3279
450283	1.0896	0.7997	15.8223	17.1013	20.0069	17.8906
450288	0.9655	*	17.4817	*	*	*
450289	1.3090	1.0049	22.4656	23.7108	27.3864	24.5132
450292	1.2543	1.0063	21.1511	23.4257	23.5330	22.6387
450293	0.8968	0.7997	16.4077	17.7673	20.0898	18.1304
450296	1.0956	1.0049	21.5998	20.4483	29.2006	23.4414
450299	1.4996	0.9221	21.2754	22.9849	25.8183	23.3391
450303	0.8093	*	14.3353	16.1330	*	*
450306	0.9725	0.7997	13.6333	17.6821	14.6699	14.8595
450307	***	*	17.6758	*	*	*
450309	***	*	16.0363	*	*	*
450315	0.7527	1.0063	23.8151	26.4677	27.9780	26.0395
450320	***	*	24.8601	26.8089	*	*
450321	***	*	17.2290	*	*	*
450322	***	*	28.9837	*	*	*
450324	1.5052	0.9619	20.9081	23.8523	23.6362	22.8230
450327	0.9476	*	11.0984	14.3848	*	*
450330	1.2447	1.0049	21.0921	22.9947	24.4310	22.8955
450334	***	*	13.9812	*	*	*
450340	1.3890	0.8174	19.2611	20.0621	22.7826	20.7373
450341	***	*	20.8814	*	*	*
450346	1.4005	0.8617	19.2769	20.1921	21.9717	20.5501
450347	1.1293	1.0049	20.1899	21.7142	22.8133	21.6287
450348	1.0155	0.8151	15.0069	15.6324	17.0198	15.8269
450351	1.2311	0.9516	21.2842	22.2597	23.5895	22.4158
450352	1.1032	1.0063	21.2035	21.8138	23.4297	22.1886
450353	1.2431	0.7997	17.3274	19.5263	20.9271	19.2854
450355	***	*	12.8876	*	*	*
450358	2.0251	1.0049	25.5767	25.9105	29.3408	26.8796
450362	0.9872	0.8483	18.7687	20.6340	22.0223	20.5410
450369	0.9642	0.7997	16.0667	16.5636	17.5360	16.6961

Provider Number	Case-Mix Index	FY 2005 Wage Index	Average Hourly Wage FY 2003	Average Hourly Wage FY 2004	Average Hourly Wage FY 2005 <sup>1</sup>	Average Hourly Wage ** (3 yrs)
450370	1.2664	0.8255	18.7540	19.0340	22.6815	20.0753
450371	***	*	17.7591	17.3415	*	*
450372	1.3414	1.0063	21.4051	22.9079	26.8019	23.5016
450373	0.9150	0.7997	18.5716	17.7955	20.5789	18.8742
450374	0.9476	0.7997	15.0145	15.0670	17.4509	15.9358
450378	1.4945	1.0049	24.4143	25.8048	29.5108	26.7423
450379	1.3263	1.0063	25.1931	29.0865	31.1573	28.5998
450381	0.8997	0.9597	16.7237	19.0584	20.9200	19.1262
450388	1.6812	0.9010	20.7989	22.4441	24.1598	22.5213
450389	1.2486	0.9020	19.3156	20.7160	22.3803	20.8835
450393	0.7394	0.9619	21.4405	23.8237	24.6872	23.0294
450395	1.0289	0.8481	17.5236	19.1938	23.9689	20.2490
450399	0.9406	0.7997	16.3333	19.1571	19.5928	18.3623
450400	1.2207	0.8162	19.1345	20.1376	22.0103	20.4970
450403	1.2468	1.0063	24.7656	24.6215	27.8138	25.7251
450411	0.9448	0.7997	15.9165	16.9558	17.6570	16.8391
450417	0.8685	1.0049	15.2713	16.1957	17.8078	16.4591
450418	1.2981	1.0049	22.2511	25.1306	27.0283	24.8277
450419	1.1547	0.9609	22.9522	26.7662	28.4122	25.8839
450422	1.2683	1.0063	28.0395	29.0032	29.5592	28.8846
450424	1.2704	1.0049	20.7634	22.0682	23.1253	22.0479
450431	1.5734	0.9597	22.6766	22.9545	24.7346	23.4876
450438	1.1362	0.8255	21.0474	19.2165	22.0476	20.7899
450446	0.6617	1.0049	13.8011	14.1684	14.9983	14.3810
450447	1.2380	1.0063	19.7532	21.0247	22.5602	21.1150
450451	1.0841	0.9516	18.9518	21.1046	22.3834	20.8182
450460	0.9408	0.7997	15.9446	17.9487	19.5709	17.8777
450462	1.6891	1.0063	22.5413	24.0081	25.6952	24.1223
450464	0.8991	*	15.8120	16.1987	*	*
450465	1.1324	0.8432	19.3927	19.4486	23.0130	20.6020
450467	***	*	18.9388	*	*	*
450469	1.4320	0.9619	22.0389	24.0794	26.6781	24.4855
450473	***	*	18.3814	18.6002	*	*
450475	0.9821	0.8802	19.0010	20.9443	20.7983	20.2431
450484	1.4166	1.0049	19.5505	23.2881	23.0604	21.9994
450488	1.2114	0.8802	22.0927	22.5650	22.3949	22.3502
450489	1.0238	0.7997	17.8778	18.5941	19.6884	18.6822
450497	1.0660	0.7997	15.9654	17.1327	17.6614	16.9069

Provider Number	Case-Mix Index	FY 2005 Wage Index	Average Hourly Wage FY 2003	Average Hourly Wage FY 2004	Average Hourly Wage FY 2005 <sup>1</sup>	Average Hourly Wage ** (3 yrs)
450498	0.8943	0.7997	15.9479	19.2984	16.4358	17.1305
450508	1.3852	0.9335	19.3274	20.8183	23.5066	21.2786
450514	1.1104	0.8617	20.7064	21.0116	21.4034	21.0848
450517	0.9481	0.7997	17.6011	14.4246	15.2707	15.8340
450518	1.6579	0.8617	20.7355	21.1015	22.2587	21.3748
450523	***	*	23.8270	22.3034	28.6387	24.7751
450530	1.1345	0.9975	21.8988	23.3005	26.1998	23.9178
450534	0.8868	0.9177	19.7411	22.5156	20.4715	20.8041
450535	***	*	21.5449	23.7255	29.4427	24.8048
450537	1.2990	1.0063	20.8849	22.5972	23.9256	22.5688
450539	1.1750	0.7997	19.3681	18.4299	20.0343	19.2836
450544	***	*	22.7282	*	*	*
450545	***	*	21.0792	21.7762	22.8130	21.8739
450547	0.9874	1.0063	20.5049	22.6557	21.8106	21.5951
450551	***	*	16.1437	*	*	*
450558	1.8300	0.8012	21.3116	21.4201	25.0837	22.5736
450563	1.2944	1.0063	21.9935	27.5671	27.9427	25.9404
450565	1.2400	0.7997	17.8058	17.2171	22.1971	18.9318
450571	1.5807	0.8174	19.5325	21.5688	20.9651	20.6563
450573	1.0640	0.7997	17.6157	18.6233	21.6974	19.2261
450574	***	*	14.8549	*	*	*
450575	***	*	24.0386	*	*	*
450578	0.8831	0.7997	17.2864	17.3010	20.0454	18.1424
450580	1.1749	0.7997	17.8225	18.5225	20.4293	18.9338
450583	***	*	15.9429	*	*	*
450584	1.0431	0.7997	14.9237	16.9021	19.0373	16.8758
450586	0.9744	0.7997	14.7433	14.9061	14.6574	14.7690
450587	1.1796	0.7997	18.0014	19.0648	19.9712	19.0147
450591	1.2399	1.0049	18.6714	19.6229	22.4991	20.2798
450596h	1.1136	0.9516	21.9445	24.3714	24.7477	23.6852
450597	0.9409	0.8074	19.0641	19.9596	22.9337	20.7276
450603	0.6645	*	23.4923	20.6138	*	*
450604	1.2989	0.7997	18.7465	19.5288	20.5273	19.6575
450605	1.0608	0.8645	19.7400	22.0210	23.8820	21.8483
450609	0.9630	*	14.1776	16.6870	18.3856	16.4088
450610	1.6657	1.0049	23.5626	24.7706	22.5451	23.6806
450614	***	*	*	18.5895	*	*
450615	0.9780	0.7997	15.0622	17.2717	18.2166	16.8506

Provider Number	Case-Mix Index	FY 2005 Wage Index	Average Hourly Wage FY 2003	Average Hourly Wage FY 2004	Average Hourly Wage FY 2005 <sup>1</sup>	Average Hourly Wage ** (3 yrs)
450617	1.4062	1.0049	21.5004	22.7514	25.2211	23.3012
450620	0.9737	0.7997	16.4330	17.1333	18.1819	17.2486
450623	1.0938	1.0063	25.1122	25.1400	28.3354	26.1673
450626	1.0397	0.8291	20.5225	17.7454	21.4445	19.7342
450628	***	*	20.0411	*	*	*
450630	1.4345	1.0049	23.1839	24.8096	27.8856	25.4113
450631	***	*	21.8940	22.8637	24.5409	23.2078
450632	0.9340	*	15.1416	*	*	*
450634	1.5660	1.0063	23.0470	24.8258	27.0412	25.1506
450638	1.5151	1.0049	23.8335	26.3653	29.5385	26.7076
450639	1.4713	0.9609	23.0496	24.2919	27.3593	24.9656
450641	1.0082	0.7997	15.3652	17.4072	17.0805	16.6319
450643	1.4045	0.8775	18.9087	20.2000	20.9674	20.0693
450644	1.3943	1.0049	24.5834	24.4574	27.2047	25.5189
450646	1.4203	0.9096	23.1240	21.8500	22.6541	22.5274
450647	1.8226	1.0063	25.0549	26.8276	28.8881	26.9827
450648	0.9385	0.9597	14.4884	17.3678	18.2826	16.5630
450649	0.9182	*	16.8505	17.5761	18.1118	17.5193
450651	1.5824	1.0063	25.4679	26.9215	28.9829	27.2344
450653	1.0603	0.9294	20.2436	22.7236	21.8654	21.6446
450654	0.8767	0.7997	15.5858	16.3057	19.6054	17.1762
450656	1.3781	0.9335	18.5874	20.7824	22.7284	20.7254
450658	0.8919	0.7997	19.4139	19.6855	19.9597	19.6879
450659	1.4392	1.0049	22.9344	26.0224	28.8671	26.1618
450661	1.8419	0.9797	19.5504	20.0716	21.5537	20.4105
450662	1.5205	1.0158	20.7973	26.3794	24.5815	23.8635
450665	0.8494	0.7997	14.5158	15.8571	17.2566	15.8982
450668	1.4817	0.9096	21.2002	24.0081	26.4508	23.8861
450669	1.2416	1.0063	22.5150	25.0200	25.6411	24.4545
450670	1.3039	1.0049	19.7696	19.9621	22.0495	20.6739
450672	1.6848	0.9609	23.2623	25.3106	26.7785	25.1345
450673	0.9333	0.8397	14.9115	16.3319	19.4030	16.8314
450674	0.9907	*	21.9624	24.8137	26.8081	24.6823
450675	1.3593	0.9609	23.3954	24.8661	26.1555	24.9243
450677	1.3669	0.9609	21.7366	22.9529	24.0218	22.9672
450678	1.4635	1.0063	25.1841	28.1917	30.1134	27.9547
450683	1.1567	1.0063	22.1965	24.5013	24.0080	23.5689
450684	1.2177	1.0049	22.2380	23.8945	26.2906	24.1786

Provider Number	Case-Mix Index	FY 2005 Wage Index	Average Hourly Wage FY 2003	Average Hourly Wage FY 2004	Average Hourly Wage FY 2005 <sup>1</sup>	Average Hourly Wage ** (3 yrs)
450686	1.5877	0.8774	17.4746	17.9181	21.0565	18.8784
450688	1.2664	1.0063	21.7691	21.7922	23.7796	22.5071
450690	1.4216	0.9516	27.2400	33.1576	28.7529	29.4196
450694	1.0988	1.0049	18.5520	21.4784	22.3081	20.6353
450697	1.3527	0.9010	19.4424	20.8951	21.2662	20.5334
450698	0.8866	0.7997	16.5111	18.1764	18.5436	17.7240
450700	0.9303	0.7997	14.2055	17.3458	18.6373	16.7946
450702	1.5185	0.8802	19.8094	22.2953	24.8628	22.2909
450704	***	*	18.1835	*	*	*
450705	***	*	18.7139	*	*	*
450706	***	*	22.4329	*	*	*
450709	1.3104	1.0049	22.0123	23.4246	25.0932	23.6034
450711	1.6279	0.8603	20.8047	22.1489	24.8277	22.7192
450712	***	*	11.1086	18.4547	*	*
450713	1.5106	0.9597	23.6189	24.4002	26.7190	25.0030
450715	1.2928	1.0063	24.8068	*	16.1897	*
450716	1.2347	1.0049	20.8913	24.8614	28.8043	24.9291
450717	***	*	22.0243	*	*	*
450718	1.1684	0.9597	23.0051	24.9162	27.6672	25.3843
450723	1.3991	1.0063	22.0633	24.1618	27.0055	24.6219
450724	***	*	23.3800	21.9630	*	*
450727	0.9854	*	24.6125	16.0843	*	*
450728	***	*	14.9265	*	*	*
450730	1.2151	1.0063	24.5952	27.8476	30.7567	27.8690
450733	***	*	21.9921	23.8143	25.5624	23.9940
450742	1.1797	1.0063	22.8135	25.1295	26.3414	24.8619
450743	1.4562	1.0063	20.5017	23.7424	24.7397	23.1028
450746	0.9339	0.7997	14.6684	11.1672	16.9209	13.8671
450747	1.2274	1.0063	20.3871	21.5883	24.2674	22.2731
450749	0.9840	0.7997	18.7138	17.8696	18.4095	18.3352
450751	1.2619	0.8440	19.8170	23.3154	22.9070	21.7213
450754	0.9249	0.7997	17.8496	19.2827	21.3043	19.3844
450755	0.9588	0.8774	20.0667	19.2768	19.5168	19.6579
450757	***	*	15.6425	*	*	*
450758	1.4970	1.0063	22.6196	22.8713	24.0226	23.2343
450760	1.2721	0.9096	20.4209	23.2959	25.7453	22.5615
450761	0.8391	0.7997	14.6511	15.5151	16.2605	15.5097
450763	1.0952	0.8233	18.9713	19.8939	21.4171	20.1109

Provider Number	Case-Mix Index	FY 2005 Wage Index	Average Hourly Wage FY 2003	Average Hourly Wage FY 2004	Average Hourly Wage FY 2005 <sup>1</sup>	Average Hourly Wage ** (3 yrs)
450766	2.0221	1.0063	25.4057	27.2499	28.8576	27.1616
450769	***	*	17.9878	*	*	*
450770	1.1438	0.9597	20.0632	19.9412	20.1763	20.0588
450771	1.7106	1.0063	21.6946	25.0490	26.0618	24.4491
450774	1.7649	1.0049	*	21.7906	24.8562	*
450775	1.2350	1.0049	22.6526	23.6621	25.3924	23.9677
450776	0.9317	*	13.4263	14.6695	*	*
450777	***	*	18.3118	*	*	*
450779	1.2072	0.9609	22.6216	23.8882	22.5857	23.0128
450780	1.9387	0.9010	20.0825	21.9046	22.8688	21.6527
450788	1.5610	0.8645	19.9817	21.4467	24.2643	21.8383
450795	0.9709	1.0049	27.0250	19.1371	28.1448	24.2717
450796	1.3957	0.9177	26.8540	22.4973	24.7564	24.6166
450797	0.6550	1.0049	20.2356	18.6839	23.8708	20.8801
450801	1.5175	0.8440	18.0598	19.7790	22.2426	20.0150
450802	***	*	18.2461	*	*	*
450803	1.2415	1.0049	37.0925	23.8343	26.3054	26.9644
450804	1.7569	1.0049	20.5225	22.8275	26.0003	23.2192
450806	***	*	20.7906	*	*	*
450807	***	*	18.4410	*	*	*
450808	1.6675	0.9597	18.1728	18.6555	22.8247	19.8162
450809	1.5722	0.9597	21.9845	23.8758	24.7763	23.5889
450811	1.8538	0.8603	21.6115	22.7583	23.1022	22.8702
450813	1.1168	0.8192	15.3780	21.7208	22.1326	19.2421
450817	***	*	*	28.4441	*	*
450820	1.2534	1.0049	24.6543	26.9121	27.9187	26.6816
450822	1.1644	1.0063	24.8702	26.7821	29.7067	27.2626
450823	***	*	17.9757	*	*	*
450824	2.1439	0.9597	25.7488	24.5885	*	*
450825	1.6965	0.8603	16.0793	18.8510	18.7069	18.0461
450827	1.4851	0.8397	20.1309	29.5838	21.1788	23.2490
450828	1.2210	0.7997	19.2902	20.9509	21.4128	20.5895
450829	1.5522	0.9010	14.7122	14.4463	18.2860	15.8810
450830	0.9906	0.9495	*	24.7834	26.9917	*
450831	1.3559	1.0049	*	*	20.0581	*
450832	1.1592	1.0049	*	24.8572	26.4725	*
450833	1.1502	1.0063	*	18.3196	26.1256	*
450834	1.3748	0.9221	*	21.7217	22.7691	*

Provider Number	Case-Mix Index	FY 2005 Wage Index	Average Hourly Wage FY 2003	Average Hourly Wage FY 2004	Average Hourly Wage FY 2005 <sup>1</sup>	Average Hourly Wage ** (3 yrs)
450835	***	*	*	24.8374	*	*
450837	***	*	*	24.2964	*	*
450838	1.0158	0.7997	*	*	15.0454	*
450839	0.9396	0.7997	*	*	21.1905	*
450840	0.9864	0.9609	*	*	29.5215	*
450841	1.5484	1.0158	*	*	17.6635	*
450842	***	*	*	*	23.0945	*
450844	1.2806	1.0049	*	*	34.4235	*
450845	1.8945	0.9096	*	*	26.5040	*
450846	***	*	*	*	24.0791	*
450847	1.2042	1.0049	*	*	26.8892	*
450848	1.1906	1.0049	*	*	26.5609	*
460001	1.8660	0.9584	23.5485	24.8844	25.6932	24.7231
460003	1.5954	0.9564	22.9549	26.5141	24.3527	24.5631
460004	1.5985	0.9360	23.1289	24.3409	25.2191	24.2476
460005	1.4699	0.9360	23.0188	25.0063	22.6809	23.5124
460006	1.3067	0.9564	22.1648	23.4200	24.4350	23.3445
460007	1.3436	0.8576	22.0409	23.3603	24.2875	23.2582
460008	1.2756	0.9564	22.6808	24.8233	24.4453	24.0703
460009	1.8803	0.9564	23.1933	24.5865	25.0984	24.3386
460010	2.0773	0.9564	24.0907	25.1240	26.2331	25.1718
460011	1.2751	0.8576	25.3817	21.2634	22.3601	22.7359
460013	1.4494	0.9584	21.2360	23.1467	23.4765	22.6085
460014	1.0525	0.9564	*	22.6125	23.9400	*
460015	1.2621	0.9105	22.4872	23.1068	24.0939	23.2464
460016	1.0550	*	19.0911	18.7453	*	*
460017	1.3177	0.8968	19.0724	20.7789	21.7082	20.4673
460018h	0.8685	1.0777	17.0384	16.7143	18.8942	17.5469
460019	1.1002	0.8576	19.3442	18.1995	20.3625	19.3088
460020	1.0095	0.8576	18.1541	15.2162	19.4960	17.3822
460021	1.4605	1.1193	23.1368	23.8565	24.9725	24.0284
460022	***	*	20.7539	*	*	*
460023	1.2307	0.9584	24.1825	25.0874	25.0376	24.7787
460025	0.7371	*	17.4069	22.3098	18.7978	19.3343
460026	0.9785	0.8576	21.1759	21.9316	22.7589	21.9614
460027	***	*	21.4834	*	*	*
460029	0.9575	*	23.7147	24.4379	*	*
460030	1.2008	0.8576	18.7655	21.2546	22.6129	20.8722

Provider Number	Case-Mix Index	FY 2005 Wage Index	Average Hourly Wage FY 2003	Average Hourly Wage FY 2004	Average Hourly Wage FY 2005 <sup>1</sup>	Average Hourly Wage ** (3 yrs)
460032	1.0308	*	21.0286	21.2715	22.8987	21.8139
460033	0.9414	0.8576	20.2389	21.7216	22.7816	21.6013
460035	1.0141	0.8576	15.6979	16.9657	16.9019	16.5037
460036	1.1592	0.9584	24.2650	23.9910	25.2647	24.5560
460037	0.9595	0.8576	19.0115	20.0323	19.8478	19.6325
460039	1.0511	0.9360	24.5133	26.3795	27.5912	26.1517
460041	1.3111	0.9360	21.6676	23.5132	24.0431	23.1679
460042	1.3229	0.9360	19.7531	22.0844	23.5819	21.8396
460043	1.3596	0.9584	25.1366	26.0277	26.6870	25.9656
460044	1.1627	0.9564	23.6604	24.7138	25.7342	24.7272
460047	1.6566	0.9564	23.5447	24.9214	25.1721	24.5805
460049	1.9714	0.9564	21.5241	21.9357	23.0683	22.1699
460051	1.1293	0.9564	21.8950	22.7540	23.4970	22.7470
460052	1.4351	0.9584	20.1989	23.1717	24.0797	22.5844
460053	***	*	*	23.2274	*	*
460054	1.8236	0.9105	*	*	23.5227	*
470001	1.2955	0.9931	21.7774	23.5882	24.5499	23.3386
470003	1.8836	1.1766	23.3612	24.1739	24.6660	24.1004
470004	***	*	17.3576	*	*	*
470005	1.3107	0.9446	22.6589	24.9625	25.7288	24.4991
470006	1.1581	0.9446	21.0835	21.6036	26.0884	22.9868
470008	1.2162	0.9446	20.3833	20.7659	21.8951	21.0036
470010	1.1241	0.9446	22.3913	23.2072	22.9777	22.8664
470011	1.2233	1.1235	24.1306	24.8034	25.9246	24.8995
470012	1.2157	0.9998	19.8831	20.5072	22.9159	21.1606
470015	***	*	21.8204	*	*	*
470018	1.1898	1.0959	24.8493	21.2904	25.9300	23.9018
470020	***	*	21.9910	*	*	*
470023	1.2984	0.9564	22.5334	24.1395	26.7486	24.4681
470024	1.1819	0.9446	23.2738	22.4659	23.7745	23.1766
490001	1.0876	0.8883	21.4952	22.3622	21.7111	21.8554
490002	0.9977	0.8276	16.5198	17.5098	18.5220	17.5132
490003	***	*	20.7688	20.9783	23.8112	21.7944
490004	1.2692	0.9931	20.7616	22.7154	24.4580	22.6368
490005	1.6634	1.1026	23.1708	25.2213	27.6425	25.3820
490006	1.1973	1.0008	19.8978	13.4277	16.7679	16.7044
490007	2.1677	0.8928	20.7896	22.2526	24.9533	22.6733
490009	1.9220	1.0292	24.7602	25.2181	27.5905	25.9257



Provider Number	Case-Mix Index	FY 2005 Wage Index	Average Hourly Wage FY 2003	Average Hourly Wage FY 2004	Average Hourly Wage FY 2005 <sup>1</sup>	Average Hourly Wage ** (3 yrs)
490011	1.4778	0.8928	19.8179	20.0136	22.4410	20.8027
490012	1.0594	0.8276	16.0994	15.8346	18.3697	16.7390
490013	1.2471	0.8883	18.3901	19.5094	21.4838	19.8088
490014	***	*	27.8907	*	*	*
490015	***	*	21.4500	21.2557	22.5641	21.8030
490017	1.4370	0.8928	19.6594	20.7691	22.9632	21.1556
490018	1.2450	0.9931	19.8955	22.0810	23.2215	21.7561
490019h	1.1195	1.1026	21.6789	23.3077	24.4524	23.1884
490020	1.2642	0.9379	20.9212	21.2094	23.6611	21.9411
490021	1.4496	0.9026	21.2263	22.2537	23.5930	22.3427
490022	1.4578	1.1026	24.3008	24.4682	25.0277	24.6098
490023	1.2351	1.1026	22.8400	24.9734	28.8354	25.6975
490024	1.7038	0.8660	19.7491	21.2619	21.7268	20.9489
490027	1.0380	0.8276	17.5178	20.3644	19.8345	19.2346
490031	1.0643	0.8276	17.4262	18.4826	22.4300	19.4616
490032	1.8396	0.9379	22.2041	23.6489	22.8942	22.9119
490033	1.0684	1.1026	23.2088	24.4370	27.6355	25.2732
490037	1.1906	0.8276	17.2117	17.5104	19.0583	17.9072
490038	1.1767	0.8298	18.6012	18.1405	19.6427	18.8091
490040	1.4675	1.1026	25.5461	27.0513	30.1820	27.6998
490041	1.3607	0.8928	17.9942	19.9314	22.2955	20.1369
490042	1.2743	0.8276	18.1864	19.5127	20.5845	19.4782
490043	1.1725	1.1026	23.5367	25.4354	28.2969	25.8840
490044	1.4048	0.8928	18.4845	20.8739	22.1324	20.5289
490045	1.2683	1.1026	22.5238	24.7131	27.2132	25.0560
490046	1.5811	0.8928	19.8518	22.0040	24.6391	22.2200
490047	1.0638	1.1026	20.1660	19.8220	21.9156	20.5714
490048	1.4818	0.8472	20.9110	22.3138	24.1639	22.4975
490050	1.4521	1.1026	23.8519	26.1521	29.4660	26.5941
490052	1.6514	0.8928	18.5693	19.2480	21.4035	19.7955
490053	1.2635	0.8362	17.7363	18.6541	20.9367	19.1048
490054	***	*	22.5137	*	*	*
490057	1.5757	0.8928	21.1871	22.1612	25.1898	22.8972
490059	1.5796	0.9379	24.1516	23.3895	26.1518	24.6049
490060	1.0416	0.8276	19.3525	20.6028	21.0828	20.3614
490063	1.8606	1.1026	28.0906	31.0162	29.4216	29.5081
490066	1.3386	0.8928	21.5920	22.1034	23.3835	22.4139
490067	1.2244	0.9379	18.6469	20.4058	21.8730	20.3061

Provider Number	Case-Mix Index	FY 2005 Wage Index	Average Hourly Wage FY 2003	Average Hourly Wage FY 2004	Average Hourly Wage FY 2005 <sup>1</sup>	Average Hourly Wage ** (3 yrs)
490069	1.5074	0.9379	18.8335	20.6957	24.4542	21.4769
490071	1.3285	0.9379	24.1882	25.4678	27.0374	25.7270
490073	1.5549	1.1026	*	27.6711	25.2859	*
490075	1.4146	0.8660	20.5801	22.3230	22.8303	21.9455
490077	1.2620	1.0292	21.9175	22.2643	24.8309	23.0671
490079	1.3205	0.9288	17.5839	19.2196	19.8100	18.8750
490084	1.2111	0.8443	18.9679	19.8598	22.7945	20.5990
490085	1.1119	*	19.4261	*	*	*
490088	1.0821	0.9026	19.1924	19.7549	21.4818	20.1811
490089	1.0404	0.8472	19.7936	21.1522	21.2123	20.7332
490090	1.1484	0.8276	19.2094	20.3015	21.3410	20.2879
490091	***	*	23.7493	*	*	*
490092	1.1192	0.8928	27.1805	23.8364	21.6466	23.7947
490093	1.3985	0.8928	19.1131	20.7388	23.6779	21.1919
490094	1.0138	0.9379	20.2020	21.9886	26.0755	22.9864
490097	1.0614	0.8276	16.6563	18.1022	23.5366	19.1790
490098	1.2149	0.8276	18.5133	19.7116	20.9805	19.7219
490099	***	*	19.2604	*	*	*
490101	1.2436	1.1026	25.7804	28.5200	30.1800	28.2701
490104	0.8197	0.9379	17.1683	28.0286	33.1215	23.5098
490105	0.6547	0.8298	28.7831	40.6821	38.2813	34.2636
490106	0.8754	0.8276	31.8566	31.6541	30.1492	31.1715
490107	1.2814	1.1026	23.9962	26.5312	28.7296	26.4969
490108	0.9833	0.9026	24.8596	28.7277	27.9090	27.0862
490109	0.9700	0.8928	23.0609	28.0978	28.0548	26.1389
490110	1.2746	0.8358	18.8042	23.6080	21.3126	21.1209
490111	1.2973	0.8276	19.9552	19.4041	20.6373	19.9970
490112	1.6877	0.9379	23.2843	23.6028	25.8312	24.2910
490113	1.3172	1.1026	26.1839	28.0893	29.1786	27.8347
490114	0.9832	0.8276	18.8920	19.9725	20.0555	19.6640
490115	1.1753	0.8276	18.4499	19.9151	20.3615	19.5843
490116	1.1302	0.8276	18.2935	19.7007	21.3083	19.7208
490117	1.1312	0.8276	17.1723	15.6078	17.4111	16.7391
490118	1.6691	0.9379	24.2668	25.2230	26.8810	25.5499
490119	1.3222	0.8928	18.9535	21.3883	23.7813	21.3499
490120	1.4139	0.8928	20.6828	22.2389	23.1535	22.0430
490122	1.4081	1.1026	26.6681	27.3509	28.7020	27.6120
490123	1.0995	0.8276	20.0920	20.9506	22.9511	21.3238

Provider Number	Case-Mix Index	FY 2005 Wage Index	Average Hourly Wage FY 2003	Average Hourly Wage FY 2004	Average Hourly Wage FY 2005 <sup>1</sup>	Average Hourly Wage ** (3 yrs)
490124	***	*	23.6526	21.3713	29.7939	25.0114
490126	1.2896	0.8472	19.0782	20.4660	23.1423	20.8236
490127	1.1285	0.8276	17.6437	17.8070	19.4005	18.3215
490130	1.2545	0.8928	18.6406	18.6038	22.0769	19.7787
490132	0.9895	*	19.1742	19.5849	*	*
500001	1.5796	1.1476	25.3478	26.6420	26.7502	26.2513
500002	1.4138	1.0309	22.9942	24.0374	25.0665	24.0399
500003	1.2861	1.1476	25.1200	27.3435	28.4174	27.0189
500005	1.8278	1.1476	26.2066	28.9512	31.4415	28.8241
500007	1.3562	1.0554	24.7889	23.5774	26.1318	24.8346
500008	1.9577	1.1476	27.2852	28.9380	31.0128	29.1404
500011	1.2910	1.1476	25.7263	27.6762	28.3391	27.2631
500012	1.6692	1.0317	24.5450	26.2263	29.2045	26.7750
500014	1.6639	1.1476	25.0490	27.4248	30.1061	27.6453
500015	1.3430	1.1476	25.9465	27.3397	30.1596	27.8164
500016	1.6894	1.1476	25.1227	27.7863	29.3634	27.4840
500019	1.2341	1.0309	23.5730	25.7691	26.9702	25.5143
500021	1.3271	1.1074	25.9403	26.4648	28.5926	27.0872
500023	1.1391	1.0508	32.3079	23.9513	27.3823	27.4282
500024	1.6774	1.1005	26.2112	27.2967	29.3946	27.6313
500025	1.6616	1.1476	27.3697	29.0400	31.7335	29.3183
500026	1.4508	1.1476	26.6107	28.7532	31.4152	28.8819
500027	1.5638	1.1476	27.7429	30.6901	29.5939	29.3679
500028	0.9873	*	19.0262	*	*	*
500029	***	*	19.3130	*	*	*
500030	1.5062	1.1605	28.5297	29.0487	30.5926	29.4402
500031	1.2102	1.1005	25.8542	26.0740	28.5398	26.8226
500033	1.3141	1.0309	23.8994	25.4345	26.6704	25.3752
500036	1.3890	1.0317	25.1255	25.4753	26.0223	25.5683
500037	1.0673	1.0317	22.1773	23.5414	24.6548	23.4783
500039	1.3809	1.1476	25.4225	26.1409	27.9651	26.5977
500041	1.2860	1.1371	24.7070	24.9004	26.9101	25.5610
500043	***	*	24.1746	*	*	*
500044	1.9499	1.0643	24.7816	27.0880	26.9323	26.3085
500045	***	*	24.6265	*	*	*
500048	***	*	20.6332	*	*	*
500049	1.3569	1.0309	26.5857	26.6407	25.6104	26.2339
500050	1.4327	1.1371	23.0804	25.0907	26.8971	25.0817

Provider Number	Case-Mix Index	FY 2005 Wage Index	Average Hourly Wage FY 2003	Average Hourly Wage FY 2004	Average Hourly Wage FY 2005 <sup>1</sup>	Average Hourly Wage ** (3 yrs)
500051	1.7605	1.1476	26.7628	26.9538	29.0100	27.6121
500053	1.2915	1.0508	24.2492	26.0112	26.8074	25.7709
500054	2.0600	1.0643	25.7815	27.1965	28.8062	27.2788
500055	1.2108	*	23.7988	25.3095	*	*
500057	1.3154	1.0309	20.5812	21.0357	21.4393	21.0436
500058	1.6345	1.0508	26.5679	27.3411	28.4247	27.4800
500059	1.0800	*	25.3528	*	*	*
500060	1.3409	1.1476	29.6030	31.7480	33.5169	31.6877
500061	***	*	24.5910	*	*	*
500062	0.9638	*	19.1685	*	*	*
500064	1.7368	1.1476	27.5791	29.2539	31.1459	29.3398
500065	1.2243	*	24.0966	26.5880	26.0960	25.5962
500068	***	*	20.9277	*	*	*
500069	***	*	22.4158	*	*	*
500071	1.2536	*	22.3252	23.2071	*	*
500072	1.1624	1.1476	25.7734	27.5706	29.3087	27.5911
500073	***	*	22.5221	*	*	*
500074	1.1522	*	20.6120	21.9019	*	*
500077	1.4682	1.0643	24.5695	26.5692	27.8819	26.4080
500079	1.3471	1.1074	24.7946	27.1775	28.4934	26.8607
500080	***	*	18.8186	*	*	*
500084	1.1869	1.1476	25.0556	26.5864	27.6306	26.5011
500085	***	*	20.7422	*	*	*
500086	1.2794	*	24.2556	25.9705	*	*
500088	1.3552	1.1476	26.4212	30.1689	31.2757	29.2831
500089	***	*	20.3478	*	*	*
500090	***	*	21.7715	*	*	*
500092	1.0307	1.0309	20.3057	20.8601	23.2466	21.5343
500094	***	*	17.6624	*	*	*
500096	***	*	25.1135	*	*	*
500097	***	*	21.4424	*	*	*
500098	0.9576	*	17.8453	*	*	*
500101	***	*	19.8615	*	*	*
500102	***	*	23.1306	*	*	*
500104	1.2157	1.1476	24.7875	26.8007	27.0034	26.2068
500106	***	*	17.1066	*	*	*
500107	1.3063	*	17.4641	*	*	*
500108	1.6685	1.1074	26.1609	27.4156	28.7206	27.5253

Provider Number	Case-Mix Index	FY 2005 Wage Index	Average Hourly Wage FY 2003	Average Hourly Wage FY 2004	Average Hourly Wage FY 2005 <sup>1</sup>	Average Hourly Wage ** (3 yrs)
500110	1.2268	1.0309	23.5940	24.8448	25.4785	24.6519
500118	1.1280	1.1005	24.7875	26.1971	28.1074	26.3776
500119	1.3727	1.0643	23.9939	25.1576	27.2335	25.4960
500122	1.1724	1.0886	24.4462	26.9006	27.4405	26.3044
500123	***	*	21.7133	*	*	*
500124	1.3939	1.1476	24.6591	24.8357	28.6598	26.0871
500125	***	*	15.6304	*	*	*
500129	1.5830	1.1074	25.2082	27.8351	30.0223	27.7387
500132	***	*	21.9915	*	*	*
500134	0.4723	1.1476	15.9791	21.3921	24.2990	19.3507
500139	1.5359	1.1005	23.7993	27.7281	29.2357	26.9617
500141	1.3017	1.1476	28.1014	28.2968	30.7478	29.0880
500143	0.4877	1.1005	18.7523	19.0982	20.7093	19.5721
500147	1.0420	1.1476	*	*	16.3669	*
500148	1.0826	1.0309	*	*	18.2168	*
510001	1.9197	0.8737	20.2514	21.4247	22.9351	21.5933
510002	1.1382	0.8462	19.1516	20.9822	22.4751	20.8575
510005	0.9090	*	13.8641	*	*	*
510006	1.2069	0.8733	19.9760	21.0214	22.2947	21.1209
510007	1.5868	0.9560	22.9326	23.4411	24.3499	23.5775
510008	1.1699	1.0357	19.9176	22.7595	24.5293	22.4939
510012	1.0105	0.7991	15.8596	16.7710	18.5816	17.0389
510013	1.0987	0.7991	18.3486	19.7937	19.9710	19.3746
510015	0.8453	0.8877	17.1595	17.9040	*	*
510018	1.0369	0.8572	18.3023	19.9490	21.8475	19.9638
510020	***	*	15.7513	*	*	*
510022	1.8850	0.8877	21.4336	22.7534	24.1481	22.8162
510023	1.2539	0.8274	17.6516	17.9267	19.4321	18.3486
510024	1.6416	0.8737	19.6521	21.3662	23.3115	21.4774
510026	1.0323	0.7991	14.8785	16.5389	18.0855	16.3991
510027	***	*	20.5222	*	*	*
510028	0.9931	0.8576	22.4826	24.6544	23.0518	23.3477
510029	1.2795	0.8877	18.9000	19.8202	21.7527	20.1940
510030	1.1158	0.7991	19.2558	19.8220	22.3658	20.5065
510031	1.3472	0.8877	19.3049	20.5743	21.6294	20.5646
510033	1.2451	0.8315	19.6900	19.6921	21.0707	20.1607
510035	***	*	21.8290	*	*	*
510036	***	*	15.0266	*	*	*

Provider Number	Case-Mix Index	FY 2005 Wage Index	Average Hourly Wage FY 2003	Average Hourly Wage FY 2004	Average Hourly Wage FY 2005 <sup>1</sup>	Average Hourly Wage ** (3 yrs)
510038	1.0298	0.7991	15.9821	16.1016	16.8744	16.3342
510039	1.2298	0.7991	17.4002	17.6173	19.1280	18.0494
510043	0.9017	0.7991	14.4202	15.5857	16.0586	15.3708
510046	1.2894	0.8576	18.7424	19.2802	21.2792	19.7476
510047	1.1347	0.8733	21.2885	22.1953	23.2093	22.2288
510048	1.1264	0.9009	15.2886	16.3761	17.6785	16.3570
510050	1.5451	0.7991	18.3964	18.9990	20.1943	19.1823
510053	1.1785	0.7991	18.1046	18.1054	20.7538	19.0352
510055	1.3773	0.9560	25.6333	27.7422	29.3962	27.5818
510058	1.2521	0.8315	18.6025	20.1104	21.9352	20.2417
510059	0.8951	0.8877	17.3845	18.1543	18.8712	18.1655
510061	1.0406	0.8652	14.6773	14.8848	15.3355	14.9619
510062	1.1744	0.7991	19.7202	21.3405	21.1568	20.7558
510067	1.1341	0.7991	17.8816	18.0113	22.1582	19.3232
510068	1.1305	1.1026	19.4299	19.9056	20.0007	19.7893
510070	1.1877	0.8576	18.6226	20.0974	21.1895	19.9485
510071	1.2636	0.8576	18.8766	19.4029	21.5439	19.9719
510072	1.0994	0.7991	16.5279	18.4566	19.7990	18.3003
510077	1.1010	0.7991	20.4521	20.9153	22.8104	21.4077
510080	***	*	19.7132	*	*	*
510081	***	*	10.4972	*	*	*
510082	1.0868	0.7991	16.0014	17.2891	16.4742	16.5925
510084	***	*	14.9683	*	*	*
510085	1.1958	0.8877	19.0175	20.6364	22.6563	20.7858
510086	1.1407	0.7991	16.3413	16.3051	17.8234	16.8059
510088	1.0417	0.8132	16.2850	16.4373	18.3401	16.9647
520002	1.2611	1.0101	20.2691	22.0838	23.7316	22.0951
520003	1.2258	0.9493	18.7507	20.4234	21.8662	20.4106
520004	1.3392	0.9493	21.1549	22.8530	24.4711	22.8120
520006	***	*	22.4098	*	*	*
520007	***	*	18.3959	*	*	*
520008	1.6245	1.0081	24.4927	26.0931	27.8127	26.2114
520009	1.7112	0.9493	19.8142	21.5169	23.4265	21.4895
520010	1.1054	1.1044	25.5623	26.3965	28.5569	26.8692
520011	1.1731	0.9493	21.6945	22.7880	23.7785	22.7758
520013	1.3685	0.9493	22.1009	23.1173	24.4766	23.2975
520014	1.0842	1.0346	19.2760	20.4281	22.1064	20.5989
520015	1.1489	0.9493	21.0428	22.8094	23.0403	22.3080

Provider Number	Case-Mix Index	FY 2005 Wage Index	Average Hourly Wage FY 2003	Average Hourly Wage FY 2004	Average Hourly Wage FY 2005 <sup>1</sup>	Average Hourly Wage ** (3 yrs)
520016	***	*	19.5656	*	*	*
520017	1.1165	0.9493	21.1409	21.7542	23.4044	22.1313
520018	***	*	22.1929	*	*	*
520019	1.3172	0.9493	21.8870	22.6895	24.9871	23.2496
520021	1.4634	1.0528	22.8484	24.1284	25.4872	24.1735
520024	1.0681	0.9493	16.4879	17.5368	18.5072	17.5412
520025	1.1649	*	21.9529	*	*	*
520026	1.0437	1.1044	22.4778	25.0504	26.1056	24.6797
520027	1.3028	1.0081	22.1450	22.2089	26.2516	23.6649
520028	1.2451	1.0216	22.0333	24.3592	25.7778	24.0839
520029	***	*	21.5561	*	*	*
520030	1.7463	1.0101	22.7239	23.9474	25.3807	24.1138
520031	***	*	21.2809	*	*	*
520032	1.1802	1.0301	24.1093	22.7220	25.3059	24.0543
520033	1.2742	0.9493	21.0088	22.2650	23.9791	22.4469
520034	1.1667	0.9493	21.5275	22.6160	23.6563	22.7412
520035	1.2897	0.9493	19.8917	20.8563	23.2625	21.3855
520037	1.7735	1.0101	23.0801	25.0587	28.6984	25.6949
520038	1.2513	1.0081	21.4207	23.1036	24.6650	23.0878
520039	1.0367	*	21.1719	*	*	*
520040	1.4877	1.0081	23.0710	21.5671	23.8501	22.8325
520041	1.1123	1.0301	18.2997	22.6216	22.8236	21.1921
520042	1.0456	0.9493	20.6354	21.9935	24.0788	22.2801
520044	1.3433	0.9493	21.4913	22.7627	24.9387	23.0821
520045	1.4929	0.9493	21.9812	24.1624	24.5844	23.5679
520047	0.9221	*	21.0370	22.5686	25.5346	22.9761
520048	1.5881	0.9493	20.3488	20.5069	23.1653	21.3231
520049	2.1332	0.9578	21.8271	22.7424	24.1083	22.9284
520051	1.7119	1.0081	23.4366	27.6695	28.8249	26.6240
520053	1.0741	*	18.9512	*	*	*
520054	***	*	16.6278	*	*	*
520057	1.1637	0.9493	20.6959	21.2729	23.3205	21.7619
520058	0.9858	*	23.6795	23.2907	*	*
520059	1.2281	0.9954	22.1618	24.1863	26.5596	24.3566
520060	1.2750	0.9493	20.3357	21.1271	22.0132	21.1555
520062	1.2805	1.0081	21.2865	23.7166	24.9988	23.4303
520063	1.1750	1.0081	21.2774	23.3037	25.3674	23.3828
520064	1.5740	1.0081	23.8181	24.3043	27.1120	25.0681

Provider Number	Case-Mix Index	FY 2005 Wage Index	Average Hourly Wage FY 2003	Average Hourly Wage FY 2004	Average Hourly Wage FY 2005 <sup>1</sup>	Average Hourly Wage ** (3 yrs)
520066	1.5823	1.0216	25.4528	23.9212	25.8812	25.0523
520068	0.8844	0.9493	20.6112	21.4413	23.4746	21.8694
520069	***	*	21.7234	32.6484	*	*
520070	1.7448	0.9493	20.0096	22.0590	23.9908	22.0417
520071	1.2141	0.9954	22.0066	23.4832	26.3154	23.9774
520074	***	*	21.6636	*	*	*
520075	1.5289	0.9578	22.1894	23.7322	26.0600	24.0635
520076	1.2198	1.0216	20.6155	22.2993	24.0879	22.3450
520077	***	*	18.1078	*	*	*
520078	1.4920	1.0081	21.7414	23.4414	25.7662	23.6608
520083	1.7213	1.0346	24.2401	25.7108	27.0012	25.6711
520084	1.0956	1.0301	21.8102	24.7909	25.5777	24.0737
520087	1.6511	0.9493	22.2579	22.8974	24.5280	23.2906
520088	1.2383	0.9954	22.3921	23.8938	26.0882	24.1811
520089	1.4841	1.0346	23.2335	24.4435	26.6013	24.7981
520090	***	*	20.9070	*	*	*
520091	1.2775	0.9493	22.2218	22.8914	24.8269	23.2617
520092	1.0770	0.9493	19.7181	21.8662	23.4043	21.6961
520094	0.7086	0.9954	21.3082	22.3925	25.3166	23.0681
520095	1.2460	0.9493	21.9177	25.1402	28.6376	25.2206
520096	1.3954	0.9954	21.6803	21.1759	22.9929	21.9962
520097	1.3744	0.9578	22.2375	23.6512	25.1135	23.7343
520098	2.0588	1.0346	25.0055	25.8184	28.0730	26.3435
520100	1.2846	0.9597	20.5366	21.7072	24.5914	22.3070
520101	***	*	20.0164	*	*	*
520102	1.0935	0.9720	22.3640	23.7739	25.6146	23.9640
520103	1.4569	1.0081	22.2765	23.5984	25.5361	23.8393
520107	1.2042	0.9578	23.8421	25.7379	27.7413	25.7022
520109	1.0887	0.9493	20.3208	20.6357	22.4048	21.1687
520110	***	*	22.3923	*	*	*
520111	***	*	18.2745	26.9666	26.3095	23.4810
520112	1.1223	*	17.6226	19.1409	20.4034	19.0701
520113	1.3241	0.9578	23.1852	24.0822	26.7926	24.7178
520114	1.1317	0.9493	18.5767	21.9847	22.0536	20.8110
520115	***	*	21.4279	*	*	*
520116	1.1277	0.9954	22.2741	23.9066	26.3057	24.2317
520117	1.0221	0.9493	19.3653	21.9915	22.0023	21.1630
520118	***	*	13.9919	*	*	*



Provider Number	Case-Mix Index	FY 2005 Wage Index	Average Hourly Wage FY 2003	Average Hourly Wage FY 2004	Average Hourly Wage FY 2005 <sup>1</sup>	Average Hourly Wage ** (3 yrs)
520121	***	*	20.9423	*	*	*
520122	***	*	16.9906	*	*	*
520123	0.9823	1.1044	19.8134	21.2360	22.2430	21.0893
520124	***	*	19.2621	*	*	*
520130	1.0399	*	18.8845	20.0277	*	*
520131	***	*	21.0400	*	*	*
520132	1.0670	0.9493	18.2634	19.5140	21.6025	19.7126
520134	1.0387	*	19.6881	20.8502	*	*
520135	0.9254	0.9493	18.1027	18.8254	18.5618	18.4970
520136	1.6033	1.0081	21.3966	23.2573	25.5145	23.3630
520138	1.8924	1.0081	23.1498	25.1434	26.9047	25.1023
520139	1.2475	1.0081	22.8070	23.7727	25.4424	24.0456
520140	1.7057	1.0081	22.5459	23.9176	26.1616	24.1382
520142	***	*	21.4119	*	*	*
520144	***	*	20.5863	*	*	*
520145	***	*	20.3461	25.0770	*	*
520146	***	*	18.6337	*	*	*
520148	1.1618	0.9493	20.5075	22.4299	26.2258	23.1750
520149	***	*	13.8615	*	*	*
520151	0.9872	*	19.3362	20.1995	22.9592	20.8447
520152	1.1196	0.9578	26.2403	22.5440	23.2493	23.6507
520153	***	*	18.5986			
520154	1.2433	*	21.0486	23.2635	23.7160	22.6643
520156	1.0496	1.1044	20.7808	23.7157	24.9258	23.1775
520157	***	*	21.6822	*	*	*
520159	***	*	21.8784	*	*	*
520160	1.7496	0.9493	21.5871	22.9475	24.3528	23.0151
520161	0.9823	*	21.4038	22.1857	24.0673	22.5684
520170	1.2952	1.0081	23.0867	25.5470	25.6124	24.7828
520171	***	*	18.1843	*	*	*
520173	1.0997	1.0337	23.2955	24.4723	26.2224	24.6910
520177	1.7587	1.0081	25.0908	27.5560	28.4663	27.1450
520178	0.9998	0.9493	23.1510	22.3193	23.0419	22.8408
520189	1.2190	1.0528	22.0889	23.1658	26.3172	23.9818
520192	***	*	*	22.5641	*	*
530002	1.1371	0.9327	23.0582	23.8852	25.2983	24.1608
530003	***	*	17.1646	*	*	*
530004	***	*	17.4672	19.7857	*	*

**TABLE 3A<sub>1</sub>—FY 2005 AND 3-YEAR\* AVERAGE HOURLY WAGE  
FOR URBAN AREAS BY MSA**

[\*Based on the sum of the salaries and hours computed for Federal Fiscal  
Years 2003, 2004, and 2005]

Provider Number	Case-Mix Index	FY 2005 Wage Index	Average Hourly Wage FY 2003	Average Hourly Wage FY 2004	Average Hourly Wage FY 2005 <sup>1</sup>	Average Hourly Wage ** (3 yrs)
530005	***	*	18.4391	*	*	*
530006	1.1205	0.9172	20.7660	21.3429	22.8344	21.7092
530007	1.1220	0.9172	18.5286	22.3309	19.3476	20.0667
530008 <sup>2</sup>	1.1989	0.9327	19.5386	21.8714	23.8271	21.6879
530009	0.9343	0.9327	23.5840	22.0450	24.2426	23.1873
530010 <sup>2</sup>	1.1996	0.9327	17.8687	21.4890	23.9255	21.1225
530011	1.0775	0.9172	19.9212	22.5720	24.1396	22.2280
530012	1.6312	0.9327	22.5084	22.4716	24.3454	23.1035
530014	1.5379	0.9172	20.0422	21.7314	23.6907	21.9153
530015	1.3519	0.9980	24.6527	25.3915	26.3107	25.4597
530016	1.2753	*	20.3647	21.0666	21.6575	21.0210
530017	0.8948	0.9172	20.9407	19.5630	23.5415	21.2874
530018	1.0564	*	20.1225	*	*	*
530019	0.8190	*	18.1492	*	*	*
530022	1.0845	*	19.7903	*	*	*
530023	1.2331	0.9172	21.6352	22.5535	24.1493	22.9629
530025	1.3127	1.0230	22.4816	25.4693	27.7988	25.3095
530026	1.0519	*	20.9918	21.0732	*	*
530029	1.0001	*	20.3045	19.9691	*	*
530031	0.8719	*	23.2766	16.8825	16.3472	18.9622
530032	***	*	20.9856	19.4449	22.6584	21.0115

<sup>1</sup>Based on salaries adjusted for occupational mix, according to the calculation in section III.F. of the preamble of this final rule.

\*Denotes wage data not available for the provider for that year.

\*\*Based on the sum of the salaries and hours computed for Federal FYs 2003, 2004, and 2005.

\*\*\*Denotes MedPAR data not available for the provider for FY 2003.

MSA Code	Urban Area	FY 2005 Average Hourly Wage	3-Year Average Hourly Wage
0040	Abilene, TX	21.1577	19.3334
0060	Aguadilla, PR	11.3020	10.8733
0080	Akron, OH	23.8369	22.9977
0120	Albany, GA	29.7283	27.0834
0160	Albany-Schenectady-Troy, NY	22.6387	21.0359
0200	Albuquerque, NM	27.6443	24.0541
0220	Alexandria, LA	21.5591	19.8744
0240	Allentown-Bethlehem-Easton, PA	25.1946	24.0149
0280	Altoona, PA	22.2816	21.8301
0320	Amarillo, TX	24.1938	22.4594
0380	Anchorage, AK	31.9163	30.3728
0440	Ann Arbor, MI	28.5487	27.3230
0450	Anniston, AL	20.8219	19.8381
0460	Appleton-Oshkosh-Neenah, WI	23.9441	22.4059
0470	Arecibo, PR	9.9028	10.0856
0480	Asheville, NC	25.1099	24.0577
0500	Athens, GA	26.8182	24.9377
0520	Atlanta, GA	26.2565	24.8405
0560	Atlantic-Cape May, NJ	28.7277	27.0377
0580	Auburn-Opelika, AL	21.6724	20.7210
0600	Augusta-Aiken, GA-SC	24.2777	23.9362
0640	Austin-San Marcos, TX	25.3002	23.8279
0680	Bakersfield, CA	26.4960	24.6060
0720	Baltimore, MD	26.0788	24.6142
0733	Bangor, ME	26.1955	24.5743
0743	Barnstable-Yarmouth, MA	32.4977	31.7748
0760	Baton Rouge, LA	22.0284	20.6771
0840	Beaumont-Port Arthur, TX	22.7175	21.0039
0860	Bellingham, WA	30.5926	29.4402
0870	Benton Harbor, MI	23.4663	22.1537
0875	Bergen-Passaic, NJ	31.5245	29.5626
0880	Billings, MT	23.6549	22.3049
0920	Biloxi-Gulfport-Pascagoula, MS	22.7701	21.8025
0960	Binghamton, NY	22.3129	20.8466
1000	Birmingham, AL	24.2491	22.8025
1010	Bismarck, ND	19.7863	19.3434
1020	Bloomington, IN	22.6866	21.6323
1040	Bloomington-Normal, IL	24.0155	22.3819

MSA Code	Urban Area	FY 2005 Average Hourly Wage	3-Year Average Hourly Wage
1080	Boise City, ID	24.6185	23.0658
1123	Boston-Worcester-Lawrence-Lowell-Brockton, MA-NH	29.7504	27.9248
1125	Boulder-Longmont, CO	26.4797	24.7278
1145	Brazoria, TX	22.5003	20.7065
1150	Bremerton, WA	27.9651	26.5977
1240	Brownsville-Harlingen-San Benito, TX	26.7783	24.2568
1260	Bryan-College Station, TX	24.3100	22.3724
1280	Buffalo-Niagara Falls, NY	24.6007	23.3311
1303	Burlington, VT	24.5679	23.9933
1310	Caguas, PR	10.7080	10.3764
1320	Canton-Massillon, OH	23.4839	22.2554
1350	Casper, WY	24.3454	23.1035
1360	Cedar Rapids, IA	23.6287	22.2110
1400	Champaign-Urbana, IL	25.0840	24.7646
1440	Charleston-North Charleston, SC	24.8209	23.0973
1480	Charleston, WV	23.4018	22.0431
1520	Charlotte-Gastonia-Rock Hill, NC-SC	25.4946	24.1721
1540	Charlottesville, VA	27.1314	25.4529
1560	Chattanooga, TN-GA	24.2734	22.6270
1580	Cheyenne, WY	23.6907	21.9153
1600	Chicago, IL	28.5999	27.1373
1620	Chico-Paradise, CA	27.8007	25.3688
1640	Cincinnati, OH-KY-IN	25.2390	23.4386
1660	Clarksville-Hopkinsville, TN-KY	21.0993	20.3461
1680	Cleveland-Lorain-Elyria, OH	25.3602	23.9511
1720	Colorado Springs, CO	25.7592	24.4532
1740	Columbia, MO	22.1116	21.0936
1760	Columbia, SC	24.9367	22.7798
1800	Columbus, GA-AL	22.9123	21.3158
1840	Columbus, OH	25.7052	24.1195
1880	Corpus Christi, TX	22.7911	21.3113
1890	Corvallis, OR	27.7255	27.6280
1900	Cumberland, MD-WV	22.8097	20.3393
1920	Dallas, TX	26.4759	24.8663
1950	Danville, VA	22.8303	21.9455
1960	Davenport-Moline-Rock Island, IA-IL	23.0884	21.9342
2000	Dayton-Springfield, OH	24.3246	22.9332
2020	Daytona Beach, FL	23.4589	22.3611

MSA Code	Urban Area	FY 2005 Average Hourly Wage	3-Year Average Hourly Wage
2030	Decatur, AL	23.4431	22.1065
2040	Decatur, IL	21.4057	20.1127
2080	Denver, CO	28.6809	26.7500
2120	Des Moines, IA	24.4271	22.5868
2160	Detroit, MI	26.9749	25.3820
2180	Dothan, AL	20.1197	19.3968
2190	Dover, DE	26.0092	24.0021
2200	Dubuque, IA	23.0146	21.7876
2240	Duluth-Superior, MN-WI	27.2709	25.5888
2281	Dutchess County, NY	30.7365	27.3957
2290	Eau Claire, WI	24.0833	22.5266
2320	El Paso, TX	23.9788	22.7569
2330	Elkhart-Goshen, IN	24.4045	23.7551
2335	Elmira, NY	22.3121	20.8644
2340	Enid, OK	23.7484	21.4662
2360	Erie, PA	22.9348	21.6611
2400	Eugene-Springfield, OR	28.7913	27.8770
2440	Evansville, Henderson, IN-KY	22.1670	20.6668
2520	Fargo-Moorhead, ND-MN	24.0059	23.5687
2560	Fayetteville, NC	24.6836	22.5102
2580	Fayetteville-Springdale-Rogers, AR	22.8204	20.8376
2620	Flagstaff, AZ-UT	27.9534	27.0856
2640	Flint, MI	29.4342	27.3473
2650	Florence, AL	20.8432	19.3533
2655	Florence, SC	23.6803	21.8918
2670	Fort Collins-Loveland, CO	26.8550	25.1483
2680	Fort Lauderdale, FL	26.7655	25.3394
2700	Fort Myers-Cape Coral, FL	24.6180	23.8009
2710	Fort Pierce-Port St. Lucie, FL	26.5014	24.6970
2720	Fort Smith, AR-OK	21.9328	20.3484
2750	Fort Walton Beach, FL	23.1499	22.6357
2760	Fort Wayne, IN	25.6542	23.8045
2800	Fort Worth-Arlington, TX	25.1474	23.4294
2840	Fresno, CA	27.7035	25.5968
2880	Gadsden, AL	21.2931	20.4831
2900	Gainesville, FL	24.9007	23.9505
2920	Galveston-Texas City, TX	24.7476	23.2315
2960	Gary, IN	24.6159	23.3816

MSA Code	Urban Area	FY 2005 Average Hourly Wage	3-Year Average Hourly Wage
2975	Glens Falls, NY	22.3719	20.9783
2980	Goldensboro, NC	23.1349	21.7023
2985	Grand Forks, ND-MN	24.1141	21.9914
2995	Grand Junction, CO	26.1825	24.0316
3000	Grand Rapids-Muskegon-Holland, MI	25.1053	23.5621
3040	Great Falls, MT	23.1697	21.8940
3060	Greeley, CO	24.9410	23.3105
3080	Green Bay, WI	25.2368	23.6194
3120	Greensboro-Winston-Salem-High Point, NC	24.5813	22.9771
3150	Greenville, NC	24.1523	22.5957
3160	Greenville-Spartanburg-Anderson, SC	24.7370	23.0274
3180	Hagerstown, MD	26.3144	23.5483
3200	Hamilton-Middletown, OH	23.8712	22.8398
3240	Harrisburg-Lebanon-Carlisle, PA	24.5148	22.8940
3283	Hartford, CT	29.1831	28.2110
3285	Hattiesburg, MS	19.4268	18.4484
3290	Hickory-Morganton-Lenoir, NC	25.0709	22.9498
3320	Honolulu, HI	29.0314	27.6820
3350	Houma, LA	20.4599	19.7165
3360	Houston, TX	26.6849	24.7171
3400	Huntington-Ashland, WV-KY-OH	25.2028	24.0430
3440	Huntsville, AL	23.2686	22.2984
3480	Indianapolis, IN	26.4492	24.5457
3500	Iowa City, IA	25.4379	23.7870
3520	Jackson, MI	24.0762	22.8010
3560	Jackson, MS	22.1330	20.9460
3580	Jackson, TN	23.4395	22.4155
3600	Jacksonville, FL	25.1835	23.6039
3605	Jacksonville, NC	22.1107	20.7523
3610	Jamestown, NY	20.0214	19.2447
3620	Janesville-Beloit, WI	25.2993	23.7767
3640	Jersey City, NJ	28.8029	27.4044
3660	Johnson City-Kingsport-Bristol, TN-VA	21.6324	20.4129
3680	Johnstown, PA	21.0171	20.2270
3700	Jonesboro, AR	21.6029	19.6779
3710	Joplin, MO	23.0000	21.5147
3720	Kalamazoo-Battlecreek, MI	27.2974	26.0512
3740	Kankakee, IL	27.9907	26.2821

MSA Code	Urban Area	FY 2005 Average Hourly Wage	3-Year Average Hourly Wage
3760	Kansas City, KS-MO	25.3849	24.0242
3800	Kenosha, WI	25.7422	24.1179
3810	Killeen-Temple, TX	24.4535	23.7218
3840	Knoxville, TN	22.4720	21.7145
3850	Kokomo, IN	23.7864	22.5362
3870	La Crosse, WI-MN	24.4482	23.0908
3880	Lafayette, LA	21.3950	20.5016
3920	Lafayette, IN	23.8615	22.6327
3960	Lake Charles, LA	20.9956	19.6414
3980	Lakeland-Winter Haven, FL	23.5755	22.3634
4000	Lancaster, PA	26.0887	23.4449
4040	Lansing-East Lansing, MI	25.4480	24.0082
4080	Laredo, TX	23.1326	20.9638
4100	Las Cruces, NM	23.0915	21.6545
4120	Las Vegas, NV-AZ	29.2425	28.2846
4150	<sup>1</sup> Lawrence, KS	-----	-----
4200	Lawton, OK	21.7459	20.5192
4243	Lewiston-Auburn, ME	25.1817	23.2820
4280	Lexington, KY	21.1804	20.8919
4320	Lima, OH	24.3556	23.3287
4360	Lincoln, NE	26.8365	25.2324
4400	Little Rock-North Little Rock, AR	23.3045	22.1224
4420	Longview-Marshall, TX	23.0485	21.8788
4480	Los Angeles-Long Beach, CA	30.9555	29.3631
4520	Louisville, KY-IN	24.1628	22.9288
4600	Lubbock, TX	23.1298	21.9601
4640	Lynchburg, VA	23.7939	22.5802
4680	Macon, GA	25.3731	22.9704
4720	Madison, WI	27.3895	25.7237
4800	Mansfield, OH	24.0266	22.5570
4840	Mayaguez, PR	12.5604	11.9266
4880	McAllen-Edinburg-Mission, TX	22.6802	21.2147
4890	Medford-Ashland, OR	27.7676	26.3312
4900	Melbourne-Titusville-Palm Bay, FL	25.3742	24.4755
4920	Memphis, TN-AR-MS	24.3569	22.4580
4940	Merced, CA	27.7502	24.8641
5000	Miami, FL	26.4214	24.6156
5015	Middlesex-Somerset-Hunterdon, NJ	29.9549	28.1116

MSA Code	Urban Area	FY 2005 Average Hourly Wage	3-Year Average Hourly Wage
5080	Milwaukee-Waukesha, WI	26.5760	24.7886
5120	Minneapolis-St. Paul, MN-WI	29.1150	27.2457
5140	Missoula, MT	25.2548	22.6510
5160	Mobile, AL	20.9166	19.8422
5170	Modesto, CA	31.6157	28.1277
5190	Monmouth-Ocean, NJ	28.7059	26.8760
5200	Monroe, LA	20.8701	19.8091
5240	Montgomery, AL	21.9110	19.7100
5280	Muncie, IN	22.6545	21.9840
5330	Myrtle Beach, SC	23.7717	22.4723
5345	Naples, FL	27.7634	25.0778
5360	Nashville, TN	26.6158	24.4724
5380	Nassau-Suffolk, NY	34.1173	32.5780
5483	New Haven-Bridgeport-Stamford-Waterbury-Danbury, CT	32.3508	30.6041
5523	New London-Norwich, CT	30.5671	28.9116
5560	New Orleans, LA	23.9896	22.5708
5600	New York, NY	35.8414	34.6544
5640	Newark, NJ	30.6275	28.4924
5660	Newburgh, NY-PA	29.4487	28.1329
5720	Norfolk-Virginia Beach-Newport News, VA-NC	23.5357	21.6164
5775	Oakland, CA	40.0833	37.4072
5790	Ocala, FL	24.1861	23.3591
5800	Odessa-Midland, TX	25.3896	23.4185
5880	Oklahoma City, OK	23.6423	22.2181
5910	Olympia, WA	29.0127	27.1964
5920	Omaha, NE-IA	25.6762	24.3682
5945	Orange County, CA	30.5827	28.5213
5960	Orlando, FL	25.6522	24.0374
5990	Owensboro, KY	22.2750	20.8090
6015	Panama City, FL	21.4111	20.7660
6020	Parkersburg-Marietta, WV-OH	21.9198	20.3180
6080	Pensacola, FL	21.9439	21.2526
6120	Peoria-Pekin, IL	23.3618	21.8251
6160	Philadelphia, PA-NJ	28.5060	26.8021
6200	Phoenix-Mesa, AZ	26.3231	24.7678
6240	Pine Bluff, AR	22.9350	20.2395
6280	Pittsburgh, PA	23.0498	22.3098
6323	Pittsfield, MA	27.4980	25.6125



MSA Code	Urban Area	FY 2005 Average Hourly Wage	3-Year Average Hourly Wage
6340	Pocatello, ID	25.2803	23.0886
6360	Ponce, PR	13.0621	12.2264
6403	Portland, ME	26.6320	24.6982
6440	Portland-Vancouver, OR-WA	29.9778	27.6154
6483	Providence-Warwick, RI	29.1212	27.1720
6520	Provo-Orem, UT	25.2964	24.3959
6560	Pueblo, CO	23.0664	21.7742
6580	Punta Gorda, FL	24.9155	23.3140
6600	Racine, WI	23.8665	22.5320
6640	Raleigh-Durham-Chapel Hill, NC	26.9527	24.9948
6660	Rapid City, SD	23.5131	21.9999
6680	Reading, PA	24.3005	22.8524
6690	Redding, CA	31.1869	28.5292
6720	Reno, NV	27.5394	26.3036
6740	Richland-Kennewick-Pasco, WA	27.7016	26.9438
6760	Richmond-Petersburg, VA	24.7263	23.3115
6780	Riverside-San Bernardino, CA	28.9444	27.8476
6800	Roanoke, VA	22.2568	21.2913
6820	Rochester, MN	30.2905	29.1941
6840	Rochester, NY	24.2491	23.1416
6880	Rockford, IL	25.3273	23.8870
6895	Rocky Mount, NC	23.7190	22.4971
6920	Sacramento, CA	31.1842	29.0605
6960	Saginaw-Bay City-Midland, MI	25.6369	24.2492
6980	St. Cloud, MN	27.0759	24.4800
7000	<sup>1</sup> St. Joseph, MO	-----	-----
7040	St. Louis, MO-IL	23.9496	22.2948
7080	Salem, OR	27.8099	25.9297
7120	Salinas, CA	36.4327	35.3276
7160	Salt Lake City-Ogden, UT	25.0150	24.2403
7200	San Angelo, TX	21.5498	20.6816
7240	San Antonio, TX	23.7781	22.0019
7320	San Diego, CA	29.6834	27.7692
7360	San Francisco, CA	38.7358	35.7974
7400	San Jose, CA	38.8426	36.0209
7440	San Juan-Bayamon, PR	12.6559	11.9159
7460	San Luis Obispo-Atascadero-Paso Robles, CA	29.3008	27.9344
7480	Santa Barbara-Santa Maria-Lompoc, CA	28.3575	26.2963

MSA Code	Urban Area	FY 2005 Average Hourly Wage	3-Year Average Hourly Wage
7485	Santa Cruz-Watsonville, CA	38.9076	34.1932
7490	Santa Fe, NM	27.8508	26.4038
7500	Santa Rosa, CA	34.1075	32.4790
7510	Sarasota-Bradenton, FL	25.3343	23.9849
7520	Savannah, GA	24.9492	23.4626
7560	Scranton-Wilkes Barre-Hazleton, PA	22.4206	21.0640
7600	Seattle-Bellevue-Everett, WA	30.2189	28.5125
7610	Sharon, PA	20.7690	19.4352
7620	Sheboygan, WI	23.6253	21.7349
7640	Sherman-Denison, TX	25.3572	23.6883
7680	Shreveport-Bossier City, LA	24.0112	22.4249
7720	Sioux City, IA-NE	23.9347	22.3968
7760	Sioux Falls, SD	24.8177	23.2554
7800	South Bend, IN	24.8698	23.9976
7840	Spokane, WA	28.0569	26.7798
7880	Springfield, IL	23.0210	21.7501
7920	Springfield, MO	22.6730	21.1271
8003	Springfield, MA	26.8260	26.1078
8050	State College, PA	22.3162	21.5732
8080	Steubenville-Weirton, OH-WV	21.8130	21.0260
8120	Stockton-Lodi, CA	27.8990	26.0691
8140	Sumter, SC	22.4370	20.6984
8160	Syracuse, NY	24.8091	23.5510
8200	Tacoma, WA	29.1935	27.4442
8240	Tallahassee, FL	22.8581	21.2627
8280	Tampa-St. Petersburg-Clearwater, FL	23.9223	22.5108
8320	Terre Haute, IN	22.6233	21.0770
8360	Texarkana, AR-Texarkana, TX	22.1839	20.3901
8400	Toledo, OH	25.0819	23.6884
8440	Topeka, KS	23.4531	22.4604
8480	Trenton, NJ	27.0688	25.7907
8520	Tucson, AZ	23.5817	22.0853
8560	Tulsa, OK	23.0826	21.6926
8600	Tuscaloosa, AL	22.2518	20.4815
8640	Tyler, TX	25.0872	23.6562
8680	Utica-Rome, NY	21.9221	20.8663
8720	Vallejo-Fairfield-Napa, CA	35.6028	33.2856
8735	Ventura, CA	29.2591	27.4874

MSA Code	Urban Area	FY 2005 Average Hourly Wage	3-Year Average Hourly Wage
8750	Victoria, TX	22.2685	20.7019
8760	Vineland-Millville-Bridgeton, NJ	27.8754	26.3271
8780	Visalia-Tulare-Porterville, CA	26.5489	24.4211
8800	Waco, TX	21.4872	20.3478
8840	Washington, DC-MD-VA-WV	28.9176	27.0908
8920	Waterloo-Cedar Falls, IA	22.7478	20.6139
8940	Wausau, WI	25.3807	24.1138
8960	West Palm Beach-Boca Raton, FL	26.4833	24.6693
9000	Wheeling, OH-WV	19.6365	18.6490
9040	Wichita, KS	25.0076	23.3633
9080	Wichita Falls, TX	22.2189	20.8432
9140	Williamsport, PA	22.3438	20.8672
9160	Wilmington-Newark, DE-MD	29.4516	27.4534
9200	Wilmington, NC	24.3196	23.5826
9260	Yakima, WA	27.1993	25.8591
9270	Yolo, CA	24.7035	23.1020
9280	York, PA	24.1275	22.5965
9320	Youngstown-Warren, OH	25.0869	23.2397
9340	Yuba City, CA	27.3673	25.5360
9360	Yuma, AZ	23.5229	21.8802

<sup>1</sup> The MSA is empty for FY 2005. The hospital(s) in the MSA received rural status under Section 401 of the Balanced Budget Refinement Act of 1999 (P.L. 106-113). The MSA is assigned the statewide rural wage index (see Table 4B).

**TABLE 3A<sub>2</sub>--FY 2005 AND 3-YEAR\* AVERAGE  
HOURLY WAGE FOR URBAN AREAS BY CBSA**

[\*Based on the sum of the salaries and hours computed for Federal Fiscal  
Years 2003, 2004, and 2005]

CBSA Code	Urban Area	FY 2005 Average Hourly Wage	3-Year Average Hourly Wage
10180	Abilene, TX	20.7515	18.9928
10380	Aguadilla-Isabela-San Sebastián, PR	11.2674	10.7459
10420	Akron, OH	23.8369	22.9977
10500	Albany, GA	29.7283	27.0834
10580	Albany-Schenectady-Troy, NY	22.8516	21.1392
10740	Albuquerque, NM	27.6443	24.0541
10780	Alexandria, LA	21.5591	19.8744
10900	Allentown-Bethlehem-Easton, PA-NJ	25.0931	23.9116
11020	Altoona, PA	22.2816	21.8301
11100	Amarillo, TX	24.1938	22.4594
11180	Ames, IA	24.9920	23.3788
11260	Anchorage, AK	32.0676	30.6035
11300	Anderson, IN	23.0760	22.1950
11340	Anderson, SC	22.8322	21.2332
11460	Ann Arbor, MI	29.0959	27.7806
11500	Anniston-Oxford, AL	20.8219	19.8381
11540	Appleton, WI	23.9805	22.3493
11700	Asheville, NC	24.2749	23.2076
12020	Athens-Clarke County, GA	26.8182	24.9377
12060	Atlanta-Sandy Springs-Marietta, GA	26.2565	24.8405
12100	Atlantic City, NJ	28.7791	27.1158
12220	Auburn-Opelika, AL	21.6724	20.7210
12260	Augusta-Richmond County, GA-SC	24.1375	23.8056
12420	Austin-Round Rock, TX	25.3002	23.8279
12540	Bakersfield, CA	26.4960	24.6060
12580	Baltimore-Towson, MD	26.0788	24.6142
12620	Bangor, ME	26.1955	24.5743
12700	Barnstable Town, MA	32.4977	31.7748
12940	Baton Rouge, LA	21.9396	20.6215
12980	Battle Creek, MI	24.6356	23.4868
13020	Bay City, MI	25.2518	24.2327
13140	Beaumont-Port Arthur, TX	22.7175	21.0039

CBSA Code	Urban Area	FY 2005 Average Hourly Wage	3-Year Average Hourly Wage
13380	Bellingham, WA	30.5926	29.4402
13460	Bend, OR	27.9172	26.1985
13644	Bethesda-Frederick-Gaithersburg, MD	28.8277	27.1263
13740	Billings, MT	23.6549	22.3049
13780	Binghamton, NY	22.3129	20.8466
13820	Birmingham-Hoover, AL	24.1402	22.6809
13900	Bismarck, ND	19.7863	19.3434
13980	Blacksburg-Christiansburg-Radford, VA	20.9989	20.0518
14020	Bloomington, IN	22.6866	21.6323
14060	Bloomington-Normal, IL	24.0155	22.3819
14260	Boise City-Nampa, ID	24.6185	23.0658
14484	Boston-Quincy, MA	31.0169	29.1565
14500	Boulder, CO	26.4797	24.7278
14540	Bowling Green, KY	21.4624	20.8111
14740	Bremerton-Silverdale, WA	27.9651	26.5977
14860	Bridgeport-Stamford-Norwalk, CT	33.8641	32.2932
15180	Brownsville-Harlingen, TX	26.7783	24.2568
15260	Brunswick, GA	31.5253	25.9559
15380	Buffalo-Niagara Falls, NY	24.6007	23.3311
15500	Burlington, NC	23.6045	22.4345
15540	Burlington-South Burlington, VT	24.5679	23.9933
15764	Cambridge-Newton-Framingham, MA	29.4829	27.2537
15804	Camden, NJ	28.1040	26.6719
15940	Canton-Massillon, OH	23.4839	22.2554
15980	Cape Coral-Fort Myers, FL	24.6180	23.8009
16180	Carson City, NV	27.2484	25.0270
16220	Casper, WY	24.3454	23.1035
16300	Cedar Rapids, IA	23.6287	22.2110
16580	Champaign-Urbana, IL	25.0840	24.7646
16620	Charleston, WV	23.4018	22.0431
16700	Charleston-North Charleston, SC	24.8209	23.0973
16740	Charlotte-Gastonia-Concord, NC-SC	25.5672	24.2595
16820	Charlottesville, VA	27.1314	25.4529
16860	Chattanooga, TN-GA	24.2734	22.6270
16940	Cheyenne, WY	23.6907	21.9153
16974	Chicago-Naperville-Joliet, IL	28.6412	27.1815
17020	Chico, CA	27.8007	25.3688
17140	Cincinnati-Middletown, OH-KY-IN	25.0363	23.3493

CBSA Code	Urban Area	FY 2005 Average Hourly Wage	3-Year Average Hourly Wage
17300	Clarksville, TN-KY	21.0993	20.3461
17420	Cleveland, TN	20.7246	19.6917
17460	Cleveland-Elyria-Mentor, OH	25.4231	24.0026
17660	Coeur d'Alene, ID	24.5841	23.4851
17780	College Station-Bryan, TX	24.3100	22.3724
17820	Colorado Springs, CO	25.7592	24.4532
17860	Columbia, MO	22.1116	21.0936
17900	Columbia, SC	24.7855	22.7094
17980	Columbus, GA-AL	22.9123	21.3158
18020	Columbus, IN	24.7455	23.4673
18140	Columbus, OH	25.6619	24.0817
18580	Corpus Christi, TX	22.7911	21.3113
18700	Corvallis, OR	27.7255	27.6280
19060	Cumberland, MD-WV	22.8097	20.3393
19124	Dallas-Plano-Irving, TX	26.5279	24.9162
19140	Dalton, GA	25.1657	23.8067
19180	Danville, IL	22.1540	21.4704
19260	Danville, VA	22.8303	21.9455
19340	Davenport-Moline-Rock Island, IA-IL	23.0884	21.9342
19380	Dayton, OH	24.5133	23.1114
19460	Decatur, AL	23.4431	22.1065
19500	Decatur, IL	21.4057	20.1127
19660	Deltona-Daytona Beach-Ormond Beach, FL	23.4589	22.3611
19740	Denver-Aurora, CO	28.6809	26.7500
19780	Des Moines, IA	24.4271	22.5868
19804	Detroit-Livonia-Dearborn, MI	27.3167	25.8176
20020	Dothan, AL	19.9600	19.1962
20100	Dover, DE	26.0092	24.0021
20220	Dubuque, IA	23.0146	21.7876
20260	Duluth, MN-WI	27.2299	25.5847
20500	Durham, NC	27.2113	25.7145
20740	Eau Claire, WI	24.0833	22.5266
20764	Edison, NJ	29.3631	27.5165
20940	El Centro, CA	23.5103	22.5130
21060	Elizabethtown, KY	22.9096	20.9578
21140	Elkhart-Goshen, IN	24.4045	23.7551
21300	Elmira, NY	22.3121	20.8644
21340	El Paso, TX	23.9788	22.7569

CBSA Code	Urban Area	FY 2005 Average Hourly Wage	3-Year Average Hourly Wage
21500	Erie, PA	22.9348	21.6611
21604	Essex County, MA	28.0863	26.1325
21660	Eugene-Springfield, OR	28.7913	27.8770
21780	Evansville, IN-KY	22.1063	20.6192
21820	Fairbanks, AK	29.3419	28.1074
21940	Fajardo, PR	10.3919	10.2699
22020	Fargo, ND-MN	24.0059	23.5687
22140	Farmington, NM	21.2164	21.8840
22180	Fayetteville, NC	24.6836	22.5102
22220	Fayetteville-Springdale-Rogers, AR-MO	22.8204	20.8376
22380	Flagstaff, AZ	28.4112	27.6224
22420	Flint, MI	29.4342	27.3473
22500	Florence, SC	23.3485	21.6413
22520	Florence-Muscle Shoals, AL	20.8432	19.3533
22540	Fond du Lac, WI	26.0882	24.1811
22660	Fort Collins-Loveland, CO	26.8550	25.1483
22744	Fort Lauderdale-Pompano Beach-Deerfield Beach, FL	26.7655	25.3394
22900	Fort Smith, AR-OK	21.8812	20.2613
23020	Fort Walton Beach-Crestview-Destin, FL	23.1499	22.6357
23060	Fort Wayne, IN	25.8397	23.9144
23104	Fort Worth-Arlington, TX	25.0268	23.3238
23420	Fresno, CA	28.0694	25.8965
23460	Gadsden, AL	21.2931	20.4831
23540	Gainesville, FL	24.9007	23.9505
23580	Gainesville, GA	25.2335	23.1979
23844	Gary, IN	24.5332	23.3187
24020	Glens Falls, NY	22.3719	20.9783
24140	Goldsboro, NC	23.1349	21.7023
24220	Grand Forks, ND-MN	24.1141	21.9914
24300	Grand Junction, CO	26.1825	24.0316
24340	Grand Rapids-Wyoming, MI	24.8287	23.3326
24500	Great Falls, MT	23.1697	21.8940
24540	Greeley, CO	24.9410	23.3105
24580	Green Bay, WI	25.2501	23.6177
24660	Greensboro-High Point, NC	24.2763	22.8820
24780	Greenville, NC	24.1523	22.5957
24860	Greenville, SC	25.1285	23.6850
25020	Guayama, PR	10.5663	9.9161

CBSA Code	Urban Area	FY 2005 Average Hourly Wage	3-Year Average Hourly Wage
25060	Gulfport-Biloxi, MS	23.5513	22.4884
25180	Hagerstown-Martinsburg, MD-WV	25.6882	23.1872
25260	Hanford-Corcoran, CA	24.5799	21.7472
25420	Harrisburg-Carlisle, PA	24.6595	23.0642
25500	Harrisonburg, VA	24.4580	22.6368
25540	Hartford-West Hartford-East Hartford, CT	29.1831	28.2110
25620	Hattiesburg, MS	19.4268	18.4484
25860	Hickory-Lenoir-Morganton, NC	25.0709	22.9498
25980	Hinesville-Fort Stewart, GA	20.3760	19.3446
26100	Holland-Grand Haven, MI	24.8437	23.6232
26180	Honolulu, HI	29.0314	27.6820
26300	Hot Springs, AR	24.4318	22.4903
26380	Houma-Bayou Cane-Thibodaux, LA	20.4599	19.7165
26420	Houston-Baytown-Sugar Land, TX	26.2968	24.3903
26580	Huntington-Ashland, WV-KY-OH	25.2028	24.0430
26620	Huntsville, AL	23.2686	22.2984
26820	Idaho Falls, ID	23.8325	22.0820
26900	Indianapolis, IN	26.6370	24.6710
26980	Iowa City, IA	25.4379	23.7870
27060	Ithaca, NY	25.4128	24.2157
27100	Jackson, MI	24.0762	22.8010
27140	Jackson, MS	21.8425	20.7103
27180	Jackson, TN	23.4395	22.4155
27260	Jacksonville, FL	25.1531	23.5741
27340	Jacksonville, NC	22.1107	20.7523
27500	Janesville, WI	25.2993	23.7767
27620	Jefferson City, MO	21.9644	21.3739
27740	Johnson City, TN	21.5178	20.0167
27780	Johnstown, PA	22.0530	21.0775
27860	Jonesboro, AR	21.6029	19.6779
27900	Joplin, MO	23.0000	21.5147
28020	Kalamazoo-Portage, MI	28.1795	26.8830
28100	Kankakee-Bradley, IL	27.9907	26.2821
28140	Kansas City, MO-KS	25.3519	23.9857
28420	Kennewick-Richland-Pasco, WA	27.7016	26.9438
28660	Killeen-Temple-Fort Hood, TX	24.4535	23.7218
28700	Kingsport-Bristol-Bristol, TN-VA	21.7086	20.6856
28740	Kingston, NY	23.7314	22.9904



CBSA Code	Urban Area	FY 2005 Average Hourly Wage	3-Year Average Hourly Wage
28940	Knoxville, TN	22.5777	21.8173
29020	Kokomo, IN	23.7864	22.5362
29100	La Crosse, WI-MN	24.4482	23.0908
29140	Lafayette, IN	23.8615	22.6327
29180	Lafayette, LA	21.8776	20.8419
29340	Lake Charles, LA	20.8992	19.5455
29404	Lake County-Kenosha County, IL-WI	27.2795	25.7154
29460	Lakeland, FL	23.5755	22.3634
29540	Lancaster, PA	26.0887	23.4449
29620	Lansing-East Lansing, MI	25.4480	24.0082
29700	Laredo, TX	23.1326	20.9638
29740	Las Cruces, NM	23.0915	21.6545
29820	Las Vegas-Paradise, NV	29.9079	28.9985
29940	<sup>1</sup> Lawrence, KS	-----	-----
30020	Lawton, OK	21.7459	20.5192
30140	Lebanon, PA	23.0891	21.2658
30300	Lewiston, ID-WA	24.5162	23.4736
30340	Lewiston-Auburn, ME	25.1817	23.2820
30460	Lexington-Fayette, KY	21.2658	21.0838
30620	Lima, OH	24.5429	23.6021
30700	Lincoln, NE	26.8365	25.2324
30780	Little Rock-North Little Rock, AR	23.3045	22.1224
30860	Logan, UT-ID	24.0017	23.2634
30980	Longview, TX	23.2037	21.8928
31020	Longview, WA	26.9101	25.5610
31084	Los Angeles-Long Beach-Glendale, CA	30.9555	29.3631
31140	Louisville, KY-IN	24.0574	22.8358
31180	Lubbock, TX	23.1298	21.9601
31340	Lynchburg, VA	23.7939	22.5802
31420	Macon, GA	26.1577	23.3310
31460	Madera, CA	22.4713	21.5487
31540	Madison, WI	27.1566	25.5029
31700	Manchester-Nashua, NH	28.0313	26.2826
31900	Mansfield, OH	24.2526	22.8104
32420	Mayagüez, PR	11.8420	11.2714
32580	McAllen-Edinburg-Pharr, TX	22.6802	21.2147
32780	Medford, OR	27.7676	26.3312
32820	Memphis, TN-MS-AR	24.3141	22.4194

CBSA Code	Urban Area	FY 2005 Average Hourly Wage	3-Year Average Hourly Wage
32900	Merced, CA	27.7502	24.8641
33124	Miami-Miami Beach-Kendall, FL	26.4214	24.6156
33140	Michigan City-La Porte, IN	24.6001	23.6121
33260	Midland, TX	24.7346	24.4654
33340	Milwaukee-Waukesha-West Allis, WI	26.5760	24.7886
33460	Minneapolis-St. Paul-Bloomington, MN-WI	29.1150	27.2457
33540	Missoula, MT	25.2548	22.6510
33660	Mobile, AL	21.0813	19.9442
33700	Modesto, CA	31.6157	28.1277
33740	Monroe, LA	20.8477	19.7868
33780	Monroe, MI	25.0390	23.6331
33860	Montgomery, AL	21.9110	19.7100
34060	Morgantown, WV	23.0442	21.5586
34100	Morristown, TN	20.5505	19.5797
34580	Mount Vernon-Anacortes, WA	27.8223	26.4352
34620	Muncie, IN	22.6545	21.9840
34740	Muskegon-Norton Shores, MI	25.6860	24.0165
34820	Myrtle Beach-Conway-North Myrtle Beach, SC	23.7717	22.4723
34900	Napa, CA	32.9983	30.3959
34940	Naples-Marco Island, FL	27.7634	25.0778
34980	Nashville-Davidson--Murfreesboro, TN	26.5587	24.4277
35004	Nassau-Suffolk, NY	34.1173	32.5780
35084	Newark-Union, NJ-PA	30.7905	28.6292
35300	New Haven-Milford, CT	31.1880	29.3581
35380	New Orleans-Metairie-Kenner, LA	23.9896	22.5708
35644	New York-Wayne-White Plains, NY-NJ	35.1072	33.8303
35660	Niles-Benton Harbor, MI	23.4663	22.1537
35980	Norwich-New London, CT	30.5671	28.9116
36084	Oakland-Fremont-Hayward, CA	40.0833	37.4072
36100	Ocala, FL	24.1861	23.3591
36140	Ocean City, NJ	28.5241	26.7393
36220	Odessa, TX	25.8284	22.7857
36260	Ogden-Clearfield, UT	24.2908	23.6381
36420	Oklahoma City, OK	23.6865	22.2996
36500	Olympia, WA	29.0127	27.1964
36540	Omaha-Council Bluffs, NE-IA	25.6762	24.3682
36740	Orlando, FL	25.6522	24.0374
36780	Oshkosh-Neenah, WI	23.9064	22.4648

CBSA Code	Urban Area	FY 2005 Average Hourly Wage	3-Year Average Hourly Wage
36980	Owensboro, KY	22.2750	20.8090
37100	Oxnard-Thousand Oaks-Ventura, CA	29.2591	27.4874
37340	Palm Bay-Melbourne-Titusville, FL	25.3742	24.4755
37460	Panama City-Lynn Haven, FL	21.4111	20.7660
37620	Parkersburg-Marietta, WV-OH	21.9198	20.3180
37700	Pascagoula, MS	21.0222	20.2797
37860	Pensacola-Ferry Pass-Brent, FL	21.9439	21.2526
37900	Peoria, IL	23.3618	21.8251
37964	Philadelphia, PA	28.6169	26.8456
38060	Phoenix-Mesa-Scottsdale, AZ	26.3231	24.7678
38220	Pine Bluff, AR	22.9350	20.2395
38300	Pittsburgh, PA	22.9969	22.2517
38340	Pittsfield, MA	27.4980	25.6125
38540	Pocatello, ID	25.2803	23.0886
38660	Ponce, PR	13.1981	12.3009
38860	Portland-South Portland-Biddeford, ME	26.6320	24.6982
38900	Portland-Vancouver-Beaverton, OR-WA	29.9778	27.6154
38940	Port St. Lucie-Fort Pierce, FL	26.5014	24.6970
39100	Poughkeepsie-Newburgh-Middletown, NY	29.9576	27.8202
39140	Prescott, AZ	26.0915	24.3879
39300	Providence-New Bedford-Fall River, RI-MA	28.7766	26.9672
39340	Provo-Orem, UT	25.2345	24.3349
39380	Pueblo, CO	23.0664	21.7742
39460	Punta Gorda, FL	24.9155	23.3140
39540	Racine, WI	23.8665	22.5320
39580	Raleigh-Cary, NC	26.4514	23.8622
39660	Rapid City, SD	23.5131	21.9999
39740	Reading, PA	24.3005	22.8524
39820	Redding, CA	31.1869	28.5292
39900	Reno-Sparks, NV	27.5394	26.3036
40060	Richmond, VA	24.7263	23.3115
40140	Riverside-San Bernardino-Ontario, CA	28.9444	27.8476
40220	Roanoke, VA	22.2210	21.2719
40340	Rochester, MN	30.2905	29.1941
40380	Rochester, NY	24.4734	23.3466
40420	Rockford, IL	25.3273	23.8870
40484	Rockingham County-Strafford County, NH	26.9025	25.0930
40580	Rocky Mount, NC	23.7190	22.4971

CBSA Code	Urban Area	FY 2005 Average Hourly Wage	3-Year Average Hourly Wage
40660	Rome, GA	23.3830	22.2060
40900	Sacramento--Arden-Arcade--Roseville, CA	30.7939	28.6869
40980	Saginaw-Saginaw Township North, MI	26.0142	24.2581
41060	St. Cloud, MN	27.0759	24.4800
41100	St. George, UT	24.9725	24.0284
41140	<sup>1</sup> St. Joseph, MO-KS	-----	-----
41180	St. Louis, MO-IL	23.9366	22.2878
41420	Salem, OR	27.8099	25.9297
41500	Salinas, CA	36.4327	35.3276
41540	Salisbury, MD	24.0196	22.6069
41620	Salt Lake City, UT	25.2133	24.4103
41660	San Angelo, TX	21.5498	20.6816
41700	San Antonio, TX	23.7269	21.9434
41740	San Diego-Carlsbad-San Marcos, CA	29.6834	27.7692
41780	Sandusky, OH	23.7856	22.2413
41884	San Francisco-San Mateo-Redwood City, CA	38.7358	35.7974
41900	San Germán-Cabo Rojo, PR	13.7887	13.3880
41940	San Jose-Sunnyvale-Santa Clara, CA	38.7847	35.9752
41980	San Juan-Caguas-Guaynabo, PR	12.2440	11.6133
42020	San Luis Obispo-Paso Robles, CA	29.3008	27.9344
42044	Santa Ana-Anaheim-Irvine, CA	30.5827	28.5213
42060	Santa Barbara-Santa Maria-Goleta, CA	28.3575	26.2963
42100	Santa Cruz-Watsonville, CA	38.9076	34.1932
42140	Santa Fe, NM	28.6963	27.0266
42220	Santa Rosa-Petaluma, CA	34.1075	32.4790
42260	Sarasota-Bradenton-Venice, FL	25.3343	23.9849
42340	Savannah, GA	24.9492	23.4626
42540	Scranton--Wilkes-Barre, PA	22.4737	21.1694
42644	Seattle-Bellevue-Everett, WA	30.2542	28.5401
43100	Sheboygan, WI	23.6253	21.7349
43300	Sherman-Denison, TX	25.3572	23.6883
43340	Shreveport-Bossier City, LA	24.0680	22.4781
43580	Sioux City, IA-NE-SD	23.8692	22.3369
43620	Sioux Falls, SD	24.8177	23.2554
43780	South Bend-Mishawaka, IN-MI	24.8698	23.9976
43900	Spartanburg, SC	25.0993	22.7045
44060	Spokane, WA	28.0569	26.7798
44100	Springfield, IL	23.0210	21.7501

CBSA Code	Urban Area	FY 2005 Average Hourly Wage	3-Year Average Hourly Wage
44140	Springfield, MA	26.8296	26.0807
44180	Springfield, MO	22.5708	21.0960
44220	Springfield, OH	23.0445	21.8275
44300	State College, PA	22.3162	21.5732
44700	Stockton, CA	27.8990	26.0691
44940	Sumter, SC	22.4370	20.6984
45060	Syracuse, NY	24.9975	23.7141
45104	Tacoma, WA	29.1935	27.4442
45220	Tallahassee, FL	22.8581	21.2627
45300	Tampa-St. Petersburg-Clearwater, FL	23.9223	22.5108
45460	Terre Haute, IN	22.4530	20.9634
45500	Texarkana, TX-Texarkana, AR	22.1839	20.3901
45780	Toledo, OH	25.0819	23.6884
45820	Topeka, KS	23.4531	22.4604
45940	Trenton-Ewing, NJ	27.0688	25.7907
46060	Tucson, AZ	23.5817	22.0853
46140	Tulsa, OK	22.9793	21.5833
46220	Tuscaloosa, AL	21.9842	20.2474
46340	Tyler, TX	25.0872	23.6562
46540	Utica-Rome, NY	21.9221	20.8663
46660	Valdosta, GA	21.9706	20.8809
46700	Vallejo-Fairfield, CA	37.6173	35.5959
46940	Vero Beach, FL	25.0220	24.0746
47020	Victoria, TX	22.2922	20.7356
47220	Vineland-Millville-Bridgeton, NJ	27.8754	26.3271
47260	Virginia Beach-Norfolk-Newport News, VA-NC	23.5357	21.6164
47300	Visalia-Porterville, CA	26.5489	24.4211
47380	Waco, TX	21.4872	20.3478
47580	Warner Robins, GA	22.3972	21.5398
47644	Warren-Farmington Hills-Troy, MI	26.6502	24.9390
47894	Washington-Arlington-Alexandria, DC-VA-MD-WV	29.0679	27.2114
47940	Waterloo-Cedar Falls, IA	22.7478	20.6139
48140	Wausau, WI	25.3807	24.1138
48260	Weirton-Steubenville, WV-OH	21.8130	21.0260
48300	Wenatchee, WA	24.8143	25.4138
48424	West Palm Beach-Boca Raton-Boynton Beach, FL	26.4833	24.6693
48540	Wheeling, WV-OH	19.6365	18.6490
48620	Wichita, KS	24.9343	23.2983

CBSA Code	Urban Area	FY 2005 Average Hourly Wage	3-Year Average Hourly Wage
48660	Wichita Falls, TX	22.0520	20.6849
48700	Williamsport, PA	22.3438	20.8672
48864	Wilmington, DE-MD-NJ	29.2489	27.3031
48900	Wilmington, NC	24.3196	23.5826
49020	Winchester, VA-WV	27.6425	25.3820
49180	Winston-Salem, NC	24.8079	22.9904
49340	Worcester, MA	29.0017	27.6736
49420	Yakima, WA	27.1993	25.8591
49500	Yauco, PR	11.8458	11.5366
49620	York-Hanover, PA	24.1275	22.5965
49660	Youngstown-Warren-Boardman, OH-PA	24.3420	22.4749
49700	Yuba City, CA	27.3673	25.5360
49740	Yuma, AZ	23.5229	21.8802

<sup>1</sup> The new MSA is empty for FY 2005. The hospital(s) in the new MSA received rural status under section 401 of the Balanced Budget Refinement Act of 1999 (P.L. 106-113). The new MSA is assigned the statewide rural wage index (see Table 4B).

**TABLE 3B<sub>1</sub>--FY 2005 AND 3-YEAR\* AVERAGE HOURLY WAGE  
FOR RURAL AREAS BY MSA**

[\*Based on the sum of the salaries and hours computed for Federal Fiscal Years  
2003, 2004, and 2005]

MSA Code	Nonurban Area	FY 2005 Average Hourly Wage	3-Year Average Hourly Wage
01	Alabama	20.1828	18.8359
02	Alaska	30.6504	29.5578
03	Arizona	24.1175	22.4726
04	Arkansas	20.3743	19.1319
05	California	26.9980	24.9641
06	Colorado	24.6657	23.3236
07	Connecticut	30.5346	29.2218
08	Delaware	25.0556	23.2847
10	Florida	22.9690	21.8949
11	Georgia	21.7759	20.5912
12	Hawaii	27.8337	25.4946
13	Idaho	23.2509	22.0090
14	Illinois	22.0071	20.6632
15	Indiana	23.0411	21.9410
16	Iowa	22.5463	21.2001
17	Kansas	21.4307	20.2401
18	Kentucky	20.7111	19.8533
19	Louisiana	19.2908	18.4719
20	Maine	23.7968	22.1309
21	Maryland	24.1906	22.5573
22	Massachusetts	26.8798	25.7262
23	Michigan	23.0411	22.0389
24	Minnesota	24.6192	23.1496
25	Mississippi	20.0355	19.0572
26	Missouri	21.1963	20.0497
27	Montana	22.9175	21.6358
28	Nebraska	23.8325	22.1791
29	Nevada	25.9120	24.2862
30	New Hampshire	26.1804	24.7617
31	New Jersey <sup>1</sup>	-----	-----
32	New Mexico	22.4969	21.2690
33	New York	22.1922	21.0729
34	North Carolina	22.4236	21.2058
35	North Dakota	20.4303	19.4894

MSA Code	Nonurban Area	FY 2005 Average Hourly Wage	3-Year Average Hourly Wage
36	Ohio	23.0905	21.7216
37	Oklahoma	19.9435	18.7922
38	Oregon	26.4640	25.0088
39	Pennsylvania	22.0021	20.8199
40	Puerto Rico	10.6730	10.2369
41	Rhode Island <sup>1</sup>	-----	-----
42	South Carolina	22.8364	21.3284
43	South Dakota	22.1024	20.3966
44	Tennessee	20.8301	19.5892
45	Texas	20.9376	19.5386
46	Utah	23.3426	22.4609
47	Vermont	24.6639	23.2485
49	Virginia	22.3781	21.0513
50	Washington	26.5290	25.6796
51	West Virginia	21.3518	19.9806
52	Wisconsin	25.0336	23.2392
53	Wyoming	24.1793	22.7970

<sup>1</sup>All counties within the State are classified as urban.

**TABLE 3B<sub>2</sub>--FY 2005 AND 3-YEAR\* AVERAGE HOURLY WAGE  
FOR RURAL AREAS BY CBSA**

[\*Based on the sum of the salaries and hours computed for Federal Fiscal  
Years 2003, 2004, and 2005]

CBSA Code	Nonurban Area	FY 2005 Average Hourly Wage	3-Year Average Hourly Wage
01	Alabama	20.1577	18.9129
02	Alaska	30.9321	29.8404
03	Arizona	23.5812	22.1846
04	Arkansas	19.5944	18.5049
05	California	27.4740	25.4288
06	Colorado	24.6657	23.3236
07	Connecticut	30.5346	29.2218
08	Delaware	25.0556	23.2847
10	Florida	22.5621	21.4494
11	Georgia	20.4374	19.4849
12	Hawaii	27.8337	25.4946
13	Idaho	21.7095	20.6814



CBSA Code	Nonurban Area	FY 2005 Average Hourly Wage	3-Year Average Hourly Wage
14	Illinois	22.0034	20.6089
15	Indiana	22.8209	21.6877
16	Iowa	22.3507	21.0297
17	Kansas	21.4151	20.2332
18	Kentucky	20.4810	19.6437
19	Louisiana	19.4279	18.6383
20	Maine	23.7968	22.1309
21	Maryland	24.3189	22.5211
22	Massachusetts <sup>1</sup>	-----	-----
23	Michigan	23.1554	22.1713
24	Minnesota	24.5953	23.1142
25	Mississippi	20.1658	19.1614
26	Missouri	21.1133	19.8956
27	Montana	22.9175	21.6358
28	Nebraska	23.8325	22.1791
29	Nevada	24.4792	23.4954
30	New Hampshire	26.1804	24.7617
31	New Jersey <sup>1</sup>	-----	-----
32	New Mexico	22.8943	21.2417
33	New York	21.5274	20.4926
34	North Carolina	22.5935	21.3531
35	North Dakota	20.4303	19.4894
36	Ohio	22.9154	21.6164
37	Oklahoma	20.3290	19.0401
38	Oregon	26.1091	24.7246
39	Pennsylvania	21.9033	20.7235
40	Puerto Rico <sup>1</sup>	-----	-----
41	Rhode Island <sup>1</sup>	-----	-----
42	South Carolina	22.9476	21.3899
43	South Dakota	22.1186	20.4085
44	Tennessee	20.8158	19.5387
45	Texas	21.0808	19.7050
46	Utah	21.8721	20.9975
47	Vermont	24.6639	23.2485
49	Virginia	21.2530	20.1324
50	Washington	27.1774	25.9243
51	West Virginia	20.7798	19.4786
52	Wisconsin	25.0166	23.2168
53	Wyoming	24.1793	22.7970

<sup>1</sup>All counties within the State or territory are classified as urban.

**Table 4A1--WAGE INDEX AND CAPITAL GEOGRAPHIC  
ADJUSTMENT FACTOR (GAF)  
FOR URBAN AREAS BY MSA**

<b>MSA Code</b>	<b>Urban Area (Constituent Counties)</b>	<b>Wage Index</b>	<b>GAF</b>
0040	Abilene, TX Taylor, TX	0.8026	0.8602
0060	Aguadilla, PR Aguada, PR Aguadilla, PR Moca, PR	0.4287	0.5599
0080	Akron, OH Portage, OH Summit, OH	0.9042	0.9334
0120	Albany, GA Dougherty, GA Lee, GA	1.1277	1.0858
0160	Albany-Schenectady-Troy, NY Albany, NY Montgomery, NY Rensselaer, NY Saratoga, NY Schenectady, NY Schoharie, NY	0.8587	0.9009
0200	Albuquerque, NM Bernalillo, NM Sandoval, NM Valencia, NM	1.0486	1.0330
0220	Alexandria, LA Rapides, LA	0.8178	0.8713
0240	Allentown-Bethlehem-Easton, PA Carbon, PA Lehigh, PA Northampton, PA	0.9557	0.9694
0280	Altoona, PA Blair, PA	0.8452	0.8912
0320	Amarillo, TX Potter, TX Randall, TX	0.9177	0.9429
0380	Anchorage, AK Anchorage, AK	1.2164	1.1436

MSA Code	Urban Area (Constituent Counties)	Wage Index	GAF
0440	Ann Arbor, MI Lenawee, MI Livingston, MI Washtenaw, MI	1.0829	1.0561
0450	Anniston, AL Calhoun, AL	0.7949	0.8545
0460	<sup>2</sup> Appleton-Oshkosh-Neenah, WI Calumet, WI Outagamie, WI Winnebago, WI	0.9496	0.9652
0470	<sup>2</sup> Arecibo, PR Arecibo, PR Camuy, PR Hatillo, PR	0.4049	0.5384
0480	Asheville, NC Buncombe, NC Madison, NC	0.9525	0.9672
0500	Athens, GA Clarke, GA Madison, GA Oconee, GA	1.0173	1.0118
0520	<sup>1</sup> Atlanta, GA Barrow, GA Bartow, GA Carroll, GA Cherokee, GA Clayton, GA Cobb, GA Coweta, GA DeKalb, GA Douglas, GA Fayette, GA Forsyth, GA Fulton, GA Gwinnett, GA Henry, GA Newton, GA Paulding, GA Pickens, GA Rockdale, GA Spalding, GA Walton, GA	0.9960	0.9973

MSA Code	Urban Area (Constituent Counties)	Wage Index	GAF
0560	<sup>2</sup> Atlantic-Cape May, NJ Atlantic, NJ Cape May, NJ	1.1788	1.1192
0580	Auburn-Opelika, AL Lee, AL	0.8221	0.8745
0600	Augusta-Aiken, GA-SC Columbia, GA McDuffie, GA Richmond, GA Aiken, SC Edgefield, SC	0.9209	0.9451
0640	<sup>1</sup> Austin-San Marcos, TX Bastrop, TX Caldwell, TX Hays, TX Travis, TX Williamson, TX	0.9597	0.9722
0680	<sup>2</sup> Bakersfield, CA Kern, CA	1.0241	1.0164
0720	<sup>1</sup> Baltimore, MD Anne Arundel, MD Baltimore, MD Baltimore City, MD Carroll, MD Harford, MD Howard, MD Queen Anne's, MD	0.9892	0.9926
0733	Bangor, ME Penobscot, ME	0.9937	0.9957
0743	Barnstable-Yarmouth, MA Barnstable, MA	1.2327	1.1540
0760	Baton Rouge, LA Ascension, LA East Baton Rouge, LA Livingston, LA West Baton Rouge, LA	0.8356	0.8843
0840	Beaumont-Port Arthur, TX Hardin, TX Jefferson, TX Orange, TX	0.8617	0.9031
0860	Bellingham, WA Whatcom, WA	1.1605	1.1073

MSA Code	Urban Area (Constituent Counties)	Wage Index	GAF
0870	Benton Harbor, MI Berrien, MI	0.8901	0.9234
0875	<sup>1</sup> Bergen-Passaic, NJ Bergen, NJ Passaic, NJ	1.2011	1.1337
0880	Billings, MT Yellowstone, MT	0.8973	0.9285
0920	Biloxi-Gulfport-Pascagoula, MS Hancock, MS Harrison, MS Jackson, MS	0.8637	0.9045
0960	Binghamton, NY Broome, NY Tioga, NY	0.8464	0.8921
1000	Birmingham, AL Blount, AL Jefferson, AL St. Clair, AL Shelby, AL	0.9198	0.9444
1010	<sup>2</sup> Bismarck, ND Burleigh, ND Morton, ND	0.7750	0.8398
1020	<sup>2</sup> Bloomington, IN Monroe, IN	0.8740	0.9119
1040	Bloomington-Normal, IL McLean, IL	0.9110	0.9382
1080	Boise City, ID Ada, ID Canyon, ID	0.9338	0.9542
1123	<sup>1</sup> Boston-Worcester-Lawrence-Lowell-Brockton, MA-NH Bristol, MA Essex, MA Middlesex, MA Norfolk, MA Plymouth, MA Suffolk, MA Worcester, MA Hillsborough, NH Merrimack, NH Rockingham, NH Strafford, NH	1.1285	1.0863

MSA Code	Urban Area (Constituent Counties)	Wage Index	GAF
1125	Boulder-Longmont, CO Boulder, CO	1.0044	1.0030
1145	Brazoria, TX Brazoria, TX	0.8535	0.8972
1150	Bremerton, WA Kitsap, WA	1.0608	1.0412
1240	Brownsville-Harlingen-San Benito, TX Cameron, TX	1.0158	1.0108
1260	Bryan-College Station, TX Brazos, TX	0.9221	0.9460
1280	<sup>1</sup> Buffalo-Niagara Falls, NY Erie, NY Niagara, NY	0.9332	0.9538
1303	<sup>2</sup> Burlington, VT Chittenden, VT Franklin, VT Grand Isle, VT	0.9446	0.9617
1310	Caguas, PR Caguas, PR Cayey, PR Cidra, PR Gurabo, PR San Lorenzo, PR	0.4062	0.5396
1320	Canton-Massillon, OH Carroll, OH Stark, OH	0.8908	0.9239
1350	Casper, WY Natrona, WY	0.9327	0.9534
1360	Cedar Rapids, IA Linn, IA	0.8963	0.9278
1400	Champaign-Urbana, IL Champaign, IL	0.9573	0.9706
1440	Charleston-North Charleston, SC Berkeley, SC Charleston, SC Dorchester, SC	0.9415	0.9596
1480	Charleston, WV Kanawha, WV Putnam, WV	0.8877	0.9217

MSA Code	Urban Area (Constituent Counties)	Wage Index	GAF
1520	<sup>1</sup> Charlotte-Gastonia-Rock Hill, NC-SC Cabarrus, NC Gaston, NC Lincoln, NC Mecklenburg, NC Rowan, NC Stanly, NC Union, NC York, SC	0.9671	0.9774
1540	Charlottesville, VA Albemarle, VA Charlottesville City, VA Fluvanna, VA Greene, VA	1.0292	1.0199
1560	Chattanooga, TN-GA Catoosa, GA Dade, GA Walker, GA Hamilton, TN Marion, TN	0.9208	0.9451
1580	<sup>2</sup> Cheyenne, WY Laramie, WY	0.9172	0.9425
1600	<sup>1</sup> Chicago, IL Cook, IL DeKalb, IL DuPage, IL Grundy, IL Kane, IL Kendall, IL Lake, IL McHenry, IL Will, IL	1.0849	1.0574
1620	Chico-Paradise, CA Butte, CA	1.0546	1.0371

MSA Code	Urban Area (Constituent Counties)	Wage Index	GAF
1640	<sup>1</sup> Cincinnati, OH-KY-IN Dearborn, IN Ohio, IN Boone, KY Campbell, KY Gallatin, KY Grant, KY Kenton, KY Pendleton, KY Brown, OH Clermont, OH Hamilton, OH Warren, OH	0.9574	0.9706
1660	Clarksville-Hopkinsville, TN-KY Christian, KY Montgomery, TN	0.8109	0.8663
1680	<sup>1</sup> Cleveland-Lorain-Elyria, OH Ashtabula, OH Cuyahoga, OH Geauga, OH Lake, OH Lorain, OH Medina, OH	0.9620	0.9738
1720	Colorado Springs, CO El Paso, CO	0.9771	0.9843
1740	Columbia, MO Boone, MO	0.8388	0.8866
1760	Columbia, SC Lexington, SC Richland, SC	0.9459	0.9626
1800	Columbus, GA-AL Russell, AL Chattahoochee, GA Harris, GA Muscogee, GA	0.8691	0.9084
1840	<sup>1</sup> Columbus, OH Delaware, OH Fairfield, OH Franklin, OH Licking, OH Madison, OH Pickaway, OH	0.9751	0.9829



MSA Code	Urban Area (Constituent Counties)	Wage Index	GAF
1880	Corpus Christi, TX Nuecés, TX San Patricio, TX	0.8645	0.9051
1890	Corvallis, OR Benton, OR	1.0534	1.0363
1900	<sup>2</sup> Cumberland, MD-WV (MD Hospitals) Allegany, MD Mineral, WV	0.9176	0.9428
1900	Cumberland, MD-WV (WV Hospitals) Allegany, MD Mineral, WV	0.8652	0.9056
1920	<sup>1</sup> Dallas, TX Collin, TX Dallas, TX Denton, TX Ellis, TX Henderson, TX Hunt, TX Kaufman, TX Rockwall, TX	1.0043	1.0029
1950	Danville, VA Danville City, VA Pittsylvania, VA	0.8660	0.9062
1960	Davenport-Moline-Rock Island, IA-IL Scott, IA Henry, IL Rock Island, IL	0.8758	0.9132
2000	Dayton-Springfield, OH Clark, OH Greene, OH Miami, OH Montgomery, OH	0.9227	0.9464
2020	Daytona Beach, FL Flagler, FL Volusia, FL	0.8899	0.9232
2030	Decatur, AL Lawrence, AL Morgan, AL	0.8893	0.9228
2040	<sup>2</sup> Decatur, IL Macon, IL	0.8348	0.8837

MSA Code	Urban Area (Constituent Counties)	Wage Index	GAF
2080	<sup>1</sup> Denver, CO Adams, CO Arapahoe, CO Broomfield, CO Denver, CO Douglas, CO Jefferson, CO	1.0879	1.0594
2120	Des Moines, IA Dallas, IA Polk, IA Warren, IA	0.9266	0.9491
2160	<sup>1</sup> Detroit, MI Lapeer, MI Macomb, MI Monroe, MI Oakland, MI St. Clair, MI Wayne, MI	1.0232	1.0158
2180	<sup>2</sup> Dothan, AL Dale, AL Houston, AL	0.7656	0.8328
2190	Dover, DE Kent, DE	0.9866	0.9908
2200	Dubuque, IA Dubuque, IA	0.8730	0.9112
2240	Duluth-Superior, MN-WI St. Louis, MN Douglas, WI	1.0345	1.0235
2281	Dutchess County, NY Dutchess, NY	1.1659	1.1108
2290	<sup>2</sup> Eau Claire, WI Chippewa, WI Eau Claire, WI	0.9496	0.9652
2320	El Paso, TX El Paso, TX	0.9096	0.9372
2330	Elkhart-Goshen, IN Elkhart, IN	0.9257	0.9485
2335	Elmira, NY Chemung, NY	0.8464	0.8921
2340	Enid, OK Garfield, OK	0.9008	0.9310

MSA Code	Urban Area (Constituent Counties)	Wage Index	GAF
2360	Erie, PA Erie, PA	0.8700	0.9090
2400	Eugene-Springfield, OR Lane, OR	1.0921	1.0622
2440	<sup>2</sup> Evansville-Henderson, IN-KY (IN Hospitals) Posey, IN Vanderburgh, IN Warrick, IN Henderson, KY	0.8740	0.9119
2440	Evansville-Henderson, IN-KY (KY Hospitals) Posey, IN Vanderburgh, IN Warrick, IN Henderson, KY	0.8409	0.8881
2520	Fargo-Moorhead, ND-MN Clay, MN Cass, ND	0.9189	0.9437
2560	Fayetteville, NC Cumberland, NC	0.9363	0.9559
2580	Fayetteville-Springdale-Rogers, AR Benton, AR Washington, AR	0.8670	0.9069
2620	Flagstaff, AZ-UT Coconino, AZ Kane, UT	1.0603	1.0409
2640	Flint, MI Genesee, MI	1.1165	1.0784
2650	Florence, AL Colbert, AL Lauderdale, AL	0.7906	0.8514
2655	Florence, SC Florence, SC	0.8983	0.9292
2670	Fort Collins-Loveland, CO Larimer, CO	1.0230	1.0157
2680	<sup>1</sup> Ft. Lauderdale, FL Broward, FL	1.0382	1.0260
2700	Fort Myers-Cape Coral, FL Lee, FL	0.9338	0.9542
2710	Fort Pierce-Port St. Lucie, FL Martin, FL St. Lucie, FL	1.0093	1.0064

MSA Code	Urban Area (Constituent Counties)	Wage Index	GAF
2720	Fort Smith, AR-OK Crawford, AR Sebastian, AR Sequoyah, OK	0.8320	0.8817
2750	Fort Walton Beach, FL Okaloosa, FL	0.8781	0.9148
2760	Fort Wayne, IN Adams, IN Allen, IN De Kalb, IN Huntington, IN Wells, IN Whitley, IN	0.9731	0.9815
2800	<sup>1</sup> Forth Worth-Arlington, TX Hood, TX Johnson, TX Parker, TX Tarrant, TX	0.9539	0.9682
2840	Fresno, CA Fresno, CA Madera, CA	1.0509	1.0346
2880	Gadsden, AL Etowah, AL	0.8077	0.8639
2900	Gainesville, FL Alachua, FL	0.9446	0.9617
2920	Galveston-Texas City, TX Galveston, TX	0.9387	0.9576
2960	Gary, IN Lake, IN Porter, IN	0.9337	0.9541
2975	Glens Falls, NY Warren, NY Washington, NY	0.8486	0.8937
2980	Goldsboro, NC Wayne, NC	0.8776	0.9145
2985	Grand Forks, ND-MN (ND Hospitals) Polk, MN Grand Forks, ND	0.9147	0.9408
2985	<sup>2</sup> Grand Forks, ND-MN (MN Hospitals) Polk, MN Grand Forks, ND	0.9339	0.9542

MSA Code	Urban Area (Constituent Counties)	Wage Index	GAF
2995	Grand Junction, CO Mesa, CO	0.9932	0.9953
3000	<sup>1</sup> Grand Rapids-Muskegon-Holland, MI Allegan, MI Kent, MI Muskegon, MI Ottawa, MI	0.9523	0.9671
3040	Great Falls, MT Cascade, MT	0.8831	0.9184
3060	Greeley, CO Weld, CO	0.9732	0.9816
3080	Green Bay, WI Brown, WI	0.9573	0.9706
3120	<sup>1</sup> Greensboro-Winston-Salem-High Point, NC Alamance, NC Davidson, NC Davie, NC Forsyth, NC Guilford, NC Randolph, NC Stokes, NC Yadkin, NC	0.9324	0.9532
3150	Greenville, NC Pitt, NC	0.9179	0.9430
3160	Greenville-Spartanburg-Anderson, SC Anderson, SC Cherokee, SC Greenville, SC Pickens, SC Spartanburg, SC	0.9383	0.9573
3180	Hagerstown, MD Washington, MD	0.9982	0.9988
3200	Hamilton-Middletown, OH Butler, OH	0.9055	0.9343
3240	Harrisburg-Lebanon-Carlisle, PA Cumberland, PA Dauphin, PA Lebanon, PA Perry, PA	0.9299	0.9514

MSA Code	Urban Area (Constituent Counties)	Wage Index	GAF
3283	<sup>1,2</sup> Hartford, CT Hartford, CT Litchfield, CT Middlesex, CT Tolland, CT	1.1583	1.1059
3285	<sup>2</sup> Hattiesburg, MS Forrest, MS Lamar, MS	0.7600	0.8287
3290	Hickory-Morganton-Lenoir, NC Alexander, NC Burke, NC Caldwell, NC Catawba, NC	0.9510	0.9662
3320	Honolulu, HI Honolulu, HI	1.1025	1.0691
3350	Houma, LA Lafourche, LA Terrebonne, LA	0.7761	0.8407
3360	<sup>1</sup> Houston, TX Chambers, TX Fort Bend, TX Harris, TX Liberty, TX Montgomery, TX Waller, TX	1.0122	1.0083
3400	Huntington-Ashland, WV-KY-OH Boyd, KY Carter, KY Greenup, KY Lawrence, OH Cabell, WV Wayne, WV	0.9560	0.9697
3440	Huntsville, AL Limestone, AL Madison, AL	0.8826	0.9180

MSA Code	Urban Area (Constituent Counties)	Wage Index	GAF
3480	<sup>1</sup> Indianapolis, IN Boone, IN Hamilton, IN Hancock, IN Hendricks, IN Johnson, IN Madison, IN Marion, IN Morgan, IN Shelby, IN	1.0033	1.0023
3500	Iowa City, IA Johnson, IA	0.9649	0.9758
3520	Jackson, MI Jackson, MI	0.9133	0.9398
3560	Jackson, MS Hinds, MS Madison, MS Rankin, MS	0.8396	0.8872
3580	Jackson, TN Madison, TN Chester, TN	0.8891	0.9227
3600	<sup>1</sup> Jacksonville, FL Clay, FL Duval, FL Nassau, FL St. Johns, FL	0.9553	0.9692
3605	<sup>2</sup> Jacksonville, NC Onslow, NC	0.8506	0.8951
3610	<sup>2</sup> Jamestown, NY Chautauqua, NY	0.8418	0.8888
3620	Janesville-Beloit, WI Rock, WI	0.9597	0.9722
3640	<sup>2</sup> Jersey City, NJ Hudson, NJ	1.1788	1.1192

MSA Code	Urban Area (Constituent Counties)	Wage Index	GAF
3660	Johnson City-Kingsport-Bristol, TN-VA (TN Hospitals) Carter, TN Hawkins, TN Sullivan, TN Unicoi, TN Washington, TN Bristol City, VA Scott, VA Washington, VA	0.8206	0.8734
3660	<sup>2</sup> Johnson City-Kingsport-Bristol, TN-VA (VA Hospitals) Carter, TN Hawkins, TN Sullivan, TN Unicoi, TN Washington, TN Bristol City, VA Scott, VA Washington, VA	0.8489	0.8939
3680	<sup>2</sup> Johnstown, PA Cambria, PA Somerset, PA	0.8346	0.8835
3700	Jonesboro, AR Craighead, AR	0.8229	0.8750
3710	Joplin, MO Jasper, MO Newton, MO	0.8725	0.9108
3720	Kalamazoo-Battlecreek, MI Calhoun, MI Kalamazoo, MI Van Buren, MI	1.0355	1.0242
3740	Kankakee, IL Kankakee, IL	1.0618	1.0419



MSA Code	Urban Area (Constituent Counties)	Wage Index	GAF
3760	<sup>1</sup> Kansas City, KS-MO Johnson, KS Leavenworth, KS Miami, KS Wyandotte, KS Cass, MO Clay, MO Clinton, MO Jackson, MO Lafayette, MO Platte, MO Ray, MO	0.9629	0.9744
3800	Kenosha, WI Kenosha, WI	0.9765	0.9838
3810	Killeen-Temple, TX Bell, TX Coryell, TX	0.9276	0.9498
3840	Knoxville, TN Anderson, TN Blount, TN Knox, TN Loudon, TN Sevier, TN Union, TN	0.8524	0.8964
3850	Kokomo, IN Howard, IN Tipton, IN	0.9023	0.9320
3870	<sup>2</sup> La Crosse, WI-MN Houston, MN La Crosse, WI	0.9496	0.9652
3880	Lafayette, LA Acadia, LA Lafayette, LA St. Landry, LA St. Martin, LA	0.8116	0.8668
3920	Lafayette, IN Clinton, IN Tippecanoe, IN	0.9051	0.9340
3960	Lake Charles, LA Calcasieu, LA	0.7964	0.8556
3980	Lakeland-Winter Haven, FL Polk, FL	0.8943	0.9264

MSA Code	Urban Area (Constituent Counties)	Wage Index	GAF
4000	Lancaster, PA Lancaster, PA	0.9896	0.9929
4040	Lansing-East Lansing, MI Clinton, MI Eaton, MI Ingham, MI	0.9653	0.9761
4080	Laredo, TX Webb, TX	0.8775	0.9144
4100	Las Cruces, NM Dona Ana, NM	0.8759	0.9133
4120	<sup>1</sup> Las Vegas, NV-AZ Mohave, AZ Clark, NV Nye, NV	1.1092	1.0736
4150	<sup>2</sup> Lawrence, KS Douglas, KS	0.8103	0.8658
4200	Lawton, OK Comanche, OK	0.8249	0.8765
4243	Lewiston-Auburn, ME Androscoggin, ME	0.9552	0.9691
4280	Lexington, KY Bourbon, KY Clark, KY Fayette, KY Jessamine, KY Madison, KY Scott, KY Woodford, KY	0.8034	0.8608
4320	Lima, OH Allen, OH Auglaize, OH	0.9239	0.9472
4360	Lincoln, NE Lancaster, NE	1.0180	1.0123
4400	Little Rock-North Little Rock, AR Faulkner, AR Lonoke, AR Pulaski, AR Saline, AR	0.8840	0.9190

MSA Code	Urban Area (Constituent Counties)	Wage Index	GAF
4420	Longview-Marshall, TX Gregg, TX Harrison, TX Upshur, TX	0.8743	0.9121
4480	<sup>1</sup> Los Angeles-Long Beach, CA Los Angeles, CA	1.1742	1.1162
4520	<sup>1</sup> Louisville, KY-IN Clark, IN Floyd, IN Harrison, IN Scott, IN Bullitt, KY Jefferson, KY Oldham, KY	0.9166	0.9421
4600	Lubbock, TX Lubbock, TX	0.8774	0.9143
4640	Lynchburg, VA Amherst, VA Bedford, VA Bedford City, VA Campbell, VA Lynchburg City, VA	0.9026	0.9322
4680	Macon, GA Bibb, GA Houston, GA Jones, GA Peach, GA Twiggs, GA	0.9625	0.9742
4720	Madison, WI Dane, WI	1.0390	1.0265
4800	Mansfield, OH Crawford, OH Richland, OH	0.9114	0.9384
4840	Mayaguez, PR Anasco, PR Cabo Rojo, PR Hormigueros, PR Mayaguez, PR Sabana Grande, PR San German, PR	0.4764	0.6018
4880	McAllen-Edinburg-Mission, TX Hidalgo, TX	0.8603	0.9021

MSA Code	Urban Area (Constituent Counties)	Wage Index	GAF
4890	Medford-Ashland, OR Jackson, OR	1.0533	1.0362
4900	Melbourne-Titusville-Palm Bay, FL Brevard, FL	0.9625	0.9742
4920	<sup>1</sup> Memphis, TN-AR-MS Crittenden, AR DeSoto, MS Fayette, TN Shelby, TN Tipton, TN	0.9239	0.9472
4940	Merced, CA Merced, CA	1.0526	1.0357
5000	<sup>1</sup> Miami, FL Dade, FL	1.0022	1.0015
5015	<sup>1,2</sup> Middlesex-Somerset-Hunterdon, NJ Hunterdon, NJ Middlesex, NJ Somerset, NJ	1.1788	1.1192
5080	<sup>1</sup> Milwaukee-Waukesha, WI Milwaukee, WI Ozaukee, WI Washington, WI Waukesha, WI	1.0081	1.0055
5120	<sup>1</sup> Minneapolis-St. Paul, MN-WI Anoka, MN Carver, MN Chisago, MN Dakota, MN Hennepin, MN Isanti, MN Ramsey, MN Scott, MN Sherburne, MN Washington, MN Wright, MN Pierce, WI St. Croix, WI	1.1044	1.0704
5140	Missoula, MT Missoula, MT	0.9630	0.9745
5160	Mobile, AL Baldwin, AL Mobile, AL	0.7934	0.8534

MSA Code	Urban Area (Constituent Counties)	Wage Index	GAF
5170	Modesto, CA Stanislaus, CA	1.1993	1.1325
5190	<sup>1,2</sup> Monmouth-Ocean, NJ Monmouth, NJ Ocean, NJ	1.1788	1.1192
5200	Monroe, LA Ouachita, LA	0.7917	0.8522
5240	Montgomery, AL Autauga, AL Elmore, AL Montgomery, AL	0.8311	0.8810
5280	<sup>2</sup> Muncie, IN Delaware, IN	0.8740	0.9119
5330	Myrtle Beach, SC Horry, SC	0.9017	0.9316
5345	Naples, FL Collier, FL	1.0531	1.0361
5360	<sup>1</sup> Nashville, TN Cheatham, TN Davidson, TN Dickson, TN Robertson, TN Rutherford TN Sumner, TN Williamson, TN Wilson, TN	1.0096	1.0066
5380	<sup>1</sup> Nassau-Suffolk, NY Nassau, NY Suffolk, NY	1.2942	1.1932
5483	<sup>1</sup> New Haven-Bridgeport-Stamford-Waterbury-Danbury, CT Fairfield, CT New Haven, CT	1.2272	1.1505
5523	New London-Norwich, CT New London, CT	1.1595	1.1067

MSA Code	Urban Area (Constituent Counties)	Wage Index	GAF
5560	<sup>1</sup> New Orleans, LA Jefferson, LA Orleans, LA Plaquemines, LA St. Bernard, LA St. Charles, LA St. James, LA St. John The Baptist, LA St. Tammany, LA	0.9100	0.9375
5600	<sup>1</sup> New York, NY Bronx, NY Kings, NY New York, NY Putnam, NY Queens, NY Richmond, NY Rockland, NY Westchester, NY	1.3596	1.2341
5640	<sup>1,2</sup> Newark, NJ Essex, NJ Morris, NJ Sussex, NJ Union, NJ Warren, NJ	1.1788	1.1192
5660	Newburgh, NY-PA Orange, NY Pike, PA	1.1171	1.0788

MSA Code	Urban Area (Constituent Counties)	Wage Index	GAF
5720	<sup>1</sup> Norfolk-Virginia Beach-Newport News, VA-NC Currituck, NC Chesapeake City, VA Gloucester, VA Hampton City, VA Isle of Wight, VA James City, VA Mathews, VA Newport News City, VA Norfolk City, VA Poquoson City, VA Portsmouth City, VA Suffolk City, VA Virginia Beach City VA Williamsburg City, VA York, VA	0.8928	0.9253
5775	<sup>1</sup> Oakland, CA Alameda, CA Contra Costa, CA	1.5338	1.3403
5790	Ocala, FL Marion, FL	0.9174	0.9427
5800	Odessa-Midland, TX Ector, TX Midland, TX	0.9631	0.9746
5880	<sup>1</sup> Oklahoma City, OK Canadian, OK Cleveland, OK Logan, OK McClain, OK Oklahoma, OK Pottawatomie, OK	0.8968	0.9281
5910	Olympia, WA Thurston, WA	1.1005	1.0678
5920	Omaha, NE-IA Pottawattamie, IA Cass, NE Douglas, NE Sarpy, NE Washington, NE	0.9740	0.9821
5945	<sup>1</sup> Orange County, CA Orange, CA	1.1701	1.1136

MSA Code	Urban Area (Constituent Counties)	Wage Index	GAF
5960	<sup>1</sup> Orlando, FL Lake, FL Orange, FL Osceola, FL Seminole, FL	0.9731	0.9815
5990	Owensboro, KY Davies, KY	0.8450	0.8911
6015	<sup>2</sup> Panama City, FL Bay, FL	0.8713	0.9100
6020	Parkersburg-Marietta, WV-OH (WV Hospitals) Washington, OH Wood, WV	0.8315	0.8813
6020	<sup>2</sup> Parkersburg-Marietta, WV-OH (OH Hospitals) Washington, OH Wood, WV	0.8759	0.9133
6080	<sup>2</sup> Pensacola, FL Escambia, FL Santa Rosa, FL	0.8713	0.9100
6120	Peoria-Pekin, IL Peoria, IL Tazewell, IL Woodford, IL	0.8913	0.9242
6160	<sup>1</sup> Philadelphia, PA-NJ (PA Hospitals) Burlington, NJ Camden, NJ Gloucester, NJ Salem, NJ Bucks, PA Chester, PA Delaware, PA Montgomery, PA Philadelphia, PA	1.0813	1.0550
6160	<sup>1,2</sup> Philadelphia, PA-NJ (NJ Hospitals) Burlington, NJ Camden, NJ Gloucester, NJ Salem, NJ Bucks, PA Chester, PA Delaware, PA Montgomery, PA Philadelphia, PA	1.1788	1.1192



MSA Code	Urban Area (Constituent Counties)	Wage Index	GAF
6200	<sup>1</sup> Phoenix-Mesa, AZ Maricopa, AZ Pinal, AZ	0.9985	0.9990
6240	Pine Bluff, AR Jefferson, AR	0.8700	0.9090
6280	<sup>1</sup> Pittsburgh, PA Allegheny, PA Beaver, PA Butler, PA Fayette, PA Washington, PA Westmoreland, PA	0.8743	0.9121
6323	Pittsfield, MA Berkshire, MA	1.0431	1.0293
6340	Pocatello, ID Bannock, ID	0.9589	0.9717
6360	Ponce, PR Guayanilla, PR Juana Diaz, PR Penuelas, PR Ponce, PR Villalba, PR Yauco, PR	0.4955	0.6183
6403	Portland, ME Cumberland, ME Sagadahoc, ME York, ME	1.0102	1.0070
6440	<sup>1</sup> Portland-Vancouver, OR-WA Clackamas, OR Columbia, OR Multnomah, OR Washington, OR Yamhill, OR Clark, WA	1.1371	1.0920
6483	<sup>1</sup> Providence-Warwick-Pawtucket, RI Bristol, RI Kent, RI Newport, RI Providence, RI Washington, RI	1.1046	1.0705
6520	Provo-Orem, UT Utah, UT	0.9596	0.9722

MSA Code	Urban Area (Constituent Counties)	Wage Index	GAF
6560	<sup>2</sup> Pueblo, CO Pueblo, CO	0.9356	0.9554
6580	Punta Gorda, FL Charlotte, FL	0.9451	0.9621
6600	<sup>2</sup> Racine, WI Racine, WI	0.9496	0.9652
6640	<sup>1</sup> Raleigh-Durham-Chapel Hill, NC Chatham, NC Durham, NC Franklin, NC Johnston, NC Orange, NC Wake, NC	1.0224	1.0153
6660	Rapid City, SD Pennington, SD	0.8919	0.9246
6680	Reading, PA Berks, PA	0.9218	0.9458
6690	Redding, CA Shasta, CA	1.1830	1.1220
6720	Reno, NV Washoe, NV	1.0446	1.0303
6740	Richland-Kennewick-Pasco, WA Benton, WA Franklin, WA	1.0508	1.0345
6760	Richmond-Petersburg, VA Charles City County, VA Chesterfield, VA Colonial Heights City, VA Dinwiddie, VA Goochland, VA Hanover, VA Henrico, VA Hopewell City, VA New Kent, VA Petersburg City, VA Powhatan, VA Prince George, VA Richmond City, VA	0.9379	0.9570
6780	<sup>1</sup> Riverside-San Bernardino, CA Riverside, CA San Bernardino, CA	1.0979	1.0660

MSA Code	Urban Area (Constituent Counties)	Wage Index	GAF
6800	<sup>2</sup> Roanoke, VA Botetourt, VA Roanoke, VA Roanoke City, VA Salem City, VA	0.8489	0.8939
6820	Rochester, MN Olmsted, MN	1.1490	1.0998
6840	<sup>1</sup> Rochester, NY Genesee, NY Livingston, NY Monroe, NY Ontario, NY Orleans, NY Wayne, NY	0.9198	0.9444
6880	Rockford, IL Boone, IL Ogle, IL Winnebago, IL	0.9607	0.9729
6895	Rocky Mount, NC Edgecombe, NC Nash, NC	0.8997	0.9302
6920	<sup>1</sup> Sacramento, CA El Dorado, CA Placer, CA Sacramento, CA	1.1829	1.1219
6960	Saginaw-Bay City-Midland, MI Bay, MI Midland, MI Saginaw, MI	0.9725	0.9811
6980	St. Cloud, MN Benton, MN Stearns, MN	1.0271	1.0185
7000	<sup>2</sup> St. Joseph, MO Andrew, MO Buchanan, MO	0.8041	0.8613

MSA Code	Urban Area (Constituent Counties)	Wage Index	GAF
7040	<sup>1</sup> St. Louis, MO-IL Clinton, IL Jersey, IL Madison, IL Monroe, IL St. Clair, IL Franklin, MO Jefferson, MO Lincoln, MO St. Charles, MO St. Louis, MO St. Louis City, MO Warren, MO	0.9085	0.9364
7080	Salem, OR Marion, OR Polk, OR	1.0549	1.0373
7120	Salinas, CA Monterey, CA	1.3820	1.2480
7160	<sup>1</sup> Salt Lake City-Ogden, UT Davis, UT Salt Lake, UT Weber, UT	0.9491	0.9649
7200	San Angelo, TX Tom Green, TX	0.8174	0.8710
7240	<sup>1</sup> San Antonio, TX Bexar, TX Comal, TX Guadalupe, TX Wilson, TX	0.9020	0.9318
7320	<sup>1</sup> San Diego, CA San Diego, CA	1.1260	1.0847
7360	<sup>1</sup> San Francisco, CA Marin, CA San Francisco, CA San Mateo, CA	1.4694	1.3015
7400	<sup>1</sup> San Jose, CA Santa Clara, CA	1.4734	1.3040

MSA Code	Urban Area (Constituent Counties)	Wage Index	GAF
7440	<sup>1</sup> San Juan-Bayamon, PR Aguas Buenas, PR Barceloneta, PR Bayamon, PR Canovanas, PR Carolina, PR Catano, PR Ceiba, PR Comerio, PR Corozal, PR Dorado, PR Fajardo, PR Florida, PR Guaynabo, PR Humacao, PR Juncos, PR Los Piedras, PR Loiza, PR Luguillo, PR Manati, PR Morovis, PR Naguabo, PR Naranjito, PR Rio Grande, PR San Juan, PR Toa Alta, PR Toa Baja, PR Trujillo Alto, PR Vega Alta, PR Vega Baja, PR Yabucoa, PR	0.4801	0.6050
7460	San Luis Obispo-Atascadero-Paso Robles, CA San Luis Obispo, CA	1.1115	1.0751
7480	Santa Barbara-Santa Maria-Lompoc, CA Santa Barbara, CA	1.0757	1.0512
7485	Santa Cruz-Watsonville, CA Santa Cruz, CA	1.4759	1.3055
7490	Santa Fe, NM Los Alamos, NM Santa Fe, NM	1.0565	1.0384
7500	Santa Rosa, CA Sonoma, CA	1.2938	1.1929

MSA Code	Urban Area (Constituent Counties)	Wage Index	GAF
7510	Sarasota-Bradenton, FL Manatee, FL Sarasota, FL	0.9610	0.9731
7520	Savannah, GA Bryan, GA Chatham, GA Effingham, GA	0.9464	0.9630
7560	Scranton--Wilkes-Barre--Hazleton, PA Columbia, PA Lackawanna, PA Luzerne, PA Wyoming, PA	0.8505	0.8950
7600	<sup>1</sup> Seattle-Bellevue-Everett, WA Island, WA King, WA Snohomish, WA	1.1463	1.0980
7610	<sup>2</sup> Sharon, PA Mercer, PA	0.8346	0.8835
7620	<sup>2</sup> Sheboygan, WI Sheboygan, WI	0.9496	0.9652
7640	Sherman-Denison, TX Grayson, TX	0.9619	0.9737
7680	Shreveport-Bossier City, LA Bossier, LA Caddo, LA Webster, LA	0.9108	0.9380
7720	Sioux City, IA-NE Woodbury, IA Dakota, NE	0.9079	0.9360
7760	Sioux Falls, SD Lincoln, SD Minnehaha, SD	0.9414	0.9595
7800	South Bend, IN St. Joseph, IN	0.9434	0.9609
7840	Spokane, WA Spokane, WA	1.0643	1.0436
7880	Springfield, IL Menard, IL Sangamon, IL	0.8732	0.9113

MSA Code	Urban Area (Constituent Counties)	Wage Index	GAF
7920	Springfield, MO Christian, MO Greene, MO Webster, MO	0.8600	0.9019
8003	<sup>2</sup> Springfield, MA Hampden, MA Hampshire, MA	1.0196	1.0134
8050	State College, PA Centre, PA	0.8465	0.8922
8080	<sup>2</sup> Steubenville-Weirton, OH-WV (OH Hospitals) Jefferson, OH Brooke, WV Hancock, WV	0.8759	0.9133
8080	Steubenville-Weirton, OH-WV (WV Hospitals) Jefferson, OH Brooke, WV Hancock, WV	0.8274	0.8783
8120	Stockton-Lodi, CA San Joaquin, CA	1.0583	1.0396
8140	<sup>2</sup> Sumter, SC Sumter, SC	0.8662	0.9063
8160	Syracuse, NY Cayuga, NY Madison, NY Onondaga, NY Oswego, NY	0.9411	0.9593
8200	Tacoma, WA Pierce, WA	1.1074	1.0724
8240	<sup>2</sup> Tallahassee, FL Gadsden, FL Leon, FL	0.8713	0.9100
8280	<sup>1</sup> Tampa-St. Petersburg-Clearwater, FL Hernando, FL Hillsborough, FL Pasco, FL Pinellas, FL	0.9074	0.9356
8320	<sup>2</sup> Terre Haute, IN Clay, IN Vermillion, IN Vigo, IN	0.8740	0.9119

MSA Code	Urban Area (Constituent Counties)	Wage Index	GAF
8360	Texarkana, AR-Texarkana, TX Miller, AR Bowie, TX	0.8440	0.8903
8400	Toledo, OH Fulton, OH Lucas, OH Wood, OH	0.9514	0.9665
8440	Topeka, KS Shawnee, KS	0.8896	0.9230
8480	<sup>2</sup> Trenton, NJ Mercer, NJ	1.1788	1.1192
8520	<sup>2</sup> Tucson, AZ Pima, AZ	0.9148	0.9408
8560	Tulsa, OK Creek, OK Osage, OK Rogers, OK Tulsa, OK Wagoner, OK	0.8756	0.9130
8600	Tuscaloosa, AL Tuscaloosa, AL	0.8441	0.8904
8640	Tyler, TX Smith, TX	0.9516	0.9666
8680	<sup>2</sup> Utica-Rome, NY Herkimer, NY Oneida, NY	0.8418	0.8888
8720	Vallejo-Fairfield-Napa, CA Napa, CA Solano, CA	1.3802	1.2469
8735	Ventura, CA Ventura, CA	1.1099	1.0740
8750	Victoria, TX Victoria, TX	0.8456	0.8915
8760	Vineland-Millville-Bridgeton, NJ Cumberland, NJ	1.0574	1.0390
8780	<sup>2</sup> Visalia-Tulare-Porterville, CA Tulare, CA	1.0241	1.0164
8800	Waco, TX McLennan, TX	0.8172	0.8709



MSA Code	Urban Area (Constituent Counties)	Wage Index	GAF
8840	<sup>1</sup> Washington, DC-MD-VA-WV District of Columbia, DC Calvert, MD Charles, MD Frederick, MD Montgomery, MD Prince Georges, MD Alexandria City, VA Arlington, VA Clarke, VA Culpeper, VA Fairfax, VA Fairfax City, VA Falls Church City, VA Fauquier, VA Fredericksburg City, VA King George, VA Loudoun, VA Manassas City, VA Manassas Park City, VA Prince William, VA Spotsylvania, VA Stafford, VA Warren, VA Berkeley, WV Jefferson, WV	1.0969	1.0654
8920	Waterloo-Cedar Falls, IA Black Hawk, IA	0.8629	0.9040
8940	Wausau, WI Marathon, WI	1.0101	1.0069
8960	<sup>1</sup> West Palm Beach-Boca Raton, FL Palm Beach, FL	1.0046	1.0031
9000	<sup>2</sup> Wheeling, WV-OH (WV Hospitals) Belmont, OH Marshall, WV Ohio, WV	0.8099	0.8656
9000	<sup>2</sup> Wheeling, WV-OH (OH Hospitals) Belmont, OH Marshall, WV Ohio, WV	0.8759	0.9133

MSA Code	Urban Area (Constituent Counties)	Wage Index	GAF
9040	Wichita, KS Butler, KS Harvey, KS Sedgwick, KS	0.9486	0.9645
9080	Wichita Falls, TX Archer, TX Wichita, TX	0.8428	0.8895
9140	Williamsport, PA Lycoming, PA	0.8476	0.8929
9160	Wilmington-Newark, DE-MD New Castle, DE Cecil, MD	1.1172	1.0788
9200	Wilmington, NC New Hanover, NC Brunswick, NC	0.9225	0.9463
9260	Yakima, WA Yakima, WA	1.0317	1.0216
9270	<sup>2</sup> Yolo, CA Yolo, CA	1.0241	1.0164
9280	York, PA York, PA	0.9152	0.9411
9320	Youngstown-Warren, OH Columbiana, OH Mahoning, OH Trumbull, OH	0.9516	0.9666
9340	Yuba City, CA Sutter, CA Yuba, CA	1.0381	1.0259
9360	<sup>2</sup> Yuma, AZ Yuma, AZ	0.9148	0.9408

<sup>1</sup> Large Urban Area

<sup>2</sup> Hospitals geographically located in the area are assigned the statewide rural wage index for FY 2005. New Jersey and Rhode Island rural floors are imputed as discussed in section IV.N.6 of the preamble.

**TABLE 4A<sub>2</sub>--WAGE INDEX AND CAPITAL GEOGRAPHIC ADJUSTMENT  
FACTOR (GAF)  
FOR URBAN AREAS BY CBSA**

CBSA Code	Urban Area (Constituent Counties)	Wage Index	GAF
10180	Abilene, TX Callahan County, TX Jones County, TX Taylor County, TX	0.7997	0.8581
10380	Aguadilla-Isabela-San Sebastián, PR Aguada Municipio, PR Aguadilla Municipio, PR Añasco Municipio, PR Isabela Municipio, PR Lares Municipio, PR Moca Municipio, PR Rincón Municipio, PR San Sebastián Municipio, PR	0.4274	0.5587
10420	Akron, OH Portage County, OH Summit County, OH	0.9042	0.9334
10500	Albany, GA Baker County, GA Dougherty County, GA Lee County, GA Terrell County, GA Worth County, GA	1.1277	1.0858
10580	Albany-Schenectady-Troy, NY Albany County, NY Rensselaer County, NY Saratoga County, NY Schenectady County, NY Schoharie County, NY	0.8668	0.9067
10740	Albuquerque, NM Bernalillo County, NM Sandoval County, NM Torrance County, NM Valencia County, NM	1.0486	1.0330
10780	Alexandria, LA Grant Parish, LA Rapides Parish, LA	0.8178	0.8713

CBSA Code	Urban Area (Constituent Counties)	Wage Index	GAF
10900	Allentown-Bethlehem-Easton, PA-NJ (PA Hospitals) Warren County, NJ Carbon County, PA Lehigh County, PA Northampton County, PA	0.9519	0.9668
10900	<sup>2</sup> Allentown-Bethlehem-Easton, PA-NJ (NJ Hospitals) Warren County, NJ Carbon County, PA Lehigh County, PA Northampton County, PA	1.1277	1.0858
11020	Altoona, PA Blair County, PA	0.8452	0.8912
11100	Amarillo, TX Armstrong County, TX Carson County, TX Potter County, TX Randall County, TX	0.9177	0.9429
11180	Ames, IA Story County, IA	0.9480	0.9641
11260	Anchorage, AK Anchorage Municipality, AK Matanuska-Susitna Borough, AK	1.2164	1.1436
11300	Anderson, IN Madison County, IN	0.8773	0.9143
11340	<sup>2</sup> Anderson, SC Anderson County, SC	0.8705	0.9094
11460	Ann Arbor, MI Washtenaw County, MI	1.1037	1.0699
11500	Anniston-Oxford, AL Calhoun County, AL	0.7949	0.8545
11540	<sup>2</sup> Appleton, WI Calumet County, WI Outagamie County, WI	0.9489	0.9647
11700	Asheville, NC Buncombe County, NC Haywood County, NC Henderson County, NC Madison County, NC	0.9208	0.9451

CBSA Code	Urban Area (Constituent Counties)	Wage Index	GAF
12020	Athens-Clarke County, GA Clarke County, GA Madison County, GA Oconee County, GA Oglethorpe County, GA	1.0173	1.0118
12060	Atlanta-Sandy Springs-Marietta, GA Barrow County, GA Bartow County, GA Butts County, GA Carroll County, GA Cherokee County, GA Clayton County, GA Cobb County, GA Coweta County, GA Dawson County, GA DeKalb County, GA Douglas County, GA Fayette County, GA Forsyth County, GA Fulton County, GA Gwinnett County, GA Haralson County, GA Heard County, GA Henry County, GA Jasper County, GA Lamar County, GA Meriwether County, GA Newton County, GA Paulding County, GA Pickens County, GA Pike County, GA Rockdale County, GA Spalding County, GA Walton County, GA	0.9960	0.9973
12100	<sup>2</sup> Atlantic City, NJ Atlantic County, NJ	1.1277	1.0858
12220	Auburn-Opelika, AL Lee County, AL	0.8221	0.8745

CBSA Code	Urban Area (Constituent Counties)	Wage Index	GAF
12260	Augusta-Richmond County, GA-SC Burke County, GA Columbia County, GA McDuffie County, GA Richmond County, GA Aiken County, SC Edgefield County, SC	0.9156	0.9414
12420	<sup>1</sup> Austin-Round Rock, TX Bastrop County, TX Caldwell County, TX Hays County, TX Travis County, TX Williamson County, TX	0.9597	0.9722
12540	<sup>2</sup> Bakersfield, CA Kern County, CA	1.0422	1.0287
12580	<sup>1</sup> Baltimore-Towson, MD Anne Arundel County, MD Baltimore County, MD Carroll County, MD Harford County, MD Howard County, MD Queen Anne's County, MD Baltimore City, MD	0.9892	0.9926
12620	Bangor, ME Penobscot County, ME	0.9937	0.9957
12700	Barnstable Town, MA Barnstable County, MA	1.2327	1.1540
12940	Baton Rouge, LA Ascension Parish, LA East Baton Rouge Parish, LA East Feliciana Parish, LA Iberville Parish, LA Livingston Parish, LA Pointe Coupee Parish, LA St. Helena Parish, LA West Baton Rouge Parish, LA West Feliciana Parish, LA	0.8322	0.8818
12980	Battle Creek, MI Calhoun County, MI	0.9345	0.9547
13020	Bay City, MI Bay County, MI	0.9579	0.9710

CBSA Code	Urban Area (Constituent Counties)	Wage Index	GAF
13140	Beaumont-Port Arthur, TX Hardin County, TX Jefferson County, TX Orange County, TX	0.8617	0.9031
13380	Bellingham, WA Whatcom County, WA	1.1605	1.1073
13460	Bend, OR Deschutes County, OR	1.0590	1.0400
13644	<sup>1</sup> Bethesda-Frederick-Gaithersburg, MD Frederick County, MD Montgomery County, MD	1.0935	1.0631
13740	Billings, MT Carbon County, MT Yellowstone County, MT	0.8973	0.9285
13780	Binghamton, NY Broome County, NY Tioga County, NY	0.8464	0.8921
13820	<sup>1</sup> Birmingham-Hoover, AL Bibb County, AL Blount County, AL Chilton County, AL Jefferson County, AL St. Clair County, AL Shelby County, AL Walker County, AL	0.9157	0.9415
13900	<sup>2</sup> Bismarck, ND Burleigh County, ND Morton County, ND	0.7750	0.8398
13980	<sup>2</sup> Blacksburg-Christiansburg-Radford, VA Giles County, VA Montgomery County, VA Pulaski County, VA Radford City, VA	0.8062	0.8628
14020	<sup>2</sup> Bloomington, IN Greene County, IN Monroe County, IN Owen County, IN	0.8657	0.9060
14060	Bloomington-Normal, IL McLean County, IL	0.9110	0.9382

CBSA Code	Urban Area (Constituent Counties)	Wage Index	GAF
14260	Boise City-Nampa, ID Ada County, ID Boise County, ID Canyon County, ID Gem County, ID Owyhee County, ID	0.9338	0.9542
14484	<sup>1</sup> Boston-Quincy, MA Norfolk County, MA Plymouth County, MA Suffolk County, MA	1.1766	1.1178
14500	Boulder, CO Boulder County, CO	1.0044	1.0030
14540	Bowling Green, KY Edmonson County, KY Warren County, KY	0.8141	0.8686
14740	Bremerton-Silverdale, WA Kitsap County, WA	1.0608	1.0412
14860	Bridgeport-Stamford-Norwalk, CT Fairfield County, CT	1.2846	1.1871
15180	Brownsville-Harlingen, TX Cameron County, TX	1.0158	1.0108
15260	Brunswick, GA Brantley County, GA Glynn County, GA McIntosh County, GA	1.1958	1.1303
15380	<sup>1</sup> Buffalo-Niagara Falls, NY Erie County, NY Niagara County, NY	0.9332	0.9538
15500	Burlington, NC Alamance County, NC	0.8954	0.9271
15540	<sup>2</sup> Burlington-South Burlington, VT Chittenden County, VT Franklin County, VT Grand Isle County, VT	0.9446	0.9617
15764	<sup>1</sup> Cambridge-Newton-Framingham, MA Middlesex County, MA	1.1184	1.0796
15804	<sup>1,2</sup> Camden, NJ Burlington County, NJ Camden County, NJ Gloucester County, NJ	1.1277	1.0858



CBSA Code	Urban Area (Constituent Counties)	Wage Index	GAF
15940	Canton-Massillon, OH Carroll County, OH Stark County, OH	0.8908	0.9239
15980	Cape Coral-Fort Myers, FL Lee County, FL	0.9338	0.9542
16180	Carson City, NV Carson City, NV	1.0336	1.0229
16220	Casper, WY Natrona County, WY	0.9327	0.9534
16300	Cedar Rapids, IA Benton County, IA Jones County, IA Linn County, IA	0.8963	0.9278
16580	Champaign-Urbana, IL Champaign County, IL Ford County, IL Piatt County, IL	0.9573	0.9706
16620	Charleston, WV Boone County, WV Clay County, WV Kanawha County, WV Lincoln County, WV Putnam County, WV	0.8877	0.9217
16700	Charleston-North Charleston, SC Berkeley County, SC Charleston County, SC Dorchester County, SC	0.9415	0.9596
16740	Charlotte-Gastonia-Concord, NC-SC Anson County, NC Cabarrus County, NC Gaston County, NC Mecklenburg County, NC Union County, NC York County, SC	0.9698	0.9792
16820	Charlottesville, VA Albemarle County, VA Fluvanna County, VA Greene County, VA Nelson County, VA Charlottesville City, VA	1.0292	1.0199

CBSA Code	Urban Area (Constituent Counties)	Wage Index	GAF
16860	Chattanooga, TN-GA Catoosa County, GA Dade County, GA Walker County, GA Hamilton County, TN Marion County, TN Sequatchie County, TN	0.9208	0.9451
16940	<sup>2</sup> Cheyenne, WY Laramie County, WY	0.9172	0.9425
16974	<sup>1</sup> Chicago-Naperville-Joliet, IL Cook County, IL DeKalb County, IL DuPage County, IL Grundy County, IL Kane County, IL Kendall County, IL McHenry County, IL Will County, IL	1.0864	1.0584
17020	Chico, CA Butte County, CA	1.0546	1.0371
17140	<sup>1</sup> Cincinnati-Middletown, OH-KY-IN Dearborn County, IN Franklin County, IN Ohio County, IN Boone County, KY Bracken County, KY Campbell County, KY Gallatin County, KY Grant County, KY Kenton County, KY Pendleton County, KY Brown County, OH Butler County, OH Clermont County, OH Hamilton County, OH Warren County, OH	0.9499	0.9654
17300	Clarksville, TN-KY Christian County, KY Trigg County, KY Montgomery County, TN Stewart County, TN	0.8109	0.8663

CBSA Code	Urban Area (Constituent Counties)	Wage Index	GAF
17420	Cleveland, TN Bradley County, TN Polk County, TN	0.7896	0.8506
17460	Cleveland-Elyria-Mentor, OH Cuyahoga County, OH Geauga County, OH Lake County, OH Lorain County, OH Medina County, OH	0.9644	0.9755
17660	Coeur d'Alene, ID Kootenai County, ID	0.9325	0.9533
17780	College Station-Bryan, TX Brazos County, TX Burleson County, TX Robertson County, TX	0.9221	0.9460
17820	Colorado Springs, CO El Paso County, CO Teller County, CO	0.9771	0.9843
17860	Columbia, MO Boone County, MO Howard County, MO	0.8388	0.8866
17900	Columbia, SC Calhoun County, SC Fairfield County, SC Kershaw County, SC Lexington County, SC Richland County, SC Saluda County, SC	0.9402	0.9587
17980	Columbus, GA-AL Russell County, AL Chattahoochee County, GA Harris County, GA Marion County, GA Muscogee County, GA	0.8691	0.9084
18020	Columbus, IN Bartholomew County, IN	0.9387	0.9576

CBSA Code	Urban Area (Constituent Counties)	Wage Index	GAF
18140	<sup>1</sup> Columbus, OH Delaware County, OH Fairfield County, OH Franklin County, OH Licking County, OH Madison County, OH Morrow County, OH Pickaway County, OH Union County, OH	0.9734	0.9817
18580	Corpus Christi, TX Aransas County, TX Nueces County, TX San Patricio County, TX	0.8645	0.9051
18700	Corvallis, OR Benton County, OR	1.0517	1.0351
19060	<sup>2</sup> Cumberland, MD-WV (MD Hospitals) Allegany County, MD Mineral County, WV	0.9225	0.9463
19060	Cumberland, MD-WV (WV Hospitals) Allegany County, MD Mineral County, WV	0.8652	0.9056
19124	Dallas-Plano-Irving, TX Collin County, TX Dallas County, TX Delta County, TX Denton County, TX Ellis County, TX Hunt County, TX Kaufman County, TX Rockwall County, TX	1.0063	1.0043
19140	Dalton, GA Murray County, GA Whitfield County, GA	0.9546	0.9687
19180	Danville, IL Vermilion County, IL	0.8404	0.8877
19260	Danville, VA Pittsylvania County, VA Danville City, VA	0.8660	0.9062

CBSA Code	Urban Area (Constituent Counties)	Wage Index	GAF
19340	Davenport-Moline-Rock Island, IA-IL Henry County, IL Mercer County, IL Rock Island County, IL Scott County, IA	0.8758	0.9132
19380	Dayton, OH Greene County, OH Miami County, OH Montgomery County, OH Preble County, OH	0.9299	0.9514
19460	Decatur, AL Lawrence County, AL Morgan County, AL	0.8893	0.9228
19500	<sup>2</sup> Decatur, IL Macon County, IL	0.8346	0.8835
19660	Deltona-Daytona Beach-Ormond Beach, FL Volusia County, FL	0.8901	0.9234
19740	<sup>1</sup> Denver-Aurora, CO Adams County, CO Arapahoe County, CO Broomfield County, CO Clear Creek County, CO Denver County, CO Douglas County, CO Elbert County, CO Gilpin County, CO Jefferson County, CO Park County, CO	1.0879	1.0594
19780	Des Moines, IA Dallas County, IA Guthrie County, IA Madison County, IA Polk County, IA Warren County, IA	0.9266	0.9491
19804	<sup>1</sup> Detroit-Livonia-Dearborn, MI Wayne County, MI	1.0362	1.0247
20020	<sup>2</sup> Dothan, AL Geneva County, AL Henry County, AL Houston County, AL	0.7646	0.8321
20100	Dover, DE Kent County, DE	0.9866	0.9908

CBSA Code	Urban Area (Constituent Counties)	Wage Index	GAF
20220	Dubuque, IA Dubuque County, IA	0.8730	0.9112
20260	Duluth, MN-WI Carlton County, MN St. Louis County, MN Douglas County, WI	1.0329	1.0224
20500	Durham, NC Chatham County, NC Durham County, NC Orange County, NC Person County, NC	1.0322	1.0219
20740	<sup>2</sup> Eau Claire, WI Chippewa County, WI Eau Claire County, WI	0.9489	0.9647
20764	<sup>1,2</sup> Edison, NJ Middlesex County, NJ Monmouth County, NJ Ocean County, NJ Somerset County, NJ	1.1277	1.0858
20940	<sup>2</sup> El Centro, CA Imperial County, CA	1.0422	1.0287
21060	Elizabethtown, KY Hardin County, KY Larue County, KY	0.8690	0.9083
21140	Elkhart-Goshen, IN Elkhart County, IN	0.9257	0.9485
21300	Elmira, NY Chemung County, NY	0.8464	0.8921
21340	El Paso, TX El Paso County, TX	0.9096	0.9372
21420	Enid, OK Garfield County, OK	0.9008	0.9310
21500	Erie, PA Erie County, PA	0.8700	0.9090
21604	Essex County, MA Essex County, MA	1.0654	1.0443
21660	Eugene-Springfield, OR Lane County, OR	1.0921	1.0622

CBSA Code	Urban Area (Constituent Counties)	Wage Index	GAF
21780	<sup>2</sup> Evansville, IN-KY (IN Hospitals) Gibson County, IN Posey County, IN Vanderburgh County, IN Warrick County, IN Henderson County, KY Webster County, KY	0.8657	0.9060
21780	Evansville, IN-KY (KY Hospitals) Gibson County, IN Posey County, IN Vanderburgh County, IN Warrick County, IN Henderson County, KY Webster County, KY	0.8386	0.8864
21820	<sup>2</sup> Fairbanks, AK Fairbanks North Star Borough, AK	1.1733	1.1157
21940	Fajardo, PR Ceiba Municipio, PR Fajardo Municipio, PR Luquillo Municipio, PR	0.3942	0.5286
22020	Fargo, ND-MN Clay County, MN Cass County, ND	0.9189	0.9437
22140	<sup>2</sup> Farmington, NM San Juan County, NM	0.8684	0.9079
22180	Fayetteville, NC Cumberland County, NC Hoke County, NC	0.9363	0.9559
22220	Fayetteville-Springdale-Rogers, AR-MO Benton County, AR Madison County, AR Washington County, AR McDonald County, MO	0.8670	0.9069
22380	Flagstaff, AZ Coconino County, AZ	1.0777	1.0526
22420	Flint, MI Genesee County, MI	1.1165	1.0784
22500	Florence, SC Darlington County, SC Florence County, SC	0.8857	0.9202

CBSA Code	Urban Area (Constituent Counties)	Wage Index	GAF
22520	Florence-Muscle Shoals, AL Colbert County, AL Lauderdale County, AL	0.7906	0.8514
22540	Fond du Lac, WI Fond du Lac County, WI	0.9896	0.9929
22660	Fort Collins-Loveland, CO Larimer County, CO	1.0230	1.0157
22744	Fort Lauderdale-Pompano Beach-Deerfield Beach, FL Broward County, FL	1.0382	1.0260
22900	Fort Smith, AR-OK Crawford County, AR Franklin County, AR Sebastian County, AR Le Flore County, OK Sequoyah County, OK	0.8300	0.8802
23020	Fort Walton Beach-Crestview-Destin, FL Okaloosa County, FL	0.8781	0.9148
23060	Fort Wayne, IN Allen County, IN Wells County, IN Whitley County, IN	0.9802	0.9864
23104	Fort Worth-Arlington, TX Johnson County, TX Parker County, TX Tarrant County, TX Wise County, TX	0.9493	0.9650
23420	Fresno, CA Fresno County, CA	1.0648	1.0439
23460	Gadsden, AL Etowah County, AL	0.8077	0.8639
23540	Gainesville, FL Alachua County, FL Gilchrist County, FL	0.9446	0.9617
23580	Gainesville, GA Hall County, GA	0.9572	0.9705
23844	Gary, IN Jasper County, IN Lake County, IN Newton County, IN Porter County, IN	0.9306	0.9519



CBSA Code	Urban Area (Constituent Counties)	Wage Index	GAF
24020	Glens Falls, NY Warren County, NY Washington County, NY	0.8486	0.8937
24140	Goldsboro, NC Wayne County, NC	0.8776	0.9145
24220	Grand Forks, ND-MN (ND Hospitals) Polk County, MN Grand Forks County, ND	0.9147	0.9408
24220	Grand Forks, ND-MN (MN Hospitals) Polk County, MN Grand Forks County, ND	0.9330	0.9536
24300	Grand Junction, CO Mesa County, CO	0.9932	0.9953
24340	Grand Rapids-Wyoming, MI Barry County, MI Ionia County, MI Kent County, MI Newaygo County, MI	0.9418	0.9598
24500	Great Falls, MT Cascade County, MT	0.8831	0.9184
24540	Greeley, CO Weld County, CO	0.9732	0.9816
24580	Green Bay, WI Brown County, WI Kewaunee County, WI Oconto County, WI	0.9578	0.9709
24660	Greensboro-High Point, NC Guilford County, NC Randolph County, NC Rockingham County, NC	0.9209	0.9451
24780	Greenville, NC Greene County, NC Pitt County, NC	0.9179	0.9430
24860	Greenville, SC Greenville County, SC Laurens County, SC Pickens County, SC	0.9532	0.9677
25020	Guayama, PR Arroyo Municipio, PR Guayama Municipio, PR Patillas Municipio, PR	0.4008	0.5347

CBSA Code	Urban Area (Constituent Counties)	Wage Index	GAF
25060	Gulfport-Biloxi, MS Hancock County, MS Harrison County, MS Stone County, MS	0.8934	0.9257
25180	Hagerstown-Martinsburg, MD-WV Washington County, MD Berkeley County, WV Morgan County, WV	0.9744	0.9824
25260	<sup>2</sup> Hanford-Corcoran, CA Kings County, CA	1.0422	1.0287
25420	Harrisburg-Carlisle, PA Cumberland County, PA Dauphin County, PA Perry County, PA	0.9354	0.9553
25500	Harrisonburg, VA Rockingham County, VA Harrisonburg City, VA	0.9278	0.9500
25540	<sup>1,2</sup> Hartford-West Hartford-East Hartford, CT Hartford County, CT Middlesex County, CT Tolland County, CT	1.1583	1.1059
25620	<sup>2</sup> Hattiesburg, MS Forrest County, MS Lamar County, MS Perry County, MS	0.7649	0.8323
25860	Hickory-Lenoir-Morganton, NC Alexander County, NC Burke County, NC Caldwell County, NC Catawba County, NC	0.9510	0.9662
25980	<sup>2</sup> Hinesville-Fort Stewart, GA Liberty County, GA Long County, GA	0.7752	0.8400
26100	Holland-Grand Haven, MI Ottawa County, MI	0.9424	0.9602
26180	Honolulu, HI Honolulu County, HI	1.1012	1.0682
26300	Hot Springs, AR Garland County, AR	0.9268	0.9493

CBSA Code	Urban Area (Constituent Counties)	Wage Index	GAF
26380	Houma-Bayou Cane-Thibodaux, LA Lafourche Parish, LA Terrebonne Parish, LA	0.7761	0.8407
26420	Houston-Baytown-Sugar Land, TX Austin County, TX Brazoria County, TX Chambers County, TX Fort Bend County, TX Galveston County, TX Harris County, TX Liberty County, TX Montgomery County, TX San Jacinto County, TX Waller County, TX	0.9975	0.9983
26580	Huntington-Ashland, WV-KY-OH Boyd County, KY Greenup County, KY Lawrence County, OH Cabell County, WV Wayne County, WV	0.9560	0.9697
26620	Huntsville, AL Limestone County, AL Madison County, AL	0.8838	0.9189
26820	Idaho Falls, ID Bonneville County, ID Jefferson County, ID	0.9040	0.9332
26900	Indianapolis, IN Boone County, IN Brown County, IN Hamilton County, IN Hancock County, IN Hendricks County, IN Johnson County, IN Marion County, IN Morgan County, IN Putnam County, IN Shelby County, IN	1.0104	1.0071
26980	Iowa City, IA Johnson County, IA Washington County, IA	0.9649	0.9758
27060	Ithaca, NY Tompkins County, NY	0.9640	0.9752

CBSA Code	Urban Area (Constituent Counties)	Wage Index	GAF
27100	Jackson, MI Jackson County, MI	0.9133	0.9398
27140	Jackson, MS Copiah County, MS Hinds County, MS Madison County, MS Rankin County, MS Simpson County, MS	0.8285	0.8791
27180	Jackson, TN Chester County, TN Madison County, TN	0.8891	0.9227
27260	Jacksonville, FL Baker County, FL Clay County, FL Duval County, FL Nassau County, FL St. Johns County, FL	0.9554	0.9692
27340	Jacksonville, NC Onslow County, NC	0.8570	0.8997
27460	Jamestown, NY Chautauqua County, NY	0.8166	0.8705
27500	Janesville, WI Rock County, WI	0.9597	0.9722
27620	Jefferson City, MO Callaway County, MO Cole County, MO Moniteau County, MO Osage County, MO	0.8332	0.8825
27740	Johnson City, TN Carter County, TN Unicoi County, TN Washington County, TN	0.8162	0.8702
27780	Johnstown, PA Cambria County, PA	0.8365	0.8849
27860	Jonesboro, AR Craighead County, AR Poinsett County, AR	0.8229	0.8750
27900	Joplin, MO Jasper County, MO Newton County, MO	0.8725	0.9108

CBSA Code	Urban Area (Constituent Counties)	Wage Index	GAF
28020	Kalamazoo-Portage, MI Kalamazoo County, MI Van Buren County, MI	1.0689	1.0467
28100	Kankakee-Bradley, IL Kankakee County, IL	1.0618	1.0419
28140	Kansas City, MO-KS Franklin County, KS Johnson County, KS Leavenworth County, KS Linn County, KS Miami County, KS Wyandotte County, KS Bates County, MO Caldwell County, MO Cass County, MO Clay County, MO Clinton County, MO Jackson County, MO Lafayette County, MO Platte County, MO Ray County, MO	0.9617	0.9736
28420	Kennewick-Richland-Pasco, WA Benton County, WA Franklin County, WA	1.0508	1.0345
28660	Killeen-Temple-Fort Hood, TX Bell County, TX Coryell County, TX Lampasas County, TX	0.9276	0.9498
28700	Kingsport-Bristol-Bristol, TN-VA Hawkins County, TN Sullivan County, TN Bristol City, VA Scott County, VA Washington County, VA	0.8235	0.8755
28740	Kingston, NY Ulster County, NY	0.9002	0.9305
28940	Knoxville, TN Anderson County, TN Blount County, TN Knox County, TN Loudon County, TN Union County, TN	0.8564	0.8993

CBSA Code	Urban Area (Constituent Counties)	Wage Index	GAF
29020	Kokomo, IN Howard County, IN Tipton County, IN	0.9023	0.9320
29100	<sup>2</sup> La Crosse, WI-MN (WI Hospitals) Houston County, MN La Crosse County, WI	0.9489	0.9647
29100	<sup>2</sup> La Crosse, WI-MN (MN Hospitals) Houston County, MN La Crosse County, WI	0.9330	0.9536
29140	Lafayette, IN Benton County, IN Carroll County, IN Tippecanoe County, IN	0.9051	0.9340
29180	Lafayette, LA Lafayette Parish, LA St. Martin Parish, LA	0.8299	0.8801
29340	Lake Charles, LA Calcasieu Parish, LA Cameron Parish, LA	0.7928	0.8530
29404	Lake County-Kenosha County, IL-WI Lake County, IL Kenosha County, WI	1.0348	1.0237
29460	Lakeland, FL Polk County, FL	0.8943	0.9264
29540	Lancaster, PA Lancaster County, PA	0.9896	0.9929
29620	Lansing-East Lansing, MI Clinton County, MI Eaton County, MI Ingham County, MI	0.9653	0.9761
29700	Laredo, TX Webb County, TX	0.8775	0.9144
29740	Las Cruces, NM Dona Ana County, NM	0.8759	0.9133
29820	<sup>1</sup> Las Vegas-Paradise, NV. Clark County, NV	1.1345	1.0903
29940	<sup>2</sup> Lawrence, KS Douglas County, KS	0.8123	0.8673
30020	Lawton, OK Comanche County, OK	0.8249	0.8765
30140	Lebanon, PA Lebanon County, PA	0.8758	0.9132

CBSA Code	Urban Area (Constituent Counties)	Wage Index	GAF
30300	Lewiston, ID-WA (ID Hospitals) Nez Perce County, ID Asotin County, WA	0.9300	0.9515
30300	<sup>2</sup> Lewiston, ID-WA (WA Hospitals) Nez Perce County, ID Asotin County, WA	1.0309	1.0211
30340	Lewiston-Auburn, ME Androscoggin County, ME	0.9552	0.9691
30460	Lexington-Fayette, KY Bourbon County, KY Clark County, KY Fayette County, KY Jessamine County, KY Scott County, KY Woodford County, KY	0.8067	0.8632
30620	Lima, OH Allen County, OH	0.9324	0.9532
30700	Lincoln, NE Lancaster County, NE Seward County, NE	1.0180	1.0123
30780	Little Rock-North Little Rock, AR Faulkner County, AR Grant County, AR Lonoke County, AR Perry County, AR Pulaski County, AR Saline County, AR	0.8840	0.9190
30860	Logan, UT-ID Franklin County, ID Cache County, UT	0.9105	0.9378
30980	Longview, TX Gregg County, TX Rusk County, TX Upshur County, TX	0.8802	0.9163
31020	<sup>2</sup> Longview, WA Cowlitz County, WA	1.0309	1.0211
31084	<sup>1</sup> Los Angeles-Long Beach-Glendale, CA Los Angeles County, CA	1.1742	1.1162

CBSA Code	Urban Area (Constituent Counties)	Wage Index	GAF
31140	Louisville, KY-IN Clark County, IN Floyd County, IN Harrison County, IN Washington County, IN Bullitt County, KY Henry County, KY Jefferson County, KY Meade County, KY Nelson County, KY Oldham County, KY Shelby County, KY Spencer County, KY Trimble County, KY	0.9126	0.9393
31180	Lubbock, TX Crosby County, TX Lubbock County, TX	0.8774	0.9143
31340	Lynchburg, VA Amherst County, VA Appomattox County, VA Bedford County, VA Campbell County, VA Bedford City, VA Lynchburg City, VA	0.9026	0.9322
31420	Macon, GA Bibb County, GA Crawford County, GA Jones County, GA Monroe County, GA Twiggs County, GA	0.9922	0.9947
31460	Madera, CA Madera County, CA	1.0422	1.0287
31540	Madison, WI Columbia County, WI Dane County, WI Iowa County, WI	1.0301	1.0205
31700	Manchester-Nashua, NH Hillsborough County, NH	1.0633	1.0429
31900	Mansfield, OH Richland County, OH	0.9200	0.9445



CBSA Code	Urban Area (Constituent Counties)	Wage Index	GAF
32420	Mayagüez, PR Hormigueros Municipio, PR Mayagüez Municipio, PR	0.4492	0.5781
32580	McAllen-Edinburg-Pharr, TX Hidalgo County, TX	0.8603	0.9021
32780	Medford, OR Jackson County, OR	1.0533	1.0362
32820	Memphis, TN-MS-AR Crittenden County, AR DeSoto County, MS Marshall County, MS Tate County, MS Tunica County, MS Fayette County, TN Shelby County, TN Tipton County, TN	0.9223	0.9461
32900	Merced, CA Merced County, CA	1.0526	1.0357
33124	Miami-Miami Beach-Kendall, FL Miami-Dade County, FL	1.0022	1.0015
33140	Michigan City-La Porte, IN LaPorte County, IN	0.9332	0.9538
33260	Midland, TX Midland County, TX	0.9383	0.9573
33340	Milwaukee-Waukesha-West Allis, WI Milwaukee County, WI Ozaukee County, WI Washington County, WI Waukesha County, WI	1.0081	1.0055

CBSA Code	Urban Area (Constituent Counties)	Wage Index	GAF
33460	<sup>1</sup> Minneapolis-St. Paul-Bloomington, MN-WI Anoka County, MN Carver County, MN Chisago County, MN Dakota County, MN Hennepin County, MN Isanti County, MN Ramsey County, MN Scott County, MN Sherburne County, MN Washington County, MN Wright County, MN Pierce County, WI St. Croix County, WI	1.1044	1.0704
33540	Missoula, MT Missoula County, MT	0.9630	0.9745
33660	Mobile, AL Mobile County, AL	0.7997	0.8581
33700	Modesto, CA Stanislaus County, CA	1.1993	1.1325
33740	Monroe, LA Ouachita Parish, LA Union Parish, LA	0.7908	0.8515
33780	Monroe, MI Monroe County, MI	0.9498	0.9653
33860	Montgomery, AL Autauga County, AL Elmore County, AL Lowndes County, AL Montgomery County, AL	0.8311	0.8810
34060	Morgantown, WV Monongalia County, WV Preston County, WV	0.8741	0.9120
34100	<sup>2</sup> Morristown, TN Grainger County, TN Hamblen County, TN Jefferson County, TN	0.7896	0.8506
34580	Mount Vernon-Anacortes, WA Skagit County, WA	1.0554	1.0376
34620	<sup>2</sup> Muncie, IN Delaware County, IN	0.8657	0.9060

CBSA Code	Urban Area (Constituent Counties)	Wage Index	GAF
34740	Muskegon-Norton Shores, MI Muskegon County, MI	0.9743	0.9823
34820	Myrtle Beach-Conway-North Myrtle Beach, SC Horry County, SC	0.9017	0.9316
34900	Napa, CA Napa County, CA	1.3508	1.2287
34940	Naples-Marco Island, FL Collier County, FL	1.0531	1.0361
34980	Nashville-Davidson--Murfreesboro, TN Cannon County, TN Cheatham County, TN Davidson County, TN Dickson County, TN Hickman County, TN Macon County, TN Robertson County, TN Rutherford County, TN Smith County, TN Sumner County, TN Trousdale County, TN Williamson County, TN Wilson County, TN	1.0074	1.0051
35004	Nassau-Suffolk, NY Nassau County, NY Suffolk County, NY	1.2942	1.1932
35084	Newark-Union, NJ-PA Essex County, NJ Hunterdon County, NJ Morris County, NJ Sussex County, NJ Union County, NJ Pike County, PA	1.1680	1.1122
35300	New Haven-Milford, CT New Haven County, CT	1.1830	1.1220
35380	New Orleans-Metairie-Kenner, LA Jefferson Parish, LA Orleans Parish, LA Plaquemines Parish, LA St. Bernard Parish, LA St. Charles Parish, LA St. John the Baptist Parish, LA St. Tammany Parish, LA	0.9100	0.9375

CBSA Code	Urban Area (Constituent Counties)	Wage Index	GAF
35644	New York-Wayne-White Plains, NY-NJ Bergen County, NJ Hudson County, NJ Passaic County, NJ Bronx County, NY Kings County, NY New York County, NY Putnam County, NY Queens County, NY Richmond County, NY Rockland County, NY Westchester County, NY	1.3317	1.2167
35660	Niles-Benton Harbor, MI Berrien County, MI	0.8901	0.9234
35980	Norwich-New London, CT New London County, CT	1.1595	1.1067
36084	<sup>1</sup> Oakland-Fremont-Hayward, CA Alameda County, CA Contra Costa County, CA	1.5338	1.3403
36100	Ocala, FL Marion County, FL	0.9174	0.9427
36140	<sup>2</sup> Ocean City, NJ Cape May County, NJ	1.1277	1.0858
36220	Odessa, TX Ector County, TX	0.9797	0.9861
36260	Ogden-Clearfield, UT Davis County, UT Morgan County, UT Weber County, UT	0.9228	0.9465
36420	<sup>1</sup> Oklahoma City, OK Canadian County, OK Cleveland County, OK Grady County, OK Lincoln County, OK Logan County, OK McClain County, OK Oklahoma County, OK	0.8985	0.9293
36500	Olympia, WA Thurston County, WA	1.1005	1.0678

CBSA Code	Urban Area (Constituent Counties)	Wage Index	GAF
36540	Omaha-Council Bluffs, NE-IA Harrison County, IA Mills County, IA Pottawattamie County, IA Cass County, NE Douglas County, NE Sarpy County, NE Saunders County, NE Washington County, NE	0.9740	0.9821
36740	<sup>1</sup> Orlando, FL Lake County, FL Orange County, FL Osceola County, FL Seminole County, FL	0.9731	0.9815
36780	<sup>2</sup> Oshkosh-Neenah, WI Winnebago County, WI	0.9489	0.9647
36980	Owensboro, KY Daviess County, KY Hancock County, KY McLean County, KY	0.8450	0.8911
37100	Oxnard-Thousand Oaks-Ventura, CA Ventura County, CA	1.1099	1.0740
37340	Palm Bay-Melbourne-Titusville, FL Brevard County, FL	0.9625	0.9742
37460	<sup>2</sup> Panama City-Lynn Haven, FL Bay County, FL	0.8558	0.8989
37620	Parkersburg-Marietta, WV-OH (WV Hospitals) Washington County, OH Pleasants County, WV Wirt County, WV Wood County, WV	0.8315	0.8813
37620	<sup>2</sup> Parkersburg-Marietta, WV-OH (OH Hospitals) Washington County, OH Pleasants County, WV Wirt County, WV Wood County, WV	0.8692	0.9085
37700	Pascagoula, MS George County, MS Jackson County, MS	0.7974	0.8564
37860	<sup>2</sup> Pensacola-Ferry Pass-Brent, FL Escambia County, FL Santa Rosa County, FL	0.8558	0.8989

CBSA Code	Urban Area (Constituent Counties)	Wage Index	GAF
37900	Peoria, IL Marshall County, IL Peoria County, IL Stark County, IL Tazewell County, IL Woodford County, IL	0.8913	0.9242
37964	Philadelphia, PA Bucks County, PA Chester County, PA Delaware County, PA Montgomery County, PA Philadelphia County, PA	1.0855	1.0578
38060	Phoenix-Mesa-Scottsdale, AZ Maricopa County, AZ Pinal County, AZ	0.9985	0.9990
38220	Pine Bluff, AR Cleveland County, AR Jefferson County, AR Lincoln County, AR	0.8700	0.9090
38300	Pittsburgh, PA Allegheny County, PA Armstrong County, PA Beaver County, PA Butler County, PA Fayette County, PA Washington County, PA Westmoreland County, PA	0.8723	0.9107
38340	Pittsfield, MA Berkshire County, MA	1.0438	1.0298
38540	Pocatello, ID Bannock County, ID Power County, ID	0.9589	0.9717
38660	Ponce, PR Juana Díaz Municipio, PR Ponce Municipio, PR Villalba Municipio, PR	0.5006	0.6226
38860	Portland-South Portland-Biddeford, ME Cumberland County, ME Sagadahoc County, ME York County, ME	1.0102	1.0070

CBSA Code	Urban Area (Constituent Counties)	Wage Index	GAF
38900	<sup>1</sup> Portland-Vancouver-Beaverton, OR-WA Clackamas County, OR Columbia County, OR Multnomah County, OR Washington County, OR Yamhill County, OR Clark County, WA Skamania County, WA	1.1371	1.0920
38940	Port St. Lucie-Fort Pierce, FL Martin County, FL St. Lucie County, FL	1.0093	1.0064
39100	Poughkeepsie-Newburgh-Middletown, NY Dutchess County, NY Orange County, NY	1.1364	1.0915
39140	Prescott, AZ Yavapai County, AZ	0.9897	0.9929
39300	<sup>1</sup> Providence-New Bedford-Fall River, RI-MA Bristol County, MA Bristol County, RI Kent County, RI Newport County, RI Providence County, RI Washington County, RI	1.0916	1.0619
39340	Provo-Orem, UT Juab County, UT Utah County, UT	0.9572	0.9705
39380	<sup>2</sup> Pueblo, CO Pueblo County, CO	0.9356	0.9554
39460	Punta Gorda, FL Charlotte County, FL	0.9451	0.9621
39540	<sup>2</sup> Racine, WI Racine County, WI	0.9489	0.9647
39580	Raleigh-Cary, NC Franklin County, NC Johnston County, NC Wake County, NC	1.0034	1.0023
39660	Rapid City, SD Meade County, SD Pennington County, SD	0.8919	0.9246
39740	Reading, PA Berks County, PA	0.9218	0.9458

CBSA Code	Urban Area (Constituent Counties)	Wage Index	GAF
39820	Redding, CA Shasta County, CA	1.1830	1.1220
39900	Reno-Sparks, NV Storey County, NV Washoe County, NV	1.0446	1.0303
40060	Richmond, VA Amelia County, VA Caroline County, VA Charles City County, VA Chesterfield County, VA Cumberland County, VA Dinwiddie County, VA Goochland County, VA Hanover County, VA Henrico County, VA King and Queen County, VA King William County, VA Louisa County, VA New Kent County, VA Powhatan County, VA Prince George County, VA Sussex County, VA Colonial Heights City, VA Hopewell City, VA Petersburg City, VA Richmond City, VA	0.9379	0.9570
40140	Riverside-San Bernardino-Ontario, CA Riverside County, CA San Bernardino County, CA	1.0979	1.0660
40220	Roanoke, VA Botetourt County, VA Craig County, VA Franklin County, VA Roanoke County, VA Roanoke City, VA Salem City, VA	0.8455	0.8914
40340	Rochester, MN Dodge County, MN Olmsted County, MN Wabasha County, MN	1.1490	1.0998



CBSA Code	Urban Area (Constituent Counties)	Wage Index	GAF
40380	Rochester, NY Livingston County, NY Monroe County, NY Ontario County, NY Orleans County, NY Wayne County, NY	0.9283	0.9503
40420	Rockford, IL Boone County, IL Winnebago County, IL	0.9607	0.9729
40484	Rockingham County--Strafford County, NH Rockingham County, NH Strafford County, NH	1.0205	1.0140
40580	Rocky Mount, NC Edgecombe County, NC Nash County, NC	0.8997	0.9302
40660	Rome, GA Floyd County, GA	0.8909	0.9239
40900	<sup>1</sup> Sacramento--Arden-Arcade--Roseville, CA El Dorado County, CA Placer County, CA Sacramento County, CA Yolo County, CA	1.1683	1.1124
40980	Saginaw-Saginaw Township North, MI Saginaw County, MI	0.9868	0.9909
41060	St. Cloud, MN Benton County, MN Stearns County, MN	1.0271	1.0185
41100	St. George, UT Washington County, UT	0.9473	0.9636
41140	<sup>2</sup> St. Joseph, MO-KS (MO Hospitals) Doniphan County, KS Andrew County, MO Buchanan County, MO DeKalb County, MO	0.8011	0.8591
41140	<sup>2</sup> St. Joseph, MO-KS (KS Hospitals) Doniphan County, KS Andrew County, MO Buchanan County, MO DeKalb County, MO	0.8123	0.8673

CBSA Code	Urban Area (Constituent Counties)	Wage Index	GAF
41180	St. Louis, MO-IL Bond County, IL Calhoun County, IL Clinton County, IL Jersey County, IL Macoupin County, IL Madison County, IL Monroe County, IL St. Clair County, IL Crawford County, MO Franklin County, MO Jefferson County, MO Lincoln County, MO St. Charles County, MO St. Louis County, MO Warren County, MO Washington County, MO St. Louis City, MO	0.9080	0.9360
41420	Salem, OR Marion County, OR Polk County, OR	1.0549	1.0373
41500	Salinas, CA Monterey County, CA	1.3820	1.2480
41540	<sup>2</sup> Salisbury, MD Somerset County, MD Wicomico County, MD	0.9225	0.9463
41620	Salt Lake City, UT Salt Lake County, UT Summit County, UT Tooele County, UT	0.9564	0.9699
41660	San Angelo, TX Irion County, TX Tom Green County, TX	0.8174	0.8710
41700	<sup>1</sup> San Antonio, TX Atascosa County, TX Bandera County, TX Bexar County, TX Comal County, TX Guadalupe County, TX Kendall County, TX Medina County, TX Wilson County, TX	0.9000	0.9304

CBSA Code	Urban Area (Constituent Counties)	Wage Index	GAF
41740	San Diego-Carlsbad-San Marcos, CA San Diego County, CA	1.1260	1.0847
41780	Sandusky, OH Erie County, OH	0.9023	0.9320
41884	San Francisco-San Mateo-Redwood City, CA Marin County, CA San Francisco County, CA San Mateo County, CA	1.4694	1.3015
41900	San Germán-Cabo Rojo, PR Cabo Rojo Municipio, PR Lajas Municipio, PR Sabana Grande Municipio, PR San Germán Municipio, PR	0.5230	0.6415
41940	San Jose-Sunnyvale-Santa Clara, CA San Benito County, CA Santa Clara County, CA	1.4712	1.3026

CBSA Code	Urban Area (Constituent Counties)	Wage Index	GAF
41980	San Juan-Caguas-Guaynabo, PR Aguas Buenas Municipio, PR Aibonito Municipio, PR Arecibo Municipio, PR Barceloneta Municipio, PR Barranquitas Municipio, PR Bayamón Municipio, PR Caguas Municipio, PR Camuy Municipio, PR Canóvanas Municipio, PR Carolina Municipio, PR Cataño Municipio, PR Cayey Municipio, PR Ciales Municipio, PR Cidra Municipio, PR Comerío Municipio, PR Corozal Municipio, PR Dorado Municipio, PR Florida Municipio, PR Guaynabo Municipio, PR Gurabo Municipio, PR Hatillo Municipio, PR Humacao Municipio, PR Juncos Municipio, PR Las Piedras Municipio, PR Loíza Municipio, PR Manatí Municipio, PR Maunabo Municipio, PR Morovis Municipio, PR Naguabo Municipio, PR Naranjito Municipio, PR Orocovis Municipio, PR Quebradillas Municipio, PR Río Grande Municipio, PR San Juan Municipio, PR San Lorenzo Municipio, PR Toa Alta Municipio, PR Toa Baja Municipio, PR Trujillo Alto Municipio, PR Vega Alta Municipio, PR Vega Baja Municipio, PR Yabucoa Municipio, PR	0.4644	0.5914

CBSA Code	Urban Area (Constituent Counties)	Wage Index	GAF
42020	San Luis Obispo-Paso Robles, CA San Luis Obispo County, CA	1.1115	1.0751
42044	<sup>1</sup> Santa Ana-Anaheim-Irvine, CA Orange County, CA	1.1701	1.1136
42060	Santa Barbara-Santa Maria-Goleta, CA Santa Barbara County, CA	1.0757	1.0512
42100	Santa Cruz-Watsonville, CA Santa Cruz County, CA	1.4759	1.3055
42140	Santa Fe, NM Santa Fe County, NM	1.0885	1.0598
42220	Santa Rosa-Petaluma, CA Sonoma County, CA	1.2938	1.1929
42260	Sarasota-Bradenton-Venice, FL Manatee County, FL Sarasota County, FL	0.9610	0.9731
42340	Savannah, GA Bryan County, GA Chatham County, GA Effingham County, GA	0.9464	0.9630
42540	Scranton--Wilkes-Barre, PA Lackawanna County, PA Luzerne County, PA Wyoming County, PA	0.8525	0.8965
42644	<sup>1</sup> Seattle-Bellevue-Everett, WA King County, WA Snohomish County, WA	1.1476	1.0989
43100	<sup>2</sup> Sheboygan, WI Sheboygan County, WI	0.9489	0.9647
43300	Sherman-Denison, TX Grayson County, TX	0.9619	0.9737
43340	Shreveport-Bossier City, LA Bossier Parish, LA Caddo Parish, LA De Soto Parish, LA	0.9130	0.9396
43580	Sioux City, IA-NE-SD Woodbury County, IA Dakota County, NE Dixon County, NE Union County, SD	0.9054	0.9342

CBSA Code	Urban Area (Constituent Counties)	Wage Index	GAF
43620	Sioux Falls, SD Lincoln County, SD McCook County, SD Minnehaha County, SD Turner County, SD	0.9414	0.9595
43780	South Bend-Mishawaka, IN-MI St. Joseph County, IN Cass County, MI	0.9434	0.9609
43900	Spartanburg, SC Spartanburg County, SC	0.9521	0.9669
44060	Spokane, WA Spokane County, WA	1.0643	1.0436
44100	Springfield, IL Menard County, IL Sangamon County, IL	0.8732	0.9113
44140	<sup>2</sup> Springfield, MA Franklin County, MA Hampden County, MA Hampshire County, MA	1.0438	1.0298
44180	Springfield, MO Christian County, MO Dallas County, MO Greene County, MO Polk County, MO Webster County, MO	0.8562	0.8991
44220	Springfield, OH Clark County, OH	0.8741	0.9120
44300	State College, PA Centre County, PA	0.8465	0.8922
44700	Stockton, CA San Joaquin County, CA	1.0583	1.0396
44940	<sup>2</sup> Sumter, SC Sumter County, SC	0.8705	0.9094
45060	Syracuse, NY Madison County, NY Onondaga County, NY Oswego County, NY	0.9482	0.9642
45104	Tacoma, WA Pierce County, WA	1.1074	1.0724

CBSA Code	Urban Area (Constituent Counties)	Wage Index	GAF
45220	Tallahassee, FL Gadsden County, FL Jefferson County, FL Leon County, FL Wakulla County, FL	0.8671	0.9070
45300	1Tampa-St. Petersburg-Clearwater, FL Hernando County, FL Hillsborough County, FL Pasco County, FL Pinellas County, FL	0.9074	0.9356
45460	2Terre Haute, IN Clay County, IN Sullivan County, IN Vermillion County, IN Vigo County, IN	0.8657	0.9060
45500	Texarkana, TX-Texarkana, AR Miller County, AR Bowie County, TX	0.8440	0.8903
45780	Toledo, OH Fulton County, OH Lucas County, OH Ottawa County, OH Wood County, OH	0.9514	0.9665
45820	Topeka, KS Jackson County, KS Jefferson County, KS Osage County, KS Shawnee County, KS Wabaunsee County, KS	0.8896	0.9230
45940	2Trenton-Ewing, NJ Mercer County, NJ	1.1277	1.0858
46060	Tucson, AZ Pima County, AZ	0.8945	0.9265
46140	Tulsa, OK Creek County, OK Okmulgee County, OK Osage County, OK Pawnee County, OK Rogers County, OK Tulsa County, OK Wagoner County, OK	0.8717	0.9103

CBSA Code	Urban Area (Constituent Counties)	Wage Index	GAF
46220	Tuscaloosa, AL Greene County, AL Hale County, AL Tuscaloosa County, AL	0.8339	0.8830
46340	Tyler, TX Smith County, TX	0.9516	0.9666
46540	Utica-Rome, NY Herkimer County, NY Oneida County, NY	0.8316	0.8814
46660	Valdosta, GA Brooks County, GA Echols County, GA Lanier County, GA Lowndes County, GA	0.8334	0.8827
46700	Vallejo-Fairfield, CA Solano County, CA	1.4269	1.2756
46940	Vero Beach, FL Indian River County, FL	0.9492	0.9649
47020	Victoria, TX Calhoun County, TX Goliad County, TX Victoria County, TX	0.8456	0.8915
47220	Vineland-Millville-Bridgeton, NJ Cumberland County, NJ	1.0574	1.0390
47260	Virginia Beach-Norfolk-Newport News, VA-NC Currituck County, NC Gloucester County, VA Isle of Wight County, VA James City County, VA Mathews County, VA Surry County, VA York County, VA Chesapeake City, VA Hampton City, VA Newport News City, VA Norfolk City, VA Poquoson City, VA Portsmouth City, VA Suffolk City, VA Virginia Beach City, VA Williamsburg City, VA	0.8928	0.9253



CBSA Code	Urban Area (Constituent Counties)	Wage Index	GAF
47300	<sup>2</sup> Visalia-Porterville, CA Tulare County, CA	1.0422	1.0287
47380	Waco, TX McLennan County, TX	0.8151	0.8694
47580	Warner Robins, GA Houston County, GA	0.8496	0.8944
47644	<sup>1</sup> Warren-Farmington Hills-Troy, MI Lapeer County, MI Livingston County, MI Macomb County, MI Oakland County, MI St. Clair County, MI	1.0109	1.0075
47894	<sup>1</sup> Washington-Arlington-Alexandria, DC-VA-MD-WV District of Columbia, DC Calvert County, MD Charles County, MD Prince George's County, MD Arlington County, VA Clarke County, VA Fairfax County, VA Fauquier County, VA Loudoun County, VA Prince William County, VA Spotsylvania County, VA Stafford County, VA Warren County, VA Alexandria City, VA Fairfax City, VA Falls Church City, VA Fredericksburg City, VA Manassas City, VA Manassas Park City, VA Jefferson County, WV	1.1026	1.0692
47940	Waterloo-Cedar Falls, IA Black Hawk County, IA Bremer County, IA Grundy County, IA	0.8629	0.9040
48140	Wausau, WI Marathon County, WI	1.0101	1.0069

CBSA Code	Urban Area (Constituent Counties)	Wage Index	GAF
48260	Weirton-Steubenville, WV-OH (WV Hospitals) Jefferson County, OH Brooke County, WV Hancock County, WV	0.8274	0.8783
48260	<sup>2</sup> Weirton-Steubenville, WV-OH (OH Hospitals) Jefferson County, OH Brooke County, WV Hancock County, WV	0.8692	0.9085
48300	<sup>2</sup> Wenatchee, WA Chelan County, WA Douglas County, WA	1.0309	1.0211
48424	<sup>1</sup> West Palm Beach-Boca Raton-Boynton Beach, FL Palm Beach County, FL	1.0046	1.0031
48540	<sup>2</sup> Wheeling, WV-OH (WV Hospitals) Belmont County, OH Marshall County, WV Ohio County, WV	0.7882	0.8496
48540	<sup>2</sup> Wheeling, WV-OH (OH Hospitals) Belmont County, OH Marshall County, WV Ohio County, WV	0.8692	0.9085
48620	Wichita, KS Butler County, KS Harvey County, KS Sedgwick County, KS Sumner County, KS	0.9458	0.9626
48660	Wichita Falls, TX Archer County, TX Clay County, TX Wichita County, TX	0.8365	0.8849
48700	Williamsport, PA Lycoming County, PA	0.8476	0.8929
48864	Wilmington, DE-MD-NJ (DE, MD Hospitals) New Castle County, DE Cecil County, MD Salem County, NJ	1.1095	1.0738
48864	<sup>2</sup> Wilmington, DE-MD-NJ (NJ Hospitals) New Castle County, DE Cecil County, MD Salem County, NJ	1.1277	1.0858

CBSA Code	Urban Area (Constituent Counties)	Wage Index	GAF
48900	Wilmington, NC Brunswick County, NC New Hanover County, NC Pender County, NC	0.9225	0.9463
49020	Winchester, VA-WV Frederick County, VA Winchester City, VA Hampshire County, WV	1.0486	1.0330
49180	Winston-Salem, NC Davie County, NC Forsyth County, NC Stokes County, NC Yadkin County, NC	0.9410	0.9592
49340	Worcester, MA Worcester County, MA	1.1001	1.0675
49420	Yakima, WA Yakima County, WA	1.0317	1.0216
49500	Yauco, PR Guánica Municipio, PR Guayanilla Municipio, PR Peñuelas Municipio, PR Yauco Municipio, PR	0.4493	0.5782
49620	York-Hanover, PA York County, PA	0.9152	0.9411
49660	Youngstown-Warren-Boardman, OH-PA Mahoning County, OH Trumbull County, OH Mercer County, PA	0.9234	0.9469
49700	<sup>2</sup> Yuba City, CA Sutter County, CA Yuba County, CA	1.0422	1.0287
49740	<sup>2</sup> Yuma, AZ Yuma County, AZ	0.8945	0.9265

<sup>1</sup>Large urban area

<sup>2</sup>Hospitals geographically located in the area are assigned the statewide rural wage index for FY 2005. Massachusetts, New Jersey, and Rhode Island rural floors are imputed as discussed in section IV.N.6 of the preamble.

**Table 4B<sub>1</sub>.—WAGE INDEX AND CAPITAL GEOGRAPHIC  
ADJUSTMENT  
FACTOR (GAF) FOR RURAL AREAS BY MSA**

MSA Code	Nonurban Area	Wage Index	GAF
01	Alabama	0.7656	0.8328
02	Alaska	1.1627	1.1087
03	Arizona	0.9148	0.9408
04	Arkansas	0.7729	0.8383
05	California	1.0241	1.0164
06	Colorado	0.9356	0.9554
07	Connecticut	1.1583	1.1059
08	Delaware	0.9631	0.9746
10	Florida	0.8713	0.9100
11	Georgia	0.8260	0.8773
12	Hawaii	1.0601	1.0408
13	Idaho	0.8820	0.9176
14	Illinois	0.8348	0.8837
15	Indiana	0.8740	0.9119
16	Iowa	0.8552	0.8984
17	Kansas	0.8103	0.8658
18	Kentucky	0.7856	0.8477
19	Louisiana	0.7318	0.8075
20	Maine	0.9027	0.9323
21	Maryland	0.9176	0.9428
22	Massachusetts	1.0196	1.0134
23	Michigan	0.8740	0.9119
24	Minnesota	0.9339	0.9542
25	Mississippi	0.7600	0.8287
26	Missouri	0.8041	0.8613

MSA Code	Nonurban Area	Wage Index	GAF
27	Montana	0.8693	0.9085
28	Nebraska	0.9040	0.9332
29	Nevada	0.9829	0.9883
30	New Hampshire	0.9931	0.9953
31	New Jersey <sup>1</sup>	1.1788	1.1192
32	New Mexico	0.8534	0.8971
33	New York	0.8418	0.8888
34	North Carolina	0.8506	0.8951
35	North Dakota	0.7750	0.8398
36	Ohio	0.8759	0.9133
37	Oklahoma	0.7565	0.8261
38	Oregon	1.0099	1.0068
39	Pennsylvania	0.8346	0.8835
40	Puerto Rico	0.4049	0.5384
41	Rhode Island <sup>1</sup>	0.9784	0.9852
42	South Carolina	0.8662	0.9063
43	South Dakota	0.8384	0.8863
44	Tennessee	0.7901	0.8510
45	Texas	0.7942	0.8540
46	Utah	0.8854	0.9200
47	Vermont	0.9446	0.9617
49	Virginia	0.8489	0.8939
50	Washington	1.0063	1.0043
51	West Virginia	0.8099	0.8656
52	Wisconsin	0.9496	0.9652
53	Wyoming	0.9172	0.9425

<sup>1</sup>All counties within the State are classified as urban. The rural floor is imputed as discussed in section IV.N.6 of the preamble.

**Table 4B<sub>2</sub>--WAGE INDEX AND CAPITAL GEOGRAPHIC  
ADJUSTMENT  
FACTOR (GAF) FOR RURAL AREAS BY CBSA**

CBSA Code	Nonurban Area	Wage Index	GAF
01	Alabama	0.7646	0.8321
02	Alaska	1.1733	1.1157
03	Arizona	0.8945	0.9265
04	Arkansas	0.7433	0.8162
05	California	1.0422	1.0287
06	Colorado	0.9356	0.9554
07	Connecticut	1.1583	1.1059
08	Delaware	0.9631	0.9746
10	Florida	0.8558	0.8989
11	Georgia	0.7752	0.8400
12	Hawaii	1.0558	1.0379
13	Idaho	0.8235	0.8755
14	Illinois	0.8346	0.8835
15	Indiana	0.8657	0.9060
16	Iowa	0.8478	0.8931
17	Kansas	0.8123	0.8673
18	Kentucky	0.7769	0.8412
19	Louisiana	0.7370	0.8114
20	Maine	0.9027	0.9323
21	Maryland	0.9225	0.9463
22	Massachusetts <sup>1</sup>	1.0438	1.0298
23	Michigan	0.8783	0.9150
24	Minnesota	0.9330	0.9536
25	Mississippi	0.7649	0.8323
26	Missouri	0.8011	0.8591

CBSA Code	Nonurban Area	Wage Index	GAF
27	Montana	0.8693	0.9085
28	Nebraska	0.9040	0.9332
29	Nevada	0.9286	0.9505
30	New Hampshire	0.9931	0.9953
31	New Jersey <sup>1</sup>	1.1277	1.0858
32	New Mexico	0.8684	0.9079
33	New York	0.8166	0.8705
34	North Carolina	0.8570	0.8997
35	North Dakota	0.7750	0.8398
36	Ohio	0.8692	0.9085
37	Oklahoma	0.7711	0.8369
38	Oregon	1.0160	1.0109
39	Pennsylvania	0.8309	0.8809
40	Puerto Rico <sup>1</sup>	-----	-----
41	Rhode Island <sup>1</sup>	0.9244	0.9476
42	South Carolina	0.8705	0.9094
43	South Dakota	0.8390	0.8867
44	Tennessee	0.7896	0.8506
45	Texas	0.7997	0.8581
46	Utah	0.8297	0.8800
47	Vermont	0.9446	0.9617
49	Virginia	0.8062	0.8628
50	Washington	1.0309	1.0211
51	West Virginia	0.7882	0.8496
52	Wisconsin	0.9489	0.9647
53	Wyoming	0.9172	0.9425

<sup>1</sup>All counties within the State are classified as urban, with the exception of Massachusetts. Massachusetts has area(s) designated as rural, however, no short-term, acute care hospitals are located in the area(s) for FY 2005.

Massachusetts, New Jersey, and Rhode Island rural floors are imputed as discussed in section IV.N.6 of the preamble.

TABLE 4C<sub>1</sub>. -- WAGE INDEX AND CAPITAL GEOGRAPHIC ADJUSTMENT

FACTOR (GAF) FOR HOSPITALS THAT ARE RECLASSIFIED BY MSA

MSA Code	Area	Wage Index	GAF
0040	Abilene, TX	0.8026	0.8602
0080	Akron, OH	0.9042	0.9334
0200	Albuquerque, NM	1.0211	1.0144
0220	Alexandria, LA	0.8178	0.8713
0240	Allentown-Bethlehem-Easton, PA	0.9455	0.9623
0280	Altoona, PA	0.8452	0.8912
0320	Amarillo, TX	0.9177	0.9429
0380	Anchorage, AK	1.2164	1.1436
0440	Ann Arbor, MI	1.0669	1.0453
0450	Anniston, AL	0.7949	0.8545
0480	Asheville, NC	0.9397	0.9583
0500	Athens, GA	0.9831	0.9884
0520	Atlanta, GA	0.9855	0.9900
0560	Atlantic-Cape May, NJ	1.0603	1.0409
0580	Auburn-Opelika, AL	0.8070	0.8634
0600	Augusta-Aiken, GA-SC	0.9074	0.9356
0640	Austin-San Marcos, TX	0.9597	0.9722
0733	Bangor, ME	0.9937	0.9957
0743	Barnstable-Yarmouth, MA	1.2158	1.1432
0760	Baton Rouge, LA	0.8356	0.8843
0870	Benton Harbor, MI	0.8901	0.9234
0875	Bergen-Passaic, NJ	1.2011	1.1337
0920	Biloxi-Gulfport-Pascagoula, MS	0.8637	0.9045
1000	Birmingham, AL	0.9198	0.9444
1123	Boston-Worcester-Lawrence-Lowell-Brockton, MA-NH	1.1285	1.0863
1303	Burlington, VT	0.9104	0.9377
1350	Casper, WY	0.9327	0.9534
1400	Champaign-Urbana, IL	0.9573	0.9706
1440	Charleston-North Charleston, SC	0.9415	0.9596
1480	Charleston, WV (OH Hospitals)	0.8759	0.9133
1480	Charleston, WV (WV Hospitals)	0.8579	0.9004
1520	Charlotte-Gastonia-Rock Hill, NC-SC	0.9671	0.9774
1540	Charlottesville, VA	0.9931	0.9953
1560	Chattanooga, TN-GA	0.9208	0.9451
1600	Chicago, IL	1.0707	1.0479
1640	Cincinnati, OH-KY-IN	0.9574	0.9706



MSA Code	Area	Wage Index	GAF
1660	Clarksville-Hopkinsville, TN-KY	0.8109	0.8663
1680	Cleveland-Lorain-Elyria, OH	0.9620	0.9738
1740	Columbia, MO	0.8388	0.8866
1760	Columbia, SC	0.9341	0.9544
1800	Columbus, GA-AL	0.8357	0.8843
1840	Columbus, OH	0.9615	0.9735
1890	Corvallis, OR	1.0534	1.0363
1920	Dallas, TX	1.0043	1.0029
1960	Davenport-Rock Island-Moline, IA-IL	0.8632	0.9042
2030	Decatur, AL	0.8893	0.9228
2080	Denver, CO	1.0679	1.0460
2120	Des Moines, IA	0.9101	0.9375
2160	Detroit, MI	1.0232	1.0158
2240	Duluth-Superior, MN-WI	1.0345	1.0235
2330	Elkhart-Goshen, IN	0.9134	0.9399
2360	Erie, PA	0.8502	0.8948
2400	Eugene-Springfield, OR	1.0535	1.0363
2440	Evansville-Henderson, IN-KY	0.8227	0.8749
2520	Fargo-Moorhead, ND-MN (MN Hospitals)	0.9339	0.9542
2520	Fargo-Moorhead, ND-MN (ND, SD Hospitals)	0.9189	0.9437
2560	Fayetteville, NC	0.9003	0.9306
2580	Fayetteville-Springdale-Rogers, AR	0.8670	0.9069
2620	Flagstaff, AZ-UT	1.0458	1.0311
2640	Flint, MI	1.0973	1.0657
2670	Fort Collins-Loveland, CO	1.0230	1.0157
2680	Fort Lauderdale, FL	1.0382	1.0260
2710	Fort Pierce-Port St. Lucie, FL	1.0093	1.0064
2720	Fort Smith, AR-OK	0.8071	0.8635
2800	Fort Worth-Arlington, TX	0.9539	0.9682
3000	Grand Rapids-Muskegon-Holland, MI	0.9523	0.9671
3040	Great Falls, MT	0.8831	0.9184
3060	Greeley, CO	0.9732	0.9816
3080	Green Bay, WI	0.9573	0.9706
3120	Greensboro--Winston-Salem--High Point, NC	0.9324	0.9532
3150	Greenville, NC	0.9179	0.9430
3240	Harrisburg-Lebanon-Carlisle, PA	0.9172	0.9425
3283	Hartford, CT	1.0927	1.0626
3290	Hickory-Morganton-Lenoir, NC	0.9344	0.9546
3320	Honolulu, HI	1.1025	1.0691
3360	Houston, TX	1.0122	1.0083
3400	Huntington-Ashland, WV-KY-OH	0.9009	0.9310

MSA Code	Area	Wage Index	GAF
3440	Huntsville, AL	0.8826	0.9180
3480	Indianapolis, IN	1.0033	1.0023
3500	Iowa City, IA	0.9486	0.9645
3560	Jackson, MS	0.8269	0.8780
3580	Jackson, TN	0.8707	0.9095
3600	Jacksonville, FL	0.9553	0.9692
3660	Johnson City-Kingsport-Bristol, TN-VA	0.8206	0.8734
3700	Jonesboro, AR	0.8229	0.8750
3710	Joplin, MO	0.8573	0.8999
3720	Kalamazoo-Battle Creek, MI	1.0241	1.0164
3760	Kansas City, MO-KS	0.9629	0.9744
3840	Knoxville, TN	0.8524	0.8964
3880	Lafayette, LA	0.8116	0.8668
3980	Lakeland-Winter Haven, FL	0.8943	0.9264
4120	Las Vegas, NV-AZ	1.0977	1.0659
4280	Lexington, KY	0.8034	0.8608
4320	Lima, OH	0.9239	0.9472
4360	Lincoln, NE	0.9720	0.9807
4400	Little Rock-North Little Rock, AR	0.8840	0.9190
4420	Longview-Marshall, TX	0.8620	0.9033
4480	Los Angeles-Long Beach, CA	1.1742	1.1162
4520	Louisville, KY-IN	0.9166	0.9421
4600	Lubbock, TX	0.8774	0.9143
4640	Lynchburg, VA	0.8883	0.9221
4680	Macon, GA	0.9625	0.9742
4720	Madison, WI	1.0237	1.0162
4890	Medford-Ashland, OR	1.0248	1.0169
4920	Memphis, TN-AR-MS	0.8889	0.9225
5000	Miami, FL	1.0022	1.0015
5015	Middlesex-Somerset-Hunterdon, NJ	1.1788	1.1192
5080	Milwaukee-Waukesha, WI	0.9950	0.9966
5120	Minneapolis-St. Paul, MN-WI	1.1044	1.0704
5140	Missoula, MT	0.9630	0.9745
5160	Mobile, AL	0.7934	0.8534
5170	Modesto, CA	1.1993	1.1325
5240	Montgomery, AL	0.8311	0.8810
5360	Nashville, TN	0.9758	0.9834
5560	New Orleans, LA	0.9100	0.9375
5600	New York-Newark, NY-NJ-PA	1.3596	1.2341
5640	Newark, NJ	1.1788	1.1192
5660	Newburgh, NY-PA	1.0609	1.0413

MSA Code	Area	Wage Index	GAF
5720	Norfolk-Virginia Beach-Newport News, VA-NC	0.8928	0.9253
5775	Oakland, CA	1.5338	1.3403
5790	Ocala, FL	0.9174	0.9427
5800	Odessa-Midland, TX	0.9389	0.9577
5880	Oklahoma City, OK	0.8968	0.9281
5910	Olympia, WA	1.1005	1.0678
5920	Omaha, NE-IA	0.9740	0.9821
5945	Orange County, CA	1.1701	1.1136
5960	Orlando, FL	0.9731	0.9815
6120	Peoria-Pekin, IL	0.8913	0.9242
6160	Philadelphia, PA-NJ	1.1788	1.1192
6200	Phoenix-Mesa, AZ	0.9985	0.9990
6240	Pine Bluff, AR	0.8381	0.8861
6280	Pittsburgh, PA	0.8743	0.9121
6323	Pittsfield, MA	0.9998	0.9999
6340	Pocatello, ID	0.9229	0.9465
6403	Portland, ME	0.9807	0.9867
6440	Portland-Vancouver, OR-WA	1.1371	1.0920
6520	Provo-Orem, UT	0.9596	0.9722
6640	Raleigh-Durham-Chapel Hill, NC	0.9943	0.9961
6680	Reading, PA	0.9218	0.9458
6690	Redding, CA	1.1709	1.1141
6720	Reno, NV	1.0446	1.0303
6740	Richland-Kennewick-Pasco, WA	1.0254	1.0173
6800	Roanoke, VA (VA Hospitals)	0.8489	0.8939
6800	Roanoke, VA (WV Hospitals)	0.8468	0.8924
6820	Rochester, MN	1.1490	1.0998
6880	Rockford, IL	0.9484	0.9644
6920	Sacramento, CA	1.1829	1.1219
6960	Saginaw-Bay City-Midland, MI	0.9431	0.9607
6980	St. Cloud, MN	1.0095	1.0065
7040	St. Louis, MO-IL	0.8973	0.9285
7160	Salt Lake City-Ogden, UT	0.9491	0.9649
7240	San Antonio, TX	0.9020	0.9318
7400	San Jose, CA	1.4734	1.3040
7440	San Juan-Bayamon, PR	0.4801	0.6050
7490	Santa Fe, NM	1.0066	1.0045
7500	Santa Rosa, CA	1.2938	1.1929
7520	Savannah, GA	0.9464	0.9630
7600	Seattle-Bellevue-Everett, WA	1.1463	1.0980
7640	Sherman-Denison, TX	0.9106	0.9379

MSA Code	Area	Wage Index	GAF
7680	Shreveport-Bossier City, LA	0.8941	0.9262
7720	Sioux City, IA-NE	0.9040	0.9332
7760	Sioux Falls, SD	0.9414	0.9595
7800	South Bend, IN	0.9434	0.9609
7840	Spokane, WA	1.0458	1.0311
7880	Springfield, IL	0.8732	0.9113
7920	Springfield, MO	0.8267	0.8778
8160	Syracuse, NY	0.9246	0.9477
8360	Texarkana, TX-Texarkana, AR	0.8440	0.8903
8400	Toledo, OH	0.9514	0.9665
8440	Topeka, KS	0.8896	0.9230
8560	Tulsa, OK	0.8756	0.9130
8600	Tuscaloosa, AL	0.8441	0.8904
8640	Tyler, TX	0.9335	0.9540
8720	Vallejo-Farifield-Napa, CA	1.3802	1.2469
8750	Victoria, TX	0.8456	0.8915
8800	Waco, TX	0.8172	0.8709
8840	Washington, DC-MD-VA-WV	1.0866	1.0585
8940	Wausau, WI	1.0101	1.0069
8960	West Palm Beach-Boca Raton, FL	1.0046	1.0031
9040	Wichita, KS	0.9186	0.9435
9160	Wilmington-Newark, DE-MD	1.0955	1.0645
9200	Wilmington, NC	0.9225	0.9463
9320	Youngstown-Warren, OH	0.9406	0.9589
10	Rural Florida	0.8559	0.8989
14	Rural Illinois	0.8348	0.8837
24	Rural Minnesota	0.9339	0.9542
26	Rural Missouri	0.8041	0.8613
28	Rural Nebraska	0.9040	0.9332
29	Rural Nevada	0.9286	0.9505
30	Rural New Hampshire	0.9931	0.9953
45	Rural Texas	0.7942	0.8540
50	Rural Washington	1.0063	1.0043
53	Rural Wyoming	0.9172	0.9425

TABLE 4C<sub>2</sub>. -- WAGE INDEX AND CAPITAL GEOGRAPHIC ADJUSTMENT

FACTOR (GAF) FOR HOSPITALS THAT ARE RECLASSIFIED BY CBSA

CBSA Code	Area	Wage Index	GAF
10180	Abilene, TX	0.7997	0.8581
10420	Akron, OH	0.9042	0.9334
10740	Albuquerque, NM	1.0211	1.0144
10780	Alexandria, LA	0.8178	0.8713
10900	Allentown-Bethlehem-Easton, PA-NJ	0.9519	0.9668
11020	Altoona, PA	0.8452	0.8912
11100	Amarillo, TX	0.9177	0.9429
11260	Anchorage, AK	1.2164	1.1436
11300	Anderson, IN	0.8773	0.9143
11460	Ann Arbor, MI	1.0816	1.0552
11500	Anniston-Oxford, AL	0.7949	0.8545
11700	Asheville, NC	0.9208	0.9451
12020	Athens-Clarke County, GA	0.9974	0.9982
12060	Atlanta-Sandy Springs-Marietta, GA	0.9846	0.9894
12220	Auburn-Opelika, AL	0.8070	0.8634
12260	Augusta-Richmond County, GA-SC	0.9035	0.9329
12420	Austin-Round Rock, TX	0.9597	0.9722
12620	Bangor, ME	0.9937	0.9957
12700	Barnstable Town, MA	1.2158	1.1432
12940	Baton Rouge, LA	0.8322	0.8818
13020	Bay City, MI	0.9579	0.9710
13644	Bethesda-Frederick-Gaithersburg, MD	1.0663	1.0449
13780	Binghamton, NY	0.8464	0.8921
13820	Birmingham-Hoover, AL	0.9157	0.9415
14060	Bloomington-Normal, IL	0.9110	0.9382
14484	Boston-Quincy, MA	1.1574	1.1053
14540	Bowling Green, KY	0.8141	0.8686
15380	Buffalo-Niagara Falls, NY	0.9332	0.9538
15540	Burlington-South Burlington, VT	0.9104	0.9377
15764	Cambridge-Newton-Framingham, MA	1.1184	1.0796
16180	Carson City, NV	0.9899	0.9931
16220	Casper, WY	0.9327	0.9534
16580	Champaign-Urbana, IL	0.9573	0.9706
16620	Charleston, WV (OH Hospitals)	0.8692	0.9085
16620	Charleston, WV (WV Hospitals)	0.8572	0.8999
16700	Charleston-North Charleston, SC	0.9415	0.9596
16740	Charlotte-Gastonia-Concord, NC-SC	0.9585	0.9714
16820	Charlottesville, VA	0.9931	0.9953
16860	Chattanooga, TN-GA	0.9208	0.9451
16974	Chicago-Naperville-Joliet, IL	1.0727	1.0492
17140	Cincinnati-Middletown, OH-KY-IN	0.9499	0.9654

CBSA Code	Area	Wage Index	GAF
17300	Clarksville, TN-KY	0.8109	0.8663
17460	Cleveland-Elyria-Mentor, OH	0.9644	0.9755
17780	College Station-Bryan, TX	0.9221	0.9460
17860	Columbia, MO	0.8388	0.8866
17900	Columbia, SC	0.9298	0.9514
17980	Columbus, GA-AL	0.8357	0.8843
18140	Columbus, OH	0.9604	0.9727
18700	Corvallis, OR	1.0333	1.0227
19124	Dallas-Plano-Irving, TX	1.0063	1.0043
19340	Davenport-Moline-Rock Island, IA-IL	0.8632	0.9042
19460	Decatur, AL	0.8893	0.9228
19660	Deltona-Daytona Beach-Ormond Beach, FL	0.8901	0.9234
19740	Denver-Aurora, CO	1.0679	1.0460
19780	Des Moines, IA	0.9101	0.9375
20260	Duluth, MN-WI	1.0329	1.0224
20500	Durham, NC	1.0213	1.0145
21140	Elkhart-Goshen, IN	0.9134	0.9399
21500	Erie, PA	0.8502	0.8948
21660	Eugene-Springfield, OR	1.0535	1.0363
21780	Evansville, IN-KY	0.8209	0.8736
22020	Fargo, ND-MN (MN Hospitals)	0.9330	0.9536
22020	Fargo, ND-MN (ND, SD Hospitals)	0.9189	0.9437
22180	Fayetteville, NC	0.9003	0.9306
22220	Fayetteville-Springdale-Rogers, AR-MO	0.8670	0.9069
22380	Flagstaff, AZ	1.0564	1.0383
22540	Fond du Lac, WI	0.9489	0.9647
22660	Fort Collins-Loveland, CO	1.0230	1.0157
22744	Ft Lauderdale-Pompano Beach-Deerfield	1.0382	1.0260
22900	Fort Smith, AR-OK	0.8067	0.8632
23020	Fort Walton Beach-Crestview-Destin, FL	0.8598	0.9017
23104	Fort Worth-Arlington, TX	0.9493	0.9650
23540	Gainesville, FL	0.9446	0.9617
24340	Grand Rapids-Wyoming, MI	0.9418	0.9598
24500	Great Falls, MT	0.8831	0.9184
24540	Greeley, CO	0.9732	0.9816
24580	Green Bay, WI	0.9578	0.9709
24780	Greenville, NC	0.9179	0.9430
24860	Greenville, SC	0.9532	0.9677
25060	Gulfport-Biloxi, MS	0.8764	0.9136
25420	Harrisburg-Carlisle, PA	0.9201	0.9446
25540	Hartford-West Hartford-East Hartford, CT (CT Hospitals)	1.1583	1.1059

CBSA Code	Area	Wage Index	GAF
25540	Hartford-West Hartford-East Hartford, CT (MA, NY Hospitals)	1.1070	1.0721
25860	Hickory-Lenoir-Morganton, NC	0.9344	0.9546
26100	Holland-Grand Haven, MI	0.9424	0.9602
26420	Houston-Baytown-Sugar Land, TX	0.9975	0.9983
26580	Huntington-Ashland, WV-KY-OH	0.9009	0.9310
26620	Huntsville, AL	0.8838	0.9189
26820	Idaho Falls, ID	0.9040	0.9332
26900	Indianapolis, IN	1.0104	1.0071
26980	Iowa City, IA	0.9486	0.9645
27060	Ithaca, NY	0.9291	0.9509
27140	Jackson, MS	0.8285	0.8791
27180	Jackson, TN	0.8707	0.9095
27260	Jacksonville, FL	0.9554	0.9692
27860	Jonesboro, AR	0.8229	0.8750
27900	Joplin, MO	0.8573	0.8999
28020	Kalamazoo-Portage, MI	1.0689	1.0467
28100	Kankakee-Bradley, IL	1.0128	1.0087
28140	Kansas City, MO-KS	0.9617	0.9736
28420	Kennewick-Richland-Pasco, WA (OR Hospitals)	1.0254	1.0173
28420	Kennewick-Richland-Pasco, WA (WA Hospitals)	1.0309	1.0211
28700	Kingsport-Bristol-Bristol, TN-VA	0.8235	0.8755
28940	Knoxville, TN	0.8564	0.8993
29140	Lafayette, IN	0.9051	0.9340
29180	Lafayette, LA	0.8299	0.8801
29460	Lakeland, FL	0.8943	0.9264
29620	Lansing-East Lansing, MI	0.9653	0.9761
29820	Las Vegas-Paradise, NV	1.1193	1.0802
30460	Lexington-Fayette, KY	0.8067	0.8632
30620	Lima, OH	0.9324	0.9532
30700	Lincoln, NE	0.9720	0.9807
30780	Little Rock-North Little Rock, AR	0.8840	0.9190
30980	Longview, TX	0.8570	0.8997
31084	Los Angeles-Long Beach-Santa Ana, CA	1.1742	1.1162
31140	Louisville, KY-IN	0.9126	0.9393
31180	Lubbock, TX	0.8774	0.9143
31340	Lynchburg, VA	0.8883	0.9221
31420	Macon, GA	0.9814	0.9872
31540	Madison, WI	1.0194	1.0132
31700	Manchester-Nashua, NH	1.0633	1.0429
32780	Medford, OR	1.0248	1.0169
32820	Memphis, TN-MS-AR	0.8884	0.9222

CBSA Code	Area	Wage Index	GAF
33124	Miami-Miami Beach-Kendall, FL	1.0022	1.0015
33260	Midland, TX	0.9199	0.9444
33340	Milwaukee-Waukesha-West Allis, WI	0.9954	0.9968
33460	Minneapolis-St. Paul-Bloomington, MN-WI	1.1044	1.0704
33540	Missoula, MT	0.9630	0.9745
33660	Mobile, AL	0.7997	0.8581
33700	Modesto, CA	1.1993	1.1325
33860	Montgomery, AL	0.8311	0.8810
34740	Muskegon-Norton Shores, MI	0.9743	0.9823
34900	Napa, CA	1.3508	1.2287
34980	Nashville-Davidson--Murfreesboro, TN	0.9758	0.9834
35084	Newark-Union, NJ-PA	1.1569	1.1050
35380	New Orleans-Metairie-Kenner, LA	0.9100	0.9375
35644	New York-Wayne-White Plains, NY-NJ	1.3317	1.2167
36084	Oakland-Fremont-Hayward, CA	1.5338	1.3403
36100	Ocala, FL	0.8963	0.9278
36140	Ocean City, NJ	1.1277	1.0858
36220	Odessa, TX	0.9495	0.9651
36260	Ogden-Clearfield, UT	0.9228	0.9465
36420	Oklahoma City, OK	0.8985	0.9293
36500	Olympia, WA	1.1005	1.0678
36540	Omaha-Council Bluffs, NE-IA	0.9740	0.9821
36740	Orlando, FL	0.9731	0.9815
37900	Peoria, IL	0.8913	0.9242
38060	Phoenix-Mesa-Scottsdale, AZ	0.9985	0.9990
38220	Pine Bluff, AR	0.8381	0.8861
38300	Pittsburgh, PA	0.8723	0.9107
38340	Pittsfield, MA	0.9998	0.9999
38540	Pocatello, ID	0.9229	0.9465
38860	Portland-South Portland-Biddeford, ME	0.9807	0.9867
38900	Portland-Vancouver-Beaverton, OR-WA	1.1371	1.0920
38940	Port St. Lucie-Fort Pierce, FL	1.0093	1.0064
39100	Poughkeepsie-Newburgh-Middletown, NY	1.1034	1.0697
39340	Provo-Orem, UT	0.9572	0.9705
39580	Raleigh-Cary, NC	0.9616	0.9735
39740	Reading, PA	0.9054	0.9342
39820	Redding, CA	1.1709	1.1141
39900	Reno-Sparks, NV	1.0446	1.0303
40220	Roanoke, VA	0.8455	0.8914
40340	Rochester, MN	1.1490	1.0998
40380	Rochester, NY	0.9283	0.9503



CBSA Code	Area	Wage Index	GAF
40420	Rockford, IL	0.9484	0.9644
40484	Rockingham County, NH	1.0205	1.0140
40660	Rome, GA	0.8909	0.9239
40900	Sacramento--Arden-Arcade--Roseville, CA	1.1683	1.1124
40980	Saginaw-Saginaw Township North, MI	0.9405	0.9589
41060	St. Cloud, MN	1.0095	1.0065
41180	St. Louis, MO-IL	0.8973	0.9285
41700	San Antonio, TX	0.9000	0.9304
42044	Santa Ana-Anaheim-Irvine, CA	1.1701	1.1136
42140	Santa Fe, NM	1.0066	1.0045
42220	Santa Rosa-Petaluma, CA	1.2938	1.1929
42340	Savannah, GA	0.9464	0.9630
42644	Seattle-Bellevue-Everett, WA	1.1476	1.0989
43300	Sherman-Denison, TX	0.9106	0.9379
43340	Shreveport-Bossier City, LA	0.8955	0.9272
43580	Sioux City, IA-NE-SD	0.9040	0.9332
43620	Sioux Falls, SD	0.9414	0.9595
43780	South Bend-Mishawaka, IN-MI	0.9434	0.9609
43900	Spartanburg, SC	0.9378	0.9570
44060	Spokane, WA	1.0458	1.0311
44100	Springfield, IL	0.8732	0.9113
44180	Springfield, MO	0.8267	0.8778
44220	Springfield, OH	0.8741	0.9120
44940	Sumter, SC	0.8705	0.9094
45060	Syracuse, NY	0.9246	0.9477
45500	Texarkana, TX-Texarkana, AR	0.8440	0.8903
45780	Toledo, OH	0.9514	0.9665
45820	Topeka, KS	0.8896	0.9230
46140	Tulsa, OK	0.8717	0.9103
46220	Tuscaloosa, AL	0.8339	0.8830
46340	Tyler, TX	0.9335	0.9540
47260	Virginia Beach-Norfolk-Newport News, VA	0.8928	0.9253
47380	Waco, TX	0.8151	0.8694
47644	Warren-Farmington-Hills-Troy, MI	1.0109	1.0075
47894	Washington-Arlington-Alexandria DC-VA	1.1026	1.0692
47940	Waterloo-Cedar Falls, IA	0.8629	0.9040
48140	Wausau, WI	1.0101	1.0069
48620	Wichita, KS	0.9170	0.9424
48700	Williamsport, PA	0.8476	0.8929
48864	Wilmington, DE-MD-NJ	1.0853	1.0577
48900	Wilmington, NC	0.9225	0.9463

CBSA Code	Area	Wage Index	GAF
49020	Winchester, VA-WV	1.0008	1.0005
49180	Winston-Salem, NC	0.9252	0.9482
49660	Youngstown-Warren-Boardman, OH-PA	0.9067	0.9351
10	Rural Florida	0.8427	0.8894
14	Rural Illinois	0.8346	0.8835
15	Rural Indiana	0.8657	0.9060
24	Rural Minnesota	0.9330	0.9536
26	Rural Missouri	0.8011	0.8591
28	Rural Nebraska	0.9040	0.9332
29	Rural Nevada	0.8778	0.9146
30	Rural New Hampshire	0.9931	0.9953
45	Rural Texas	0.7997	0.8581
50	Rural Washington	1.0203	1.0139
53	Rural Wyoming	0.9172	0.9425

TABLE 4F<sub>1</sub>.--PUERTO RICO WAGE INDEX AND CAPITAL GEOGRAPHIC ADJUSTMENT FACTOR (GAF) BY MSA

MSA Code	Area	Wage Index	GAF	Wage Index-- Reclassified Hospitals	GAF-- Reclassified Hospitals
0060	Aguadilla, PR	0.9221	0.9460	-----	-----
0470	<sup>1</sup> Arecibo, PR	0.8708	0.9096	-----	-----
1310	Caguas, PR	0.8736	0.9116	-----	-----
4840	Mayaguez, PR	1.0248	1.0169	-----	-----
6360	Ponce, PR	1.0657	1.0445	-----	-----
7440	San Juan-Bayamon, PR	1.0326	1.0222	1.0326	1.0222
40	Rural Puerto Rico	0.8708	0.9096	-----	-----

<sup>1</sup>Hospitals geographically located in the area are assigned the Rural Puerto Rico wage index value.

**TABLE 4F<sub>2</sub>.--PUERTO RICO WAGE INDEX AND CAPITAL GEOGRAPHIC  
ADJUSTMENTFACTOR (GAF) BY CBSA**

<b>CBSA Code</b>	<b>Area</b>	<b>Wage Index</b>	<b>GAF</b>
10380	Aguadilla-Isabela-San Sebastián, PR	0.9193	0.9440
21940	Fajardo, PR	0.8478	0.8931
25020	Guayama, PR	0.8621	0.9034
32420	Mayagüez, PR	0.9662	0.9767
38660	Ponce, PR	1.0768	1.0520
41900	San Germán-Cabo Rojo, PR	1.1250	1.0840
41980	San Juan-Caguas-Guaynabo, PR	0.9990	0.9993
49500	Yauco, PR	0.9665	0.9769

**TABLE 4G.--PRE-RECLASSIFIED WAGE INDEX FOR URBAN AREAS**

<b>CBSA Code</b>	<b>Urban Area (Constituent Counties)</b>	<b>Wage Index</b>
10180	Abilene, TX Callahan County, TX Jones County, TX Taylor County, TX	0.7997
10380	Aguadilla-Isabela-San Sebastián, PR Aguada Municipio, PR Aguadilla Municipio, PR Añasco Municipio, PR Isabela Municipio, PR Lares Municipio, PR Moca Municipio, PR Rincón Municipio, PR San Sebastián Municipio, PR	0.4274
10420	Akron, OH Portage County, OH Summit County, OH	0.9042
10500	Albany, GA Baker County, GA Dougherty County, GA Lee County, GA Terrell County, GA Worth County, GA	1.1277
10580	Albany-Schenectady-Troy, NY Albany County, NY Rensselaer County, NY Saratoga County, NY Schenectady County, NY Schoharie County, NY	0.8668
10740	Albuquerque, NM Bernalillo County, NM Sandoval County, NM Torrance County, NM Valencia County, NM	1.0486
10780	Alexandria, LA Grant Parish, LA Rapides Parish, LA	0.8178

CBSA Code	Urban Area (Constituent Counties)	Wage Index
10900	Allentown-Bethlehem-Easton, PA-NJ Warren County, NJ Carbon County, PA Lehigh County, PA Northampton County, PA	0.9519
11020	Altoona, PA Blair County, PA	0.8452
11100	Amarillo, TX Armstrong County, TX Carson County, TX Potter County, TX Randall County, TX	0.9177
11180	Ames, IA Story County, IA	0.9480
11260	Anchorage, AK Anchorage Municipality, AK Matanuska-Susitna Borough, AK	1.2164
11300	Anderson, IN Madison County, IN	0.8753
11340	Anderson, SC Anderson County, SC	0.8705
11460	Ann Arbor, MI Washtenaw County, MI	1.1037
11500	Anniston-Oxford, AL Calhoun County, AL	0.7898
11540	Appleton, WI Calumet County, WI Outagamie County, WI	0.9489
11700	Asheville, NC Buncombe County, NC Haywood County, NC Henderson County, NC Madison County, NC	0.9208
12020	Athens-Clarke County, GA Clarke County, GA Madison County, GA Oconee County, GA Oglethorpe County, GA	1.0173

CBSA Code	Urban Area (Constituent Counties)	Wage Index
12060	Atlanta-Sandy Springs-Marietta, GA Barrow County, GA Bartow County, GA Butts County, GA Carroll County, GA Cherokee County, GA Clayton County, GA Cobb County, GA Coweta County, GA Dawson County, GA DeKalb County, GA Douglas County, GA Fayette County, GA Forsyth County, GA Fulton County, GA Gwinnett County, GA Haralson County, GA Heard County, GA Henry County, GA Jasper County, GA Lamar County, GA Meriwether County, GA Newton County, GA Paulding County, GA Pickens County, GA Pike County, GA Rockdale County, GA Spalding County, GA Walton County, GA	0.9960
12100	Atlantic City, NJ Atlantic County, NJ	1.0917
12220	Auburn-Opelika, AL Lee County, AL	0.8221
12260	Augusta-Richmond County, GA-SC Burke County, GA Columbia County, GA McDuffie County, GA Richmond County, GA Aiken County, SC Edgefield County, SC	0.9156

CBSA Code	Urban Area (Constituent Counties)	Wage Index
12420	Austin-Round Rock, TX Bastrop County, TX Caldwell County, TX Hays County, TX Travis County, TX Williamson County, TX	0.9597
12540	Bakersfield, CA Kern County, CA	1.0422
12580	Baltimore-Towson, MD Anne Arundel County, MD Baltimore County, MD Carroll County, MD Harford County, MD Howard County, MD Queen Anne's County, MD Baltimore City, MD	0.9892
12620	Bangor, ME Penobscot County, ME	0.9937
12700	Barnstable Town, MA Barnstable County, MA	1.2327
12940	Baton Rouge, LA Ascension Parish, LA East Baton Rouge Parish, LA East Feliciana Parish, LA Iberville Parish, LA Livingston Parish, LA Pointe Coupee Parish, LA St. Helena Parish, LA West Baton Rouge Parish, LA West Feliciana Parish, LA	0.8322
12980	Battle Creek, MI Calhoun County, MI	0.9345
13020	Bay City, MI Bay County, MI	0.9579
13140	Beaumont-Port Arthur, TX Hardin County, TX Jefferson County, TX Orange County, TX	0.8617
13380	Bellingham, WA Whatcom County, WA	1.1605
13460	Bend, OR Deschutes County, OR	1.0590

CBSA Code	Urban Area (Constituent Counties)	Wage Index
13644	Bethesda-Frederick-Gaithersburg, MD Frederick County, MD Montgomery County, MD	1.0935
13740	Billings, MT Carbon County, MT Yellowstone County, MT	0.8973
13780	Binghamton, NY Broome County, NY Tioga County, NY	0.8464
13820	Birmingham-Hoover, AL Bibb County, AL Blount County, AL Chilton County, AL Jefferson County, AL St. Clair County, AL Shelby County, AL Walker County, AL	0.9157
13900	Bismarck, ND Burleigh County, ND Morton County, ND	0.7750
13980	Blacksburg-Christiansburg-Radford, VA Giles County, VA Montgomery County, VA Pulaski County, VA Radford City, VA	0.8062
14020	Bloomington, IN Greene County, IN Monroe County, IN Owen County, IN	0.8657
14060	Bloomington-Normal, IL McLean County, IL	0.9110
14260	Boise City-Nampa, ID Ada County, ID Boise County, ID Canyon County, ID Gem County, ID Owyhee County, ID	0.9338
14484	Boston-Quincy, MA Norfolk County, MA Plymouth County, MA Suffolk County, MA	1.1766



CBSA Code	Urban Area (Constituent Counties)	Wage Index
14500	Boulder, CO Boulder County, CO	1.0044
14540	Bowling Green, KY Edmonson County, KY Warren County, KY	0.8141
14740	Bremerton-Silverdale, WA Kitsap County, WA	1.0608
14860	Bridgeport-Stamford-Norwalk, CT Fairfield County, CT	1.2846
15180	Brownsville-Harlingen, TX Cameron County, TX	1.0158
15260	Brunswick, GA Brantley County, GA Glynn County, GA McIntosh County, GA	1.1958
15380	Buffalo-Niagara Falls, NY Erie County, NY Niagara County, NY	0.9332
15500	Burlington, NC Alamance County, NC	0.8954
15540	Burlington-South Burlington, VT Chittenden County, VT Franklin County, VT Grand Isle County, VT	0.9356
15764	Cambridge-Newton-Framingham, MA Middlesex County, MA	1.1184
15804	Camden, NJ Burlington County, NJ Camden County, NJ Gloucester County, NJ	1.0661
15940	Canton-Massillon, OH Carroll County, OH Stark County, OH	0.8908
15980	Cape Coral-Fort Myers, FL Lee County, FL	0.9338
16180	Carson City, NV Carson City, NV	1.0336
16220	Casper, WY Natrona County, WY	0.9235

CBSA Code	Urban Area (Constituent Counties)	Wage Index
16300	Cedar Rapids, IA Benton County, IA Jones County, IA Linn County, IA	0.8963
16580	Champaign-Urbana, IL Champaign County, IL Ford County, IL Piatt County, IL	0.9515
16620	Charleston, WV Boone County, WV Clay County, WV Kanawha County, WV Lincoln County, WV Putnam County, WV	0.8877
16700	Charleston-North Charleston, SC Berkeley County, SC Charleston County, SC Dorchester County, SC	0.9415
16740	Charlotte-Gastonia-Concord, NC-SC Anson County, NC Cabarrus County, NC Gaston County, NC Mecklenburg County, NC Union County, NC York County, SC	0.9698
16820	Charlottesville, VA Albemarle County, VA Fluvanna County, VA Greene County, VA Nelson County, VA Charlottesville City, VA	1.0292
16860	Chattanooga, TN-GA Catoosa County, GA Dade County, GA Walker County, GA Hamilton County, TN Marion County, TN Sequatchie County, TN	0.9208
16940	Cheyenne, WY Laramie County, WY	0.9172

CBSA Code	Urban Area (Constituent Counties)	Wage Index
16974	Chicago-Naperville-Joliet, IL Cook County, IL DeKalb County, IL DuPage County, IL Grundy County, IL Kane County, IL Kendall County, IL McHenry County, IL Will County, IL	1.0864
17020	Chico, CA Butte County, CA	1.0546
17140	Cincinnati-Middletown, OH-KY-IN Dearborn County, IN Franklin County, IN Ohio County, IN Boone County, KY Bracken County, KY Campbell County, KY Gallatin County, KY Grant County, KY Kenton County, KY Pendleton County, KY Brown County, OH Butler County, OH Clermont County, OH Hamilton County, OH Warren County, OH	0.9497
17300	Clarksville, TN-KY Christian County, KY Trigg County, KY Montgomery County, TN Stewart County, TN	0.8004
17420	Cleveland, TN Bradley County, TN Polk County, TN	0.7896
17460	Cleveland-Elyria-Mentor, OH Cuyahoga County, OH Geauga County, OH Lake County, OH Lorain County, OH Medina County, OH	0.9644

CBSA Code	Urban Area (Constituent Counties)	Wage Index
17660	Coeur d'Alene, ID Kootenai County, ID	0.9325
17780	College Station-Bryan, TX Brazos County, TX Burleson County, TX Robertson County, TX	0.9221
17820	Colorado Springs, CO El Paso County, CO Teller County, CO	0.9771
17860	Columbia, MO Boone County, MO Howard County, MO	0.8388
17900	Columbia, SC Calhoun County, SC Fairfield County, SC Kershaw County, SC Lexington County, SC Richland County, SC Saluda County, SC	0.9402
17980	Columbus, GA-AL Russell County, AL Chattahoochee County, GA Harris County, GA Marion County, GA Muscogee County, GA	0.8691
18020	Columbus, IN Bartholomew County, IN	0.9387
18140	Columbus, OH Delaware County, OH Fairfield County, OH Franklin County, OH Licking County, OH Madison County, OH Morrow County, OH Pickaway County, OH Union County, OH	0.9734
18580	Corpus Christi, TX Aransas County, TX Nueces County, TX San Patricio County, TX	0.8645
18700	Corvallis, OR Benton County, OR	1.0517

CBSA Code	Urban Area (Constituent Counties)	Wage Index
19060	Cumberland, MD-WV (MD Hospitals) Allegany County, MD Mineral County, WV	0.9225
19060	Cumberland, MD-WV (WV Hospitals) Allegany County, MD Mineral County, WV	0.8652
19124	Dallas-Plano-Irving, TX Collin County, TX Dallas County, TX Delta County, TX Denton County, TX Ellis County, TX Hunt County, TX Kaufman County, TX Rockwall County, TX	1.0063
19140	Dalton, GA Murray County, GA Whitfield County, GA	0.9546
19180	Danville, IL Vermilion County, IL	0.8404
19260	Danville, VA Pittsylvania County, VA Danville City, VA	0.8660
19340	Davenport-Moline-Rock Island, IA-IL Henry County, IL Mercer County, IL Rock Island County, IL Scott County, IA	0.8758
19380	Dayton, OH Greene County, OH Miami County, OH Montgomery County, OH Preble County, OH	0.9299
19460	Decatur, AL Lawrence County, AL Morgan County, AL	0.8893
19500	Decatur, IL Macon County, IL	0.8346
19660	Deltona-Daytona Beach-Ormond Beach, FL Volusia County, FL	0.8899

CBSA Code	Urban Area (Constituent Counties)	Wage Index
19740	Denver-Aurora, CO Adams County, CO Arapahoe County, CO Broomfield County, CO Clear Creek County, CO Denver County, CO Douglas County, CO Elbert County, CO Gilpin County, CO Jefferson County, CO Park County, CO	1.0879
19780	Des Moines, IA Dallas County, IA Guthrie County, IA Madison County, IA Polk County, IA Warren County, IA	0.9266
19804	Detroit-Livonia-Dearborn, MI Wayne County, MI	1.0362
20020	Dothan, AL Geneva County, AL Henry County, AL Houston County, AL	0.7646
20100	Dover, DE Kent County, DE	0.9866
20220	Dubuque, IA Dubuque County, IA	0.8730
20260	Duluth, MN-WI Carlton County, MN St. Louis County, MN Douglas County, WI	1.0329
20500	Durham, NC Chatham County, NC Durham County, NC Orange County, NC Person County, NC	1.0322
20740	Eau Claire, WI Chippewa County, WI Eau Claire County, WI	0.9489

CBSA Code	Urban Area (Constituent Counties)	Wage Index
20764	Edison, NJ Middlesex County, NJ Monmouth County, NJ Ocean County, NJ Somerset County, NJ	1.1138
20940	El Centro, CA Imperial County, CA	1.0422
21060	Elizabethtown, KY Hardin County, KY Larue County, KY	0.8690
21140	Elkhart-Goshen, IN Elkhart County, IN	0.9257
21300	Elmira, NY Chemung County, NY	0.8464
21340	El Paso, TX El Paso County, TX	0.9096
21420	Enid, OK Garfield County, OK	0.9008
21500	Erie, PA Erie County, PA	0.8700
21604	Essex County, MA Essex County, MA	1.0654
21660	Eugene-Springfield, OR Lane County, OR	1.0921
21780	*Evansville, IN-KY (IN Hospitals) Gibson County, IN Posey County, IN Vanderburgh County, IN Warrick County, IN Henderson County, KY Webster County, KY	0.8657
21780	Evansville, IN-KY (KY Hospitals) Gibson County, IN Posey County, IN Vanderburgh County, IN Warrick County, IN Henderson County, KY Webster County, KY	0.8386
21820	*Fairbanks, AK Fairbanks North Star Borough, AK	1.1733

CBSA Code	Urban Area (Constituent Counties)	Wage Index
21940	Fajardo, PR Ceiba Municipio, PR Fajardo Municipio, PR Luquillo Municipio, PR	0.3942
22020	Fargo, ND-MN Clay County, MN Cass County, ND	0.9330
22140	Farmington, NM San Juan County, NM	0.8684
22180	Fayetteville, NC Cumberland County, NC Hoke County, NC	0.9363
22220	Fayetteville-Springdale-Rogers, AR-MO Benton County, AR Madison County, AR Washington County, AR McDonald County, MO	0.8656
22380	Flagstaff, AZ Coconino County, AZ	1.0777
22420	Flint, MI Genesee County, MI	1.1165
22500	Florence, SC Darlington County, SC Florence County, SC	0.8857
22520	Florence-Muscle Shoals, AL Colbert County, AL Lauderdale County, AL	0.7906
22540	Fond du Lac, WI Fond du Lac County, WI	0.9896
22660	Fort Collins-Loveland, CO Larimer County, CO	1.0187
22744	Fort Lauderdale-Pompano Beach-Deerfield Beach, FL Broward County, FL	1.0153
22900	Fort Smith, AR-OK Crawford County, AR Franklin County, AR Sebastian County, AR Le Flore County, OK Sequoyah County, OK	0.8300
23020	Fort Walton Beach-Crestview-Destin, FL Okaloosa County, FL	0.8781



CBSA Code	Urban Area (Constituent Counties)	Wage Index
23060	Fort Wayne, IN Allen County, IN Wells County, IN Whitley County, IN	0.9802
23104	Fort Worth-Arlington, TX Johnson County, TX Parker County, TX Tarrant County, TX Wise County, TX	0.9493
23420	Fresno, CA Fresno County, CA	1.0648
23460	Gadsden, AL Etowah County, AL	0.8077
23540	Gainesville, FL Alachua County, FL Gilchrist County, FL	0.9446
23580	Gainesville, GA Hall County, GA	0.9572
23844	Gary, IN Jasper County, IN Lake County, IN Newton County, IN Porter County, IN	0.9306
24020	Glens Falls, NY Warren County, NY Washington County, NY	0.8486
24140	Goldsboro, NC Wayne County, NC	0.8776
24220	Grand Forks, ND-MN (MN Hospitals) Polk County, MN Grand Forks County, ND	0.9330
24220	Grand Forks, ND-MN (ND Hospitals) Polk County, MN Grand Forks County, ND	0.9147
24300	Grand Junction, CO Mesa County, CO	0.9932
24340	Grand Rapids-Wyoming, MI Barry County, MI Ionia County, MI Kent County, MI Newaygo County, MI	0.9418

CBSA Code	Urban Area (Constituent Counties)	Wage Index
24500	Great Falls, MT Cascade County, MT	0.8789
24540	Greeley, CO Weld County, CO	0.9461
24580	Green Bay, WI Brown County, WI Kewaunee County, WI Oconto County, WI	0.9578
24660	Greensboro-High Point, NC Guilford County, NC Randolph County, NC Rockingham County, NC	0.9209
24780	Greenville, NC Greene County, NC Pitt County, NC	0.9162
24860	Greenville, SC Greenville County, SC Laurens County, SC Pickens County, SC	0.9532
25020	Guayama, PR Arroyo Municipio, PR Guayama Municipio, PR Patillas Municipio, PR	0.4008
25060	Gulfport-Biloxi, MS Hancock County, MS Harrison County, MS Stone County, MS	0.8934
25180	Hagerstown-Martinsburg, MD-WV Washington County, MD Berkeley County, WV Morgan County, WV	0.9744
25260	Hanford-Corcoran, CA Kings County, CA	1.0422
25420	Harrisburg-Carlisle, PA Cumberland County, PA Dauphin County, PA Perry County, PA	0.9354
25500	Harrisonburg, VA Rockingham County, VA Harrisonburg City, VA	0.9278

CBSA Code	Urban Area (Constituent Counties)	Wage Index
25540	Hartford-West Hartford-East Hartford, CT Hartford County, CT Middlesex County, CT Tolland County, CT	1.1583
25620	Hattiesburg, MS Forrest County, MS Lamar County, MS Perry County, MS	0.7649
25860	Hickory-Lenoir-Morganton, NC Alexander County, NC Burke County, NC Caldwell County, NC Catawba County, NC	0.9510
25980	Hinesville-Fort Stewart, GA Liberty County, GA Long County, GA	0.7752
26100	Holland-Grand Haven, MI Ottawa County, MI	0.9424
26180	Honolulu, HI Honolulu County, HI	1.1012
26300	Hot Springs, AR Garland County, AR	0.9268
26380	Houma-Bayou Cane-Thibodaux, LA Lafourche Parish, LA Terrebonne Parish, LA	0.7761
26420	Houston-Baytown-Sugar Land, TX Austin County, TX Brazoria County, TX Chambers County, TX Fort Bend County, TX Galveston County, TX Harris County, TX Liberty County, TX Montgomery County, TX San Jacinto County, TX Waller County, TX	0.9975
26580	Huntington-Ashland, WV-KY-OH Boyd County, KY Greenup County, KY Lawrence County, OH Cabell County, WV Wayne County, WV	0.9560

CBSA Code	Urban Area (Constituent Counties)	Wage Index
26620	Huntsville, AL Limestone County, AL Madison County, AL	0.8826
26820	Idaho Falls, ID Bonneville County, ID Jefferson County, ID	0.9040
26900	Indianapolis, IN Boone County, IN Brown County, IN Hamilton County, IN Hancock County, IN Hendricks County, IN Johnson County, IN Marion County, IN Morgan County, IN Putnam County, IN Shelby County, IN	1.0104
26980	Iowa City, IA Johnson County, IA Washington County, IA	0.9649
27060	Ithaca, NY Tompkins County, NY	0.9640
27100	Jackson, MI Jackson County, MI	0.9133
27140	Jackson, MS Copiah County, MS Hinds County, MS Madison County, MS Rankin County, MS Simpson County, MS	0.8285
27180	Jackson, TN Chester County, TN Madison County, TN	0.8891
27260	Jacksonville, FL Baker County, FL Clay County, FL Duval County, FL Nassau County, FL St. Johns County, FL	0.9541
27340	Jacksonville, NC Onslow County, NC	0.8570

CBSA Code	Urban Area (Constituent Counties)	Wage Index
27460	Jamestown, NY Chautauqua County, NY	0.8166
27500	Janesville, WI Rock County, WI	0.9597
27620	Jefferson City, MO Callaway County, MO Cole County, MO Moniteau County, MO Osage County, MO	0.8332
27740	Johnson City, TN Carter County, TN Unicoi County, TN Washington County, TN	0.8162
27780	Johnstown, PA Cambria County, PA	0.8365
27860	Jonesboro, AR Craighead County, AR Poinsett County, AR	0.8195
27900	Joplin, MO Jasper County, MO Newton County, MO	0.8725
28020	Kalamazoo-Portage, MI Kalamazoo County, MI Van Buren County, MI	1.0689
28100	Kankakee-Bradley, IL Kankakee County, IL	1.0618
28140	Kansas City, MO-KS Franklin County, KS Johnson County, KS Leavenworth County, KS Linn County, KS Miami County, KS Wyandotte County, KS Bates County, MO Caldwell County, MO Cass County, MO Clay County, MO Clinton County, MO Jackson County, MO Lafayette County, MO Platte County, MO Ray County, MO	0.9617

CBSA Code	Urban Area (Constituent Counties)	Wage Index
28420	Kennewick-Richland-Pasco, WA Benton County, WA Franklin County, WA	1.0508
28660	Killeen-Temple-Fort Hood, TX Bell County, TX Coryell County, TX Lampasas County, TX	0.9276
28700	Kingsport-Bristol-Bristol, TN-VA Hawkins County, TN Sullivan County, TN Bristol City, VA Scott County, VA Washington County, VA	0.8235
28740	Kingston, NY Ulster County, NY	0.9002
28940	Knoxville, TN Anderson County, TN Blount County, TN Knox County, TN Loudon County, TN Union County, TN	0.8564
29020	Kokomo, IN Howard County, IN Tipton County, IN	0.9023
29100	* La Crosse, WI-MN (MN Hospitals) Houston County, MN La Crosse County, WI	0.9330
29100	* La Crosse, WI-MN (WI Hospitals) Houston County, MN La Crosse County, WI	0.9489
29140	Lafayette, IN Benton County, IN Carroll County, IN Tippecanoe County, IN	0.9051
29180	Lafayette, LA Lafayette Parish, LA St. Martin Parish, LA	0.8299
29340	Lake Charles, LA Calcasieu Parish, LA Cameron Parish, LA	0.7928

CBSA Code	Urban Area (Constituent Counties)	Wage Index
29404	Lake County-Kenosha County, IL-WI Lake County, IL Kenosha County, WI	1.0348
29460	Lakeland, FL Polk County, FL	0.8943
29540	Lancaster, PA Lancaster County, PA	0.9896
29620	Lansing-East Lansing, MI Clinton County, MI Eaton County, MI Ingham County, MI	0.9653
29700	Laredo, TX Webb County, TX	0.8775
29740	Las Cruces, NM Dona Ana County, NM	0.8759
29820	Las Vegas-Paradise, NV Clark County, NV	1.1345
29940	*Lawrence, KS Douglas County, KS	0.8123
30020	Lawton, OK Comanche County, OK	0.8249
30140	Lebanon, PA Lebanon County, PA	0.8758
30300	*Lewiston, ID-WA (ID Hospitals) Nez Perce County, ID Asotin County, WA	0.9300
30300	Lewiston, ID-WA (WA Hospitals) Nez Perce County, ID Asotin County, WA	1.0309
30340	Lewiston-Auburn, ME Androscoggin County, ME	0.9552
30460	Lexington-Fayette, KY Bourbon County, KY Clark County, KY Fayette County, KY Jessamine County, KY Scott County, KY Woodford County, KY	0.8067
30620	Lima, OH Allen County, OH	0.9310

CBSA Code	Urban Area (Constituent Counties)	Wage Index
30700	Lincoln, NE Lancaster County, NE Seward County, NE	1.0180
30780	Little Rock-North Little Rock, AR Faulkner County, AR Grant County, AR Lonoke County, AR Perry County, AR Pulaski County, AR Saline County, AR	0.8840
30860	Logan, UT-ID Franklin County, ID Cache County, UT	0.9105
30980	Longview, TX Gregg County, TX Rusk County, TX Upshur County, TX	0.8802
31020	Longview, WA Cowlitz County, WA	1.0309
31084	Los Angeles-Long Beach-Glendale, CA Los Angeles County, CA	1.1742
31140	Louisville, KY-IN Clark County, IN Floyd County, IN Harrison County, IN Washington County, IN Bullitt County, KY Henry County, KY Jefferson County, KY Meade County, KY Nelson County, KY Oldham County, KY Shelby County, KY Spencer County, KY Trimble County, KY	0.9126
31180	Lubbock, TX Crosby County, TX Lubbock County, TX	0.8774



CBSA Code	Urban Area (Constituent Counties)	Wage Index
31340	Lynchburg, VA Amherst County, VA Appomattox County, VA Bedford County, VA Campbell County, VA Bedford City, VA Lynchburg City, VA	0.9026
31420	Macon, GA Bibb County, GA Crawford County, GA Jones County, GA Monroe County, GA Twiggs County, GA	0.9922
31460	Madera, CA Madera County, CA	1.0422
31540	Madison, WI Columbia County, WI Dane County, WI Iowa County, WI	1.0301
31700	Manchester-Nashua, NH Hillsborough County, NH	1.0633
31900	Mansfield, OH Richland County, OH	0.9200
32420	Mayagüez, PR Hormigueros Municipio, PR Mayagüez Municipio, PR	0.4492
32580	McAllen-Edinburg-Pharr, TX Hidalgo County, TX	0.8603
32780	Medford, OR Jackson County, OR	1.0533
32820	Memphis, TN-MS-AR Crittenden County, AR DeSoto County, MS Marshall County, MS Tate County, MS Tunica County, MS Fayette County, TN Shelby County, TN Tipton County, TN	0.9223
32900	Merced, CA Merced County, CA	1.0526

CBSA Code	Urban Area (Constituent Counties)	Wage Index
33124	Miami-Miami Beach-Kendall, FL Miami-Dade County, FL	1.0022
33140	Michigan City-La Porte, IN LaPorte County, IN	0.9332
33260	Midland, TX Midland County, TX	0.9383
33340	Milwaukee-Waukesha-West Allis, WI Milwaukee County, WI Ozaukee County, WI Washington County, WI Waukesha County, WI	1.0081
33460	Minneapolis-St. Paul-Bloomington, MN-WI Anoka County, MN Carver County, MN Chisago County, MN Dakota County, MN Hennepin County, MN Isanti County, MN Ramsey County, MN Scott County, MN Sherburne County, MN Washington County, MN Wright County, MN Pierce County, WI St. Croix County, WI	1.1044
33540	Missoula, MT Missoula County, MT	0.9580
33660	Mobile, AL Mobile County, AL	0.7997
33700	Modesto, CA Stanislaus County, CA	1.1993
33740	Monroe, LA Ouachita Parish, LA Union Parish, LA	0.7908
33780	Monroe, MI Monroe County, MI	0.9498
33860	Montgomery, AL Autauga County, AL Elmore County, AL Lowndes County, AL Montgomery County, AL	0.8311

CBSA Code	Urban Area (Constituent Counties)	Wage Index
34060	Morgantown, WV Monongalia County, WV Preston County, WV	0.8741
34100	Morristown, TN Grainger County, TN Hamblen County, TN Jefferson County, TN	0.7896
34580	Mount Vernon-Anacortes, WA Skagit County, WA	1.0554
34620	Muncie, IN Delaware County, IN	0.8657
34740	Muskegon-Norton Shores, MI Muskegon County, MI	0.9743
34820	Myrtle Beach-Conway-North Myrtle Beach, SC Horry County, SC	0.9017
34900	Napa, CA Napa County, CA	1.2517
34940	Naples-Marco Island, FL Collier County, FL	1.0531
34980	Nashville-Davidson--Murfreesboro, TN Cannon County, TN Cheatham County, TN Davidson County, TN Dickson County, TN Hickman County, TN Macon County, TN Robertson County, TN Rutherford County, TN Smith County, TN Sumner County, TN Trousdale County, TN Williamson County, TN Wilson County, TN	1.0074
35004	Nassau-Suffolk, NY Nassau County, NY Suffolk County, NY	1.2942

CBSA Code	Urban Area (Constituent Counties)	Wage Index
35084	Newark-Union, NJ-PA Essex County, NJ Hunterdon County, NJ Morris County, NJ Sussex County, NJ Union County, NJ Pike County, PA	1.1680
35300	New Haven-Milford, CT New Haven County, CT	1.1830
35380	New Orleans-Metairie-Kenner, LA Jefferson Parish, LA Orleans Parish, LA Plaquemines Parish, LA St. Bernard Parish, LA St. Charles Parish, LA St. John the Baptist Parish, LA St. Tammany Parish, LA	0.9100
35644	New York-Wayne-White Plains, NY-NJ Bergen County, NJ Hudson County, NJ Passaic County, NJ Bronx County, NY Kings County, NY New York County, NY Putnam County, NY Queens County, NY Richmond County, NY Rockland County, NY Westchester County, NY	1.3317
35660	Niles-Benton Harbor, MI Berrien County, MI	0.8901
35980	Norwich-New London, CT New London County, CT	1.1595
36084	Oakland-Fremont-Hayward, CA Alameda County, CA Contra Costa County, CA	1.5205
36100	Ocala, FL Marion County, FL	0.9174
36140	Ocean City, NJ Cape May County, NJ	1.0820
36220	Odessa, TX Ector County, TX	0.9797

CBSA Code	Urban Area (Constituent Counties)	Wage Index
36260	Ogden-Clearfield, UT Davis County, UT Morgan County, UT Weber County, UT	0.9214
36420	Oklahoma City, OK Canadian County, OK Cleveland County, OK Grady County, OK Lincoln County, OK Logan County, OK McClain County, OK Oklahoma County, OK	0.8985
36500	Olympia, WA Thurston County, WA	1.1005
36540	Omaha-Council Bluffs, NE-IA Harrison County, IA Mills County, IA Pottawattamie County, IA Cass County, NE Douglas County, NE Sarpy County, NE Saunders County, NE Washington County, NE	0.9740
36740	Orlando, FL Lake County, FL Orange County, FL Osceola County, FL Seminole County, FL	0.9731
36780	Oshkosh-Neenah, WI Winnebago County, WI	0.9489
36980	Owensboro, KY Davies County, KY Hancock County, KY McLean County, KY	0.8450
37100	Oxnard-Thousand Oaks-Ventura, CA Ventura County, CA	1.1099
37340	Palm Bay-Melbourne-Titusville, FL Brevard County, FL	0.9625
37460	Panama City-Lynn Haven, FL Bay County, FL	0.8558

CBSA Code	Urban Area (Constituent Counties)	Wage Index
37620	Parkersburg-Marietta, WV-OH (OH Hospitals) Washington County, OH Pleasants County, WV Wirt County, WV Wood County, WV	0.8692
37620	Parkersburg-Marietta, WV-OH (WV Hospitals) Washington County, OH Pleasants County, WV Wirt County, WV Wood County, WV	0.8315
37700	Pascagoula, MS George County, MS Jackson County, MS	0.7974
37860	Pensacola-Ferry Pass-Brent, FL Escambia County, FL Santa Rosa County, FL	0.8558
37900	Peoria, IL Marshall County, IL Peoria County, IL Stark County, IL Tazewell County, IL Woodford County, IL	0.8862
37964	Philadelphia, PA Bucks County, PA Chester County, PA Delaware County, PA Montgomery County, PA Philadelphia County, PA	1.0855
38060	Phoenix-Mesa-Scottsdale, AZ Maricopa County, AZ Pinal County, AZ	0.9985
38220	Pine Bluff, AR Cleveland County, AR Jefferson County, AR Lincoln County, AR	0.8700

CBSA Code	Urban Area (Constituent Counties)	Wage Index
38300	Pittsburgh, PA Allegheny County, PA Armstrong County, PA Beaver County, PA Butler County, PA Fayette County, PA Washington County, PA Westmoreland County, PA	0.8723
38340	Pittsfield, MA Berkshire County, MA	1.0431
38540	Pocatello, ID Bannock County, ID Power County, ID	0.9589
38660	Ponce, PR Juana Díaz Municipio, PR Ponce Municipio, PR Villalba Municipio, PR	0.5006
38860	Portland-South Portland-Biddeford, ME Cumberland County, ME Sagadahoc County, ME York County, ME	1.0102
38900	Portland-Vancouver-Beaverton, OR-WA Clackamas County, OR Columbia County, OR Multnomah County, OR Washington County, OR Yamhill County, OR Clark County, WA Skamania County, WA	1.1371
38940	Port St. Lucie-Fort Pierce, FL Martin County, FL St. Lucie County, FL	1.0053
39100	Poughkeepsie-Newburgh-Middletown, NY Dutchess County, NY Orange County, NY	1.1364
39140	Prescott, AZ Yavapai County, AZ	0.9897

CBSA Code	Urban Area (Constituent Counties)	Wage Index
39300	Providence-New Bedford-Fall River, RI-MA Bristol County, MA Bristol County, RI Kent County, RI Newport County, RI Providence County, RI Washington County, RI	1.0916
39340	Provo-Orem, UT Juab County, UT Utah County, UT	0.9572
39380	Pueblo, CO Pueblo County, CO	0.9356
39460	Punta Gorda, FL Charlotte County, FL	0.9451
39540	Racine, WI Racine County, WI	0.9489
39580	Raleigh-Cary, NC Franklin County, NC Johnston County, NC Wake County, NC	1.0034
39660	Rapid City, SD Meade County, SD Pennington County, SD	0.8919
39740	Reading, PA Berks County, PA	0.9218
39820	Redding, CA Shasta County, CA	1.1830
39900	Reno-Sparks, NV Storey County, NV Washoe County, NV	1.0446



CBSA Code	Urban Area (Constituent Counties)	Wage Index
40060	Richmond, VA Amelia County, VA Caroline County, VA Charles City County, VA Chesterfield County, VA Cumberland County, VA Dinwiddie County, VA Goochland County, VA Hanover County, VA Henrico County, VA King and Queen County, VA King William County, VA Louisa County, VA New Kent County, VA Powhatan County, VA Prince George County, VA Sussex County, VA - Colonial Heights City, VA Hopewell City, VA Petersburg City, VA Richmond City, VA	0.9379
40140	Riverside-San Bernardino-Ontario, CA Riverside County, CA San Bernardino County, CA	1.0979
40220	Roanoke, VA Botetourt County, VA Craig County, VA Franklin County, VA Roanoke County, VA Roanoke City, VA Salem City, VA	0.8429
40340	Rochester, MN Dodge County, MN Olmsted County, MN Wabasha County, MN	1.1490
40380	Rochester, NY Livingston County, NY Monroe County, NY Ontario County, NY Orleans County, NY Wayne County, NY	0.9283

CBSA Code	Urban Area (Constituent Counties)	Wage Index
40420	Rockford, IL Boone County, IL Winnebago County, IL	0.9607
40484	Rockingham County-Strafford County, NH Rockingham County, NH Strafford County, NH	1.0205
40580	Rocky Mount, NC Edgecombe County, NC Nash County, NC	0.8997
40660	Rome, GA Floyd County, GA	0.8870
40900	Sacramento--Arden-Arcade--Roseville, CA El Dorado County, CA Placer County, CA Sacramento County, CA Yolo County, CA	1.1681
40980	Saginaw-Saginaw Township North, MI Saginaw County, MI	0.9868
41060	St. Cloud, MN Benton County, MN Stearns County, MN	1.0271
41100	St. George, UT Washington County, UT	0.9473
41140	St. Joseph, MO-KS (MO Hospitals) Doniphan County, KS Andrew County, MO Buchanan County, MO DeKalb County, MO	0.8009
41140	St. Joseph, MO-KS (KS Hospitals) Doniphan County, KS Andrew County, MO Buchanan County, MO DeKalb County, MO	0.8123

CBSA Code	Urban Area (Constituent Counties)	Wage Index
41180	St. Louis, MO-IL Bond County, IL Calhoun County, IL Clinton County, IL Jersey County, IL Macoupin County, IL Madison County, IL Monroe County, IL St. Clair County, IL Crawford County, MO Franklin County, MO Jefferson County, MO Lincoln County, MO St. Charles County, MO St. Louis County, MO Warren County, MO Washington County, MO St. Louis City, MO	0.9080
41420	Salem, OR Marion County, OR Polk County, OR	1.0549
41500	Salinas, CA Monterey County, CA	1.3820
41540	Salisbury, MD Somerset County, MD Wicomico County, MD	0.9225
41620	Salt Lake City, UT Salt Lake County, UT Summit County, UT Tooele County, UT	0.9564
41660	San Angelo, TX Irion County, TX Tom Green County, TX	0.8174
41700	San Antonio, TX Atascosa County, TX Bandera County, TX Bexar County, TX Comal County, TX Guadalupe County, TX Kendall County, TX Medina County, TX Wilson County, TX	0.9000

CBSA Code	Urban Area (Constituent Counties)	Wage Index
41740	San Diego-Carlsbad-San Marcos, CA San Diego County, CA	1.1260
41780	Sandusky, OH Erie County, OH	0.9023
41884	San Francisco-San Mateo-Redwood City, CA Marin County, CA San Francisco County, CA San Mateo County, CA	1.4694
41900	San Germán-Cabo Rojo, PR Cabo Rojo Municipio, PR Lajas Municipio, PR Sabana Grande Municipio, PR San Germán Municipio, PR	0.5230
41940	San Jose-Sunnyvale-Santa Clara, CA San Benito County, CA Santa Clara County, CA	1.4712

CBSA Code	Urban Area (Constituent Counties)	Wage Index
41980	San Juan-Caguas-Guaynabo, PR Aguas Buenas Municipio, PR Aibonito Municipio, PR Arecibo Municipio, PR Barceloneta Municipio, PR Barranquitas Municipio, PR Bayamón Municipio, PR Caguas Municipio, PR Camuy Municipio, PR Canóvanas Municipio, PR Carolina Municipio, PR Cataño Municipio, PR Cayey Municipio, PR Ciales Municipio, PR Cidra Municipio, PR Comerío Municipio, PR Corozal Municipio, PR Dorado Municipio, PR Florida Municipio, PR Guaynabo Municipio, PR Gurabo Municipio, PR Hatillo Municipio, PR Humacao Municipio, PR Juncos Municipio, PR Las Piedras Municipio, PR Loíza Municipio, PR Manatí Municipio, PR Maunabo Municipio, PR Morovis Municipio, PR Naguabo Municipio, PR Naranjito Municipio, PR Orocovis Municipio, PR Quebradillas Municipio, PR Río Grande Municipio, PR San Juan Municipio, PR San Lorenzo Municipio, PR Toa Alta Municipio, PR Toa Baja Municipio, PR Trujillo Alto Municipio, PR Vega Alta Municipio, PR Vega Baja Municipio, PR Yabucoa Municipio, PR	0.4644

CBSA Code	Urban Area (Constituent Counties)	Wage Index
42020	San Luis Obispo-Paso Robles, CA San Luis Obispo County, CA	1.1115
42044	Santa Ana-Anaheim-Irvine, CA Orange County, CA	1.1601
42060	Santa Barbara-Santa Maria-Goleta, CA Santa Barbara County, CA	1.0757
42100	Santa Cruz-Watsonville, CA Santa Cruz County, CA	1.4759
42140	Santa Fe, NM Santa Fe County, NM	1.0885
42220	Santa Rosa-Petaluma, CA Sonoma County, CA	1.2938
42260	Sarasota-Bradenton-Venice, FL Manatee County, FL Sarasota County, FL	0.9610
42340	Savannah, GA Bryan County, GA Chatham County, GA Effingham County, GA	0.9464
42540	Scranton--Wilkes-Barre, PA Lackawanna County, PA Luzerne County, PA Wyoming County, PA	0.8525
42644	Seattle-Bellevue-Everett, WA King County, WA Snohomish County, WA	1.1476
43100	Sheboygan, WI Sheboygan County, WI	0.9489
43300	Sherman-Denison, TX Grayson County, TX	0.9619
43340	Shreveport-Bossier City, LA Bossier Parish, LA Caddo Parish, LA De Soto Parish, LA	0.9130
43580	Sioux City, IA-NE-SD Woodbury County, IA Dakota County, NE Dixon County, NE Union County, SD	0.9054

CBSA Code	Urban Area (Constituent Counties)	Wage Index
43620	Sioux Falls, SD Lincoln County, SD McCook County, SD Minnehaha County, SD Turner County, SD	0.9414
43780	South Bend-Mishawaka, IN-MI St. Joseph County, IN Cass County, MI	0.9434
43900	Spartanburg, SC Spartanburg County, SC	0.9521
44060	Spokane, WA Spokane County, WA	1.0643
44100	Springfield, IL Menard County, IL Sangamon County, IL	0.8732
44140	Springfield, MA Franklin County, MA Hampden County, MA Hampshire County, MA	1.0177
44180	Springfield, MO Christian County, MO Dallas County, MO Greene County, MO Polk County, MO Webster County, MO	0.8562
44220	Springfield, OH Clark County, OH	0.8741
44300	State College, PA Centre County, PA	0.8465
44700	Stockton, CA San Joaquin County, CA	1.0583
44940	Sumter, SC Sumter County, SC	0.8705
45060	Syracuse, NY Madison County, NY Onondaga County, NY Oswego County, NY	0.9482
45104	Tacoma, WA Pierce County, WA	1.1074

CBSA Code	Urban Area (Constituent Counties)	Wage Index
45220	Tallahassee, FL Gadsden County, FL Jefferson County, FL Leon County, FL Wakulla County, FL	0.8671
45300	Tampa-St. Petersburg-Clearwater, FL Hernando County, FL Hillsborough County, FL Pasco County, FL Pinellas County, FL	0.9074
45460	Terre Haute, IN Clay County, IN Sullivan County, IN Vermillion County, IN Vigo County, IN	0.8657
45500	Texarkana, TX-Texarkana, AR Miller County, AR Bowie County, TX	0.8415
45780	Toledo, OH Fulton County, OH Lucas County, OH Ottawa County, OH Wood County, OH	0.9514
45820	Topeka, KS Jackson County, KS Jefferson County, KS Osage County, KS Shawnee County, KS Wabaunsee County, KS	0.8896
45940	Trenton-Ewing, NJ Mercer County, NJ	1.0268
46060	Tucson, AZ Pima County, AZ	0.8945
46140	Tulsa, OK Creek County, OK Okmulgee County, OK Osage County, OK Pawnee County, OK Rogers County, OK Tulsa County, OK Wagoner County, OK	0.8717



CBSA Code	Urban Area (Constituent Counties)	Wage Index
46220	Tuscaloosa, AL Greene County, AL Hale County, AL Tuscaloosa County, AL	0.8339
46340	Tyler, TX Smith County, TX	0.9516
46540	Utica-Rome, NY Herkimer County, NY Oneida County, NY	0.8316
46660	Valdosta, GA Brooks County, GA Echols County, GA Lanier County, GA Lowndes County, GA	0.8334
46700	Vallejo-Fairfield, CA Solano County, CA	1.4269
46940	Vero Beach, FL Indian River County, FL	0.9492
47020	Victoria, TX Calhoun County, TX Goliad County, TX Victoria County, TX	0.8456
47220	Vineland-Millville-Bridgeton, NJ Cumberland County, NJ	1.0574
47260	Virginia Beach-Norfolk-Newport News, VA-NC Currituck County, NC Gloucester County, VA Isle of Wight County, VA James City County, VA Mathews County, VA Surry County, VA York County, VA Chesapeake City, VA Hampton City, VA Newport News City, VA Norfolk City, VA Poquoson City, VA Portsmouth City, VA Suffolk City, VA Virginia Beach City, VA Williamsburg City, VA	0.8928

CBSA Code	Urban Area (Constituent Counties)	Wage Index
47300	Visalia-Porterville, CA Tulare County, CA	1.0422
47380	Waco, TX McLennan County, TX	0.8151
47580	Warner Robins, GA Houston County, GA	0.8496
47644	Warren-Farmington Hills-Troy, MI Lapeer County, MI Livingston County, MI Macomb County, MI Oakland County, MI St. Clair County, MI	1.0109
47894	Washington-Arlington-Alexandria, DC-VA-MD-WV District of Columbia, DC Calvert County, MD Charles County, MD Prince George's County, MD Arlington County, VA Clarke County, VA Fairfax County, VA Fauquier County, VA Loudoun County, VA Prince William County, VA Spotsylvania County, VA Stafford County, VA Warren County, VA Alexandria City, VA Fairfax City, VA Falls Church City, VA Fredericksburg City, VA Manassas City, VA Manassas Park City, VA Jefferson County, WV	1.1026
47940	Waterloo-Cedar Falls, IA Black Hawk County, IA Bremer County, IA Grundy County, IA	0.8629
48140	Wausau, WI Marathon County, WI	0.9628

CBSA Code	Urban Area (Constituent Counties)	Wage Index
48260	Weirton-Steubenville, WV-OH (OH Hospitals) Jefferson County, OH Brooke County, WV Hancock County, WV	0.8692
48260	Weirton-Steubenville, WV-OH (WV Hospitals) Jefferson County, OH Brooke County, WV Hancock County, WV	0.8274
48300	Wenatchee, WA Chelan County, WA Douglas County, WA	1.0309
48424	West Palm Beach-Boca Raton-Boynton Beach, FL Palm Beach County, FL	1.0046
48540	Wheeling, WV-OH (OH Hospitals) Belmont County, OH Marshall County, WV Ohio County, WV	0.8692
48540	Wheeling, WV-OH (WV Hospitals) Belmont County, OH Marshall County, WV Ohio County, WV	0.7882
48620	Wichita, KS Butler County, KS Harvey County, KS Sedgwick County, KS Sumner County, KS	0.9458
48660	Wichita Falls, TX Archer County, TX Clay County, TX Wichita County, TX	0.8365
48700	Williamsport, PA Lycoming County, PA	0.8476
48864	Wilmington, DE-MD-NJ New Castle County, DE Cecil County, MD Salem County, NJ	1.1095
48900	Wilmington, NC Brunswick County, NC New Hanover County, NC Pender County, NC	0.9225

CBSA Code	Urban Area (Constituent Counties)	Wage Index
49020	Winchester, VA-WV Frederick County, VA Winchester City, VA Hampshire County, WV	1.0486
49180	Winston-Salem, NC Davie County, NC Forsyth County, NC Stokes County, NC Yadkin County, NC	0.9410
49340	Worcester, MA Worcester County, MA	1.1001
49420	Yakima, WA Yakima County, WA	1.0317
49500	Yauco, PR Guánica Municipio, PR Guayanilla Municipio, PR Peñuelas Municipio, PR Yauco Municipio, PR	0.4493
49620	York-Hanover, PA York County, PA	0.9152
49660	Youngstown-Warren-Boardman, OH-PA Mahoning County, OH Trumbull County, OH Mercer County, PA	0.9234
49700	Yuba City, CA Sutter County, CA Yuba County, CA	1.0422
49740	Yuma, AZ Yuma County, AZ	0.8945

\* Hospitals geographically located in the area are assigned the statewide rural wage index for FY 2005.

TABLE 4H.—PRE-RECLASSIFIED WAGE INDEX FOR RURAL AREAS

CBSA Code	Nonurban Area	Wage Index
01	Alabama	0.7646
02	Alaska	1.1733
03	Arizona	0.8945
04	Arkansas	0.7433
05	California	1.0422
06	Colorado	0.9356
07	Connecticut	1.1583
08	Delaware	0.9504
10	Florida	0.8558
11	Georgia	0.7752
12	Hawaii	1.0558
13	Idaho	0.8235
14	Illinois	0.8346
15	Indiana	0.8657
16	Iowa	0.8478
17	Kansas	0.8123
18	Kentucky	0.7769
19	Louisiana	0.7370
20	Maine	0.9027
21	Maryland	0.9225
22	Massachusetts <sup>1</sup>	-----
23	Michigan	0.8783
24	Minnesota	0.9330
25	Mississippi	0.7649
26	Missouri	0.8009
27	Montana	0.8693
28	Nebraska	0.9040
29	Nevada	0.9286
30	New Hampshire	0.9931
31	New Jersey <sup>1</sup>	-----
32	New Mexico	0.8684

CBSA Code	Nonurban Area	Wage Index
33	New York	0.8166
34	North Carolina	0.8570
35	North Dakota	0.7750
36	Ohio	0.8692
37	Oklahoma	0.7711
38	Oregon	0.9904
39	Pennsylvania	0.8309
40	Puerto Rico <sup>1</sup>	-----
41	Rhode Island <sup>1</sup>	-----
42	South Carolina	0.8705
43	South Dakota	0.8390
44	Tennessee	0.7896
45	Texas	0.7997
46	Utah	0.8297
47	Vermont	0.9356
49	Virginia	0.8062
50	Washington	1.0309
51	West Virginia	0.7882
52	Wisconsin	0.9489
53	Wyoming	0.9172

<sup>1</sup>All counties within the State are classified as urban.

#### TABLE 4J.--OUT- MIGRATION ADJUSTMENT

The following list represents all hospitals that are eligible to have their wage index increased by the out-migration adjustment listed in this table. Hospitals cannot receive the out-migration adjustment if they are reclassified under section 1886(d)(10) of the Act or redesignated under section 1886(d)(8)(B) of the Act. Hospitals that have already been reclassified under section 1886(d)(10) of the Act or redesignated under section 1886(d)(8)(B) of the Act are designated with an asterisk. Hospitals have the opportunity

to use the new additional 30-day period to review their individual situation to determine whether to submit a request to withdraw their reclassification/redesignation and receive the out-migration adjustment instead. We will automatically assume that hospitals that have already been reclassified under section 1886(d)(10) of the Act or redesignated under section 1886(d)(8)(B) of the Act wish to retain their reclassification/redesignation status and waive the application of the out-migration adjustment. Hospitals are not required to provide CMS with any type of formal notification that they wish to remain reclassified/redesignated.

Provider Number	Out-Migration Adjustment	Qualifying County Name
010005*	0.0259	Marshall
010008*	0.0212	Crenshaw
10010	0.0259	Marshall
10012	0.0205	De Kalb
010022*	0.0714	Cherokee
010029*	0.0107	Lee
010035*	0.0375	Cullman
010045*	0.0160	Fayette
010072*	0.0310	Talladega
010101*	0.0310	Talladega
010143*	0.0375	Cullman
040014*	0.0159	White
040019*	0.0697	St. Francis
040047*	0.0090	Randolph
040066*	0.0382	Clark
040069*	0.0140	Mississippi
40070	0.0140	Mississippi
40071	0.0026	Jefferson
040076*	0.1075	Hot Spring
40100	0.0159	White
40143	0.0026	Jefferson
50008	0.0032	San Francisco
050014*	0.0136	Amador
050042*	0.0226	Tehama
50047	0.0032	San Francisco
50055	0.0032	San Francisco
50065	0.0029	Orange
50069	0.0029	Orange
050076*	0.0032	San Francisco
50084	0.0555	San Joaquin
50090	0.0308	Sonoma
50117	0.0463	Merced
50118	0.0555	San Joaquin

Provider Number	Out-Migration Adjustment	Qualifying County Name
50122	0.0555	San Joaquin
50133	0.0175	Yuba
50136	0.0308	Sonoma
050150*	0.0325	Nevada
50152	0.0032	San Francisco
50167	0.0555	San Joaquin
50168	0.0029	Orange
50173	0.0029	Orange
050174*	0.0308	Sonoma
50193	0.0029	Orange
50224	0.0029	Orange
50226	0.0029	Orange
050228*	0.0032	San Francisco
50230	0.0029	Orange
50253	0.0029	Orange
50291	0.0308	Sonoma
50313	0.0555	San Joaquin
050325*	0.0179	Tuolumne
50331	0.0308	Sonoma
50335	0.0179	Tuolumne
50336	0.0555	San Joaquin
50348	0.0029	Orange
50385	0.0308	Sonoma
50407	0.0032	San Francisco
50426	0.0029	Orange
50444	0.0463	Merced
50454	0.0032	San Francisco
50457	0.0032	San Francisco
50476	0.0260	Lake
50491	0.0029	Orange
050494*	0.0325	Nevada
50526	0.0029	Orange
50528	0.0463	Merced
50535	0.0029	Orange
50539	0.0260	Lake
50543	0.0029	Orange
50547	0.0308	Sonoma
50548	0.0029	Orange
50550	0.0029	Orange
50551	0.0029	Orange
50567	0.0029	Orange



Provider Number	Out-Migration Adjustment	Qualifying County Name
50568	0.0070	Madera
50570	0.0029	Orange
50580	0.0029	Orange
50585	0.0029	Orange
50589	0.0029	Orange
50592	0.0029	Orange
50594	0.0029	Orange
50603	0.0029	Orange
050609*	0.0029	Orange
050668*	0.0032	San Francisco
50678	0.0029	Orange
050690*	0.0308	Sonoma
50693	0.0029	Orange
50695	0.0555	San Joaquin
50720	0.0029	Orange
50728	0.0308	Sonoma
060001*	0.0294	Weld
060003*	0.0203	Boulder
060027*	0.0203	Boulder
060103*	0.0203	Boulder
070003*	0.0004	Windham
070006*	0.0047	Fairfield
70010	0.0047	Fairfield
070018*	0.0047	Fairfield
70020	0.0072	Middlesex
070021*	0.0004	Windham
070028*	0.0047	Fairfield
070033*	0.0047	Fairfield
070034*	0.0047	Fairfield
100014	0.0118	Volusia
100017	0.0118	Volusia
100045*	0.0118	Volusia
100047	0.0021	Charlotte
100068	0.0118	Volusia
100072	0.0118	Volusia
100077	0.0021	Charlotte
100118*	0.0385	Flagler
100232*	0.0340	Putnam
100236	0.0021	Charlotte
100252	0.0210	Okeechobee
110023*	0.0500	Gordon

Provider Number	Out-Migration Adjustment	Qualifying County Name
110027	0.0387	Franklin 021
110029*	0.0063	Hall
110041*	0.0777	Habersham
110063	0.0290	Liberty
110069	0.0474	Houston
110124	0.0428	Wayne
110136	0.0261	Baldwin
110150*	0.0261	Baldwin
110153	0.0474	Houston
110187*	0.1172	Lumpkin
110189*	0.0031	Fannin
110190	0.0182	Macon
110205*	0.0779	Gilmer
130003*	0.0178	Nez Perce
130011	0.0331	Latah
130024	0.0341	Bonner
130049*	0.0349	Kootenai
140012*	0.0220	Lee
140026	0.0346	La Salle
140033	0.0147	Lake
140043*	0.0046	Whiteside
140084	0.0147	Lake
140100	0.0147	Lake
140110*	0.0346	La Salle
140130	0.0147	Lake
140160*	0.0286	Stephenson
140161*	0.0138	Livingston
140173	0.0046	Whiteside
140202	0.0147	Lake
140234*	0.0346	La Salle
140291	0.0147	Lake
150002*	0.0253	Lake
150004*	0.0253	Lake
150008*	0.0253	Lake
150030*	0.0201	Henry
150034*	0.0253	Lake
150035	0.0083	Porter
150062	0.0153	Decatur
150065	0.0143	Jackson
150076*	0.0189	Marshall
150090*	0.0253	Lake

Bravider Number	Out-Migration Adjustment	Qualifying County Name
150122	0.0199	Ripley
150125*	0.0253	Lake
150126*	0.0253	Lake
150132*	0.0253	Lake
150147*	0.0253	Lake
160013	0.0218	Muscatine
160026	0.0496	Boone
160080*	0.0049	Clinton
160140	0.0364	Plymouth
170137	0.0559	Douglas
180012*	0.0083	Hardin
180066*	0.0567	Logan
180127*	0.0067	Franklin
180128	0.0282	Lawrence
190001*	0.0645	Washington
190003*	0.0107	Iberia
190010	0.0401	Tangipahoa
190015*	0.0401	Tangipahoa
190049	0.0645	Washington
190054*	0.0107	Iberia
190099*	0.0453	Avoyelles
190147	0.0401	Tangipahoa
190148	0.0453	Avoyelles
200002*	0.0129	Lincoln
200013	0.0186	Waldo
200024*	0.0071	Androscoggin
200032	0.0331	Oxford
200034*	0.0071	Androscoggin
200050*	0.0140	Hancock
210001	0.0129	Washington
210004	0.0040	Montgomery
210016	0.0040	Montgomery
210018	0.0040	Montgomery
210022	0.0040	Montgomery
210023	0.0209	Anne Arundel
210043	0.0209	Anne Arundel
210048	0.0287	Howard
210057	0.0040	Montgomery
230003*	0.0035	Ottawa
230015	0.0359	St. Joseph
230037*	0.0373	Hillsdale

Provider Number	Out-Migration Adjustment	Qualifying County Name
230041	0.0130	Bay
230042*	0.0685	Allegan
230072*	0.0035	Ottawa
230075	0.0145	Calhoun
230093*	0.0079	Mecosta
230096*	0.0359	St. Joseph
230099	0.0358	Monroe
230106	0.0030	Newaygo
230121*	0.0691	Shiawassee
230174*	0.0035	Ottawa
230217	0.0145	Calhoun
230295	0.0685	Allegan
240011*	0.0506	Mc Leod
240013*	0.0226	Morrison
240014	0.0454	Rice
240018*	0.1196	Goodhue
240044	0.0868	Winona
240064*	0.0138	Itasca
240069*	0.0419	Steele
240071*	0.0454	Rice
240089	0.1196	Goodhue
240133	0.0319	Meeker
240152*	0.0735	Kanabec
240154	0.0138	Itasca
240187*	0.0506	Mc Leod
240205	0.0138	Itasca
240211*	0.0705	Pine
250040	0.0294	Jackson
250045	0.0042	Hancock
260011*	0.0007	Cole
260047*	0.0007	Cole
260074	0.0158	Randolph
260097	0.0425	Johnson
260127	0.0158	Pike
280054*	0.0137	Gage
280077*	0.0089	Dodge
280123	0.0137	Gage
290019*	0.0026	Carson City
300017	0.0361	Rockingham
300023	0.0361	Rockingham
300029	0.0361	Rockingham

Provider Number	Out-Migration Adjustment	Qualifying County Name
310010	0.0280	Mercer
310011	0.0031	Cape May
310014	0.0073	Camden
310021*	0.0280	Mercer
310022	0.0073	Camden
310029	0.0073	Camden
310032*	0.0087	Cumberland
310038*	0.0396	Middlesex
310039	0.0396	Middlesex
310044	0.0280	Mercer
310070*	0.0396	Middlesex
310086	0.0073	Camden
310092	0.0280	Mercer
310108	0.0396	Middlesex
310110	0.0280	Mercer
320018	0.0047	Dona Ana
320085	0.0047	Dona Ana
330004*	0.0959	Ulster
330008*	0.0470	Wyoming
330094**	0.0777	Columbia
330191	0.0026	Warren
330224*	0.0959	Ulster
330235*	0.0270	Cayuga
330276	0.0224	Fulton
330386*	0.1139	Sullivan
330402	0.0959	Ulster
340020	0.0207	Lee
340039*	0.0172	Iredell
340069	0.0053	Wake
340070	0.0448	Alamance
340073	0.0053	Wake
340088*	0.0115	Transylvania
340114	0.0053	Wake
340126*	0.0161	Wilson
340127*	0.0961	Granville
340129*	0.0172	Iredell
340138	0.0053	Wake
340144*	0.0172	Iredell
340145*	0.0563	Lincoln
340173	0.0053	Wake
360013	0.0201	Shelby

Provider Number	Out-Migration Adjustment	Qualifying County Name
360019	0.0107	Summit
360020	0.0107	Summit
360027	0.0107	Summit
360034	0.0263	Wayne
360036*	0.0263	Wayne
360065*	0.0141	Huron
360078*	0.0159	Portage
360086	0.0168	Clark
360093	0.0141	Defiance
360095*	0.0087	Hancock
360099	0.0087	Hancock
360107*	0.0213	Sandusky
360150	0.0107	Summit
360156	0.0213	Sandusky
360175*	0.0159	Clinton
360187	0.0168	Clark
360197*	0.0092	Logan
360241	0.0107	Summit
360260	0.0107	Summit
370004*	0.0193	Ottawa
370014*	0.0831	Bryan
370015*	0.0463	Mayes
370023	0.0084	Stephens
370043*	0.0294	Marshall
370065	0.0121	Craig
370113*	0.0205	Delaware
370179	0.0451	Okfuskee
380002	0.0136	Josephine
380008*	0.0209	Linn
380022*	0.0209	Linn
390044	0.0200	Berks
390052*	0.0032	Clearfield
390065*	0.0501	Adams
390066	0.0259	Lebanon
390086	0.0032	Clearfield
390096	0.0200	Berks
390138*	0.0325	Franklin
390146	0.0053	Warren
390150*	0.0206	Greene
390151*	0.0325	Franklin
390201*	0.1059	Monroe

Provider Number	Out-Migration Adjustment	Qualifying County Name
420007	0.0001	Spartanburg
420020*	0.0035	Georgetown
420027	0.0210	Anderson
420030*	0.0103	Colleton
420068*	0.0097	Orangeburg
420070*	0.0101	Sumter
420083	0.0001	Spartanburg
420093	0.0001	Spartanburg
420098	0.0035	Georgetown
440008*	0.0663	Henderson
440024	0.0387	Bradley
440025	0.0058	Greene
440030	0.0076	Hamblen
440035	0.0441	Montgomery
440047	0.0499	Gibson
440050*	0.0058	Greene
440056	0.0347	Jefferson
440060*	0.0499	Gibson
440067*	0.0076	Hamblen
440073*	0.0513	Mauzy
440114	0.0523	Lauderdale
440115	0.0499	Gibson
440143	0.0448	Marshall
440148*	0.0568	De Kalb
440174	0.0372	Haywood
440181	0.0407	Hardeman
440185*	0.0387	Bradley
450032*	0.0416	Harrison
450039	0.0093	Tarrant
450050	0.0750	Ward
450059	0.0073	Comal
450064	0.0093	Tarrant
450087	0.0093	Tarrant
450099*	0.0180	Gray
450113	0.0195	Anderson
450121	0.0093	Tarrant
450135	0.0093	Tarrant
450137	0.0093	Tarrant
450144*	0.0573	Andrews
450163	0.0134	Kleberg
450187*	0.0264	Washington

Provider Number	Out-Migration Adjustment	Qualifying County Name
450194*	0.0328	Cherokee
450214*	0.0368	Wharton
450224*	0.0411	Wood
450347*	0.0427	Walker
450362	0.0486	Burnet
450370	0.0258	Colorado
450389*	0.0880	Henderson
450395	0.0484	Polk
450419	0.0093	Tarrant
450438	0.0258	Colorado
450447*	0.0357	Navarro
450451*	0.0621	Somervell
450465	0.0435	Matagorda
450547*	0.0411	Wood
450563*	0.0093	Tarrant
450597	0.0077	De Witt
450623*	0.0491	Fannin
450626	0.0294	Jackson
450639	0.0093	Tarrant
450672	0.0093	Tarrant
450675	0.0093	Tarrant
450677	0.0093	Tarrant
450694*	0.0368	Wharton
450747*	0.0195	Anderson
450763	0.0236	Hutchinson
450779	0.0093	Tarrant
450813	0.0195	Anderson
450840	0.0093	Tarrant
450858	0.0093	Tarrant
460017	0.0392	Box Elder
460036*	0.0700	Wasatch
460039*	0.0392	Box Elder
470018*	0.0287	Windsor
470023	0.0118	Caledonia
490038	0.0022	Smyth
490047*	0.0198	Page
490084	0.0167	Essex
490105	0.0022	Smyth
490110	0.0082	Montgomery
500039*	0.0174	Kitsap
500041*	0.0108	Cowlitz



Provider Number	Out-Migration Adjustment	Qualifying County Name
500118*	0.0290	Mason
500122*	0.0276	Island
510018*	0.0209	Jackson
510028*	0.0141	Fayette
510047*	0.0275	Marion
510088	0.0141	Fayette
520028*	0.0157	Green
520059*	0.0200	Racine
520071*	0.0239	Jefferson
520094*	0.0200	Racine
520096*	0.0200	Racine
520102*	0.0298	Walworth
520116	0.0239	Jefferson

\*Hospitals that have already been reclassified under section 1886(d)(10) of the Act or redesignated under section 1886(d)(8) of the Act. These hospitals will retain their reclassification/redesignation status, and will not receive this out-migration adjustment unless they inform CMS that they would like to waive their reclassification/redesignation status.

\*\*This hospital was redesignated under section 1886(d)(8) of the Act, however, the hospital informed CMS that it wished to withdraw redesignation, and receive the out-migration adjustment instead. This hospital will thus receive the out-migration adjustment listed in the table.

TABLE 5.--LIST OF DIAGNOSIS-RELATED GROUPS (DRGs), RELATIVE WEIGHTING FACTORS, AND GEOMETRIC AND ARITHMETIC MEAN LENGTH OF STAY (LOS)

DRG	MDC	TYPE	DRG TITLE	RELATIVE WEIGHTS	GEOMETRIC MEAN LOS	ARITHMETIC MEAN LOS
1	01	SURG	CRANIOTOMY AGE >17 W CC	3.3344	7.5	10.0
2	01	SURG	CRANIOTOMY AGE >17 W/O CC	1.9467	3.6	4.6
3	01	SURG	CRANIOTOMY AGE 0-17	1.9767	12.7	12.7
4	01	SURG	NO LONGER VALID	0.0000	0.0	0.0
5	01	SURG	NO LONGER VALID	0.0000	0.0	0.0
6	01	SURG	CARPAL TUNNEL RELEASE	0.7650	2.2	3.4
7	01	SURG	PERIPH & CRANIAL NERVE & OTHER NERV SYST PROC W CC	2.6570	6.6	9.6
8	01	SURG	PERIPH & CRANIAL NERVE & OTHER NERV SYST PROC W/O CC	1.5588	1.9	2.7
9	01	MED	SPINAL DISORDERS & INJURIES	1.2435	4.3	5.9
10	01	MED	NERVOUS SYSTEM NEOPLASMS W CC	1.2241	4.7	6.2
11	01	MED	NERVOUS SYSTEM NEOPLASMS W/O CC	0.8771	2.9	3.9
12	01	MED	DEGENERATIVE NERVOUS SYSTEM DISORDERS	0.9136	4.3	5.6
13	01	MED	MULTIPLE SCLEROSIS & CEREBELLAR ATAXIA	0.8171	4.0	4.9
14	01	MED	INTRACRANIAL HEMORRHAGE OR CEREBRAL INFARCTION	1.2719	4.6	5.9
15	01	MED	NONSPECIFIC CVA & PRECEREBRAL OCCLUSION W/O INFARCT	0.9482	3.7	4.7
16	01	MED	NONSPECIFIC CEREBROVASCULAR DISORDERS W CC	1.2454	4.7	6.2
17	01	MED	NONSPECIFIC CEREBROVASCULAR DISORDERS W/O CC	0.6996	2.5	3.2
18	01	MED	CRANIAL & PERIPHERAL NERVE DISORDERS W CC	0.9919	4.1	5.4
19	01	MED	CRANIAL & PERIPHERAL NERVE DISORDERS W/O CC	0.7048	2.8	3.5
20	01	MED	NERVOUS SYSTEM INFECTION EXCEPT VIRAL MENINGITIS	2.8318	8.0	10.4
21	01	MED	VIRAL MENINGITIS	1.5238	5.0	6.7
22	01	MED	HYPERTENSIVE ENCEPHALOPATHY	1.1206	4.0	5.1
23	01	MED	NONTRAUMATIC STUPOR & COMA	0.6365	3.2	4.2
24	01	MED	SEIZURE & HEADACHE AGE >17 W CC	1.0130	3.6	4.9

DRG	MDC	TYPE	DRG TITLE	RELATIVE WEIGHTS	GEOMETRIC MEAN LOS	ARITHMETIC MEAN LOS
25	01	MED	SEIZURE & HEADACHE AGE >17 W/O CC	0.6143	2.5	3.2
26	01	MED	SEIZURE & HEADACHE AGE 0-17	0.5680	2.4	3.2
27	01	MED	TRAUMATIC STUPOR & COMA, COMA >1 HR	1.3496	3.2	5.1
28	01	MED	TRAUMATIC STUPOR & COMA, COMA <1 HR AGE >17 W CC	1.3254	4.4	6.0
29	01	MED	TRAUMATIC STUPOR & COMA, COMA <1 HR AGE >17 W/O CC	0.7061	2.6	3.4
30	01	MED	TRAUMATIC STUPOR & COMA, COMA <1 HR AGE 0-17	0.3343	2.0	2.0
31	01	MED	CONCUSSION AGE >17 W CC	0.9385	3.0	4.0
32	01	MED	CONCUSSION AGE >17 W/O CC	0.5978	2.0	2.5
33	01	MED	CONCUSSION AGE 0-17	0.2100	1.6	1.6
34	01	MED	OTHER DISORDERS OF NERVOUS SYSTEM W CC	0.9827	3.6	4.8
35	01	MED	OTHER DISORDERS OF NERVOUS SYSTEM W/O CC	0.6436	2.5	3.1
36	02	SURG	RETINAL PROCEDURES	0.6746	1.3	1.6
37	02	SURG	ORBITAL PROCEDURES	1.1542	2.7	3.9
38	02	SURG	PRIMARY IRIS PROCEDURES	0.5268	1.7	2.3
39	02	SURG	LENS PROCEDURES WITH OR WITHOUT VITRECTOMY	0.6282	1.6	2.2
40	02	SURG	EXTRAOCULAR PROCEDURES EXCEPT ORBIT AGE >17	0.9621	2.9	4.1
41	02	SURG	EXTRAOCULAR PROCEDURES EXCEPT ORBIT AGE 0-17	0.3403	1.6	1.6
42	02	SURG	INTRAOCULAR PROCEDURES EXCEPT RETINA, IRIS & LENS	0.7373	2.0	2.8
43	02	MED	HYPHEMA	0.6451	2.7	3.5
44	02	MED	ACUTE MAJOR EYE INFECTIONS	0.6594	4.0	4.9
45	02	MED	NEUROLOGICAL EYE DISORDERS	0.7268	2.6	3.2
46	02	MED	OTHER DISORDERS OF THE EYE AGE >17 W CC	0.7758	3.3	4.3
47	02	MED	OTHER DISORDERS OF THE EYE AGE >17 W/O CC	0.5502	2.5	3.2
48	02	MED	OTHER DISORDERS OF THE EYE AGE 0-17	0.2998	2.9	2.9
49	03	SURG	MAJOR HEAD & NECK PROCEDURES	1.7480	3.3	4.6
50	03	SURG	SIALOADENECTOMY	0.8708	1.5	1.9
51	03	SURG	SALIVARY GLAND PROCEDURES EXCEPT SIALOADENECTOMY	0.7958	1.8	2.9
52	03	SURG	CLEFT LIP & PALATE REPAIR	0.7882	1.6	2.2

DRG	MDC	TYPE	DRG TITLE	RELATIVE WEIGHTS	GEOMETRIC MEAN LOS	ARITHMETIC MEAN LOS
53	03	SURGSINUS & MASTOID PROCEDURES AGE >17		1.2103	2.2	3.6
54	03	SURGSINUS & MASTOID PROCEDURES AGE 0-17		0.4860	3.2	3.2
55	03	SURGMISCELLANEOUS EAR, NOSE, MOUTH & THROAT PROCEDURES		0.9111	1.9	2.9
56	03	SURGRHINOPLASTY		0.9082	1.9	2.8
57	03	SURGT&A PROC, EXCEPT TONSILLECTOMY &/OR ADENOIDECTOMY ONLY, AGE >17		1.0275	2.5	3.9
58	03	SURGT&A PROC, EXCEPT TONSILLECTOMY &/OR ADENOIDECTOMY ONLY, AGE 0-17		0.2759	1.5	1.5
59	03	SURGTONSILLECTOMY &/OR ADENOIDECTOMY ONLY, AGE >17		0.6420	1.8	2.5
60	03	SURGTONSILLECTOMY &/OR ADENOIDECTOMY ONLY, AGE 0-17		0.2101	1.5	1.5
61	03	SURGMYRINGOTOMY W TUBE INSERTION AGE >17		1.5317	3.3	5.8
62	03	SURGMYRINGOTOMY W TUBE INSERTION AGE 0-17		0.2975	1.3	1.3
63	03	SURGOTHER EAR, NOSE, MOUTH & THROAT O.R. PROCEDURES		1.3887	3.0	4.4
64	03	MED EAR, NOSE, MOUTH & THROAT MALIGNANCY		1.3117	4.2	6.6
65	03	MEDDYSEQUILIBRIUM		0.5959	2.3	2.8
66	03	MED EPISTAXIS		0.5861	2.4	3.1
67	03	MED EPIGLOTTITIS		0.8402	2.8	3.6
68	03	MED OTITIS MEDIA & URI AGE >17 W CC		0.6655	3.0	3.7
69	03	MED OTITIS MEDIA & URI AGE >17 W/O CC		0.4960	2.4	2.9
70	03	MED OTITIS MEDIA & URI AGE 0-17		0.4652	2.4	2.9
71	03	MED LARYNGOTRACHEITIS		0.5215	3.0	3.6
72	03	MED NASAL TRAUMA & DEFORMITY		0.7378	2.7	3.6
73	03	MED OTHER EAR, NOSE, MOUTH & THROAT DIAGNOSES AGE >17		0.8347	3.3	4.5
74	03	MED OTHER EAR, NOSE, MOUTH & THROAT DIAGNOSES AGE 0-17		0.3382	2.1	2.1
75	04	SURGMajor CHEST PROCEDURES		3.0337	7.6	9.9
76	04	SURG OTHER RESP SYSTEM O.R. PROCEDURES W CC		2.8240	8.3	11.0
77	04	SURG OTHER RESP SYSTEM O.R. PROCEDURES W/O CC		1.2231	3.5	4.7
78	04	MED PULMONARY EMBOLISM		1.2478	5.5	6.5
79	04	MED RESPIRATORY INFECTIONS & INFLAMMATIONS AGE >17 W CC		1.5872	6.6	8.4
80	04	MED RESPIRATORY INFECTIONS & INFLAMMATIONS AGE >17 W/O CC		0.8497	4.3	5.4

DRG	MDC	TYPE	DRG TITLE	RELATIVE WEIGHTS	GEOMETRIC MEAN LOS	ARITHMETIC MEAN LOS
81	04	MED	RESPIRATORY INFECTIONS & INFLAMMATIONS AGE 0-17	1.5311	6.1	6.1
82	04	MED	RESPIRATORY NEOPLASMS	1.3717	5.1	6.8
83	04	MED	MAJOR CHEST TRAUMA W CC	0.9806	4.3	5.3
84	04	MED	MAJOR CHEST TRAUMA W/O CC	0.5539	2.6	3.2
85	04	MED	PLEURAL EFFUSION W CC	1.2309	4.8	6.4
86	04	MED	PLEURAL EFFUSION W/O CC	0.6976	2.8	3.6
87	04	MED	PULMONARY EDEMA & RESPIRATORY FAILURE	1.3542	4.9	6.4
88	04	MED	CHRONIC OBSTRUCTIVE PULMONARY DISEASE	0.9089	4.1	5.0
89	04	MED	SIMPLE PNEUMONIA & PLEURISY AGE >17 W CC	1.0479	4.8	5.8
90	04	MED	SIMPLE PNEUMONIA & PLEURISY AGE >17 W/O CC	0.6172	3.3	3.9
91	04	MED	SIMPLE PNEUMONIA & PLEURISY AGE 0-17	0.6271	2.9	3.4
92	04	MED	INTERSTITIAL LUNG DISEASE W CC	1.1930	4.9	6.2
93	04	MED	INTERSTITIAL LUNG DISEASE W/O CC	0.7123	3.2	4.0
94	04	MED	PNEUMOTHORAX W CC	1.1476	4.6	6.2
95	04	MED	PNEUMOTHORAX W/O CC	0.6013	3.0	3.7
96	04	MED	BRONCHITIS & ASTHMA AGE >17 W CC	0.7439	3.6	4.4
97	04	MED	BRONCHITIS & ASTHMA AGE >17 W/O CC	0.5428	2.8	3.4
98	04	MED	BRONCHITIS & ASTHMA AGE 0-17	0.5534	2.7	3.1
99	04	MED	RESPIRATORY SIGNS & SYMPTOMS W CC	0.7178	2.4	3.2
100	04	MED	RESPIRATORY SIGNS & SYMPTOMS W/O CC	0.5445	1.8	2.1
101	04	MED	OTHER RESPIRATORY SYSTEM DIAGNOSES W CC	0.8711	3.3	4.3
102	04	MED	OTHER RESPIRATORY SYSTEM DIAGNOSES W/O CC	0.5473	2.0	2.5
103	PRE	SURG	HEART TRANSPLANT OR IMPLANT OF HEART ASSIST SYSTEM	19.5514	25.7	42.2
104	05	SURG	CARDIAC VALVE & OTH MAJOR CARDIOTHORACIC PROC W CARD CATH	7.9180	12.4	14.6
105	05	SURG	CARDIAC VALVE & OTH MAJOR CARDIOTHORACIC PROC W/O CARD CATH	5.7937	8.3	10.0
106	05	SURG	CORONARY BYPASS W PTCA	7.3062	9.6	11.3
107	05	SURG	CORONARY BYPASS W CARDIAC CATH	5.3757	9.3	10.6
108	05	SURG	OTHER CARDIOTHORACIC PROCEDURES	5.1702	6.9	9.6

DRG	MDC	TYPE	DRG TITLE	RELATIVE WEIGHTS	GEOMETRIC MEAN LOS	ARITHMETIC MEAN LOS
109	05	SURG	CORONARY BYPASS W/O PTCA OR CARDIAC CATH	3.9450	6.8	7.8
110	05	SURG	MAJOR CARDIOVASCULAR PROCEDURES W CC	3.9587	6.1	8.7
111	05	SURG	MAJOR CARDIOVASCULAR PROCEDURES W/O CC	2.4488	2.8	3.7
112	05	SURG	NO LONGER VALID	0.0000	0.0	0.0
113	05	SURG	AMPUTATION FOR CIRC SYSTEM DISORDERS EXCEPT UPPER LIMB & TOE	3.1063	10.7	13.6
114	05	SURG	UPPER LIMB & TOE AMPUTATION FOR CIRC SYSTEM DISORDERS	1.6955	6.3	8.7
115	05	SURG	PRM CARD PACEM IMPL W AMI/HR/SHOCK OR AICD LEAD OR GNRTR	3.5928	4.6	7.0
116	05	SURG	OTHER PERMANENT CARDIAC PACEMAKER IMPLANT	2.3561	3.0	4.3
117	05	SURG	CARDIAC PACEMAKER REVISION EXCEPT DEVICE REPLACEMENT	1.3529	2.6	4.3
118	05	SURG	CARDIAC PACEMAKER DEVICE REPLACEMENT	1.6751	2.0	3.0
119	05	SURG	VEIN LIGATION & STRIPPING	1.4322	3.2	5.4
120	05	SURG	OTHER CIRCULATORY SYSTEM O.R. PROCEDURES	2.3051	5.6	8.9
121	05	MED	CIRCULATORY DISORDERS W AMI & MAJOR COMP, DISCHARGED ALIVE	1.6200	5.3	6.6
122	05	MED	CIRCULATORY DISORDERS W AMI W/O MAJOR COMP, DISCHARGED ALIVE	1.0127	2.9	3.6
123	05	MED	CIRCULATORY DISORDERS W AMI, EXPIRED	1.5421	2.9	4.7
124	05	MED	CIRCULATORY DISORDERS EXCEPT AMI, W CARD CATH & COMPLEX DIAG	1.4564	3.3	4.5
125	05	MED	CIRCULATORY DISORDERS EXCEPT AMI, W CARD CATH W/O COMPLEX DIAG	1.1146	2.2	2.8
126	05	MED	ACUTE & SUBACUTE ENDOCARDITIS	2.6051	9.0	11.5
127	05	MED	HEART FAILURE & SHOCK	1.0390	4.1	5.2
128	05	MED	DEEP VEIN THROMBOPHLEBITIS	0.7475	4.6	5.5
129	05	MED	CARDIAC ARREST, UNEXPLAINED	1.0346	1.7	2.7
130	05	MED	PERIPHERAL VASCULAR DISORDERS W CC	0.9566	4.5	5.6
131	05	MED	PERIPHERAL VASCULAR DISORDERS W/O CC	0.5855	3.3	4.0
132	05	MED	ATHEROSCLEROSIS W CC	0.6428	2.3	2.9
133	05	MED	ATHEROSCLEROSIS W/O CC	0.5411	1.8	2.2
134	05	MED	HYPERTENSION	0.6091	2.5	3.2
135	05	MED	CARDIAC CONGENITAL & VALVULAR DISORDERS AGE >17 W CC	0.9264	3.4	4.5
136	05	MED	CARDIAC CONGENITAL & VALVULAR DISORDERS AGE >17 W/O CC	0.5902	2.1	2.6

DRG	MDC	TYPE	DRG TITLE	RELATIVE WEIGHTS	GEOMETRIC MEAN LOS	ARITHMETIC MEAN LOS
137	05	MED	CARDIAC CONGENITAL & VALVULAR DISORDERS AGE 0-17	0.8249	3.3	3.3
138	05	MED	CARDIAC ARRHYTHMIA & CONDUCTION DISORDERS W CC	0.8413	3.1	4.0
139	05	MED	CARDIAC ARRHYTHMIA & CONDUCTION DISORDERS W/O CC	0.5234	2.0	2.5
140	05	MED	ANGINA PECTORIS	0.5275	2.0	2.5
141	05	MED	SYNOPE & COLLAPSE W CC	0.7617	2.8	3.5
142	05	MED	SYNOPE & COLLAPSE W/O CC	0.5929	2.1	2.5
143	05	MED	CHEST PAIN	0.5643	1.7	2.1
144	05	MED	OTHER CIRCULATORY SYSTEM DIAGNOSES W CC	1.2502	4.0	5.7
145	05	MED	OTHER CIRCULATORY SYSTEM DIAGNOSES W/O CC	0.5850	2.0	2.6
146	06	SURG	RECTAL RESECTION W CC	2.6435	8.6	10.1
147	06	SURG	RECTAL RESECTION W/O CC	1.5194	5.4	6.0
148	06	SURG	MAJOR SMALL & LARGE BOWEL PROCEDURES W CC	3.3871	10.0	12.2
149	06	SURG	MAJOR SMALL & LARGE BOWEL PROCEDURES W/O CC	1.4352	5.6	6.1
150	06	SURG	PERITONEAL ADHESIOLYSIS W CC	2.7489	8.9	11.0
151	06	SURG	PERITONEAL ADHESIOLYSIS W/O CC	1.2960	4.3	5.4
152	06	SURG	MINOR SMALL & LARGE BOWEL PROCEDURES W CC	1.8812	6.6	8.0
153	06	SURG	MINOR SMALL & LARGE BOWEL PROCEDURES W/O CC	1.1129	4.6	5.1
154	06	SURG	STOMACH, ESOPHAGEAL & DUODENAL PROCEDURES AGE >17 W CC	4.0524	9.9	13.3
155	06	SURG	STOMACH, ESOPHAGEAL & DUODENAL PROCEDURES AGE >17 W/O CC	1.2708	3.1	4.1
156	06	SURG	STOMACH, ESOPHAGEAL & DUODENAL PROCEDURES AGE 0-17	0.8495	6.0	6.0
157	06	SURG	GANAL & STOMAL PROCEDURES W CC	1.2914	4.0	5.6
158	06	SURG	GANAL & STOMAL PROCEDURES W/O CC	0.6564	2.1	2.6
159	06	SURG	HERNIA PROCEDURES EXCEPT INGUINAL & FEMORAL AGE >17 W CC	1.3836	3.8	5.1
160	06	SURG	HERNIA PROCEDURES EXCEPT INGUINAL & FEMORAL AGE >17 W/O CC	0.8225	2.2	2.7
161	06	SURG	INGUINAL & FEMORAL HERNIA PROCEDURES AGE >17 W CC	1.1824	3.0	4.4
162	06	SURG	INGUINAL & FEMORAL HERNIA PROCEDURES AGE >17 W/O CC	0.6643	1.6	2.0
163	06	SURG	HERNIA PROCEDURES AGE 0-17	1.0030	3.5	3.7
164	06	SURG	APPENDECTOMY W COMPLICATED PRINCIPAL DIAG W CC	2.2921	6.9	8.3

DRG	MDC	TYPE	DRG TITLE	RELATIVE WEIGHTS	GEOMETRIC MEAN LOS	ARITHMETIC MEAN LOS
165	06	06	SURGAPPENDECTOMY W COMPLICATED PRINCIPAL DIAG W/O CC	1.1878	3.7	4.3
166	06	06	SURGAPPENDECTOMY W/O COMPLICATED PRINCIPAL DIAG W CC	1.4723	3.5	4.7
167	06	06	SURGAPPENDECTOMY W/O COMPLICATED PRINCIPAL DIAG W/O CC	0.8956	1.9	2.3
168	03	03	SURGMOUTH PROCEDURES W CC	1.2425	3.2	4.7
169	03	03	SURGMOUTH PROCEDURES W/O CC	0.7482	1.9	2.5
170	06	06	SURGOTHER DIGESTIVE SYSTEM O.R. PROCEDURES W CC	2.8628	7.5	10.8
171	06	06	SURGOTHER DIGESTIVE SYSTEM O.R. PROCEDURES W/O CC	1.1843	3.2	4.3
172	06	06	MEDDIGESTIVE MALIGNANCY W CC	1.3988	5.1	7.0
173	06	06	MEDDIGESTIVE MALIGNANCY W/O CC	0.7437	2.7	3.7
174	06	06	MEDG.I. HEMORRHAGE W CC	1.0109	3.8	4.8
175	06	06	MEDG.I. HEMORRHAGE W/O CC	0.5704	2.5	2.9
176	06	06	MEDCOMPLICATED PEPTIC ULCER	1.1149	4.1	5.3
177	06	06	MEDUNCOMPLICATED PEPTIC ULCER W CC	0.9339	3.7	4.6
178	06	06	MEDUNCOMPLICATED PEPTIC ULCER W/O CC	0.6791	2.6	3.1
179	06	06	MEDINFLAMMATORY BOWEL DISEASE	1.1059	4.6	5.9
180	06	06	MEDG.I. OBSTRUCTION W CC	0.9753	4.2	5.4
181	06	06	MEDG.I. OBSTRUCTION W/O CC	0.5539	2.8	3.4
182	06	06	MEDYESOPHAGITIS, GASTROENT & MISC DIGEST DISORDERS AGE >17 W CC	0.8255	3.4	4.4
183	06	06	MEDYESOPHAGITIS, GASTROENT & MISC DIGEST DISORDERS AGE >17 W/O CC	0.5844	2.3	2.9
184	06	06	MEDYESOPHAGITIS, GASTROENT & MISC DIGEST DISORDERS AGE 0-17	0.4851	2.5	3.3
185	03	03	MEDDENTAL & ORAL DIS EXCEPT EXTRACTIONS & RESTORATIONS, AGE >17	0.9124	3.4	4.7
186	03	03	MEDDENTAL & ORAL DIS EXCEPT EXTRACTIONS & RESTORATIONS, AGE 0-17	0.3238	2.9	2.9
187	03	03	MEDDENTAL EXTRACTIONS & RESTORATIONS	0.8167	3.1	4.3
188	06	06	MEDOTHER DIGESTIVE SYSTEM DIAGNOSES AGE >17 W CC	1.1137	4.1	5.6
189	06	06	MEDOTHER DIGESTIVE SYSTEM DIAGNOSES AGE >17 W/O CC	0.5918	2.4	3.1
190	06	06	MEDOTHER DIGESTIVE SYSTEM DIAGNOSES AGE 0-17	0.5210	3.3	4.3
191	07	07	SURGPANCREAS, LIVER & SHUNT PROCEDURES W CC	4.0497	9.3	13.3
192	07	07	SURGPANCREAS, LIVER & SHUNT PROCEDURES W/O CC	1.6269	4.2	5.6



DRG	MDC	TYPE	DRG TITLE	RELATIVE WEIGHTS	GEOMETRIC MEAN LOS	ARITHMETIC MEAN LOS
193	07	SURG	BILIARY TRACT PROC EXCEPT ONLY CHOLECYST W OR W/O C.D.E. W CC	3.4161	10.3	12.7
194	07	SURG	BILIARY TRACT PROC EXCEPT ONLY CHOLECYST W OR W/O C.D.E. W/O CC	1.5689	5.4	6.6
195	07	SURG	CHOLECYSTECTOMY W C.D.E. W CC	2.8886	8.5	10.2
196	07	SURG	CHOLECYSTECTOMY W C.D.E. W/O CC	1.5850	4.6	5.5
197	07	SURG	CHOLECYSTECTOMY EXCEPT BY LAPAROSCOPE W/O C.D.E. W CC	2.5178	7.4	9.1
198	07	SURG	CHOLECYSTECTOMY EXCEPT BY LAPAROSCOPE W/O C.D.E. W/O CC	1.1761	3.8	4.4
199	07	SURG	HEPATOBIILIARY DIAGNOSTIC PROCEDURE FOR MALIGNANCY	2.3380	6.8	9.5
200	07	SURG	HEPATOBIILIARY DIAGNOSTIC PROCEDURE FOR NON-MALIGNANCY	2.9603	6.4	10.3
201	07	SURG	OTHER HEPATOBIILIARY OR PANCREAS O.R. PROCEDURES	3.7522	10.2	14.1
202	07	MED	CIRRHOSIS & ALCOHOLIC HEPATITIS	1.3386	4.7	6.3
203	07	MED	MALIGNANCY OF HEPATOBIILIARY SYSTEM OR PANCREAS	1.3825	5.0	6.7
204	07	MED	DISORDERS OF PANCREAS EXCEPT MALIGNANCY	1.1440	4.3	5.7
205	07	MED	DISORDERS OF LIVER EXCEPT MALIG,CIRR,ALC HEPA W CC	1.2122	4.5	6.1
206	07	MED	DISORDERS OF LIVER EXCEPT MALIG,CIRR,ALC HEPA W/O CC	0.7271	3.0	3.8
207	07	MED	DISORDERS OF THE BILIARY TRACT W CC	1.1870	4.1	5.3
208	07	MED	DISORDERS OF THE BILIARY TRACT W/O CC	0.6917	2.3	2.9
209	08	SURG	MAJOR JOINT & LIMB REATTACHMENT PROCEDURES OF LOWER EXTREMITY	2.0332	4.3	4.8
210	08	SURG	HIP & FEMUR PROCEDURES EXCEPT MAJOR JOINT AGE >17 W CC	1.8817	6.1	7.0
211	08	SURG	HIP & FEMUR PROCEDURES EXCEPT MAJOR JOINT AGE >17 W/O CC	1.2675	4.4	4.8
212	08	SURG	HIP & FEMUR PROCEDURES EXCEPT MAJOR JOINT AGE 0-17	1.4162	11.1	11.1
213	08	SURG	AMPUTATION FOR MUSCULOSKELETAL SYSTEM & CONN TISSUE DISORDERS	1.8952	6.6	9.1
214	08	SURG	NO LONGER VALID	0.0000	0.0	0.0
215	08	SURG	NO LONGER VALID	0.0000	0.0	0.0
216	08	SURG	BIOPSIES OF MUSCULOSKELETAL SYSTEM & CONNECTIVE TISSUE	1.8966	3.8	6.6
217	08	SURG	WOUND DEBRID & SKN GRFT EXCEPT HAND, FOR MUSCULOSKELETAL & CONN TISS DIS	2.9339	9.0	13.0
218	08	SURG	LOWER EXTREM & HUMER PROC EXCEPT HIP, FOOT, FEMUR AGE >17 W CC	1.5762	4.3	5.5
219	08	SURG	LOWER EXTREM & HUMER PROC EXCEPT HIP, FOOT, FEMUR AGE >17 W/O CC	1.0191	2.7	3.2
220	08	SURG	LOWER EXTREM & HUMER PROC EXCEPT HIP, FOOT, FEMUR AGE 0-17	0.5885	5.3	5.3

DRG	MDC	TYPE	DRG TITLE	RELATIVE WEIGHTS	GEOMETRIC MEAN LOS	ARITHMETIC MEAN LOS
221	08	08	SURGN0 LONGER VALID	0.0000	0.0	0.0
222	08	08	SURGN0 LONGER VALID	0.0000	0.0	0.0
223	08	08	SURGM0 MAJOR SHOULDER/ELBOW PROC, OR OTHER UPPER EXTREMITY PROC W CC	1.0764	2.2	3.1
224	08	08	SURGS0 SHOULDER, ELBOW OR FOREARM PROC, EXC MAJOR JOINT PROC, W/O CC	0.7972	1.6	1.9
225	08	08	SURGF0 FOOT PROCEDURES	1.1979	3.7	5.2
226	08	08	SURGS0 FT TISSUE PROCEDURES W CC	1.5306	4.4	6.5
227	08	08	SURGS0 FT TISSUE PROCEDURES W/O CC	0.8339	2.1	2.7
228	08	08	SURGM0 MAJOR THUMB OR JOINT PROC, OR OTH HAND OR WRIST PROC W CC	1.1649	2.8	4.2
229	08	08	SURGH0 HAND OR WRIST PROC, EXCEPT MAJOR JOINT PROC, W/O CC	0.7353	1.9	2.5
230	08	08	SURGL0 LOCAL EXCISION & REMOVAL OF INT FIX DEVICES OF HIP & FEMUR	1.3454	3.7	5.7
231	08	08	SURGN0 LONGER VALID	0.0000	0.0	0.0
232	08	08	SURGAR0 THROSCOPY	0.9964	1.8	2.8
233	08	08	SURGO0 OTHER MUSCULOSKELET SYS & CONN TISS O.R. PROC W CC	1.9542	5.4	7.6
234	08	08	SURGO0 OTHER MUSCULOSKELET SYS & CONN TISS O.R., PROC W/O CC	1.1643	2.5	3.4
235	08	08	MEDIF0 FRACTURES OF FEMUR	0.7512	3.7	4.8
236	08	08	MEDIF0 FRACTURES OF HIP & PELVIS	0.7544	3.9	4.7
237	08	08	MEDIS0 SPRAINS, STRAINS, & DISLOCATIONS OF HIP, PELVIS & THIGH	0.6063	3.0	3.8
238	08	08	MEDIO0 STEOMYELITIS	1.3708	6.5	8.6
239	08	08	MEDP0 PATHOLOGICAL FRACTURES & MUSCULOSKELETAL & CONN TISS MALIGNANCY	1.0811	5.0	6.3
240	08	08	MEDC0 CONNECTIVE TISSUE DISORDERS W CC	1.3500	4.9	6.7
241	08	08	MEDC0 CONNECTIVE TISSUE DISORDERS W/O CC	0.6679	3.0	3.7
242	08	08	MEDS0 SEPTIC ARTHRITIS	1.1618	5.3	7.0
243	08	08	MEDM0 MEDICAL BACK PROBLEMS	0.7712	3.7	4.6
244	08	08	MEDB0 BONE DISEASES & SPECIFIC ARTHROPATHIES W CC	0.7137	3.6	4.6
245	08	08	MEDB0 BONE DISEASES & SPECIFIC ARTHROPATHIES W/O CC	0.4741	2.6	3.3
246	08	08	MEDN0 NON-SPECIFIC ARTHROPATHIES	0.5977	2.9	3.6
247	08	08	MEDS0 SIGNS & SYMPTOMS OF MUSCULOSKELETAL SYSTEM & CONN TISSUE	0.5825	2.6	3.3
248	08	08	MEDT0 TENDONITIS, MYOSITIS & BURSTITIS	0.8417	3.8	4.8

DRG	MDC	TYPE	DRG TITLE	RELATIVE WEIGHTS	GEOMETRIC MEAN LOS	ARITHMETIC MEAN LOS
249	08	MED	AFTERCARE, MUSCULOSKELETAL SYSTEM & CONNECTIVE TISSUE	0.7006	2.6	3.8
250	08	MED	FX, SPRN, STRN & DISL OF FOREARM, HAND, FOOT AGE >17 W CC	0.6908	3.1	3.9
251	08	MED	FX, SPRN, STRN & DISL OF FOREARM, HAND, FOOT AGE >17 W/O CC	0.4830	2.3	2.8
252	08	MED	FX, SPRN, STRN & DISL OF FOREARM, HAND, FOOT AGE 0-17	0.2555	1.8	1.8
253	08	MED	FX, SPRN, STRN & DISL OF UPARM, LOW LEG EX FOOT AGE >17 W CC	0.7664	3.7	4.6
254	08	MED	FX, SPRN, STRN & DISL OF UPARM, LOW LEG EX FOOT AGE >17 W/O CC	0.4555	2.5	3.1
255	08	MED	FX, SPRN, STRN & DISL OF UPARM, LOW LEG EX FOOT AGE 0-17	0.2976	2.9	2.9
256	08	MED	OTHER MUSCULOSKELETAL SYSTEM & CONNECTIVE TISSUE DIAGNOSES	0.8218	3.9	5.1
257	09	SURG	TOTAL MASTECTOMY FOR MALIGNANCY W CC	0.9117	2.1	2.7
258	09	SURG	TOTAL MASTECTOMY FOR MALIGNANCY W/O CC	0.7155	1.6	1.8
259	09	SURG	SUBTOTAL MASTECTOMY FOR MALIGNANCY W CC	0.9816	1.8	2.8
260	09	SURG	SUBTOTAL MASTECTOMY FOR MALIGNANCY W/O CC	0.6982	1.2	1.4
261	09	SURG	BREAST PROC FOR NON-MALIGNANCY EXCEPT BIOPSY & LOCAL EXCISION	0.9725	1.6	2.1
262	09	SURG	BREAST BIOPSY & LOCAL EXCISION FOR NON-MALIGNANCY	0.9711	3.2	4.7
263	09	SURG	SKIN GRAFT &/OR DEBRID FOR SKN ULCER OR CELLULITIS W CC	2.0413	8.3	11.3
264	09	SURG	SKIN GRAFT &/OR DEBRID FOR SKN ULCER OR CELLULITIS W/O CC	1.0679	4.9	6.5
265	09	SURG	SKIN GRAFT &/OR DEBRID EXCEPT FOR SKIN ULCER OR CELLULITIS W CC	1.5980	4.2	6.8
266	09	SURG	SKIN GRAFT &/OR DEBRID EXCEPT FOR SKIN ULCER OR CELLULITIS W/O CC	0.8616	2.3	3.2
267	09	SURG	PERIANAL & PILONIDAL PROCEDURES	0.9036	2.8	4.5
268	09	SURG	SKIN, SUBCUTANEOUS TISSUE & BREAST PLASTIC PROCEDURES	1.2052	2.4	3.7
269	09	SURG	OTHER SKIN, SUBCUT TISS & BREAST PROC W CC	1.7560	6.1	8.6
270	09	SURG	OTHER SKIN, SUBCUT TISS & BREAST PROC W/O CC	0.8173	2.6	3.7
271	09	MED	SKIN ULCERS	1.0233	5.5	7.1
272	09	MED	MAJOR SKIN DISORDERS W CC	1.0219	4.5	5.9
273	09	MED	MAJOR SKIN DISORDERS W/O CC	0.5968	2.9	3.7
274	09	MED	MALIGNANT BREAST DISORDERS W CC	1.1249	4.6	6.3
275	09	MED	MALIGNANT BREAST DISORDERS W/O CC	0.5735	2.2	3.0
276	09	MED	NON-MALIGNANT BREAST DISORDERS	0.7233	3.7	4.7

DRG	MDC	TYPE	DRG TITLE	RELATIVE WEIGHTS	GEOMETRIC MEAN LOS	ARITHMETIC MEAN LOS
277	09	MED	CELLULITIS AGE >17 W CC	0.8877	4.7	5.7
278	09	MED	CELLULITIS AGE >17 W/O CC	0.5531	3.5	4.2
279	09	MED	CELLULITIS AGE 0-17	0.7785	4.2	4.2
280	09	MED	TRAUMA TO THE SKIN, SUBCUT TISS & BREAST AGE >17 W CC	0.7259	3.2	4.1
281	09	MED	TRAUMA TO THE SKIN, SUBCUT TISS & BREAST AGE >17 W/O CC	0.4944	2.3	2.9
282	09	MED	TRAUMA TO THE SKIN, SUBCUT TISS & BREAST AGE 0-17	0.2588	2.2	2.2
283	09	MED	MINOR SKIN DISORDERS W CC	0.7570	3.5	4.7
284	09	MED	MINOR SKIN DISORDERS W/O CC	0.4291	2.3	3.0
285	10	SURG	AMPUTAT OF LOWER LIMB FOR ENDOCRINE, NUTRIT, & METABOL DISORDERS	2.0637	7.9	10.4
286	10	SURG	ADRENAL & PITUITARY PROCEDURES	1.9324	4.2	5.6
287	10	SURG	SKIN GRAFTS & WOUND DEBRID FOR ENDOC, NUTRIT & METAB DISORDERS	1.9092	7.5	10.1
288	10	SURG	O.R. PROCEDURES FOR OBESITY	2.1291	3.5	4.5
289	10	SURG	PARATHYROID PROCEDURES	0.9629	1.7	2.6
290	10	SURG	THYROID PROCEDURES	0.9022	1.6	2.2
291	10	SURG	THYROGLOSSAL PROCEDURES	0.6948	1.3	1.5
292	10	SURG	OTHER ENDOCRINE, NUTRIT & METAB O.R. PROC W CC	2.7222	7.1	10.3
293	10	SURG	OTHER ENDOCRINE, NUTRIT & METAB O.R. PROC W/O CC	1.4162	3.3	4.7
294	10	MED	DIABETES AGE >35	0.7809	3.4	4.5
295	10	MED	DIABETES AGE 0-35	0.7686	2.9	3.8
296	10	MED	NUTRITIONAL & MISC METABOLIC DISORDERS AGE >17 W CC	0.8420	3.8	4.9
297	10	MED	NUTRITIONAL & MISC METABOLIC DISORDERS AGE >17 W/O CC	0.4992	2.6	3.2
298	10	MED	NUTRITIONAL & MISC METABOLIC DISORDERS AGE 0-17	0.5883	2.7	3.8
299	10	MED	INBORN ERRORS OF METABOLISM	0.9355	3.8	5.3
300	10	MED	ENDOCRINE DISORDERS W CC	1.0955	4.6	6.0
301	10	MED	ENDOCRINE DISORDERS W/O CC	0.6440	2.8	3.5
302	11	SURG	KIDNEY TRANSPLANT	3.1515	7.0	8.2
303	11	SURG	KIDNEY, URETER & MAJOR BLADDER PROCEDURES FOR NEOPLASM	2.3212	6.1	7.7
304	11	SURG	KIDNEY, URETER & MAJOR BLADDER PROC FOR NON-NEOPL W CC	2.3479	6.0	8.6

DRG	MDC	TYPE	DRG TITLE	RELATIVE WEIGHTS	GEOMETRIC MEAN LOS	ARITHMETIC MEAN LOS
305	11	SURG	KIDNEY, URETER & MAJOR BLADDER PROC FOR NON-NEOPL W/O CC	1.1662	2.7	3.3
306	11	SURG	PROSTATECTOMY W CC	1.2609	3.4	5.4
307	11	SURG	PROSTATECTOMY W/O CC	0.6143	1.7	2.0
308	11	SURG	MINOR BLADDER PROCEDURES W CC	1.5905	3.8	6.0
309	11	SURG	MINOR BLADDER PROCEDURES W/O CC	0.8995	1.6	2.0
310	11	SURG	TRANSURETHRAL PROCEDURES W CC	1.1659	3.0	4.4
311	11	SURG	TRANSURETHRAL PROCEDURES W/O CC	0.6287	1.5	1.8
312	11	SURG	URETHRAL PROCEDURES, AGE >17 W CC	1.0704	3.1	4.6
313	11	SURG	URETHRAL PROCEDURES, AGE >17 W/O CC	0.6575	1.7	2.2
314	11	SURG	URETHRAL PROCEDURES, AGE 0-17	0.4988	2.3	2.3
315	11	SURG	OTHER KIDNEY & URINARY TRACT O.R. PROCEDURES	2.0861	3.6	6.8
316	11	MED	RENAL FAILURE	1.2823	4.9	6.5
317	11	MED	ADMIT FOR RENAL DIALYSIS	0.8093	2.3	3.3
318	11	MED	KIDNEY & URINARY TRACT NEOPLASMS W CC	1.1486	4.2	5.8
319	11	MED	KIDNEY & URINARY TRACT NEOPLASMS W/O CC	0.6161	2.1	2.7
320	11	MED	KIDNEY & URINARY TRACT INFECTIONS, AGE >17 W CC	0.8776	4.3	5.3
321	11	MED	KIDNEY & URINARY TRACT INFECTIONS, AGE >17 W/O CC	0.5681	3.1	3.7
322	11	MED	KIDNEY & URINARY TRACT INFECTIONS, AGE 0-17	0.5257	3.0	3.7
323	11	MED	URINARY STONES W CC, &/OR ESW LITHOTRIPSY	0.8331	2.4	3.2
324	11	MED	URINARY STONES W/O CC	0.4924	1.6	1.9
325	11	MED	KIDNEY & URINARY TRACT SIGNS & SYMPTOMS AGE >17 W CC	0.6630	2.9	3.8
326	11	MED	KIDNEY & URINARY TRACT SIGNS & SYMPTOMS AGE >17 W/O CC	0.4374	2.1	2.6
327	11	MED	KIDNEY & URINARY TRACT SIGNS & SYMPTOMS AGE 0-17	0.3730	3.1	3.1
328	11	MED	URETHRAL STRICTURE AGE >17 W CC	0.6783	2.5	3.4
329	11	MED	URETHRAL STRICTURE AGE >17 W/O CC	0.4551	1.6	2.2
330	11	MED	URETHRAL STRICTURE AGE 0-17	0.3212	1.6	1.6
331	11	MED	OTHER KIDNEY & URINARY TRACT DIAGNOSES AGE >17 W CC	1.0595	4.1	5.6
332	11	MED	OTHER KIDNEY & URINARY TRACT DIAGNOSES AGE >17 W/O CC	0.6032	2.4	3.2

DRG	MDC	TYPE	DRG TITLE	RELATIVE WEIGHTS	GEOMETRIC MEAN LOS	ARITHMETIC MEAN LOS
333	11	MED	OTHER KIDNEY & URINARY TRACT DIAGNOSES AGE 0-17	0.9336	3.7	5.3
334	12	SURG	MAJOR MALE PELVIC PROCEDURES W CC	1.4275	3.7	4.5
335	12	SURG	MAJOR MALE PELVIC PROCEDURES W/O CC	1.0871	2.6	2.9
336	12	SURG	TRANSURETHRAL PROSTATECTOMY W CC	0.8542	2.5	3.3
337	12	SURG	TRANSURETHRAL PROSTATECTOMY W/O CC	0.5821	1.7	2.0
338	12	SURG	TESTES PROCEDURES, FOR MALIGNANCY	1.2137	3.4	5.7
339	12	SURG	TESTES PROCEDURES, NON-MALIGNANCY AGE >17	1.2121	3.2	5.3
340	12	SURG	TESTES PROCEDURES, NON-MALIGNANCY AGE 0-17	0.2855	2.4	2.4
341	12	SURG	PENIS PROCEDURES	1.2688	1.9	2.9
342	12	SURG	CIRCUMCISION AGE >17	0.7945	2.4	3.2
343	12	SURG	CIRCUMCISION AGE 0-17	0.1552	1.7	1.7
344	12	SURG	OTHER MALE REPRODUCTIVE SYSTEM O.R. PROCEDURES FOR MALIGNANCY	1.2980	1.6	2.5
345	12	SURG	OTHER MALE REPRODUCTIVE SYSTEM O.R. PROC EXCEPT FOR MALIGNANCY	1.1932	3.1	4.9
346	12	MED	MALIGNANCY, MALE REPRODUCTIVE SYSTEM, W CC	1.0888	4.5	6.0
347	12	MED	MALIGNANCY, MALE REPRODUCTIVE SYSTEM, W/O CC	0.5268	2.0	2.7
348	12	MED	BENIGN PROSTATIC HYPERTROPHY W CC	0.7290	3.2	4.1
349	12	MED	BENIGN PROSTATIC HYPERTROPHY W/O CC	0.4479	2.0	2.5
350	12	MED	INFLAMMATION OF THE MALE REPRODUCTIVE SYSTEM	0.7478	3.6	4.5
351	12	MED	STERILIZATION, MALE	0.2381	1.3	1.3
352	12	MED	OTHER MALE REPRODUCTIVE SYSTEM DIAGNOSES	0.7615	3.0	4.1
353	13	SURG	PELVIC EVISCERATION, RADICAL HYSTERECTOMY & RADICAL VULVECTOMY	1.8936	4.8	6.4
354	13	SURG	UTERINE, ADNEXA PROC FOR NON-OVARIAN/ADNEXAL MALIGNANCY W CC	1.5316	4.7	5.8
355	13	SURG	UTERINE, ADNEXA PROC FOR NON-OVARIAN/ADNEXAL MALIGNANCY W/O CC	0.8959	2.9	3.1
356	13	SURG	FEMALE REPRODUCTIVE SYSTEM RECONSTRUCTIVE PROCEDURES	0.7411	1.7	2.0
357	13	SURG	UTERINE & ADNEXA PROC FOR OVARIAN OR ADNEXAL MALIGNANCY	2.2302	6.6	8.3
358	13	SURG	UTERINE & ADNEXA PROC FOR NON-MALIGNANCY W CC	1.1696	3.3	4.1
359	13	SURG	UTERINE & ADNEXA PROC FOR NON-MALIGNANCY W/O CC	0.8029	2.3	2.5
360	13	SURG	VAGINA, CERVIX & VULVA PROCEDURES	0.8674	2.1	2.7

DRG	MDC	TYPE	DRG TITLE	RELATIVE WEIGHTS	GEOMETRIC MEAN LOS	ARITHMETIC MEAN LOS
361	13	SURGLAPAROSCOPY & INCISIONAL TUBAL INTERRUPTION		1.1250	2.3	3.6
362	13	SURGENDOSCOPIC TUBAL INTERRUPTION		0.3043	1.4	1.4
363	13	SURGD&C, CONIZATION & RADIO-IMPLANT, FOR MALIGNANCY		0.9725	2.7	3.8
364	13	SURGD&C, CONIZATION EXCEPT FOR MALIGNANCY		0.9850	3.1	4.4
365	13	SURGOTHER FEMALE REPRODUCTIVE SYSTEM O.R. PROCEDURES		2.0636	5.2	7.9
366	13	MEDMALIGNANCY, FEMALE REPRODUCTIVE SYSTEM W/ CC		1.2628	4.9	6.7
367	13	MEDMALIGNANCY, FEMALE REPRODUCTIVE SYSTEM W/O CC		0.5495	2.3	3.2
368	13	MEDINFECTIONS, FEMALE REPRODUCTIVE SYSTEM		1.1972	5.2	6.8
369	13	MEDMENSTRUAL & OTHER FEMALE REPRODUCTIVE SYSTEM DISORDERS		0.6213	2.4	3.3
370	14	SURGCESAREAN SECTION W/ CC		0.8981	4.2	5.4
371	14	SURGCESAREAN SECTION W/O CC		0.6221	3.2	3.5
372	14	MEDVAGINAL DELIVERY W/ COMPLICATING DIAGNOSES		0.5460	2.7	3.5
373	14	MEDVAGINAL DELIVERY W/O COMPLICATING DIAGNOSES		0.3601	2.0	2.2
374	14	SURGVAGINAL DELIVERY W/ STERILIZATION &/OR D&C		0.6642	2.7	3.3
375	14	SURGVAGINAL DELIVERY W/ O.R. PROC EXCEPT STERIL &/OR D&C		0.5810	4.4	4.4
376	14	MEDPOSTPARTUM & POST ABORTION DIAGNOSES W/O O.R. PROCEDURE		0.5400	2.6	3.6
377	14	SURGPARTUM & POST ABORTION DIAGNOSES W/ O.R. PROCEDURE		1.1199	3.2	4.8
378	14	MEDECTOPIC PREGNANCY		0.7809	1.9	2.2
379	14	MEDTHREATENED ABORTION		0.3757	2.0	3.0
380	14	MEDABORTION W/O D&C		0.3539	1.5	1.9
381	14	SURGABORTION W/ D&C, ASPIRATION CURETTAGE OR HYSTEROTOMY		0.6633	1.5	2.1
382	14	MEDFALSE LABOR		0.2345	1.5	2.0
383	14	MEDOTHER ANTEPARTUM DIAGNOSES W/ MEDICAL COMPLICATIONS		0.5070	2.7	3.8
384	14	MEDOTHER ANTEPARTUM DIAGNOSES W/O MEDICAL COMPLICATIONS		0.2913	1.6	2.0
385	15	MEDNEONATES, DIED OR TRANSFERRED TO ANOTHER ACUTE CARE FACILITY		1.3865	1.8	1.8
386	15	MEDEXTREME IMMATURETY OR RESPIRATORY DISTRESS SYNDROME, NEONATE		4.5721	17.9	17.9
387	15	MEDPREMATURITY W/ MAJOR PROBLEMS		3.1226	13.3	13.3
388	15	MEDPREMATURITY W/O MAJOR PROBLEMS		1.8841	8.6	8.6

DRG	MDC	TYPE	DRG TITLE	RELATIVE WEIGHTS	GEOMETRIC MEAN LOS	ARITHMETIC MEAN LOS
389	15	MED	FULL TERM NEONATE W MAJOR PROBLEMS	3.2076	4.7	4.7
390	15	MED	NEONATE W OTHER SIGNIFICANT PROBLEMS	1.1352	3.4	3.4
391	15	MED	NORMAL NEWBORN	0.1537	3.1	3.1
392	16	SURG	SPLENECTOMY AGE >17	3.2387	6.7	9.4
393	16	SURG	SPLENECTOMY AGE 0-17	1.3581	9.1	9.1
394	16	SURG	OTHER O.R. PROCEDURES OF THE BLOOD AND BLOOD FORMING ORGANS	1.8868	4.4	7.2
395	16	MED	RED BLOOD CELL DISORDERS AGE >17	0.8399	3.2	4.4
396	16	MED	RED BLOOD CELL DISORDERS AGE 0-17	2.5293	5.3	10.9
397	16	MED	COAGULATION DISORDERS	1.2284	3.7	5.1
398	16	MED	RETICULOENDOTHELIAL & IMMUNITY DISORDERS W CC	1.2347	4.6	5.9
399	16	MED	RETICULOENDOTHELIAL & IMMUNITY DISORDERS W/O CC	0.6583	2.6	3.3
400	17	SURG	NO LONGER VALID	0.0000	0.0	0.0
401	17	SURG	LYMPHOMA & NON-ACUTE LEUKEMIA W OTHER O.R. PROC W CC	2.9598	8.0	11.5
402	17	SURG	LYMPHOMA & NON-ACUTE LEUKEMIA W OTHER O.R. PROC W/O CC	1.1533	2.8	4.1
403	17	MED	LYMPHOMA & NON-ACUTE LEUKEMIA W CC	1.8172	5.7	8.0
404	17	MED	LYMPHOMA & NON-ACUTE LEUKEMIA W/O CC	0.8923	3.0	4.1
405	17	MED	ACUTE LEUKEMIA W/O MAJOR O.R. PROCEDURE AGE 0-17	1.9255	4.9	4.9
406	17	SURG	MYELOPROLIF DISORD OR POORLY DIFF NEOPL W MAJ O.R. PROC W CC	2.7644	6.8	9.7
407	17	SURG	MYELOPROLIF DISORD OR POORLY DIFF NEOPL W MAJ O.R. PROC W/O CC	1.2158	3.3	4.0
408	17	SURG	MYELOPROLIF DISORD OR POORLY DIFF NEOPL W OTHER O.R. PROC	2.1980	4.9	8.3
409	17	MED	RADIOTHERAPY	1.3093	4.4	6.0
410	17	MED	CHEMOTHERAPY W/O ACUTE LEUKEMIA AS SECONDARY DIAGNOSIS	1.1163	3.1	4.0
411	17	MED	HISTORY OF MALIGNANCY W/O ENDOSCOPY	0.3951	4.7	4.7
412	17	MED	HISTORY OF MALIGNANCY W ENDOSCOPY	0.6424	1.2	1.6
413	17	MED	OTHER MYELOPROLIF DIS OR POORLY DIFF NEOPL DIAG W CC	1.3974	5.4	7.3
414	17	MED	OTHER MYELOPROLIF DIS OR POORLY DIFF NEOPL DIAG W/O CC	0.6494	2.9	3.8
415	18	SURG	O.R. PROCEDURE FOR INFECTIOUS & PARASITIC DISEASES	3.6291	10.2	14.1
416	18	MED	SEPTICEMIA AGE >17	1.5982	5.5	7.4



DRG	MDC	TYPE	DRG TITLE	RELATIVE WEIGHTS	GEOMETRIC MEAN LOS	ARITHMETIC MEAN LOS
417	18	MED	SEPTICEMIA AGE 0-17	1.4132	3.8	5.4
418	18	MED	POSTOPERATIVE & POST-TRAUMATIC INFECTIONS	1.0726	4.8	6.2
419	18	MED	FEVER OF UNKNOWN ORIGIN AGE >17 W CC	0.8898	3.6	4.6
420	18	MED	FEVER OF UNKNOWN ORIGIN AGE >17 W/O CC	0.6021	2.7	3.3
421	18	MED	VIRAL ILLNESS AGE >17	0.8107	3.2	4.2
422	18	MED	VIRAL ILLNESS & FEVER OF UNKNOWN ORIGIN AGE 0-17	0.5944	2.6	3.3
423	18	MED	OTHER INFECTIOUS & PARASITIC DISEASES DIAGNOSES	1.7834	5.8	8.1
424	19	SURGO.	PROCEDURE W PRINCIPAL DIAGNOSES OF MENTAL ILLNESS	2.4327	7.6	13.0
425	19	MED	ACUTE ADJUSTMENT REACTION & PSYCHOSOCIAL DYSFUNCTION	0.6839	2.8	3.8
426	19	MED	DEPRESSIVE NEUROSES	0.4845	3.1	4.2
427	19	MED	NEUROSES EXCEPT DEPRESSIVE	0.5124	3.2	4.7
428	19	MED	DISORDERS OF PERSONALITY & IMPULSE CONTROL	0.7762	4.8	7.5
429	19	MED	ORGANIC DISTURBANCES & MENTAL RETARDATION	0.8248	4.4	5.9
430	19	MED	PSYCHOSES	0.6608	5.6	7.8
431	19	MED	CHILDHOOD MENTAL DISORDERS	0.4825	3.9	5.6
432	19	MED	OTHER MENTAL DISORDER DIAGNOSES	0.6486	3.1	4.5
433	20	MED	ALCOHOL/DRUG ABUSE OR DEPENDENCE, LEFT AMA	0.2836	2.2	2.9
434	20	MED	NO LONGER VALID	0.0000	0.0	0.0
435	20	MED	NO LONGER VALID	0.0000	0.0	0.0
436	20	MED	NO LONGER VALID	0.0000	0.0	0.0
437	20	MED	NO LONGER VALID	0.0000	0.0	0.0
438	20		NO LONGER VALID	0.0000	0.0	0.0
439	21	SURGS	SKIN GRAFTS FOR INJURIES	1.8778	5.2	8.6
440	21	SURGW	OUND DEBRIDEMENTS FOR INJURIES	1.8415	5.7	8.8
441	21	SURGH	AND PROCEDURES FOR INJURIES	0.8694	2.1	3.1
442	21	SURGO	OTHER O.R. PROCEDURES FOR INJURIES W CC	2.4839	5.8	8.8
443	21	SURGO	OTHER O.R. PROCEDURES FOR INJURIES W/O CC	1.0074	2.6	3.4
444	21	MED	TRAUMATIC INJURY AGE >17 W CC	0.7705	3.1	4.1

DRG	MDC	TYPE	DRG TITLE	RELATIVE WEIGHTS	GEOMETRIC MEAN LOS	ARITHMETIC MEAN LOS
445	21	MED	TRAUMATIC INJURY AGE >17 W/O CC	0.5121	2.2	2.8
446	21	MED	TRAUMATIC INJURY AGE 0-17	0.2985	2.4	2.4
447	21	MED	ALLERGIC REACTIONS AGE >17	0.5431	1.9	2.6
448	21	MED	ALLERGIC REACTIONS AGE 0-17	0.0982	2.9	2.9
449	21	MED	POISONING & TOXIC EFFECTS OF DRUGS AGE >17 W CC	0.8515	2.6	3.7
450	21	MED	POISONING & TOXIC EFFECTS OF DRUGS AGE >17 W/O CC	0.4314	1.6	2.0
451	21	MED	POISONING & TOXIC EFFECTS OF DRUGS AGE 0-17	0.2650	2.1	2.1
452	21	MED	COMPLICATIONS OF TREATMENT W CC	1.0418	3.5	5.0
453	21	MED	COMPLICATIONS OF TREATMENT W/O CC	0.5226	2.2	2.8
454	21	MED	OTHER INJURY, POISONING & TOXIC EFFECT DIAG W CC	0.8494	3.0	4.3
455	21	MED	OTHER INJURY, POISONING & TOXIC EFFECT DIAG W/O CC	0.4804	1.8	2.4
456	22		NO LONGER VALID	0.0000	0.0	0.0
457	22	MED	NO LONGER VALID	0.0000	0.0	0.0
458	22	SURG	NO LONGER VALID	0.0000	0.0	0.0
459	22	SURG	NO LONGER VALID	0.0000	0.0	0.0
460	22	MED	NO LONGER VALID	0.0000	0.0	0.0
461	23	SURG	O.R. PROC W DIAGNOSES OF OTHER CONTACT W HEALTH SERVICES	1.2114	2.2	3.6
462	23	MED	REHABILITATION	0.8865	8.9	11.0
463	23	MED	SIGNS & SYMPTOMS W CC	0.7073	3.1	4.0
464	23	MED	SIGNS & SYMPTOMS W/O CC	0.5123	2.4	3.0
465	23	MED	AFTERCARE W HISTORY OF MALIGNANCY AS SECONDARY DIAGNOSIS	0.5976	2.0	2.9
466	23	MED	AFTERCARE W/O HISTORY OF MALIGNANCY AS SECONDARY DIAGNOSIS	0.6416	2.4	4.1
467	23	MED	OTHER FACTORS INFLUENCING HEALTH STATUS	0.5604	2.0	3.2
468			EXTENSIVE O.R. PROCEDURE UNRELATED TO PRINCIPAL DIAGNOSIS	3.9472	9.6	13.2
469			*PRINCIPAL DIAGNOSIS INVALID AS DISCHARGE DIAGNOSIS	0.0000	0.0	0.0
470			*UNGROUPABLE	0.0000	0.0	0.0
471	08	SURG	BILATERAL OR MULTIPLE MAJOR JOINT PROCS OF LOWER EXTREMITY	3.0523	4.6	5.3
472	22	SURG	NO LONGER VALID	0.0000	0.0	0.0

DRG	MDC	TYPE	DRG TITLE	RELATIVE WEIGHTS	GEOMETRIC MEAN LOS	ARITHMETIC MEAN LOS
473	17	MED	ACUTE LEUKEMIA W/O MAJOR O.R. PROCEDURE AGE >17	3.5386	7.6	13.1
474	04	SUR	NO LONGER VALID	0.0000	0.0	0.0
475	04	MED	RESPIRATORY SYSTEM DIAGNOSIS WITH VENTILATOR SUPPORT	3.6166	8.0	11.3
476		SUR	PROSTATIC O.R. PROCEDURE UNRELATED TO PRINCIPAL DIAGNOSIS	2.2487	7.8	10.8
477		SUR	NON-EXTENSIVE O.R. PROCEDURE UNRELATED TO PRINCIPAL DIAGNOSIS	2.0181	5.6	8.4
478	05	SUR	OTHER VASCULAR PROCEDURES W CC	2.3989	4.8	7.3
479	05	SUR	OTHER VASCULAR PROCEDURES W/O CC	1.4402	2.3	3.0
480	PRE	SUR	LIVER TRANSPLANT AND/OR INTESTINAL TRANSPLANT	9.8696	13.2	18.9
481	PRE	SUR	BONE MARROW TRANSPLANT	6.4851	19.1	22.5
482	PRE	SUR	TRACHEOSTOMY FOR FACE, MOUTH & NECK DIAGNOSES	3.1977	9.3	11.8
483	PRE	SUR	NO LONGER VALID	0.0000	0.0	0.0
484	24	SUR	CRANIOTOMY FOR MULTIPLE SIGNIFICANT TRAUMA	5.0869	8.8	12.9
485	24	SUR	LIMB REATTACHMENT, HIP AND FEMUR PROC FOR MULTIPLE SIGNIFICANT TRA	3.1808	7.9	9.8
486	24	SUR	OTHER O.R. PROCEDURES FOR MULTIPLE SIGNIFICANT TRAUMA	4.7311	8.7	12.7
487	24	MED	OTHER MULTIPLE SIGNIFICANT TRAUMA	1.9715	5.3	7.4
488	25	SUR	HIV W EXTENSIVE O.R. PROCEDURE	4.8891	11.9	17.0
489	25	MED	HIV W MAJOR RELATED CONDITION	1.7764	5.9	8.3
490	25	MED	HIV W OR W/O OTHER RELATED CONDITION	1.0543	3.8	5.3
491	08	SUR	MAJOR JOINT & LIMB REATTACHMENT PROCEDURES OF UPPER EXTREMITY	1.7028	2.7	3.3
492	17	MED	CHEMOTHERAPY W ACUTE LEUKEMIA OR W USE OF HI DOSE CHEMOAGENT	3.8509	9.4	15.0
493	07	SUR	LAPAROSCOPIC CHOLECYSTECTOMY W/O C.D.E. W CC	1.8368	4.5	6.1
494	07	SUR	LAPAROSCOPIC CHOLECYSTECTOMY W/O C.D.E. W/O CC	1.0218	2.1	2.7
495	PRE	SUR	LUNG TRANSPLANT	8.8440	13.9	16.9
496	08	SUR	COMBINED ANTERIOR/POSTERIOR SPINAL FUSION	5.8072	6.6	8.9
497	08	SUR	SPINAL FUSION EXCEPT CERVICAL W CC	3.5251	5.2	6.3
498	08	SUR	SPINAL FUSION EXCEPT CERVICAL W/O CC	2.6527	3.6	3.9
499	08	SUR	BACK & NECK PROCEDURES EXCEPT SPINAL FUSION W CC	1.4409	3.2	4.4
500	08	SUR	BACK & NECK PROCEDURES EXCEPT SPINAL FUSION W/O CC	0.9436	1.9	2.3

DRG	MDC	TYPE	DRG TITLE	RELATIVE WEIGHTS	GEOMETRIC MEAN LOS	ARITHMETIC MEAN LOS
501	08	SURGN	KNEE PROCEDURES W PDX OF INFECTION W/O CC	2.4285	8.0	10.1
502	08	SURGN	KNEE PROCEDURES W PDX OF INFECTION W/O CC	1.4275	5.1	6.0
503	08	SURGN	KNEE PROCEDURES W/O PDX OF INFECTION	1.2167	2.9	3.8
504	22	SURGX	EXTEN. BURNS OR FULL THICKNESS BURN W/MV 96+HRS W/SKIN GFT	13.0063	23.1	29.3
505	22	MEDFX	EXTEN. BURNS OR FULL THICKNESS BURN W/MV 96+HRS W/O SKIN GFT	1.8727	2.3	4.4
506	22	SURGX	FULL THICKNESS BURN W SKIN GRAFT OR INHAL INJ W CC OR SIG TRAUMA	4.0604	11.6	16.2
507	22	SURGX	FULL THICKNESS BURN W SKIN GRFT OR INHAL INJ W/O CC OR SIG TRAUMA	1.8618	6.6	9.1
508	22	MEDFX	FULL THICKNESS BURN W/O SKIN GFT OR INHAL INJ W CC OR SIG TRAUMA	1.3358	5.1	7.3
509	22	MEDFX	FULL THICKNESS BURN W/O SKIN GRFT OR INH INJ W/O CC OR SIG TRAUMA	0.8859	3.4	4.7
510	22	MEDN	NON-EXTENSIVE BURNS W CC OR SIGNIFICANT TRAUMA	1.2739	4.5	6.8
511	22	MEDN	NON-EXTENSIVE BURNS W/O CC OR SIGNIFICANT TRAUMA	0.7058	2.9	4.1
512	PRE	SURGS	SIMULTANEOUS PANCREAS/KIDNEY TRANSPLANT	6.0202	11.4	13.9
513	PRE	SURGP	PANCREAS TRANSPLANT	6.3212	8.9	10.0
514	05	SURGN	NO LONGER VALID	0.0000	0.0	0.0
515	05	SURGC	CARDIAC DEFIBRILLATOR IMPLANT W/O CARDIAC CATH	5.4339	2.7	4.7
516	05	SURGP	PERCUTANEOUS CARDIOVASC PROC W AMI	2.6457	3.7	4.6
517	05	SURGP	PERC CARDIO PROC W NON-DRUG ELUTING STENT W/O AMI	2.1106	1.8	2.5
518	05	SURGP	PERC CARDIO PROC W/O CORONARY ARTERY STENT OR AMI	1.7509	2.3	3.5
519	08	SURGC	CERVICAL SPINAL FUSION W CC	2.4146	3.1	4.9
520	08	SURGC	CERVICAL SPINAL FUSION W/O CC	1.6300	1.6	2.1
521	20	MEDAL	ALCOHOL/DRUG ABUSE OR DEPENDENCE W CC	0.6988	4.2	5.6
522	20	MEDAL	C/DRUG ABUSE OR DEPEND W REHABILITATION THERAPY W/O CC	0.4947	7.6	9.5
523	20	MEDAL	C/DRUG ABUSE OR DEPEND W/O REHABILITATION THERAPY W/O CC	0.3885	3.2	3.9
524	01	MEDTR	ANSIENT ISCHEMIA	0.7414	2.6	3.3
525	05	SURGO	OTHER HEART ASSIST SYSTEM IMPLANT	11.3749	8.2	15.8
526	05	SURGP	PERCUTANEOUS CARDIOVASCULAR PROC W DRUG ELUTING STENT W AMI	2.9741	3.3	4.3
527	05	SURGP	PERCUTANEOUS CARDIOVASCULAR PROC W DRUG ELUTING STENT W/O AMI	2.3282	1.6	2.1
528	01	SURGI	INTRACRANIAL VASCULAR PROC W PDX HEMORRHAGE	6.8481	13.8	17.0

DRG	MDC	TYPE	DRG TITLE	RELATIVE WEIGHTS	GEOMETRIC MEAN LOS	ARITHMETIC MEAN LOS
529	01	SURG	VENTRICULAR SHUNT PROCEDURES W CC	2.2165	5.2	8.2
530	01	SURG	VENTRICULAR SHUNT PROCEDURES W/O CC	1.1945	2.5	3.3
531	01	SURG	SPINAL PROCEDURES W CC	3.0980	6.5	9.7
532	01	SURG	SPINAL PROCEDURES W/O CC	1.4676	2.9	3.9
533	01	SURG	EXTRACRANIAL PROCEDURES W CC	1.6498	2.6	4.0
534	01	SURG	EXTRACRANIAL PROCEDURES W/O CC	1.0515	1.6	1.9
535	05	SURG	CARDIAC DEFIB IMPLANT W CARDIAC CATH W AMI/HF/SHOCK	7.6973	6.2	9.2
536	05	SURG	CARDIAC DEFIB IMPLANT W CARDIAC CATH W/O AMI/HF/SHOCK	6.2417	3.5	5.4
537	08	SURG	LOCAL EXCIS & REMOV OF INT FIX DEV EXCEPT HIP & FEMUR W CC	1.7961	4.7	6.9
538	08	SURG	LOCAL EXCIS & REMOV OF INT FIX DEV EXCEPT HIP & FEMUR W/O CC	0.9940	2.1	2.9
539	17	SURG	LYMPHOMA & LEUKEMIA W MAJOR OR PROCEDURE W CC	3.3809	7.4	11.4
540	17	SURG	LYMPHOMA & LEUKEMIA W MAJOR OR PROCEDURE W/O CC	1.2884	2.9	4.0
541	17	SURG	TRACH W MV 96+HRS OR PDX EXC FACE, MOUTH, & NECK DX W/MAJ OR	20.0414	38.7	45.9
542	17	SURG	TRACH W MV 96+HRS OR PDX EXC FACE, MOUTH, & NECK DX W/O MJ OR	12.0286	27.5	34.0
543	01	SURG	CRANIOTOMY W/IMPLANT OF CHEMO AGENT OR ACUTE COMPLEX CNS PDX	4.4579	8.7	12.4

Table 6A - New Diagnosis Codes

Diagnosis Code	Description	CC	MDC	DRG
066.40	West Nile Fever, unspecified	N	18	421, 422
066.41	West Nile Fever with encephalitis	N	18	421, 422
066.42	West Nile Fever with other neurologic manifestation	N	18	421, 422
066.49	West Nile Fever with other complications	N	18	421, 422
070.70	Unspecified viral hepatitis C without hepatic coma	Y	7	205, 206

Diagnosis Code	Description	CC	MDC	DRG
070.71	Unspecified viral hepatitis C with hepatic coma	Y	7	205, 206
252.00	Hyperparathyroidism, unspecified	N	10	300, 301
252.01	Primary hyperparathyroidism	N	10	300, 301
252.02	Secondary hyperparathyroidism, non-renal	N	10	300, 301
252.08	Other hyperparathyroidism	N	10	300, 301
273.4	Alpha-1-antitrypsin deficiency	N	10	299
277.85	Disorders of fatty acid oxidation	N	10	299
277.86	Peroxisomal disorders	N	10	299
277.87	Disorders of mitochondrial metabolism	N	10	299
347.00	Narcolepsy, without cataplexy	N	1	34, 35
347.01	Narcolepsy, with cataplexy	N	1	34, 35
347.10	Narcolepsy in conditions classified elsewhere, without cataplexy	N	1	34, 35
347.11	Narcolepsy in conditions classified elsewhere, with cataplexy	N	1	34, 35
380.03	Chondritis of pinna	N	8	256
453.40	Venous embolism and thrombosis of unspecified deep vessels of lower extremity	Y	5	130, 131
453.41	Venous embolism and thrombosis of deep vessels of proximal lower extremity	Y	5	130, 131
453.42	Venous embolism and thrombosis of deep vessels of distal lower extremity	Y	5	130, 131
477.2	Allergic rhinitis, due to animal (cat) (dog) hair and dander	N	3	68, 69, 70
491.22	Obstructive chronic bronchitis with acute bronchitis	Y	4	88
521.06	Dental caries pit and fissure	N	PRE3	482 185, 186, 187

Diagnosis Code	Description	CC	MDC	DRG
521.07	Dental caries of smooth surface	N	PRE 3	482 185, 186, 187
521.08	Dental caries of root surface	N	PRE 3	482 185, 186, 187
521.10	Excessive attrition, unspecified	N	PRE 3	482 185, 186, 187
521.11	Excessive attrition, limited to enamel	N	PRE 3	482 185, 186, 187
521.12	Excessive attrition, extending into dentine	N	PRE 3	482 185, 186, 187
521.13	Excessive attrition, extending into pulp	N	PRE 3	482 185, 186, 187
521.14	Excessive attrition, localized	N	PRE 3	482 185, 186, 187
521.15	Excessive attrition, generalized	N	PRE 3	482 185, 186, 187
521.20	Abrasion, unspecified	N	PRE 3	482 185, 186, 187
521.21	Abrasion, limited to enamel	N	PRE 3	482 185, 186, 187
521.22	Abrasion, extending into dentine	N	PRE 3	482 185, 186, 187

Diagnosis Code	Description	CC	MDC	DRG
521.23	Abrasion, extending into pulp	N	PRE 3	482 185, 186, 187
521.24	Abrasion, localized	N	PRE 3	482 185, 186, 187
521.25	Abrasion, generalized	N	PRE 3	482 185, 186, 187
521.30	Erosion, unspecified	N	PRE 3	482 185, 186, 187
521.31	Erosion, limited to enamel	N	PRE 3	482 185, 186, 187
521.32	Erosion, extending into dentine	N	PRE 3	482 185, 186, 187
521.33	Erosion, extending into pulp	N	PRE 3	482 185, 186, 187
521.34	Erosion, localized	N	PRE 3	482 185, 186, 187
521.35	Erosion, generalized	N	PRE 3	482 185, 186, 187
521.40	Pathological resorption, unspecified	N	PRE 3	482 185, 186, 187
521.41	Pathological resorption, internal	N	PRE 3	482 185, 186, 187



Diagnosis Code	Description	CC	MDC	DRG
521.42	Pathological resorption, external	N	PRE 3	482 185, 186, 187
521.49	Other pathological resorption	N	PRE 3	482 185, 186, 187
523.20	Gingival recession, unspecified	N	PRE 3	482 185, 186, 187
523.21	Gingival recession, minimal	N	PRE 3	482 185, 186, 187
523.22	Gingival recession, moderate	N	PRE 3	482 185, 186, 187
523.23	Gingival recession, severe	N	PRE 3	482 185, 186, 187
523.24	Gingival recession, localized	N	PRE 3	482 185, 186, 187
523.25	Gingival recession, generalized	N	PRE 3	482 185, 186, 187
524.07	Excessive tuberosity of jaw	N	PRE 3	482 185, 186, 187
524.20	Unspecified anomaly of dental arch relationship	N	PRE 3	482 185, 186, 187
524.21	Angle's class I	N	PRE 3	482 185, 186, 187

Diagnosis Code	Description	CC	MDC	DRG
524.22	Angle's class II	N	PRE 3	482 185, 186, 187
524.23	Angle's class III	N	PRE 3	482 185, 186, 187
524.24	Open anterior occlusal relationship	N	PRE 3	482 185, 186, 187
524.25	Open posterior occlusal relationship	N	PRE 3	482 185, 186, 187
524.26	Excessive horizontal overlap	N	PRE 3	482 185, 186, 187
524.27	Reverse articulation	N	PRE 3	482 185, 186, 187
524.28	Anomalies of interarch distance	N	PRE 3	482 185, 186, 187
524.29	Other anomalies of dental arch relationship	N	PRE 3	482 185, 186, 187
524.30	Unspecified anomaly of tooth position	N	PRE 3	482 185, 186, 187
524.31	Crowding of teeth	N	PRE 3	482 185, 186, 187
524.32	Excessive spacing of teeth	N	PRE 3	482 185, 186, 187

Diagnosis Code	Description	CC	MDC	DRG
524.33	Horizontal displacement of teeth	N	PRE 3	482 185, 186, 187
524.34	Vertical displacement of teeth	N	PRE 3	482 185, 186, 187
524.35	Rotation of teeth	N	PRE 3	482 185, 186, 187
524.36	Insufficient interocclusal distance of teeth (ridge)	N	PRE 3	482 185, 186, 187
524.37	Excessive interocclusal distance of teeth	N	PRE 3	482 185, 186, 187
524.39	Other anomalies of tooth position	N	PRE 3	482 185, 186, 187
524.50	Dentofacial functional abnormality, unspecified	N	PRE 3	482 185, 186, 187
524.51	Abnormal jaw closure	N	PRE 3	482 185, 186, 187
524.52	Limited mandibular range of motion	N	PRE 3	482 185, 186, 187
524.53	Deviation in opening and closing of the mandible	N	PRE 3	482 185, 186, 187
524.54	Insufficient anterior guidance	N	PRE 3	482 185, 186, 187

Diagnosis Code	Description	CC	MDC	DRG
524.55	Centric occlusion maximum intercuspation discrepancy	N	PRE 3	482 185, 186, 187
524.56	Non-working side interference	N	PRE 3	482 185, 186, 187
524.57	Lack of posterior occlusal support	N	PRE 3	482 185, 186, 187
524.59	Other dentofacial functional abnormalities	N	PRE 3	482 185, 186, 187
524.64	Temporomandibular joint sounds on opening and/or closing the jaw	N	PRE 3	482 185, 186, 187
524.75	Vertical displacement of alveolus and teeth	N	PRE 3	482 185, 186, 187
524.76	Occlusal plane deviation	N	PRE 3	482 185, 186, 187
524.81	Anterior soft tissue impingement	N	PRE 3	482 185, 186, 187
524.82	Posterior soft tissue impingement	N	PRE 3	482 185, 186, 187
524.89	Other specified dentofacial anomalies	N	PRE 3	482 185, 186, 187
525.20	Unspecified atrophy of edentulous alveolar ridge	N	PRE 3	482 185, 186, 187

Diagnosis Code	Description	CC	MDC	DRG
525.21	Minimal atrophy of the mandible	N	PRE 3	482 185, 186, 187
525.22	Moderate atrophy of the mandible	N	PRE 3	482 185, 186, 187
525.23	Severe atrophy of the mandible	N	PRE 3	482 185, 186, 187
525.24	Minimal atrophy of the maxilla	N	PRE 3	482 185, 186, 187
525.25	Moderate atrophy of the maxilla	N	PRE 3	482 185, 186, 187
525.26	Severe atrophy of the maxilla	N	PRE 3	482 185, 186, 187
528.71	Minimal keratinized residual ridge mucosa	N	PRE 3	482 185, 186, 187
528.72	Excessive keratinized residual ridge mucosa	N	PRE 3	482 185, 186, 187
528.79	Other disturbances of oral epithelium, including tongue	N	PRE 3	482 185, 186, 187
530.86	Infection of esophagostomy	Y	6	188, 189, 190
530.87	Mechanical complication of esophagostomy	Y	6	188, 189, 190
588.81	Secondary hyperparathyroidism (of renal origin)	N	11	331, 332, 333
588.89	Other specified disorders resulting from impaired renal function	N	11	331, 332, 333
618.00	Unspecified prolapse of vaginal walls	N	13	358, 359, 369

Diagnosis Code	Description	CC	MDC	DRG
618.01	Cystocele, midline	N	13	358, 359, 369
618.02	Cystocele, lateral	N	13	358, 359, 369
618.03	Urethrocele	N	13	358, 359, 369
618.04	Rectocele	N	13	358, 359, 369
618.05	Perineocele	N	13	358, 359, 369
618.09	Other prolapse of vaginal walls without mention of uterine prolapse	N	13	358, 359, 369
618.81	Incompetence or weakening of pubocervical tissue	N	13	358, 359, 369
618.82	Incompetence or weakening of rectovaginal tissue	N	13	358, 359, 369
618.83	Pelvic muscle wasting	N	13	358, 359, 369
618.89	Other specified genital prolapse	N	13	358, 359, 369
621.30	Endometrial hyperplasia, unspecified	N	13	358, 359, 369
621.31	Simple endometrial hyperplasia without atypia	N	13	358, 359, 369
621.32	Complex endometrial hyperplasia without atypia	N	13	358, 359, 369
621.33	Endometrial hyperplasia with atypia	N	13	358, 359, 369
622.10	Dysplasia of cervix, unspecified	N	13	358, 359, 369
622.11	Mild dysplasia of cervix	N	13	358, 359, 369
622.12	Moderate dysplasia of cervix	N	13	358, 359, 369
629.20	Female genital mutilation status, unspecified	N	13	358, 359, 369
629.21	Female genital mutilation Type I status	N	13	358, 359, 369
629.22	Female genital mutilation Type II status	N	13	358, 359, 369
629.23	Female genital mutilation Type III status	N	13	358, 359, 369
692.84	Contact dermatitis and other eczema due to animal (cat) (dog) dander	N	9	283, 284

Diagnosis Code	Description	CC	MDC	DRG
705.21	Primary focal hyperhidrosis	N	9	283, 284
705.22	Secondary focal hyperhidrosis	N	9	283, 284
707.00	Decubitus ulcer, unspecified site	Y	5 9	121 <sup>1</sup> 263, 264, 271
707.01	Decubitus ulcer, elbow	Y	5 9	121 <sup>1</sup> 263, 264, 271
707.02	Decubitus ulcer, upper back	Y	5 9	121 <sup>1</sup> 263, 264, 271
707.03	Decubitus ulcer, lower back	Y	5 9	121 <sup>1</sup> 263, 264, 271
707.04	Decubitus ulcer, hip	Y	5 9	121 <sup>1</sup> 263, 264, 271
707.05	Decubitus ulcer, buttock	Y	5 9	121 <sup>1</sup> 263, 264, 271
707.06	Decubitus ulcer, ankle	Y	5 9	121 <sup>1</sup> 263, 264, 271
707.07	Decubitus ulcer, heel	Y	5 9	121 <sup>1</sup> 263, 264, 271
707.09	Decubitus ulcer, other site	Y	5 9	121 <sup>1</sup> 263, 264, 271
758.31	Cri-du-chat syndrome	N	19	429
758.32	Velo-cardio-facial syndrome	N	19	429
758.33	Other microdeletions	N	19	429

Diagnosis Code	Description	CC	MDC	DRG
758.39	Other autosomal deletions	N	19	429
780.58	Sleep related movement disorder	N	19	432
788.38	Overflow incontinence	N	11	325, 326, 327
790.95	Elevated C-reactive protein (CRP)	N	23	463, 464
795.03	Papanicolaou smear of cervix with low grade squamous intraepithelial lesion (LGSIL)	N	13	358, 359, 369
795.04	Papanicolaou smear of cervix with high grade squamous intraepithelial lesion (HGSIL)	N	13	358, 359, 369
795.05	Cervical high risk human papillomavirus (HPV) DNA test positive	N	13	358, 359, 369
795.08	Nonspecific abnormal papanicolaou smear of cervix, unsatisfactory smear	N	13	358, 359, 369
796.6	Nonspecific abnormal findings on neonatal screening	N	23	463, 464
V01.71	Contact or exposure to varicella	N	23	467
V01.79	Contact or exposure to other viral diseases	N	23	467
V01.83	Contact or exposure to escherichia coli (E. coli)	N	23	467
V01.84	Contact or exposure to meningococcus	N	23	467
V46.11	Dependence on respirator, status	Y	23	467
V46.12	Encounter for respirator dependence during power failure	Y	23	467
V49.83	Awaiting organ transplant status	Y	23	467
V58.44	Aftercare following organ transplant	N	23	465-466
V58.66	Long-term (current) use of aspirin	N	23	465-466
V58.67	Long-term (current) use of insulin	N	23	465-466
V69.4	Lack of adequate sleep	N	23	467
V72.31	Routine gynecological examination	N	23	467



Diagnosis Code	Description	CC	MDC	DRG
V72.32	Encounter for Papanicolaou cervical smear to confirm findings of recent normal smear following initial abnormal smear	N	23	467
V72.40	Pregnancy examination or test, pregnancy unconfirmed	N	23	467
V72.41	Pregnancy examination or test, negative result	N	23	467
V84.01	Genetic susceptibility to malignant neoplasm of breast	N	23	467
V84.02	Genetic susceptibility to malignant neoplasm of ovary	N	23	467
V84.03	Genetic susceptibility to malignant neoplasm of prostate	N	23	467
V84.04	Genetic susceptibility to malignant neoplasm of endometrium	N	23	467
V84.09	Genetic susceptibility to other malignant neoplasm	N	23	467
V84.8	Genetic susceptibility to other disease	N	23	467

<sup>1</sup> Assigned to the Secondary Diagnosis list that defines a Major Complication

TABLE 6B--NEW PROCEDURE CODES

Procedure Code	Description	OR	MDC	DRG
00.16	Pressurized treatment of venous bypass graft [conduit] with pharmaceutical substance	N		
00.17	Infusion of vasopressor agent	N		
00.21	Intravascular imaging of extracranial cerebral vessels	N		
00.22	Intravascular imaging of intrathoracic vessels	N		
00.23	Intravascular imaging of peripheral vessels	N		
00.24	Intravascular imaging of coronary vessels	N		
00.25	Intravascular imaging of renal vessels	N		
00.28	Intravascular imaging, other specified vessel(s)	N		
00.29	Intravascular imaging, unspecified vessel(s)	N		
00.31	Computer assisted surgery with CT/CTA	N		
00.32	Computer assisted surgery with MR/MRA	N		
00.33	Computer assisted surgery with fluoroscopy	N		
00.34	Imageless computer assisted surgery	N		
00.35	Computer assisted surgery with multiple datasets	N		
00.39	Other computer assisted surgery	N		
00.61	Percutaneous angioplasty or atherectomy of precerebral (extracranial) vessel(s)	Y	1 5 21 24	533, 534 478, 479 442, 443 486
00.62	Percutaneous angioplasty or atherectomy of intracranial vessel(s)	Y	1 5 21 24	533, 534 478, 479 442, 443 486
00.63	Percutaneous insertion of carotid artery stent(s)	N		
00.64	Percutaneous insertion of other precerebral (extracranial) artery stent(s)	N		
00.65	Percutaneous insertion of intracranial vascular stent(s)	N		
00.91	Transplant from live related donor	N		

Procedure Code	Description	OR	MDC	DRG
00.92	Transplant from live non-related donor	N		
00.93	Transplant from cadaver	N		
27.64	Insertion of palatal implant	N		
37.68	Insertion of percutaneous external heart assist device	Y	5	104, 105
37.90	Insertion of left atrial appendage device	N*	5	518
44.38	Laparoscopic gastroenterostomy	Y	5 6 7 10 17	120 154, 155, 156 201 288 406, 407, 539, 540
44.67	Laparoscopic procedures for creation of esophagogastric-sphincteric competence	Y	6 21 24	154, 155, 156 442, 443 486
44.68	Laparoscopic gastroplasty	Y	6 10 21 24	154, 155, 156 288 442, 443 486
44.95	Laparoscopic gastric restrictive procedure	Y	10	288
44.96	Laparoscopic revision of gastric restrictive procedure	Y	10	288
44.97	Laparoscopic removal of gastric restrictive device(s)	Y	10	288
44.98	(Laparoscopic) adjustment of size of adjustable gastric restrictive device	Y	10	288
81.65	Vertebroplasty	Y	8 21 24	233, 234 442, 443 486
81.66	Kyphoplasty	Y	8 21 24	233, 234 442, 443 486
84.53	Implantation of internal limb lengthening device with kinetic distraction	N		
84.54	Implantation of other internal limb lengthening device	N		

Procedure Code	Description	OR	MDC	DRG
84.55	Insertion of bone void filler	N		
84.59	Insertion of other spinal devices	Y	1 8 21 24	531, 532 499, 500 442, 443 486
84.60	Insertion of spinal disc prosthesis, not otherwise specified	Y	1 8 21 24	531, 532 499, 500 442, 443 486
84.61	Insertion of partial spinal disc prosthesis, cervical	Y	1 8 21 24	531, 532 499, 500 442, 443 486
84.62	Insertion of total spinal disc prosthesis, cervical	Y	1 8 21 24	531, 532 499, 500 442, 443 486
84.63	Insertion of spinal disc prosthesis, thoracic	Y	1 8 21 24	531, 532 499, 500 442, 443 486
84.64	Insertion of partial spinal disc prosthesis, lumbosacral	Y	1 8 21 24	531, 532 499, 500 442, 443 486
84.65	Insertion of total spinal disc prosthesis, lumbosacral	Y	1 8 21 24	531, 532 499, 500 442, 443 486
84.66	Revision or replacement of artificial spinal disc prosthesis, cervical	Y	1 8 21 24	531, 532 499, 500 442, 443 486
84.67	Revision or replacement of artificial spinal disc prosthesis, thoracic	Y	1 8 21	531, 532 499, 500 442, 443

Procedure Code	Description	OR	MDC	DRG
			24	486
84.68	Revision or replacement of artificial spinal disc prosthesis, lumbosacral	Y	1 8 21 24	531, 532 499, 500 442,443 486
84.69	Revision or replacement of artificial spinal disc prosthesis, not otherwise specified	Y	1 8 21 24	531, 532 499, 500 442,443 486
86.94	Insertion or replacement of single array neurostimulator pulse generator	Y	1	7, 8
86.95	Insertion or replacement of dual array neurostimulator pulse generator	Y	1	7, 8
86.96	Insertion or replacement of other neurostimulator pulse generator	Y	1	7, 8
89.49	Automatic implantable cardioverter/defibrillator (AICD) check	N		
99.78	Aquapheresis	N		

\*Non-operating room procedure, but affects DRG assignment.

TABLE 6C -- INVALID DIAGNOSIS CODES

Diagnosis Code	Description	CC	MDC	DRG
066.4	West Nile Fever	N	18	421, 422
252.0	Hyperparathyroidism	N	10	300, 301
347	Cataplexy and narcolepsy	N	1	34, 35
521.1	Excessive attrition	N	PRE 3	482 185, 186, 187
521.2	Abrasion	N	PRE 3	482 185, 186, 187
521.3	Erosion	N	PRE 3	482 185, 186, 187
521.4	Pathological resorption	N	PRE 3	482 185, 186, 187
523.2	Gingival recession	N	PRE 3	482 185, 186, 187
524.2	Anomalies of dental arch relationship	N	PRE	482

Diagnosis Code	Description	CC	MDC	DRG
			3	185, 186, 187
524.3	Anomalies of tooth position	N	PRE 3	482 185, 186, 187
524.5	Dentofacial functional abnormalities	N	PRE 3	482 185, 186, 187
524.8	Other specified dentofacial anomalies	N	PRE 3	482 185, 186, 187
525.2	Atrophy of edentulous alveolar ridge	N	PRE 3	482 185, 186, 187
528.7	Other disturbances of oral epithelium, including tongue	N	PRE 3	482 185, 186, 187
588.8	Other specified disorders resulting from impaired renal function	N	11	331, 332, 333
618.0	Prolapse of vaginal walls without mention of uterine prolapse	N	13	358, 359, 369
618.8	Other specified genital prolapse	N	13	358, 359, 369
621.3	Endometrial cystic hyperplasia	N	13	358, 359, 369
622.1	Dysplasia of cervix (uteri)	N	13	358, 359, 369
707.0	Decubitus ulcer	Y	5 9	121 <sup>1</sup> 263, 264, 271
758.3	Autosomal deletion syndromes	N	19	429
V01.7	Other viral diseases	N	23	467
V46.1	Respirator	Y	23	467
V72.3	Gynecological examination	N	23	467
V72.4	Pregnancy examination or test, pregnancy unconfirmed	N	23	467

## TABLE 6D--INVALID PROCEDURE CODES

There are no invalid procedure codes for FY 2005.

## TABLE 6E--REVISED DIAGNOSIS CODE TITLES

Diagnosis Code	Description	CC	MDC	DRG
041.82	Bacteroides fragilis	N	18	423
070.41	Acute hepatitis C with hepatic coma	Y	7 15	205, 206 387 <sup>1</sup> , 389 <sup>1</sup>
070.51	Acute hepatitis C without mention of hepatic coma	Y	7 15	205, 206 387 <sup>1</sup> , 389 <sup>1</sup>
250.00	Diabetes mellitus without mention of complication, type II or unspecified type, not stated as uncontrolled	N	PRE 10	512, 513 294, 295
250.01	Diabetes mellitus without mention of complication, type I [juvenile type], not stated as uncontrolled	Y	PRE 10	512, 513 294, 295
250.02	Diabetes mellitus without mention of complication, type II or unspecified type, uncontrolled	Y	PRE 10	512, 513 294, 295
250.03	Diabetes mellitus without mention of complication, type I [juvenile type], uncontrolled	Y	PRE 10	512, 513 294, 295
250.10	Diabetes with ketoacidosis, type II or unspecified type, not stated as uncontrolled	N	PRE 10	512, 513 294, 295
250.11	Diabetes with ketoacidosis, type I [juvenile type], not stated as uncontrolled	Y	PRE 10	512, 513 294, 295
250.12	Diabetes with ketoacidosis, type II or unspecified type, uncontrolled	Y	PRE 10	512, 513 294, 295
250.13	Diabetes with ketoacidosis, type I [juvenile type], uncontrolled	Y	PRE 10	512, 513 294, 295
250.20	Diabetes with hyperosmolarity, type II or unspecified type, not stated as uncontrolled	N	PRE 10	512, 513 294, 295
250.21	Diabetes with hyperosmolarity, type I [juvenile type], not stated as	Y	PRE 10	512, 513 294, 295

Diagnosis Code	Description	CC	MDC	DRG
	uncontrolled			
250.22	Diabetes with hyperosmolarity, type II or unspecified type, uncontrolled	Y	PRE 10	512, 513 294, 295
250.23	Diabetes with hyperosmolarity, type I [juvenile type], uncontrolled	Y	PRE 10	512, 513 294, 295
250.30	Diabetes with other coma, type II or unspecified type, not stated as uncontrolled	N	PRE 10	512, 513 294, 295
250.31	Diabetes with other coma, type I [juvenile type], not stated as uncontrolled	Y	PRE 10	512, 513 294, 295
250.32	Diabetes with other coma, type II or unspecified type, uncontrolled	Y	PRE 10	512, 513 294, 295
250.33	Diabetes with other coma, type I [juvenile type], uncontrolled	Y	PRE 10	512, 513 294, 295
250.40	Diabetes with renal manifestations, type II or unspecified type, not stated as uncontrolled	N	PRE 11	512, 513 331, 332, 333
250.41	Diabetes with renal manifestations, type I [juvenile type], not stated as uncontrolled	Y	PRE 11	512, 513 331, 332, 333
250.42	Diabetes with renal manifestations, type II or unspecified type, uncontrolled	Y	PRE 11	512, 513 331, 332, 333
250.43	Diabetes with renal manifestations, type I [juvenile type], uncontrolled	Y	PRE 11	512, 513 331, 332, 333
250.50	Diabetes with ophthalmic manifestations, type II or unspecified type, not stated as uncontrolled	N	PRE 2	512, 513 46, 47, 48
250.51	Diabetes with ophthalmic manifestations, type I [juvenile type], not stated as uncontrolled	Y	PRE 2	512, 513 46, 47, 48
250.52	Diabetes with ophthalmic manifestations, type II or unspecified type, uncontrolled	Y	PRE 2	512, 513 46, 47, 48
250.53	Diabetes with ophthalmic manifestations, type I [juvenile type], uncontrolled	Y	PRE 2	512, 513 46, 47, 48



Diagnosis Code	Description	CC	MDC	DRG
250.60	Diabetes with neurological manifestations, type II or unspecified type, not stated as uncontrolled	N	PRE 1	512, 513 18, 19
250.61	Diabetes with neurological manifestations, type I [juvenile type], not stated as uncontrolled	Y	PRE 1	512, 513 18, 19
250.62	Diabetes with neurological manifestations, type II or unspecified type, uncontrolled	Y	PRE 1	512, 513 18, 19
250.63	Diabetes with neurological manifestations, type I [juvenile type], uncontrolled	Y	PRE 1	512, 513 18, 19
250.70	Diabetes with peripheral circulatory disorders, type II or unspecified type, not stated as uncontrolled	N	PRE 5	512, 513 130, 131
250.71	Diabetes with peripheral circulatory disorders, type I [juvenile type], not stated as uncontrolled	Y	PRE 5	512, 513 130, 131
250.72	Diabetes with peripheral circulatory disorders, type II or unspecified type, uncontrolled	Y	PRE 5	512, 513 130, 131
250.73	Diabetes with peripheral circulatory disorders, type I [juvenile type], uncontrolled	Y	PRE 5	512, 513 130, 131
250.80	Diabetes with other specified manifestations, type II or unspecified type, not stated as uncontrolled	N	PRE 10	512, 513 294, 295
250.81	Diabetes with other specified manifestations, type I [juvenile type], not stated as uncontrolled	Y	PRE 10	512, 513 294, 295
250.82	Diabetes with other specified manifestations, type II or unspecified type, uncontrolled	Y	PRE 10	512, 513 294, 295
250.83	Diabetes with other specified manifestations, type I [juvenile type], uncontrolled	Y	PRE 10	512, 513 294, 295
250.90	Diabetes with unspecified complication, type II or unspecified type, not stated as uncontrolled	N	PRE 10	512, 513 294, 295

Diagnosis Code	Description	CC	MDC	DRG
250.91	Diabetes with unspecified complication, type I [juvenile type], not stated as uncontrolled	Y	PRE 10	512, 513 294, 295
250.92	Diabetes with unspecified complication, type II or unspecified type, uncontrolled	Y	PRE 10	512, 513 294, 295
250.93	Diabetes with unspecified complication, type I [juvenile type], uncontrolled	Y	PRE 10	512, 513 294, 295
286.5	Hemorrhagic disorder due to intrinsic circulating anticoagulants	Y	16	397
290.40	Vascular dementia, uncomplicated	N	19	429
290.41	Vascular dementia, with delirium	N	19	429
290.42	Vascular dementia, with delusions	N	19	429
290.43	Vascular dementia, with depressed mood	N	19	429
291.1	Alcohol-induced persisting amnesic disorder	Y	20	521, 522, 523
291.2	Alcohol-induced persisting dementia	Y	20	521, 522, 523
291.3	Alcohol-induced psychotic disorder with hallucinations	Y	20	521, 522, 523
291.5	Alcohol-induced psychotic disorder with delusions	N	20	521, 522, 523
291.89	Other specified alcohol-induced mental disorders	Y	20	521, 522, 523
291.9	Unspecified alcohol-induced mental disorders	Y	20	521, 522, 523
292.0	Drug withdrawal	Y	15 20	387 <sup>1</sup> , 389 <sup>1</sup> 521, 522, 523
292.11	Drug-induced psychotic disorder with delusions	Y	20	521, 522, 523
292.12	Drug-induced psychotic disorder with hallucinations	Y	20	521, 522, 523
292.82	Drug-induced persisting dementia	Y	20	521, 522, 523
292.83	Drug-induced persisting amnesic disorder	Y	20	521, 522, 523
292.84	Drug-induced mood disorder	Y	20	521, 522, 523
293.0	Delirium due to conditions	N	19	425

Diagnosis Code	Description	CC	MDC	DRG
	classified elsewhere			
293.81	Psychotic disorder with delusions in conditions classified elsewhere	Y	19	429
293.82	Psychotic disorder with hallucinations in conditions classified elsewhere	Y	19	429
293.83	Mood disorder in conditions classified elsewhere	Y	19	429
293.84	Anxiety disorder in conditions classified elsewhere	Y	19	429
293.89	Other specified transient mental disorders due to conditions classified elsewhere, other	N	19	429
293.9	Unspecified transient mental disorder in conditions classified elsewhere	N	19	425
294.0	Amnestic disorder in conditions classified elsewhere	N	19	429
294.8	Other persistent mental disorders due to conditions classified elsewhere	N	19	429
294.9	Unspecified persistent mental disorders due to conditions classified elsewhere	N	19 25	429 489 <sup>2</sup>
295.40	Schizophreniform disorder, unspecified	Y	19	430
295.41	Schizophreniform disorder, subchronic	Y	19	430
295.42	Schizophreniform disorder, chronic	Y	19	430
295.43	Schizophreniform disorder, subchronic with acute exacerbation	Y	19	430
295.44	Schizophreniform disorder, chronic with acute exacerbation	Y	19	430
295.45	Schizophreniform disorder, in remission	N	19	430
295.60	Schizophrenic disorders, residual type, unspecified	Y	19	430
295.61	Schizophrenic disorders, residual type, subchronic	Y	19	430
295.62	Schizophrenic disorders, residual	Y	19	430

Diagnosis Code	Description	CC	MDC	DRG
	type, chronic			
295.63	Schizophrenic disorders, residual type, subchronic with acute exacerbation	Y	19	430
295.64	Schizophrenic disorders, residual type, chronic with acute exacerbation	Y	19	430
295.65	Schizophrenic disorders, residual type, in remission	N	19	430
295.70	Schizoaffective disorder, unspecified	Y	19	430
295.71	Schizoaffective disorder, subchronic	Y	19	430
295.72	Schizoaffective disorder, chronic	Y	19	430
295.73	Schizoaffective disorder, subchronic with acute exacerbation	Y	19	430
295.74	Schizoaffective disorder, chronic with acute exacerbation	Y	19	430
295.75	Schizoaffective disorder, in remission	N	19	430
296.00	Bipolar I disorder, single manic episode, unspecified	N	19	430
296.01	Bipolar I disorder, single manic episode, mild	N	19	430
296.02	Bipolar I disorder, single manic episode, moderate	N	19	430
296.03	Bipolar I disorder, single manic episode, severe, without mention of psychotic behavior	N	19	430
296.04	Bipolar I disorder, single manic episode, severe, specified as with psychotic behavior	Y	19	430
296.05	Bipolar I disorder, single manic episode, in partial or unspecified remission	N	19	430
296.06	Bipolar I disorder, single manic episode, in full remission	N	19	430
296.40	Bipolar I disorder, most recent episode (or current) manic, unspecified	N	19	430
296.41	Bipolar I disorder, most recent	N	19	430

Diagnosis Code	Description	CC	MDC	DRG
	episode (or current) manic, mild			
296.42	Bipolar I disorder, most recent episode (or current) manic, moderate	N	19	430
296.43	Bipolar I disorder, most recent episode (or current) manic, severe, without mention of psychotic behavior	N	19	430
296.44	Bipolar I disorder, most recent episode (or current) manic, severe, specified as with psychotic behavior	Y	19	430
296.45	Bipolar I disorder, most recent episode (or current) manic, in partial or unspecified remission	N	19	430
296.46	Bipolar I disorder, most recent episode (or current) manic, in full remission	N	19	430
296.50	Bipolar I disorder, most recent episode (or current) depressed, unspecified	N	19	430
296.51	Bipolar I disorder, most recent episode (or current) depressed, mild	N	19	430
296.52	Bipolar I disorder, most recent episode (or current) depressed, moderate	N	19	430
296.53	Bipolar I disorder, most recent episode (or current) depressed, severe, without mention of psychotic behavior	N	19	430
296.54	Bipolar I disorder, most recent episode (or current) depressed, severe, specified as with psychotic behavior	Y	19	430
296.55	Bipolar I disorder, most recent episode (or current) depressed, in partial or unspecified remission	N	19	430
296.56	Bipolar I disorder, most recent episode (or current) depressed, in full remission	N	19	430
296.60	Bipolar I disorder, most recent episode (or current) mixed,	N	19	430

Diagnosis Code	Description	CC	MDC	DRG
	unspecified			
296.61	Bipolar I disorder, most recent episode (or current) mixed, mild	N	19	430
296.62	Bipolar I disorder, most recent episode (or current) mixed, moderate	N	19	430
296.63	Bipolar I disorder, most recent episode (or current) mixed, severe, without mention of psychotic behavior	N	19	430
296.64	Bipolar I disorder, most recent episode (or current) mixed, severe, specified as with psychotic behavior	Y	19	430
296.65	Bipolar I disorder, most recent episode (or current) mixed, in partial or unspecified remission	N	19	430
296.66	Bipolar I disorder, most recent episode (or current) mixed, in full remission	N	19	430
296.7	Bipolar I disorder, most recent episode (or current) unspecified	N	19	430
296.80	Bipolar disorder, unspecified	N	19	430
296.89	Other and unspecified bipolar disorders, other	N	19	430
296.90	Unspecified episodic mood disorder	N	19	430
296.99	Other specified episodic mood disorder	N	19	430
297.1	Delusional disorder	N	19	430
297.3	Shared psychotic disorder	N	19	430
299.00	Autistic disorder, current or active state	Y	19	429
299.01	Autistic disorder, residual state	N	19	429
299.10	Childhood disintegrative disorder, current or active state	Y	19	429
299.11	Childhood disintegrative disorder, residual state	N	19	429
299.80	Other specified pervasive developmental disorders, current or active state	Y	19	430

Diagnosis Code	Description	CC	MDC	DRG
299.81	Other specified pervasive developmental disorders, residual state	N	19	430
299.90	Unspecified pervasive developmental disorder, current or active state	Y	19	430
299.91	Unspecified pervasive developmental disorder, residual state	N	19	430
300.01	Panic disorder without agoraphobia	N	19	425
300.12	Dissociative amnesia	N	19	425
300.13	Dissociative fugue	N	19	425
300.14	Dissociative identity disorder	N	19	428
300.16	Factitious disorder with predominantly psychological signs and symptoms	N	19	425
300.21	Agoraphobia with panic disorder	N	19	427
300.29	Other isolated or specific phobias	N	19	427
300.4	Dysthymic disorder	N	19	426
300.6	Depersonalization disorder	N	19	427
300.89	Other somatoform disorders	N	19	427
300.9	Unspecified nonpsychotic mental disorder	N	19	425
301.22	Schizotypal personality disorder	N	19	428
301.4	Obsessive-compulsive personality disorder	N	19	428
301.81	Narcissistic personality disorder	N	19	428
301.82	Avoidant personality disorder	N	19	428
301.83	Borderline personality disorder	N	19	428
302.0	Ego-dystonic sexual orientation	N	19	432
302.3	Transvestic fetishism	N	19	432
302.6	Gender identity disorder in children	N	19	432
302.71	Hypoactive sexual desire disorder	N	19	432
302.73	Female orgasmic disorder	N	19	432
302.74	Male orgasmic disorder	N	19	432
302.75	Premature ejaculation	N	19	432
302.76	Dyspareunia, psychogenic	N	19	432

Diagnosis Code	Description	CC	MDC	DRG
302.85	Gender identity disorder in adolescents or adults	N	19	432
304.10	Sedative, hypnotic or anxiolytic dependence, unspecified	Y	20	521, 522, 523
304.11	Sedative, hypnotic or anxiolytic dependence, continuous	Y	20	521, 522, 523
304.12	Sedative, hypnotic or anxiolytic dependence, episodic	Y	20	521, 522, 523
304.13	Sedative, hypnotic or anxiolytic dependence, in remission	N	20	521, 522, 523
305.40	Sedative, hypnotic or anxiolytic abuse, unspecified	Y	20	521, 522, 523
305.41	Sedative, hypnotic or anxiolytic abuse, continuous	Y	20	521, 522, 523
305.42	Sedative, hypnotic or anxiolytic abuse, episodic	Y	20	521, 522, 523
305.43	Sedative, hypnotic or anxiolytic abuse, in remission	N	20	521, 522, 523
307.0	Stuttering	N	19	432
307.21	Transient tic disorder	N	1	34, 35
307.22	Chronic motor or vocal tic disorder	N	1	34, 35
307.23	Tourette's disorder	N	1	34, 35
307.3	Stereotypic movement disorder	N	19	432
307.45	Circadian rhythm sleep disorder	N	19	432
307.46	Sleep arousal disorder	N	19	432
307.51	Bulimia nervosa	N	19	432
307.53	Rumination disorder	N	19	427
307.89	Other, pain disorder related to psychological factors	N	19	427
309.0	Adjustment disorder with depressed mood	N	19	426
309.24	Adjustment disorder with anxiety	N	19	427
309.28	Adjustment disorder with mixed anxiety and depressed mood	N	19	427
309.3	Adjustment disorder with disturbance of conduct	N	19	427
309.4	Adjustment disorder with mixed disturbance of emotions and	N	19	427



Diagnosis Code	Description	CC	MDC	DRG
	conduct			
309.81	Posttraumatic stress disorder	N	19	427
310.1	Personality change due to conditions classified elsewhere	N	19	429
313.23	Selective mutism	N	19	431
313.81	Oppositional defiant disorder	N	19	431
313.9	Unspecified emotional disturbance of childhood or adolescence	N	19	431
315.1	Mathematics disorder	N	19	431
315.31	Expressive language disorder	N	19	431
315.32	Mixed receptive-expressive language disorder	N	19	431
315.4	Developmental coordination disorder	N	19	431
521.7	Intrinsic posteruptive color changes	N	PRE 3	482 185, 186, 187
760.70	Noxious influences affecting fetus or newborn via placenta or breast milk, unspecified noxious substance	N	15	390
760.71	Noxious influences affecting fetus or newborn via placenta or breast milk, alcohol	N	15	390
760.72	Noxious influences affecting fetus or newborn via placenta or breast milk, narcotics	N	15	390
760.73	Noxious influences affecting fetus or newborn via placenta or breast milk, hallucinogenic agents	N	15	390
760.74	Noxious influences affecting fetus or newborn via placenta or breast milk, anti-infectives	N	15	390
760.75	Noxious influences affecting fetus or newborn via placenta or breast milk, cocaine	N	15	390
760.76	Noxious influences affecting fetus or newborn via placenta or breast milk, diethylstilbestrol [DES]	N	15	390
760.79	Noxious influences affecting fetus or newborn via placenta or breast	N	15	390

Diagnosis Code	Description	CC	MDC	DRG
	milk, other			
780.8	Generalized hyperhidrosis	N	9 25	283-284 490
795.00	Abnormal glandular Papanicolaou smear of cervix	N	13	358, 359, 369
795.01	Papanicolaou smear of cervix with atypical squamous cells of undetermined significance (ASC-US)	N	13	358, 359, 369
795.02	Papanicolaou smear of cervix with atypical squamous cells cannot exclude high grade squamous intraepithelial lesion (ASC-H)	N	13	358, 359, 369
795.09	Other abnormal Papanicolaou smear of cervix and cervical HPV	N	13	358, 359, 369
V07.4	Hormone replacement therapy (postmenopausal)	N	23	467

TABLE 6F--REVISED PROCEDURE CODE TITLES

Procedure Code	Description	OR	MDC	DRG
00.55	Insertion of drug-eluting peripheral vessel stent(s)	N		
01.22	Removal of intracranial neurostimulator lead(s)	Y	1 17 17	1, 2, 3 406, 407, 539, 540
02.93	Implantation or replacement of intracranial neurostimulator lead(s)	Y	1 17 21 24	1, 2, 3 406, 407, 539, 540 442, 443 486
03.93	Implantation or replacement of spinal neurostimulator lead(s)	Y	1 8 11 12 13 17 21 24	531, 532 499, 500 315 344, 345 365 406, 407, 539, 540 442, 443 486
03.94	Removal of spinal neurostimulator lead(s)	Y	1 8 11 12 13 21 24	531, 532 499, 500 315 344, 345 365 442, 443 486
04.92	Implantation or replacement of peripheral neurostimulator lead(s)	Y	1 3 8 11 12 13 21 24	7, 8 63 233, 234 315 344, 345 365 442, 443 486

Procedure Code	Description	OR	MDC	DRG
04.93	Removal of peripheral neurostimulator lead(s)	Y	1 3 8 12 13 21 24	7, 8 63 233, 234 344, 345 365 442, 443 486
36.11	(Aorto)coronary bypass of one coronary artery	Y	5	106, 107, 109
36.12	(Aorto)coronary bypass of two coronary arteries	Y	5	106, 107, 109
36.13	(Aorto)coronary bypass of three coronary arteries	Y	5	106, 107, 109
36.14	(Aorto)coronary bypass of four or more coronary arteries	Y	5	106, 107, 109
37.62	Insertion of non-implantable heart assist system	Y	5	525
37.63	Repair of heart assist system	Y	5	525
37.65	Implant of external heart assist system	Y	5	525
37.66	Insertion of implantable heart assist system	Y	5	103
39.50	Angioplasty or atherectomy of other non-coronary vessel(s)	Y	1 4 5 6 7 8 9 10 11 21 24	533, 534 76, 77 478, 479 170, 171 201 233, 234 269, 270 292, 293 315 442, 443 486
39.90	Insertion of non-drug-eluting peripheral vessel stents(s)	N		
86.05	Incision with removal of foreign body or device from skin and subcutaneous tissue	N		

TABLE 6G.--ADDITIONS TO THE CC EXCLUSIONS LIST

[This table contains CCs that are added to the CC Exclusions List. Each of the principal diagnosis codes is shown with an asterisk, and the revisions to the CC Exclusions List are provided in an indented column immediately following the affected principal diagnosis code.]

*0700	07070	07043
07070	07071	07044
07071	*07044	07049
*0701	07070	07051
07070	07071	07052
07071	*07049	07053
*07020	07070	07054
07070	07071	07059
07071	*07051	0706
*07021	07070	07070
07070	07071	07071
07071	*07052	0709
*07022	07070	78001
07070	07071	78003
07071	*07053	*07071
*07023	07070	07020
07070	07071	07021
07071	*07054	07022
*07030	07070	07023
07070	07071	07030
07071	*07059	07031
*07031	07070	07032
07070	07071	07033
07071	*0706	07041
*07032	07070	07042
07070	07071	07043
07071	*07070	07044
*07033	07020	07049
07070	07021	07051
07071	07022	07052
*07041	07023	07053
07070	07030	07054
07071	07031	07059
*07042	07032	0706
07070	07033	07070
07071	07041	07071
*07043	07042	0709

78001	45340	2581
78003	45341	2588
*0709	45342	2589
07070	*25081	*25208
07071	45340	2521
*07888	45341	2580
07070	45342	2581
07071	*25082	2588
*07889	45340	2589
07070	45341	*45340
07071	45342	452
*07981	*25083	4530
07070	45340	4531
07071	45341	4532
*07988	45342	4533
07070	*25090	45340
07071	45340	45341
*07989	45341	45342
07070	45342	4538
07071	*25091	4539
*07998	45340	*45341
07070	45341	452
07071	45342	4530
*07999	*25092	4531
07070	45340	4532
07071	45341	4533
*1398	45342	45340
07070	*25093	45341
07071	45340	45342
*25070	45341	4538
45340	45342	4539
45341	*25200	*45342
45342	2521	452
*25071	2580	4530
45340	2581	4531
45341	2588	4532
45342	2589	4533
*25072	*25201	45340
45340	2521	45341
45341	2580	45342
45342	2581	4538
*25073	2588	4539
45340	2589	*4538
45341	*25202	45340
45342	2521	45341
*25080	2580	45342

*4539	53087	591
45340	53640	*58889
45341	53641	5800
45342	53642	5804
*45989	53649	58081
45340	56962	58089
45341	9974	5809
45342	*53640	5810
*4599	53086	5811
45340	53087	5812
45341	*53641	5813
45342	53086	58181
*4911	53087	58189
49122	*53642	5819
*49120	53086	5834
49122	53087	5845
*49121	*53649	5846
49122	53086	5847
*49122	53087	5848
4911	*58881	5849
49120	5800	585
49121	5804	59010
49122	58081	59011
4918	58089	5902
4919	5809	5903
49320	5810	59080
49321	5811	59081
*4918	5812	5909
49122	5813	591
*4919	58181	*62920
49122	58189	6140
*49320	5819	6143
49122	5834	6145
*49321	5845	6150
49122	5846	6163
*53086	5847	6164
53086	5848	6207
53087	5849	*62921
53640	585	6140
53641	59010	6143
53642	59011	6145
53649	5902	6150
56962	5903	6163
9974	59080	6164
*53087	59081	6207
53086	5909	*62922

6140	70700	70706
6143	70701	70707
6145	70702	70709
6150	70703	*70709
6163	70704	70700
6164	70705	70701
6207	70706	70702
*62923	70707	70703
6140	70709	70704
6143	*70704	70705
6145	70700	70706
6150	70701	70707
6163	70702	70709
6164	70703	*7078
6207	70704	70700
*70700	70705	70701
70700	70706	70702
70701	70707	70703
70702	70709	70704
70703	*70705	70705
70704	70700	70706
70705	70701	70707
70706	70702	70709
70707	70703	*7079
70709	70704	70700
*70701	70705	70701
70700	70706	70702
70701	70707	70703
70702	70709	70704
70703	*70706	70705
70704	70700	70706
70705	70701	70707
70706	70702	70709
70707	70703	*7098
70709	70704	70700
*70702	70705	70701
70700	70706	70702
70701	70707	70703
70702	70709	70704
70703	*70707	70705
70704	70700	70706
70705	70701	70707
70706	70702	70709
70707	70703	*79095
70709	70704	7907
*70703	70705	*9974



53086  
53087  
\*99771  
53086  
53087  
\*99791  
53086  
53087  
\*99799  
53086  
53087  
\*99881  
53086  
53087  
\*99883  
53086  
53087  
\*99889  
53086  
53087  
\*9989  
53086  
53087  
\*V460  
V4611  
V4612  
\*V4611  
V4611  
V4612  
\*V4612  
V4611  
V4612  
\*V462  
V4611  
V4612  
\*V468  
V4611  
V4612  
\*V469  
V4611  
V4612  
\*V4983  
V4983

## TABLE 6H.--DELETIONS FROM THE CC EXCLUSIONS LIST

[This table contains CCs that are deleted from the CC Exclusions List. Each of the principal diagnosis codes is shown with an asterisk, and the revisions to the CC Exclusions List are provided in an indented column immediately following the affected principal diagnosis code.]

*2520	5819	*7078
2521	5834	7070
2580	5845	*7079
2581	5846	7070
2588	5847	*7098
2589	5848	7070
*5888	5849	*V460
5800	585	V461
5804	59010	*V461
58081	59011	V461
58089	5902	*V462
5809	5903	V461
5810	59080	*V468
5811	59081	V461
5812	5909	*V469
5813	591	V461
58181	*7070	
58189	7070	

TABLE 7A.--MEDICARE PROSPECTIVE PAYMENT SYSTEM SELECTED  
PERCENTILE LENGTHS OF STAY  
[FY 2003 MEDPAR UPDATE MARCH 2004 GROUPEE V21.0

DRG	NUMBER OF DISCHARGES	ARITHMETIC MEAN LOS	10th PERCENTILE	25th PERCENTILE	50th PERCENTILE	75th PERCENTILE	90th PERCENTILE
1	27183	10.5123	3	5	8	14	21
2	10833	4.7287	1	2	4	6	9
3	2	5	5	5	5	5	5
6	369	3.4201	1	1	2	4	7
7	15317	9.6301	2	4	7	12	19
8	3943	2.7109	1	1	2	3	6
9	1822	5.7843	1	2	4	7	11
10	18971	6.1801	2	3	5	8	12
11	3398	3.852	1	2	3	5	8
12	53531	5.4886	2	3	4	7	10
13	7099	4.9131	2	3	4	6	8
14	242109	5.8155	2	3	5	7	11
15	83061	4.6577	1	2	4	6	8
16	10755	6.1592	2	3	5	8	12
17	2818	3.1427	1	1	2	4	6
18	30951	5.3791	2	3	4	7	10
19	8785	3.5014	1	2	3	5	7
20	6567	10.0853	3	5	8	13	20
21	2193	6.6617	2	3	5	8	13
22	3190	5.1147	2	2	4	6	10
23	11892	4.185	1	2	3	5	8
24	61163	4.7926	1	2	4	6	9

DRG	NUMBER OF DISCHARGES	ARITHMETIC MEAN LOS	10th PERCENTILE	25th PERCENTILE	50th PERCENTILE	75th PERCENTILE	90th PERCENTILE
25	28567	3.1367	1	2	3	4	6
26	32	3.2188	1	1	2	3	5
27	5024	5.045	1	1	3	6	11
28	15971	5.953	1	3	4	8	12
29	5843	3.3799	1	1	3	4	7
31	4676	3.9589	1	2	3	5	8
32	1984	2.5338	1	1	2	3	5
34	25344	4.8242	1	2	4	6	9
35	7921	3.0949	1	1	3	4	6
36	1620	1.5747	1	1	1	1	2
37	1381	3.9421	1	1	3	5	9
38	78	2.2692	1	1	2	2	4
39	552	2.2228	1	1	1	2	5
40	1523	4.1064	1	1	3	5	8
42	1255	2.8104	1	1	2	3	6
43	126	3.4365	1	2	3	5	6
44	1244	4.9526	2	3	4	6	9
45	2843	3.1815	1	2	3	4	6
46	3579	4.2626	1	2	3	5	8
47	1394	3.1793	1	1	3	4	6
48	1	1	1	1	1	1	1
49	2345	4.6119	1	2	3	6	9
50	2260	1.931	1	1	1	2	3
51	235	2.8426	1	1	1	3	7
52	175	2.1886	1	1	1	2	4
53	2250	3.5787	1	1	2	4	8

DRG	NUMBER OF DISCHARGES	ARITHMETIC MEAN LOS	10th PERCENTILE	25th PERCENTILE	50th PERCENTILE	75th PERCENTILE	90th PERCENTILE
55	1463	2.8961	1	1	1	3	7
56	473	2.7484	1	1	2	3	6
57	726	3.8609	1	1	2	4	8
59	120	2.4833	1	1	1	3	6
60	5	1.2	1	1	1	1	2
61	259	5.8301	1	1	3	8	12
62	2	2	2	2	2	2	2
63	2766	4.4338	1	1	3	5	9
64	3235	6.5165	1	2	4	8	14
65	41089	2.7971	1	1	2	4	5
66	7923	3.0939	1	1	2	4	6
67	409	3.5452	1	2	3	5	6
68	8865	3.7331	1	2	3	5	7
69	2991	2.8917	1	2	2	4	5
70	26	2.8846	1	2	2	3	5
71	67	3.5821	2	2	3	4	6
72	1222	3.5499	1	2	3	4	7
73	7965	4.4682	1	2	3	6	9
74	1	1	1	1	1	1	1
75	43627	9.8919	3	5	7	12	20
76	46383	10.9674	3	5	9	14	21
77	2334	4.7198	1	2	4	7	9
78	43035	6.4116	3	4	6	8	11
79	173577	8.324	3	4	7	11	16
80	7941	5.3688	2	3	4	7	10
81	5	15.6	1	1	16	25	26

DRG	NUMBER OF DISCHARGES	ARITHMETIC MEAN LOS	10th PERCENTILE	25th PERCENTILE	50th PERCENTILE	75th PERCENTILE	90th PERCENTILE
82	65659	6.7526	2	3	5	9	13
83	6987	5.3255	2	3	4	7	10
84	1511	3.1688	1	2	3	4	6
85	22555	6.3151	2	3	5	8	12
86	2072	3.5917	1	2	3	5	7
87	67158	6.387	2	3	5	8	12
88	397831	4.967	2	3	4	6	9
89	520728	5.7106	2	3	5	7	10
90	44126	3.8613	2	2	3	5	7
91	45	3.4	2	2	3	4	6
92	16654	6.2137	2	3	5	8	12
93	1672	3.9611	1	2	3	5	7
94	13213	6.1666	2	3	5	8	12
95	1607	3.6963	1	2	3	5	7
96	51146	4.4177	2	2	4	6	8
97	26251	3.4191	1	2	3	4	6
98	16	3.0625	1	2	3	4	5
99	21904	3.1584	1	1	2	4	6
100	7631	2.1308	1	1	2	3	4
101	23220	4.332	1	2	3	5	8
102	5551	2.5444	1	1	2	3	5
103	561	41.4955	9	13	22	50	94
104	21026	14.6584	6	8	12	18	26
105	30787	9.9682	4	6	8	12	18
106	3496	11.2677	5	7	10	14	19
107	78578	10.5472	5	7	9	12	17

DRG	NUMBER OF DISCHARGES	ARITHMETIC MEAN LOS	10th PERCENTILE	25th PERCENTILE	50th PERCENTILE	75th PERCENTILE	90th PERCENTILE
108	7063	9.56	1	5	8	12	19
109	54622	7.7476	4	5	6	9	13
110	55658	8.6488	1	4	7	11	18
111	9467	3.6791	1	1	3	5	7
113	38625	12.5469	4	6	10	16	24
114	8391	8.6825	2	4	7	11	17
115	21861	6.9861	1	2	6	9	14
116	117827	4.3246	1	1	3	6	9
117	4893	4.3266	1	1	2	5	10
118	8395	3.0155	1	1	2	4	7
119	1106	5.3626	1	1	3	7	13
120	37019	8.8757	1	3	6	12	19
121	164526	6.2408	2	3	5	8	12
122	70977	3.4261	1	2	3	4	6
123	36348	4.7034	1	1	3	6	11
124	134665	4.4282	1	2	3	6	9
125	93393	2.7699	1	1	2	4	5
126	5608	11.2521	3	6	9	14	21
127	695039	5.1717	2	3	4	6	10
128	6166	5.4439	2	3	5	7	9
129	4009	2.664	1	1	1	3	6
130	90425	5.5266	2	3	5	7	10
131	25763	3.9355	1	2	4	5	7
132	128888	2.8488	1	1	2	4	5
133	7595	2.2387	1	1	2	3	4
134	42749	3.1466	1	2	2	4	6

DRG	NUMBER OF DISCHARGES	ARITHMETIC MEAN LOS	10th PERCENTILE	25th PERCENTILE	50th PERCENTILE	75th PERCENTILE	90th PERCENTILE
135	7508	4.4305	1	2	3	6	9
136	1098	2.6166	1	1	2	3	5
137	1	3	3	3	3	3	3
138	205352	3.9632	1	2	3	5	8
139	82435	2.4631	1	1	2	3	5
140	46070	2.4929	1	1	2	3	5
141	115038	3.507	1	2	3	4	7
142	52791	2.5324	1	1	2	3	5
143	246902	2.1064	1	1	2	3	4
144	97288	5.6578	1	2	4	7	12
145	6723	2.582	1	1	2	3	5
146	10906	10.0609	5	6	8	12	17
147	2699	6.0304	3	4	6	7	9
148	136415	12.2186	5	7	10	15	22
149	20012	6.0961	3	4	6	7	9
150	22167	10.9947	4	6	9	14	20
151	5303	5.4103	1	3	5	7	10
152	4815	8.0366	3	5	7	9	14
153	2129	5.1414	3	4	5	6	8
154	28636	13.2931	3	6	10	17	26
155	6507	4.108	1	2	3	6	8
156	8	9.875	3	5	6	13	15
157	8337	5.6248	1	2	4	7	11
158	4141	2.637	1	1	2	3	5
159	18831	5.1185	1	2	4	7	10
160	12082	2.6958	1	1	2	4	5



DRG	NUMBER OF DISCHARGES	ARITHMETIC MEAN LOS	10th PERCENTILE	25th PERCENTILE	50th PERCENTILE	75th PERCENTILE	90th PERCENTILE
161	10744	4.3545	1	2	3	6	9
162	5974	2.0233	1	1	1	2	4
163	10	3.7	2	3	3	4	5
164	5843	8.2321	3	5	7	10	15
165	2473	4.3	2	3	4	6	7
166	4515	4.6478	1	2	4	6	9
167	4395	2.3078	1	1	2	3	4
168	1548	4.6912	1	2	3	6	10
169	850	2.5271	1	1	2	3	6
170	17113	10.8018	2	5	8	14	22
171	1464	4.2623	1	2	3	6	8
172	32132	6.9433	2	3	5	9	14
173	2569	3.6734	1	1	3	5	7
174	260206	4.7487	2	3	4	6	9
175	33999	2.8945	1	2	3	4	5
176	13078	5.2662	2	3	4	6	10
177	8778	4.559	2	2	4	6	8
178	3250	3.0714	1	2	3	4	6
179	14137	5.9196	2	3	5	7	11
180	93166	5.3582	2	3	4	7	10
181	26691	3.3583	1	2	3	4	6
182	293203	4.3843	1	2	3	5	8
183	91258	2.8934	1	1	2	4	5
184	63	3.254	1	1	2	4	6
185	5756	4.6675	1	2	3	6	9
186	5	5.8	2	2	4	7	13

DRG	NUMBER OF DISCHARGES	ARITHMETIC MEAN LOS	10th PERCENTILE	25th PERCENTILE	50th PERCENTILE	75th PERCENTILE	90th PERCENTILE
187	757	4.2721	1	2	3	6	8
188	88737	5.5263	1	2	4	7	11
189	13136	3.0432	1	1	2	4	6
190	73	4.3151	1	2	3	6	10
191	9977	13.2726	3	6	9	16	27
192	1354	5.5945	1	3	5	7	10
193	4432	12.6645	5	7	10	15	24
194	536	6.5672	2	4	6	8	12
195	3755	10.1678	4	6	9	13	18
196	814	5.4435	2	3	5	7	9
197	18133	9.1175	3	5	7	11	16
198	4942	4.4201	2	3	4	6	8
199	1550	9.4632	2	4	7	12	20
200	970	10.1629	1	3	7	13	23
201	2622	14.0915	3	6	11	18	28
202	26092	6.2634	2	3	5	8	12
203	31266	6.6582	2	3	5	9	13
204	70402	5.6867	2	3	4	7	11
205	31263	6.0376	2	3	4	7	12
206	2060	3.8126	1	2	3	5	7
207	34932	5.2471	1	2	4	7	10
208	10111	2.9142	1	1	2	4	6
209	428407	4.7376	3	3	4	5	7
210	126654	6.833	3	4	6	8	11
211	28635	4.7882	3	3	4	6	7
212	3	2.3333	1	1	2	4	4

DRG	NUMBER OF DISCHARGES	ARITHMETIC MEAN LOS	10th PERCENTILE	25th PERCENTILE	50th PERCENTILE	75th PERCENTILE	90th PERCENTILE
213	10279	9.0624	2	4	7	12	18
216	12882	6.6737	1	1	4	9	15
217	17980	13.1046	3	5	9	16	27
218	27131	5.4836	2	3	4	7	10
219	21614	3.1617	1	2	3	4	5
220	1	4	4	4	4	4	4
223	13807	3.0716	1	1	2	4	6
224	11708	1.9002	1	1	1	2	3
225	6398	5.2394	1	2	4	7	11
226	6562	6.4611	1	3	4	8	14
227	5168	2.6697	1	1	2	3	5
228	2694	4.1682	1	1	3	5	9
229	1166	2.5232	1	1	2	3	5
230	2397	5.6854	1	2	4	7	12
232	771	2.8444	1	1	1	3	6
233	10176	7.5597	1	3	6	9	15
234	4964	3.3602	1	1	2	5	7
235	5089	4.7037	1	2	4	6	9
236	42197	4.5879	1	3	4	5	8
237	1906	3.8148	1	2	3	5	7
238	9608	8.5298	3	4	6	10	16
239	44888	6.1716	2	3	5	7	12
240	12568	6.6205	2	3	5	8	13
241	2999	3.7219	1	2	3	5	7
242	2770	6.8181	2	3	5	8	14
243	100914	4.6194	1	2	4	6	8

DRG	NUMBER OF DISCHARGES	ARITHMETIC MEAN LOS	10th PERCENTILE	25th PERCENTILE	50th PERCENTILE	75th PERCENTILE	90th PERCENTILE
244	15701	4.5535	1	2	4	6	8
245	5908	3.2656	1	2	3	4	6
246	1422	3.6392	1	2	3	4	7
247	21620	3.3317	1	2	3	4	6
248	14525	4.7452	1	2	4	6	9
249	13595	3.7892	1	1	3	5	8
250	3936	3.9291	1	2	3	5	7
251	2350	2.7728	1	1	2	4	5
253	23425	4.6073	2	3	4	6	8
254	10766	3.0764	1	2	3	4	5
256	6999	5.0696	1	2	4	6	10
257	14369	2.6835	1	1	2	3	5
258	13149	1.7876	1	1	2	2	3
259	3180	2.8333	1	1	1	3	7
260	3647	1.3921	1	1	1	1	2
261	1655	2.1221	1	1	1	2	4
262	635	4.7339	1	1	3	6	10
263	25744	11.3137	3	5	8	14	22
264	3992	6.4822	2	3	5	8	12
265	4064	6.7547	1	2	4	8	14
266	2511	3.2079	1	1	2	4	7
267	240	4.5083	1	1	3	5	11
268	939	3.6443	1	1	2	4	8
269	10289	8.5751	2	4	7	11	17
270	2841	3.6864	1	1	2	5	8
271	20318	7.0417	2	3	6	8	13

DRG	NUMBER OF DISCHARGES	ARITHMETIC MEAN LOS	10th PERCENTILE	25th PERCENTILE	50th PERCENTILE	75th PERCENTILE	90th PERCENTILE
272	5855	5.8963	2	3	5	7	11
273	1357	3.7244	1	2	3	5	7
274	2292	6.2818	1	3	5	8	13
275	178	2.9607	1	1	2	4	6
276	1374	4.6892	1	3	4	6	8
277	109526	5.639	2	3	5	7	10
278	33355	4.1329	2	2	4	5	7
279	7	13.2857	2	3	5	10	12
280	18712	4.0809	1	2	3	5	8
281	7376	2.8613	1	1	2	4	5
282	1	1	1	1	1	1	1
283	6146	4.6734	1	2	3	6	9
284	1872	2.9562	1	1	2	4	6
285	7168	10.3379	3	5	8	13	20
286	2635	5.5583	2	3	4	6	11
287	6451	10.047	3	5	7	12	19
288	8585	4.5236	2	3	3	5	7
289	6780	2.6313	1	1	1	2	5
290	10306	2.1494	1	1	1	2	4
291	70	1.5286	1	1	1	2	2
292	6966	10.2382	2	4	8	13	21
293	347	4.6398	1	2	3	6	10
294	99657	4.4051	1	2	3	5	8
295	3773	3.8113	1	2	3	5	7
296	261659	4.8543	1	2	4	6	9
297	47803	3.1356	1	2	3	4	6

DRG	NUMBER OF DISCHARGES	ARITHMETIC MEAN LOS	10th PERCENTILE	25th PERCENTILE	50th PERCENTILE	75th PERCENTILE	90th PERCENTILE
298	112	3.8036	1	2	2	4	8
299	1427	5.2432	1	2	4	7	10
300	19692	5.9634	2	3	5	7	11
301	3854	3.467	1	2	3	4	7
302	9174	8.2018	4	5	6	9	14
303	23084	7.7348	3	4	6	9	14
304	13293	8.6336	2	3	6	11	18
305	3090	3.3275	1	2	3	4	6
306	7046	5.3711	1	2	3	7	13
307	1928	2.0513	1	1	2	2	3
308	7475	5.9674	1	2	4	8	13
309	3863	2.0339	1	1	1	2	4
310	25684	4.4004	1	1	3	6	10
311	6929	1.8096	1	1	1	2	3
312	1532	4.6292	1	1	3	6	10
313	547	2.1865	1	1	1	3	4
314	1	1	1	1	1	1	1
315	36170	6.833	1	1	4	9	16
316	151112	6.419	2	3	5	8	13
317	2506	3.2781	1	1	2	4	7
318	5894	5.7586	1	2	4	7	12
319	395	2.7291	1	1	2	3	6
320	211563	5.1742	2	3	4	6	9
321	31404	3.6367	1	2	3	4	6
322	62	3.6774	1	2	3	4	8
323	20705	3.1506	1	1	2	4	6

DRG	NUMBER OF DISCHARGES	ARITHMETIC MEAN LOS	10th PERCENTILE	25th PERCENTILE	50th PERCENTILE	75th PERCENTILE	90th PERCENTILE
324	6273	1.8849	1	1	1	2	3
325	9673	3.7704	1	2	3	5	7
326	2781	2.6228	1	1	2	3	5
327	2	2.5	2	2	3	3	3
328	679	3.4035	1	1	3	4	7
329	64	2.1875	1	1	1	2	5
331	53860	5.5454	1	3	4	7	11
332	4708	3.2494	1	1	2	4	6
333	254	5.3346	1	2	4	7	12
334	10294	4.4511	2	3	4	5	7
335	12456	2.8907	1	2	3	3	4
336	33413	3.3342	1	2	2	4	7
337	26472	1.9733	1	1	2	2	3
338	713	5.6452	1	2	3	8	13
339	1446	5.2849	1	1	3	6	12
341	3617	2.9414	1	1	2	3	6
342	632	3.2136	1	1	2	4	7
344	3143	2.4846	1	1	1	2	6
345	1354	4.8774	1	1	3	6	11
346	4551	5.9866	1	3	5	8	12
347	279	2.681	1	1	2	3	6
348	3376	4.0678	1	2	3	5	8
349	538	2.5149	1	1	2	3	5
350	7072	4.5263	2	2	4	6	8
352	1083	4.1043	1	2	3	5	8
353	2662	6.4658	2	3	4	7	13

DRG	NUMBER OF DISCHARGES	ARITHMETIC MEAN LOS	10th PERCENTILE	25th PERCENTILE	50th PERCENTILE	75th PERCENTILE	90th PERCENTILE
354	7456	5.8298	2	3	4	7	10
355	5278	3.1465	2	2	3	4	5
356	25438	2.002	1	1	2	2	3
357	5611	8.2682	3	4	6	10	16
358	21261	4.0933	2	2	3	4	7
359	30076	2.504	1	2	2	3	4
360	15578	2.6847	1	1	2	3	4
361	297	3.5455	1	1	2	4	8
362	2	4	2	2	6	6	6
363	2441	3.8472	1	2	2	4	8
364	1466	4.4168	1	2	3	6	9
365	1677	7.9481	1	3	5	10	18
366	4709	6.6643	1	3	5	9	14
367	461	3.1974	1	1	2	4	6
368	3902	6.8042	2	3	5	9	14
369	3569	3.274	1	1	2	4	7
370	1654	5.4492	2	3	4	5	9
371	2026	3.4877	2	3	3	4	5
372	1080	3.5463	2	2	2	3	5
373	4563	2.2549	1	2	2	3	3
374	129	3.2791	2	2	2	3	6
375	4	5	2	2	3	6	9
376	313	3.5719	1	2	2	4	6
377	58	4.7586	1	2	3	6	10
378	189	2.1905	1	1	2	3	4
379	441	2.9683	1	1	2	3	5



DRG	NUMBER OF DISCHARGES	ARITHMETIC MEAN LOS	10th PERCENTILE	25th PERCENTILE	50th PERCENTILE	75th PERCENTILE	90th PERCENTILE
380	90	1.8667	1	1	1	2	3
381	205	2.1512	1	1	1	2	4
382	31	2.0323	1	1	1	2	5
383	2342	3.8173	1	1	3	4	8
384	139	2.0432	1	1	1	2	4
389	1	6	6	6	6	6	6
390	3	1	1	1	1	1	1
392	2145	9.4014	2	4	7	12	20
394	2635	7.2049	1	2	5	9	15
395	111631	4.3078	1	2	3	5	8
396	10	10.9	1	2	3	11	28
397	19389	5.1174	1	2	4	6	10
398	17914	5.899	2	3	5	7	11
399	1655	3.2417	1	2	3	4	6
401	5909	11.4529	2	5	8	15	23
402	1460	4.1055	1	1	3	5	9
403	31915	7.9385	2	3	6	10	16
404	4057	4.0752	1	2	3	5	8
406	2397	9.695	2	4	7	12	20
407	578	4.0121	1	2	4	5	7
408	2139	8.2599	1	2	5	10	20
409	2045	6.0421	1	3	4	6	12
410	28360	3.9528	1	2	3	5	6
411	7	1.7143	1	1	1	2	3
412	14	1.5714	1	1	1	1	3
413	5573	7.2571	2	3	6	9	14

DRG	NUMBER OF DISCHARGES	ARITHMETIC MEAN LOS	10th PERCENTILE	25th PERCENTILE	50th PERCENTILE	75th PERCENTILE	90th PERCENTILE
414	576	3.7934	1	2	3	5	7
415	46613	14.0943	4	6	10	18	28
416	211239	7.3439	2	3	6	9	14
417	26	5.2692	1	2	3	6	10
418	27571	6.1897	2	3	5	8	12
419	16859	4.6027	1	2	4	6	9
420	2935	3.2801	1	2	3	4	6
421	10692	4.1912	1	2	3	5	8
422	69	3.2609	1	2	3	4	5
423	8398	8.0666	2	3	6	10	17
424	1236	12.9045	1	4	8	15	27
425	15593	3.7773	1	2	3	5	7
426	4218	4.2079	1	2	3	5	8
427	1429	4.7026	1	2	3	6	9
428	783	7.5479	1	3	5	9	17
429	27474	5.6701	2	3	4	7	10
430	69331	7.7782	2	3	6	10	15
431	264	5.5379	1	2	4	7	12
432	401	4.4564	1	2	3	5	10
433	5563	2.9387	1	1	2	3	6
439	1683	8.6084	1	3	5	10	18
440	5913	8.8322	2	3	6	11	19
441	716	3.0796	1	1	2	4	6
442	17534	8.7763	2	3	6	11	18
443	3702	3.409	1	1	3	5	7
444	6068	4.1221	1	2	3	5	8

DRG	NUMBER OF DISCHARGES	ARITHMETIC MEAN LOS	10th PERCENTILE	25th PERCENTILE	50th PERCENTILE	75th PERCENTILE	90th PERCENTILE
445	2444	2.795	1	1	2	3	5
447	6434	2.5699	1	1	2	3	5
449	35730	3.6789	1	1	3	4	7
450	7634	1.9792	1	1	1	2	4
451	4	2.25	1	1	1	1	6
452	27359	4.9366	1	2	3	6	10
453	5568	2.8019	1	1	2	3	5
454	4339	4.2517	1	2	3	5	8
455	982	2.4073	1	1	2	3	5
461	5047	3.6269	1	1	2	4	8
462	8387	10.8424	4	6	9	14	20
463	29230	4.0186	1	2	3	5	8
464	7606	3.0039	1	1	2	4	5
465	205	2.922	1	1	2	4	6
466	1823	4.1218	1	1	2	4	8
467	1188	3.1776	1	1	2	3	6
468	53129	12.6385	3	6	10	16	25
471	14419	5.2721	3	3	4	6	8
473	8596	12.738	2	3	7	18	33
475	111499	11.1217	2	5	9	15	22
476	3234	10.7653	2	5	9	15	21
477	26328	8.1779	1	3	6	11	17
478	110542	7.2683	1	3	5	9	15
479	23879	3.042	1	1	2	4	6
480	726	18.7727	6	8	12	21	38
481	906	22.4603	13	16	20	25	36

DRG	NUMBER OF DISCHARGES	ARITHMETIC MEAN LOS	10th PERCENTILE	25th PERCENTILE	50th PERCENTILE	75th PERCENTILE	90th PERCENTILE
482	5153	11.7924	4	6	9	14	22
483	45507	38.5631	14	21	32	48	69
484	417	12.9209	2	5	10	17	26
485	3367	9.8055	4	5	7	11	19
486	2390	12.5975	2	6	10	17	26
487	4365	7.3097	1	3	6	9	15
488	799	17.1615	4	7	13	23	37
489	13830	8.2901	2	3	6	10	17
490	5245	5.2412	1	2	4	7	10
491	17323	3.3259	1	2	3	4	6
492	3357	14.9675	3	5	7	24	34
493	61397	6.0556	1	3	5	8	12
494	27337	2.6491	1	1	2	3	5
495	251	16.8924	8	10	13	19	35
496	4583	7.5365	3	4	5	8	15
497	25124	6.1632	3	4	5	7	10
498	17005	3.93	2	3	4	5	6
499	37564	4.4445	1	2	3	5	9
500	51080	2.3233	1	1	2	3	4
501	2824	10.0305	4	5	8	12	19
502	709	6.0014	3	4	5	7	10
503	5987	3.7758	1	2	3	5	7
504	129	30.9535	7	15	30	43	56
505	161	3.0994	1	1	1	3	7
506	1012	16.3715	4	7	13	21	33
507	320	9.2281	2	4	7	13	19

DRG	NUMBER OF DISCHARGES	ARITHMETIC MEAN LOS	10th PERCENTILE	25th PERCENTILE	50th PERCENTILE	75th PERCENTILE	90th PERCENTILE
508	642	7.2009	1	3	5	9	15
509	165	4.6182	1	2	3	7	9
510	1756	6.7733	1	2	4	8	14
511	627	4.075	1	1	3	5	9
512	546	13.8791	6	8	10	15	25
513	186	9.9839	6	7	8	11	18
515	13216	4.7344	1	1	2	6	12
516	80153	4.6356	2	2	4	5	9
517	182530	2.4972	1	1	1	3	5
518	48919	3.4839	1	1	2	4	8
519	10213	4.9014	1	1	3	6	11
520	14094	2.0541	1	1	1	2	4
521	32284	5.6066	2	3	4	7	11
522	5991	9.457	4	4	7	12	19
523	15718	3.9037	1	2	3	5	7
524	124140	3.2745	1	2	3	4	6
525	286	19.7657	2	5	11	23	48
526	11230	4.29	1	2	3	5	8
527	48921	2.1124	1	1	1	2	4
528	1775	16.853	5	9	15	22	30
529	3910	8.2079	1	2	5	11	19
530	2382	3.3123	1	1	2	4	6
531	4033	9.6653	2	4	7	13	20
532	3121	3.9263	1	1	3	5	8
533	43584	4.036	1	1	2	5	9
534	51140	1.9253	1	1	1	2	3

DRG	NUMBER OF DISCHARGES	ARITHMETIC MEAN LOS	10th PERCENTILE	25th PERCENTILE	50th PERCENTILE	75th PERCENTILE	90th PERCENTILE
535	9861	9.2395	1	3	8	12	19
536	25628	5.3897	1	2	4	7	12
537	7615	6.8759	1	3	5	8	14
538	6382	2.8688	1	1	2	4	6
539	4533	11.3812	2	4	8	14	24
540	1909	4.0215	1	2	3	5	8
	11940592						

TABLE 7B.--MEDICARE PROSPECTIVE PAYMENT SYSTEM SELECTED PERCENTILE LENGTHS OF STAY  
[FY 2003 MedPAR Update March 2004 Grouper V22]

DRG	NUMBER OF DISCHARGES	ARITHMETIC MEAN LENGTH OF STAY	10th PERCENTILE	25th PERCENTILE	50th PERCENTILE	75th PERCENTILE	90th PERCENTILE
1	22375	10.0109	3	5	8	13	20
2	10228	4.6239	1	2	4	6	9
3	2	5	5	5	5	5	5
6	369	3.4201	1	1	2	4	7
7	15317	9.6301	2	4	7	12	19
8	3943	2.7109	1	1	2	3	6
9	1822	5.7843	1	2	4	7	11
10	18971	6.1801	2	3	5	8	12
11	3398	3.852	1	2	3	5	8

DRG	NUMBER OF DISCHARGES	ARITHMETIC MEAN LENGTH OF STAY	10th PERCENTILE	25th PERCENTILE	50th PERCENTILE	75th PERCENTILE	90th PERCENTILE
12	53531	5.4886	2	3	4	7	10
13	7099	4.9131	2	3	4	6	8
14	242109	5.8155	2	3	5	7	11
15	83061	4.6577	1	2	4	6	8
16	10755	6.1592	2	3	5	8	12
17	2818	3.1427	1	1	2	4	6
18	30951	5.3791	2	3	4	7	10
19	8785	3.5014	1	2	3	5	7
20	6567	10.0853	3	5	8	13	20
21	2193	6.6617	2	3	5	8	13
22	3190	5.1147	2	2	4	6	10
23	11892	4.185	1	2	3	5	8
24	61163	4.7926	1	2	4	6	9
25	28567	3.1367	1	2	3	4	6
26	32	3.2188	1	1	2	3	5
27	5024	5.045	1	1	3	6	11
28	15971	5.953	1	3	4	8	12
29	5843	3.3799	1	1	3	4	7
31	4676	3.9589	1	2	3	5	8
32	1984	2.5338	1	1	2	3	5
34	25344	4.8242	1	2	4	6	9
35	7921	3.0949	1	1	3	4	6
36	1620	1.5747	1	1	1	1	2
37	1381	3.9421	1	1	3	5	9
38	78	2.2692	1	1	2	2	4
39	552	2.2228	1	1	1	2	5
40	1523	4.1064	1	1	3	5	8

DRG	NUMBER OF DISCHARGES	ARITHMETIC MEAN LENGTH OF STAY	10th PERCENTILE	25th PERCENTILE	50th PERCENTILE	75th PERCENTILE	90th PERCENTILE
42	1255	2.8104	1	1	2	3	6
43	126	3.4365	1	2	3	5	6
44	1244	4.9526	2	3	4	6	9
45	2843	3.1815	1	2	3	4	6
46	3579	4.2626	1	2	3	5	8
47	1394	3.1793	1	1	3	4	6
48	1	1	1	1	1	1	1
49	2345	4.6119	1	2	3	6	9
50	2260	1.931	1	1	1	2	3
51	235	2.8426	1	1	1	3	7
52	175	2.1886	1	1	1	2	4
53	2250	3.5787	1	1	2	4	8
55	1463	2.8961	1	1	1	3	7
56	473	2.7484	1	1	2	3	6
57	726	3.8609	1	1	2	4	8
59	120	2.4833	1	1	1	3	6
60	5	1.2	1	1	1	1	2
61	259	5.8301	1	1	3	8	12
62	2	2	2	2	2	2	2
63	2766	4.4338	1	1	3	5	9
64	3235	6.5165	1	2	4	8	14
65	41089	2.7971	1	1	2	4	5
66	7923	3.0939	1	1	2	4	6
67	409	3.5452	1	2	3	5	6
68	8865	3.7331	1	2	3	5	7
69	2991	2.8917	1	2	2	4	5
70	26	2.8846	1	2	2	3	5



DRG	NUMBER OF DISCHARGES	ARITHMETIC MEAN LENGTH OF STAY	10th PERCENTILE	25th PERCENTILE	50th PERCENTILE	.75th PERCENTILE	90th PERCENTILE
71	67	3.5821	2	2	3	4	6
72	1222	3.5499	1	2	3	4	7
73	7965	4.4682	1	2	3	6	9
74	1	1	1	1	1	1	1
75	43626	9.89	3	5	7	12	20
76	46383	10.9674	3	5	9	14	21
77	2334	4.7198	1	2	4	7	9
78	43035	6.4116	3	4	6	8	11
79	173577	8.324	3	4	7	11	16
80	7941	5.3688	2	3	4	7	10
81	5	15.6	1	1	16	25	26
82	65659	6.7526	2	3	5	9	13
83	6987	5.3255	2	3	4	7	10
84	1511	3.1688	1	2	3	4	6
85	22555	6.3151	2	3	5	8	12
86	2072	3.5917	1	2	3	5	7
87	67158	6.387	2	3	5	8	12
88	397831	4.967	2	3	4	6	9
89	520728	5.7106	2	3	5	7	10
90	44126	3.8613	2	2	3	5	7
91	45	3.4	2	2	3	4	6
92	16654	6.2137	2	3	5	8	12
93	1672	3.9611	1	2	3	5	7
94	13213	6.1666	2	3	5	8	12
95	1607	3.6963	1	2	3	5	7
96	51146	4.4177	2	2	4	6	8
97	26251	3.4191	1	2	3	4	6

DRG	NUMBER OF DISCHARGES	ARITHMETIC MEAN LENGTH OF STAY	10th PERCENTILE	25th PERCENTILE	50th PERCENTILE	75th PERCENTILE	90th PERCENTILE
98	16	3.0625	1	2	3	4	5
99	21904	3.1584	1	1	2	4	6
100	7631	2.1308	1	1	2	3	4
101	23220	4.332	1	2	3	5	8
102	5551	2.5444	1	1	2	3	5
103	654	42.2003	9	13	23	52	95
104	20938	14.6464	6	8	12	18	26
105	30734	9.9485	4	6	8	12	18
106	3496	11.2677	5	7	10	14	19
107	78578	10.5472	5	7	9	12	17
108	7063	9.56	1	5	8	12	19
109	54622	7.7476	4	5	6	9	13
110	55658	8.6488	1	4	7	11	18
111	9467	3.6791	1	1	3	5	7
113	38625	12.5469	4	6	10	16	24
114	8391	8.6825	2	4	7	11	17
115	21875	6.9858	1	2	6	9	14
116	117841	4.3245	1	1	3	6	9
117	4893	4.3266	1	1	2	5	10
118	8369	3.0109	1	1	2	4	7
119	1106	5.3626	1	1	3	7	13
120	37019	8.8757	1	3	6	12	19
121	164526	6.2408	2	3	5	8	12
122	70977	3.4261	1	2	3	4	6
123	36348	4.7034	1	1	3	6	11
124	134665	4.4282	1	2	3	6	9
125	93393	2.7699	1	1	2	4	5

DRG	NUMBER OF DISCHARGES	ARITHMETIC MEAN LENGTH OF STAY	10th PERCENTILE	25th PERCENTILE	50th PERCENTILE	75th PERCENTILE	90th PERCENTILE
126	5608	11.2521	3	6	9	14	21
127	695039	5.1717	2	3	4	6	10
128	6166	5.4439	2	3	5	7	9
129	4009	2.664	1	1	1	3	6
130	90425	5.5266	2	3	5	7	10
131	25763	3.9355	1	2	4	5	7
132	128888	2.8488	1	1	2	4	5
133	7595	2.2387	1	1	2	3	4
134	42749	3.1466	1	2	2	4	6
135	7508	4.4305	1	2	3	6	9
136	1098	2.6166	1	1	2	3	5
137	1	3	3	3	3	3	3
138	205352	3.9632	1	2	3	5	8
139	82435	2.4631	1	1	2	3	5
140	46070	2.4929	1	1	2	3	5
141	115038	3.507	1	2	3	4	7
142	52791	2.5324	1	1	2	3	5
143	246902	2.1064	1	1	2	3	4
144	97288	5.6578	1	2	4	7	12
145	6723	2.582	1	1	2	3	5
146	10910	10.0583	5	6	8	12	17
147	2706	6.0237	3	4	6	7	9
148	136412	12.2181	5	7	10	15	22
149	20012	6.0961	3	4	6	7	9
150	22167	10.9947	4	6	9	14	20
151	5303	5.4103	1	3	5	7	10
152	4815	8.0366	3	5	7	9	14

DRG	NUMBER OF DISCHARGES	ARITHMETIC MEAN LENGTH OF STAY	10th PERCENTILE	25th PERCENTILE	50th PERCENTILE	75th PERCENTILE	90th PERCENTILE
153	2129	5.1414	3	4	5	6	8
154	28635	13.2925	3	6	10	17	26
155	6507	4.108	1	2	3	6	8
156	8	9.875	3	5	6	13	15
157	8333	5.6261	1	2	4	7	11
158	4134	2.6357	1	1	2	3	5
159	18831	5.1185	1	2	4	7	10
160	12082	2.6958	1	1	2	4	5
161	10744	4.3545	1	2	3	6	9
162	5974	2.0233	1	1	1	2	4
163	10	3.7	2	3	3	4	5
164	5843	8.2321	3	5	7	10	15
165	2473	4.3	2	3	4	6	7
166	4515	4.6478	1	2	4	6	9
167	4395	2.3078	1	1	2	3	4
168	1548	4.6912	1	2	3	6	10
169	850	2.5271	1	1	2	3	6
170	17113	10.8018	2	5	8	14	22
171	1464	4.2623	1	2	3	6	8
172	32132	6.9433	2	3	5	9	14
173	2569	3.6734	1	1	3	5	7
174	260206	4.7487	2	3	4	6	9
175	33999	2.8945	1	2	3	4	5
176	13078	5.2662	2	3	4	6	10
177	8778	4.559	2	2	4	6	8
178	3250	3.0714	1	2	3	4	6
179	14137	5.9196	2	3	5	7	11

DRG	NUMBER OF DISCHARGES	ARITHMETIC MEAN LENGTH OF STAY	10th PERCENTILE	25th PERCENTILE	50th PERCENTILE	75th PERCENTILE	90th PERCENTILE
180	93166	5.3582	2	3	4	7	10
181	26691	3.3583	1	2	3	4	6
182	293203	4.3843	1	2	3	5	8
183	91258	2.8934	1	1	2	4	5
184	63	3.254	1	1	2	4	6
185	5756	4.6675	1	2	3	6	9
186	5	5.8	2	2	4	7	13
187	757	4.2721	1	2	3	6	8
188	88737	5.5263	1	2	4	7	11
189	13136	3.0432	1	1	2	4	6
190	73	4.3151	1	2	3	6	10
191	9977	13.2726	3	6	9	16	27
192	1354	5.5945	1	3	5	7	10
193	4432	12.6645	5	7	10	15	24
194	536	6.5672	2	4	6	8	12
195	3755	10.1678	4	6	9	13	18
196	814	5.4435	2	3	5	7	9
197	18133	9.1175	3	5	7	11	16
198	4942	4.4201	2	3	4	6	8
199	1550	9.4632	2	4	7	12	20
200	970	10.1629	1	3	7	13	23
201	2622	14.0915	3	6	11	18	28
202	26092	6.2634	2	3	5	8	12
203	31266	6.6582	2	3	5	9	13
204	70402	5.6867	2	3	4	7	11
205	31263	6.0376	2	3	4	7	12
206	2060	3.8126	1	2	3	5	7

DRG	NUMBER OF DISCHARGES	ARITHMETIC MEAN LENGTH OF STAY	10th PERCENTILE	25th PERCENTILE	50th PERCENTILE	75th PERCENTILE	90th PERCENTILE
207	34932	5.2471	1	2	4	7	10
208	10111	2.9142	1	1	2	4	6
209	428396	4.7375	3	3	4	5	7
210	126560	6.826	3	4	6	8	11
211	28631	4.7884	3	3	4	6	7
212	3	2.3333	1	1	2	4	4
213	10346	9.111	2	4	7	12	18
216	12623	6.5582	1	1	4	9	15
217	17825	13.0033	3	5	9	16	27
218	27131	5.4836	2	3	4	7	10
219	21614	3.1617	1	2	3	4	5
220	1	4	4	4	4	4	4
223	13807	3.0716	1	1	2	4	6
224	11708	1.9002	1	1	1	2	3
225	6398	5.2394	1	2	4	7	11
226	6562	6.4611	1	3	4	8	14
227	5168	2.6697	1	1	2	3	5
228	2694	4.1682	1	1	3	5	9
229	1166	2.5232	1	1	2	3	5
230	2397	5.6854	1	2	4	7	12
232	771	2.8444	1	1	1	3	6
233	10176	7.5597	1	3	6	9	15
234	4964	3.3602	1	1	2	5	7
235	5089	4.7037	1	2	4	6	9
236	42197	4.5879	1	3	4	5	8
237	1906	3.8148	1	2	3	5	7
238	9608	8.5298	3	4	6	10	16

DRG	NUMBER OF DISCHARGES	ARITHMETIC MEAN LENGTH OF STAY	10th PERCENTILE	25th PERCENTILE	50th PERCENTILE	75th PERCENTILE	90th PERCENTILE
239	44888	6.1716	2	3	5	7	12
240	12568	6.6205	2	3	5	8	13
241	2999	3.7219	1	2	3	5	7
242	2770	6.8181	2	3	5	8	14
243	100914	4.6194	1	2	4	6	8
244	15701	4.5535	1	2	4	6	8
245	5908	3.2656	1	2	3	4	6
246	1422	3.6392	1	2	3	4	7
247	21620	3.3317	1	2	3	4	6
248	14525	4.7452	1	2	4	6	9
249	13595	3.7892	1	1	3	5	8
250	3936	3.9291	1	2	3	5	7
251	2350	2.7728	1	1	2	4	5
253	23425	4.6073	2	3	4	6	8
254	10766	3.0764	1	2	3	4	5
256	6999	5.0696	1	2	4	6	10
257	14369	2.6835	1	1	2	3	5
258	13149	1.7876	1	1	2	2	3
259	3180	2.8333	1	1	1	3	7
260	3647	1.3921	1	1	1	1	2
261	1655	2.1221	1	1	1	2	4
262	635	4.7339	1	1	3	6	10
263	25744	11.3137	3	5	8	14	22
264	3992	6.4822	2	3	5	8	12
265	4064	6.7547	1	2	4	8	14
266	2511	3.2079	1	1	2	4	7
267	240	4.5083	1	1	3	5	11

DRG	NUMBER OF DISCHARGES	ARITHMETIC MEAN LENGTH OF STAY	10th PERCENTILE	25th PERCENTILE	50th PERCENTILE	75th PERCENTILE	90th PERCENTILE
268	939	3.6443	1	1	2	4	8
269	10289	8.5751	2	4	7	11	17
270	2841	3.6864	1	1	2	5	8
271	20318	7.0417	2	3	6	8	13
272	5855	5.8963	2	3	5	7	11
273	1357	3.7244	1	2	3	5	7
274	2292	6.2818	1	3	5	8	13
275	178	2.9607	1	1	2	4	6
276	1374	4.6892	1	3	4	6	8
277	109526	5.639	2	3	5	7	10
278	33355	4.1329	2	2	4	5	7
279	7	13.2857	2	3	5	10	12
280	18712	4.0809	1	2	3	5	8
281	7376	2.8613	1	1	2	4	5
282	1	1	1	1	1	1	1
283	6146	4.6734	1	2	3	6	9
284	1872	2.9562	1	1	2	4	6
285	7168	10.3379	3	5	8	13	20
286	2635	5.5583	2	3	4	6	11
287	6451	10.047	3	5	7	12	19
288	8585	4.5236	2	3	3	5	7
289	6780	2.6313	1	1	1	2	5
290	10306	2.1494	1	1	1	2	4
291	70	1.5286	1	1	1	2	2
292	6966	10.2382	2	4	8	13	21
293	347	4.6398	1	2	3	6	10
294	99657	4.4051	1	2	3	5	8



DRG	NUMBER OF DISCHARGES	ARITHMETIC MEAN LENGTH OF STAY	10th PERCENTILE	25th PERCENTILE	50th PERCENTILE	75th PERCENTILE	90th PERCENTILE
295	3773	3.8113	1	2	3	5	7
296	261659	4.8543	1	2	4	6	9
297	47803	3.1356	1	2	3	4	6
298	112	3.8036	1	2	2	4	8
299	1427	5.2432	1	2	4	7	10
300	19692	5.9634	2	3	5	7	11
301	3854	3.467	1	2	3	4	7
302	9174	8.2018	4	5	6	9	14
303	23084	7.7348	3	4	6	9	14
304	13293	8.6336	2	3	6	11	18
305	3090	3.3275	1	2	3	4	6
306	7046	5.3711	1	2	2	7	13
307	1928	2.0513	1	1	2	2	3
308	7475	5.9674	1	2	4	8	13
309	3863	2.0339	1	1	1	2	4
310	25684	4.4004	1	1	3	6	10
311	6929	1.8096	1	1	1	2	3
312	1532	4.6292	1	1	3	6	10
313	547	2.1865	1	1	1	3	4
314	1	1	1	1	1	1	1
315	36170	6.833	1	1	4	9	16
316	151112	6.419	2	3	5	8	13
317	2506	3.2781	1	1	2	4	7
318	5894	5.7586	1	2	4	7	12
319	395	2.7291	1	1	2	3	6
320	211563	5.1742	2	3	4	6	9
321	31404	3.6367	1	2	3	4	6

DRG	NUMBER OF DISCHARGES	ARITHMETIC MEAN LENGTH OF STAY	10th PERCENTILE	25th PERCENTILE	50th PERCENTILE	75th PERCENTILE	90th PERCENTILE
322	62	3.6774	1	2	3	4	8
323	20705	3.1506	1	1	2	4	6
324	6273	1.8849	1	1	1	2	3
325	9673	3.7704	1	2	3	5	7
326	2781	2.6228	1	1	2	3	5
327	2	2.5	2	2	3	3	3
328	679	3.4035	1	1	3	4	7
329	64	2.1875	1	1	1	2	5
331	53860	5.5454	1	3	4	7	11
332	4708	3.2494	1	1	2	4	6
333	254	5.3346	1	2	4	7	12
334	10294	4.4511	2	3	4	5	7
335	12456	2.8907	1	2	3	3	4
336	33413	3.3342	1	2	2	4	7
337	26472	1.9733	1	1	2	2	3
338	713	5.6452	1	2	3	8	13
339	1446	5.2849	1	1	3	6	12
341	3617	2.9414	1	1	2	3	6
342	632	3.2136	1	1	2	4	7
344	3143	2.4846	1	1	1	2	6
345	1354	4.8774	1	1	3	6	11
346	4551	5.9866	1	3	5	8	12
347	279	2.681	1	1	2	3	6
348	3376	4.0678	1	2	3	5	8
349	538	2.5149	1	1	2	3	5
350	7072	4.5263	2	2	4	6	8
352	1083	4.1043	1	2	3	5	8

DRG	NUMBER OF DISCHARGES	ARITHMETIC MEAN LENGTH OF STAY	10th PERCENTILE	25th PERCENTILE	50th PERCENTILE	75th PERCENTILE	90th PERCENTILE
353	2662	6.4658	2	3	4	7	13
354	7456	5.8298	2	3	4	7	10
355	5278	3.1465	2	2	3	4	5
356	25438	2.002	1	1	2	2	3
357	5611	8.2682	3	4	6	10	16
358	21261	4.0933	2	2	3	4	7
359	30076	2.504	1	2	2	3	4
360	15578	2.6847	1	1	2	3	4
361	297	3.5455	1	1	2	4	8
362	2	4	2	2	6	6	6
363	2441	3.8472	1	2	2	4	8
364	1466	4.4168	1	2	3	6	9
365	1677	7.9481	1	3	5	10	18
366	4709	6.6643	1	3	5	9	14
367	461	3.1974	1	1	2	4	6
368	3902	6.8042	2	3	5	9	14
369	3569	3.274	1	1	2	4	7
370	1654	5.4492	2	3	4	5	9
371	2026	3.4877	2	3	3	4	5
372	1080	3.5463	2	2	2	3	5
373	4563	2.2549	1	2	2	3	3
374	129	3.2791	2	2	2	3	6
375	4	5	2	2	3	6	9
376	313	3.5719	1	2	2	4	6
377	58	4.7586	1	2	3	6	10
378	189	2.1905	1	1	2	3	4
379	441	2.9683	1	1	2	3	5

DRG	NUMBER OF DISCHARGES	ARITHMETIC MEAN LENGTH OF STAY	10th PERCENTILE	25th PERCENTILE	50th PERCENTILE	75th PERCENTILE	90th PERCENTILE
380	90	1.8667	1	1	1	2	3
381	205	2.1512	1	1	1	2	4
382	31	2.0323	1	1	1	2	5
383	2342	3.8173	1	1	3	4	8
384	139	2.0432	1	1	1	2	4
389	1	6	6	6	6	6	6
390	3	1	1	1	1	1	1
392	2145	9.4014	2	4	7	12	20
394	2635	7.2049	1	2	5	9	15
395	111631	4.3078	1	2	3	5	8
396	10	10.9	1	2	3	11	28
397	19389	5.1174	1	2	4	6	10
398	17914	5.899	2	3	5	7	11
399	1655	3.2417	1	2	3	4	6
401	5909	11.4529	2	5	8	15	23
402	1460	4.1055	1	1	3	5	9
403	31915	7.9385	2	3	6	10	16
404	4057	4.0752	1	2	3	5	8
406	2397	9.695	2	4	7	12	20
407	578	4.0121	1	2	4	5	7
408	2139	8.2599	1	2	5	10	20
409	2045	6.0421	1	3	4	6	12
410	28360	3.9528	1	2	3	5	6
411	7	1.7143	1	1	1	2	3
412	14	1.5714	1	1	1	1	3
413	5573	7.2571	2	3	6	9	14
414	576	3.7934	1	2	3	5	7

DRG	NUMBER OF DISCHARGES	ARITHMETIC MEAN LENGTH OF STAY	10th PERCENTILE	25th PERCENTILE	50th PERCENTILE	75th PERCENTILE	90th PERCENTILE
415	46613	14.0943	4	6	10	18	28
416	211239	7.3439	2	3	6	9	14
417	26	5.2692	1	2	3	6	10
418	27571	6.1897	2	3	5	8	12
419	16859	4.6027	1	2	4	6	9
420	2935	3.2801	1	2	3	4	6
421	10692	4.1912	1	2	3	5	8
422	69	3.2609	1	2	3	4	5
423	8398	8.0666	2	3	6	10	17
424	1236	12.9045	1	4	8	15	27
425	15593	3.7773	1	2	3	5	7
426	4218	4.2079	1	2	3	5	8
427	1429	4.7026	1	2	3	6	9
428	783	7.5479	1	3	5	9	17
429	27474	5.6701	2	3	4	7	10
430	69331	7.7782	2	3	6	10	15
431	264	5.5379	1	2	4	7	12
432	401	4.4564	1	2	3	5	10
433	5563	2.9387	1	1	2	3	6
439	1683	8.6084	1	3	5	10	18
440	5913	8.8322	2	3	6	11	19
441	716	3.0796	1	1	2	4	6
442	17534	8.7763	2	3	6	11	18
443	3702	3.409	1	1	3	5	7
444	6068	4.1221	1	2	3	5	8
445	2444	2.795	1	1	2	3	5
447	6434	2.5699	1	1	2	3	5

DRG	NUMBER OF DISCHARGES	ARITHMETIC MEAN LENGTH OF STAY	10th PERCENTILE	25th PERCENTILE	50th PERCENTILE	75th PERCENTILE	90th PERCENTILE
449	35730	3.6789	1	1	3	4	7
450	7634	1.9792	1	1	1	2	4
451	4	2.25	1	1	1	1	6
452	27359	4.9366	1	2	3	6	10
453	5568	2.8019	1	1	2	3	5
454	4339	4.2517	1	2	3	5	8
455	982	2.4073	1	1	2	3	5
461	5047	3.6269	1	1	2	4	8
462	8387	10.8424	4	6	9	14	20
463	29230	4.0186	1	2	3	5	8
464	7606	3.0039	1	1	2	4	5
465	205	2.922	1	1	2	4	6
466	1823	4.1218	1	1	2	4	8
467	1188	3.1776	1	1	2	3	6
468	49459	12.8334	3	6	10	17	25
471	14419	5.2721	3	3	4	6	8
473	8596	12.738	2	3	7	18	33
475	111499	11.1217	2	5	9	15	22
476	3237	10.772	2	5	9	15	21
477	29995	8.4012	1	3	6	11	18
478	110542	7.2683	1	3	5	9	15
479	23879	3.042	1	1	2	4	6
480	730	18.8603	6	8	12	22	39
481	906	22.4603	13	16	20	25	36
482	5153	11.7924	4	6	9	14	22
484	417	12.9209	2	5	10	17	26
485	3367	9.8055	4	5	7	11	19

DRG	NUMBER OF DISCHARGES	ARITHMETIC MEAN LENGTH OF STAY	10th PERCENTILE	25th PERCENTILE	50th PERCENTILE	75th PERCENTILE	90th PERCENTILE
486	2390	12.5975	2	6	10	17	26
487	4365	7.3097	1	3	6	9	15
488	778	17.0039	4	7	13	22	36
489	13840	8.2996	2	3	6	10	17
490	5256	5.2812	1	2	4	7	10
491	17321	3.3241	1	2	3	4	6
492	3357	14.9675	3	5	7	24	34
493	61397	6.0556	1	3	5	8	12
494	27337	2.6491	1	1	2	3	5
495	251	16.8924	8	10	13	19	35
496	3362	8.8986	3	4	6	11	18
497	26119	6.2791	3	4	5	7	11
498	17645	3.9294	2	3	4	5	6
499	37560	4.4435	1	2	3	5	9
500	51075	2.3232	1	1	2	3	4
501	2824	10.0305	4	5	8	12	19
502	709	6.0014	3	4	5	7	10
503	5996	3.783	1	2	3	5	7
504	176	29.125	9	16	25	40	54
505	191	4.3874	1	1	2	5	11
506	944	16.1547	4	7	13	21	33
507	317	9.1104	2	4	7	13	19
508	636	7.1289	1	3	5	9	15
509	165	4.6182	1	2	3	7	9
510	1756	6.7733	1	2	4	8	14
511	627	4.075	1	1	3	5	9
512	546	13.8791	6	8	10	15	25

DRG	NUMBER OF DISCHARGES	ARITHMETIC MEAN LENGTH OF STAY	10th PERCENTILE	25th PERCENTILE	50th PERCENTILE	75th PERCENTILE	90th PERCENTILE
513	186	9.9839	6	7	8	11	18
515	13216	4.7344	1	1	2	6	12
516	80153	4.6356	2	2	4	5	9
517	182530	2.4972	1	1	1	3	5
518	48917	3.4836	1	1	2	4	8
519	10249	4.9357	1	1	3	6	12
520	14102	2.0547	1	1	1	2	4
521	32284	5.6066	2	3	4	7	11
522	5991	9.457	4	4	7	12	19
523	15718	3.9037	1	2	3	5	7
524	124140	3.2745	1	2	3	4	6
525	347	15.2882	1	4	9	16	27
526	11230	4.29	1	2	3	5	8
527	48921	2.1124	1	1	1	2	4
528	1775	16.853	5	9	15	22	30
529	3910	8.2079	1	2	5	11	19
530	2382	3.3123	1	1	2	4	6
531	4033	9.6653	2	4	7	13	20
532	3121	3.9263	1	1	3	5	8
533	43584	4.036	1	1	2	5	9
534	51140	1.9253	1	1	1	2	3
535	9861	9.2395	1	3	8	12	19
536	25628	5.3897	1	2	4	7	12
537	7615	6.8759	1	3	5	8	14
538	6382	2.8688	1	1	2	4	6
539	4533	11.3812	2	4	8	14	24
540	1909	4.0215	1	2	3	5	8
541	22482	43.5101	17	25	36	54	77
542	23013	33.698	13	19	28	41	60
543	5413	12.1363	2	5	10	17	24
	11940592						



TABLE 8A.—STATEWIDE AVERAGE OPERATING COST-TO-CHARGE RATIOS—JULY 2004

State	Urban	Rural
Alabama	0.291	0.358
Alaska	0.460	0.782
Arizona	0.307	0.506
Arkansas	0.381	0.413
California	0.267	0.377
Colorado	0.338	0.508
Connecticut	0.460	0.535
Delaware	0.551	0.549
District of Columbia	0.398	
Florida	0.269	0.318
Georgia	0.386	0.453
Hawaii	0.407	0.494
Idaho	0.497	0.568
Illinois	0.350	0.452
Indiana	0.456	0.493
Iowa	0.424	0.547
Kansas	0.328	0.521
Kentucky	0.421	0.410
Louisiana	0.315	0.404
Maine	0.512	0.498
Maryland	0.759	0.836
Massachusetts	0.488	
Michigan	0.406	0.519
Minnesota	0.424	0.535
Mississippi	0.382	0.403
Missouri	0.351	0.428
Montana	0.464	0.497
Nebraska	0.371	0.523
Nevada	0.257	0.526
New Hampshire	0.488	0.544
New Jersey	0.219	
New Mexico	0.444	0.431
New York	0.399	0.530
North Carolina	0.474	0.450
North Dakota	0.550	0.491
Ohio	0.411	0.560
Oklahoma	0.352	0.460
Oregon	0.514	0.507

State	Urban	Rural
Pennsylvania	0.319	0.493
Puerto Rico	0.477	
Rhode Island	0.437	
South Carolina	0.343	0.370
South Dakota	0.399	0.511
Tennessee	0.354	0.436
Texas	0.320	0.406
Utah	0.451	0.601
Vermont	0.569	0.650
Virginia	0.410	0.435
Washington	0.469	0.544
West Virginia	0.535	0.498
Wisconsin	0.467	0.516
Wyoming	0.442	0.637

**TABLE 8B.—STATEWIDE AVERAGE CAPITAL  
COST-TO-CHARGE RATIOS—JULY 2004**

State	Ratio
Alabama	0.029
Alaska	0.049
Arizona	0.031
Arkansas	0.036
California	0.021
Colorado	0.031
Connecticut	0.034
Delaware	0.045
District of Columbia	0.03
Florida	0.027
Georgia	0.036
Hawaii	0.033
Idaho	0.042
Illinois	0.03
Indiana	0.044
Iowa	0.036
Kansas	0.035
Kentucky	0.036
Louisiana	0.033

State	Ratio
Maine	0.038
Maryland	0.013
Massachusetts	0.039
Michigan	0.038
Minnesota	0.037
Mississippi	0.033
Missouri	0.032
Montana	0.042
Nebraska	0.039
Nevada	0.023
New Hampshire	0.043
New Jersey	0.017
New Mexico	0.036
New York	0.037
North Carolina	0.039
North Dakota	0.048
Ohio	0.035
Oklahoma	0.033
Oregon	0.041
Pennsylvania	0.028
Puerto Rico	0.036
Rhode Island	0.021
South Carolina	0.03
South Dakota	0.045
Tennessee	0.036
Texas	0.032
Utah	0.044
Vermont	0.045
Virginia	0.042
Washington	0.04
West Virginia	0.037
Wisconsin	0.042
Wyoming	0.049

**TABLE 9A<sub>1</sub>.--HOSPITAL RECLASSIFICATIONS AND REDESIGNATIONS  
BY INDIVIDUAL HOSPITAL AND BY MSA**

Provider Number	Actual MSA or rural area	Wage index MSA Reclassification	Lugar
010005	01	1000	
010008	01	5240	
010010	01	3440	Lugar
010029	0580	1800	
010035	01	1000	
010043	01	1000	Lugar
010045	01	8600	
010065	01	0580	
010072	01	0450	Lugar
010101	01	0450	Lugar
010118	01	5240	
010120	01	5160	
010126	01	5240	
010143	01	1000	
010158	01	2030	
020005	02	0380	
020006	02	0380	
030007	03	2620	
030012	03	6200	
030033	03	2620	
040014	04	4400	
040017	04	7920	
040019	04	4920	
040020	3700	4920	
040027	04	7920	
040041	04	4400	
040045	04	8600	
040047	04	26	
040066	04	4400	
040069	04	4920	
040072	04	4400	
040076	04	4400	
040078	04	4400	
040080	04	3700	

Provider Number	Actual MSA or rural area	Wage index MSA Reclassification	Lugar
040088	04	7680	
040091	04	8360	
040119	04	4400	
050014	05	6920	
050042	05	6690	
050046	8735	4480	
050071	7400	5775	
050073	8720	5775	
050076	7360	5775	
050082	8735	4480	
050150	05	6920	
050159	8735	4480	
050174	7500	8720	
050177	8735	4480	
050228	7360	5775	
050236	8735	4480	
050251	05	6720	
050296	05	7400	
050325	05	5170	
050394	8735	4480	
050419	05	6690	
050430	05	6720	
050510	7360	5775	
050541	7360	5775	
050569	05	7500	
050609	5945	4480	
050616	8735	4480	
050668	7360	5775	
050686	6780	5945	
050690	7500	8720	
060001	3060	2080	
060003	1125	2080	
060027	1125	2080	
060044	06	2080	
060049	06	2670	
060096	06	2080	
060103	1125	2080	
070006	5483	5600	

Provider Number	Actual MSA or rural area	Wage index MSA Reclassification	Lugar
070015	3283	5600	
070018	5483	5600	
070033	5483	5600	
080004	2190	9160	
080007	08	0560	
100022	5000	2680	
100023	10	5690	
100024	10	5000	
100045	2020	5960	
100049	10	3980	
100098	10	8960	Lugar
100103	10	3600	Lugar
100105	10	2710	
100109	10	5960	
100150	10	5000	
100176	8960	2710	
100217	10	2710	
100232	10	5790	
100249	10	5790	
110001	11	0520	
110002	11	0520	
110003	11	3600	
110016	11	1800	
110023	11	0520	
110025	11	3600	
110029	11	0520	
110038	11	10	
110040	11	0500	Lugar
110041	11	0500	
110054	11	0520	
110075	11	7520	
110122	11	10	
110128	11	7520	
110150	11	4680	
110168	11	0520	
110187	11	0520	
110189	11	0520	
110205	11	0520	

Provider Number	Actual MSA or rural area	Wage index MSA Reclassification	Lugar
120026	12	3320	
130002	13	29	
130003	13	50	
130018	13	6340	
130026	13	6340	
130049	13	7840	
140012	14	1600	
140015	14	7040	
140027	14	1960	
140032	14	7040	
140034	14	7040	
140040	14	1960	
140043	14	6880	
140046	14	7040	
140058	14	7880	
140086	14	7040	Lugar
140102	14	7880	Lugar
140110	14	6120	
140137	14	7040	
140141	14	7040	Lugar
140143	14	6120	
140160	14	6880	
140161	14	1600	
140164	14	7040	
140189	14	1400	
140230	14	1400	Lugar
140234	14	6120	
140271	14	7880	Lugar
150002	2960	1600	
150004	2960	1600	
150006	15	7800	
150008	2960	1600	
150011	15	3480	
150015	15	1600	
150030	15	3480	Lugar
150069	15	1640	
150076	15	7800	
150090	2960	1600	

Provider Number	Actual MSA or rural area	Wage index MSA Reclassification	Lugar
150112	15	3480	
150125	2960	1600	
150126	2960	1600	
150132	2960	1600	
150133	15	2330	
150146	15	2330	
150147	2960	1600	
160001	16	2120	
160016	16	2120	
160037	16	24	
160057	16	3500	
160080	16	6880	
160089	16	2120	
160147	16	2120	
170006	17	3710	
170010	17	8560	
170012	17	9040	
170013	17	9040	
170014	17	3760	
170020	1	9040	
170023	17	9040	
170033	17	9040	
170045	17	8440	
170058	17	3710	
170060	17	28	
170094	17	8440	
170120	17	3710	
170131	17	8440	Lugar
170145	17	8560	
170175	17	9040	
180005	18	3400	
180011	18	4280	
180012	18	4520	
180013	18	5360	
180016	18	4520	
180018	18	4280	
180027	18	1660	
180028	18	3400	



Provider Number	Actual MSA or rural area	Wage index MSA Reclassification	Lugar
180029	18	3660	
180044	18	3400	
180066	18	5360	
180069	18	3400	
180078	18	3400	
180080	18	4280	
180093	18	2440	
180102	18	1660	
180104	18	1660	
180116	18	1660	
180124	18	5360	
180127	18	4520	
180132	18	4280	
180139	18	4280	
190001	19	5560	
190003	19	3880	
190015	19	5560	
190054	19	3880	
190086	19	7680	
190099	19	3880	
190106	19	3880	
190131	19	5560	
190164	19	0220	
200002	20	6403	
200020	6403	1123	
200024	4243	6403	
200034	4243	6403	
200039	20	6403	
200050	20	0733	
200063	20	6403	
220060	1123	0743	
220077	8003	3283	
230027	23	3000	Lugar
230030	23	6960	
230037	23	0440	
230040	23	3720	Lugar
230054	23	3080	
230080	23	6960	

Provider Number	Actual MSA or rural area	Wage index MSA Reclassification	Lugar
230093	23	3000	
230096	23	3720	
230105	23	6960	
230121	23	2640	Lugar
230188	23	6960	Lugar
230199	23	0870	Lugar
230235	23	6960	Lugar
230253	23	2160	
240011	24	5120	
240013	24	5120	
240016	24	2520	
240018	24	5120	
240030	24	6980	
240045	24	2240	
240052	24	2520	
240064	24	2240	
240069	24	6820	
240071	24	5120	
240075	24	6980	
240088	24	6980	
240093	24	5120	
240121	24	2240	
240152	24	5120	
240187	24	5120	
240211	24	5120	
250004	25	4920	
250009	25	3580	
250030	25	3560	
250031	25	3560	
250034	25	4920	
250042	25	4920	
250069	25	3560	
250081	25	3560	
250082	25	6240	
250094	3285	0920	
250097	25	0760	
250099	25	3560	
250100	25	8600	

Provider Number	Actual MSA or rural area	Wage index MSA Reclassification	Lugar
250104	25	3560	
250126	25	4920	
260009	26	3760	
260011	26	1740	
260015	26	3700	
260017	26	7040	
260022	26	1740	
260025	26	7040	
260034	26	3760	
260047	26	1740	
260064	26	1740	
260078	26	7920	
260094	26	7920	
260110	26	7040	
260113	26	14	
260116	26	14	
260183	26	7040	
260186	26	1740	
260195	26	7920	
270003	27	3040	
270011	27	3040	
270017	27	5140	
270051	27	5140	
270082	27	3040	
280009	28	4360	
280023	28	4360	
280032	28	4360	
280054	28	4360	
280057	28	4360	
280061	28	53	
280065	28	3060	
280077	28	5920	
280125	28	7720	
290008	29	4120	
290019	29	6720	
300003	30	1123	
300005	30	1123	
310002	5640	5600	

Provider Number	Actual MSA or rural area	Wage index MSA Reclassification	Lugar
310003	3640	5600	
310005	5015	5640	
310015	5640	0875	
310032	8760	6160	
310034	5190	5015	
310038	5015	5600	
310045	0875	5600	
310048	5015	5640	
310070	5015	5600	
310073	5190	5015	
310075	5190	5015	
310076	5640	5600	
310111	5190	5015	
310112	5190	5015	
310119	5640	5600	
320005	32	0200	
320006	32	7490	
320013	32	7490	
320063	32	5800	
320065	32	5800	
330004	33	5660	
330023	2281	5660	
330084	33	1303	
330085	33	8160	
330136	33	8160	
330157	33	8160	
330181	5380	5600	
330182	5380	5600	
330224	33	3283	
330239	3610	2360	
330250	33	1303	
330386	33	5660	
340008	34	2560	
340010	2980	6640	
340013	34	1520	
340021	34	1520	
340023	34	0480	
340027	34	3150	

Provider Number	Actual MSA or rural area	Wage index MSA Reclassification	Lugar
340039	34	1520	
340050	34	2560	
340051	34	3290	
340068	34	9200	
340071	34	6640	Lugar
340088	34	0480	
340109	34	5720	
340115	34	6640	
340124	34	6640	Lugar
340126	34	6640	Lugar
340127	34	6640	
340129	34	1520	
340131	34	3150	
340144	34	1520	
340147	6895	6640	
350009	35	2520	
360008	36	3400	
360010	36	0080	
360011	36	1840	
360014	36	1840	
360025	36	1680	
360036	36	1680	
360039	36	1840	
360046	3200	1640	
360054	36	1480	
360056	3200	1640	
360065	36	1680	
360071	36	4320	Lugar
360076	3200	1640	
360078	0080	1680	
360095	36	4320	
360107	36	8400	
360112	8400	0440	
360121	36	0440	
360132	3200	1640	
360159	36	1840	
360175	36	1840	
360197	36	1840	

Provider Number	Actual MSA or rural area	Wage index MSA Reclassification	Lugar
370004	37	3710	
370014	37	7640	
370015	37	8560	
370018	37	8560	
370025	37	8560	
370034	37	2720	
370043	37	7640	
370047	37	7640	
370049	37	5880	
370054	37	5880	
370060	37	8560	
370099	37	8560	
370103	37	45	
370113	37	2580	
370200	37	5880	
380001	38	6440	
380022	38	1890	
380027	38	2400	
380035	38	6740	
380040	38	2400	
380047	38	2400	
380050	38	4890	
380070	38	6440	
390006	39	3240	
390013	39	3240	
390030	39	0240	
390048	39	3240	
390052	39	0280	
390065	39	8840	
390091	39	6280	
390093	39	6280	
390110	3680	6280	
390113	39	9320	
390138	39	8840	
390151	39	8840	
390163	39	6280	
390181	39	6680	Lugar
390183	39	6680	Lugar

Provider Number	Actual MSA or rural area	Wage index MSA Reclassification	Lugar
390201	39	5660	
400120	1310	7440	
410001	6483	1123	
410004	6483	1123	
410005	6483	1123	
410006	6483	1123	
410007	6483	1123	
410008	6483	1123	
410009	6483	1123	
410011	6483	1123	
410012	6483	1123	
410013	6483	1123	
420020	42	1440	
420030	42	1440	
420036	42	1520	
420068	42	0600	
420070	8140	1760	
420071	42	0600	
420080	42	7520	
420085	5330	9200	
430012	43	7760	
430014	43	2520	
430094	43	53	
440008	44	3580	
440020	44	3440	
440050	44	0480	
440058	44	1560	
440059	44	5360	
440060	44	3580	
440067	44	3840	
440068	44	1560	
440072	44	4920	
440073	44	5360	
440148	44	5360	
440151	44	5360	
440175	44	3440	
440180	44	3840	
440185	44	1560	

Provider Number	Actual MSA or rural area	Wage index MSA Reclassification	Lugar
440186	44	5360	
440192	44	5360	
440200	44	5360	
450007	45	7240	
450014	45	8750	
450073	45	0040	
450080	45	4420	
450098	45	4420	
450099	45	0320	
450144	45	5800	
450187	45	3360	
450192	45	1920	
450194	45	1920	
450196	45	1920	
450211	45	3360	
450214	45	3360	
450224	45	8640	
450347	45	3360	
450351	45	2800	
450400	45	8800	
450447	45	1920	
450451	45	2800	
450484	45	3360	
450508	45	8640	
450534	45	0320	
450547	45	1920	
450563	2800	1920	
450623	45	1920	
450653	45	5800	
450656	45	8640	
450694	45	3360	
450747	45	1920	
450755	45	4600	
450770	45	0640	
450830	45	5800	
460021	46	4120	
460029	46	6520	
460036	46	6520	



Provider Number	Actual MSA or rural area	Wage index MSA Reclassification	Lugar
460039	46	7160	
470001	47	30	
470011	47	1123	
470012	47	6323	
470018	47	1123	
490004	49	1540	
490005	49	8840	
490013	49	4640	
490018	49	1540	
490047	49	8840	
490079	49	3120	
490092	49	5720	
490126	49	6800	
500002	50	6740	
500003	50	7600	
500016	50	7600	
500031	50	5910	
500039	1150	7600	
500041	50	6440	
500059	50	7600	
500072	50	7600	
510001	51	6280	
510002	51	6800	
510006	51	6280	
510024	51	6280	
510028	51	1480	
510046	51	1480	
510047	51	6280	
510048	51	3400	
510070	51	1480	
510071	51	1480	
520002	52	8940	
520021	3800	1600	
520028	52	4720	
520032	52	4720	
520037	52	8940	
520059	6600	5080	
520066	3620	4720	

Provider Number	Actual MSA or rural area	Wage index MSA Reclassification	Lugar
520071	52	5080	Lugar
520076	52	4720	
520084	52	4720	
520088	52	5080	
520094	6600	5080	
520096	6600	5080	
520102	52	5080	Lugar
520107	52	3080	
520113	52	3080	
520116	52	5080	Lugar
520152	52	3080	
520173	52	2240	
520189	3800	1600	
530002	53	1350	
530009	53	1350	
530016	53	6340	
530025	53	2670	

TABLE 9A<sub>2</sub>.--HOSPITAL RECLASSIFICATIONS AND REDESIGNATIONS BY INDIVIDUAL HOSPITAL AND BY CBSA

Provider Number	Actual CBSA or Rural Area	Wage Index CBSA Reclassification	Lugar	Nearest County
010005	01	13820		
010008	01	33860		
010022	01	40660	Lugar	
010029	12220	17980		
010035	01	13820		
010045	01	46220		
010065	01	12220		
010072	01	11500	Lugar	
010101	01	11500	Lugar	
010118	01	33860		
010120	01	33660		Baldwin
010126	01	33860		

Provider Number	Actual CBSA or Rural Area	Wage Index CBSA Reclassification	Lugar	Nearest County
010143	01	13820		
010158	01	19460		
020005	02	11260		
030007	39140	22380		
030012	39140	38060		
030033	03	22380		
040014	04	30780		
040017	04	44180		
040019	04	32820		
040020	27860	32820		
040027	04	44180		
040041	04	30780		
040045	04	46220		
040047	04	26		
040066	04	30780		
040069	04	32820		
040072	04	30780		
040076	04	30780		
040078	26300	30780		
040080	04	27860		
040088	04	43340		Bossier
040091	04	45500		
040119	04	30780		
050014	05	40900		
050042	05	39820		
050046	37100	31084		
050071	41940	36084		
050073	46700	36084		
050076	41884	36084		
050082	37100	31084		
050150	05	40900		
050159	37100	31084		
050174	42220	34900		Napa
050177	37100	31084		
050228	41884	36084		
050236	37100	31084		
050251	05	39900		

Provider Number	Actual CBSA or Rural Area	Wage Index CBSA Reclassification	Lugar	Nearest County
050325	05	33700		
050394	37100	31084		
050419	05	39820		
050430	05	39900		
050510	41884	36084		
050541	41884	36084		
050569	05	42220		
050609	42044	31084		
050616	37100	31084		
050668	41884	36084		
050686	40140	42044		
050690	42220	34900		Napa
060001	24540	19740		
060003	14500	19740		
060027	14500	19740		
060044	06	19740		
060049	06	22660		
060096	06	19740		
060103	14500	19740		
070003	07	25540	Lugar	
070006	14860	35644		
070015	25540	35644		
070018	14860	35644		
070021	07	25540	Lugar	
070033	14860	35644		
080004	20100	48864		
080007	08	36140		Cape May
100022	33124	22744		
100023	10	36100		
100024	10	33124		
100045	19660	36740		
100049	10	29460		
100081	10	23020	Lugar	
100098	10	33100	Lugar	
100103	10	23540	Lugar	
100105	46940	38940		
100109	10	36740		

Provider Number	Actual CBSA or Rural Area	Wage Index CBSA Reclassification	Lugar	Nearest County
100118	10	19660	Lugar	
100139	10	23540	Lugar	
100150	10	33124		
100176	48424	38940		
100217	46940	38940		
100232	10	36100		
100249	10	36100		
110001	19140	12060		
110002	11	12060		
110003	11	27260		
110009	11	31420	Lugar	
110016	11	17980		
110023	11	12060		
110025	15260	27260		
110029	23580	12060		
110038	11	10		
110040	11	12060	Lugar	
110041	11	12020		
110052	11	16860	Lugar	
110054	40660	12060		
110075	11	42340		
110088	11	12060	Lugar	
110117	11	12060	Lugar	
110120	11	12060	Lugar	
110122	46660	10		
110128	11	42340		
110150	11	31420		Jones
110168	40660	12060		
110187	11	12060		
110189	11	12060		
110205	11	12060		
130002	13	29		
130003	30300	50		
130018	26820	38540		
130022	13	26820	Lugar	
130026	13	38540		
130049	17660	44060		

Provider Number	Actual CBSA or Rural Area	Wage Index CBSA Reclassification	Lugar	Nearest County
140004	14	44100	Lugar	
140012	14	16974		Dekalb
140015	14	41180		
140027	14	19340		
140032	14	41180		
140034	14	41180		
140038	14	40420	Lugar	
140040	14	19340		
140043	14	40420		Winnebago
140046	14	41180		
140058	14	44100		
140102	14	44100	Lugar	
140110	14	37900		
140112	14	37900	Lugar	
140143	14	37900		
140146	14	14060	Lugar	
140160	14	40420		Winnebago
140161	14	16974		Grundy
140164	14	41180		
140167	14	28100	Lugar	
140189	14	16580		
140234	14	37900		
140236	14	28100	Lugar	
140271	14	44100	Lugar	
150002	23844	16974		Cook
150004	23844	16974		Cook
150006	33140	43780		
150008	23844	16974		Cook
150011	15	11300		Madison
150015	33140	16974		
150027	26900	15		
150030	15	26900	Lugar	
150043	15	29140	Lugar	
150069	15	17140		
150076	15	43780		
150090	23844	16974		Cook
150103	15	29140	Lugar	

Provider Number	Actual CBSA or Rural Area	Wage Index CBSA Reclassification	Lugar	Nearest County
150112	18020	26900		Brown
150125	23844	16974		Cook
150126	23844	16974		Will
150132	23844	16974		Cook
150133	15	21140		
150146	15	21140		
150147	23844	16974		Cook
160001	16	19780		
160016	16	19780		
160037	16	24		
160057	16	26980		
160080	16	40420		Winnebago
160086	16	47940	Lugar	
160089	16	19780		
160147	16	19780		
170006	17	27900		
170010	17	46140		
170012	17	48620		
170013	17	48620		
170020	17	48620		
170023	17	48620		
170033	17	48620		
170045	17	45820		
170058	17	27900		
170060	17	28		
170094	17	45820		
170120	17	27900		
170145	17	46140		
170175	17	48620		
180005	18	26580		Wayne
180011	18	30460		Clark
180012	21060	31140		
180013	14540	34980		
180018	18	30460		Bourbon
180027	18	17300		
180028	18	26580		Wayne
180029	18	28700		Scott

Provider Number	Actual CBSA or Rural Area	Wage Index CBSA Reclassification	Lugar	Nearest County
180044	18	26580		Wayne
180066	18	34980		
180069	18	26580		Wayne
180075	18	14540	Lugar	
180078	18	26580		Wayne
180080	18	30460		Clark
180093	18	21780		
180102	18	17300		
180104	18	17300		
180116	18	17300		
180124	14540	34980		
180127	18	31140		Jefferson
180132	18	30460		Jessamine
180139	18	30460		Clark
190001	19	35380		St Tammany
190003	19	29180		St. Martin
190015	19	35380		St John the Baptist
190029	19	12940	Lugar	
190054	19	29180		St. Martin
190086	19	43340		Bossier
190099	19	29180		St. Landry
190106	19	29180		Acadia
190131	12940	35380		St John the Baptist
190155	19	12940	Lugar	
190164	19	10780		
190223	19	12940	Lugar	
200002	20	38860		
200020	38860	40484		Strafford
200024	30340	38860		
200034	30340	38860		
200039	20	38860		
200050	20	12620		
200063	20	38860		
220060	14484	12700		
220077	44140	25540		Hartford
230030	23	40980		Saginaw
230035	23	24340	Lugar	



Provider Number	Actual CBSA or Rural Area	Wage Index CBSA Reclassification	Lugar	Nearest County
230037	23	11460		Washtenaw
230042	23	26100	Lugar	
230054	23	24580		
230080	23	40980		Saginaw
230093	23	24340		
230096	23	28020		Kalamazoo
230105	23	13020		Bay
230121	23	29620	Lugar	
230134	23	26100	Lugar	
230155	23	24340	Lugar	
230171	23	34740	Lugar	
230178	23	24340	Lugar	
230188	23	40980	Lugar	
230208	23	24340	Lugar	
230235	23	40980	Lugar	
230253	23	47644		Lapeer
240011	24	33460		
240013	24	33460		
240016	24	22020		
240018	24	33460		
240030	24	41060		
240052	24	22020		
240064	24	20260		
240069	24	40340		
240071	24	33460		
240075	24	41060		
240088	24	41060		
240093	24	33460		
240105	24	40340	Lugar	
240150	24	40340	Lugar	
240152	24	33460		
240187	24	33460		
240211	24	33460		
250004	25	32820		
250009	25	27180		
250023	25	25060	Lugar	
250030	25	27140		

Provider Number	Actual CBSA or Rural Area	Wage Index CBSA Reclassification	Lugar	Nearest County
250031	25	27140		
250034	25	32820		
250042	25	32820		
250069	25	27140		
250081	25	27140		
250082	25	38220		
250094	25620	25060		Hancock
250097	25	12940		
250099	25	27140		
250100	25	46220		
250104	25	27140		
250117	25	25060	Lugar	
260009	26	28140		
260011	27620	17860		
260015	26	27860		
260017	26	41180		
260022	26	17860		
260025	26	41180		
260047	27620	17860		
260049	26	44180	Lugar	
260064	26	17860		
260078	26	44180		
260094	26	44180		
260110	26	41180		
260113	26	14		
260116	26	14		
260183	26	41180		
260186	26	17860		
270003	27	24500		
270011	27	24500		
270017	27	33540		
270051	27	33540		
270082	27	24500		
280009	28	30700		
280023	28	30700		
280032	28	30700		
280054	28	30700		

Provider Number	Actual CBSA or Rural Area	Wage Index CBSA Reclassification	Lugar	Nearest County
280057	28	30700		
280061	28	53		
280065	28	24540		
280077	28	36540		
280125	28	43580		
290002	29	16180	Lugar	
290008	29	29820		Nye
290019	16180	39900		
300003	30	31700		Hillsborough
300005	30	40484		
310002	35084	35644		
310015	35084	35644		
310032	47220	48864		Salem, NJ
310038	20764	35644		
310048	20764	35084		Hunterdon
310070	20764	35644		
310076	35084	35644		
310119	35084	35644		
320005	22140	10740		
320006	32	42140		Santa Fe
320013	32	42140		Santa Fe
320033	32	42140	Lugar	
320063	32	36220		Ector
320065	32	36220		Ector
330004	28740	39100		Orange
330008	33	15380	Lugar	
330038	33	40380	Lugar	
330062	33	27060	Lugar	
330073	33	40380	Lugar	
330084	33	15540		
330085	33	45060		Madison
330136	33	45060		Madison
330157	33	45060		Oswego
330181	35004	35644		
330182	35004	35644		
330224	28740	25540		Hartford
330235	33	45060	Lugar	

Provider Number	Actual CBSA or Rural Area	Wage Index CBSA Reclassification	Lugar	Nearest County
330239	33	21500		
330250	33	15540		
330359	33	39100	Lugar	
330386	33	39100		Orange
340008	34	22180		
340010	24140	39580		Johnston
340013	34	16740		
340018	34	43900	Lugar	
340021	34	16740		
340027	34	24780		
340039	34	16740		
340050	34	22180		
340051	34	25860		
340068	34	48900		
340071	34	39580	Lugar	
340088	34	11700		
340109	34	47260		
340115	34	20500		Chatham
340124	34	39580	Lugar	
340126	34	39580		Johnston
340127	34	20500		Person
340129	34	16740		
340131	34	24780		
340136	34	20500	Lugar	
340144	34	16740		
340145	34	16740	Lugar	
340147	40580	39580		Franklin
350009	35	22020		
360008	36	26580		Greenup
360010	36	10420		
360011	36	18140		
360014	36	18140		
360025	41780	17460		
360036	36	17460		
360039	36	18140		
360042	36	17460	Lugar	
360054	36	16620		

Provider Number	Actual CBSA or Rural Area	Wage Index CBSA Reclassification	Lugar	Nearest County
360056	17140	17140		
360065	36	17460		
360078	10420	17460		
360088	36	44220	Lugar	
360095	36	30620		Allen
360096	36	49660	Lugar	
360107	36	45780		
360112	45780	11460		Washtenaw
360121	36	11460		Washtenaw
360125	36	17460	Lugar	
360127	36	17460	Lugar	
360159	36	18140		
360175	36	18140		
360185	36	49660	Lugar	
360197	36	18140		
360238	36	49660	Lugar	
360245	36	17460	Lugar	
370004	37	27900		
370014	37	43300		
370015	37	46140		
370018	37	46140		
370025	37	46140		
370034	37	22900		
370043	37	43300		
370047	37	43300		
370049	37	36420		Lincoln
370099	37	46140		
370103	37	45		
370113	37	22220		
370200	37	36420		Lincoln
380001	38	38900		
380008	38	18700	Lugar	
380022	38	18700		
380027	38	21660		
380035	38	28420		
380040	13460	21660		
380047	13460	21660		

Provider Number	Actual CBSA or Rural Area	Wage Index CBSA Reclassification	Lugar	Nearest County
380050	38	32780		
380070	38	38900		
390006	39	25420		Dauphin
390013	39	25420		Dauphin
390030	39	10900		
390031	39	39740	Lugar	
390048	39	25420		Perry
390052	39	11020		
390065	39	47894	Lugar	Frederick
390071	39	48700	Lugar	
390091	39	38300		
390093	39	38300		
390110	27780	38300		
390113	39	49660		Mercer
390138	39	13644		Frederick
390150	39	38300	Lugar	
390151	39	13644		Frederick
390181	39	39740	Lugar	
390183	39	39740	Lugar	
390201	39	35084		Pike
390224	39	13780	Lugar	
390244	39	48700	Lugar	
390249	39	13780	Lugar	
410001	39300	14484		Bristol, MA
410004	39300	14484		Bristol, MA
410005	39300	14484		Bristol, MA
410006	39300	14484		Bristol, MA
410007	39300	14484		Bristol, MA
410008	39300	14484		Bristol, MA
410009	39300	14484		Bristol, MA
410011	39300	14484		Bristol, MA
410012	39300	14484		Bristol, MA
410013	39300	14484		Bristol, MA
420009	42	24860	Lugar	
420020	42	16700		
420028	42	44940	Lugar	
420030	42	16700		

Provider Number	Actual CBSA or Rural Area	Wage Index CBSA Reclassification	Lugar	Nearest County
420036	42	16740		
420039	42	43900	Lugar	
420068	42	12260		
420069	42	44940	Lugar	
420070	44940	17900		
420071	42	12260		
420080	42	42340		
420085	34820	48900		
430012	43	43620		
430014	43	22020		
430094	43	53		
440008	44	27180		
440020	44	26620		
440050	44	11700		
440058	44	16860		
440059	44	34980		
440060	44	27180		
440067	34100	28940		Knox
440068	44	16860		
440072	44	32820		
440073	44	34980		
440148	44	34980		
440151	44	34980		
440175	44	26620		
440180	44	28940		Union
440185	17420	16860		
440192	44	34980		
450007	45	41700		
450032	45	30980	Lugar	
450052	45	47380	Lugar	
450073	45	10180		
450080	45	30980		Usphur
450098	45	30980		Usphur
450099	45	11100		
450144	45	36220		Ector
450187	45	26420		
450192	45	19124		

Provider Number	Actual CBSA or Rural Area	Wage Index CBSA Reclassification	Lugar	Nearest County
450194	45	19124		
450196	45	19124		
450211	45	26420		
450214	45	26420		
450224	45	46340		
450283	45	19100	Lugar	
450286	45	17780	Lugar	
450347	45	26420		
450348	45	47380	Lugar	
450351	45	23104		
450389	45	19100	Lugar	
450400	45	47380		
450447	45	19124		
450451	45	23104		
450484	45	26420		
450508	45	46340		
450534	45	11100		
450547	45	19124		
450563	23104	19124		
450623	45	19124		
450648	45	12420	Lugar	
450653	45	33260		Midland
450656	45	46340		
450694	45	26420		
450747	45	19124		
450755	45	31180		
450770	45	12420	Lugar	
450830	45	36220		Ector
460021	41100	29820		Mohave
460029	46	39340		
460036	46	39340		
460039	46	36260		Weber
470001	47	30		
470011	47	15764		
470012	47	38340		
470018	47	31700		Hillsborough
490004	25500	16820		



Provider Number	Actual CBSA or Rural Area	Wage Index CBSA Reclassification	Lugar	Nearest County
490005	49020	47894		Clarke
490006	49	49020	Lugar	
490013	49	31340		
490018	49	16820		
490047	49	47894		Warren
490079	49	49180		Stokes
490092	49	47260		
490126	49	40220		
500002	50	28420		
500003	34580	42644		Snohomish
500016	48300	42644		King
500031	50	36500		
500039	14740	42644		King
500041	31020	38900		
500059	50	42644		King
500072	50	42644		Snohomish
500118	50	36500	Lugar	
500122	50	42660	Lugar	
510001	34060	38300		
510002	51	40220		
510006	51	38300		
510018	51	16620	Lugar	
510024	34060	38300		
510028	51	16620		
510046	51	16620		
510047	51	38300		
510048	51	26580		Wayne
510070	51	16620		
510071	51	16620		
510081	51	16620	Lugar	
520002	52	48140		
520028	52	31540	Lugar	
520037	52	48140		
520059	39540	33340		
520060	52	22540	Lugar	
520066	27500	31540		
520071	52	33340	Lugar	

Provider Number	Actual CBSA or Rural Area	Wage Index CBSA Reclassification	Lugar	Nearest County
520076	52	31540		
520088	22540	33340		
520094	39540	33340		
520096	39540	33340		
520102	52	16980	Lugar	
520107	52	24580		
520113	52	24580		
520116	52	33340	Lugar	
520152	52	24580		
520173	52	20260		
530002	53	16220		
530009	53	16220		
530016	53	38540		
530025	53	22660		

**TABLE 9B.--HOSPITAL RECLASSIFICATIONS AND REDESIGNATIONS BY INDIVIDUAL HOSPITAL UNDER SECTION 508 OF PUB. L. 108-173 AND SPECIAL EXCEPTIONS WAGE INDEX ASSIGNMENTS--FY 2005**

Provider Number	Old MSA or Rural Area	Wage Index Old MSA 508 Reclassification	New MSA or Rural Area	Wage Index New MSA 508 reclassification	Nearest County	Own Wage Index
010150	01	1800	01	17980		
020008			02			1.3119
050494	05	7500	05	42220		
050549	8735	7500	37100	42220		
060057	06	2080	06	19740		
060075			06			1.1677
070001	5483	5380	35300	35004		
070005	5483	5380	35300	35004		
070010	5483	5600	14860	35644		
070016	5483	5380	35300	35004		
070017	5483	5380	35300	35004		
070019	5483	5380	35300	35004		
070022	5483	5380	35300	35004		
070028	5483	5600	14860	35644		

Provider Number	Old MSA or Rural Area	Wage Index Old MSA 508 Reclassification	New MSA or Rural Area	Wage Index New MSA 508 reclassification	Nearest County	Own Wage Index
070031	5483	5380	35300	35004		
070036			25540			1.2918
070039	5483	5380	35300	35004		
120025	12	3320	12	26180		
150034	2960	1600	23844	16974	Cook	
160040	8920	1360	47940	16300		
160064			16			1.0481
160067	8920	1360	47940	16300		
160110	8920	1360	47940	16300		
190218	19	7680	19	43340	Caddo	
220046	6323	1123	38340	14484		
230003	3000	3720	26100	28020	Van Buren	
230004	3000	3720	34740	28020	Van Buren	
230013	2160	2640	47644	22420		
230019	2160	2640	47644	22420		
230020	2160	0440	19804	11460	Washtenaw	
230024	2160	0440	19804	11460	Washtenaw	
230029	2160	2640	47644	22420		
230036	23	2640	23	22420		
230038	3000	3720	24340	28020	Kalamazoo	
230053	2160	0440	19804	11460	Washtenaw	
230059	3000	6960	24340	40980	Saginaw	
230066	3000	3720	34740	28020	Van Buren	
230071	2160	2640	47644	22420		
230072	3000	3720	26100	28020	Van Buren	
230089	2160	0440	19804	11460	Washtenaw	
230092	3520	3000	27100	24340	Kent	
230097	23	3720	23	28020	Kalamazoo	
230104	2160	0440	19804	11460	Washtenaw	
230106	23	3720	24340	28020	Van Buren	
230119	2160	0440	19804	11460	Washtenaw	
230130	2160	2640	47644	22420		
230135	2160	0440	19804	11460	Washtenaw	
230146	2160	0440	19804	11460	Washtenaw	
230151	2160	2640	47644	22420		
230165	2160	0440	19804	11460	Washtenaw	

Provider Number	Old MSA or Rural Area	Wage Index Old MSA 508 Reclassification	New MSA or Rural Area	Wage Index New MSA 508 reclassification	Nearest County	Own Wage Index
230174	3000	3720	26100	28020	Van Buren	
230176	2160	0440	19804	11460	Washtenaw	
230207	2160	2640	47644	22420		
230223	2160	2640	47644	22420		
230236	3000	3720	24340	28020	Kalamazoo	
230254	2160	2640	47644	22420		
230269	2160	2640	47644	22420		
230270	2160	0440	19804	11460	Washtenaw	
230273	2160	0440	19804	11460	Washtenaw	
230277	2160	2640	47644	22420		
250002	25	0920	25	25060		
250122	25	0920	25	25060	Hancock	
270002	27	5140	27	33540		*
270012	3040	5140	24500	33540		*
270014	27	0880	33540	13740		
270021	27	0880	27	13740		
270023	5140	0880	33540	13740		
270032	27	0880	27	13740		
270050	27	0880	27	13740		
270057	27	0880	27	13740		
270084	27	5140	27	33540		*
310021	8480	0875	45940	35644		
310028	5640	5600	35084	35644		
310050	5640	5600	35084	35644		
310051	5640	5600	35084	35644		
310060	5640	5600	10900	35644		
310115	5640	5600	10900	35644		
310120	5640	5600	35084	35644		
330049	2281	5600	39100	35644		
330067	2281	5600	39100	35644		
330106			35004			1.5118
330126	5660	5600	39100	35644		
330135	5660	5600	39100	35644		
330205	5660	5600	39100	35644		
330264	5660	5380	39100	35004		
340002	0480	1520	11700	16740	Gaston	

Provider Number	Old MSA or Rural Area	Wage Index Old MSA 508 Reclassification	New MSA or Rural Area	Wage Index New MSA 508 reclassification	Nearest County	Own Wage Index
350002	1010	2520	13900	22020		
350003	35	2520	35	22020		
350006	35	2520	35	22020		
350010	35	2520	35	22020		
350014	35	2520	35	22020		
350015	1010	2520	13900	22020		
350017	35	2520	35	22020		
350019	2985	2520	24220	22020		*
350030	35	2520	35	22020		
350061	35	2520	35	22020		
380090			38			1.2777
390001	7560	0240	42540	10900		
390003	7560	0240	39	10900		
390054	7560	4000	42540	29540		
390072	7560	0240	39	10900		
390095	7560	0240	42540	10900		
390109	7560	0240	42540	10900		
390119	7560	0240	42540	10900		
390137	7560	0240	42540	10900		
390169	7560	0240	42540	10900		
390185	7560	4000	42540	29540		
390192	7560	0240	42540	10900		
390237	7560	0240	42540	10900		
390270	7560	4000	42540	29540		
410010			39300			1.1677
430003	43	6660	43	39660		
430008	43	7760	43	43620		*
430013	43	7760	43	43620		*
430015	43	7760	43	43620		
430031	43	7760	43	43620		*
430048	43	7760	43	43620		
430060	43	7760	43	43620		
430064	43	7760	43	43620		
430077	6660	7760	39660	43620		
430091	6660	7760	39660	43620		
450010	9080	4880	48660	32580		

Provider Number	Old MSA or Rural Area	Wage Index Old MSA 508 Reclassification	New MSA or Rural Area	Wage Index New MSA 508 reclassification	Nearest County	Own Wage Index
450072	1145	3360	26420	26420		
450591	1145	3360	26420	26420		
470003	1303	1123	15540	14484		
490001	49	4640	49	31340		
490024	6800	1950	40220	19260		
530008	53	1350	53	16220		*
530010	53	1350	53	16220		*
530015			53			0.9980

**TABLE 10.--GEOMETRIC MEAN PLUS THE LESSER OF .75 OF THE NATIONAL ADJUSTED OPERATING STANDARDIZED PAYMENT AMOUNT (INCREASED TO REFLECT THE DIFFERENCE BETWEEN COSTS AND CHARGES) OR .75 OF ONE STANDARD DEVIATION OF MEAN CHARGES BY DIAGNOSIS-RELATED GROUP (DRG)--JULY 2004<sup>1</sup>**

DRG	CASES	THRESHOLD
1	22,346	\$45,123
2	10,217	\$31,532
3	2	\$19,387
6	365	\$14,179
7	15,291	\$35,081
8	3,939	\$25,398
9	1,817	\$20,742
10	18,911	\$21,192
11	3,382	\$16,515
12	53,203	\$16,142
13	7,083	\$15,074
14	240,866	\$21,953
15	81,791	\$17,422
16	10,721	\$21,470
17	2,802	\$13,064
18	30,807	\$18,156
19	8,727	\$13,158
20	6,538	\$35,231
21	2,183	\$23,574

DRG	CASES	THRESHOLD
22	3,171	\$19,905
23	11,742	\$15,280
24	60,795	\$18,189
25	28,383	\$11,457
26	32	\$10,518
27	5,006	\$20,858
28	15,909	\$21,574
29	5,821	\$13,157
31	4,626	\$17,237
32	1,957	\$11,226
34	25,234	\$17,685
35	7,878	\$12,044
36	1,617	\$12,439
37	1,380	\$20,873
38	77	\$9,565
39	550	\$11,729
40	1,520	\$18,089
42	1,253	\$13,790
43	125	\$12,443
44	1,231	\$11,897
45	2,833	\$13,637
46	3,556	\$14,361
47	1,379	\$10,362
49	2,345	\$27,307
50	2,251	\$15,978
51	234	\$14,565
52	175	\$14,437
53	2,249	\$21,191
55	1,462	\$16,321
56	471	\$16,664
57	725	\$18,732
59	120	\$11,805
60	5	\$5,463
61	257	\$22,596
62	2	\$8,496
63	2,762	\$22,239
64	3,222	\$20,061
65	40,682	\$11,129

DRG	CASES	THRESHOLD
66	7,858	\$10,607
67	405	\$15,231
68	8,751	\$12,269
69	2,954	\$9,242
70	26	\$8,925
71	65	\$9,598
72	1,217	\$13,617
73	7,915	\$15,173
75	43,585	\$41,178
76	46,304	\$36,850
77	2,332	\$22,278
78	42,774	\$22,875
79	172,042	\$24,769
80	7,809	\$15,834
81	5	\$54,363
82	65,264	\$22,311
83	6,926	\$18,204
84	1,490	\$10,324
85	22,353	\$21,220
86	2,056	\$12,996
87	66,679	\$22,436
88	393,414	\$16,607
89	513,716	\$19,112
90	43,261	\$11,358
91	45	\$11,556
92	16,562	\$21,232
93	1,654	\$13,358
94	13,109	\$20,302
95	1,591	\$11,231
96	50,577	\$13,768
97	25,938	\$10,073
98	16	\$10,822
99	21,682	\$13,286
100	7,524	\$10,223
101	22,967	\$15,982
102	5,484	\$10,209
103	654	\$196,108
104	20,914	\$104,341



DRG	CASES	THRESHOLD
105	30,681	\$78,518
106	3,483	\$98,346
107	78,384	\$75,159
108	7,057	\$65,944
109	54,478	\$57,103
110	55,593	\$51,732
111	9,461	\$37,607
113	38,512	\$38,035
114	8,373	\$25,266
115	21,866	\$51,064
116	117,563	\$37,610
117	4,887	\$21,614
118	8,351	\$28,652
119	1,103	\$22,383
120	36,965	\$30,333
121	163,329	\$25,515
122	70,356	\$18,360
123	36,105	\$22,280
124	134,490	\$25,355
125	93,261	\$20,527
126	5,589	\$34,603
127	688,780	\$18,741
128	6,056	\$13,665
129	3,971	\$18,464
130	89,776	\$17,225
131	25,496	\$10,380
132	127,984	\$11,727
133	7,503	\$10,112
134	42,290	\$11,306
135	7,478	\$16,662
136	1,094	\$11,068
138	203,749	\$15,353
139	81,607	\$9,750
140	45,277	\$9,738
141	114,304	\$14,119
142	52,418	\$11,062
143	245,196	\$10,508
144	96,833	\$20,297

DRG	CASES	THRESHOLD
145	6,664	\$10,893
146	10,871	\$38,431
147	2,700	\$27,225
148	135,765	\$44,045
149	19,890	\$26,140
150	22,059	\$38,181
151	5,266	\$24,103
152	4,803	\$28,740
153	2,122	\$20,463
154	28,532	\$48,265
155	6,475	\$23,442
156	8	\$32,612
157	8,288	\$21,590
158	4,107	\$12,142
159	18,723	\$23,624
160	12,005	\$15,307
161	10,677	\$21,241
162	5,929	\$12,384
163	10	\$17,982
164	5,794	\$34,040
165	2,454	\$21,725
166	4,497	\$25,488
167	4,360	\$16,509
168	1,545	\$21,046
169	848	\$13,918
170	17,049	\$36,670
171	1,458	\$22,133
172	31,914	\$22,230
173	2,552	\$14,002
174	258,065	\$18,555
175	33,695	\$10,654
176	13,003	\$20,327
177	8,716	\$17,350
178	3,224	\$12,704
179	14,051	\$19,831
180	92,205	\$17,677
181	26,343	\$10,328
182	290,248	\$15,107

DRG	CASES	THRESHOLD
183	90,296	\$10,976
184	63	\$8,953
185	5,724	\$16,280
186	5	\$17,269
187	757	\$14,877
188	88,350	\$19,508
189	13,063	\$11,101
190	73	\$9,943
191	9,968	\$47,545
192	1,351	\$26,923
193	4,407	\$44,478
194	533	\$26,998
195	3,723	\$41,055
196	803	\$28,062
197	17,999	\$35,482
198	4,891	\$22,204
199	1,546	\$31,924
200	965	\$34,406
201	2,616	\$44,328
202	25,968	\$21,368
203	31,135	\$22,257
204	69,854	\$19,854
205	31,083	\$19,914
206	2,041	\$13,605
207	34,557	\$20,875
208	9,974	\$13,003
209	426,268	\$34,195
210	126,055	\$30,633
211	28,459	\$22,515
212	3	\$15,153
213	10,330	\$27,302
216	12,605	\$30,030
217	17,786	\$35,302
218	27,045	\$26,718
219	21,500	\$18,768
223	13,768	\$19,828
224	11,651	\$14,733
225	6,377	\$21,771

DRG	CASES	THRESHOLD
226	6,550	\$24,310
227	5,152	\$15,387
228	2,684	\$21,262
229	1,163	\$13,792
230	2,387	\$22,456
232	770	\$18,017
233	10,162	\$29,365
234	4,942	\$22,048
235	5,051	\$13,330
236	41,739	\$13,200
237	1,889	\$11,213
238	9,551	\$22,079
239	44,490	\$19,224
240	12,489	\$20,648
241	2,976	\$12,287
242	2,726	\$19,695
243	99,911	\$14,220
244	15,572	\$13,182
245	5,845	\$8,920
246	1,398	\$11,097
247	21,385	\$10,797
248	14,423	\$15,456
249	13,547	\$12,571
250	3,906	\$12,707
251	2,322	\$8,976
253	23,237	\$13,844
254	10,672	\$8,402
256	6,961	\$14,933
257	14,274	\$16,516
258	13,042	\$13,097
259	3,173	\$17,715
260	3,624	\$12,852
261	1,649	\$17,841
262	635	\$18,018
263	25,603	\$27,686
264	3,963	\$19,533
265	4,056	\$23,976
266	2,501	\$16,013

DRG	CASES	THRESHOLD
267	238	\$16,315
268	936	\$21,167
269	10,244	\$25,761
270	2,825	\$15,029
271	20,082	\$18,543
272	5,803	\$18,250
273	1,341	\$11,076
274	2,276	\$19,375
275	177	\$11,240
276	1,367	\$13,227
277	108,538	\$15,995
278	32,996	\$10,150
279	7	\$22,900
280	18,488	\$13,295
281	7,287	\$9,160
283	6,108	\$13,638
284	1,854	\$7,914
285	7,149	\$29,357
286	2,632	\$30,133
287	6,427	\$25,894
288	8,576	\$32,478
289	6,760	\$17,117
290	10,271	\$16,309
291	70	\$12,829
292	6,948	\$34,930
293	345	\$23,608
294	98,682	\$13,966
295	3,748	\$13,696
296	259,011	\$15,134
297	47,160	\$9,197
298	112	\$10,781
299	1,412	\$16,537
300	19,579	\$19,700
301	3,830	\$12,080
302	9,174	\$44,877
303	23,051	\$33,848
304	13,279	\$32,052
305	3,085	\$21,930

DRG	CASES	THRESHOLD
306	7,024	\$21,612
307	1,908	\$11,225
308	7,446	\$24,476
309	3,838	\$16,811
310	25,611	\$21,086
311	6,907	\$11,638
312	1,531	\$19,604
313	543	\$12,265
315	36,131	\$29,197
316	150,237	\$20,958
317	2,500	\$14,475
318	5,842	\$19,988
319	394	\$11,881
320	209,549	\$15,787
321	30,969	\$10,452
322	62	\$9,893
323	20,539	\$15,479
324	6,166	\$9,277
325	9,573	\$12,114
326	2,757	\$8,108
327	2	\$8,446
328	677	\$12,793
329	63	\$8,689
331	53,557	\$18,889
332	4,676	\$11,288
333	254	\$16,826
334	10,278	\$25,663
335	12,419	\$19,721
336	33,288	\$15,372
337	26,343	\$10,573
338	711	\$21,075
339	1,439	\$20,434
341	3,610	\$22,526
342	627	\$14,320
344	3,141	\$23,488
345	1,353	\$19,907
346	4,513	\$19,274
347	276	\$10,283

DRG	CASES	THRESHOLD
348	3,350	\$13,547
349	535	\$8,371
350	7,005	\$13,652
352	1,079	\$14,060
353	2,651	\$27,058
354	7,427	\$25,519
355	5,241	\$16,161
356	25,245	\$13,552
357	5,596	\$32,208
358	21,142	\$21,053
359	29,829	\$14,633
360	15,494	\$15,718
361	296	\$20,283
362	2	\$24,319
363	2,433	\$17,886
364	1,458	\$17,810
365	1,667	\$27,439
366	4,692	\$20,565
367	455	\$10,306
368	3,878	\$20,261
369	3,551	\$11,546
370	1,647	\$15,950
371	2,018	\$11,182
372	1,075	\$9,630
373	4,540	\$6,541
374	127	\$11,960
375	4	\$21,555
376	312	\$9,555
377	58	\$19,697
378	189	\$14,549
379	439	\$6,845
380	90	\$6,513
381	204	\$11,521
382	31	\$4,479
383	2,337	\$9,114
384	139	\$5,500
390	3	\$4,705
392	2,141	\$40,376

DRG	CASES	THRESHOLD
394	2,631	\$25,873
395	110,634	\$15,137
396	10	\$23,412
397	19,235	\$19,209
398	17,800	\$20,958
399	1,642	\$12,468
401	5,902	\$36,746
402	1,450	\$21,501
403	31,774	\$25,123
404	4,043	\$16,858
406	2,390	\$35,494
407	576	\$22,512
408	2,136	\$28,218
409	2,041	\$21,014
410	28,337	\$20,251
411	7	\$9,336
412	14	\$12,319
413	5,539	\$22,148
414	571	\$12,407
415	46,498	\$41,357
416	209,813	\$23,805
417	26	\$19,471
418	27,417	\$18,908
419	16,719	\$16,196
420	2,894	\$11,242
421	10,572	\$14,432
422	69	\$10,485
423	8,299	\$23,637
424	1,235	\$31,717
425	15,433	\$12,477
426	4,169	\$8,902
427	1,423	\$9,614
428	776	\$13,639
429	27,258	\$14,680
430	69,149	\$12,177
431	263	\$8,939
432	397	\$11,906
433	5,545	\$5,164



DRG	CASES	THRESHOLD
439	1,677	\$24,773
440	5,896	\$24,738
441	712	\$16,020
442	17,479	\$31,267
443	3,685	\$18,872
444	5,987	\$14,074
445	2,408	\$9,543
447	6,397	\$9,449
449	35,489	\$15,077
450	7,565	\$7,960
451	4	\$8,983
452	27,287	\$18,413
453	5,549	\$9,736
454	4,280	\$15,216
455	967	\$8,892
461	5,039	\$20,845
462	8,352	\$16,356
463	28,903	\$12,930
464	7,505	\$9,490
465	205	\$11,211
466	1,816	\$11,611
467	1,182	\$9,784
468	49,343	\$47,803
470	31	\$13,627
471	14,337	\$47,688
473	8,571	\$33,293
475	111,192	\$43,749
476	3,231	\$31,818
477	29,888	\$28,151
478	110,431	\$33,981
479	23,861	\$25,908
480	730	\$107,580
481	906	\$78,399
482	5,145	\$41,115
484	417	\$63,848
485	3,355	\$41,890
486	2,387	\$58,128
487	4,351	\$27,097

DRG	CASES	THRESHOLD
488	778	\$52,275
489	13,829	\$23,974
490	5,248	\$18,406
491	17,227	\$30,250
492	3,352	\$38,634
493	61,091	\$29,284
494	27,114	\$18,918
495	251	\$102,541
496	3,354	\$75,901
497	26,053	\$50,342
498	17,591	\$40,799
499	37,504	\$24,828
500	50,941	\$17,299
501	2,813	\$35,289
502	709	\$25,800
503	5,975	\$22,558
504	176	\$139,368
505	191	\$23,347
506	941	\$44,556
507	316	\$27,359
508	628	\$20,092
509	162	\$12,742
510	1,744	\$18,289
511	620	\$12,020
512	546	\$75,137
513	185	\$89,913
515	13,201	\$76,003
516	80,076	\$40,802
517	182,010	\$34,390
518	48,895	\$28,725
519	10,230	\$36,273
520	14,055	\$28,967
521	32,116	\$12,626
522	5,984	\$9,006
523	15,634	\$7,119
524	123,114	\$13,709
525	346	\$126,010
526	11,212	\$45,243

DRG	CASES	THRESHOLD
527	48,697	\$37,738
528	1,770	\$88,723
529	3,908	\$31,381
530	2,377	\$21,930
531	4,030	\$38,748
532	3,116	\$24,650
533	43,530	\$26,455
534	50,980	\$19,242
535	9,859	\$104,664
536	25,605	\$87,181
537	7,592	\$27,326
538	6,363	\$18,459
539	4,519	\$39,764
540	1,905	\$22,945
541	22,454	\$223,558
542	22,976	\$133,745
543	5,408	\$54,792

Version 22.00 <sup>1</sup>Cases are taken from the FY 2003 MedPAR file; DRGs are from Grouper

TABLE 11.-- FY 2005 LTC-DRGs, RELATIVE WEIGHTS, GEOMETRIC AVERAGE LENGTH OF STAY, AND 5/6THS OF THE GEOMETRIC AVERAGE LENGTH OF STAY

LTC-DRG	Description	Relative Weight	Geometric Average Length of Stay	5/6 <sup>th</sup> of the Geometric Average Length of Stay
1	<sup>4</sup> CRANIOTOMY AGE >17 W/CC	1.1899	28.5	23.8
2	<sup>5</sup> CRANIOTOMY AGE >17 W/O CC	1.1899	33.9	28.3
3	<sup>6</sup> CRANIOTOMY AGE 0-17	1.1899	33.9	28.3
6	<sup>9</sup> CARPAL TUNNEL RELEASE	0.6064	27.4	22.9
7	PERIPH & CRANIAL NERVE & OTHER NERV SYST PROC W CC	1.4458	36.7	30.6
8	<sup>2</sup> PERIPH & CRANIAL NERVE & OTHER NERV SYST PROC W/O CC	0.6064	21.1	17.6
9	SPINAL DISORDERS & INJURIES	1.0950	31.3	26.1
10	NERVOUS SYSTEM NEOPLASMS W CC	0.9022	25.0	20.8
11	<sup>1</sup> NERVOUS SYSTEM NEOPLASMS W/O CC	0.4586	16.9	14.1
12	DEGENERATIVE NERVOUS SYSTEM DISORDERS	0.7416	25.6	21.3
13	MULTIPLE SCLEROSIS & CEREBELLAR ATAXIA	0.7820	24.6	20.5
14	INTRACRANIAL HEMORRHAGE OR STROKE W INFARCT	0.8189	25.9	21.6
15	NONSPECIFIC CVA & PRECEREBRAL OCCLUSION W/O INFARCT	0.7868	27.2	22.7
16	NONSPECIFIC CEREBROVASCULAR DISORDERS W CC	0.8358	24.7	20.6
17	<sup>2</sup> NONSPECIFIC CEREBROVASCULAR DISORDERS W/O CC	0.6064	21.1	17.6
18	CRANIAL & PERIPHERAL NERVE DISORDERS W CC	0.7755	24.8	20.7
19	CRANIAL & PERIPHERAL NERVE DISORDERS W/O CC	0.6583	21.1	17.6
20	NERVOUS SYSTEM INFECTION EXCEPT VIRAL MENINGITIS	1.0558	27.0	22.5
21	<sup>4</sup> VIRAL MENINGITIS	1.1899	28.5	23.8
22	<sup>2</sup> HYPERTENSIVE ENCEPHALOPATHY	0.6064	21.1	17.6
23	NONTRAUMATIC STUPOR & COMA	1.1225	26.6	22.2
24	SEIZURE & HEADACHE AGE >17 W CC	0.6740	22.4	18.7
25	<sup>2</sup> SEIZURE & HEADACHE AGE >17 W/O CC	0.6064	21.1	17.6
26	<sup>6</sup> SEIZURE & HEADACHE AGE 0-17	0.6064	27.4	22.9
27	TRAUMATIC STUPOR & COMA, COMA >1 HR	1.1418	28.3	23.6
28	TRAUMATIC STUPOR & COMA, COMA <1 HR AGE >17 W CC	0.9250	29.8	24.8
29	<sup>3</sup> TRAUMATIC STUPOR & COMA, COMA <1 HR AGE >17 W/O CC	0.8508	24.3	20.3
30	<sup>6</sup> TRAUMATIC STUPOR & COMA, COMA <1 HR AGE 0-17	0.8508	31.8	26.5

LTC-DRG	Description	Relative Weight	Geometric Average Length of Stay	5/6 <sup>th</sup> of the Geometric Average Length of Stay
31	<sup>2</sup> CONCUSSION AGE >17 W/CC	0.6064	21.1	17.6
32	<sup>6</sup> CONCUSSION AGE >17 W/O CC	0.6064	27.4	22.9
33	<sup>6</sup> CONCUSSION AGE 0-17	0.6064	27.4	22.9
34	OTHER DISORDERS OF NERVOUS SYSTEM W/CC	0.8418	24.2	20.2
35	OTHER DISORDERS OF NERVOUS SYSTEM W/O CC	0.6976	22.6	18.8
36	<sup>6</sup> RETINAL PROCEDURES	0.4586	18.8	15.6
37	<sup>6</sup> ORBITAL PROCEDURES	0.4586	18.8	15.6
38	<sup>6</sup> PRIMARY IRIS PROCEDURES	0.4586	18.8	15.6
39	<sup>6</sup> LENS PROCEDURES WITH OR WITHOUT VITRECTOMY	0.4586	18.8	15.6
40	<sup>6</sup> EXTRAOCULAR PROCEDURES EXCEPT ORBIT AGE >17	0.4586	18.8	15.6
41	<sup>6</sup> EXTRAOCULAR PROCEDURES EXCEPT ORBIT AGE 0-17	0.4586	18.8	15.6
42	<sup>6</sup> INTRAOCULAR PROCEDURES EXCEPT RETINA, IRIS & LENS	0.4586	18.8	15.6
43	<sup>1</sup> HYPHEMA	0.4586	16.9	14.1
44	<sup>3</sup> ACUTE MAJOR EYE INFECTIONS	0.8508	24.3	20.3
45	<sup>1</sup> NEUROLOGICAL EYE DISORDERS	0.4586	16.9	14.1
46	<sup>2</sup> OTHER DISORDERS OF THE EYE AGE >17 W/CC	0.6064	21.1	17.6
47	<sup>1</sup> OTHER DISORDERS OF THE EYE AGE >17 W/O CC	0.4586	16.9	14.1
48	<sup>6</sup> OTHER DISORDERS OF THE EYE AGE 0-17	0.4586	18.8	15.6
49	<sup>6</sup> MAJOR HEAD & NECK PROCEDURES	1.1899	33.9	28.3
50	<sup>6</sup> SIALOADENECTOMY	1.1899	33.9	28.3
51	<sup>6</sup> SALIVARY GLAND PROCEDURES EXCEPT SIALOADENECTOMY	1.1899	33.9	28.3
52	<sup>6</sup> CLEFT LIP & PALATE REPAIR	1.1899	33.9	28.3
53	<sup>6</sup> SINUS & MASTOID PROCEDURES AGE >17	1.1899	33.9	28.3
54	<sup>6</sup> SINUS & MASTOID PROCEDURES AGE 0-17	1.1899	33.9	28.3
55	<sup>6</sup> MISCELLANEOUS EAR, NOSE, MOUTH & THROAT PROCEDURES	1.8658	38.6	32.2
56	<sup>6</sup> RHINOPLASTY	1.1899	33.9	28.3
57	<sup>6</sup> T&A PROC. EXCEPT TONSILLECTOMY &/OR ADENOIDECTOMY ONLY, AGE >17	0.6064	27.4	22.9
58	<sup>6</sup> T&A PROC. EXCEPT TONSILLECTOMY &/OR ADENOIDECTOMY ONLY, AGE 0-17	0.6064	27.4	22.9
59	<sup>6</sup> TONSILLECTOMY &/OR ADENOIDECTOMY ONLY, AGE >17	0.6064	27.4	22.9
60	<sup>6</sup> TONSILLECTOMY &/OR ADENOIDECTOMY ONLY, AGE 0-17	0.6064	27.4	22.9
61	<sup>6</sup> MYRINGOTOMY W/TUBE INSERTION AGE >17	0.6064	27.4	22.9
62	<sup>6</sup> MYRINGOTOMY W/TUBE INSERTION AGE 0-17	0.6064	27.4	22.9

LTC-DRG	Description	Relative Weight	Geometric Average Length of Stay	5/6 <sup>th</sup> of the Geometric Average Length of Stay
63	<sup>4</sup> OTHER EAR, NOSE, MOUTH & THROAT O.R. PROCEDURES	1.1899	28.5	23.8
64	EAR, NOSE, MOUTH & THROAT MALIGNANCY	1.2588	27.4	22.8
65	DYSEQUILIBRIUM	0.3858	16.2	13.5
66	<sup>4</sup> EPISTAXIS	0.6064	27.4	22.9
67	<sup>4</sup> EPIGLOTTITIS	1.1899	33.9	28.3
68	<sup>2</sup> OTITIS MEDIA & URI AGE >17 W CC	0.6115	21.3	17.8
69	<sup>2</sup> OTITIS MEDIA & URI AGE >17 W/O CC	0.6064	21.1	17.6
70	<sup>2</sup> OTITIS MEDIA & URI AGE 0-17	0.6064	27.4	22.9
71	<sup>4</sup> LARYNGOTRACHEITIS	0.4586	18.8	15.6
72	<sup>4</sup> NASAL TRAUMA & DEFORMITY	0.8508	31.8	26.5
73	OTHER EAR, NOSE, MOUTH & THROAT DIAGNOSES AGE >17	0.9341	23.5	19.6
74	<sup>4</sup> OTHER EAR, NOSE, MOUTH & THROAT DIAGNOSES AGE 0-17	0.6064	27.4	22.9
75	<sup>4</sup> MAJOR CHEST PROCEDURES	2.0661	31.9	26.6
76	OTHER RESP SYSTEM O.R. PROCEDURES W CC	2.3823	41.6	34.7
77	<sup>4</sup> OTHER RESP SYSTEM O.R. PROCEDURES W/O CC	1.8658	38.6	32.2
78	PULMONARY EMBOLISM	0.7424	22.0	18.3
79	RESPIRATORY INFECTIONS & INFLAMMATIONS AGE >17 W CC	0.9350	23.7	19.8
80	RESPIRATORY INFECTIONS & INFLAMMATIONS AGE >17 W/O CC	0.9215	26.7	22.3
81	<sup>4</sup> RESPIRATORY INFECTIONS & INFLAMMATIONS AGE 0-17	0.6064	27.4	22.9
82	RESPIRATORY NEOPLASMS	0.7591	19.9	16.6
83	<sup>2</sup> MAJOR CHEST TRAUMA W CC	0.6064	21.1	17.6
84	<sup>1</sup> MAJOR CHEST TRAUMA W/O CC	0.4586	16.9	14.1
85	<sup>7</sup> PLEURAL EFFUSION W CC	0.7852	22.0	18.3
86	<sup>7</sup> PLEURAL EFFUSION W/O CC	0.7852	22.0	18.3
87	PULMONARY EDEMA & RESPIRATORY FAILURE	1.6797	30.4	25.3
88	CHRONIC OBSTRUCTIVE PULMONARY DISEASE	0.7334	20.1	16.8
89	SIMPLE PNEUMONIA & PLEURISY AGE >17 W CC	0.7762	21.2	17.7
90	SIMPLE PNEUMONIA & PLEURISY AGE >17 W/O CC	0.7494	21.9	18.3
91	<sup>6</sup> SIMPLE PNEUMONIA & PLEURISY AGE 0-17	0.8508	31.8	26.5
92	INTERSTITIAL LUNG DISEASE W CC	0.7318	20.4	17.0
93	<sup>1</sup> INTERSTITIAL LUNG DISEASE W/O CC	0.4586	16.9	14.1
94	PNEUMOTHORAX W CC	0.8348	21.3	17.8

LTC-DRG	Description	Relative Weight	Geometric Average Length of Stay	5/6 <sup>th</sup> of the Geometric Average Length of Stay
95	<sup>1</sup> PNEUMOTHORAX W/O CC	0.4586	16.9	14.1
96	BRONCHITIS & ASTHMA AGE >17 W CC	0.7575	20.2	16.8
97	BRONCHITIS & ASTHMA AGE >17 W/O CC	0.5305	16.6	13.8
98	<sup>8</sup> BRONCHITIS & ASTHMA AGE 0-17	0.4586	18.8	15.6
99	RESPIRATORY SIGNS & SYMPTOMS W CC	1.0848	25.8	21.5
100	RESPIRATORY SIGNS & SYMPTOMS W/O CC	0.9048	22.9	19.1
101	<sup>7</sup> OTHER RESPIRATORY SYSTEM DIAGNOSES W CC	0.8737	21.9	18.3
102	<sup>7</sup> OTHER RESPIRATORY SYSTEM DIAGNOSES W/O CC	0.8737	21.9	18.3
103	<sup>8</sup> HEART TRANSPLANT OR IMPLANT OF HEART ASSIST SYSTEM	0.0000	0.0	0.0
104	<sup>8</sup> CARDIAC VALVE & OTH MAJOR CARDIOTHORACIC PROC W CARD CATH	0.4586	18.8	15.6
105	<sup>8</sup> CARDIAC VALVE & OTH MAJOR CARDIOTHORACIC PROC W/O CARD CATH	0.4586	18.8	15.6
106	<sup>8</sup> CORONARY BYPASS W PTCA	0.4586	18.8	15.6
107	<sup>8</sup> CORONARY BYPASS W CARDIAC CATH	1.1899	28.5	23.8
108	<sup>8</sup> OTHER CARDIOTHORACIC PROCEDURES	0.6064	21.1	17.6
109	<sup>2</sup> CORONARY BYPASS W/O PTCA OR CARDIAC CATH	0.4586	16.9	14.1
110	<sup>1</sup> MAJOR CARDIOVASCULAR PROCEDURES W CC	0.4586	18.8	15.6
111	<sup>8</sup> MAJOR CARDIOVASCULAR PROCEDURES W/O CC	1.3298	36.2	30.2
113	AMPUTATION FOR CIRC SYSTEM DISORDERS EXCEPT UPPER LIMB & TOE	1.1780	33.3	27.8
114	UPPER LIMB & TOE AMPUTATION FOR CIRC SYSTEM DISORDERS	1.1899	28.5	23.8
115	<sup>4</sup> PRM CARD PACEM IMPL W AMI/HR/SHOCK OR AICD LEAD OR GNRTR	1.8658	38.6	32.2
116	<sup>5</sup> OTHER PERMANENT CARDIAC PACEMAKER IMPLANT	0.6064	21.1	17.6
117	<sup>2</sup> CARDIAC PACEMAKER REVISION EXCEPT DEVICE REPLACEMENT	1.8658	38.6	32.2
118	<sup>8</sup> CARDIAC PACEMAKER DEVICE REPLACEMENT	0.4586	16.9	14.1
119	<sup>1</sup> VEIN LIGATION & STRIPPING	1.2014	32.6	27.2
120	OTHER CIRCULATORY SYSTEM O.R. PROCEDURES	0.8293	21.8	18.2
121	CIRCULATORY DISORDERS W AMI & MAJOR COMP, DISCHARGED ALIVE	0.8508	24.3	20.3
122	<sup>3</sup> CIRCULATORY DISORDERS W AMI W/O MAJOR COMP, DISCHARGED ALIVE	0.9890	18.6	15.5
123	CIRCULATORY DISORDERS W AMI, EXPIRED	0.8508	24.3	20.3
124	<sup>3</sup> CIRCULATORY DISORDERS EXCEPT AMI, W CARD CATH & COMPLEX DIAG	1.8658	38.6	32.2
125	<sup>5</sup> CIRCULATORY DISORDERS EXCEPT AMI, W CARD CATH W/O COMPLEX DIAG	0.8439	24.6	20.5
126	ACUTE & SUBACUTE ENDOCARDITIS	0.7597	21.6	18.0
127	HEART FAILURE & SHOCK			

LTC-DRG	Description	Relative Weight	Geometric Average Length of Stay	5/6 <sup>ms</sup> of the Geometric Average Length of Stay
128	<sup>3</sup> DEEP VEIN THROMBOPHLEBITIS	0.8508	24.3	20.3
129	<sup>2</sup> CARDIAC ARREST, UNEXPLAINED	0.6064	21.1	17.6
130	PERIPHERAL VASCULAR DISORDERS W CC	0.7072	22.7	18.9
131	PERIPHERAL VASCULAR DISORDERS W/O CC	0.5718	20.6	17.2
132	ATHEROSCLEROSIS W CC	0.7086	22.6	18.8
133	ATHEROSCLEROSIS W/O CC	0.5629	19.4	16.2
134	HYPERTENSION	0.6674	21.5	17.9
135	CARDIAC CONGENITAL & VALVULAR DISORDERS AGE >17 W CC	0.8908	24.6	20.5
136	<sup>3</sup> CARDIAC CONGENITAL & VALVULAR DISORDERS AGE >17 W/O CC	0.8508	24.3	20.3
137	<sup>3</sup> CARDIAC CONGENITAL & VALVULAR DISORDERS AGE 0-17	0.8508	31.8	26.5
138	CARDIAC ARRHYTHMIA & CONDUCTION DISORDERS W CC	0.7451	22.0	18.3
139	CARDIAC ARRHYTHMIA & CONDUCTION DISORDERS W/O CC	0.5488	19.3	16.1
140	<sup>2</sup> ANGINA PECTORIS	0.6064	21.1	17.6
141	<sup>7</sup> SYNCOPE & COLLAPSE W CC	0.5304	22.5	18.8
142	<sup>7</sup> SYNCOPE & COLLAPSE W/O CC	0.5304	22.5	18.8
143	<sup>1</sup> CHEST PAIN	0.4586	16.9	14.1
144	<sup>7</sup> OTHER CIRCULATORY SYSTEM DIAGNOSES W CC	0.7913	21.8	18.2
145	<sup>7</sup> OTHER CIRCULATORY SYSTEM DIAGNOSES W/O CC	0.7913	21.8	18.2
146	<sup>8</sup> RECTAL RESECTION W CC	1.8658	47.5	39.6
147	<sup>8</sup> RECTAL RESECTION W/O CC	1.8658	47.5	39.6
148	MAJOR SMALL & LARGE BOWEL PROCEDURES W CC	2.0460	35.1	29.3
149	<sup>1</sup> MAJOR SMALL & LARGE BOWEL PROCEDURES W/O CC	0.4586	16.9	14.1
150	<sup>5</sup> PERITONEAL ADHESIOLYSIS W CC	1.8658	38.6	32.2
151	<sup>5</sup> PERITONEAL ADHESIOLYSIS W/O CC	1.8658	47.5	39.6
152	<sup>5</sup> MINOR SMALL & LARGE BOWEL PROCEDURES W CC	1.8658	38.6	32.2
153	<sup>5</sup> MINOR SMALL & LARGE BOWEL PROCEDURES W/O CC	1.8658	47.5	39.6
154	<sup>8</sup> STOMACH, ESOPHAGEAL & DUODENAL PROCEDURES AGE >17 W CC	1.8658	38.6	32.2
155	<sup>8</sup> STOMACH, ESOPHAGEAL & DUODENAL PROCEDURES AGE >17 W/O CC	1.8658	47.5	39.6
156	<sup>8</sup> STOMACH, ESOPHAGEAL & DUODENAL PROCEDURES AGE 0-17	1.8658	47.5	39.6
157	<sup>4</sup> ANAL & STOMAL PROCEDURES W CC	1.1899	28.5	23.8
158	<sup>4</sup> ANAL & STOMAL PROCEDURES W/O CC	1.1899	33.9	28.3
159	<sup>3</sup> HERNIA PROCEDURES EXCEPT INGUINAL & FEMORAL AGE >17 W CC	0.8508	24.3	20.3



LTC-DRG	Description	Relative Weight	Geometric Average Length of Stay	5/6 <sup>th</sup> of the Geometric Average Length of Stay
160	<sup>6</sup> HERNIA PROCEDURES EXCEPT INGUINAL & FEMORAL AGE >17 W/O CC	0.8508	31.8	26.5
161	<sup>6</sup> INGUINAL & FEMORAL HERNIA PROCEDURES AGE >17 W CC	1.8658	38.6	32.2
162	<sup>6</sup> INGUINAL & FEMORAL HERNIA PROCEDURES AGE >17 W/O CC	0.4586	18.8	15.6
163	<sup>6</sup> HERNIA PROCEDURES AGE 0-17	0.4586	18.8	15.6
164	<sup>6</sup> APPENDECTOMY W COMPLICATED PRINCIPAL DIAG W CC	1.8658	47.5	39.6
165	<sup>6</sup> APPENDECTOMY W COMPLICATED PRINCIPAL DIAG W/O CC	1.8658	47.5	39.6
166	<sup>6</sup> APPENDECTOMY W/O COMPLICATED PRINCIPAL DIAG W CC	1.8658	47.5	39.6
167	<sup>6</sup> APPENDECTOMY W/O COMPLICATED PRINCIPAL DIAG W/O CC	1.8658	47.5	39.6
168	<sup>4</sup> MOUTH PROCEDURES W CC	1.1899	28.5	23.8
169	<sup>4</sup> MOUTH PROCEDURES W/O CC	0.8508	31.8	26.5
170	<sup>7</sup> OTHER DIGESTIVE SYSTEM O.R. PROCEDURES W/O CC	1.7448	33.3	27.8
171	<sup>7</sup> OTHER DIGESTIVE SYSTEM O.R. PROCEDURES W CC	1.7448	33.3	27.8
172	<sup>7</sup> DIGESTIVE MALIGNANCY W CC	0.8822	22.8	19.0
173	<sup>7</sup> DIGESTIVE MALIGNANCY W/O CC	0.8822	22.8	19.0
174	<sup>7</sup> G.I. HEMORRHAGE W CC	0.7067	21.9	18.3
175	<sup>7</sup> G.I. HEMORRHAGE W/O CC	0.7067	21.9	18.3
176	COMPLICATED PEPTIC ULCER	1.0124	23.3	19.4
177	<sup>3</sup> UNCOMPLICATED PEPTIC ULCER W CC	0.8508	24.3	20.3
178	<sup>1</sup> UNCOMPLICATED PEPTIC ULCER W/O CC	0.4586	16.9	14.1
179	INFLAMMATORY BOWEL DISEASE	0.8728	23.4	19.5
180	G.I. OBSTRUCTION W CC	0.9438	22.2	18.5
181	<sup>2</sup> G.I. OBSTRUCTION W/O CC	0.6064	21.1	17.6
182	ESOPHAGITIS, GASTROENT & MISC DIGEST DISORDERS AGE >17 W CC	0.8373	23.1	19.3
183	ESOPHAGITIS, GASTROENT & MISC DIGEST DISORDERS AGE >17 W/O CC	0.6992	20.7	17.3
184	<sup>6</sup> ESOPHAGITIS, GASTROENT & MISC DIGEST DISORDERS AGE 0-17	0.6064	27.4	22.9
185	DENTAL & ORAL DIS EXCEPT EXTRACTIONS & RESTORATIONS, AGE >17	0.8447	24.2	20.2
186	<sup>6</sup> DENTAL & ORAL DIS EXCEPT EXTRACTIONS & RESTORATIONS, AGE >17	0.8508	31.8	26.5
187	<sup>6</sup> DENTAL EXTRACTIONS & RESTORATIONS	0.8508	31.8	26.5
188	OTHER DIGESTIVE SYSTEM DIAGNOSES AGE >17 W CC	0.9751	24.0	20.0
189	OTHER DIGESTIVE SYSTEM DIAGNOSES AGE >17 W/O CC	0.8839	22.9	19.1
190	<sup>6</sup> OTHER DIGESTIVE SYSTEM DIAGNOSES AGE 0-17	0.8508	31.8	26.5
191	<sup>6</sup> PANCREAS, LIVER & SHUNT PROCEDURES W CC	1.8658	38.6	32.2

LTC-DRG	Description	Relative Weight	Geometric Average Length of Stay	5/6 <sup>th</sup> of the Geometric Average Length of Stay
192	<sup>0</sup> PANCREAS, LIVER & SHUNT PROCEDURES W/O CC	1.8658	47.5	39.6
193	<sup>1</sup> BILIARY TRACT PROC EXCEPT ONLY CHOLECYST W OR W/O C.D.E. W CC	0.4586	16.9	14.1
194	<sup>0</sup> BILIARY TRACT PROC EXCEPT ONLY CHOLECYST W OR W/O C.D.E. W/O CC	0.4586	18.8	15.6
195	<sup>0</sup> CHOLECYSTECTOMY W C.D.E. W CC	1.8658	47.5	39.6
196	<sup>0</sup> CHOLECYSTECTOMY W C.D.E. W/O CC	1.8658	47.5	39.6
197	<sup>5</sup> CHOLECYSTECTOMY EXCEPT BY LAPAROSCOPE W/O C.D.E. W CC	1.8658	38.6	32.2
198	<sup>0</sup> CHOLECYSTECTOMY EXCEPT BY LAPAROSCOPE W/O C.D.E. W/O CC	1.8658	47.5	39.6
199	<sup>0</sup> HEPATOBILIARY DIAGNOSTIC PROCEDURE FOR MALIGNANCY	0.8508	31.8	26.5
200	<sup>3</sup> HEPATOBILIARY DIAGNOSTIC PROCEDURE FOR NON-MALIGNANCY	0.8508	24.3	20.3
201	<sup>4</sup> OTHER HEPATOBILIARY OR PANCREAS O.R. PROCEDURES	1.1899	28.5	23.8
202	CIRRHOSIS & ALCOHOLIC HEPATITIS	0.7217	23.3	19.4
203	MALIGNANCY OF HEPATOBILIARY SYSTEM OR PANCREAS	0.7867	20.9	17.4
204	DISORDERS OF PANCREAS EXCEPT MALIGNANCY	0.8626	21.5	17.9
205	DISORDERS OF LIVER EXCEPT MALIG, CIRRH, ALC HEPA W CC	0.7596	23.0	19.2
206	<sup>2</sup> DISORDERS OF LIVER EXCEPT MALIG, CIRRH, ALC HEPA W/O CC	0.6064	21.1	17.6
207	DISORDERS OF THE BILIARY TRACT W CC	0.6492	19.3	16.1
208	<sup>1</sup> DISORDERS OF THE BILIARY TRACT W/O CC	0.4586	16.9	14.1
209	<sup>5</sup> MAJOR JOINT & LIMB REATTACHMENT PROCEDURES OF LOWER EXTREMITY	1.8658	38.6	32.2
210	<sup>0</sup> HIP & FEMUR PROCEDURES EXCEPT MAJOR JOINT AGE >17 W CC	1.8658	38.6	32.2
211	<sup>0</sup> HIP & FEMUR PROCEDURES EXCEPT MAJOR JOINT AGE >17 W/O CC	1.8658	47.5	39.6
212	<sup>0</sup> HIP & FEMUR PROCEDURES EXCEPT MAJOR JOINT AGE 0-17	1.8658	47.5	39.6
213	AMPUTATION FOR MUSCULOSKELETAL SYSTEM & CONN TISSUE DISORDERS	1.1696	33.9	28.3
216	<sup>0</sup> BIOPSIES OF MUSCULOSKELETAL SYSTEM & CONNECTIVE TISSUE	1.8658	38.6	32.2
217	WND DEBRID & SKN GRFT EXCEPT HAND, FOR MUSCSKELET & CONN TISS DIS	1.3123	37.2	31.0
218	<sup>4</sup> LOWER EXTREM & HUMER PROC EXCEPT HIP, FOOT, FEMUR AGE >17 W CC	1.1899	28.5	23.8
219	<sup>0</sup> LOWER EXTREM & HUMER PROC EXCEPT HIP, FOOT, FEMUR AGE >17 W/O CC	1.1899	33.9	28.3
220	<sup>0</sup> LOWER EXTREM & HUMER PROC EXCEPT HIP, FOOT, FEMUR AGE 0-17	1.1899	33.9	28.3
223	<sup>0</sup> MAJOR SHOULDER/ELBOW PROC, OR OTHER UPPER EXTREMITY PROC W CC	1.1899	33.9	28.3
224	<sup>0</sup> SHOULDER, ELBOW OR FOREARM PROC, EXC MAJOR JOINT PROC, W/O CC	0.6064	27.4	22.9
225	FOOT PROCEDURES	1.0601	30.4	25.3
226	<sup>5</sup> SOFT TISSUE PROCEDURES W CC	1.8658	38.6	32.2
227	<sup>2</sup> SOFT TISSUE PROCEDURES W/O CC	0.6064	21.1	17.6

LTC-DRG	Description	Relative Weight	Geometric Average Length of Stay	5/6 <sup>th</sup> of the Geometric Average Length of Stay
226	<sup>3</sup> MAJOR THUMB OR JOINT PROC, OR OTH HAND OR WRIST PROC W CC	0.8508	24.3	20.3
229	<sup>1</sup> HAND OR WRIST PROC, EXCEPT MAJOR JOINT PROC, W/O CC	0.4586	16.9	14.1
230	<sup>5</sup> LOCAL EXCISION & REMOVAL OF INT FIX DEVICES OF HIP & FEMUR	1.8658	38.6	32.2
232	<sup>9</sup> ARTHROSCOPY	0.8508	31.8	26.5
233	<sup>9</sup> OTHER MUSCULOSKELET SYS & CONN TISS O.R. PROC W CC	1.5135	34.5	28.8
234	<sup>3</sup> OTHER MUSCULOSKELET SYS & CONN TISS O.R. PROC W/O CC	0.8508	24.3	20.3
235	FRACTURES OF FEMUR	0.7920	30.3	25.3
236	FRACTURES OF HIP & PELVIS	0.7348	26.9	22.4
237	<sup>1</sup> SPRAINS, STRAINS, & DISLOCATIONS OF HIP, PELVIS & THIGH	0.4586	16.9	14.1
238	OSTEOMYELITIS	0.9329	28.9	24.1
239	PATHOLOGICAL FRACTURES & MUSCULOSKELETAL & CONN TISS MALIGNANCY	0.6619	21.4	17.8
240	CONNECTIVE TISSUE DISORDERS W CC	0.7160	23.1	19.3
241	<sup>1</sup> CONNECTIVE TISSUE DISORDERS W/O CC	0.4586	16.9	14.1
242	SEPTIC ARTHRITIS	0.7943	26.2	21.8
243	MEDICAL BACK PROBLEMS	0.6072	22.3	18.6
244	BONE DISEASES & SPECIFIC ARTHROPATHIES W CC	0.5705	22.3	18.6
245	BONE DISEASES & SPECIFIC ARTHROPATHIES W/O CC	0.5109	19.3	16.1
246	NON-SPECIFIC ARTHROPATHIES	0.5884	21.4	17.8
247	SIGNS & SYMPTOMS OF MUSCULOSKELETAL SYSTEM & CONN TISSUE	0.5445	21.4	17.8
248	TENDONITIS, MYOSITIS & BURSIITIS	0.7830	24.3	20.3
249	AFTERCARE, MUSCULOSKELETAL SYSTEM & CONNECTIVE TISSUE	0.6907	23.9	19.9
250	<sup>2</sup> FX, SPRN, STRN & DISL OF FOREARM, HAND, FOOT AGE >17 W CC	0.6064	21.1	17.6
251	<sup>2</sup> FX, SPRN, STRN & DISL OF FOREARM, HAND, FOOT AGE >17 W/O CC	0.6064	21.1	17.6
252	<sup>9</sup> FX, SPRN, STRN & DISL OF FOREARM, HAND, FOOT AGE 0-17	0.8508	31.8	26.5
253	FX, SPRN, STRN & DISL OF UPARM, LOW LEG EX FOOT AGE >17 W CC	0.8368	28.5	23.8
254	FX, SPRN, STRN & DISL OF UPARM, LOW LEG EX FOOT AGE >17 W/O CC	0.6956	27.1	22.6
255	<sup>9</sup> FX, SPRN, STRN & DISL OF UPARM, LOW LEG EX FOOT AGE 0-17	0.8508	31.8	26.5
256	OTHER MUSCULOSKELETAL SYSTEM & CONNECTIVE TISSUE DIAGNOSES	0.7491	23.3	19.4
257	<sup>9</sup> TOTAL MASTECTOMY FOR MALIGNANCY W CC	0.4586	18.8	15.6
258	<sup>9</sup> TOTAL MASTECTOMY FOR MALIGNANCY W/O CC	0.4586	18.8	15.6
259	<sup>9</sup> SUBTOTAL MASTECTOMY FOR MALIGNANCY W/O CC	0.4586	18.8	15.6
260	<sup>1</sup> SUBTOTAL MASTECTOMY FOR MALIGNANCY W/O CC	0.4586	16.9	14.1

LTC-DRG	Description	Relative Weight	Geometric Average Length of Stay	5/6 <sup>ms</sup> of the Geometric Average Length of Stay
261	<sup>5</sup> BREAST PROC FOR NON-MALIGNANCY EXCEPT BIOPSY & LOCAL EXCISION	1.8658	38.6	32.2
262	<sup>3</sup> BREAST BIOPSY & LOCAL EXCISION FOR NON-MALIGNANCY	0.8508	24.3	20.3
263	SKIN GRAFT &/OR DEBRID FOR SKN ULCER OR CELLULITIS W CC	1.3568	39.1	32.6
264	SKIN GRAFT &/OR DEBRID FOR SKN ULCER OR CELLULITIS W/O CC	1.0622	33.0	27.5
265	SKIN GRAFT &/OR DEBRID EXCEPT FOR SKIN ULCER OR CELLULITIS W CC	1.4363	35.7	29.8
266	<sup>3</sup> SKIN GRAFT &/OR DEBRID EXCEPT FOR SKIN ULCER OR CELLULITIS W/O CC	0.8508	24.3	20.3
267	<sup>5</sup> PERIANAL & PILONIDAL PROCEDURES	1.8658	38.6	32.2
268	<sup>5</sup> SKIN, SUBCUTANEOUS TISSUE & BREAST PLASTIC PROCEDURES	1.8658	38.6	32.2
269	OTHER SKIN, SUBCUT TISS & BREAST PROC W CC	1.3904	38.4	32.0
270	<sup>3</sup> OTHER SKIN, SUBCUT TISS & BREAST PROC W/O CC	0.8508	24.3	20.3
271	SKIN ULCERS	0.9572	28.4	23.7
272	MAJOR SKIN DISORDERS W CC	0.7956	25.0	20.8
273	<sup>1</sup> MAJOR SKIN DISORDERS W/O CC	0.4586	16.9	14.1
274	MALIGNANT BREAST DISORDERS W CC	0.9535	27.7	23.1
275	<sup>1</sup> MALIGNANT BREAST DISORDERS W/O CC	0.4586	16.9	14.1
276	<sup>2</sup> NON-MALIGNANT BREAST DISORDERS	0.6064	21.1	17.6
277	CELLULITIS AGE >17 W CC	0.6711	21.6	18.0
278	CELLULITIS AGE >17 W/O CC	0.5277	19.0	15.8
279	<sup>5</sup> CELLULITIS AGE 0-17	0.4586	18.8	15.6
280	TRAUMA TO THE SKIN, SUBCUT TISS & BREAST AGE >17 W CC	0.8840	27.1	22.6
281	TRAUMA TO THE SKIN, SUBCUT TISS & BREAST AGE >17 W/O CC	0.8190	28.3	23.6
282	<sup>5</sup> TRAUMA TO THE SKIN, SUBCUT TISS & BREAST AGE 0-17	0.8508	31.8	26.5
283	MINOR SKIN DISORDERS W CC	0.7712	22.9	19.1
284	<sup>1</sup> MINOR SKIN DISORDERS W/O CC	0.4586	16.9	14.1
285	AMPUTAT OF LOWER LIMB FOR ENDOCRINE, NUTRIT, & METABOL DISORDERS	1.2799	35.9	29.9
286	<sup>5</sup> ADRENAL & PITUITARY PROCEDURES	1.1899	33.9	28.3
287	SKIN GRAFTS & WOUND DEBRID FOR ENDOC, NUTRIT & METAB DISORDERS	1.1090	32.4	27.0
288	<sup>3</sup> O.R. PROCEDURES FOR OBESITY	0.8508	24.3	20.3
289	<sup>5</sup> PARATHYROID PROCEDURES	1.1899	33.9	28.3
290	<sup>5</sup> THYROID PROCEDURES	1.1899	33.9	28.3
291	<sup>5</sup> THYROID GLOSSAL PROCEDURES	1.1899	33.9	28.3
292	<sup>4</sup> OTHER ENDOCRINE, NUTRIT & METAB O.R. PROC W CC	1.1899	28.5	23.8

LTC-DRG	Description	Relative Weight	Geometric Average Length of Stay	5/6 <sup>th</sup> of the Geometric Average Length of Stay
293	<sup>6</sup> OTHER ENDOCRINE, NUTRIT & METAB O.R. PROC W/O CC	1.1899	33.9	28.3
294	DIABETES AGE >35	0.7472	23.8	19.8
295	<sup>2</sup> DIABETES AGE 0-35	0.6064	21.1	17.6
296	<sup>2</sup> NUTRITIONAL & MISC METABOLIC DISORDERS AGE >17 W CC	0.7973	23.7	19.8
297	<sup>2</sup> NUTRITIONAL & MISC METABOLIC DISORDERS AGE >17 W/O CC	0.6225	21.6	18.0
298	<sup>9</sup> NUTRITIONAL & MISC METABOLIC DISORDERS AGE 0-17	0.6064	27.4	22.9
299	<sup>4</sup> INBORN ERRORS OF METABOLISM	1.1899	28.5	23.8
300	<sup>7</sup> ENDOCRINE DISORDERS W CC	0.7948	24.6	20.5
301	<sup>7</sup> ENDOCRINE DISORDERS W/O CC	0.7948	24.6	20.5
302	<sup>6</sup> KIDNEY TRANSPLANT	0.0000	0.0	0.0
303	<sup>4</sup> KIDNEY, URETER & MAJOR BLADDER PROCEDURES FOR NEOPLASM	1.1899	28.5	23.8
304	<sup>4</sup> KIDNEY, URETER & MAJOR BLADDER PROC FOR NON-NEOPL W CC	1.1899	28.5	23.8
305	<sup>2</sup> KIDNEY, URETER & MAJOR BLADDER PROC FOR NON-NEOPL W/O CC	0.6064	21.1	17.6
306	<sup>4</sup> PROSTATECTOMY W CC	1.1899	28.5	23.8
307	<sup>3</sup> PROSTATECTOMY W/O CC	0.8508	24.3	20.3
308	<sup>4</sup> MINOR BLADDER PROCEDURES W CC	1.1899	28.5	23.8
309	<sup>6</sup> MINOR BLADDER PROCEDURES W/O CC	1.1899	33.9	28.3
310	<sup>3</sup> TRANSURETHRAL PROCEDURES W CC	0.8508	24.3	20.3
311	<sup>6</sup> TRANSURETHRAL PROCEDURES W/O CC	0.8508	31.8	26.5
312	<sup>4</sup> URETHRAL PROCEDURES, AGE >17 W CC	1.1899	28.5	23.8
313	<sup>6</sup> URETHRAL PROCEDURES, AGE >17 W/O CC	1.1899	33.9	28.3
314	<sup>6</sup> URETHRAL PROCEDURES, AGE 0-17	0.6064	27.4	22.9
315	<sup>6</sup> OTHER KIDNEY & URINARY TRACT O.R. PROCEDURES	1.4618	34.2	28.5
316	RENAL FAILURE	0.9175	23.6	19.7
317	ADMIT FOR RENAL DIALYSIS	0.9238	22.1	18.4
318	<sup>7</sup> KIDNEY & URINARY TRACT NEOPLASMS W CC	0.7798	22.5	18.8
319	<sup>7</sup> KIDNEY & URINARY TRACT NEOPLASMS W/O CC	0.7798	22.5	18.8
320	<sup>7</sup> KIDNEY & URINARY TRACT INFECTIONS AGE >17 W CC	0.5721	21.9	18.3
321	<sup>6</sup> KIDNEY & URINARY TRACT INFECTIONS AGE >17 W/O CC	0.4586	18.8	15.6
322	<sup>2</sup> KIDNEY & URINARY TRACT INFECTIONS AGE 0-17	0.6064	21.1	17.6
323	<sup>1</sup> URINARY STONES W CC, &/OR ESW LITHOTRIPSY	0.4586	16.9	14.1
324	<sup>1</sup> URINARY STONES W/O CC	0.4586	16.9	14.1

LTC-DRG	Description	Relative Weight	Geometric Average Length of Stay	5/6 <sup>th</sup> of the Geometric Average Length of Stay
325	<sup>3</sup> KIDNEY & URINARY TRACT SIGNS & SYMPTOMS AGE >17 W CC	0.8508	24.3	20.3
326	<sup>1</sup> KIDNEY & URINARY TRACT SIGNS & SYMPTOMS AGE >17 W/O CC	0.4586	16.9	14.1
327	<sup>9</sup> KIDNEY & URINARY TRACT SIGNS & SYMPTOMS AGE 0-17	0.4586	18.8	15.6
328	<sup>2</sup> URETHRAL STRICTURE AGE >17 W CC	0.6064	21.1	17.6
329	<sup>9</sup> URETHRAL STRICTURE AGE >17 W/O CC	0.6064	27.4	22.9
330	<sup>9</sup> URETHRAL STRICTURE AGE 0-17	0.6064	27.4	22.9
331	OTHER KIDNEY & URINARY TRACT DIAGNOSES AGE >17 W CC	0.8240	22.9	19.1
332	OTHER KIDNEY & URINARY TRACT DIAGNOSES AGE >17 W/O CC	0.6263	22.3	18.6
333	<sup>9</sup> OTHER KIDNEY & URINARY TRACT DIAGNOSES AGE 0-17	0.6064	27.4	22.9
334	<sup>9</sup> MAJOR MALE PELVIC PROCEDURES W CC	1.8658	47.5	39.6
335	<sup>9</sup> MAJOR MALE PELVIC PROCEDURES W/O CC	1.8658	47.5	39.6
336	<sup>4</sup> TRANSURETHRAL PROSTATECTOMY W CC	1.1899	28.5	23.8
337	<sup>9</sup> TRANSURETHRAL PROSTATECTOMY W/O CC	1.1899	33.9	28.3
338	<sup>5</sup> TESTES PROCEDURES, FOR MALIGNANCY	1.8658	38.6	32.2
339	<sup>1</sup> TESTES PROCEDURES, NON-MALIGNANCY AGE >17	0.4586	16.9	14.1
340	<sup>9</sup> TESTES PROCEDURES, NON-MALIGNANCY AGE 0-17	0.4586	18.8	15.6
341	<sup>5</sup> PENIS PROCEDURES	1.8658	38.6	32.2
342	<sup>9</sup> CIRCUMCISION AGE >17	0.4586	18.8	15.6
343	<sup>9</sup> CIRCUMCISION AGE 0-17	0.4586	18.8	15.6
344	<sup>5</sup> OTHER MALE REPRODUCTIVE SYSTEM O.R. PROCEDURES FOR MALIGNANCY	1.8658	38.6	32.2
345	<sup>9</sup> OTHER MALE REPRODUCTIVE SYSTEM O.R. PROC EXCEPT FOR MALIGNANCY	1.8658	38.6	32.2
346	MALIGNANCY, MALE REPRODUCTIVE SYSTEM, W CC	0.6556	20.8	17.3
347	<sup>1</sup> MALIGNANCY, MALE REPRODUCTIVE SYSTEM, W/O CC	0.4586	16.9	14.1
348	<sup>2</sup> BENIGN PROSTATIC HYPERTROPHY W CC	0.6064	21.1	17.6
349	<sup>2</sup> BENIGN PROSTATIC HYPERTROPHY W/O CC	0.6064	21.1	17.6
350	INFLAMMATION OF THE MALE REPRODUCTIVE SYSTEM	0.7789	22.6	18.8
351	<sup>9</sup> STERILIZATION, MALE	0.4586	18.8	15.6
352	<sup>4</sup> OTHER MALE REPRODUCTIVE SYSTEM DIAGNOSES	1.1899	28.5	23.8
353	PELVIC EVISCERATION, RADICAL HYSTERECTOMY & RADICAL VULVECTOMY	1.8658	47.5	39.6
354	<sup>9</sup> UTERINE, ADNEXA PROC FOR NON-OVARIAN/ADNEXAL MALIGN W CC	1.8658	47.5	39.6
355	<sup>9</sup> UTERINE, ADNEXA PROC FOR NON-OVARIAN/ADNEXAL MALIGN W/O CC	1.8658	47.5	39.6
356	<sup>9</sup> FEMALE REPRODUCTIVE SYSTEM RECONSTRUCTIVE PROCEDURES	1.1899	33.9	28.3

LTC-DRG	Description	Relative Weight	Geometric Average Length of Stay	5/6 <sup>th</sup> of the Geometric Average Length of Stay
357	° UTERINE & ADNEXA PROC FOR OVARIAN OR ADNEXAL MALIGNANCY	1.1899	33.9	28.3
358	° UTERINE & ADNEXA PROC FOR NON-MALIGNANCY W CC	1.1899	33.9	28.3
359	° UTERINE & ADNEXA PROC FOR NON-MALIGNANCY W/O CC	1.1899	33.9	28.3
360	° VAGINA, CERVIX & VULVA PROCEDURES	1.1899	33.9	28.3
361	° LAPAROSCOPY & INCISIONAL TUBAL INTERRUPTION	0.4586	18.8	15.6
362	° ENDOSCOPIC TUBAL INTERRUPTION	0.4586	18.8	15.6
363	° D&C, CONIZATION & RADIO-IMPLANT, FOR MALIGNANCY	0.4586	18.8	15.6
364	° D&C, CONIZATION EXCEPT FOR MALIGNANCY	0.4586	18.8	15.6
365	° OTHER FEMALE REPRODUCTIVE SYSTEM O.R. PROCEDURES	1.8658	38.6	32.2
366	° MALIGNANCY, FEMALE REPRODUCTIVE SYSTEM W CC	1.0345	23.9	19.9
367	° MALIGNANCY, FEMALE REPRODUCTIVE SYSTEM W/O CC	0.4586	16.9	14.1
368	° INFECTIONS, FEMALE REPRODUCTIVE SYSTEM	0.7168	22.5	18.8
369	° MENSTRUAL & OTHER FEMALE REPRODUCTIVE SYSTEM DISORDERS	0.8508	24.3	20.3
370	° CESAREAN SECTION W CC	0.8508	31.8	26.5
371	° CESAREAN SECTION W/O CC	0.4586	18.8	15.6
372	° VAGINAL DELIVERY W COMPLICATING DIAGNOSES	0.4586	18.8	15.6
373	° VAGINAL DELIVERY W/O COMPLICATING DIAGNOSES	0.4586	18.8	15.6
374	° VAGINAL DELIVERY W STERILIZATION &/OR D&C	0.4586	18.8	15.6
375	° VAGINAL DELIVERY W O.R. PROC EXCEPT STERIL &/OR D&C	0.4586	18.8	15.6
376	° POSTPARTUM & POST ABORTION DIAGNOSES W/O O.R. PROCEDURE	0.4586	18.8	15.6
377	° POSTPARTUM & POST ABORTION DIAGNOSES W O.R. PROCEDURE	0.4586	31.8	26.5
378	° ECTOPIC PREGNANCY	0.4586	18.8	15.6
379	° THREATENED ABORTION	0.4586	18.8	15.6
380	° ABORTION W/O D&C	0.4586	18.8	15.6
381	° ABORTION W D&C, ASPIRATION CURETTAGE OR HYSTEROTOMY	0.4586	18.8	15.6
382	° FALSE LABOR	0.4586	18.8	15.6
383	° OTHER ANTEPARTUM DIAGNOSES W MEDICAL COMPLICATIONS	0.4586	18.8	15.6
384	° OTHER ANTEPARTUM DIAGNOSES W/O MEDICAL COMPLICATIONS	0.4586	18.8	15.6
385	° NEONATES, DIED OR TRANSFERRED TO ANOTHER ACUTE CARE FACILITY	0.4586	18.8	15.6
386	° EXTREME IMMATUREITY OR RESPIRATORY DISTRESS SYNDROME, NEONATE	0.4586	18.8	15.6
387	° PREMATURITY W MAJOR PROBLEMS	0.4586	18.8	15.6
388	° PREMATURITY W/O MAJOR PROBLEMS	0.4586	18.8	15.6

LTC-DRG	Description	Relative Weight	Geometric Average Length of Stay	5/6 <sup>th</sup> of the Geometric Average Length of Stay
389	<sup>0</sup> FULL TERM NEONATE W MAJOR PROBLEMS	0.4586	18.8	15.6
390	<sup>0</sup> NEONATE W OTHER SIGNIFICANT PROBLEMS	0.4586	18.8	15.6
391	<sup>0</sup> NORMAL NEWBORN	0.4586	18.8	15.6
392	<sup>0</sup> SPLENECTOMY AGE >17	1.8658	47.5	39.6
393	<sup>0</sup> SPLENECTOMY AGE 0-17	1.8658	47.5	39.6
394	<sup>4</sup> OTHER O.R. PROCEDURES OF THE BLOOD AND BLOOD FORMING ORGANS	1.1899	28.5	23.8
395	RED BLOOD CELL DISORDERS AGE >17	0.7516	23.7	19.8
396	<sup>0</sup> RED BLOOD CELL DISORDERS AGE 0-17	0.6064	27.4	22.9
397	COAGULATION DISORDERS	0.7827	19.2	16.0
398	RETICULOENDOTHELIAL & IMMUNITY DISORDERS W CC	0.7520	21.4	17.8
399	RETICULOENDOTHELIAL & IMMUNITY DISORDERS W/O CC	0.6064	21.1	17.6
401	<sup>4</sup> LYMPHOMA & NON-ACUTE LEUKEMIA W OTHER O.R. PROC W CC	1.1899	28.5	23.8
402	<sup>0</sup> LYMPHOMA & NON-ACUTE LEUKEMIA W OTHER O.R. PROC W/O CC	0.8508	31.8	26.5
403	LYMPHOMA & NON-ACUTE LEUKEMIA W CC	0.8996	22.0	18.3
404	<sup>1</sup> LYMPHOMA & NON-ACUTE LEUKEMIA W/O CC	0.4586	16.9	14.1
405	<sup>0</sup> ACUTE LEUKEMIA W/O MAJOR O.R. PROCEDURE AGE 0-17	0.4586	18.8	15.6
406	<sup>0</sup> MYELOPROLIF DISORD OR POORLY DIFF NEOPL W MAJ O.R. PROC W CC	1.8658	38.6	32.2
407	<sup>0</sup> MYELOPROLIF DISORD OR POORLY DIFF NEOPL W MAJ O.R. PROC W/O CC	1.1899	33.9	28.3
408	<sup>4</sup> MYELOPROLIF DISORD OR POORLY DIFF NEOPL W OTHER O.R. PROC	1.1899	28.5	23.8
409	RADIOTHERAPY	0.9104	22.6	18.8
410	<sup>4</sup> CHEMOTHERAPY W/O ACUTE LEUKEMIA AS SECONDARY DIAGNOSIS	1.1899	28.5	23.8
411	<sup>0</sup> HISTORY OF MALIGNANCY W/O ENDOSCOPY	0.4586	18.8	15.6
412	<sup>0</sup> HISTORY OF MALIGNANCY W ENDOSCOPY	0.4586	18.8	15.6
413	OTHER MYELOPROLIF DIS OR POORLY DIFF NEOPL DIAG W CC	0.8807	20.7	17.3
414	<sup>2</sup> OTHER MYELOPROLIF DIS OR POORLY DIFF NEOPL DIAG W/O CC	0.6064	21.1	17.6
415	O.R. PROCEDURE FOR INFECTIOUS & PARASITIC DISEASES	1.5485	36.5	30.4
416	SEPTICEMIA AGE >17	0.8961	23.9	19.9
417	SEPTICEMIA AGE 0-17	0.8508	31.8	26.5
418	POSTOPERATIVE & POST-TRAUMATIC INFECTIONS	0.8697	24.7	20.6
419	<sup>4</sup> FEVER OF UNKNOWN ORIGIN AGE >17 W CC	1.1899	28.5	23.8
420	<sup>4</sup> FEVER OF UNKNOWN ORIGIN AGE >17 W/O CC	1.1899	28.5	23.8
421	VIRAL ILLNESS AGE >17	1.0125	25.1	20.9



LTC-DRG	Description	Relative Weight	Geometric Average Length of Stay	5/6 <sup>th</sup> of the Geometric Average Length of Stay
422	<sup>0</sup> VIRAL ILLNESS & FEVER OF UNKNOWN ORIGIN AGE 0-17	0.6064	27.4	22.9
423	<sup>0</sup> OTHER INFECTIOUS & PARASITIC DISEASES DIAGNOSES	0.9425	22.8	19.0
424	<sup>5</sup> O.R. PROCEDURE W PRINCIPAL DIAGNOSES OF MENTAL ILLNESS	1.8658	38.6	32.2
425	ACUTE ADJUSTMENT REACTION & PSYCHOSOCIAL DYSFUNCTION	0.5649	21.2	17.7
426	DEPRESSIVE NEUROSES	0.5777	26.6	22.2
427	<sup>1</sup> NEUROSES EXCEPT DEPRESSIVE	0.4586	16.9	14.1
428	DISORDERS OF PERSONALITY & IMPULSE CONTROL	0.6617	29.1	24.3
429	ORGANIC DISTURBANCES & MENTAL RETARDATION	0.5767	24.4	20.3
430	PSYCHOSES	0.4746	22.7	18.9
431	CHILDHOOD MENTAL DISORDERS	0.4875	22.0	18.3
432	<sup>0</sup> OTHER MENTAL DISORDER DIAGNOSES	0.4586	18.8	15.6
433	<sup>1</sup> ALCOHOL/DRUG ABUSE OR DEPENDENCE, LEFT AMA	0.4586	16.9	14.1
439	SKIN GRAFTS FOR INJURIES	1.0808	35.0	29.2
440	WOUND DEBRIDEMENTS FOR INJURIES	1.2254	32.2	26.8
441	<sup>2</sup> HAND PROCEDURES FOR INJURIES	0.6064	21.1	17.6
442	<sup>7</sup> OTHER O.R. PROCEDURES FOR INJURIES W CC	1.4772	37.3	31.1
443	<sup>7</sup> OTHER O.R. PROCEDURES FOR INJURIES W/O CC	1.4772	37.3	31.1
444	<sup>7</sup> TRAUMATIC INJURY AGE >17 W CC	0.8051	24.4	20.3
445	<sup>7</sup> TRAUMATIC INJURY AGE >17 W/O CC	0.8051	24.4	20.3
446	<sup>0</sup> TRAUMATIC INJURY AGE 0-17	0.8508	31.8	26.5
447	<sup>3</sup> ALLERGIC REACTIONS AGE >17	0.8508	24.3	20.3
448	<sup>0</sup> ALLERGIC REACTIONS AGE 0-17	0.8508	31.8	26.5
449	<sup>2</sup> POISONING & TOXIC EFFECTS OF DRUGS AGE >17 W CC	0.6064	21.1	17.6
450	<sup>1</sup> POISONING & TOXIC EFFECTS OF DRUGS AGE >17 W/O CC	0.4586	16.9	14.1
451	<sup>0</sup> POISONING & TOXIC EFFECTS OF DRUGS AGE 0-17	0.6064	27.4	22.9
452	COMPLICATIONS OF TREATMENT W CC	0.9938	25.4	21.2
453	COMPLICATIONS OF TREATMENT W/O CC	0.7085	22.0	18.3
454	<sup>3</sup> OTHER INJURY, POISONING & TOXIC EFFECT DIAG W CC	0.8508	24.3	20.3
455	<sup>2</sup> OTHER INJURY, POISONING & TOXIC EFFECT DIAG W/O CC	0.6064	21.1	17.6
461	O.R. PROC W DIAGNOSES OF OTHER CONTACT W HEALTH SERVICES	1.2824	35.2	29.3
462	REHABILITATION	0.6569	23.2	19.3
463	SIGNS & SYMPTOMS W CC	0.6631	23.4	19.5

LTC-DRG	Description	Relative Weight	Geometric Average Length of Stay	5/6 <sup>th</sup> of the Geometric Average Length of Stay
464	SIGNS & SYMPTOMS W/O CC	0.5561	22.7	18.9
465	AFTERCARE W HISTORY OF MALIGNANCY AS SECONDARY DIAGNOSIS	0.6885	17.1	17.1
466	AFTERCARE W/O HISTORY OF MALIGNANCY AS SECONDARY DIAGNOSIS	0.7286	22.2	18.5
467	<sup>2</sup> OTHER FACTORS INFLUENCING HEALTH STATUS	0.6064	21.1	17.6
468	EXTENSIVE O.R. PROCEDURE UNRELATED TO PRINCIPAL DIAGNOSIS	2.1286	41.7	34.8
469	<sup>6</sup> PRINCIPAL DIAGNOSIS INVALID AS DISCHARGE DIAGNOSIS	0.0000	0.0	0.0
470	<sup>6</sup> UNGROUPABLE	0.0000	0.0	0.0
471	<sup>6</sup> BILATERAL OR MULTIPLE MAJOR JOINT PROCS OF LOWER EXTREMITY	0.8508	31.8	26.5
473	ACUTE LEUKEMIA W/O MAJOR O.R. PROCEDURE AGE >17	0.8622	20.7	17.3
475	RESPIRATORY SYSTEM DIAGNOSIS WITH VENTILATOR SUPPORT	2.1015	34.2	28.5
476	<sup>3</sup> PROSTATIC O.R. PROCEDURE UNRELATED TO PRINCIPAL DIAGNOSIS	0.8508	24.3	20.3
477	NON-EXTENSIVE O.R. PROCEDURE UNRELATED TO PRINCIPAL DIAGNOSIS	1.5653	35.2	29.3
478	OTHER VASCULAR PROCEDURES W/CC	1.4010	33.3	27.8
479	<sup>2</sup> OTHER VASCULAR PROCEDURES W/O CC	0.6064	21.1	17.6
480	<sup>6</sup> LIVER TRANSPLANT	0.0000	0.0	0.0
481	<sup>6</sup> BONE MARROW TRANSPLANT	1.1899	33.9	28.3
482	<sup>6</sup> TRACHEOSTOMY FOR FACE, MOUTH & NECK DIAGNOSES	1.1899	33.9	28.3
484	<sup>6</sup> CRANIOTOMY FOR MULTIPLE SIGNIFICANT TRAUMA	1.1899	33.9	28.3
485	<sup>4</sup> LIMB REATTACHMENT, HIP AND FEMUR PROC FOR MULTIPLE SIGNIFICANT TRA	1.1899	28.5	23.8
486	<sup>5</sup> OTHER O.R. PROCEDURES FOR MULTIPLE SIGNIFICANT TRAUMA	1.8658	38.6	32.2
487	OTHER MULTIPLE SIGNIFICANT TRAUMA	1.1431	24.7	20.6
488	<sup>5</sup> HIV W EXTENSIVE O.R. PROCEDURE	1.8658	38.6	32.2
489	HIV W MAJOR RELATED CONDITION	0.9854	23.7	19.8
490	HIV W/O OTHER RELATED CONDITION	1.0495	23.3	19.4
491	<sup>6</sup> MAJOR JOINT & LIMB REATTACHMENT PROCEDURES OF UPPER EXTREMITY	1.8658	47.5	39.6
492	CHEMOTHERAPY W ACUTE LEUKEMIA OR W USE OF HI DOSE CHEMOAGENT	1.1899	33.9	28.3
493	<sup>4</sup> LAPAROSCOPIC CHOLECYSTECTOMY W/O C.D.E. W/CC	1.1899	28.5	23.8
494	<sup>6</sup> LAPAROSCOPIC CHOLECYSTECTOMY W/O C.D.E. W/O CC	1.1899	33.9	28.3
495	<sup>6</sup> LUNG TRANSPLANT	0.0000	0.0	0.0
496	<sup>3</sup> COMBINED ANTERIOR/POSTERIOR SPINAL FUSION	0.8508	24.3	20.3
497	SPINAL FUSION EXCEPT CERVICAL W/CC	0.8508	24.3	20.3
498	<sup>6</sup> SPINAL FUSION EXCEPT CERVICAL W/O CC	0.8508	31.8	26.5

LTC-DRG	Description	Relative Weight	Geometric Average Length of Stay	5/6 <sup>th</sup> of the Geometric Average Length of Stay
499	* BACK & NECK PROCEDURES EXCEPT SPINAL FUSION W/ CC	1.1899	28.5	23.8
500	<sup>1</sup> BACK & NECK PROCEDURES EXCEPT SPINAL FUSION W/O CC	0.4586	16.9	14.1
501	* KNEE PROCEDURES W/ PDX OF INFECTION W/ CC	1.1899	28.5	23.8
502	<sup>4</sup> KNEE PROCEDURES W/ PDX OF INFECTION W/O CC	1.1899	28.5	23.8
503	* KNEE PROCEDURES W/O PDX OF INFECTION	1.8658	47.5	39.6
504	* EXTENSIVE BURNS OF FULL THICKNESS BURNS WITH MECH VENT 96+HRS WITH SKIN GRAFT	0.8508	24.3	20.3
505	<sup>3</sup> EXTENSIVE BURNS OF FULL THICKNESS BURNS WITH MECH VENT 96+HRS WITHOUT SKIN GRAFT	1.1899	28.5	23.8
506	* FULL THICKNESS BURN W/ SKIN GRAFT OR INHAL INJ W/ CC OR SIG TRAUMA	0.8508	31.8	26.5
507	<sup>8</sup> FULL THICKNESS BURN W/ SKIN GRAFT OR INHAL INJ W/O CC OR SIG TRAUMA	0.8303	26.0	21.7
508	FULL THICKNESS BURN W/O SKIN GRAFT OR INHAL INJ W/ CC OR SIG TRAUMA	0.4586	16.9	14.1
509	<sup>1</sup> FULL THICKNESS BURN W/O SKIN GRAFT OR INH INJ W/O CC OR SIG TRAUMA	0.9301	26.8	22.3
510	NON-EXTENSIVE BURNS W/ CC OR SIGNIFICANT TRAUMA	0.6064	21.1	17.6
511	<sup>2</sup> NON-EXTENSIVE BURNS W/O CC OR SIGNIFICANT TRAUMA	0.0000	0.0	0.0
512	<sup>8</sup> SIMULTANEOUS PANCREAS/KIDNEY TRANSPLANT	0.0000	0.0	0.0
513	<sup>8</sup> PANCREAS TRANSPLANT	1.8658	38.6	32.2
515	<sup>8</sup> CARDIAC DEFIBRILLATOR IMPLANT W/O CARDIAC CATH	0.6064	27.4	22.9
516	<sup>8</sup> PERCUTANEOUS CARDIOVASC PROC W/ AMI	0.8508	24.3	20.3
517	<sup>3</sup> PERC CARDIO PROC W/ NON-DRUG ELUTING STENT W/O AMI	0.6064	21.1	17.6
518	<sup>2</sup> PERC CARDIO PROC W/O CORONARY ARTERY STENT OR AMI	0.8508	24.3	20.3
519	<sup>3</sup> CERVICAL SPINAL FUSION W/ CC	0.8508	31.8	26.5
520	<sup>8</sup> CERVICAL SPINAL FUSION W/O CC	0.6011	22.2	18.5
521	<sup>7</sup> ALCOHOL/DRUG ABUSE OR DEPENDENCE W/ CC	0.6011	22.2	18.5
522	<sup>7</sup> ALC/DRUG ABUSE OR DEPEND W/ REHABILITATION THERAPY W/O CC	0.6011	22.2	18.5
523	<sup>7</sup> ALC/DRUG ABUSE OR DEPEND W/O REHABILITATION THERAPY W/O CC	0.6247	22.0	18.3
524	TRANSIENT ISCHEMIA	1.8658	47.5	39.6
525	<sup>8</sup> OTHER HEART ASSIST SYSTEM IMPLANT	0.8508	31.8	26.5
526	<sup>8</sup> PERCUTANEOUS CARDIOVASCULAR PROC W/ DRUG ELUTING STENT W/ AMI	0.8508	31.8	26.5
527	<sup>8</sup> PERCUTANEOUS CARDIOVASCULAR PROC W/ DRUG ELUTING STENT W/O AMI	1.1899	33.9	28.3
528	<sup>8</sup> INTRACRANIAL VASCULAR PROC W/ PDX HEMORRHAGE	1.1899	28.5	23.8
529	<sup>4</sup> VENTRICULAR SHUNT PROCEDURES W/ CC	1.1899	33.9	28.3
530	<sup>8</sup> VENTRICULAR SHUNT PROCEDURES W/O CC	1.1899	28.5	23.8
531	<sup>4</sup> SPINAL PROCEDURES W/ CC	1.1899	28.5	23.8

LTC-DRG	Description	Relative Weight	Geometric Average Length of Stay	5/6 <sup>ms</sup> of the Geometric Average Length of Stay
532	<sup>1</sup> SPINAL PROCEDURES W/O CC	0.4586	16.9	14.1
533	<sup>6</sup> EXTRACRANIAL PROCEDURES W CC	1.8658	38.6	32.2
534	<sup>6</sup> EXTRACRANIAL PROCEDURES W/O CC	0.4586	18.8	15.6
535	<sup>3</sup> CARDIAC DEFIB IMPLANT W CARDIAC CATH W AMI/HF/SHOCK	0.8508	24.3	20.3
536	<sup>6</sup> CARDIAC DEFIB IMPLANT W CARDIAC CATH W/O AMI/HF/SHOCK	1.8658	38.6	32.2
537	LOCAL EXCIS & REMOV OF INT FIX DEV EXCEPT HIP & FEMUR W CC	1.2686	35.2	29.3
538	<sup>3</sup> LOCAL EXCIS & REMOV OF INT FIX DEV EXCEPT HIP & FEMUR W/O CC	0.8508	24.3	20.3
539	<sup>3</sup> LYMPHOMA & LEUKEMIA W MAJOR OR PROCEDURE W CC	0.8508	24.3	20.3
540	<sup>6</sup> LYMPHOMA & LEUKEMIA W MAJOR OR PROCEDURE W/O CC	0.6064	27.4	22.9
541	TRAC W MECH VENT 96+HRS OR PDX EXCEPT FACE, MOUTH & NECK DX WITH MAJOR OR	3.5184	56.2	46.8
542	TRAC W MECH VENT 96+HRS OR PDX EXCEPT FACE, MOUTH & NECK DX WITHOUT MAJOR OR	2.9337	45.9	38.3
543	<sup>3</sup> CRANIOTOMY W IMPLANT OF CHEMO AGENT OR ACUTE COMPLEX CNS PDX	1.8658	38.6	32.2

<sup>1</sup> Relative weights for these LTC-DRGs were determined by assigning these cases to low-volume quintile 1.

<sup>2</sup> Relative weights for these LTC-DRGs were determined by assigning these cases to low-volume quintile 2.

<sup>3</sup> Relative weights for these LTC-DRGs were determined by assigning these cases to low-volume quintile 3.

<sup>4</sup> Relative weights for these LTC-DRGs were determined by assigning these cases to low-volume quintile 4.

<sup>5</sup> Relative weights for these LTC-DRGs were determined by assigning these cases to low-volume quintile 5.

<sup>6</sup> Relative weights for these LTC-DRGs were assigned a value of 0.0000.

<sup>7</sup> Relative weights for these LTC-DRGs were determined after adjusting to account for nonmonotonicity (see step 5 above).

<sup>8</sup> Relative weights for these LTC-DRGs were determined by assigning these cases to the appropriate low volume quintile because they had no L.TCH cases in the FY 2003 MedPAR file.

BILLING CODE 4120-01-C

## Appendix A—Regulatory Analysis of Impacts

### I. Background and Summary

We have examined the impacts of this final rule as required by Executive Order 12866 (September 1993, Regulatory Planning and Review) and the Regulatory Flexibility Act (RFA) (September 19, 1980, Pub. L. 96-354), section 1102(b) of the Social Security Act, the Unfunded Mandates Reform Act of 1995 (Pub. L. 104-4), and Executive Order 13132.

Executive Order 12866 directs agencies to assess all costs and benefits of available regulatory alternatives and, if regulation is necessary, to select regulatory approaches that maximize net benefits (including potential economic, environmental, public health and safety effects, distributive impacts, and equity). A regulatory impact analysis (RIA) must be prepared for major rules with economically significant effects (\$100 million or more in any 1 year).

We have determined that this final rule is a major rule as defined in 5 U.S.C. 804(2). Based on the overall percentage change in payments per case estimated using our payment simulation model (a 5.8 percent increase), we estimate that the total impact of these proposed changes for FY 2005 payments compared to FY 2004 payments to be approximately a \$5.05 billion increase. This amount does not reflect changes in hospital admissions or case-mix intensity, which would also affect overall payment changes.

The RFA requires agencies to analyze options for regulatory relief of small businesses. For purposes of the RFA, small entities include small businesses, nonprofit organizations, and government agencies. Most hospitals and most other providers and suppliers are small entities, either by nonprofit status or by having revenues of \$5 million to \$25 million in any 1 year. For purposes of the RFA, all hospitals and other providers and suppliers are considered to be small entities. Individuals and States are not included in the definition of a small entity.

In addition, section 1102(b) of the Act requires us to prepare a regulatory impact analysis for any final rule that may have a significant impact on the operations of a substantial number of small rural hospitals. This analysis must conform to the provisions of section 603 of the RFA. With the exception of hospitals located in certain New England counties, for purposes of section 1102(b) of the Act, we previously defined a small rural hospital as a hospital with fewer than 100 beds that is located outside of a Metropolitan Statistical Area (MSA) or New England County Metropolitan Area (NECMA). However, under the new labor market definitions that we are proposing to adopt, we no longer employ NECMAs to define urban areas in New England. Therefore, we now define a small rural hospital as a hospital with fewer than 100 beds that is located outside of a Metropolitan Statistical Area (MSA). Section 601(g) of the Social Security Amendments of 1983 (Pub. L. 98-21) designated hospitals in certain New England counties as belonging to the adjacent NECMA. Thus, for purposes of the IPPS, we

continue to classify these hospitals as urban hospitals.

Section 202 of the Unfunded Mandates Reform Act of 1995 (Pub. L. 104-4) also requires that agencies assess anticipated costs and benefits before issuing any proposed rule (or a final rule that has been preceded by a proposed rule) that may result in an expenditure in any one year by State, local, or tribal governments, in the aggregate, or by the private sector, of \$110 million. This final rule will not mandate any requirements for State, local, or tribal governments.

Executive Order 13132 establishes certain requirements that an agency must meet when it promulgates a proposed rule (and subsequent final rule) that imposes substantial direct requirement costs on State and local governments, preempts State law, or otherwise has Federalism implications. We have reviewed this final rule in light of Executive Order 13132 and have determined that it would not have any negative impact on the rights, roles, and responsibilities of State, local, or tribal governments.

In accordance with the provisions of Executive Order 12866, this final rule was reviewed by the Office of Management and Budget.

The following analysis, in conjunction with the remainder of this document, demonstrates that this final rule is consistent with the regulatory philosophy and principles identified in Executive Order 12866, the RFA, and section 1102(b) of the Act. The final rule will affect payments to a substantial number of small rural hospitals as well as other classes of hospitals, and the effects on some hospitals may be significant.

### II. Objectives

The primary objective of the IPPS is to create incentives for hospitals to operate efficiently and minimize unnecessary costs while at the same time ensuring that payments are sufficient to adequately compensate hospitals for their legitimate costs. In addition, we share national goals of preserving the Medicare Trust Fund.

We believe the changes in this final rule will further each of these goals while maintaining the financial viability of the hospital industry and ensuring access to high quality health care for Medicare beneficiaries. We expect that these final changes will ensure that the outcomes of this payment system are reasonable and equitable while avoiding or minimizing unintended adverse consequences.

### III. Limitations of Our Analysis

The following quantitative analysis presents the projected effects of our final policy changes, as well as statutory changes effective for FY 2005, on various hospital groups. We estimate the effects of individual policy changes by estimating payments per case while holding all other payment policies constant. We use the best data available, but we do not attempt to predict behavioral responses to our policy changes, and we do not make adjustments for future changes in such variables as admissions, lengths of stay, or case-mix. As we have done for previous proposed rules, we solicited comments and information about the anticipated effects of

these changes on hospitals and our methodology for estimating them. Any comments that we received in response to the proposed rule are addressed in this final rule.

### IV. Hospitals Included In and Excluded From the IPPS

The prospective payment systems for hospital inpatient operating and capital-related costs encompass nearly all general short-term, acute care hospitals that participate in the Medicare program. There were 41 Indian Health Service hospitals in our database, which we excluded from the analysis due to the special characteristics of the prospective payment method for these hospitals. Among other short-term, acute care hospitals, only the 47 such hospitals in Maryland remain excluded from the IPPS under the waiver at section 1814(b)(3) of the Act.

As of July 2004, there are 3,897 IPPS hospitals to be included in our analysis. This represents about 80 percent of all Medicare-participating hospitals. The majority of this impact analysis focuses on this set of hospitals. There are also approximately 934 critical access hospitals (CAHs). These small, limited service hospitals are paid on the basis of reasonable costs rather than under the IPPS. There are also 1,167 specialty hospitals and units that are excluded from the IPPS. These specialty hospitals include psychiatric hospitals and units, rehabilitation hospitals and units, long-term care hospitals, children's hospitals, and cancer hospitals. The impacts of our policy changes on these hospitals are discussed below.

### V. Impact on Excluded Hospitals and Hospital Units

As of July 2004, there were 1,167 specialty hospitals excluded from the IPPS. Of these 1,167 specialty hospitals, 475 psychiatric hospitals, 80 children's, 11 cancer hospitals and the less than 10 percent of LTCHs that are paid under the LTCH PPS blend methodology are being paid, in whole or in part, on a reasonable cost basis subject to the rate-of-increase ceiling under § 413.40. The remaining providers—216 rehabilitation and approximately 90 percent of the 338 long-term care hospitals are paid 100 percent of the Federal rate under the IRF and LTCH PPS, respectively. In addition, there were 1,374 psychiatric units (paid on a reasonable cost basis) and 1,001 rehabilitation units (paid under IRF PPS) in hospitals otherwise subject to the IPPS. Under § 413.40(a)(2)(i)(A), the rate-of-increase ceiling is not applicable to the 47 specialty hospitals and units in Maryland that are paid in accordance with the waiver at section 1814(b)(3) of the Act.

In the past, hospitals and units excluded from the IPPS have been paid based on their reasonable costs subject to limits as established by the Tax Equity and Fiscal Responsibility Act of 1982 (TEFRA). Hospitals that continue to be paid based on their reasonable costs are subject to TEFRA limits for FY 2005. For these hospitals, the update is the percentage increase in the excluded hospital market basket, currently estimated at 3.3 percent.

Inpatient rehabilitation facilities (IRFs) are paid under a prospective payment system

(IRF PPS) for cost reporting periods beginning on or after January 1, 2002. For cost reporting periods beginning during FY 2005, the IRF PPS is based on 100 percent of the adjusted Federal IRF prospective payment amount, updated annually. Therefore, these hospitals are not impacted by this final rule.

Effective for cost reporting periods beginning on or after October 1, 2002, LTCHs are paid under a LTCH PPS, based on the adjusted Federal prospective payment amount, updated annually. LTCHs will receive a blended payment (Federal prospective payment and a reasonable cost-based payment) over a 5-year transition period. However, under the LTCH PPS, a LTCH may also elect to be paid at 100 percent of the Federal prospective rate at the beginning of any of its cost reporting periods during the 5-year transition period. For purposes of the update factor, the portion of the LTCH PPS transition blend payment based on reasonable costs for inpatient operating services would be determined by updating the LTCH's TEFFRA limit by the estimate of the excluded hospital market basket (or 3.3 percent).

Section 124 of the Medicare, Medicaid and SCHIP Balanced Budget Refinement Act of 1999 (BBRA) requires the development of a per diem prospective payment system (PPS) for payment of inpatient hospital services furnished in psychiatric hospitals and psychiatric units of acute care hospitals (inpatient psychiatric facilities (IPFs)). We published a proposed rule to implement the IPF PPS on November 28, 2003 (68 FR 66920). On January 30, 2004, we published a notice to extend the comment period for 30 additional days (69 FR 4464). The comment period closed on March 26, 2004.

Under the proposed rule, CMS would compute a Federal per diem base rate to be paid to all IPFs based on the sum of the average routine operating, ancillary, and capital costs for each patient day of psychiatric care in an IPF adjusted for budget neutrality. The Federal per diem base rate would be adjusted to reflect certain patient characteristics such as age, specified DRGs, and selected high-cost comorbidities, and certain facility characteristics such as a wage index adjustment, rural location, and indirect teaching costs.

The November 28, 2003 proposed rule assumed an April 1, 2004 effective date for the purpose of ratesetting and calculating impacts. However, we are still in the process of analyzing public comments and developing a final rule for publication.

The impact on excluded hospitals and hospital units of the update in the rate-of-increase limit depends on the cumulative cost increases experienced by each excluded hospital or unit since its applicable base period. For excluded hospitals and units that have maintained their cost increases at a level below the rate-of-increase limits since their base period, the major effect is on the level of incentive payments these hospitals and hospital units receive. Conversely, for excluded hospitals and hospital units with per-case cost increases above the cumulative update in their rate-of-increase limits, the major effect is the amount of excess costs that will not be reimbursed.

We note that, under § 413.40(d)(3), an excluded hospital or unit whose costs exceed 110 percent of its rate-of-increase limit receives its rate-of-increase limit plus 50 percent of the difference between its reasonable costs and 110 percent of the limit, not to exceed 110 percent of its limit. In addition, under the various provisions set forth in § 413.40, certain excluded hospitals and hospital units can obtain payment adjustments for justifiable increases in operating costs that exceed the limit. At the same time, however, by generally limiting payment increases, we continue to provide an incentive for excluded hospitals and hospital units to restrain the growth in their spending for patient services.

## VI. Quantitative Impact Analysis of the Policy Changes Under the IPPS for Operating Costs

### A. Basis and Methodology of Estimates

In the proposed rule, we announced policy changes and payment rate updates for the IPPS for operating and capital-related costs, which are being finalized in this final rule. Based on the overall percentage change in payments per case estimated using our payment simulation model (a 5.8 percent increase), we estimate the total impact of these changes for FY 2005 payments compared to FY 2004 payments to be approximately a \$5.05 billion increase. This amount does not reflect changes in hospital admissions or case-mix intensity, which would also affect overall payment changes.

We have prepared separate impact analyses of the final changes to each system. This section deals with final changes to the operating prospective payment system. Our payment simulation model relies on the most recent available data to enable us to estimate the impacts on payments per case of certain changes we proposed and are finalizing in this final rule. However, there are other changes we proposed for which we do not have data available that would allow us to estimate the payment impacts using this model. For those changes, we have attempted to predict the payment impacts of those changes based upon our experience and other more limited data.

The data used in developing the quantitative analyses of changes in payments per case presented below are taken from the FY 2003 MedPAR file and the most current Provider-Specific File that is used for payment purposes. Although the analyses of the changes to the operating PPS do not incorporate cost data, data from the most recently available hospital cost report were used to categorize hospitals. Our analysis has several qualifications. First, we do not make adjustments for behavioral changes that hospitals may adopt in response to the proposed policy changes, and we do not adjust for future changes in such variables as admissions, lengths of stay, or case-mix. Second, due to the interdependent nature of the IPPS payment components, it is very difficult to precisely quantify the impact associated with each finalized change. Third, we draw upon various sources for the data used to categorize hospitals in the tables. In some cases, particularly the number of beds, there is a fair degree of variation in the data

from different sources. We have attempted to construct these variables with the best available source overall. However, for individual hospitals, some miscategorizations are possible.

Using cases in the FY 2003 MedPAR file, we simulated payments under the operating IPPS given various combinations of payment parameters. Any short-term, acute care hospitals not paid under the IPPS (Indian Health Service hospitals and hospitals in Maryland) were excluded from the simulations. The impact of payments under the capital IPPS, or the impact of payments for costs other than inpatient operating costs, are not analyzed in this section. Estimated payment impacts of final FY 2005 changes to the capital IPPS are discussed in section VIII of this Appendix.

The final changes discussed separately below are the following:

- The effects of the annual reclassification of diagnoses and procedures and the recalibration of the DRG relative weights required by section 1886(d)(4)(C) of the Act.
  - The effects of applying a lower labor-related share for hospitals with wage indexes less than or equal to 1.0, as required under section 403 of Public Law 108-173.
  - The effects of the adoption of the new MSAs as announced by OMB in June 2003.
  - The effects of the finalized changes in hospitals' wage index values reflecting wage data from hospitals' cost reporting periods beginning during FY 2001, compared to the FY 2000 wage data.
  - The effects of adjusting hospitals' wage data to reflect the occupational mix based on our survey of hospitals.
  - The effect of the finalized wage and recalibration budget neutrality factors.
  - The effects of geographic reclassifications by the MGRCB that will be effective in FY 2005.
  - The effects of the finalized implementation of section 505 of Public Law 108-173, which provides for an increase in a hospital's wage index if the hospital qualifies by meeting a threshold percentage of residents of the county where the hospital is located who commute to work at hospitals in counties with higher wage indexes.
  - The total change in payments based on final FY 2005 policies and MMA-imposed changes relative to payments based on FY 2004 policies.
  - The effects of providing a special transitional blended wage index for hospitals whose FY 2005 wage indexes will decrease solely as a result of adopting the new labor market definitions.
- To illustrate the impacts of the final FY 2005 changes, our analysis begins with a FY 2005 baseline simulation model using: the final update of 3.3 percent; the FY 2004 DRG GROUPER (version 21.0); the MSA designations for hospitals based on OMB's MSA definitions prior to June 2003; the FY 2004 wage index; and no MGRCB reclassifications. Outlier payments are set at 5.1 percent of total operating DRG and outlier payments.

The baseline simulation model also reflects changes enacted by Public Law 108-173 to the IME and DSH adjustments. Section 402 provides that, for discharges occurring on or

after April 1, 2004, all hospitals that qualify will receive DSH payments using the prior (before April 1, 2004) DSH adjustment formula for urban hospitals with 100 or more beds. Except for urban hospitals with 100 or more beds and rural referral centers, the DSH adjustment is capped at 12 percent. Section 502, modifies the IME adjustment for midway through FY 2004 and provides a new schedule of formula multipliers for FYs 2005 and thereafter.

Section 501(b) of Public Law 108-173 provides that, for FYs 2005 through 2007, the update factors will be reduced by 0.4 percentage points for any hospital that does not submit quality data. For purposes of the FY 2005 simulations in this final impact analysis, we have determined that most hospitals will qualify for the full update. Hospitals were not required to submit these data in order to qualify for a full update until July 2004, and we were therefore unable to determine for the proposed rule the rate of compliance with this requirement for receiving the full update.

Each final and statutory policy change is then added incrementally to this baseline model, finally arriving at an FY 2005 model incorporating all of the final changes. This allows us to isolate the effects of each change.

Our final comparison illustrates the percent change in payments per case from FY 2004 to FY 2005. Five factors not discussed separately as described above have significant impacts here. The first is the update to the standardized amount. In accordance with section 1886(b)(3)(B)(i) of the Act, we have updated standardized amounts for FY 2005 using the most recently forecasted hospital market basket increase for FY 2005 of 3.3 percent. (Hospitals that failed to comply with the quality data submission requirement to receive the full update received an update reduced by 0.4 percentage points to 2.9 percent.) Under section 1886(b)(3)(B)(iv) of the Act, the updates to the hospital-specific amounts for sole community hospitals (SCHs) and for Medicare-dependent small rural hospitals (MDHs) are also equal to the market basket increase, or 3.3 percent.

A second significant factor that impacts changes in hospitals' payments per case from FY 2004 to FY 2005 is the change in MGCRB status from one year to the next. That is, hospitals reclassified in FY 2004 that are no longer reclassified in FY 2005 may have a negative payment impact going from FY 2004 to FY 2005; conversely, hospitals not reclassified in FY 2004 that are reclassified in FY 2005 may have a positive impact. In some cases, these impacts can be quite substantial, so if a relatively small number of hospitals in a particular category lose their reclassification status, the percentage change in payments for the category may be below the national mean. However, this effect is alleviated by section 1886(d)(10)(D)(v) of the Act, which provides that reclassifications for purposes of the wage index are for a 3-year period.

A third significant factor is that we currently estimate that actual outlier payments during FY 2004 will be 3.6 percent

of total DRG payments. When the FY 2004 final rule was published, we projected FY 2004 outlier payments would be 5.1 percent of total DRG plus outlier payments; the average standardized amounts were offset correspondingly. The effects of the lower than expected outlier payments during FY 2004 (as discussed in the Addendum to this final rule) are reflected in the analyses below comparing our current estimates of FY 2004 payments per case to estimated FY 2005 payments per case (with outlier payments projected to equal 5.1 percent of total DRG payments).

Fourth, as noted above, sections 402 and 502 of Public Law 108-173, establish higher DSH and IME payments, respectively. As a result, payments for these factors will be higher in FY 2005 than in FY 2004.

Fifth, section 508 of Public Law 108-173 established a one-time appeal process for hospitals to be reclassified in order to receive a higher wage index for a period of 3 years beginning with discharges on or after April 1, 2004.

#### B. Analysis of Table I

Table I displays the results of our analysis. The table categorizes hospitals by various geographic and special payment consideration groups to illustrate the varying impacts on different types of hospitals. The top row of the table shows the overall impact on the 3,897 hospitals included in the analysis. This number is 152 fewer hospitals than were included in the impact analysis in the FY 2004 final rule (68 FR 45661).

The next four rows of Table I contain hospitals categorized according to their geographic location: all urban, which is further divided into large urban and other urban; and rural. We previously defined a small rural hospital as a hospital with fewer than 100 beds that is located outside of a Metropolitan Statistical Area (MSA) or New England County Metropolitan Area (NECMA). However, under the new labor market definitions that we are proposing to adopt, we no longer employ NECMAs to define urban areas in New England. Therefore, we will now define a small rural hospital as a hospital with fewer than 100 beds that is located outside of a Metropolitan Statistical Area (MSA). There are 2,661 hospitals located in urban areas included in our analysis. Among these, there are 1,448 hospitals located in large urban areas (populations over 1 million), and 1,213 hospitals in other urban areas (populations of 1 million or fewer). In addition, there are 1,236 hospitals in rural areas. The next two groupings are by bed-size categories, shown separately for urban and rural hospitals. The final groupings by geographic location are by census divisions, also shown separately for urban and rural hospitals.

The second part of Table I shows hospital groups based on hospitals' FY 2005 payment classifications, including any reclassifications under section 1886(d)(10) of the Act. For example, the rows labeled urban, large urban, other urban, and rural show that the number of hospitals paid based on these categorizations after consideration of geographic reclassifications are 2,693, 1,455, 1,238, and 1,204, respectively.

The next three groupings examine the impacts of the final changes on hospitals grouped by whether or not they have GME residency programs (teaching hospitals that receive an IME adjustment) or receive DSH payments, or some combination of these two adjustments. There are 2,785 nonteaching hospitals in our analysis, 912 teaching hospitals with fewer than 100 residents, and 200 teaching hospitals with 100 or more residents.

In the DSH categories, hospitals are grouped according to their DSH payment status, and whether they are considered urban or rural for DSH purposes. Previously, hospitals in the rural DSH categories in the impact table represented hospitals that were not reclassified for purposes of the standardized amount. (However, they may have been reclassified for purposes of the wage index.) However, reclassification for purposes of the standardized amount has been terminated as a result of the equalization of the standardized amounts. As a result, there are no longer cases in which reclassifications change the status of rural hospitals for DSH purposes. There is little or no impact from the termination of standardized amount reclassification under the operating IPPS, since there are few concrete cases in which change from rural to urban status now would have any effect under the revised DSH payment formulas. The next category groups hospitals considered urban after geographic reclassification, in terms of whether they receive the IME adjustment, the DSH adjustment, both, or neither.

The next five rows examine the impacts of the final changes on rural hospitals by special payment groups (SCHs, rural referral centers (RRCs), and Medicare dependant hospitals (MDHs)), as well as rural hospitals not receiving a special payment designation. There were 126 RRCs, 430 SCHs, 178 MDHs, and 73 hospitals that are both SCH and RRC.

The next two groupings are based on type of ownership and the hospital's Medicare utilization expressed as a percent of total patient days. These data are taken primarily from the FY 2001 Medicare cost report files, if available (otherwise FY 2000 data are used). Data needed to determine ownership status were unavailable for 140 hospitals. Similarly, the data needed to determine Medicare utilization were unavailable for 246 hospitals. The next two rows compare the impacts on those hospitals that converted from urban MSAs to rural CBSAs and for the hospitals that converted from rural MSAs to urban CBSAs.

The next series of groupings concern the geographic reclassification status of hospitals. The first grouping displays all hospitals that were reclassified by the MGCRB for FY 2005. The next two groupings separate the hospitals in the first group by urban and rural status. The final row in Table I contains hospitals located in rural counties but deemed to be urban under section 1886(d)(8)(B) of the Act.

**BILLING CODE 4120-01-P**

TABLE I.--IMPACT ANALYSIS OF FINAL CHANGES FOR FY 2005  
OPERATING PROSPECTIVE PAYMENTS SYSTEM  
(PERCENT CHANGES IN PAYMENTS PER CASE)

	(1) NO. OF HOSPS. <sup>1</sup>	(2) DRG RECAL <sup>2</sup>	(3) LABOR SHARE SPLIT <sup>3</sup>	(4) CORE BASED STAT. AREAS <sup>4</sup>	(5) NEW WAGE DATA <sup>5</sup>	(6) OCCUPA- TIONAL MIX <sup>6</sup>	(7) DRG & WAGE INDEX CHANGES <sup>7</sup>	(8) TRANSITION BLENDED NEW WAGE TO NO TRANSITION <sup>8</sup>	(9) MCCRB RECLASSI- FICATION <sup>9</sup>	(10) OUT- MIGRAT- ION DATA <sup>10</sup>	(11) ALL FY 2005 CHANGES <sup>11</sup>
<b>By Geographic Location:</b>											
All hospitals.....	3897	-0.1	0.5	0.0	-0.1	0.0	0.0	0.0	0.0	0.1	5.8
Urban hospitals.....	2661	-0.1	0.5	0.1	-0.1	0.0	0.0	0.0	-0.3	0.1	5.7
Large urban areas (populations over 1 million).....	1448	-0.1	0.2	0.1	-0.1	0.0	-0.1	0.0	-0.3	0.0	5.4
Other urban areas (populations of 1 million or fewer).....	1213	0.0	0.7	0.1	0.0	0.0	0.2	0.0	-0.2	0.1	6.1
Rural hospitals.....	1236	0.1	1.1	-0.3	0.0	0.1	0.1	0.1	1.8	0.1	6.2
<b>Bed Size (Urban):</b>											
0-99 beds.....	685	0.1	0.6	0.1	0.0	0.0	0.3	0.2	-0.4	0.1	6.9
100-199 beds.....	939	-0.1	0.5	-0.1	0.0	0.0	0.1	0.1	-0.2	0.1	5.6
200-299 beds.....	492	-0.1	0.4	0.2	-0.2	0.0	-0.1	-0.1	-0.1	0.0	5.3
300-499 beds.....	410	-0.1	0.5	0.2	0.0	0.0	0.0	-0.1	-0.3	0.1	5.7
500 or more beds.....	135	-0.1	0.4	0.1	0.0	0.0	-0.1	0.0	-0.5	0.0	6.0
<b>Bed Size (Rural):</b>											
0-49 beds.....	541	0.2	1.0	-0.1	0.1	0.0	0.4	0.0	0.5	0.1	6.5
50-99 beds.....	406	0.2	0.9	-0.2	0.0	0.0	0.2	0.0	1.0	0.1	6.2
100-149 beds.....	183	0.1	1.3	-0.5	0.0	0.1	0.2	0.1	2.6	0.0	6.2
150-199 beds.....	58	0.1	1.2	-0.4	-0.2	0.1	-0.1	0.1	2.6	0.1	5.9
200 or more beds.....	48	0.0	1.1	-0.3	-0.2	0.0	-0.2	0.1	3.0	0.0	5.9
<b>Urban by Region:</b>											
New England.....	131	0.1	0.0	-0.1	-0.2	0.0	0.2	0.2	-0.1	0.0	5.5
Middle Atlantic.....	382	-0.3	0.3	0.4	-0.9	0.0	-0.7	0.0	0.1	0.1	5.2
South Atlantic.....	402	-0.1	0.5	0.1	0.2	0.0	0.2	-0.1	-0.3	0.0	5.7
East North Central.....	430	0.0	0.3	0.0	0.1	0.0	0.1	0.0	-0.3	0.0	5.9
East South Central.....	175	0.0	1.2	0.0	-0.2	0.0	-0.2	-0.1	-0.4	0.2	5.9



	(1) NO. OF HOSPS.	(2) DRG RECAL <sup>2</sup>	(3) LABOR SHARE SPLIT <sup>3</sup>	(4) CORE BASED STAT. AREAS <sup>4</sup>	(5) NEW WAGE DATA <sup>5</sup>	(6) OCCUPA- TIONAL MIX <sup>6</sup>	(7) DRG & WAGE INDEX CHANGES <sup>7</sup>	(8) TRANSITION BLENDED NEW WAGE TO NO TRANSITION <sup>8</sup>	(9) MGCRR RECLASSI- FICATION <sup>9</sup>	(10) OUT- MIGRAT- ION DATA <sup>10</sup>	(11) ALL FY 2005 CHANGES <sup>11</sup>
West North Central.....	162	0.0	0.6	0.1	0.1	0.0	0.1	-0.2	-0.5	0.0	5.8
West South Central.....	367	0.0	0.9	-0.1	0.5	0.0	0.5	0.0	-0.5	0.0	6.4
Mountain.....	142	0.0	0.2	-0.1	-0.4	0.0	-0.3	0.2	-0.2	0.0	4.5
Pacific.....	418	-0.1	0.0	0.0	0.2	0.0	0.2	-0.1	-0.3	0.1	5.5
Puerto Rico.....	52	-0.5	6.2	0.0	-0.3	0.0	-0.9	0.3	-0.3	0.0	15.8
<b>Rural by Region:</b>											
New England.....	36	0.1	0.2	0.0	0.1	0.0	0.2	-0.1	1.8	0.0	4.6
Middle Atlantic.....	69	0.2	1.0	-0.6	-0.3	0.0	-0.2	0.2	1.9	0.1	4.5
South Atlantic.....	190	0.1	1.1	-0.8	-0.1	0.1	0.1	0.3	2.0	0.0	6.4
East North Central.....	169	0.1	0.8	-0.2	0.0	0.0	0.1	0.0	1.3	0.0	4.5
East South Central.....	197	0.1	2.0	0.0	-0.5	0.1	-0.3	-0.1	2.5	0.1	9.2
West North Central.....	197	0.2	0.8	-0.1	0.3	0.0	0.5	-0.1	1.3	0.1	6.1
West South Central.....	226	0.1	1.7	-0.3	0.1	0.1	0.3	0.1	3.0	0.1	7.1
Mountain.....	89	0.2	0.4	-0.2	0.2	0.0	0.3	0.0	0.5	0.1	4.4
Pacific.....	63	0.1	0.0	0.0	0.3	0.0	0.4	0.0	0.9	0.1	4.7
<b>By Payment Classification:</b>											
Urban hospitals.....	2693	-0.1	0.5	0.1	-0.1	0.0	0.0	0.0	-0.2	0.1	5.7
Large urban areas (populations over 1 million).....	1455	-0.1	0.2	0.1	-0.1	0.0	-0.1	-0.1	-0.3	0.0	5.4
Other urban areas (populations of 1 million or fewer).....	1238	0.0	0.7	0.1	0.0	0.0	0.2	0.0	-0.2	0.1	6.1
Rural areas.....	1204	0.1	1.1	-0.5	0.0	0.1	0.1	0.3	1.7	0.0	6.2
<b>Teaching Status:</b>											
Non-teaching.....	2785	0.0	0.7	0.0	-0.1	0.0	0.1	0.0	0.3	0.1	5.9
Fewer than 100 Residents.....	912	-0.1	0.5	0.1	0.1	0.0	0.1	0.0	-0.2	0.0	5.7
100 or more Residents.....	200	-0.1	0.2	0.0	-0.3	0.0	-0.2	0.0	-0.2	0.0	5.6
<b>Urban DSH:</b>											
Non-DSH.....	1146	0.0	0.4	0.1	0.0	0.0	0.1	0.0	-0.1	0.0	5.7
100 or more beds.....	1467	-0.1	0.5	0.1	-0.1	0.0	0.0	0.0	-0.3	0.1	5.6
Less than 100 beds.....	369	0.1	0.7	0.9	0.0	0.0	0.3	-0.1	0.0	0.1	7.5

	(1)	(2)	(3)	(4)	(5)	(6)	(7)	(8)	(9)	(10)	(11)
	NO. OF HOSPS. <sup>1</sup>	DRG RECAL <sup>2</sup>	LABOR SHARE SPLIT <sup>3</sup>	CORE BASED STAT. AREAS <sup>4</sup>	NEW WAGE DATA <sup>5</sup>	OCCUPATIONAL MIX <sup>6</sup>	DRG & WAGE INDEX CHANGES <sup>7</sup>	TRANSITION BLENDED NEW WAGE TO NO TRANSITION <sup>8</sup>	MCCRB RECLASSIFICATION <sup>9</sup>	OUT-MIGRATION DATA <sup>10</sup>	ALL FY 2005 CHANGES <sup>11</sup>
<b>Rural DSH:</b>											
Sole Community (SCH).....	448	0.1	0.6	-0.3	0.1	0.0	0.2	0.1	0.3	0.0	4.9
Referral Center (RRC).....	156	0.0	1.4	-0.3	-0.2	0.1	-0.1	0.1	3.5	0.0	6.2
<b>Other Rural:</b>											
100 or more beds.....	75	0.3	1.7	-1.6	-0.2	0.1	0.1	1.5	1.0	0.1	9.0
Less than 100 beds.....	236	0.3	1.8	-1.1	-0.2	0.1	0.2	0.8	1.0	0.1	10.5
<b>Urban teaching and DSH:</b>											
Both teaching and DSH.....	814	-0.1	0.4	0.1	-0.1	0.0	-0.1	0.0	-0.3	0.0	5.6
Teaching and no DSH.....	235	-0.1	0.3	0.2	0.0	0.0	0.1	-0.1	-0.2	0.0	6.0
No teaching and DSH.....	1022	-0.1	0.6	0.2	0.0	0.0	0.1	0.0	-0.1	0.2	5.8
No teaching and no DSH.....	622	0.0	0.4	0.2	-0.1	0.0	0.0	-0.1	-0.2	0.0	5.6
<b>Rural Hospital Types:</b>											
Non special status hospitals.....	393	0.3	1.7	-1.2	-0.1	0.1	0.2	1.0	1.0	0.1	9.0
RRC.....	126	0.1	1.7	-0.3	-0.2	0.1	-0.1	0.1	4.6	0.0	6.8
SCH.....	430	0.1	0.4	-0.3	0.1	0.0	0.2	0.2	0.1	0.0	4.1
<b>Medicare-dependent hospitals (MDH)</b>											
SCH and RRC.....	73	0.0	0.5	-0.2	0.0	0.0	0.0	0.1	1.3	0.0	4.5
<b>Type of Ownership:</b>											
Voluntary.....	2300	-0.1	0.5	0.1	-0.1	0.0	0.0	0.0	0.0	0.1	5.7
Proprietary.....	716	-0.1	0.7	-0.2	0.1	0.0	0.1	0.0	0.0	0.0	6.0
Government.....	741	0.0	0.7	0.1	-0.1	0.0	0.0	0.0	0.1	0.1	5.9
Unknown.....	140	-0.3	0.7	0.1	0.0	0.0	-0.1	-0.1	-0.5	0.0	7.1
<b>Medicare Utilization as a Percent of Inpatient Days:</b>											
0-25.....	224	-0.2	0.2	0.1	-0.1	0.0	-0.2	0.0	-0.3	0.0	5.1
25-50.....	1102	-0.1	0.4	0.0	0.0	0.0	0.0	-0.1	-0.3	0.0	5.6
50-65.....	1413	0.0	0.7	0.1	0.0	0.0	0.1	0.0	0.2	0.1	5.9
Over 65.....	912	0.0	0.7	-0.1	-0.2	0.0	0.0	0.1	0.3	0.0	5.7
Unknown.....	246	-0.1	0.4	0.2	-0.1	0.0	-0.1	0.0	-0.2	0.1	6.1

	NO. OF HOSPS. <sup>1</sup> (1)	DRG RECAL. <sup>2</sup> (2)	LABOR SHARE SPLIT <sup>3</sup> (3)	CORE BASED STAT. AREAS <sup>4</sup> (4)	NEW WAGE DATA <sup>5</sup> (5)	OCCUPATIONAL MIX <sup>6</sup> (6)	DRG & WAGE INDEX CHANGES <sup>7</sup> (7)	TRANSITION BLENDED NEW WAGE TO NO TRANSITION <sup>8</sup> (8)	MGCRB RECLASSIFICATION <sup>9</sup> (9)	OUT-MIGRATION DATA <sup>10</sup> (10)	ALL FY 2005 CHANGES <sup>11</sup> (11)
Rural Converted to Urban	159	-0.3	1.1	3.4	-0.2	0.0	0.0	-0.1	1.3	0.0	6.5
Urban Converted to Rural	63	0.6	0.7	-5.9	-0.2	0.1	0.0	4.9	0.0	0.0	4.5
<b>Hospitals Reclassified by the Medicare Geographic Classification Review Board: FY 2005</b>											
<b>Reclassifications:</b>											
Reclassified Hospitals.....	459	-0.1	0.9	0.4	-0.1	0.0	0.1	0.0	3.8	0.0	5.8
Nonreclassified Hospitals.....	3359	-0.1	0.5	0.0	-0.1	0.0	0.0	0.0	-0.5	0.1	5.8
Reclassified Urban Hospitals.....	122	-0.2	0.5	1.3	-0.1	0.0	0.1	-0.1	3.9	0.0	5.3
Urban Nonreclassified Hospitals.....	2537	-0.1	0.4	0.0	-0.1	0.0	0.0	0.0	-0.5	0.1	5.7
Reclassified Rural Hospitals.....	337	0.1	1.2	-0.2	-0.1	0.1	0.1	0.0	3.8	0.0	6.2
Rural Nonreclassified Hospitals	822	0.2	1.0	-0.2	0.0	0.0	0.2	0.1	-0.3	0.1	6.2
Other Reclassified Hospitals (Section 1886(D)(8)(B)).....	79	0.3	0.8	-1.6	-0.1	0.0	0.2	0.6	2.7	0.1	5.3

<sup>1</sup> Because data necessary to classify some hospitals by category were missing, the total number of hospitals in each category may not equal the national total. Discharge data are from FY 2003, and hospital cost report data are from reporting periods beginning in FY 2001 and FY 2000.

<sup>2</sup> This column displays the payment impact of the recalibration of the DRG weights based on FY 2003 MedPAR data and the DRG reclassification changes, in accordance with section 1886(d)(4)(C) of the Act.

<sup>3</sup> This column displays the impact of applying a lower labor-related share for hospitals with wage indexes less than or equal to 1.0, as required under section 403 of Pub. L. 108-173.

<sup>4</sup> This column displays the impact of the adoption of the new MSAs as announced by OMB in June 2003. It does not take into account the effects of the transitional blended wage indexes for certain hospitals. This effect is accounted for in column 8.

<sup>5</sup> This column displays the impact of updating the wage index with wage data from hospitals' FY 2001 cost reports.

<sup>6</sup> This column displays the effects of adjusting hospitals' wage data to reflect the occupational mix based on our survey of hospitals.

<sup>7</sup> This column shows the payment impact of the budget neutrality adjustment factor for DRG and wage index changes, in accordance with sections 1886(d)(4)(C)(iii) and 1886(d)(3)(E) of the Act. Thus, it represents the combined impacts shown in columns 2, 3, 4 and 5, and the proposed FY 2005 budget neutrality factor of 0.999876 (the change to the labor-related share shown in column 3 is not included in the budget neutrality calculation). The effects of adopting an imputed floor for all-urban States are included in this column.

<sup>8</sup> Shown here are the effects of providing special blended wage indexes in FY 2005 for hospitals whose FY 2005 wage indexes would decrease solely due to the effects of adopting the new labor market definitions. This column shows the effects of using these blended wage indexes compared to full implementation of the wage indexes computed on the basis of the new labor market definitions. The effects reflected here are budget neutral; this column therefore includes the effect of the 0.998162 adjustment that we have applied to the rates to ensure budget neutrality.

<sup>9</sup> Shown here are the effects of geographic reclassifications by the Medicare Geographic Classification Review Board (MGCRB). The effects demonstrate the FY 2005 payment impact of going from no reclassifications to the reclassifications scheduled to be in effect for FY 2005. Reclassification for prior years has no bearing on the payment impacts shown here.

<sup>10</sup> This column displays the impact of the proposed implementation of section 505 of Pub. L. 108-173, which provides for an increase in a hospital's wage index, if the hospital qualifies by meeting a threshold percentage of residents of the county where the hospital is located who commute to work at hospitals in counties with higher wage indexes.

<sup>11</sup> This column shows changes in payments from FY 2004 to FY 2005. It incorporates all of the changes displayed in columns 3, 7, 8, 9 and 10 (the changes displayed in columns 2, 4, 5 and 6 are included in column 7). It also reflects the impact of the FY 2005 update, changes in hospitals' reclassification status in FY 2005 compared to FY 2004, and the changes in payments as a result of implementing Section 508 of the MMA. The sum of these impacts may be different from the percentage changes shown here due to rounding and interactive effect.

## BILLING CODE 4120-01-C

*C. Impact of the Proposed Changes to the DRG Reclassifications and Recalibration of Relative Weights (Column 2)*

In column 2 of Table I, we present the combined effects of the DRG reclassifications and recalibration, as discussed in section II. of the preamble to this final rule. Section 1886(d)(4)(C)(i) of the Act requires us annually to make appropriate classification changes and to recalibrate the DRG weights in order to reflect changes in treatment patterns, technology, and any other factors that may change the relative use of hospital resources.

We compared aggregate payments using the FY 2004 DRG relative weights (GROUPEP version 21.0) to aggregate payments using the proposed FY 2005 DRG relative weights (GROUPEP version 22.0). We note that, consistent with section 1886(d)(4)(C)(iii) of the Act, we have applied a budget neutrality factor to ensure that the overall payment impact of the DRG changes (combined with the wage index changes) is budget neutral. This final budget neutrality factor of 0.999876 is applied to payments in Column 7. Because this is a combined DRG reclassification and recalibration and wage index budget neutrality factor, it is not applied to payments in this column.

The major DRG classification changes we are finalizing include: reassigning the procedure code for implanting left ventricular assist devices (LVADs) from DRG 525 to DRG 103 (now titled "Heart Transplant or Implant of Heart Assist System"); reassigning the procedure codes involving artificial anal sphincters from DRGs 157 and 158 to DRGs 146 (Rectal Resection With CC) and 147 (Rectal Resection Without CC); modifying the burn DRGs 504 through 509 to recognize the higher costs of long-term mechanical ventilation by reassigning all those cases to DRGs 504 and 505; splitting the DRG 483 into two new DRGs based on the presence or absence of major OR procedures, DRG 541 (Tracheostomy with Mechanical Ventilation 96+ Hours or Principal Diagnosis Except Face, Mouth and Neck Diagnoses With Major Operating Room Procedure) and 542 (Tracheostomy with Mechanical Ventilation 96+ Hours or Principal Diagnosis Except Face, Mouth and Neck Diagnoses Without Major Operating Room Procedure).

In the aggregate, these final changes would result in 0.1 percent decrease in overall payments to hospitals. On average, the impacts of these changes on any particular hospital group are very small, with urban hospitals experiencing a 0.1 percent decrease and rural hospitals experiencing a 0.1 percent increase. The largest impacts are 0.5 percent decrease among hospitals in Puerto Rico, and a 0.6 percent increase among urban hospitals that are converting to rural hospitals.

*D. Impact of the Change in the Labor-Related Share*

Section 403 of the MMA provides that, for discharges occurring on or after October 1, 2004, a hospital's labor-related share of the standardized amount will be decreased to 62 percent of the standardized amount unless

such a change will result in lower total payments to the hospital. This provision also applies to the labor-related share of the standardized amount for hospitals in Puerto Rico. The overall impact of implementing this provision is a 0.5 percent payment increase to all hospitals (approximately \$500 million). Large urban hospitals will experience a 0.2 percent increase while other urban hospitals will experience a 0.7 percent increase. Rural hospitals are expected to benefit from this provision with a 1.1 percent increase in payments in FY 2005.

Among regions, hospitals in Puerto Rico experience the largest increase of 6.2 percent (due to the relatively very low national wage index levels in Puerto Rico). The smallest increase among urban hospitals is in the New England region, and the Pacific region, with a 0.0 percent change, respectively. The largest increase among rural regions is expected to be East South Central, with a 2.0 percent increase in payments.

*E. Impact of Changing to New Labor Market Areas (Column 4)*

In accordance with the broad discretion under section 1886(d)(3)(E) of the Act, we currently define hospital labor market areas based on the definitions of Metropolitan Statistical Areas (MSAs), Primary MSAs (PMSAs), and New England County Metropolitan Areas (NECMAs) issued by OMB. On June 6, 2003, OMB announced new Core Based Statistical Areas (CBSAs), comprised of MSAs and the new Micropolitan Statistical Areas based on Census 2000 data. We are adopting the new MSA definitions, including the 49 new Metropolitan areas designated under the new definitions. We are also adopting MSA definitions in New England in place of NECMAs. We are not adopting the newly defined Micropolitan Statistical Areas for use in the payment system: as Micropolitan Statistical Areas will remain part of the statewide rural areas for purposes of IPPS payments. (However, as discussed in section III.B.1.d of the preamble to this final rule, we are adopting a special transition policy for hospitals that were formerly in urban areas, but are now in areas considered rural or Micropolitan under the OMB definitions.)

The impact of these changes to the new CBSAs is isolated in column 4 by holding the other payment parameters constant in this simulation. That is, column 4 shows the percentage changes in payments when going from a model using the current MSA designations to a model using the new CBSA designations (for Metropolitan areas only). Overall, the new CBSAs will lead to a zero percent change. Urban hospitals' wage indexes will increase by 0.1 percent. Rural hospitals will experience a 0.3 percent decrease in overall payments as a result of this provision. Among rural hospitals, the largest impact of updating the labor market definitions is seen among rural hospitals in the South Atlantic, which will experience the next largest impact, with a 0.8 percent decrease.

Among urban hospitals, New England will experience a 0.1 percent decrease. These impacts result primarily from dividing the previously amalgamated Boston NECMA into

four Metropolitan Divisions and several other small Metropolitan Statistical Areas.

*F. Impact of Final Wage Index Changes (Columns 5 and 6)*

Section 1886(d)(3)(E) of the Act requires that, beginning October 1, 1993, we annually update the wage data used to calculate the wage index. In accordance with this requirement, the final wage index for FY 2005 is based on data submitted for hospital cost reporting periods beginning on or after October 1, 2000 and before October 1, 2001. The impact of the new data on hospital payments is isolated in column 5 by holding the other payment parameters constant in this simulation. That is, column 5 shows the percentage changes in payments when going from a model using the FY 2004 wage index, based on FY 2000 wage data, to a model using the FY 2005 pre-reclassification wage index, based on FY 2001 wage data. The wage data collected on the FY 2001 cost report is the same as the FY 2000 wage data that were used to calculate the FY 2004 wage index. However, for the FY 2005 wage index, we added an occupational mix adjustment to the wage index. The occupational mix adjustment is based on data collected on the Medicare Wage Index Occupational Mix Survey, Form-CMS-10079. The data collection period for the survey was calendar year 2003 through February 7, 2004. The effects of the occupational mix adjustment are shown in the next column (6).

Column 5 shows the impacts of updating the wage data using FY 2001 cost reports. Overall, the new wage data will lead to a 0.1 percent decrease for all hospitals. Urban hospitals would also experience a 0.1 percent decrease. Among regions, the largest increase is in the urban West South Central, which is experiencing a 0.5 percent increase. The largest declines from updating the wage data are seen in the urban Middle Atlantic and Mountain regions (0.9 and 0.4 percent decreases, respectively). The rural West North Central and Pacific regions both experience a 0.3 percent increase, while the rural Mountain region experiences a 0.2 percent increase.

The national average hourly wage increased 6.7 percent compared to FY 2004. Therefore, the only manner in which to maintain or exceed the previous year's wage index was to match the national 6.7 percent increase in average hourly wage. Of the 3,885 hospitals with wage index values in both FYs 2004 and 2005, 1,917, or 49.3 percent, also experienced an average hourly wage increase of 6.7 percent or more.

The following chart compares the shifts in wage index values for hospitals for FY 2005 relative to FY 2004. Among urban hospitals, 104 will experience an increase of between 5 percent and 10 percent and 103 will experience an increase of more than 10 percent. A total of 25 rural hospitals would experience increases greater than 5 percent, but none will experience increases of greater than 10 percent. On the negative side, 30 urban hospitals will experience decreases in their wage index values of at least 5 percent, but less than 10 percent. One urban hospital will experience decreases in their wage index values greater than 10 percent.

The following chart shows the projected impact for urban and rural hospitals.

Percentage change in area wage index values	Number of hospitals	
	Urban	Rural
Increase more than 10 percent .....	103	0
Increase more than 5 percent and less than 10 percent .....	104	25
Increase or decrease less than 5 percent .....	2,420	1,289
Decrease more than 5 percent and less than 10 percent .....	30	11
Decrease more than 10 percent .....	1	0

The next column (6) shows the impacts on the calculation of the FY 2005 wage index of adjusting for occupational mix. Section 1886(d)(3)(E) of the Act provides for the collection of data every 3 years on the occupational mix of employees for each short-term, acute care hospital participating in the Medicare program, in order to construct an occupational mix adjustment to the wage index, beginning with the FY 2005 wage index. A complete discussion of the initial collection of these data and the occupational mix adjustment that we are proposing to apply, beginning October 1, 2004 (the FY 2005 wage index), appears under section III.C. of this preamble. The calculation of the wage index now includes a blended rate of 90 percent of an unadjusted wage index and 10 percent of a wage index adjusted for occupational mix. We project an overall change increase of 0.0 percent for all hospitals. The biggest change is in the rural hospitals in the South Atlantic, East South Central, and West South Central regions, which are projected to experience a 0.1 percent increase for FY 2005.

**G. Combined Impact of Proposed DRG and Wage Index Changes, Including Budget Neutrality Adjustment (Column 7)**

The impact of the DRG reclassifications and recalibration on aggregate payments is required by section 1886(d)(4)(C)(iii) of the Act to be budget neutral. In addition, section 1886(d)(3)(E) of the Act specifies that any updates or adjustments to the wage index are to be budget neutral. As noted in the Addendum to this final rule, we compared simulated aggregate payments using the FY 2004 DRG relative weights and wage index to simulated aggregate payments using the final FY 2005 DRG relative weights and blended wage index.

We computed a proposed wage and recalibration budget neutrality factor of 0.999876. The 0.0 percent impact for all hospitals demonstrates that these changes, in combination with the budget neutrality factor, are budget neutral. In Table I, the combined overall impacts of the effects of both the DRG reclassifications and recalibration and the updated wage index are shown in column 7. The changes in this column are the sum of the final changes in columns 2, 3, 4, 5 and 6, combined with the budget neutrality factor and the wage index floor for urban areas required by section 4410 of Pub. L. 105-33 to be budget neutral. There also may be some variation of plus or minus 0.1 percentage point due to rounding.

Among urban regions, the largest impacts are in the Middle Atlantic and Puerto Rico,

with 0.7 and 0.9 percent declines, respectively. The West South Central region experiences the largest increase of 0.54 percent. Among rural regions, the West North Central region benefits the most with a 0.5 percent increase, while East South Central region experiences the largest decline (0.3 percent).

**H. Impact of Blended Wage Index Transition for Hospitals Receiving Lower Wage Index Values Under the New MSAs**

Section 1886(d)(3)(E) of the Act specifies that any updates or adjustments to the wage index are to be budget neutral. As discussed in section III of the preamble and in section II.B. of the addendum to this rule, we are implementing a 1 year transition period for the wage index to help mitigate reductions in wage index values resulting from the implementation of the new CBSA. During this transition period, providers who receive a wage index value under the new CBSA that is lower than the value that they would have received under the old MSA will receive a blended wage index comprised of 50 percent of the old MSA wage index and 50 percent of the New MSA wage index. Additionally, providers who were urban under the old MSA but are now rural under the new CBSA will continue to receive the wage index of the urban area to which they were previously assigned. To compute the budget neutrality factor for this transition period, we compared simulated aggregate payments using the new CBSA wage index values to simulated aggregate payments using the new CBSA and old MSA blended wage index values. We computed a transition budget neutrality factor of 0.998162. The 0.0 percent impact for all hospitals demonstrates that the overall effect of the blended wage index values in combination with the transition budget neutrality factor, is budget neutral. While there is a 0.2 percent decline in payments for urban West North Central and -0.1 percent decline for urban Pacific and rural New England regions, most of the other provider groupings in Table 1 are not affected by this transition and several groups of rural providers benefit from receiving the blended wage index values.

As described in section III of the preamble to this final rule, to help alleviate the decreased payments for currently urban hospitals that would become rural, we are adopting a policy to allow them to maintain their assignment to the MSA where they are currently located for the 3-year period FY 2005, FY 2006, and FY 2007. The impact upon these hospitals is shown in the row labeled "Urban to Rural Hospitals."

Conversely, the row labeled "Rural to Urban Hospitals" displays formerly rural hospitals that are now in MSAs under the new definitions.

**I. Impact of MGCRB Reclassifications (Column 9)**

Our impact analysis to this point has assumed hospitals are paid on the basis of their actual geographic location (with the exception of ongoing policies that provide that certain hospitals receive payments on bases other than where they are geographically located, such as hospitals in rural counties that are deemed urban under section 1886(d)(8)(B) of the Act). The changes in column 8 reflect the per case payment impact of moving from this baseline to a simulation incorporating the MGCRB decisions for FY 2005. These decisions affect hospitals' standardized amount and wage index area assignments.

By February 28 of each year, the MGCRB makes reclassification determinations that will be effective for the next fiscal year, which begins on October 1. The MGCRB may approve a hospital's reclassification request for the purpose of using another area's standardized amount, wage index value, or both. The final FY 2005 wage index values incorporate all of the MGCRB's reclassification decisions for FY 2005. The wage index values also reflect any decisions made by the CMS Administrator through the appeals and review process through February 28, 2004. Additional changes that result from the Administrator's review of MGCRB decisions or a request by a hospital to withdraw its application are reflected in this final rule for FY 2005.

The overall effect of geographic reclassification is required by section 1886(d)(8)(D) of the Act to be budget neutral. Therefore, we applied an adjustment of 0.993833 to ensure that the effects of reclassification are budget neutral. (See section II.A.4.b. of the Addendum to this final rule.)

As a group, rural hospitals benefit from geographic reclassification. Their payments will rise 1.8 percent in column 8. Payments to urban hospitals will decline 0.3 percent. Hospitals in other urban areas will experience an overall decrease in payments of 0.2 percent, while large urban hospitals will also lose 0.3 percent. Among urban hospital groups (that is, bed size, census division, and special payment status), payments generally would decline.

A positive impact is evident among all of the rural hospital groups. The smallest increase among the rural census divisions are

0.5 for Mountain and 0.9 percent for the Pacific region. The largest increases are in the rural East South Central region, with an increase of 2.5 percent and in the West South Central region, which would experience an increase of 3.0 percent.

Among all the hospitals that were reclassified for FY 2005 (including hospitals that received wage index reclassifications in FY 2003 or FY 2004 that extend for 3 years), the MGCRB changes are estimated to provide a 3.8 percent increase in payments. Urban hospitals reclassified for FY 2005 are expected to receive an increase of 3.9 percent, while rural reclassified hospitals are expected to benefit from the MGCRB changes with a 3.8 percent increase in payments. Payments to urban and rural hospitals that did not reclassify are expected to decrease slightly due to the MGCRB changes, decreasing by 0.5 percent for urban hospitals and 0.3 percent for rural hospitals.

#### *J. Impacts of Implementing the Wage Index Adjustment for Out-Migration (Column 10)*

Section 505 of Pub. L. 108-173 established new section 1886(d)(13) of the Act. The section 1886(d)(13) requires that the Secretary establish a new process to make adjustments to the hospital wage index based on commuting patterns of hospital employees. The process provides for an increase in the wage index for hospitals located in certain counties that have a relatively high percentage of hospital employees who reside in the county but work in a different area with a higher wage index. Hospitals located in counties that qualify for the payment adjustment are to receive an increase in the wage index that is equal to a weighted average of the difference between the wage index of the resident county and the higher wage index work area(s), weighted by the overall percentage of workers who are employed in an area with a higher wage index. Using our final criteria, 230 counties and 415 hospitals qualify to receive a commuting adjustment.

Due to the statutory formula to calculate the adjustment and the small number of counties that qualify, the impact on hospitals is minimal, with an overall impact on all hospitals of 0.1 percent. However, some regions experienced a discernible impact. For example, the urban East South Central region experiences a 0.2 percent increase due to this provision. This is due in part to the fact that a hospital in that region will experience the largest increase for any hospital under this provision.

#### *K. All Changes (Column 11)*

Column 11 compares our estimate of payments per case, incorporating all changes reflected in this final rule for FY 2005 (including statutory changes), to our estimate of payments per case in FY 2004. This column includes all of the proposed policy changes. Because the reclassifications shown in column 9 do not reflect FY 2004 reclassifications, the impacts of FY 2005 reclassifications only affect the impacts from FY 2004 to FY 2005 if the reclassification impacts for any group of hospitals are different in FY 2005 compared to FY 2004.

Column 11 reflects all FY 2005 changes relative to FY 2004, shown in columns 2

through 10 and those not applied until the final rates are calculated. The average increase for all hospitals is approximately 5.8 percent. This increase includes the effects of the 3.3 percent market basket update. It also reflects the 1.5 percentage point difference between the projected outlier payments in FY 2004 (5.1 percent of total DRG payments) and the current estimate of the percentage of actual outlier payments in FY 2004 (3.6 percent), as described in the introduction to this Appendix and the Addendum to this final rule. As a result, payments are projected to be 1.5 percentage point lower in FY 2004 than originally estimated resulting in a 1.5 percentage point greater increase for FY 2005 than would otherwise occur. It also includes the impact of adjusting the labor share, shown in column 3, of approximately 0.5 percent. The remaining 0.5 percent increase is attributable to the indirect medical education formula changes for teaching hospitals; changes in payments due to the wage reclassifications under section 508 of the MMA, in effect for the whole year; and increased payments to Puerto Rico hospitals as a result of section 504 of the MMA, which changed the mix of the Federal standardized amount and the Puerto Rico-specific standardized amount. The overall increase also reflects changes to payments that resulted from implementing other changes as required by Public Law 108-173. These changes are discussed in other rules and in many sections of the preamble to this final rule.

Section 213 of Public Law 106-554 provides that all SCHs may receive payment on the basis of their costs per case during their cost reporting period that began during 1996. For FY 2005, eligible SCHs receive 100 percent of their 1996 hospital-specific rate. The impact of this provision is modeled in column 11 as well. Additionally, section 402 of Public Law 108-173 increases the disproportionate share hospital (DSH) adjustment for hospitals that serve a disproportionate share of low-income Medicare and Medicaid patients, which include rural hospitals and urban hospitals with fewer than 100 beds, sole community hospitals, rural referral centers, and rural hospitals with less than 500 beds. The increase in DSH payments became effective for discharges occurring on or after April 1, 2004. As provided in the new Medicare law, the cap on DSH payment adjustments increased from 5.25 percent to 12 percent for urban hospitals with fewer than 100 beds, sole community hospitals, and rural hospitals with less than 500 beds. There is no cap on rural referral centers, large urban hospitals over 100 beds, or rural hospitals over 500 beds.

We are no longer required to ensure that any add-on payments for new technology under section 1886(d)(5)(K) of the Act are budget neutral. However, we are still providing an estimate of the payment increases here, as they will have a significant impact on total payments made in FY 2005. New technology add-on payments are limited to the lesser of 50 percent of the costs of the technology, or 50 percent of the costs in excess of the DRG payment for the case. Because it is difficult to predict the actual

new technology add-on payment for each case, we are estimating the increase in payment for FY 2005 as if every claim with these add-on payments received the maximum add-on payment. As discussed in section I.E. of the preamble of this final rule, we finalizing the new technology status of the InFUSE™ Bone Graft™ Lumbar Tapered Fusion Device for spinal fusions (including new technologies that employ the same code). We estimate the total add-on payments associated with cases involving these new devices for FY 2005 would be \$7.8 million. In addition, several other technologies have received approval (as discussed in the preamble of this final rule) for FY 2005. We have approved CRT-D devices for new technology add-on payments for FY 2005. We estimate this approval to increase overall payments by \$341 million. We also approved Kinetra™ implants for new technology add-on payments for FY 2005. We estimate this approval to increase overall payments by \$11.9 million. The total increase in payments for FY 2005, if every claim with these devices were to receive the maximum add-on payments amount, is estimated to be \$360.7 million. The increase in payments for these new technologies is not reflected in the tables.

There might also be interactive effects among the various factors comprising the payment system that we are not able to isolate. For these reasons, the values in column 10 may not equal the sum of the changes described above.

The overall change in payments per case for hospitals in FY 2005 would increase by 5.8 percent. Hospitals in urban areas would experience a 5.7 percent increase in payments per case compared to FY 2004. Hospitals in rural areas, meanwhile, would experience a 6.2 percent payment increase. Hospitals in large urban areas would experience a 5.4 percent increase in payments and hospitals in other urban areas would experience a 6.1 percent increase in payments.

Among urban census divisions, the largest payment increase would be 15.8 percent in Puerto Rico. This is due largely to the change in calculation of their payment rate to 75 percent of the National amount and equalization of the urban and rural standardized amounts at the amount for large urban hospitals. Additionally, the change to CBSAs makes all hospitals in Puerto Rico classify as urban hospitals instead of rural. This is also why the column showing impacts on rural Puerto Rico hospitals shown in previous years has been removed from Table I. Hospitals in the urban East South Central and West South Central regions would experience the next largest overall increases of 5.9 percent and 6.4 percent, respectively. The smallest urban increase would occur in the Mountain region, with an increase of 4.5 percent. These above average increases are primarily due to the changes in payments created for many hospitals as a result of implementing Public Law 108-173.

Among rural regions in column 11, no hospital category will experience overall payment decreases. The East South Central and West South Central regions will benefit the most, with 9.2 and 7.1 percent increases,

respectively. The smallest increase will occur in the Mountain region, with 4.4 percent increases in payments.

Among special categories of rural hospitals in column 11, those hospitals receiving payment under the hospital-specific methodology (SCHs, MDHs, and SCH/RRCs) would experience payment increases of 4.1 percent, 8.3 percent, and 4.5 percent, respectively. This outcome is primarily

related to the fact that, for hospitals receiving payments under the hospital-specific methodology, there were several increases to payments made in relation to implementation of the Public Law 108-173.

Hospitals that were reclassified for FY 2005 are estimated to receive a 5.8 percent increase in payments. Urban hospitals reclassified for FY 2005 are anticipated to receive an increase of 5.3 percent, while rural

reclassified hospitals are expected to benefit from reclassification with a 6.2 percent increase in payments. Those hospitals located in rural counties but deemed to be urban under section 1886(d)(8)(B) of the Act are expected to receive an increase in payments of 5.3 percent.

BILLING CODE 4120-01-P

**TABLE II.—IMPACT ANALYSIS OF FINAL CHANGES FOR FY 2005 OPERATING PROSPECTIVE PAYMENT SYSTEM (PAYMENTS PER CASE)**

	Number of Hospitals (1)	Average FY 2004 Payment Per Case <sup>1</sup> (2)	Average FY 2005 Payment Per Case <sup>1</sup> (3)	All FY 2005 Changes (4)
<b>By Geographic Location:</b>				
All hospitals .....	3,897	7,747	8,193	5.8
Urban hospitals.....	2,661	8,071	8,531	5.7
Large urban areas (populations over 1 million).....	1,448	8,474	8,933	5.4
Other urban areas (populations of 1 million or fewer).....	1,213	7,592	8,052	6.1
Rural hospitals.....	1,236	6,063	6,437	6.2
<b>Bed Size (Urban):</b>				
0-99 beds .....	685	5,854	6,257	6.9
100-199 beds.....	939	6,879	7,262	5.6
200-299 beds.....	492	7,915	8,336	5.3
300-499 beds.....	410	8,701	9,198	5.7
500 or more beds .....	135	10,092	10,699	6.0
<b>Bed Size (Rural):</b>				
0-49 beds .....	541	5,214	5,551	6.5
50-99 beds .....	406	5,827	6,187	6.2
100-149 beds.....	183	5,906	6,274	6.2
150-199 beds.....	58	6,805	7,206	5.9
200 or more beds .....	48	7,438	7,879	5.9
<b>Urban by Region:</b>				
New England .....	131	8,649	9,122	5.5
Middle Atlantic.....	382	8,802	9,258	5.2
South Atlantic.....	402	7,703	8,142	5.7
East North Central .....	430	7,798	8,256	5.9
East South Central .....	175	7,430	7,868	5.9
West North Central.....	162	7,953	8,414	5.8
West South Central.....	367	7,561	8,043	6.4
Mountain.....	142	7,989	8,347	4.5
Pacific.....	418	9,525	10,050	5.5

	Number of Hospitals (1)	Average FY 2004 Payment Per Case <sup>1</sup> (2)	Average FY 2005 Payment Per Case <sup>1</sup> (3)	All FY 2005 Changes (4)
Puerto Rico .....	52	3,499	4,052	15.8
<b>Rural by Region:</b>				
New England .....	36	8,300	8,679	4.6
Middle Atlantic .....	69	6,004	6,275	4.5
South Atlantic .....	190	5,958	6,341	6.4
East North Central .....	169	6,006	6,273	4.5
East South Central .....	197	5,208	5,689	9.2
West North Central .....	197	6,543	6,943	6.1
West South Central .....	226	5,419	5,805	7.1
Mountain .....	89	6,991	7,297	4.4
Pacific .....	63	8,728	9,143	4.7
<b>By Payment Classification:</b>				
Urban hospitals .....	2,693	8,062	8,522	5.7
Large urban areas (populations over 1 million) .....	1,455	8,475	8,935	5.4
Other urban areas (populations of 1 million or fewer) .....	1,238	7,574	8,033	6.1
Rural areas .....	1,204	6,074	6,448	6.2
<b>Teaching Status:</b>				
Non-teaching .....	2,785	6,506	6,889	5.9
Fewer than 100 Residents .....	912	8,080	8,540	5.7
100 or more Residents .....	200	11,971	12,641	5.6
<b>Urban DSH:</b>				
Non-DSH .....	1,146	6,968	7,367	5.7
100 or more beds .....	1,467	8,598	9,079	5.6
Less than 100 beds .....	369	5,486	5,899	7.5
<b>Rural DSH:</b>				
Sole Community (SCH) .....	448	6,579	6,902	4.9
Referral Center (RRC) .....	156	6,699	7,117	6.2
<b>Other Rural:</b>				
100 or more beds .....	75	5,142	5,606	9.0
Less than 100 beds .....	236	4,477	4,945	10.5
<b>Urban teaching and DSH:</b>				
Both teaching and DSH .....	814	9,422	9,948	5.6



	Number of Hospitals (1)	Average FY 2004 Payment Per Case <sup>1</sup> (2)	Average FY 2005 Payment Per Case <sup>1</sup> (3)	All FY 2005 Changes (4)
Teaching and no DSH.....	235	7,925	8,402	6.0
No teaching and DSH.....	1,022	6,896	7,297	5.8
No teaching and no DSH.....	622	6,479	6,845	5.6
<b>Rural Hospital Types:</b>				
Non special status hospitals.....	393	4,762	5,192	9.0
RRC.....	126	6,158	6,579	6.8
SCH.....	430	7,177	7,473	4.1
Medicare-dependent hospitals, (MDH).....	178	4,418	4,784	8.3
SCH and RRC.....	73	7,486	7,823	4.5
<b>Type of Ownership:</b>				
Voluntary.....	2,300	7,867	8,313	5.7
Proprietary.....	716	7,048	7,471	6.0
Government.....	741	7,868	8,336	5.9
Unknown.....	140	7,851	8,406	7.1
<b>Medicare Utilization as a Percent of Inpatient Days:</b>				
0-25.....	224	10,267	10,791	5.1
25-50.....	1,102	8,495	8,967	5.6
50-65.....	1,413	6,888	7,297	5.9
Over 65.....	912	6,868	7,257	5.7
Unknown.....	246	9,742	10,334	6.1
<b>Rural Converted to Urban</b>	159	6,885	7,333	6.5
<b>Urban Converted to Rural</b>	63	6,058	6,331	4.5
<b>Hospitals Reclassified by the Medicare Geographic Classification Review Board: FY 2005 Reclassifications:</b>				
All Reclassified Hospitals.....	459	7,245	7,666	5.8
All Nonreclassified Hospitals.....	3,359	7,837	8,289	5.8
All Urban Reclassified Hospitals.....	122	8,359	8,800	5.3
Urban Nonreclassified Hospitals.....	2,537	8,056	8,518	5.7
All Reclassified Rural Hospitals.....	337	6,603	7,012	6.2
Rural Nonreclassified Hospitals.....	822	5,602	5,951	6.2
Other Reclassified Hospitals (Section 1886(d)(8)(B)).....	79	5,762	6,065	5.3

<sup>1</sup> These payment amounts per case do not reflect any estimates of annual case-mix increase.

**BILLING CODE 4120-01-C**

Table II presents the projected impact of the final changes for FY 2005 for urban and

rural hospitals and for the different categories of hospitals shown in Table I. It compares the estimated payments per case for FY 2004

with the average estimated per case payments for FY 2005, as calculated under our models. Thus, this table presents, in terms of the

average dollar amounts paid per discharge, the combined effects of the changes presented in Table I. The percentage changes shown in the last column of Table II equal the percentage changes in average payments from column 10 of Table I.

#### VII. Impact of Other Policy Changes

In addition to those final changes discussed above that we are able to model using our IPPS payment simulation model, we are finalizing various other changes in this final rule. Generally, we have limited or no specific data available with which to estimate the impacts of these changes. Our estimates of the likely impacts associated with these other final changes are discussed below.

##### A. Impact of Change to Postacute Care Transfer Payment Policy

Existing regulations at § 412.4(b) define transfers from one acute care hospital to another, and § 412.4(c) defines transfers to certain postacute care providers. The per diem rate paid to a transferring hospital is calculated by dividing the full DRG payment by the geometric mean length of stay for the DRG. The transferring hospital receives a per diem payment for cases that are transferred prior to the geometric mean length of stay for the DRG (§ 412.4(f)(1)). Under section IV.A. of the preamble of this final rule, we discuss our adoption of a grandfathering period for which remapped claims will be included within the scope of the postacute care transfer policy. The occasion for this revision is our decision to delete DRG 483, and to assign the cases that previously were included within DRG 483 to two new DRGs, 541 and 542. As a result of grandfathering into the postacute care transfer policy those cases that were previously assigned to 483, the cases in the two new DRGs, 541 and 542 will be subject to the postacute care transfer policy for FY 2005. We estimate that the inclusion of DRGs 541 and 542 will have no effect on payments, because all of the cases included within those DRGs were previously included within DRG 483 and, thus, already fall within the policy.

##### B. Impact of LTC-DRG Reclassifications and Relative Weights for LTCHs

In section II.D. of the preamble of this final rule, we discuss the changes in the LTC-DRG relative weights for FY 2005 on the version 22.0 of the CMS GROUPE. We estimate that the changes will result in an aggregate decrease in LTCH payments of approximately a \$14.9 million based on LTCH cases in the FY 2003 MedPAR file. (We note that in the May 18, 2002 IPPS proposed rule we incorrectly estimated the impact of the change in the LTC-DRGs for FY 2005 as approximately a \$55 million decrease in LTCH PPS payments because we failed to account for the change in DRG classifications and the change in the geometric average length of stay for each LTC-DRG.) As we discuss in further detail in the 2005 LTCH PPS rate year final rule published on May 7, 2004, based on an analysis of LTCH claims data in the FY 2003 MedPAR file, we found that the average LTC-DRG relative weight has increased due to an increase of cases being assigned to LTC-DRGs with higher

relative weights. This increase may be attributable to a number of factors, including improvements in coding practices, which are typically found when moving from a reasonable cost-based payment system to a PPS. The impact of including cases with relatively lower charges into LTC-DRGs that have a relatively higher relative weight in the GROUPE version 21.0 (FY 2004) is a decrease in the average relative weight for those LTC-DRGs in GROUPE version 22.0. We believe that the changes in the LTC-DRG relative weights, which include a number of LTC-DRGs with lower proposed relative weights, will result in a slight decrease in LTCH PPS payments.

##### C. Impact of Policy on Payments for Inpatient Care in Providers That Change Classification Status During a Patient Stay

In section IV.B. of the preamble to this final rule, we discuss a change to our policy to preclude making more than one payment under Medicare for cases in which a Medicare provider changes its Medicare payment classification during a patient's stay; that is an acute care hospital changes to a LTCH. Although this situation may occur in other settings, this payment issue is most prevalent for services furnished to cross-over patients in a newly established LTCH. Currently, when this situation arises, Medicare makes two payments for what is essentially only one beneficiary episode of care, one under the IPPS and one under the LTCH PPS. The intent of this policy is to eliminate the unnecessary Medicare payments for such patients. While we believe that this policy may generate considerable savings for the Medicare program, we do not have readily available data to precisely estimate the effect of this change.

##### D. Impact on Policy Reporting of Hospital Quality Data for Annual Hospital Payment Update

In section I.V.E. of the preamble to this final rule, we discuss the implementation of section 501(b) of Public Law 108-173, which provides that the update factor for the operating payments for FY 2005 and subsequent fiscal years is the market basket percentage increase. Section 501(b) also provides that, for FYs 2005 through 2007, the update factor will be the market basket percentage increase minus 0.4 percentage points for any hospital that does not submit quality data as specified in the law. We are unable to precisely estimate the effect of this provision because, while receiving the full update for those years is conditional upon the submission of quality data by a hospital, submission of the data is not mandated unconditionally. Furthermore, the final date for submission of quality data for purposes of receiving the full adjustment in FY 2005 is August 1, 2004. This date is too late to take the final submission data into account in preparation for this final rule. However, preliminary results indicate that over 90 percent of IPPS hospitals had submitted quality data. We have also made efforts to ensure that QIOs provide assistance to all hospitals that wish to submit data. The Congressional Budget Office, in its analysis of Public Law 108-173, assumed that a

significant number of hospitals would not provide the data required for a full payment update, and therefore estimated savings to the Medicare program of approximately \$100 million per year. However, we believe that a very high proportion of hospitals will respond to the incentive provided by section 501(b) and submit quality data in order to receive the full update. For purposes of this final rule, we are therefore assuming that no appreciable savings will result from this provision.

##### E. Impact of Policy on Threshold Criteria for Add-On Payments for New Technology and Medical Services

In section IV.H. of the preamble of this final rule, we finalized our policy to revise the threshold amount for determining whether a new technology or medical service is an appropriate candidate for an additional payment if it is inadequately paid otherwise under the DRG system. We are no longer required to ensure that any add-on payments for new technology under section 1886(d)(5)(K) of the Act are budget neutral. However, these payments will have a significant impact on total payments made in FY 2005. As discussed in section II.E. of the preamble of this final rule, we are finalizing our decision to maintain the new technology status of the InFUSE™ Bone Graft/ Lumbar Tapered Fusion Device for spinal fusions. New technology add-on payments are limited to the lesser of 50 percent of the costs in excess of the DRG payment for the case. Because it is difficult to predict the actual new technology add-on payment for each case, we are estimating the increase in payments for FY 2005 as if every case eligible for ad-on payments will receive the maximum payment amount.

We also extended the new technology add-on payments for this technology to OP-1 Implants. We estimate the total add-on payments associated with cases involving these new devices for FY 2005 will be \$7.8 million. In addition, several other technologies have received approval (as discussed in the preamble of this final rule) for FY 2005. We have approved CRT-D devices for new technology add-on payments for FY 2005. We estimate this will increase overall payments by \$341 million. We also approved Kinetra™ implants for new technology add-on payments for FY 2005. We estimate this approval will increase overall payments by \$11.9 million. The total increase in payments for FY 2005, if every claim with these devices were to receive the maximum add-on payment amount, is estimated to be \$360.7 million.

##### F. Impact of Policy on Additional Payments to Hospitals with High Percentage of End-Stage Renal Disease Discharge

In section IV.J. of the preamble of this final rule, we are revising our regulations to state that, in determining eligibility of hospitals for additional Medicare payments for hospitals with high percentages of ESRD discharges, only discharges involving ESRD Medicare beneficiaries who have received a dialysis treatment during an inpatient hospital stay are to be counted.

This revision to the policy will reduce the number of hospitals that will qualify for this

additional payment. Specifically, discharges of Medicare ESRD beneficiaries who have not received dialysis treatment during the course of their hospital stays will no longer be counted in determining whether hospitals meet the threshold for receiving this additional payment. Some hospitals that have previously qualified for this extra payment will therefore be unable to qualify under this revised policy. Therefore, this change is expected to result in a reduction in Medicare program expenditures. However, we are unable to quantify the level of program savings because we lack data on the proportion of the discharges previously counted toward the threshold determination under this provision that involved Medicare ESRD beneficiaries who did not receive dialysis services during their hospital stays. Overall program expenditures under this provision have been approximately \$15 million annually to approximately 41 hospitals. We estimate that the savings due to this policy change will be some proportion of that figure since some of the hospitals that currently qualify for the adjustment, will no longer qualify for these payments under the revised criteria.

#### G. Impact of Policy on Payment Adjustments for Low-Volume Hospitals

In section IV.M. of the preamble of this final rule, we discuss our implementation of section 406 of Public Law 108-173, which provides for a new payment adjustment to account for the higher costs per discharge of low-volume hospitals under the IPPS.

Based on the empirical analysis, we are limiting the adjustment to hospitals with 200 or fewer discharges. It is difficult to estimate precisely the impact of this provision. There were approximately 100 hospitals with 200 or fewer total discharges in the most recent year for which we have data. However, we have not yet determined which hospitals satisfy the requirement that the hospital be located more than 25 road miles from another subsection (d) hospital. We are adopting our proposal to require that a hospital that wishes to qualify for the adjustment must provide its fiscal intermediary with evidence that it meets this distance requirement. Until intermediaries are able to make these determinations, we are unable to determine how many hospitals qualify for the adjustment.

However, the aggregate impact of this provision is likely to be relatively small. Hospitals with fewer than 200 total discharges in a year are likely to have correspondingly few Medicare discharges, perhaps 50 to 60 Medicare discharges or fewer. Although each discharge will receive the maximum adjustment of 25 percent, we believe that aggregate expenditures will be no greater than under the adjustment in the proposed rule. The Congressional Budget Office estimated that this provision will increase Medicare program expenditures by less than \$50 million annually. In the absence of a more precise estimate for the reasons indicated above, we agree with the Congressional Budget Office's determination.

#### H. Impact of Policy on Medicare Geographic Classification Review Board (MGCRB) Reclassifications (§§ 412.230, 412.234, and 412.236)

Sections 1886(d)(2)(D) and (d)(3) of the Act previously required the Secretary to compute two average standardized amounts for discharges occurring in a fiscal year: one for hospitals located in large urban areas and one for hospitals located in other areas. In addition, under sections 1886(d)(9)(B)(iii) and (d)(9)(C)(i) of the Act, the average standardized amount per discharge was determined for hospitals located in large urban and other areas in Puerto Rico. In accordance with section 1886(b)(3)(B)(i) of the Act, the large urban average standardized amount was 1.6 percent higher than the other area average standardized amount.

Section 402(b) of Public Law 108-7 required that, effective for discharges occurring on or after April 1, 2003, and before October 1, 2003, the Federal rate for all IPPS hospitals will be based on the large urban standardized amount. Subsequently, Public Law 108-89, extended section 402(b) of Public Law 108-7 beginning with fiscal year 2004 and thereafter, and equal standardized amount is to be computed for all hospitals at the level computed for large urban hospitals during FY 2003, updated by the applicable percentage update. This provision in effect makes permanent the equalization of the standardized amounts at the level of the previous standardized amount for large urban hospitals. As a result of this legislative change, the standardized amount reclassification criterion is no longer necessary or appropriate. Therefore, as discussed in section IV.N. of this final rule, we have removed all standardized amount criteria provisions from the regulations governing geographic reclassification. Specifically, we removed the provisions that contain the criterion requiring individual hospitals and urban hospital groups to demonstrate that their costs are more comparable to the average amount they would be paid if they were reclassified than the amount they would be paid under their current classification.

In conjunction with this change, we have finalized that, under the Secretary's general authority to make exceptions, any hospital whose urban county group application under § 412.234 would have been approved by the MGCRB for FY 2004 and FY 2005, but for the failure to meet the requirements in § 412.234(c), will be assigned the wage index for the MSA identified in the FY 2004 and FY 2005 group application (in cases where the group identified more than one preference, the hospital will be assigned the wage index that is most advantageous). In response to comments, we have also expanded this exception to include certain other hospitals. Specifically, we will also provide this exception for some hospitals whose urban county group application under § 412.234 would have been approved by the MGCRB for either FY 2004 or FY 2005, but for the failure to meet the requirements in § 412.234(c). However, these hospitals must meet the additional requirements that at least one-third of the hospitals included in its group reclassification have since reclassified

to another wage area, and that the hospitals that have since reclassified must have a wage index at least 10 percent higher than the wage index of the MSA in which they are located.

Finally, we have also revised the reclassification rules governing the wage thresholds that hospitals must meet in order to be reclassified. Previously, except for rural referral centers, individual hospitals were required to demonstrate that their 3-year average hourly wages are greater than or equal to a designated threshold (108 percent for urban hospitals, 106 percent for rural hospitals) of the average hourly wages of hospitals in the area in which the hospital is located. We have revised this standard to provide that a hospital's averages are greater than or equal to a designated threshold (108 percent for urban hospitals, 106 percent for rural hospitals) of the average hourly wages of all the other hospitals in the area in which the hospital is located.

For our final decision to remove all standardized amount criteria provisions from the regulations, we are unable to quantify the impact of this change precisely. The deletion of the standardized amount criterion may allow more hospital group applications to qualify for reclassification. However, we cannot determine how many groups would be affected by this change, and, of those, how many groups would actually organize to apply under the revised standard. This change would not affect the aggregate level of Medicare expenditures since reclassification decisions are budget neutral under section 1886(d)(8)(B) of the Act. However, the exercise of the Secretary's exception authority to assign a new wage index to certain hospitals that failed to be approved for reclassification in FY 2004 and FY 2005 is not budget neutral. We have approved only a very small number of hospitals for a new wage index assignment under this proposed exception. This includes the hospitals that qualify under the revised criteria that we announce in this final rule. Based on our analysis, we believe that the aggregate impact on program payments will be in the range of \$15 million to \$20 million annually for the 3 years during which this exception will be in place.

We are unable to quantify the precise impact of the change in the definition of the wage thresholds that individual hospitals must meet in order to qualify for reclassification. Our analysis indicates that approximately 100 more hospitals will now meet the applicable threshold (108 percent for urban hospitals, 106 percent for rural hospitals). However, we are unable to determine how many of these hospitals will also meet the other criteria for reclassification, especially the criterion that a hospital's 3-year average hourly wage must be greater than or equal to a certain threshold (84 percent in the case of urban hospitals, 82 percent in the case of rural hospitals) of the average hourly wage of the hospitals in the area to which it seeks reclassification. However, this change will not lead to additional program expenditures since hospital reclassifications are budget neutral under section 1886(d)(8)(B) of the Act.

In addition, we are unable to quantify the precise impact of the finalized change

precisely to the average hourly wage threshold for rural referral centers. Only a limited number of rural referral centers are actually located in urban areas. Effective October 1, 2000, if a hospital located in what is now an urban area was ever a rural referral center, it is reinstated to rural referral center status (65 FR 47089). We are unable to determine how many of these rural referral centers that would not otherwise have qualified for reclassification would now be able to meet the 82 percent threshold. However, this change does not affect the aggregate level of Medicare expenditures since reclassification decisions are budget neutral under section 1886(d)(8)(B) of the Act. The exercise of the Secretary's exception authority to assign a new wage index to certain rural referral centers that failed to be approved for reclassification in FY 2005 is not budget neutral. Only one hospital has demonstrated that it meets the conditions for receiving this special exception. The aggregate impact on program payments will be in the range of \$10 million to \$15 million for the 3-years during which this exception will be in effect.

Further, our use of the authority in section 1886(d)(5)(I)(i) of the Act, to provide special protection to a small number of hospitals in States with fewer than 10 people per square mile (as determined using 2000 census data) will only increase Medicare program expenditures by approximately \$3 million to \$6 million. A total of 9 hospitals have satisfied the criteria for receiving this exception. However, these hospitals are relatively small, and some of them are paid under their hospital specific rates, which restricts the gain from reclassification in most cases to capital PPS payments and payments for outpatient services.

#### *I. Impact of Policy Changes for Available Beds and Patient Days Used in the IME and DSH Adjustments*

Under the IPPS, the IME and the DSH adjustments utilize statistics regarding the number of beds and patient days of a hospital to determine the level of the respective payment adjustment. For IME, hospitals receiving this adjustment want to minimize their number of beds in order to maximize their resident-to-bed ratio. For DSH, urban hospitals with 100 or more beds qualify for a higher payment adjustment, so some hospitals have an incentive to maximize their bed count to qualify for higher payments. Existing regulations specify that the number of beds is determined by counting the number of available bed days during the cost reporting period and dividing that number by the number of days in the cost reporting period.

In this final rule, we finalized our policy regarding unoccupied beds, observation beds of patients ultimately admitted as inpatients, dual-eligible patient days, and Medicare+Choice patient days. We do not anticipate that these policy changes will have a significant impact on payments. Based on an analysis from our actuarial staff, we anticipate the impact of all four of these policy changes to be less than \$50 million for FY 2005.

#### *J. Impact of Proposed Policy on Payment for Direct Costs of Graduate Medical Education*

##### *1. Redistribution of Unused Resident Slots*

As discussed in section IV.O.2.b. of this preamble, section 422 of Public Law 108-173 added a new section 1886(h)(7) to the Act that provides for reductions in the statutory FTE resident caps under Medicare for certain hospitals and authorizes a "redistribution" of the FTE resident slots resulting from the reduction in the FTE resident caps to other hospitals.

For purposes of this final rule, we have estimated the impact of section 422 on hospitals for FY 2005, making assumptions about update factors, geographic (locality) adjustment factors, and the number of unused residency positions for each hospital. For purposes of calculating the impact for direct GME payments, we used the projected national average per resident amount (PRA) for FY 2005 of \$82,249, as determined in accordance with existing § 413.86(e)(4)(ii)(B) (redesignated as § 413.77(d)(2)(ii) in this final rule), since section 1886(h)(7)(B)(v) of the Act requires that a hospital that receives an increase in its direct GME FTE resident cap under section 1886(h)(7)(B) of the Act will receive direct GME payments with respect to those additional FTE residents using the locality-adjusted national average PRA. Based on our analysis of hospitals' FTE resident caps and FTE resident counts from the Hospital Cost Report Information System (HCRIS) for the most recent cost reporting periods ending on or before September 30, 2002, and making assumptions for hospitals that submit a timely request to use their cost report that includes July 1, 2003, we estimate that approximately 2,600 FTE resident slots that were previously unfilled (and therefore, no direct GME or IME payments were made for those slots) will be redistributed to and filled by hospitals that request an increase to their FTE residents caps under section 1886(h)(7)(B) of the Act. (We note that this estimate of 2,600 slots is not necessarily the same as the estimate we will ultimately use to redistribute resident positions under section 1886(h)(7)(B) of the Act. Since payments for direct GME are determined based on a hospital's Medicare inpatient utilization, for purposes of this impact, we have applied a factor of .35 as the average Medicare inpatient utilization. Accordingly, for FY 2005, we estimate an increase of \$75.6 million in direct GME payments.

For purposes of estimating the impact on IME payments, we used an IME formula multiplier of 0.66, since section 1886(d)(5)(B)(ix) of the Act states that for a hospital whose FTE resident cap is increased as a result of a redistribution of unused resident positions, the IME adjustment factor is to be calculated using a formula multiplier of 0.66 with respect to any additional residents counted by the hospital as a result of that increase in the hospital's FTE resident cap. Based on an estimate of unused resident positions using FTE resident data from HCRIS for the most recent cost reporting periods ending on or before September 30, 2002, and making assumptions for hospitals that submit a timely request to use their cost report that includes July 1, 2003, we estimate that for FY 2005, IME payments will increase

by approximately \$66.5 million. Thus, since section 422 is not effective until the fourth quarter of FY 2005 (that is, July 1, 2005), the estimated total increase in Medicare payments for FY 2005 attributable to section 422 is \$35.53 million (\$75.6 million + \$66.5 million) divided by 4).

##### *2. Per Resident Amount: Extension of Update Limitation on High-Cost Programs*

In section IV.O.4. of the preamble of this final rule, we discuss our implementation of section 711 of Public Law 108-173, which freezes the annual CPI-U inflation factors to hospital-specific PRAs for direct GME payments for those PRAs that exceed the established ceiling for FYs 2004 through 2013. Under existing regulations, for FY 2005, if a hospital's PRA for the previous cost reporting period would be greater than 140 percent of the locality-adjusted national average PRA for that same previous cost reporting period, the hospital's PRA would be updated for inflation, except that the CPI-U applied for a 12-month period is reduced by 2 percentage points. Under the new provisions of section 711 of Public Law 108-173 for FY 2005, if a hospital-specific PRA for the previous cost period would be greater than 140 percent of the locality-adjusted national average PRA for that same previous cost reporting period, the hospital-specific PRA would be frozen at the FY 2004 PRA, and not updated for inflation. Therefore, the impact in direct GME payments for FY 2005 (attributable to section 711 of the Public Law 108-173) is the difference between updating the PRAs by the applicable CPI-U inflation factor minus 2 percentage points, and not updating the PRAs by any CPI-U inflation factor. We have calculated an impact for this provision, but the resulting savings are negligible (less than \$100,000).

##### *3. Residents Training in Nonhospital Settings*

In section IV.O.5. of the preamble of this final rule, we discuss our implementation of section 713 of Public Law 108-173, which, through a moratorium, allows hospitals to count allopathic or osteopathic family practice residents training in nonhospital settings for IME and direct GME without regard to the financial arrangements between the hospital and the teaching physician practicing in the nonhospital setting in which the resident is assigned. We are unable to quantify the impact of these provisions because we do not know the number of residents or programs that are affected by these changes.

In addition, under section IV.O.5 of this preamble, we discuss our changes related to requirements for written agreements for residency training in nonhospital settings. We revised the regulations to allow hospitals to count residents training in a nonhospital setting if the hospital meets at least one of the following criteria: (1) There is a written agreement between the hospital and the nonhospital site stating that the hospital will incur all or substantially all of the costs of training in the nonhospital setting. If the hospital chooses the written agreement option, the existing requirements as specified in the regulations at 413.100(c)(2)(i) and 413.78(d) (redesignated 413.86(f)(4)) would apply. (2) The hospital is paying those costs

associated with training residents at the nonhospital setting(s) by the end of the third month following a month in which the training in the nonhospital setting(s) occurred. A hospital must satisfy either of these options in order for the hospital to count residents training in a nonhospital setting. There is no monetary impact related to this change because this is administrative in nature, and does not affect a hospital's direct GME or IME payments.

#### *K. Impact of Policy on Rural Community Hospital Demonstration Program*

In section I.V.P. of the preamble of this final rule, we discuss our proposal to implement section 410 A of Pub. L. 108-173 requiring the Secretary to establish a demonstration that will modify reimbursement for inpatient services for up to 15 small rural hospitals. Section 410A(c)(2) requires that "in conducting the demonstration program under this section, the Secretary shall ensure that the aggregate payments made by the Secretary do not exceed the amount which the Secretary would have paid if the demonstration program under this section was not implemented." As discussed in section IV.P. of this final rule, we are satisfying this requirement by adjusting national IPPS rates by a factor that is sufficient to account for the added costs of this demonstration. We estimate that the average additional annual payment that will be made to each participating hospital under the demonstration will be approximately \$855,893. We based this estimate on the recent historical experience of the difference between inpatient cost and payment for hospitals that have applied for the demonstration. For 15 participating hospitals, the total annual impact of the demonstration program is estimated to be \$12,838,390. We describe the budget neutrality adjustment required for this purpose in the Addendum to this final rule.

#### *L. Impact of Criteria for Hospitals-Within-Hospitals*

In section VI.B. of the preamble of the proposed rule, we discussed three payment policy options for revising and strengthening the criteria to be used to classify hospitals-within-hospitals for purposes of payments and several additional policy revisions. In this final rule we are finalizing our decision to adopt a modification of the third option. Additionally, the finalized payment policies will only apply to LTCHs hospitals-within-hospitals, not to all hospital designations excluded from the IPPS; and they will also apply to satellites of LTCHs hospitals-within-hospitals. We have not finalized our proposed preclusion of common ownership of acute care hosts and LTCH hospitals-within-hospitals. The intent of our policies requiring separateness of administrative and medical governance and decision-making between the hospital-within-a-hospital and its host has been to discourage patient shifting between the LTCH hospital-within-a-hospital and its host for financial rather than medical purposes and to prevent the LTCH hospital-within-a-hospital from functioning as a unit of the acute care host hospital, a

configuration precluded by statute. In 2002, there were 114 hospitals-within-hospitals, and these entities are increasing at an average annual rate of 30 percent (MedPAC, June 2003, p. 85). To the extent that these policy revisions will eliminate hospital-within-hospital arrangements that circumvented our existing requirements, the Medicare program will avoid making unnecessary payments under the more costly excluded hospital PPSs. We cannot estimate the numbers of existing entities that will be affected by these revisions, nor can we estimate the specific DRGs that will be affected at those hospitals. In addition, we do not know the number of new applications for either LTCH hospital-within-a-hospital or LTCH satellite status that would subject to review under these new standards. Therefore, we are unable to quantify the effect these changes will have upon Medicare expenditures. However, we believe that this change in policy will likely result in a savings to the Medicare program.

#### *M. Impact of Proposed Policy Changes Related to CAHs*

In section VI.C.2. through VI.C.5. of the preamble of this final rule, we discuss the changes in regulations we are making to implement provisions in section 405 of Public Law 108-173 relating to payments to CAHs which include payment based on 101 percent of the reasonable cost for certain services; the revised condition for a CAH's election of the optional payment method for physician services provided at the CAH; the availability to CAHs of the periodic interim payment method (PIP); and expansion of types of emergency room providers who may be on call at CAHs.

These changes, taken together with the increase in the number of beds permitted to CAHs for acute care inpatient services discussed below, increase the incentive for conversion to CAH status by allowing larger rural hospitals and those with specialized units to become CAHs without materially reducing the size and scope of their activities. The added 1 percent reimbursement and flexibility to allow some physicians to opt out of method 2 for CAH billing should also increase the rate of conversion, while at the same time increasing the cost of CAHs to the Medicare program. The two payment methods are described in detail in section V.I.D.3. of the preamble and at § 413.70(b). The Congressional Budget Office's official estimate was that section 405 of Public Law 108-173 would increase Medicare program expenditures by approximately \$100 million annually. We do not have the information to quantify the extent of the anticipated increase more precisely or to determine how much each provision of section 405 might contribute to that increase.

In section VI.C.6. of this preamble, we discuss our revision to our regulations to reflect the provisions of section 405(e) of Public Law 108-173, which provides for an increase in the number of beds permitted to CAHs for acute care inpatient services, from 15 to 25 beds. We anticipate that both Medicare providers and beneficiaries will welcome this change. The increase in the number of beds will benefit CAHs that

experience seasonal increases in patient census due to weather conditions and tourism. With the increase, more Medicare beneficiaries may have access to health care in their communities without the need to be transferred to another hospital because the CAH is at capacity for acute care beds. In addition, the bed size increase will eliminate an obstacle for some small rural hospitals that, except for the bed size restriction of 15 acute care beds, could qualify for CAH status. Although we anticipate that these changes will increase the rate at which hospitals convert to CAH status, we do not have the information needed to make quantitative estimates of the extent of this increase.

In section VI.C.7. of the preamble of this final rule, we discuss our regulatory changes to implement section 405(g) of Public Law 108-173, which grants authority for CAHs to establish psychiatric and rehabilitation distinct part units. This final rule will allow CAHs the option of providing rehabilitation and psychiatric services in such units.

Although we view the anticipated results of the final regulations as beneficial to the Medicaid and Medicare programs as well as to Medicare and Medicaid beneficiaries and State governments, we recognize that some of the provisions could be controversial and that some affected entities may respond unfavorably. We also recognize that not all of the potential effects of these provisions can definitely be anticipated, especially in view of their interaction with other Federal, State, and local activities regarding outpatient services. In particular, considering the effects of our simultaneous efforts to improve the delivery of outpatient services, it is impossible to quantify meaningfully a projection of the future effect of these provisions on a CAH's operating costs or on the frequency of substantial noncompliance and termination procedures.

We estimate that only those facilities that have the capabilities to operate a distinct part unit prior to becoming a CAH will elect to operate such a unit. Hospitals that currently operate a distinct part unit and wish to continue providing psychiatric and rehabilitation services to the community may continue to do so after converting to a CAH. Allowing a facility that converts to a CAH to continue providing inpatient rehabilitation and psychiatric services in rural areas will help to ensure availability of services that are disproportionately located in urban areas. Distinct-part units may be less common in rural areas due to the challenge of finding the resources needed to operate a distinct part unit. The United States General Accounting Office (GAO), in its September 2003 Report to Congress, entitled "Modest Eligibility Expansion for Critical Access Hospital Program Should Be Considered," reported that a distinct part unit might provide a financial benefit to the hospital because it enables the hospital to spread its fixed costs over more services. CAHs potentially can experience a net gain on their Medicare payments.

Among the existing CAHs, 25 previously operated a distinct part unit but had to close it as part of becoming a CAH. GAO identified 683 rural hospitals as "potential CAHs" based on their having an annual average of

no more than 15 acute care patients per day. About 14 percent (93) of these potential CAHs operate an inpatient psychiatric or rehabilitation distinct part unit, which they previously would have had to close to convert to CAH status. Among the potential CAHs that operate a distinct part, about half had a net loss on Medicare services, indicating they might benefit from CAH conversion.<sup>12</sup>

Based on the GAO data, we estimate that approximately 50 hospitals that currently operate distinct part units will not incur any additional expense to convert to a CAH and, in fact, may increase their revenue. Therefore, we are only estimating burden for current CAHs (approximately 27) that might want to operate a distinct part unit due to their previous experience in operating a distinct part unit.

Inpatient psychiatric services in a CAH's distinct part unit must be under the supervision of a clinical director, service chief, or equivalent who is qualified to provide the leadership required for an intensive treatment program, and who is board certified in psychiatry. The distinct part unit must have a director of nursing who is a registered nurse with a master's degree in psychiatric or mental health nursing or its equivalent from a school accredited by the National League of Nursing, who is qualified

by education and experience in the care of persons with mental illness, and a director of social services. There must also be an adequate number of registered nurses to provide 24-hour coverage as well as licensed practical nurses and mental health workers.

A rehabilitation distinct part unit of a CAH will be required to provide rehabilitation nursing, physical and occupational therapy, speech therapy, and, as needed, social services or psychological services and orthotics and prosthetics. The distinct part unit also must have a director of rehabilitation who, among other requirements, is trained or experienced in medical management of patients who require rehabilitation services and is a doctor of medicine or a doctor of osteopathy.

In addition, a CAH must comply with the common requirements for excluded units at § 412.25. Therefore, both psychiatric and rehabilitation distinct part units will be required to meet those requirements, including written admission criteria that are applied uniformly to both Medicare and non-Medicare patients and these units must have admission and discharge records that are separately identified from those of the CAH in which it is located and are readily available. Both of these types of distinct part units also must have policies specifying that necessary clinical information be transferred

to the unit and have utilization review standards applicable for the type of care offered in the unit. Psychiatric distinct part units will also have to meet requirements of § 412.27, including maintenance of medical records that permit determination of the degree and intensity of the treatment provided to individuals who are furnished services in the unit. Each patient must also have an individual comprehensive treatment plan. Section 412.29 requires individuals having rehabilitation distinct part units to also have to meet the criteria of a preadmission screening procedure under which each prospective patient's condition and medical history are reviewed to determine whether the patient is likely to benefit significantly from an inpatient program. The unit must have also a plan of treatment for each inpatient. Notwithstanding the above discussion, we are not attributing burden for these requirements because they are industry standards for providing quality care and hospitals operating psychiatric and rehabilitation distinct part units are currently required to do so in compliance with those standards. Therefore, we estimate that the only increase in burden for the rehabilitation and psychiatric distinct part units of CAHs will be for the a lditional personnel requirement.

ESTIMATED COSTS FOR PSYCHIATRIC DISTINCT PART UNITS

Hours/estimated salary/# of CAHs	Annual cost
Clinical Director or service chief; annual salary of \$75,000 x 27 CAHs .....	\$2,025,000
24-hours nursing coverage—1 RN per 12 hour shift (2 RNs total) = Annual salary of \$52,120 x 2; .....	2,814,480
One LPN per 12 hour shift = Annual salary of \$32,500 x 2 = \$65,000 x 27 CAHs; .....	1,755,000
Director of nursing—Annual salary of \$60,000 x 27 = \$1,620,000 .....	1,620,000
Director of social services—Annual salary of \$53,000 x 27 = \$1,431,000 .....	1,431,000
Psychiatric aides—Annual salary of \$25,650 x 2 = \$51,300 x 27 CAHs .....	1,385,100
<b>TOTAL .....</b>	<b>11,050,580</b>

ESTIMATED COSTS FOR REHABILITATION DISTINCT PART UNITS

Hours/estimated salary/# of CAHs	Annual cost
Director of Rehabilitation—Annual salary \$75,000 x 27 = \$2,025,000 .....	\$2,025,000
Occupational Therapist—Annual salary \$53,300 x 27 = \$1,439,100 .....	1,439,100
Physical Therapist—Annual salary \$55,800 x 27 = \$1,506,600 .....	1,506,600
Speech Therapist—Annual salary \$52,800 x 27 = \$1,425,600 .....	1,425,600
Rehabilitation nurse—Annual salary \$32,500 x 27 = .....	877,500
<b>TOTAL .....</b>	<b>7,273,800</b>

In section VI.C.8. of the preamble of this final rule, we are implementing section 405(h) of Public Law 108-173 which terminates a State's authority to waive the location requirement or more than a 35-mile drive (or in the case of mountainous terrain or secondary roads, a 15-mile drive) for a CAH by designating the CAH as a necessary provider. We do not have the information to quantify the extent of the anticipated increase more precisely or to determine how

much this provision might contribute to that increase.

In section VI.C.9 of the preamble of this final rule, we reaffirm the policy on payment for clinical diagnostic laboratory tests provided by CAHs, as currently stated in the regulations at 42 CFR 413.70(b)(2)(iii), under which payment is made on a reasonable cost basis only if the patient is physically present in the CAH at the time of specimen collection. Since we are not revising current policy in this area, we anticipate no change

in cost or burden as a result of this restatement of existing policy.

In section VI.C.10 of the preamble of this final rule, we describe a revision to the regulations which we are making in order to permit uninterrupted participation by CAHs which are otherwise in compliance with CAH requirements but are located in a county that is currently designated as rural but will be considered urban as of October 1, 2004, as a result of data from the 2000 census and implementation of the new MSA

<sup>12</sup> Information from United States General Accounting Office's Report to Congress, "Modest

Eligibility Expansion for Critical Access Hospital

Program Should be Considered," GAO-03-948, September 2003.

definitions announced by OMB on June 6, 2003. Under the final rule, such a CAH will have a specified time period during which it will be allowed to continue participating as a CAH under the rural location requirement in 42 CFR 485.610(b) while seeking formal redesignation as rural under the regulations at 42 CFR 412.103. This will avoid any need for the facility to reorganize itself as a hospital rather than a CAH before seeking redesignation from urban to rural under § 412.103.

Since this provision affects only those CAHs in affected counties as of October 1, 2004, and because we expect that facilities seeking the redesignation will in fact obtain it within the grandfathering period, the net effect of the provision is to allow the facilities to retain their current status. Thus, we do not anticipate any change in cost or burden from the provision.

#### *N. Impact of Policy Change Regarding Disclosure of Information by QIOs.*

In section VII.A. of this final rule, we are revising our regulations to add provisions to allow QIOs to disclose information about practitioners and institutions and information from quality review studies if the practitioner or institution consents to or requests the disclosure of the information in writing. This disclosure will be in addition to the existing disclosure previously based on written consent of the institution or practitioner. In addition, we are finalizing exceptions to the 30-day advance notice requirement to an institution or practitioner by a QIO of its intent to disclose confidential and nonconfidential information on a practitioner or an institution is at the request of or consent of the institution or practitioner. We are specifying that the notification requirements will not apply if the institution or practitioner has requested in writing that the QIO make the disclosure, has provided written consent for the disclosure, or the information is public information.

We believe that these revisions will reduce the existing burden on practitioners, institutions, and QIOs and, at the same time, ensure that necessary protections on information remain in the place. These provisions will allow QIOs, institutions, and practitioners to share vital information in an effective manner and further our efforts to ensure the highest quality of care for Medicare beneficiaries.

#### *O. Impact of Policy Change for Medicare Hospital Conditions of Participation for Discharge Planning*

In section VIII.A. of the preamble of this final rule, we discuss our proposal to amend the regulations at § 482.43 to incorporate the provisions of section 4321(a) of Public Law 105-33 and section 926(b) of Public Law 108-173 into the hospital conditions of participation. We are finalizing the requirement for hospitals to provide lists of Medicare-certified HHAs and SNFs as part of the discharge planning process. The discharge planning evaluation will be required to include a list of Medicare-certified HHAs that have requested to be placed on the list as available to the patient

and that serve the geographic area in which the patient resides. We are requiring the SNF list to include Medicare-certified SNFs located in the geographic area in which the patient resides. We are not requiring that the list of Medicare-certified SNFs contain those SNFs that are just located in the area in which the patient resides. Because many available Medicare-certified SNFs are not located in close geographic area where the patient resides, especially in rural areas, we believe that a requirement that restricts a patient to SNFs in areas where the patient resides is too restrictive and will limit the availability of posthospital extended care services to Medicare beneficiaries.

The nature of the regulatory provision is such that minimal regulatory burden will be placed upon only hospitals, HHAs and SNFs. Therefore, we did not consider any regulatory relief options. We also certify that this provision will not have a significant economic impact on a substantial number of small entities or a significant impact on the operations of a substantial number of small rural hospitals.

Compliance with section 4321(a) of the BBA and section 926(b) of Public Law 108-173 requires a hospital to collect on an initial and ongoing basis information to develop and maintain a current list of HHAs or SNFs. We anticipate that this effort will be minimal because hospitals currently access this information as an essential component of the discharge planning process. We do not anticipate that the operations of a substantial number of small rural hospitals will be significantly impacted. The impact will be even further minimized if a hospital chooses to access this information via the Home Health Compare or Nursing Home Compare tools on the CMS website, [www.medicare.gov](http://www.medicare.gov) or if the hospital calls 1-800-MEDICARE (1-800-633-4227) to request a printout of the HHAs or SNFs in the desired geographic area.

The anticipated effects on patients will be an enhanced ability to make informed choices about the care they receive from HHAs or SNFs upon discharge from a hospital. Based on 2003 CMS data, there are approximately 6,000 Medicare-certified hospitals, 6,900 Medicare-certified HHAs, and 17,000 SNFs.

The requirements set forth in this provision will place minimal burden on hospitals, HHAs, and SNFs. A possible outcome of the implementation of all parts of the rule may be to influence hospital referral patterns, thus having an impact on HHAs, and SNFs receiving post-hospitalization referrals. The information made available to maintain compliance with the statute and this provision might impact patient choices about who furnishes Medicare services to them and, in turn, may have an indeterminate impact on entities that receive, or do not receive, the patient's "business" as a result.

This provision will improve our information campaign to assist beneficiaries in their choices for health care delivery. Patient choice under the Medicaid program may be similarly affected if the providers reported on under this rule also participate in that program.

We considered developing a standardized process, format, and timeframe for all hospitals to use in developing, maintaining, and updating a current list of HHAs and SNFs. Instead, we have chosen a less prescriptive approach. Hospitals have the flexibility to define a process for developing, maintaining, and updating their list of HHAs or SNFs in a manner that makes the most sense for both the hospital and the patients they serve. The hospital will have the flexibility to develop and maintain their own list of HHAs and SNFs, or simply print a list from the Home Health Compare or Nursing Home Compare site at the CMS website, [www.medicare.gov](http://www.medicare.gov), based on the geographic area requested by the patient. Or, in the rare instance when a hospital does not have Internet access, the hospital can call 1-800-MEDICARE (1-800-633-4227) to request a printout of the list of HHAs or SNFs in the desired geographic area. In this way, hospitals will be able to develop and implement systems and processes that are the most effective and efficient in providing quality care and meeting the needs of their patients, as well as complying with the requirements of the regulation. In summary, this provision will establish a process for implementing the statutory requirements under section 4321(a) of the BBA and section 926(b) of the MMA. This approach will enhance the information made available to Medicare beneficiaries and place minimal burden on all affected entities directly and on entities that may be indirectly affected.

#### *P. Impact of Policy Changes Relating to Medicare Provider Agreements for Compliance with Bloodborne Pathogens Standards for Medicare-Participating Hospitals*

In section VIII.B. of the preamble to this final rule, we discuss our proposal to implement section 947 of Public Law 108-173 under which hospitals not otherwise subject to the Occupational Safety and Health Act (OSHA) (or a State occupational safety and health plan that is approved under section 18(b) of that Act) must comply with the OSHA bloodborne pathogens standard as part of their Medicare provider agreements, effective July 1, 2004.

Given that the Occupational Safety and Health Administration (OSHA) has already prepared a Regulatory Impact and Regulatory Flexibility Analysis for the Bloodborne Pathogens standard that was published December 6, 1991 [56 FR 64004], we have included relevant portions of their analyses in our estimate. Thus, the impact of this final rule on the public hospitals included in the 26 States without State plans, as well as the District of Columbia, Guam, and the Virgin Islands has been assessed.

OSHA noted that most hospitals perform a great variety of services, and there are many different exposure scenarios. One frequently reported exposure was needlestick, with the greatest potential for exposure occurring during needle recapping. Other hospital procedures that are associated with frequent exposure include phlebotomy, IV line placement, bronchoscopy, intubation, airway suction, endoscopy, colonoscopy, and proctosigmoidoscopy. Areas with the greatest

potential for exposure include the emergency room, surgical suite, hemodialysis center, and intensive care unit. Laundry workers and janitors may also be exposed, particularly when handling soiled linen or refuse.

OSHA's standard for reducing worker exposure to bloodborne pathogens is based on the adoption of universal precautions as a method of infection control. This approach, which is fundamentally different from traditional procedures that isolate known infectious individuals and materials in the health care setting, assumes that all human blood and body fluids are potentially infectious for HIV, HBV, and other bloodborne pathogens. The rationale for this approach is that carriers of these diseases are not always identifiable in the health care setting, and that contaminated materials are not always properly labeled. Thus, the exposed worker can be at great risk without warning.

OSHA estimated that 6,197 hospitals with a total of 2,386,165 employees would be affected by the BBP standards. However, OSHA found that most hospitals had already implemented measures to protect workers from occupational exposure to blood and other potentially infectious materials, and that many were very close to full compliance with the standard. OSHA's estimates of the number of affected hospitals and the number of employees did not include State and local government hospitals located in States without occupational safety and health plans in place, that is, the hospitals that will be affected by our final rule.

Net compliance costs were estimated for each provision of the standard based on OSHA surveys and information submitted in response to the rulemaking docket. The costs represented the additional costs of fully complying with the requirements of the standard, after deducting from total cost the current baseline activities that already voluntarily occurred at affected facilities. Personal protective equipment accounted for the largest amount of net compliance costs. Training, vaccine and post-exposure follow-up, and housekeeping were also found to be significant cost components. One-time costs were annualized to reflect the opportunity cost of capital. OSHA estimated the total annual costs to the affected hospitals to be approximately \$321,913,697 or \$51,947 per hospital annually.

The magnitude of cost increases associated with the standard was estimated to be relatively small, and OSHA stated that they should not create significant economic hardship for most affected hospitals. OSHA predicted that the costs would be passed through the system, with resultant minor price increases to patients, customers and other downstream recipients of health services. However, OSHA noted that without the BBP standards, the economic impact of inadequate protections from BBP would fall on hospital employees and the general public.

OSHA stated that, in general, the economic impacts of the standard were not judged to be of sufficient magnitude to threaten the existence of any affected sector, nor were impacts judged sufficient to disrupt or otherwise adversely alter industry structure.

OSHA did not believe that productivity of hospital employees would be significantly affected by the BBP requirements. OSHA stated that they believed familiarization with the requirements and techniques would restrict time lost and that any decrease in productivity would be offset by the peace of mind associated with a safer work setting.

Based on OSHA's conclusions, we did not deem it necessary to update the 1989 cost data used in their analysis. Although the costs of meeting the BBP standards will have increased over time, we note that at the time, OSHA found most hospitals had already implemented measures to protect workers from exposure to blood and other potentially infectious materials and that many hospitals were very close to full compliance. We expect that hospitals not covered under the BBP standards (that is, hospitals that will be affected by our final rule) also had implemented measures to protect their employees from exposure to blood and other potentially infectious materials and that many hospitals were already close to full compliance with the BBP standards. We also expect that in the intervening years, hospitals that will be affected by this final rule will have further increased their worker protections. It is likely that many of the hospitals that will be affected by this final rule are already very close to full compliance with the BBP standards.

While smaller hospitals' limited ability to diversify could be a potential disadvantage in their attempts to pass compliance costs forward, OSHA concluded that it did not appear that they would lag behind larger hospitals to any significant extent in their ability to provide employees with protection against infectious hazards.

On January 18, 2001, OSHA published a final rule that added two new recordkeeping requirements to the BBP standards [66 FR 48250]. First, the amended standard requires employers to "establish and maintain a sharps injury log for the recording of percutaneous injuries". Second, any employer "who is required to establish an Exposure Control Plan" must "solicit input from non-managerial employees responsible for direct patient care who are potentially exposed to injuries from contaminated sharps in the identification, evaluation, and selection of effective engineering and work practice controls and shall document the solicitation in the

According to OSHA's analysis, the maximum total annual cost of the two requirements will be \$33,892,653, consisting of \$1,294,352 associated with maintaining a sharps injury log and \$32,598,300 associated with soliciting and documenting employee input into the Exposure Control Plan. This will amount to \$67 per hospital annually, which will not cause significant economic impact on either large or small affected establishments.

The requirements set forth in this final rule will place minimal burden on hospitals. A possible outcome of the implementation of all parts of the rule may be to influence hospitals' use of proper mechanisms and supplies necessary to ensure employee protection from BBPs.

The anticipated effects on employees will be the assurance that provisions are made to

reduce the potential for contact with BBPs when performing work-related duties. Based on 2003 CMS data, there are approximately 6,000 Medicare-certified hospitals of which 849 are non-federal, government-owned hospitals located in States that do not have their own health and safety standards.

This final rule will improve the quality of working conditions for employees who care for Medicare beneficiaries in these non-federal, government-owned hospitals and will ensure hospital employee safety while performing their duties in Medicare participating hospitals while placing minimal burden on all affected entities directly and on entities that may be indirectly affected.

#### *Q. Impact of Fire Safety Requirements for Certain Health Care Facilities.*

In section VI.C. of the preamble of this final rule, we discuss our proposal to clarify that long-term care facilities must be in compliance with Chapter 19.2.9, Emergency Lighting, beginning March 13, 2006. In addition we also specify that beginning March 13, 2006, Chapter 19.3.6.3.2, exception number 2 does not apply to these facilities.

In the January 10, 2003 final rule adopting the 2000 edition of the Life Safety Code, we examined the overall economic impact and the impact on small entities and rural hospitals as required by Executive order 12866 (September 1993, Regulatory Planning and Review), the Regulatory Flexibility Act (RFA) (September 16, 1980 Pub.L. 96-354), section 1102(b) of the Social Security Act, the Unfunded Mandates Reform Act of 1995 (Pub.L. 104-4) and Executive order 13132. We also examined the anticipated effects of the rule. We determined that the 2003 final rule did not meet the criteria to be considered economically significant or to be a major rule. Furthermore, we examined the Federalism implication of the 2003 final rule and determined that the rule would not have a substantial effect on State, local, or tribal governments. The correcting amendments in this final rule will merely bring the Code of Federal Regulations language into conformity with the analyses that we have already conducted and described in the Regulatory Impact Statement section of the 2003 final rule. (See 68 FR 1374, published January 10, 2003).

#### **VIII. Impact of Proposed Changes in the Capital PPS**

##### *A. General Considerations*

Fiscal year (FY) 2001 was the last year of the 10-year transition period established to phase in the PPS for hospital capital-related costs. During the transition period, hospitals were paid under one of two payment methodologies: fully prospective or hold harmless. Under the fully prospective methodology, hospitals were paid a blend of the capital Federal rate and their hospital-specific rate (see § 412.340). Under the hold-harmless methodology, unless a hospital elected payment based on 100 percent of the capital Federal rate, hospitals were paid 85 percent of reasonable costs for old capital costs (100 percent for SCHs) plus an amount for new capital costs based on a proportion



of the capital Federal rate (see § 412.344). As we state in section V. of the preamble of this final rule, with the 10-year transition period ending with hospital cost reporting periods beginning on or after October 1, 2001 (FY 2002), beginning in FY 2002 capital prospective payment system payments for most hospitals are based solely on the capital Federal rate. Therefore, we no longer include information on obligated capital costs or projections of old capital costs and new capital costs, which were factors needed to calculate payments during the transition period, for our impact analysis.

In accordance with § 412.312, the basic methodology for determining a capital prospective payment system payment is:

(Standard Federal Rate) x (DRG weight) x (Geographic Adjustment Factor (GAF)) x (Large Urban Add-on, if applicable) x (COLA adjustment for hospitals located in Alaska and Hawaii) x (1 + Disproportionate Share (DSH) Adjustment Factor + Indirect Medical Education (IME) Adjustment Factor, if applicable).

In addition, hospitals may also receive outlier payments for those cases that qualify under the threshold established for each fiscal year.

The data used in developing the impact analysis presented below are taken from the March 2004 update of the FY 2003 MedPAR file and the March 2004 update of the Provider Specific File that is used for payment purposes. Although the analyses of the changes to the capital prospective payment system do not incorporate cost data, we used the March 2004 update of the most recently available hospital cost report data (FY 2002) to categorize hospitals. Our analysis has several qualifications. First, we do not make adjustments for behavioral changes that hospitals may adopt in response to policy changes. Second, due to the interdependent nature of the IPPS, it is very difficult to precisely quantify the impact associated with each change. Third, we draw upon various sources for the data used to categorize hospitals in the tables. In some cases (for instance, the number of beds), there is a fair degree of variation in the data from different sources. We have attempted to construct these variables with the best available sources overall. However, for individual hospitals, some miscategorizations are possible.

Using cases from the March 2004 update of the FY 2003 MedPAR file, we simulated payments under the capital IPPS for FY 2004 and FY 2005 for a comparison of total payments per case. Any short-term, acute care hospitals not paid under the general IPPS (Indian Health Service Hospitals and hospitals in Maryland) are excluded from the simulations.

As we explain in section III.A.4. of the Addendum of this final rule, payments are no longer made under the regular exceptions provision under §§ 412.348(b) through (e). Therefore, we no longer use the actuarial capital cost model (described in Appendix B of the August 1, 2001 final rule (66 FR 40099)). We modeled payments for each hospital by multiplying the capital Federal rate by the GAF and the hospital's case-mix. We then added estimated payments for

indirect medical education, disproportionate share, large urban add-on, and outliers, if applicable. For purposes of this impact analysis, the model includes the following assumptions:

- We estimate that the Medicare case-mix index would increase by 0.7 percent in FY 2004 and 1.0 percent in FY 2005.
- We estimate that the Medicare discharges will be 13.8 million in FY 2004 and 13.9 million in FY 2005 for a 0.91 percent increase from FY 2004 to FY 2005.
- The capital Federal rate was updated beginning in FY 1996 by an analytical framework that considers changes in the prices associated with capital-related costs and adjustments to account for forecast error, changes in the case-mix index, allowable changes in intensity, and other factors. The final FY 2005 update is 0.7 percent (see section III.A.1.a. of the Addendum to this final rule).
- In addition to the final FY 2005 update factor, the FY 2005 capital Federal rate was calculated based on a GAF/DRG budget neutrality factor of 1.0006, an outlier adjustment factor of 0.9506, and a (special) exceptions adjustment factor of 0.9996.

## 2. Results

In the past, in this impact section we presented the redistributive effects that were expected to occur between "hold-harmless" hospitals and "fully prospective" hospitals and a cross-sectional summary of hospital groupings by the capital IPPS transition period payment methodology. We are no longer including this information because all hospitals (except new hospitals under § 412.324(b) and under § 412.304(c)(2)) are paid 100 percent of the capital Federal rate in FY 2005.

We used the actuarial model described above to estimate the potential impact of our changes for FY 2005 on total capital payments per case, using a universe of 3,897 hospitals. As described above, the individual hospital payment parameters are taken from the best available data, including the March 2004 update of the FY 2003 MedPAR file, the March 2004 update to the Provider-Specific File, and the most recent cost report data from the March 2004 update of HCRIS. In Table III, we present a comparison of total payments per case for FY 2004 compared to FY 2005 based on the final FY 2005 payment policies. Column 2 shows estimates of payments per case under our model for FY 2004. Column 3 shows estimates of payments per case under our model for FY 2005. Column 4 shows the total percentage change in payments from FY 2004 to FY 2005. The change represented in Column 4 includes the 0.7 percent update to the capital Federal rate, a 1.0 percent increase in case-mix, changes in the adjustments to the capital Federal rate (for example, the effect of the new hospital wage index on the geographic adjustment factor), and reclassifications by the MGCRB, as well as changes in special exception payments. The comparisons are provided by: (1) Geographic location; (2) region; and (3) payment classification.

The simulation results show that, on average, capital payments per case can be expected to increase 5.1 percent in FY 2005. In addition to the 0.7 percent increase due to

the capital market basket update, this projected increase in capital payments per case is largely attributable to the changes in the GAF values (which include the increase to IPPS hospital wage index values provided for by sections 505 and 508 of Pub. L. 108-173) and estimated increase in outlier payments (as a result of the decrease in the fixed-loss amount) in FY 2005. Our comparison by geographic location shows that urban hospitals are expected to experience a 5.4 percent increase in IPPS capital payments per case, while rural hospitals are only expected to experience a 2.5 percent increase in capital payments per case. This difference is mostly due to a projection that urban hospitals will experience a larger increase in payments due to changes in the GAF values and a larger projected increase in outlier payments from FY 2004 to FY 2005 compared to rural hospitals.

All regions are estimated to receive an increase in total capital payments per case from FY 2004 to FY 2005. Changes by region vary from a minimum increase of 1.7 percent (Middle Atlantic rural region) to a maximum increase of 6.0 percent (Middle Atlantic, Pacific, and West South Central urban regions). The relatively small increase in projected capital payments per discharge for hospitals located in the Middle Atlantic rural region is largely attributable to the changes in the GAF values (that is, the GAFs for most of these hospitals for FY 2005 are lower than the average of the GAFs for FY 2004) and a projection that hospitals located in the Middle Atlantic rural region will receive a smaller increase in outlier payments than hospitals located in the Pacific and West South Central urban regions. The relatively large increase in capital payments per discharge for hospitals located in the Pacific, Middle Atlantic, and West South Central urban regions is largely due to the changes in the GAF values (that is, the GAFs for most of these hospitals for FY 2005 are higher than the average of the GAFs for FY 2004) and a larger than average increase in projected outlier payments resulting from the decrease in the fixed-loss amount for FY 2005.

Hospitals located in Puerto Rico are expected to experience an increase in total capital payments per case of 9.0 percent. This relatively large increase in payment per case for hospitals located in Puerto Rico is largely due to the change in the Federal portion (from 50 percent to 75 percent) of the blended payments to Puerto Rico hospitals beginning in FY 2005 (as discussed in section V.B. of the preamble of this final rule).

By type of ownership, proprietary hospitals are projected to have the largest rate of increase of total payment changes (5.5 percent). Similarly, payments to voluntary and government hospitals are expected to increase 5.0 percent and 4.8 percent, respectively. As noted above, this slightly larger projected increase in capital payments per case for proprietary hospitals is mostly due to a larger than average increase in projected outlier payments resulting from the decrease in the fixed-loss amount for FY 2005.

Section 1886(d)(10) of the Act established the MGCRB. Previously, hospitals could

apply for reclassification for purposes of the standardized amount, wage index, or both. Section 401(c) of Pub. L. 108-173 equalized the standardized amounts under the operating IPPS. Therefore, beginning in FY 2005, there is no longer reclassification for the purposes of the standardized amounts; hospitals may apply for reclassification for purposes of the wage index in FY 2005. Reclassification for wage index purposes also affects the geographic adjustment factor because that factor is constructed from the hospital wage index.

To present the effects of the hospitals being reclassified for FY 2005 compared to the effects of reclassification for FY 2004, we show the average payment percentage increase for hospitals reclassified in each fiscal year and in total. The reclassified groups are compared to all other nonreclassified hospitals. These categories are further identified by urban and rural designation.

Hospitals reclassified for FY 2005 as a whole are projected to experience a 3.5 percent increase in payments. Payments to nonreclassified hospitals in FY 2005 are

expected to increase 5.3 percent. Hospitals reclassified during both FY 2004 and FY 2005 are projected to experience an increase in payments of 3.3 percent. Hospitals reclassified during FY 2005 only are projected to receive an increase in payments of 6.4 percent. This relatively large increase is primarily due to changes in the GAF (wage index) values, which includes the increase to the IPPS hospital wage index values provided for by sections 505 and 508 of Public Law 108-173.

BILLING CODE 4120-01-P

Table III.—Comparison of Total Payments Per Case

[FY 2004 Payments Compared to Final FY 2005 Payments]

TABLE III.—COMPARISON OF TOTAL PAYMENTS PER CASE  
[FY 2004 Payments Compared To FY 2005 Payments]

	Number of hospitals	Average FY 2004 payments/case	Average FY 2005 payments/case	Change
<b>By Geographic Location:</b>				
All hospitals.....	3,897	702	737	5.1
Large urban areas (populations over 1 million).....	1,448	784	838	6.8
Other urban areas (populations of 1 million of fewer).....	1,213	695	719	3.5
Rural areas.....	1,236	483	495	2.5
Urban hospitals.....	2,661	743	783	5.4
0-99 beds.....	685	550	578	5.1
100-199 beds.....	939	639	671	5.0
200-299 beds.....	492	730	767	5.1
300-499 beds.....	410	799	843	5.5
500 or more beds.....	135	918	973	6.1
Rural hospitals.....	1,236	483	495	2.5
0-49 beds.....	541	406	416	2.6
50-99 beds.....	406	452	464	2.6
100-149 beds.....	183	490	502	2.4
150-199 beds.....	58	534	545	2.0
200 or more beds.....	48	601	618	2.8
<b>By Region:</b>				
Urban by Region.....	2,661	743	783	5.4
New England.....	131	813	848	4.2
Middle Atlantic.....	382	811	859	6.0
South Atlantic.....	402	712	747	5.0
East North Central.....	430	738	778	5.4
East South Central.....	175	669	702	4.9
West North Central.....	162	747	783	4.9
West South Central.....	367	689	730	6.0
Mountain.....	142	739	768	4.0
Pacific.....	418	840	890	6.0
Puerto Rico.....	52	320	349	9.0
Rural by Region.....	1,236	483	495	2.5
New England.....	36	608	626	2.9
Middle Atlantic.....	69	507	515	1.7
South Atlantic.....	190	476	485	1.9
East North Central.....	169	511	521	2.0
East South Central.....	197	443	453	2.4
West North Central.....	197	499	517	3.6
West South Central.....	226	435	446	2.5
Mountain.....	89	484	502	3.7
Pacific.....	63	552	574	4.0
<b>By Payment Classification:</b>				
All hospitals.....	3,897	702	737	5.1
Large urban areas (populations over 1 million).....	1,455	784	837	6.8
Other urban areas (populations of 1 million of fewer).....	1,238	692	717	3.6
Rural areas.....	1,204	485	496	2.2
<b>Teaching Status:</b>				
Non-teaching.....	2,785	584	610	4.4
Fewer than 100 Residents.....	912	741	779	5.0
100 or more Residents.....	200	1,072	1,143	6.6

TABLE III.—COMPARISON OF TOTAL PAYMENTS PER CASE  
[FY 2004 Payments Compared To FY 2005 Payments]

	Number of hospitals	Average FY 2004 payments/case	Average FY 2005 payments/case	Change
Urban DSH:				
100 or more beds .....	1,467	775	817	5.4
Less than 100 beds .....	369	490	516	5.2
Rural DSH:				
Sole Community (SCH/EACH) .....	448	435	446	2.5
Referral Center (RRC/EACH) .....	156	546	557	2.0
Other Rural:				
100 or more beds .....	75	472	474	0.6
Less than 100 beds .....	236	413	421	2.1
Urban teaching and DSH:				
Both teaching and DSH .....	814	847	895	5.6
Teaching and no DSH .....	235	768	812	5.7
No teaching and DSH .....	1,022	624	655	5.1
No teaching and no DSH .....	622	636	669	5.1
Rural Hospital Types:				
Non special status hospitals .....	393	442	449	1.5
RRC/EACH .....	126	556	564	1.5
SCH/EACH .....	430	456	468	2.7
Medicare-dependent hospitals (MDH) .....	178	408	418	2.6
SCH, RRC and EACH .....	73	543	564	3.8
Hospitals Reclassified by the Medicare Geographic Classification Review Board:				
Reclassification Status During FY2004 and FY2005:				
Reclassified During Both FY2004 and FY2005 .....	412	618	639	3.3
Reclassified During FY2005 Only .....	47	539	573	6.4
Reclassified During FY2004 Only .....	264	654	679	3.8
FY2005 Reclassifications:				
All Reclassified Hospitals .....	459	613	634	3.5
All Nonreclassified Hospitals .....	3,359	716	753	5.3
All Urban Reclassified Hospitals .....	122	749	784	4.7
Urban Nonreclassified Hospitals .....	2,537	743	783	5.4
All Reclassified Rural Hospitals .....	337	535	548	2.5
Rural Nonreclassified Hospitals .....	822	434	444	2.3
Other Reclassified Hospitals (Section 1886(D)(8)(B)) .....	79	488	510	4.4
Type of Ownership:				
Voluntary .....	2,300	720	757	5.0
Proprietary .....	716	639	674	5.5
Government .....	741	665	697	4.8
Medicare Utilization as a Percent of Inpatient Days:				
0-25 .....	224	873	929	6.4
25-50 .....	1,102	763	804	5.3
50-65 .....	1,413	624	652	4.6
Over 65 .....	912	625	652	4.3

## BILLING CODE 4120-01-C

## VIII. Impact of Proposed Changes in the Capital PPS

## A. General Considerations

Fiscal year (FY) 2001 was the last year of the 10-year transition period established to phase in the PPS for hospital capital-related costs. During the transition period, hospitals were paid under one of two payment methodologies: fully prospective or hold harmless. Under the fully prospective methodology, hospitals were paid a blend of the capital Federal rate and their hospital-specific rate (see § 412.340). Under the hold-harmless methodology, unless a hospital elected payment based on 100 percent of the capital Federal rate, hospitals were paid 85 percent of reasonable costs for old capital costs (100 percent for SCHs) plus an amount

for new capital costs based on a proportion of the capital Federal rate (see § 412.344). As we state in section V. of the preamble of this final rule, with the 10-year transition period ending with hospital cost reporting periods beginning on or after October 1, 2001 (FY 2002), beginning in FY 2002 capital prospective payment system payments for most hospitals are based solely on the capital Federal rate. Therefore, we no longer include information on obligated capital costs or projections of old capital costs and new capital costs, which were factors needed to calculate payments during the transition period, for our impact analysis.

In accordance with § 412.312, the basic methodology for determining a capital prospective payment system payment is: (Standard Federal Rate) × (DRG weight) × (Geographic Adjustment Factor (GAF)) × (Large Urban Add-on, if applicable) × (COLA

adjustment for hospitals located in Alaska and Hawaii) × (1 + Disproportionate Share (DSH) Adjustment Factor + Indirect Medical Education (IME) Adjustment Factor, if applicable).

In addition, hospitals may also receive outlier payments for those cases that qualify under the threshold established for each fiscal year.

The data used in developing the impact analysis presented below are taken from the March 2004 update of the FY 2003 MedPAR file and the March 2004 update of the Provider Specific File that is used for payment purposes. Although the analyses of the changes to the capital prospective payment system do not incorporate cost data, we used the March 2004 update of the most recently available hospital cost report data (FY 2002) to categorize hospitals. Our analysis has several qualifications. First, we

do not make adjustments for behavioral changes that hospitals may adopt in response to policy changes. Second, due to the interdependent nature of the IPPS, it is very difficult to precisely quantify the impact associated with each change. Third, we draw upon various sources for the data used to categorize hospitals in the tables. In some cases (for instance, the number of beds), there is a fair degree of variation in the data from different sources. We have attempted to construct these variables with the best available sources overall. However, for individual hospitals, some miscategorizations are possible.

Using cases from the March 2004 update of the FY 2003 MedPAR file, we simulated payments under the capital IPPS for FY 2004 and FY 2005 for a comparison of total payments per case. Any short-term, acute care hospitals not paid under the general IPPS (Indian Health Service Hospitals and hospitals in Maryland) are excluded from the simulations.

As we explain in section III.A.4. of the Addendum of this final rule, payments are no longer made under the regular exceptions provision under §§ 412.348(b) through (e). Therefore, we no longer use the actuarial capital cost model (described in Appendix B of the August 1, 2001 final rule (66 FR 40099)). We modeled payments for each hospital by multiplying the capital Federal rate by the GAF and the hospital's case-mix. We then added estimated payments for indirect medical education, disproportionate share, large urban add-on, and outliers, if applicable. For purposes of this impact analysis, the model includes the following assumptions:

- We estimate that the Medicare case-mix index would increase by 0.7 percent in FY 2004 and 1.0 percent in FY 2005.
- We estimate that the Medicare discharges will be 13.8 million in FY 2004 and 13.9 million in FY 2005 for a 0.91 percent increase from FY 2004 to FY 2005.
- The capital Federal rate was updated beginning in FY 1996 by an analytical framework that considers changes in the prices associated with capital-related costs and adjustments to account for forecast error, changes in the case-mix index, allowable changes in intensity; and other factors. The final FY 2005 update is 0.7 percent (see section III.A.1.a. of the Addendum to this final rule).
- In addition to the final FY 2005 update factor, the FY 2005 capital Federal rate was calculated based on a GAF/DRG budget neutrality factor of 1.0006, an outlier adjustment factor of 0.9506, and a (special) exceptions adjustment factor of 0.9996.

## 2. Results

In the past, in this impact section we presented the redistributive effects that were expected to occur between "hold-harmless" hospitals and "fully prospective" hospitals and a cross-sectional summary of hospital groupings by the capital IPPS transition period payment methodology. We are no longer including this information because all hospitals (except new hospitals under § 412.324(b) and under § 412.304(c)(2)) are paid 100 percent of the capital Federal rate in FY 2005.

We used the actuarial model described above to estimate the potential impact of our changes for FY 2005 on total capital payments per case, using a universe of 3,897 hospitals. As described above, the individual hospital payment parameters are taken from the best available data, including the March 2004 update of the FY 2003 MedPAR file, the March 2004 update to the Provider-Specific File, and the most recent cost report data from the March 2004 update of HCRIS. In Table III, we present a comparison of total payments per case for FY 2004 compared to FY 2005 based on the final FY 2005 payment policies. Column 2 shows estimates of payments per case under our model for FY 2004. Column 3 shows estimates of payments per case under our model for FY 2005. Column 4 shows the total percentage change in payments from FY 2004 to FY 2005. The change represented in Column 4 includes the 0.7 percent update to the capital Federal rate, a 1.0 percent increase in case-mix, changes in the adjustments to the capital Federal rate (for example, the effect of the new hospital wage index on the geographic adjustment factor), and reclassifications by the MGCRB, as well as changes in special exception payments. The comparisons are provided by: (1) Geographic location; (2) region; and (3) payment classification.

The simulation results show that, on average, capital payments per case can be expected to increase 5.1 percent in FY 2005. In addition to the 0.7 percent increase due to the capital market basket update, this projected increase in capital payments per case is largely attributable to the changes in the GAF values (which include the increase to IPPS hospital wage index values provided for by sections 505 and 508 of Pub. L. 108-173) and estimated increase in outlier payments (as a result of the decrease in the fixed-loss amount) in FY 2005. Our comparison by geographic location shows that urban hospitals are expected to experience a 5.4 percent increase in IPPS capital payments per case, while rural hospitals are only expected to experience a 2.5 percent increase in capital payments per case. This difference is mostly due to a projection that urban hospitals will experience a larger increase in payments due to changes in the GAF values and a larger projected increase in outlier payments from FY 2004 to FY 2005 compared to rural hospitals.

All regions are estimated to receive an increase in total capital payments per case from FY 2004 to FY 2005. Changes by region vary from a minimum increase of 1.7 percent (Middle Atlantic rural region) to a maximum increase of 6.0 percent (Middle Atlantic, Pacific, and West South Central urban regions). The relatively small increase in projected capital payments per discharge for hospitals located in the Middle Atlantic rural region is largely attributable to the changes in the GAF values (that is, the GAFs for most of these hospitals for FY 2005 are lower than the average of the GAFs for FY 2004) and a projection that hospitals located in the Middle Atlantic rural region will receive a smaller increase in outlier payments than hospitals located in the Pacific and West South Central urban regions. The relatively

large increase in capital payments per discharge for hospitals located in the Pacific, Middle Atlantic, and West South Central urban regions is largely due to the changes in the GAF values (that is, the GAFs for most of these hospitals for FY 2005 are higher than the average of the GAFs for FY 2004) and a larger than average increase in projected outlier payments resulting from the decrease in the fixed-loss amount for FY 2005.

Hospitals located in Puerto Rico are expected to experience an increase in total capital payments per case of 9.0 percent. This relatively large increase in payment per case for hospitals located in Puerto Rico is largely due to the change in the Federal portion (from 50 percent to 75 percent) of the blended payments to Puerto Rico hospitals beginning in FY 2005 (as discussed in section V.B. of the preamble of this final rule).

By type of ownership, proprietary hospitals are projected to have the largest rate of increase of total payment changes (5.5 percent). Similarly, payments to voluntary and government hospitals are expected to increase 5.0 percent and 4.8 percent, respectively. As noted above, this slightly larger projected increase in capital payments per case for proprietary hospitals is mostly due to a larger than average increase in projected outlier payments resulting from the decrease in the fixed-loss amount for FY 2005.

Section 1886(d)(10) of the Act established the MGCRB. Previously, hospitals could apply for reclassification for purposes of the standardized amount, wage index, or both. Section 401(c) of Public Law 108-173 equalized the standardized amounts under the operating IPPS. Therefore, beginning in FY 2005, there is no longer reclassification for the purposes of the standardized amounts; hospitals may apply for reclassification for purposes of the wage index in FY 2005. Reclassification for wage index purposes also affects the geographic adjustment factor because that factor is constructed from the hospital wage index.

To present the effects of the hospitals being reclassified for FY 2005 compared to the effects of reclassification for FY 2004, we show the average payment percentage increase for hospitals reclassified in each fiscal year and in total. The reclassified groups are compared to all other nonreclassified hospitals. These categories are further identified by urban and rural designation.

Hospitals reclassified for FY 2005 as a whole are projected to experience a 3.5 percent increase in payments. Payments to nonreclassified hospitals in FY 2005 are expected to increase 5.3 percent. Hospitals reclassified during both FY 2004 and FY 2005 are projected to experience an increase in payments of 3.3 percent. Hospitals reclassified during FY 2005 only are projected to receive an increase in payments of 6.4 percent. This relatively large increase is primarily due to changes in the GAF (wage index) values, which includes the increase to the IPPS hospital wage index values provided for by sections 505 and 508 of Public Law 108-173.

BILLING CODE 4120-01-P

**Table III.—Comparison of Total Payments Per Case  
[FY 2004 Payments Compared to Final FY 2005 Payments]**

TABLE III.—COMPARISON OF TOTAL PAYMENTS PER CASE (FY 2004 Payments Compared To FY 2005 Payments)				
	Number of hospitals	Average FY 2004 payments/case	Average FY 2005 payments/case	Change
<b>By Geographic Location:</b>				
All hospitals .....	3,897	702	737	5.1
Large urban areas (populations over 1 million).....	1,448	784	838	6.8
Other urban areas (populations of 1 million of fewer).....	1,213	695	719	3.5
Rural areas .....	1,236	483	495	2.5
Urban hospitals.....	2,661	743	783	5.4
0-99 beds.....	685	550	578	5.1
100-199 beds.....	939	639	671	5.0
200-299 beds.....	492	730	767	5.1
300-499 beds.....	410	799	843	5.5
500 or more beds.....	135	918	973	6.1
Rural hospitals.....	1,236	483	495	2.5
0-49 beds.....	541	406	416	2.6
50-99 beds.....	406	452	464	2.6
100-149 beds.....	183	490	502	2.4
150-199 beds.....	58	534	545	2.0
200 or more beds.....	48	601	618	2.8
<b>By Region:</b>				
Urban by Region.....	2,661	743	783	5.4
New England.....	131	813	848	4.2
Middle Atlantic.....	382	811	859	6.0
South Atlantic.....	402	712	747	5.0
East North Central.....	430	738	778	5.4
East South Central.....	175	669	702	4.9
West North Central.....	162	747	783	4.9
West South Central.....	367	689	730	6.0
Mountain.....	142	739	768	4.0
Pacific.....	418	840	890	6.0
Puerto Rico.....	52	320	349	9.0
Rural by Region.....	1,236	483	495	2.5
New England.....	36	608	626	2.9
Middle Atlantic.....	69	507	515	1.7
South Atlantic.....	190	476	485	1.9
East North Central.....	169	511	521	2.0
East South Central.....	197	443	453	2.4
West North Central.....	197	499	517	3.6
West South Central.....	226	435	446	2.5
Mountain.....	89	484	502	3.7
Pacific.....	63	552	574	4.0
<b>By Payment Classification:</b>				
All hospitals .....	3,897	702	737	5.1
Large urban areas (populations over 1 million).....	1,455	784	837	6.8
Other urban areas (populations of 1 million of fewer).....	1,238	692	717	3.6
Rural areas .....	1,204	485	496	2.2
<b>Teaching Status:</b>				
Non-teaching .....	2,785	584	610	4.4
Fewer than 100 Residents.....	912	741	779	5.0
100 or more Residents.....	200	1,072	1,143	6.6
Urban DSH:				
100 or more beds.....	1,467	775	817	5.4
Less than 100 beds.....	369	490	516	5.2
Rural DSH:				

**TABLE III.—COMPARISON OF TOTAL PAYMENTS PER CASE**  
 [FY 2004 Payments Compared To FY 2005 Payments]

	Number of hospitals	Average FY 2004 payments/case	Average FY 2005 payments/case	Change
Sole Community (SCH/EACH).....	448	435	446	2.5
Referral Center (RRC/EACH).....	158	546	557	2.0
Other Rural:				
100 or more beds.....	75	472	474	0.6
Less than 100 beds.....	236	413	421	2.1
Urban teaching and DSH:				
Both teaching and DSH.....	814	847	895	5.6
Teaching and no DSH.....	235	768	812	5.7
No teaching and DSH.....	1,022	824	855	5.1
No teaching and no DSH.....	622	638	669	5.1
Rural Hospital Types:				
Non special status hospitals.....	393	442	449	1.5
RRC/EACH.....	126	556	564	1.5
SCH/EACH.....	430	456	468	2.7
Medicare-dependent hospitals (MDH).....	178	408	418	2.6
SCH, RRC and EACH.....	73	543	564	3.8
Hospitals Reclassified by the Medicare Geographic Classification Review Board:				
Reclassification Status During FY2004 and FY2005:				
Reclassified During Both FY2004 and FY2005.....	412	618	639	3.3
Reclassified During FY2005 Only.....	47	539	573	6.4
Reclassified During FY2004 Only.....	284	654	679	3.8
FY2005 Reclassifications:				
All Reclassified Hospitals.....	459	613	634	3.5
All Nonreclassified Hospitals.....	3,359	716	753	5.3
All Urban Reclassified Hospitals.....	122	749	784	4.7
Urban Nonreclassified Hospitals.....	2,537	743	783	5.4
All Reclassified Rural Hospitals.....	337	535	548	2.5
Rural Nonreclassified Hospitals.....	822	434	444	2.3
Other Reclassified Hospitals (Section 1886(D)(8)(B)).....	79	488	510	4.4
Type of Ownership:				
Voluntary.....	2,300	720	757	5.0
Proprietary.....	716	639	674	5.5
Government.....	741	665	697	4.8
Medicare Utilization as a Percent of Inpatient Days:				
0-25.....	224	873	929	6.4
25-50.....	1,102	783	804	5.3
50-65.....	1,413	624	652	4.6
Over 65.....	812	625	652	4.3

BILLING CODE 4120-01-C

**Appendix B—Recommendation of Update Factors for Operating Cost Rates of Payment for Inpatient Hospital Services**

**I. Background**

Section 1886(e)(4)(A) of the Act requires that the Secretary, taking into consideration the recommendations of the Medicare Payment Advisory Commission (MedPAC), recommend update factors for inpatient hospital services for each fiscal year that take into account the amounts necessary for the efficient and effective delivery of medically appropriate and necessary care of high quality. Under section 1886(e)(5) of the Act, we are required to publish the final update factors recommended by the Secretary in the final rule. Accordingly, this Appendix provides the recommendations of appropriate update factors for the IPPS standardized

amount, the hospital-specific rates for SCHs and MDHs, and the rate-of-increase limits for hospitals and hospital units excluded from the IPPS. We also discuss our update framework and respond to MedPAC's recommendations concerning the update factors.

**II. Secretary's Final Recommendations for Updating the Prospective Payment System Standardized Amount**

In recommending an update, the Secretary takes into account the factors in the update framework, as well as other factors, such as the recommendations of MedPAC, the long-term solvency of the Medicare Trust funds, and the capacity of the hospital industry to continually provide access to high quality care to Medicare beneficiaries through adequate payment to health care providers. We received no comments regarding this issue.

**III. Secretary's Final Recommendation for Updating the Rate-of-Increase Limits for Excluded Hospitals and Hospital Units**

We did not receive any comments concerning our proposed recommendation for updating the rate-of-increase for excluded hospitals and hospital units. Our final recommendation does not differ from the proposed recommendation. The second quarter forecast of the market basket percentage increase remains 3.3 for excluded hospitals and hospital units (compared to the 3.3 percent estimated in the proposed rule). Thus, the policy finalized in this final rule is that the update for the remaining hospitals and hospital units excluded from the IPPS remains 3.3 percent.

[FR Doc. 04-17943 Filed 8-2-04; 4:47 pm]

BILLING CODE 4120-01-P





# Reader Aids

## Federal Register

Vol. 69, No. 154

Wednesday, August 11, 2004

### CUSTOMER SERVICE AND INFORMATION

<b>Federal Register/Code of Federal Regulations</b>	
General Information, indexes and other finding aids	202-741-6000
<b>Laws</b>	741-6000
<b>Presidential Documents</b>	
Executive orders and proclamations	741-6000
<b>The United States Government Manual</b>	741-6000
<b>Other Services</b>	
Electronic and on-line services (voice)	741-6020
Privacy Act Compilation	741-6064
Public Laws Update Service (numbers, dates, etc.)	741-6043
TTY for the deaf-and-hard-of-hearing	741-6086

### ELECTRONIC RESEARCH

#### World Wide Web

Full text of the daily Federal Register, CFR and other publications is located at: <http://www.gpoaccess.gov/nara/index.html>

Federal Register information and research tools, including Public Inspection List, indexes, and links to GPO Access are located at: [http://www.archives.gov/federal\\_register/](http://www.archives.gov/federal_register/)

#### E-mail

**FEDREGTOC-L** (Federal Register Table of Contents LISTSERV) is an open e-mail service that provides subscribers with a digital form of the Federal Register Table of Contents. The digital form of the Federal Register Table of Contents includes HTML and PDF links to the full text of each document.

To join or leave, go to <http://listserv.access.gpo.gov> and select *Online mailing list archives, FEDREGTOC-L, Join or leave the list (or change settings)*; then follow the instructions.

**PENS** (Public Law Electronic Notification Service) is an e-mail service that notifies subscribers of recently enacted laws.

To subscribe, go to <http://listserv.gsa.gov/archives/publaws-l.html> and select *Join or leave the list (or change settings)*; then follow the instructions.

**FEDREGTOC-L** and **PENS** are mailing lists only. We cannot respond to specific inquiries.

**Reference questions.** Send questions and comments about the Federal Register system to: [fedreg.info@nara.gov](mailto:fedreg.info@nara.gov)

The Federal Register staff cannot interpret specific documents or regulations.

### FEDERAL REGISTER PAGES AND DATE, AUGUST

46095-46398	2
46399-46978	3
46979-47352	4
47353-47762	5
47763-48128	6
48129-48358	9
48359-48764	10
48765-49782	11

### CFR PARTS AFFECTED DURING AUGUST

At the end of each month, the Office of the Federal Register publishes separately a List of CFR Sections Affected (LSA), which lists parts and sections affected by documents published since the revision date of each title.

<b>3 CFR</b>	47388, 47391, 47393, 47802, 47804, 47806, 47808, 47811, 47814, 48424, 48426
<b>Executive Orders:</b>	
13222 (See Notice of August 6, 2004)	71.....48826

<b>Administrative Orders:</b>	
<b>Notices:</b>	
Notice of August 6, 2004	48763
<b>Presidential Determinations:</b>	
No. 2004-40 of July 21, 2004	46399

<b>5 CFR</b>	
531	47353

<b>7 CFR</b>	
400	48852
402	48852
407	48852
457	48852
1435	48765

<b>Proposed Rules:</b>	
457	48166
1775	48174
1777	48174
1778	48174
1780	48174
1942	48174
3570	48174
4274	48174

<b>8 CFR</b>	
274a	47763

<b>10 CFR</b>	
<b>Proposed Rules:</b>	
50	46452
431	47486

<b>12 CFR</b>	
229	47290

<b>Proposed Rules:</b>	
607	47984
614	47984
615	47984
620	47984

<b>14 CFR</b>	
23	47354
39	46979, 47763, 48129, 48131, 48133, 48135, 48138, 48359, 48361, 48363, 48365, 48366, 48368
71	47357, 48141, 48142, 48143, 48144, 48765, 48766
73	47358
97	48144

<b>Proposed Rules:</b>	
39	46456, 47028, 47031, 47035, 47038, 47040, 47041,

<b>17 CFR</b>	
239	48370
240	48008
241	48008
242	48008
249	48370

<b>18 CFR</b>	
358	48371
388	48386

<b>20 CFR</b>	
429	48767

<b>21 CFR</b>	
1	47765, 48774
5	48774
26	48774
203	48774
207	48774
314	48774
510	47360, 47361
520	48774
522	47361, 47362
524	47361, 47363, 48391
878	48146

<b>26 CFR</b>	
1	46401, 46982, 47364, 48392
14a	46401
40	48393
49	48393
602	46982

<b>Proposed Rules:</b>	
1	47043, 47395, 47816, 47822, 48428, 48429, 48431
40	48432
49	48432

<b>29 CFR</b>	
1910	46986

<b>Proposed Rules:</b>	
1210	48177

<b>30 CFR</b>	
917	48776

<b>31 CFR</b>	
<b>Proposed Rules:</b>	
538	48183
550	48183
560	48183

<b>32 CFR</b>	
519	47766

<b>Proposed Rules:</b>	
199	48433

322.....48183  
**33 CFR**  
 100.....46994, 46996  
 117.....46998, 47771, 48394,  
 48395  
 165.....48787, 48790  
**Proposed Rules:**  
 117.....47045  
 165.....47047  
**36 CFR**  
 242.....46999  
**37 CFR**  
**Proposed Rules:**  
 202.....47396  
**38 CFR**  
 3.....46426, 48148  
**Proposed Rules:**  
 17.....48184  
**40 CFR**  
 9.....47210  
 52.....47365, 47366, 47773,  
 48150, 48395  
 63.....47001  
 81.....47366, 48792  
 112.....48794  
 122.....47210  
 123.....47210  
 124.....47210  
 125.....47210  
 180.....47005, 47013, 47022,  
 48799  
 300.....47377, 48153, 48398  
**Proposed Rules:**  
 51.....47828

52.....47399, 48186, 48434  
 63.....47049, 48338  
 72.....47828  
 73.....47828  
 74.....47828  
 77.....47828  
 78.....47828  
 80.....48827  
 81.....47399, 48835  
 96.....47828  
 180.....47051  
 300.....47068, 47072, 48187,  
 48434  
**42 CFR**  
 403.....48916  
 412.....48916  
 413.....48916  
 418.....48916  
 460.....48916  
 480.....48916  
 482.....48916  
 483.....48916  
 485.....48916  
 489.....48916  
**Proposed Rules:**  
 403.....46632  
 405.....47488  
 410.....47488  
 411.....46632, 47488  
 414.....47488  
 417.....46632, 46866  
 418.....47488  
 422.....46866  
 423.....46632  
 424.....47488  
 484.....47488  
 486.....47488

**44 CFR**  
 64.....46435  
 65.....47780, 47786  
 67.....46436, 46437  
**Proposed Rules:**  
 67.....47830, 47831, 47832  
**45 CFR**  
**Proposed Rules:**  
 Ch. IX.....48435  
**46 CFR**  
 71.....47378  
 114.....47378  
 115.....47378  
 125.....47378  
 126.....47378  
 167.....47378  
 169.....47378  
 175.....47378  
 176.....47378  
**47 CFR**  
 0.....46438  
 1.....46438, 47788, 47790  
 2.....46438, 48157  
 25.....47790, 48157  
 73.....46447, 47385, 47795  
 74.....48157  
 90.....46438, 48157  
 95.....46438  
 101.....48157  
**Proposed Rules:**  
 1.....48188  
 2.....46462, 48192  
 20.....48440  
 25.....48192  
 63.....48188

64.....48188  
 73.....46474, 46476, 47399,  
 48443  
 80.....48440  
 90.....46462  
**48 CFR**  
**Proposed Rules:**  
 228.....48444  
 229.....48445  
**49 CFR**  
 192.....48400  
 195.....48400  
 375.....47386  
 571.....48805, 48818  
**Proposed Rules:**  
 171.....47074  
 172.....47074  
 173.....47074  
 175.....47074  
 178.....47074  
 571.....47075  
**50 CFR**  
 17.....47212, 47330, 48115  
 20.....48163  
 100.....46999  
 229.....48407  
 402.....47732  
 635.....47797  
 648.....47798  
 660.....46448  
 679.....46451, 47025, 47026  
**Proposed Rules:**  
 17.....47834, 48102, 48570

**REMINDERS**

The items in this list were editorially compiled as an aid to Federal Register users. Inclusion or exclusion from this list has no legal significance.

**RULES GOING INTO EFFECT AUGUST 11, 2004****ENVIRONMENTAL PROTECTION AGENCY**

Pesticides; tolerances in food, animal feeds, and raw agricultural commodities:

Forchlorfenuron; N-(2-chloro-4-pyridinyl)-N'-phenylurea; published 8-11-04

Water programs:

Oil pollution prevention and response; non-transportation-related onshore and offshore facilities; published 8-11-04

**HEALTH AND HUMAN SERVICES DEPARTMENT****Food and Drug Administration**

Animal drugs, feeds, and related products:

Oxytetracycline hydrochloride soluble powder; published 8-11-04

Practice and procedure:

Center for Drug Evaluation and Research, Office of Compliance; names and addresses change; technical amendment; published 8-11-04

**HOMELAND SECURITY DEPARTMENT****Customs and Border Protection Bureau**

Organization and functions; field organization, ports of entry, etc.:

Memphis, TN; port limits extension; published 7-12-04

**INTERIOR DEPARTMENT****Surface Mining Reclamation and Enforcement Office**

Permanent program and abandoned mine land reclamation plan submissions:

Kentucky; published 8-11-04

**LABOR DEPARTMENT****Employment and Training Administration**

Workforce Investment Act:

Faith-based and community organizations; participation in DOL social service programs; equal treatment

and protection of religious liberty; published 7-12-04

**LABOR DEPARTMENT**

Workforce Investment Act:

Faith-based and community organizations; participation in DOL social service programs; equal treatment and protection of religious liberty; published 7-12-04

Workforce Investment Act; nondiscrimination and equal opportunity provisions:

Religious activities; Federal financial assistance; Title I participants; employment limitation; published 7-12-04

**TRANSPORTATION DEPARTMENT****Research and Special Programs Administration**

Pipeline safety:

Liquefied natural gas facilities; safety standards  
Reconsideration petition; published 7-12-04

**TREASURY DEPARTMENT****Fiscal Service**

Treasury certificates of indebtedness, notes, and bonds; State and local government series:

Securities; electronic submission of subscriptions, account information, and redemption; updates; published 7-12-04

**COMMENTS DUE NEXT WEEK****AGRICULTURE DEPARTMENT****Agricultural Marketing Service**

Cotton classing, testing and standards:

Classification services to growers; 2004 user fees; Open for comments until further notice; published 5-28-04 [FR 04-12138]

**CHEMICAL SAFETY AND HAZARD INVESTIGATION BOARD**

Administrative claims; monetary damages filed under Federal Tort Claims Act; comments due by 8-16-04; published 6-17-04 [FR 04-13711]

**COMMERCE DEPARTMENT National Oceanic and Atmospheric Administration**

Fishery conservation and management:

West Coast States and Western Pacific fisheries—

Pacific Coast groundfish; comments due by 8-17-04; published 6-18-04 [FR 04-13730]

Pacific Coast groundfish; comments due by 8-17-04; published 7-7-04 [FR 04-15256]

**COMMODITY FUTURES TRADING COMMISSION**

Commodity Exchange Act:

Speculative position limits; comments due by 8-16-04; published 6-17-04 [FR 04-13678]

**COURT SERVICES AND OFFENDER SUPERVISION AGENCY FOR THE DISTRICT OF COLUMBIA**

Semi-annual agenda; Open for comments until further notice; published 12-22-03 [FR 03-25121]

**DEFENSE DEPARTMENT**

Federal Acquisition Regulation (FAR):

Performance-based contracting use for services; incentives; comments due by 8-17-04; published 6-18-04 [FR 04-13618]

**ENERGY DEPARTMENT Energy Efficiency and Renewable Energy Office**

Consumer products; energy conservation program:

Energy conservation standards—  
Commercial packaged boilers; test procedures and efficiency standards; Open for comments until further notice; published 12-30-99 [FR 04-17730]

**ENERGY DEPARTMENT****Federal Energy Regulatory Commission**

Electric rate and corporate regulation filings:

Virginia Electric & Power Co. et al.; Open for comments until further notice; published 10-1-03 [FR 03-24818]

**ENVIRONMENTAL PROTECTION AGENCY**

Air pollutants, hazardous; national emission standards:

List of hazardous air pollutants, petition process, lesser quantity designations, and source category list; comments due by 8-18-04; published 7-19-04 [FR 04-16335]

Air pollution control; new motor vehicles and engines:

Heavy duty diesel engines and vehicles; in-use

emissions testing; comments due by 8-16-04; published 6-10-04 [FR 04-13179]

Heavy duty diesel engines and vehicles; in-use emissions testing; correction; comments due by 8-16-04; published 6-21-04 [FR 04-13930]

Air programs; approval and promulgation; State plans for designated facilities and pollutants:

New Jersey; comments due by 8-16-04; published 7-16-04 [FR 04-16208]

Air quality implementation plans; approval and promulgation; various States:

Montana; comments due by 8-19-04; published 7-20-04 [FR 04-16448]

Ohio; comments due by 8-19-04; published 7-20-04 [FR 04-16333]

Environmental statements; availability, etc.:

Coastal nonpoint pollution control program—  
Minnesota and Texas; Open for comments until further notice; published 10-16-03 [FR 03-26087]

Pesticide programs:

Pesticide container and containment standards; comments due by 8-16-04; published 6-30-04 [FR 04-14463]

Pesticides; tolerances in food, animal feeds, and raw agricultural commodities:

Humates; comments due by 8-16-04; published 6-16-04 [FR 04-12913]

Solid waste:

Municipal solid waste landfill permit program—  
Indiana; comments due by 8-16-04; published 7-16-04 [FR 04-16205]

Solid wastes:

Municipal solid waste landfill permit program—  
Indiana; comments due by 8-16-04; published 7-16-04 [FR 04-16204]

Water pollution; effluent guidelines for point source categories:

Meat and poultry products processing facilities; Open for comments until further notice; published 12-30-99 [FR 04-12017]

**FEDERAL COMMUNICATIONS COMMISSION**

Digital television stations; table of assignments:

- California; comments due by 8-16-04; published 7-1-04 [FR 04-15003]
- Radio stations; table of assignments:
- Arkansas and Massachusetts; comments due by 8-19-04; published 7-19-04 [FR 04-16366]
- Florida; comments due by 8-19-04; published 7-19-04 [FR 04-16369]
- Wisconsin; comments due by 8-19-04; published 7-19-04 [FR 04-16368]
- FEDERAL DEPOSIT INSURANCE CORPORATION**
- Fair and Accurate Credit Transactions Act; implementation:
- Fair credit reporting provisions; affiliate marketing; comments due by 8-16-04; published 7-15-04 [FR 04-15950]
- FEDERAL RESERVE SYSTEM**
- Fair and Accurate Credit Transactions Act; implementation:
- Fair credit reporting provisions (Regulation V); affiliate marketing; comments due by 8-16-04; published 7-15-04 [FR 04-15950]
- FEDERAL TRADE COMMISSION**
- Fair and Accurate Credit Transactions Act; implementation:
- Affiliate marketing; comments due by 8-16-04; published 6-15-04 [FR 04-13481]
- Fair Credit and Reporting Act: Summaries of consumer rights and notices of duties; comments due by 8-16-04; published 7-16-04 [FR 04-16010]
- GENERAL SERVICES ADMINISTRATION**
- Acquisition regulations:
- Debarment, suspension, and ineligibility requirements; comments due by 8-17-04; published 6-18-04 [FR 04-13762]
- Federal Acquisition Regulation (FAR):
- Performance-based contracting use for services; incentives; comments due by 8-17-04; published 6-18-04 [FR 04-13618]
- HEALTH AND HUMAN SERVICES DEPARTMENT**
- Food and Drug Administration**
- Administrative rulings and decisions:
- Ozone-depleting substances use; essential-use designations—
- Albuterol used in oral pressurized metered-dose inhalers; removed; comments due by 8-16-04; published 6-16-04 [FR 04-13507]
- General enforcement regulations:
- Exports; notification and recordkeeping requirements; comments due by 8-16-04; published 6-1-04 [FR 04-12271]
- Product jurisdiction:
- Mode of action and primary mode of action of combination products; definitions; comments due by 8-20-04; published 6-24-04 [FR 04-14265]
- Reports and guidance documents; availability, etc.:
- Evaluating safety of antimicrobial new animal drugs with regard to their microbiological effects on bacteria of human health concern; Open for comments until further notice; published 10-27-03 [FR 03-27113]
- HOMELAND SECURITY DEPARTMENT**
- Coast Guard**
- Anchorage regulations:
- Maryland; Open for comments until further notice; published 1-14-04 [FR 04-00749]
- HOMELAND SECURITY DEPARTMENT**
- Immigration and Customs Enforcement Bureau**
- Nonimmigrants; removal orders, countries to which aliens may be removed; comments due by 8-18-04; published 7-19-04 [FR 04-16193]
- HOUSING AND URBAN DEVELOPMENT DEPARTMENT**
- Grants:
- Faith-based organizations; participation in department programs; equal treatment of all program participants; comments due by 8-20-04; published 6-21-04 [FR 04-13874]
- Mortgage and loan insurance programs:
- Single family mortgage insurance—
- National Housing Act; Hawaiian Home Lands; comments due by 8-16-04; published 6-15-04 [FR 04-13431]
- Public and Indian housing:
- Indian Housing Block Grant Program; minimum funding extension; comments due by 8-16-04; published 6-17-04 [FR 04-13721]
- INTERIOR DEPARTMENT**
- Surface Mining Reclamation and Enforcement Office**
- Permanent program and abandoned mine land reclamation plan submissions:
- Alaska; comments due by 8-18-04; published 7-19-04 [FR 04-16287]
- Indiana; comments due by 8-18-04; published 7-19-04 [FR 04-16284]
- Kentucky; comments due by 8-18-04; published 7-19-04 [FR 04-16286]
- Maryland; comments due by 8-18-04; published 7-19-04 [FR 04-16285]
- Texas; comments due by 8-18-04; published 7-19-04 [FR 04-16283]
- JUSTICE DEPARTMENT**
- Nonimmigrants; removal orders, countries to which aliens may be removed; comments due by 8-18-04; published 7-19-04 [FR 04-16193]
- LABOR DEPARTMENT**
- Employment and Training Administration**
- Aliens:
- Labor certification for permanent employment in U.S.; backlog reduction; comments due by 8-20-04; published 7-21-04 [FR 04-16536]
- NATIONAL AERONAUTICS AND SPACE ADMINISTRATION**
- Federal Acquisition Regulation (FAR):
- Performance-based contracting use for services; incentives; comments due by 8-17-04; published 6-18-04 [FR 04-13618]
- NATIONAL CREDIT UNION ADMINISTRATION**
- Fair and Accurate Credit Transactions Act; implementation:
- Fair credit reporting; affiliate marketing; comments due by 8-16-04; published 7-15-04 [FR 04-15950]
- NUCLEAR REGULATORY COMMISSION**
- Environmental statements; availability, etc.:
- Fort Wayne State Developmental Center; Open for comments until further notice; published 5-10-04 [FR 04-10516]
- POSTAL SERVICE**
- International Mail Manual:
- International Priority Mail and International Surface Air Lift mailers; discontinuance of volume discount rates; comments due by 8-18-04; published 7-28-04 [FR 04-17124]
- SMALL BUSINESS ADMINISTRATION**
- Disaster loan areas:
- Maine; Open for comments until further notice; published 2-17-04 [FR 04-03374]
- STATE DEPARTMENT**
- Consular services; fee schedule; comments due by 8-18-04; published 7-19-04 [FR 04-16363]
- OFFICE OF UNITED STATES TRADE REPRESENTATIVE**
- Trade Representative, Office of United States**
- Generalized System of Preferences:
- 2003 Annual Product Review, 2002 Annual Country Practices Review, and previously deferred product decisions; petitions disposition; Open for comments until further notice; published 7-6-04 [FR 04-15361]
- TRANSPORTATION DEPARTMENT**
- Federal Aviation Administration**
- Air carrier certification and operations:
- Antidrug and alcohol misuse prevention programs for personnel engaged in specified aviation activities; comments due by 8-16-04; published 5-17-04 [FR 04-10815]
- Airworthiness directives:
- Airbus; comments due by 8-16-04; published 7-15-04 [FR 04-16031]
- Empresa Brasileira de Aeronautica S.A. (EMBRAER); comments due by 8-16-04; published 7-22-04 [FR 04-16681]
- Grob-Werke; comments due by 8-16-04; published 7-15-04 [FR 04-16097]
- Honeywell; comments due by 8-16-04; published 6-16-04 [FR 04-13563]
- Airworthiness standards: Special conditions—

Learjet Inc., Model 55, 55B and 55C airplanes; comments due by 8-16-04; published 7-15-04 [FR 04-16101]

Class E airspace; comments due by 8-16-04; published 7-2-04 [FR 04-15035]

#### TRANSPORTATION DEPARTMENT

##### Federal Highway Administration

Engineering and traffic operations:

Highway bridge replacement and rehabilitation program; comments due by 8-20-04; published 6-21-04 [FR 04-13839]

#### TRANSPORTATION DEPARTMENT

##### Maritime Administration

Subsidized vessels and operators:

Maritime Security Program; comments due by 8-19-04; published 7-20-04 [FR 04-16454]

#### TREASURY DEPARTMENT

##### Comptroller of the Currency

Fair and Accurate Credit Transactions Act; implementation:

Fair credit; affiliate marketing; comments due by 8-16-04; published 7-15-04 [FR 04-15950]

#### TREASURY DEPARTMENT

##### Foreign Assets Control Office

Cuban assets control regulations:

Commission for Assistance to a Free Cuba, recommendations; implementation; comments due by 8-16-04; published 6-16-04 [FR 04-13630]

#### TREASURY DEPARTMENT

##### Internal Revenue Service

Income taxes:

Safe harbor sale and leaseback transactions; uniform capitalization of interest expense; comments due by 8-18-04; published 5-20-04 [FR 04-11361]

#### TREASURY DEPARTMENT

##### Thrift Supervision Office

Fair and Accurate Credit Transactions Act; implementation:

Fair credit reporting; affiliate marketing; comments due by 8-16-04; published 7-15-04 [FR 04-15950]

#### LIST OF PUBLIC LAWS

This is a continuing list of public bills from the current session of Congress which have become Federal laws. It may be used in conjunction

with "PLUS" (Public Laws Update Service) on 202-741-6043. This list is also available online at [http://www.archives.gov/federal\\_register/public\\_laws/public\\_laws.html](http://www.archives.gov/federal_register/public_laws/public_laws.html).

The text of laws is not published in the **Federal Register** but may be ordered in "slip law" (individual pamphlet) form from the Superintendent of Documents, U.S. Government Printing Office, Washington, DC 20402 (phone, 202-512-1808). The text will also be made available on the Internet from GPO Access at <http://www.gpoaccess.gov/plaws/index.html>. Some laws may not yet be available.

#### H.R. 1572/P.L. 108-288

To designate the United States courthouse located at 100 North Palafox Street in Pensacola, Florida, as the "Winston E. Arnow United States Courthouse". (Aug. 6, 2004; 118 Stat. 1016)

#### H.R. 1914/P.L. 108-289

Jamestown 400th Anniversary Commemorative Coin Act of 2004 (Aug. 6, 2004; 118 Stat. 1017)

#### H.R. 2768/P.L. 108-290

John Marshall Commemorative Coin Act (Aug. 6, 2004; 118 Stat. 1021)

#### H.R. 3277/P.L. 108-291

Marine Corps 230th Anniversary Commemorative Coin Act (Aug. 6, 2004; 118 Stat. 1024)

#### H.R. 4380/P.L. 108-292

To designate the facility of the United States Postal Service located at 4737 Mile Stretch Drive in Holiday, Florida, as the "Sergeant First Class Paul Ray Smith Post Office Building". (Aug. 6, 2004; 118 Stat. 1027)

Last List August 9, 2004

#### Public Laws Electronic Notification Service (PENS)

PENS is a free electronic mail notification service of newly enacted public laws. To subscribe, go to <http://listserv.gsa.gov/archives/publaws-l.html>

**Note:** This service is strictly for E-mail notification of new laws. The text of laws is not available through this service. PENS cannot respond to specific inquiries sent to this address.

The authentic text behind the news . . .

# The Weekly Compilation of Presidential Documents

Weekly Compilation of  
**Presidential  
Documents**



Monday, January 13, 1997  
Volume 33—Number 2  
Page 7-40

This unique service provides up-to-date information on Presidential policies and announcements. It contains the full text of the President's public speeches, statements, messages to Congress, news conferences, and other Presidential materials released by the White House.

The Weekly Compilation carries a Monday dateline and covers materials released during the preceding week. Each issue includes a Table of Contents, lists of acts approved by the President, nominations submitted to the Senate, a checklist of White House press releases, and a

digest of other Presidential activities and White House announcements. Indexes are published quarterly.

**Published by the Office of the  
Federal Register, National  
Archives and Records  
Administration.**

## Superintendent of Documents **Subscription** Order Form

Order Processing Code:  
\* **5420**

*Charge your order.  
It's Easy!*



To fax your orders (202) 512-2250  
Phone your orders (202) 512-1800

**YES**, please enter \_\_\_\_\_ one year subscriptions for the **Weekly Compilation of Presidential Documents (PD)** so I can keep up to date on Presidential activities.

\$133.00 Per Year

The total cost of my order is \$ \_\_\_\_\_. **Price includes regular domestic postage and handling** and is subject to change. International customers please add 25%.

\_\_\_\_\_  
Company or personal name (Please type or print)

\_\_\_\_\_  
Additional address/attention line

\_\_\_\_\_  
Street address

\_\_\_\_\_  
City, State, ZIP code

\_\_\_\_\_  
Daytime phone including area code

\_\_\_\_\_  
Purchase order number (optional)

May we make your name/address available to other mailers?  YES  NO

### Please Choose Method of Payment:

Check Payable to the Superintendent of Documents

GPO Deposit Account  -

VISA  MasterCard Account


(Credit card expiration date)

*Thank you for  
your order!*

\_\_\_\_\_  
Authorizing signature

7/04

Mail To: Superintendent of Documents  
P.O. Box 371954, Pittsburgh, PA 15250-7954





Printed on recycled paper



