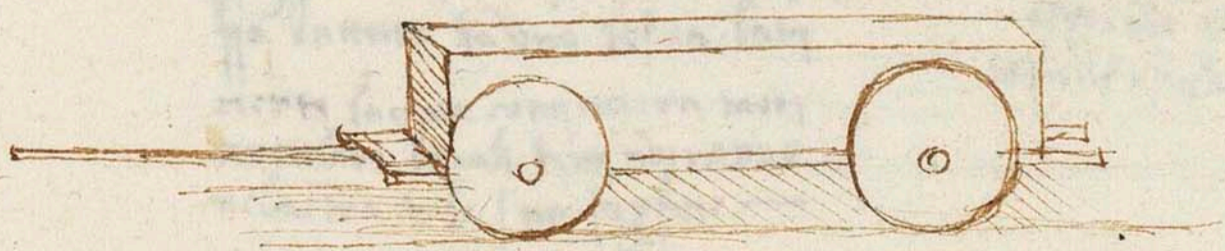
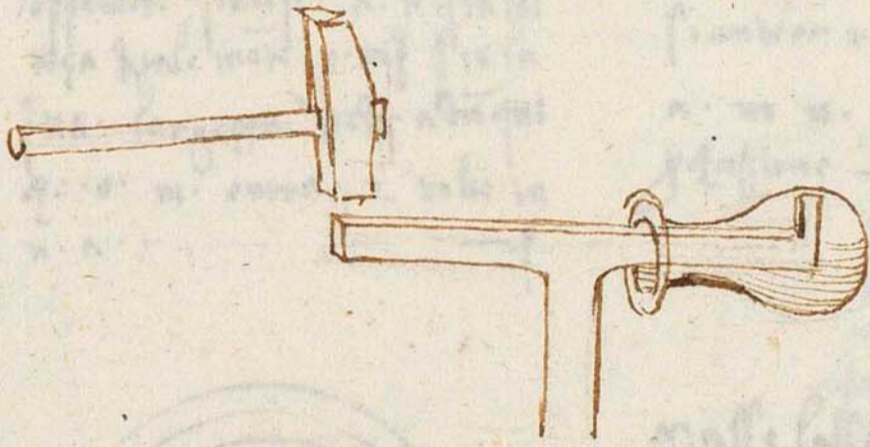

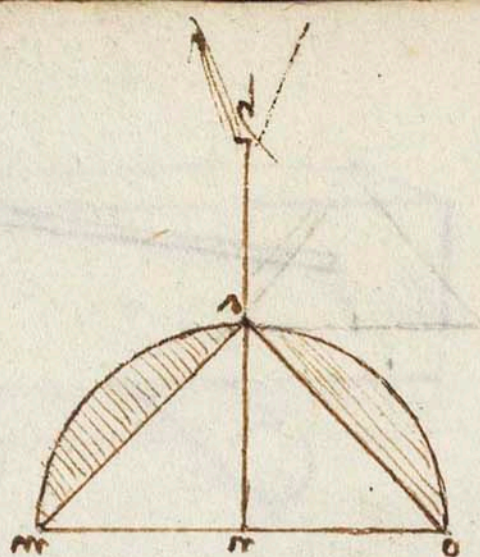


...  
 ...  
 ...  
 ...  
 ...  
 ...  
 ...  
 ...  
 ...



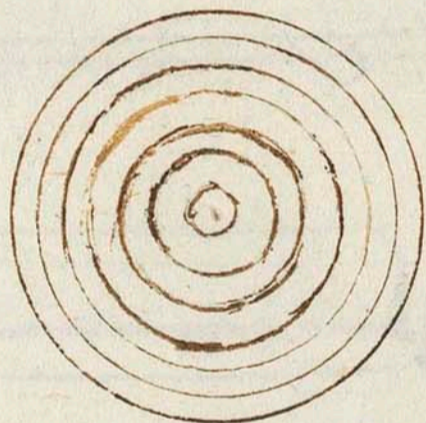


Handwritten text in a historical script, likely describing the tripod mechanism shown above.



Handwritten text in a historical script, likely describing the dome or sphere mechanism shown above.

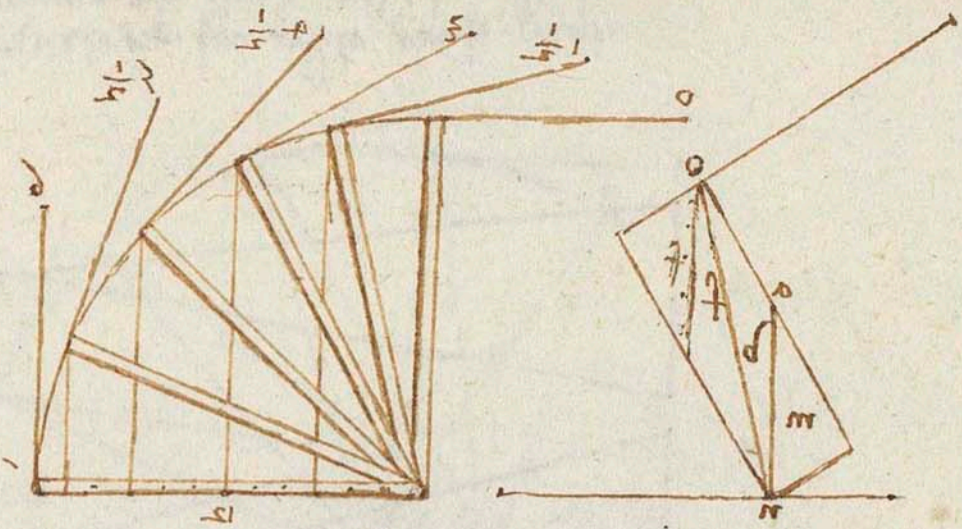
Handwritten text or label, possibly a title for the next diagram.



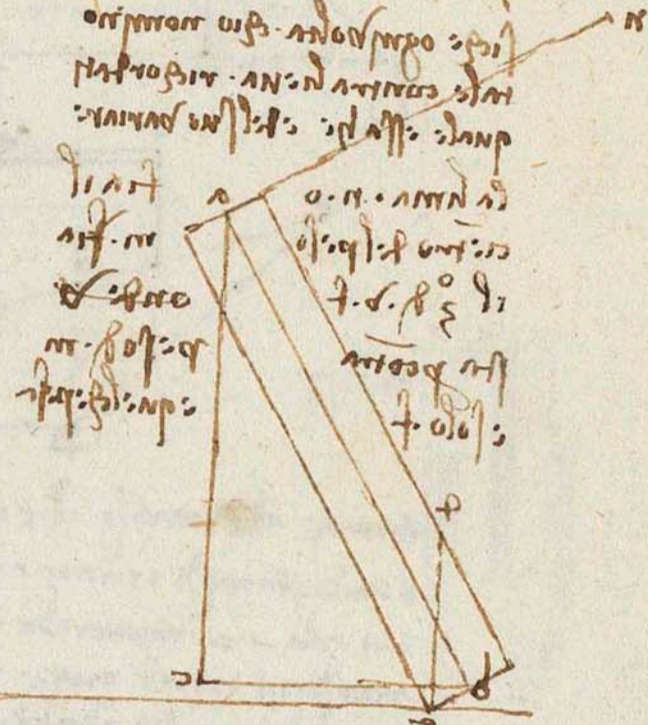
Handwritten text in a historical script, likely describing the concentric circles diagram.

Handwritten text in a historical script, likely describing the concentric circles diagram.

Handwritten text in a historical script, likely describing the concentric circles diagram.



אמרו ויפסקו ויפסקו ויפסקו  
 ויפסקו ויפסקו ויפסקו ויפסקו  
 ויפסקו ויפסקו ויפסקו ויפסקו  
 ויפסקו ויפסקו ויפסקו ויפסקו  
 ויפסקו ויפסקו ויפסקו ויפסקו  
 ויפסקו ויפסקו ויפסקו ויפסקו  
 ויפסקו ויפסקו ויפסקו ויפסקו  
 ויפסקו ויפסקו ויפסקו ויפסקו

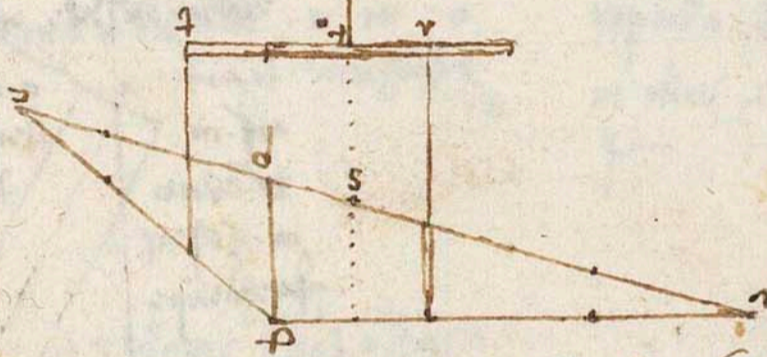



אמרו ויפסקו ויפסקו ויפסקו  
 ויפסקו ויפסקו ויפסקו ויפסקו  
 ויפסקו ויפסקו ויפסקו ויפסקו  
 ויפסקו ויפסקו ויפסקו ויפסקו  
 ויפסקו ויפסקו ויפסקו ויפסקו  
 ויפסקו ויפסקו ויפסקו ויפסקו  
 ויפסקו ויפסקו ויפסקו ויפסקו  
 ויפסקו ויפסקו ויפסקו ויפסקו


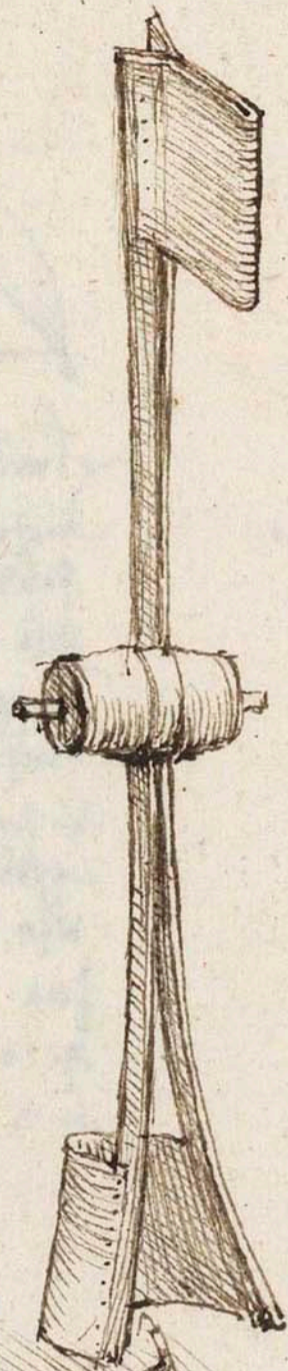
Handwritten text at the top of the page, likely a title or introductory note.

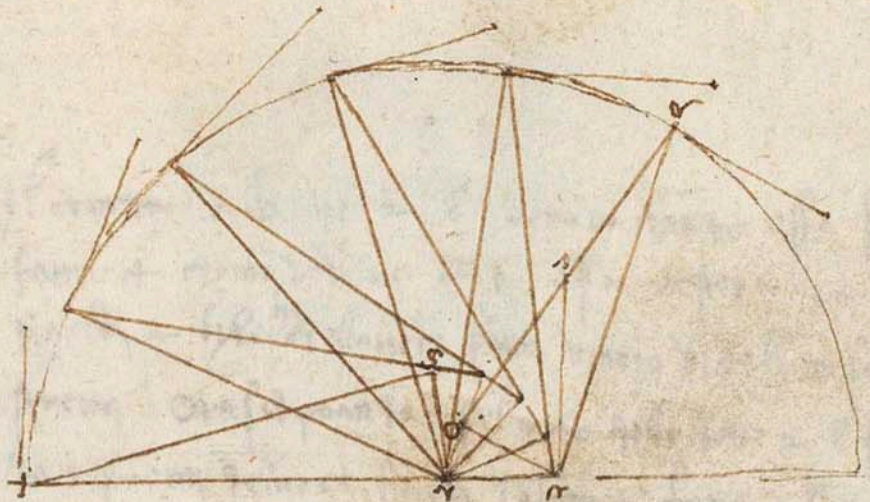


Handwritten text block located between the two perspective drawings, providing descriptive information.

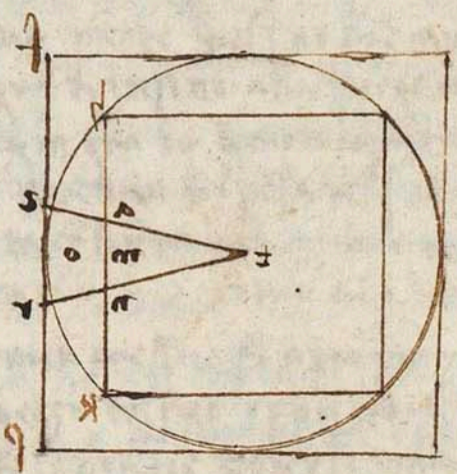
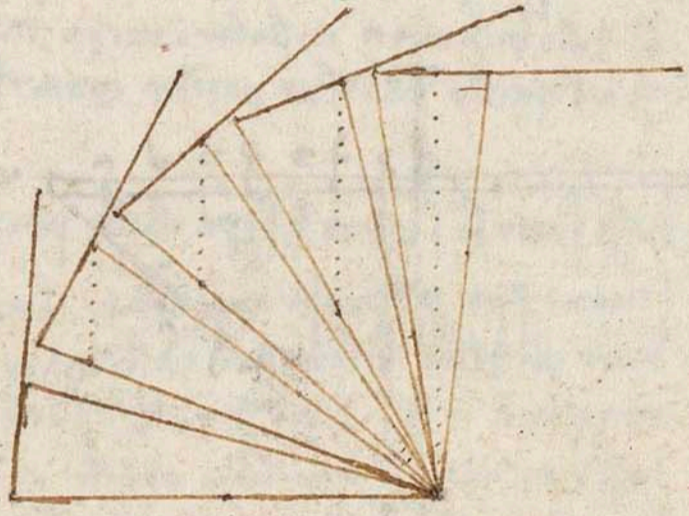


A large block of handwritten text at the bottom of the page, likely a detailed explanation or instructions related to the diagrams.



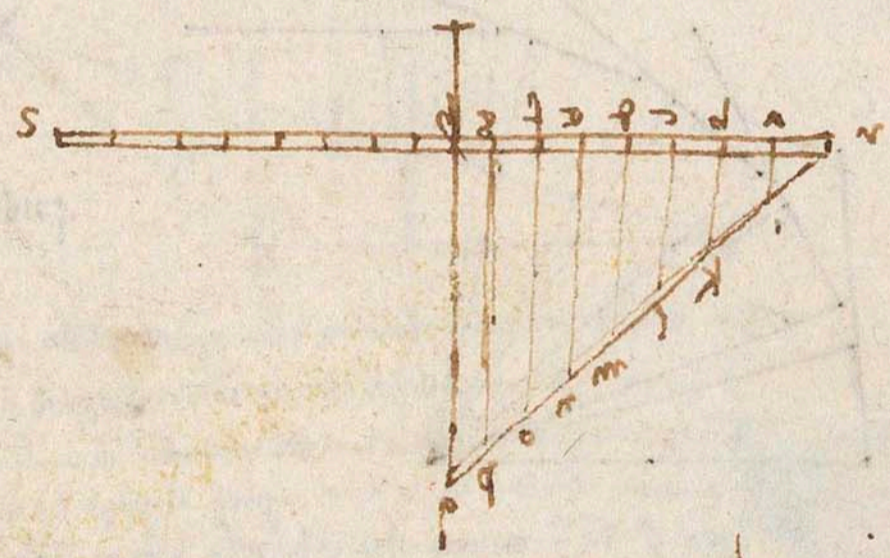

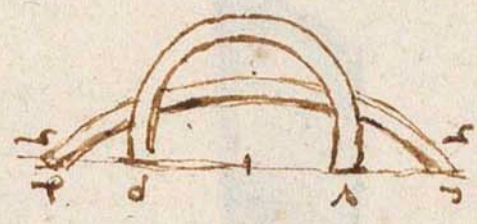


1. 2. 3. 4. 5. 6. 7. 8. 9. 10. 11. 12. 13. 14. 15. 16. 17. 18. 19. 20. 21. 22. 23. 24. 25. 26. 27. 28. 29. 30. 31. 32. 33. 34. 35. 36. 37. 38. 39. 40. 41. 42. 43. 44. 45. 46. 47. 48. 49. 50. 51. 52. 53. 54. 55. 56. 57. 58. 59. 60. 61. 62. 63. 64. 65. 66. 67. 68. 69. 70. 71. 72. 73. 74. 75. 76. 77. 78. 79. 80. 81. 82. 83. 84. 85. 86. 87. 88. 89. 90. 91. 92. 93. 94. 95. 96. 97. 98. 99. 100.



1. 2. 3. 4. 5. 6. 7. 8. 9. 10. 11. 12. 13. 14. 15. 16. 17. 18. 19. 20. 21. 22. 23. 24. 25. 26. 27. 28. 29. 30. 31. 32. 33. 34. 35. 36. 37. 38. 39. 40. 41. 42. 43. 44. 45. 46. 47. 48. 49. 50. 51. 52. 53. 54. 55. 56. 57. 58. 59. 60. 61. 62. 63. 64. 65. 66. 67. 68. 69. 70. 71. 72. 73. 74. 75. 76. 77. 78. 79. 80. 81. 82. 83. 84. 85. 86. 87. 88. 89. 90. 91. 92. 93. 94. 95. 96. 97. 98. 99. 100.

Handwritten text in a cursive script, likely a mathematical or scientific treatise, starting with the word 'S'.



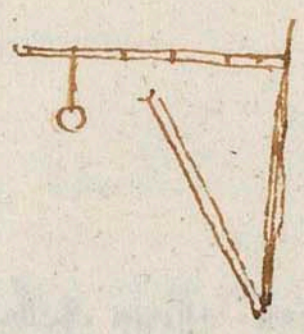
Handwritten text in a cursive script, continuing the text from the top of the page, starting with the word 'S'.







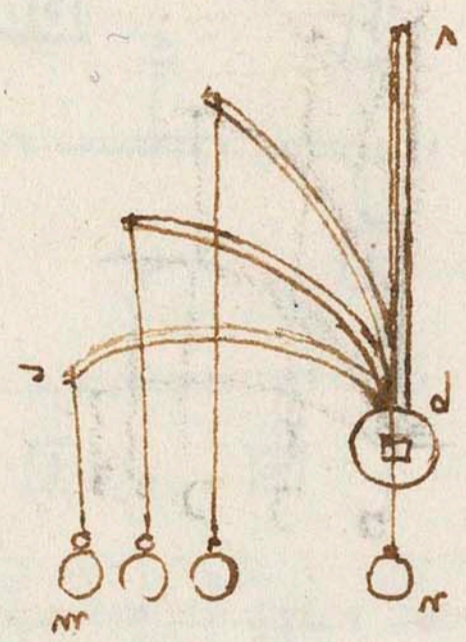
Handwritten title or header in a cursive script, possibly starting with 'C...



Main block of handwritten text in a cursive script, consisting of approximately 12 lines. The text is dense and difficult to decipher due to the handwriting style.

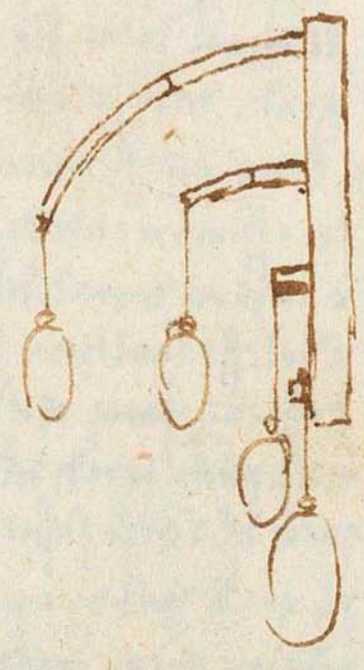
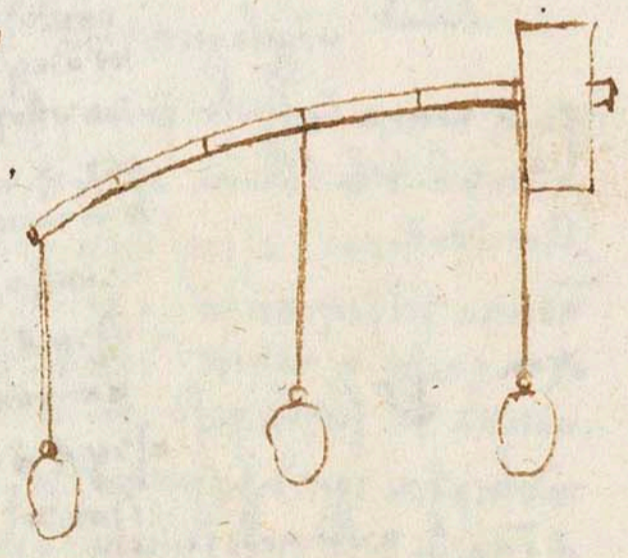
Second block of handwritten text in a cursive script, consisting of approximately 12 lines. This block is also dense and difficult to decipher.

1. Invenio hanc machinam quae  
 est in forma arcus et habet  
 tres pendula quae in  
 puncto communi suspenduntur  
 et in puncto diverso  
 reperiuntur.



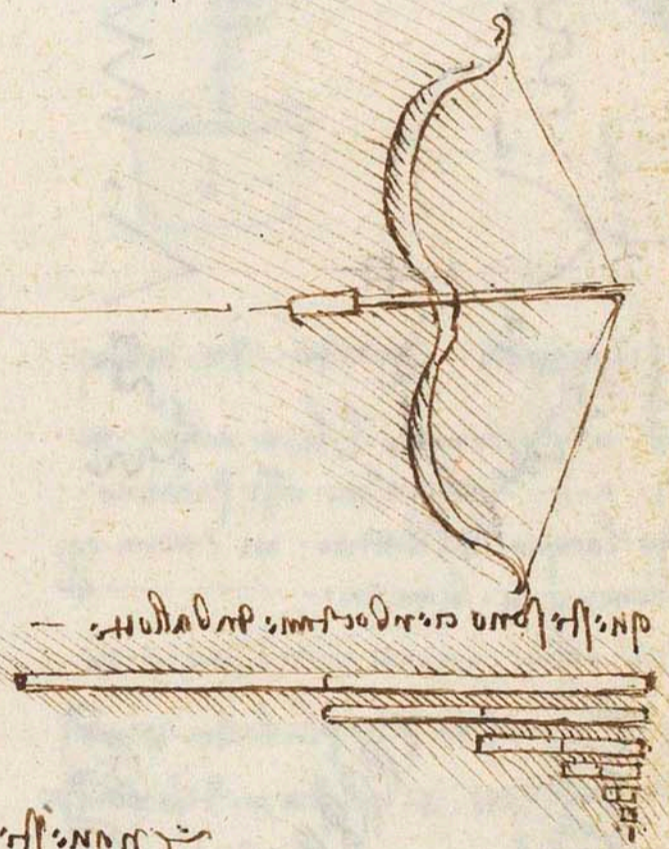
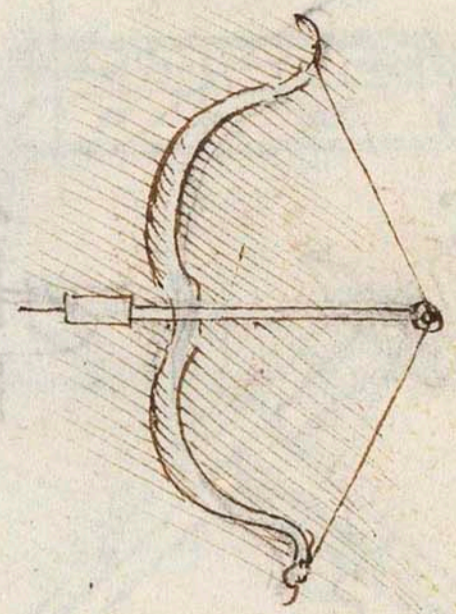
2. Invenio hanc machinam quae  
 est in forma arcus et habet  
 tres pendula quae in  
 puncto communi suspenduntur  
 et in puncto diverso  
 reperiuntur.

3. Invenio hanc machinam quae  
 est in forma arcus et habet  
 tres pendula quae in  
 puncto communi suspenduntur  
 et in puncto diverso  
 reperiuntur.



Handwritten text at the top of the page, likely a title or introductory note.

Handwritten text block in the upper middle section of the page.



Handwritten text block in the lower middle section of the page.

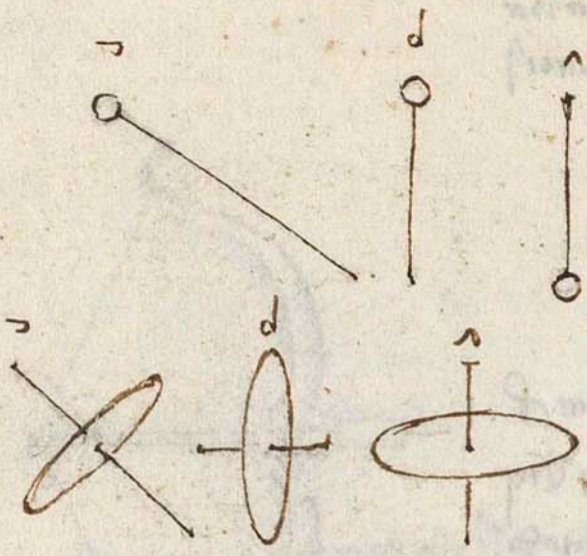


Handwritten text block located to the right of the diagonal line drawing.

Handwritten text block in the lower right section of the page.



Handwritten text block at the bottom right of the page.

Handwritten text at the top of the page, possibly a title or section header.



Handwritten text block on the right side of the page, containing several lines of script.

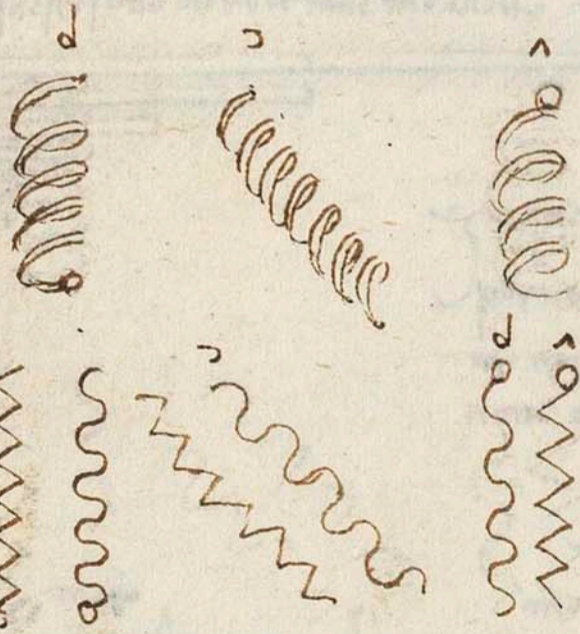
Handwritten text block on the right side of the page, containing several lines of script.



Handwritten text block on the right side of the page, containing several lines of script.

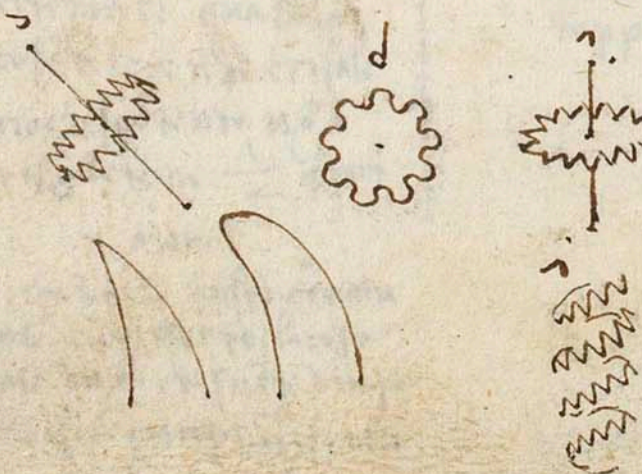
Handwritten text block on the right side of the page, containing several lines of script.

Handwritten text block on the right side of the page, containing several lines of script.



Handwritten text block on the right side of the page, containing several lines of script.

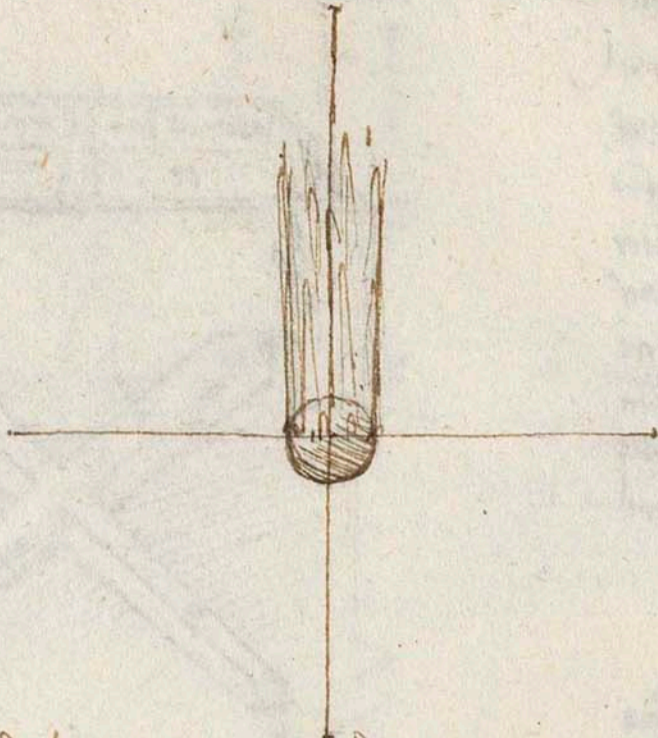
Handwritten text block on the right side of the page, containing several lines of script.



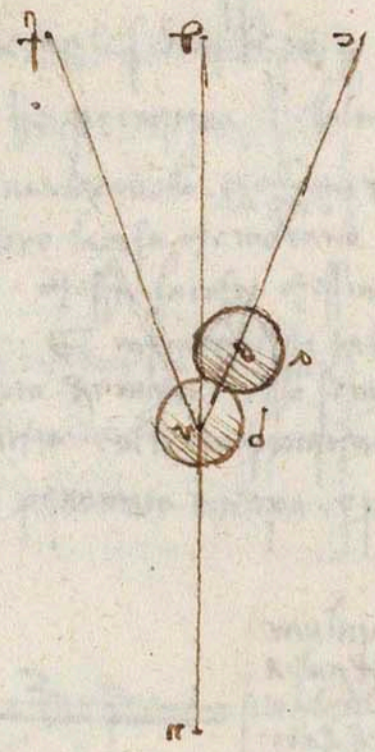
Handwritten text block on the right side of the page, containing several lines of script.

Handwritten text block on the right side of the page, containing several lines of script.

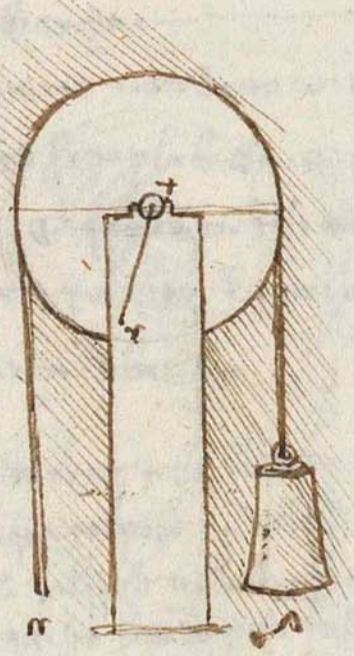




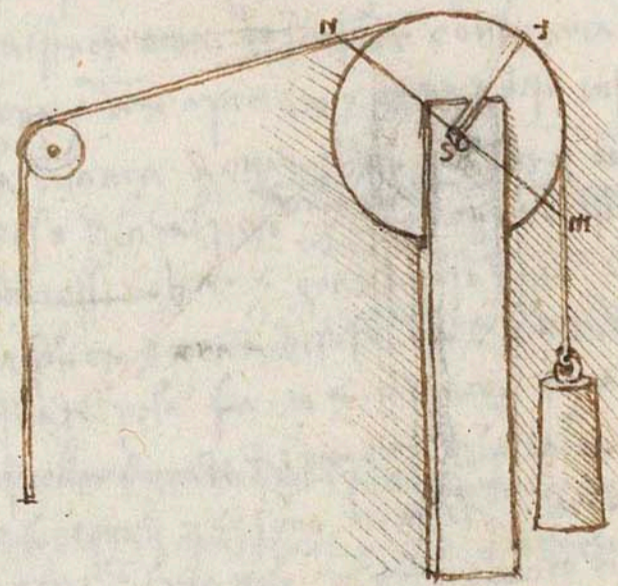
אשר יתקן ויחברו ויבטחו ויחזקו  
 ויבטחו ויחזקו ויבטחו ויחזקו  
 ויבטחו ויחזקו ויבטחו ויחזקו  
 ויבטחו ויחזקו ויבטחו ויחזקו



אשר יתקן ויחברו ויבטחו ויחזקו  
 ויבטחו ויחזקו ויבטחו ויחזקו  
 ויבטחו ויחזקו ויבטחו ויחזקו  
 ויבטחו ויחזקו ויבטחו ויחזקו  
 ויבטחו ויחזקו ויבטחו ויחזקו


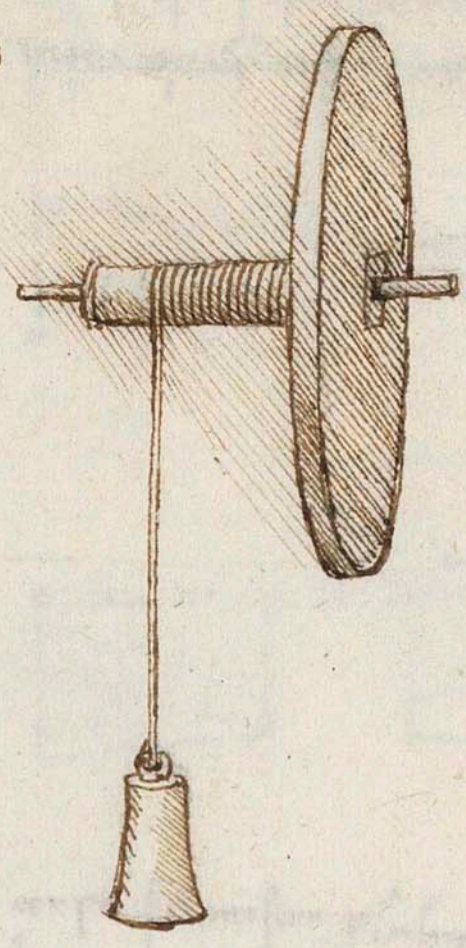


אשר יתקן ויחברו ויבטחו ויחזקו  
 ויבטחו ויחזקו ויבטחו ויחזקו  
 ויבטחו ויחזקו ויבטחו ויחזקו  
 ויבטחו ויחזקו ויבטחו ויחזקו  
 ויבטחו ויחזקו ויבטחו ויחזקו



אשר יתקן ויחברו ויבטחו ויחזקו  
 ויבטחו ויחזקו ויבטחו ויחזקו  
 ויבטחו ויחזקו ויבטחו ויחזקו  
 ויבטחו ויחזקו ויבטחו ויחזקו  
 ויבטחו ויחזקו ויבטחו ויחזקו

①. 1. 2. 3. 4. 5. 6. 7. 8. 9. 10. 11. 12. 13. 14. 15. 16. 17. 18. 19. 20. 21. 22. 23. 24. 25. 26. 27. 28. 29. 30. 31. 32. 33. 34. 35. 36. 37. 38. 39. 40. 41. 42. 43. 44. 45. 46. 47. 48. 49. 50. 51. 52. 53. 54. 55. 56. 57. 58. 59. 60. 61. 62. 63. 64. 65. 66. 67. 68. 69. 70. 71. 72. 73. 74. 75. 76. 77. 78. 79. 80. 81. 82. 83. 84. 85. 86. 87. 88. 89. 90. 91. 92. 93. 94. 95. 96. 97. 98. 99. 100.

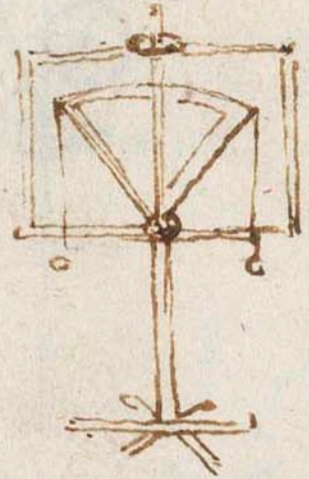


1. 2. 3. 4. 5. 6. 7. 8. 9. 10. 11. 12. 13. 14. 15. 16. 17. 18. 19. 20. 21. 22. 23. 24. 25. 26. 27. 28. 29. 30. 31. 32. 33. 34. 35. 36. 37. 38. 39. 40. 41. 42. 43. 44. 45. 46. 47. 48. 49. 50. 51. 52. 53. 54. 55. 56. 57. 58. 59. 60. 61. 62. 63. 64. 65. 66. 67. 68. 69. 70. 71. 72. 73. 74. 75. 76. 77. 78. 79. 80. 81. 82. 83. 84. 85. 86. 87. 88. 89. 90. 91. 92. 93. 94. 95. 96. 97. 98. 99. 100.

אין הנהגות הנלוות אליו. וכן הנהגות הנלוות אליו. וכן הנהגות הנלוות אליו.


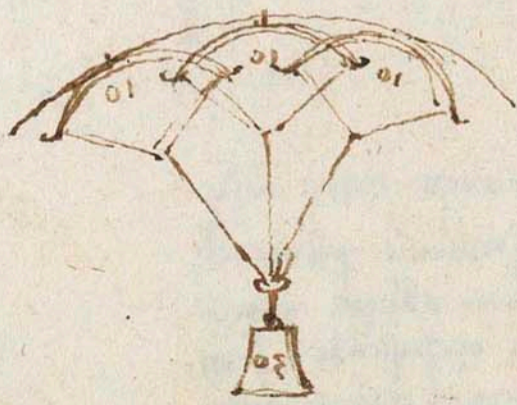
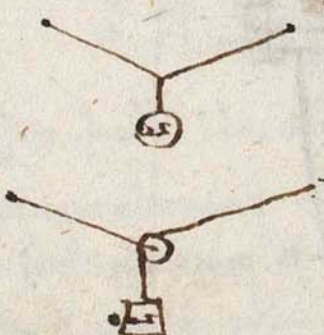
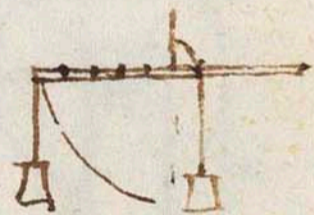
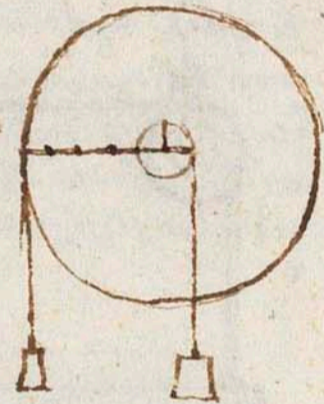


הנהגות הנלוות אליו. וכן הנהגות הנלוות אליו.



הנהגות הנלוות אליו. וכן הנהגות הנלוות אליו.

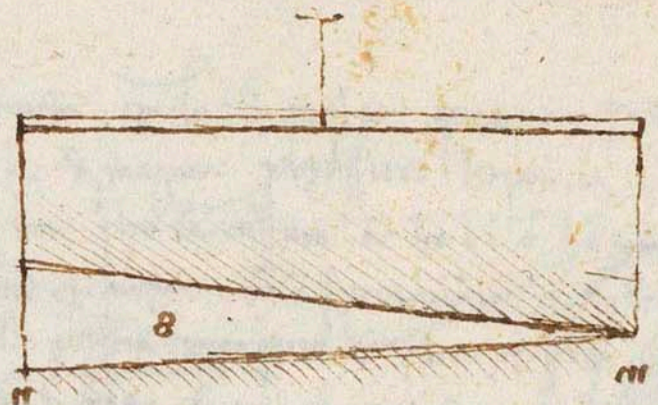
הנהגות הנלוות אליו. וכן הנהגות הנלוות אליו. וכן הנהגות הנלוות אליו.



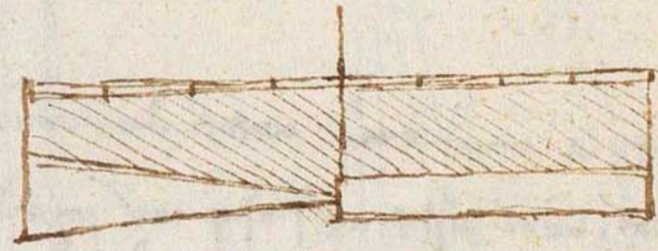
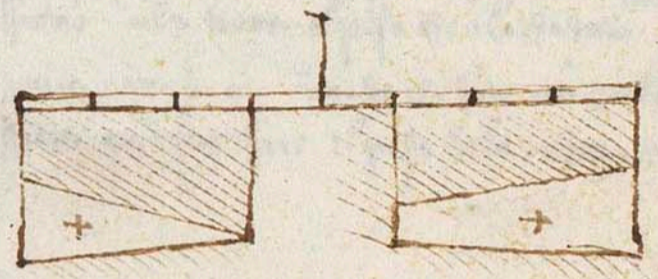
הנהגות הנלוות אליו. וכן הנהגות הנלוות אליו.



Handwritten text in a cursive script, likely a description of the diagram above.



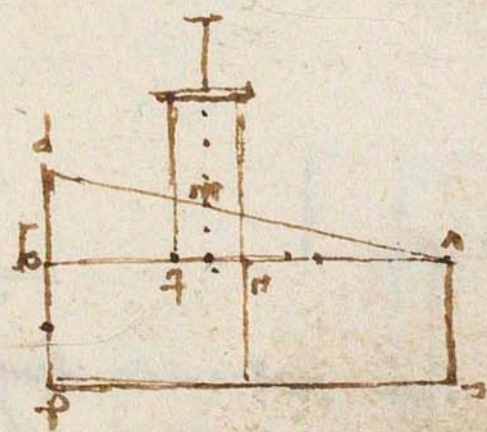
Handwritten text in a cursive script, likely a description of the diagram above.



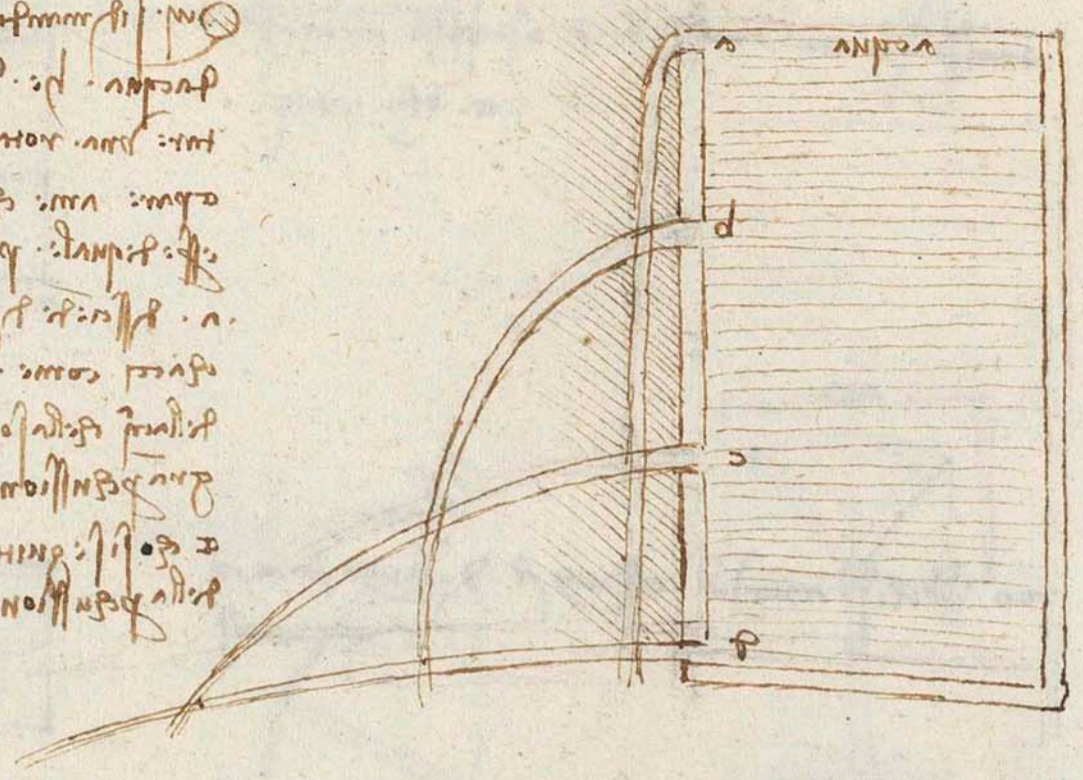
Handwritten text in a cursive script, likely a description of the diagram above.



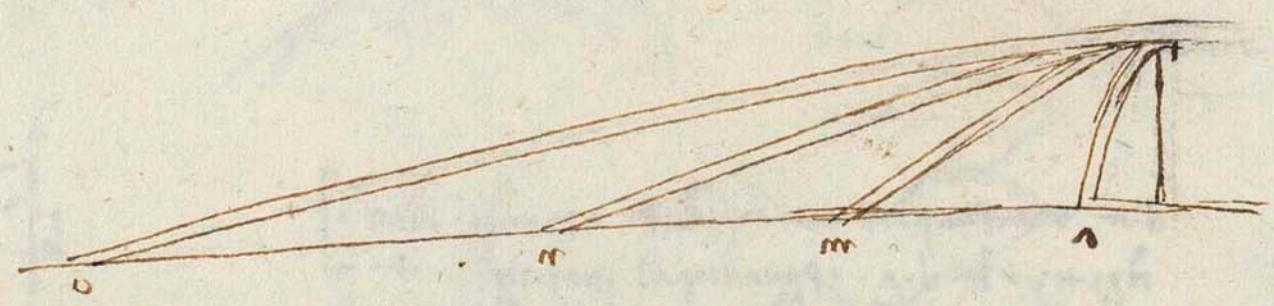
Handwritten text in a cursive script, likely a description of the diagram above.



1. 2. 3. 4. 5. 6. 7. 8. 9. 10. 11. 12. 13. 14. 15. 16. 17. 18. 19. 20. 21. 22. 23. 24. 25. 26. 27. 28. 29. 30. 31. 32. 33. 34. 35. 36. 37. 38. 39. 40. 41. 42. 43. 44. 45. 46. 47. 48. 49. 50. 51. 52. 53. 54. 55. 56. 57. 58. 59. 60. 61. 62. 63. 64. 65. 66. 67. 68. 69. 70. 71. 72. 73. 74. 75. 76. 77. 78. 79. 80. 81. 82. 83. 84. 85. 86. 87. 88. 89. 90. 91. 92. 93. 94. 95. 96. 97. 98. 99. 100.



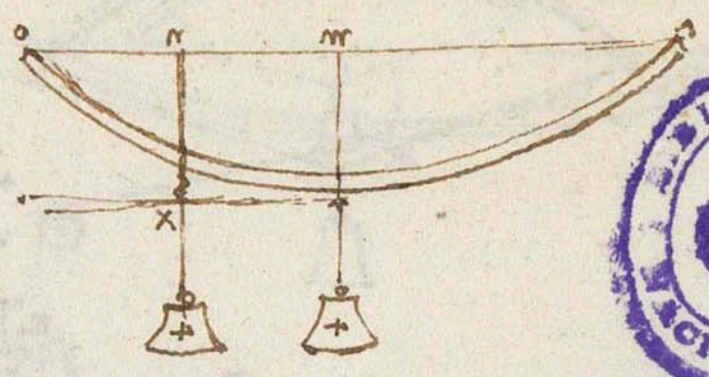
1. 2. 3. 4. 5. 6. 7. 8. 9. 10. 11. 12. 13. 14. 15. 16. 17. 18. 19. 20. 21. 22. 23. 24. 25. 26. 27. 28. 29. 30. 31. 32. 33. 34. 35. 36. 37. 38. 39. 40. 41. 42. 43. 44. 45. 46. 47. 48. 49. 50. 51. 52. 53. 54. 55. 56. 57. 58. 59. 60. 61. 62. 63. 64. 65. 66. 67. 68. 69. 70. 71. 72. 73. 74. 75. 76. 77. 78. 79. 80. 81. 82. 83. 84. 85. 86. 87. 88. 89. 90. 91. 92. 93. 94. 95. 96. 97. 98. 99. 100.



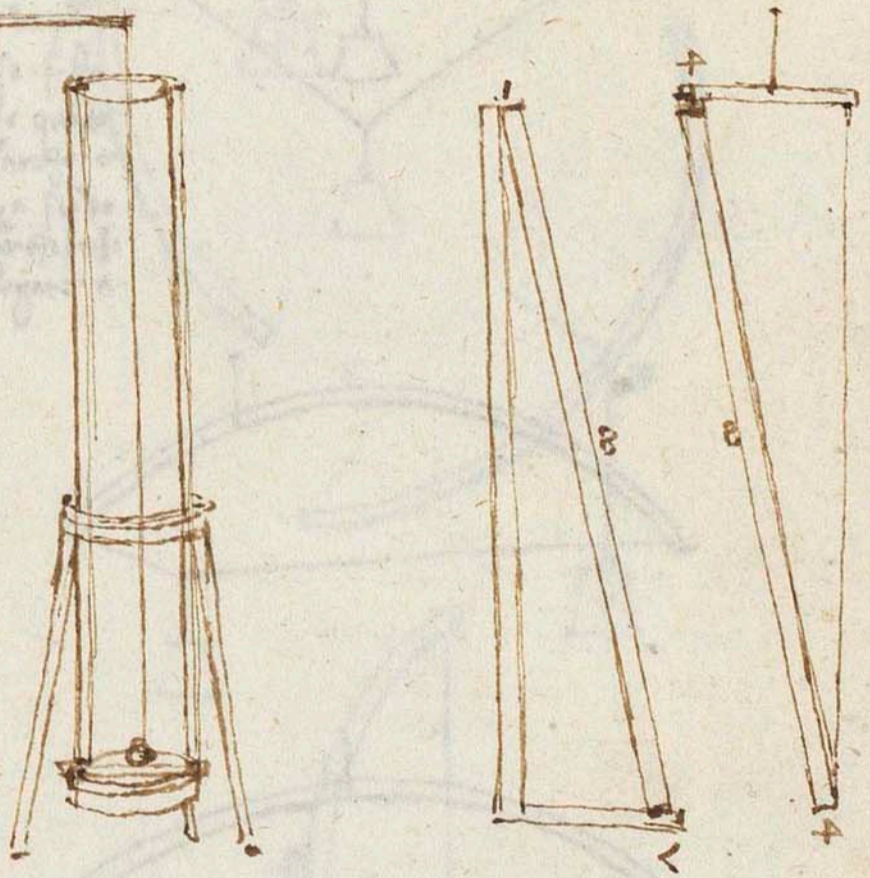
1. 2. 3. 4. 5. 6. 7. 8. 9. 10. 11. 12. 13. 14. 15. 16. 17. 18. 19. 20. 21. 22. 23. 24. 25. 26. 27. 28. 29. 30. 31. 32. 33. 34. 35. 36. 37. 38. 39. 40. 41. 42. 43. 44. 45. 46. 47. 48. 49. 50. 51. 52. 53. 54. 55. 56. 57. 58. 59. 60. 61. 62. 63. 64. 65. 66. 67. 68. 69. 70. 71. 72. 73. 74. 75. 76. 77. 78. 79. 80. 81. 82. 83. 84. 85. 86. 87. 88. 89. 90. 91. 92. 93. 94. 95. 96. 97. 98. 99. 100.




Handwritten text in Hebrew script, likely describing the mechanics of the balance scale shown in the adjacent diagram.

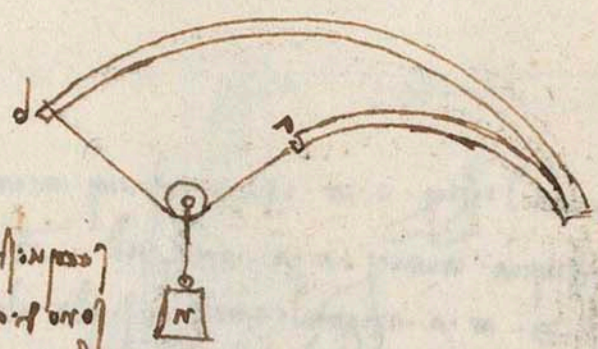
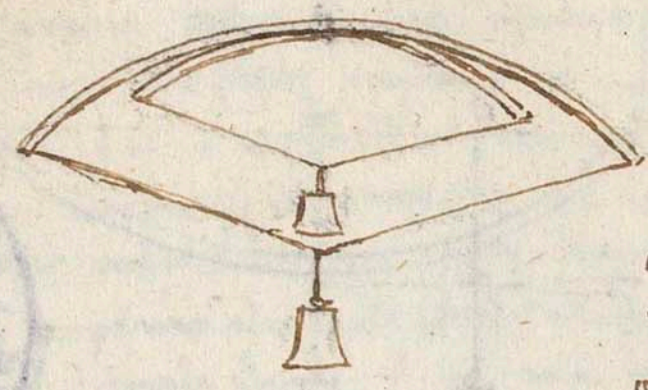
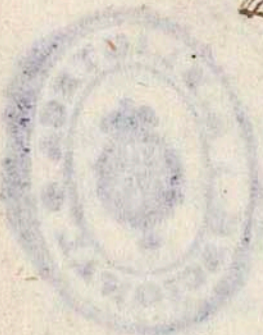


Main body of handwritten text in Hebrew script, providing detailed instructions or theoretical explanations related to the mechanical devices depicted.

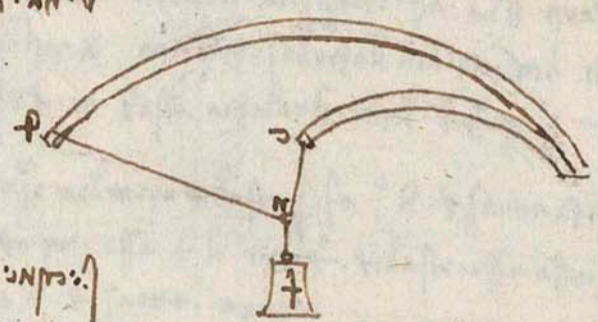
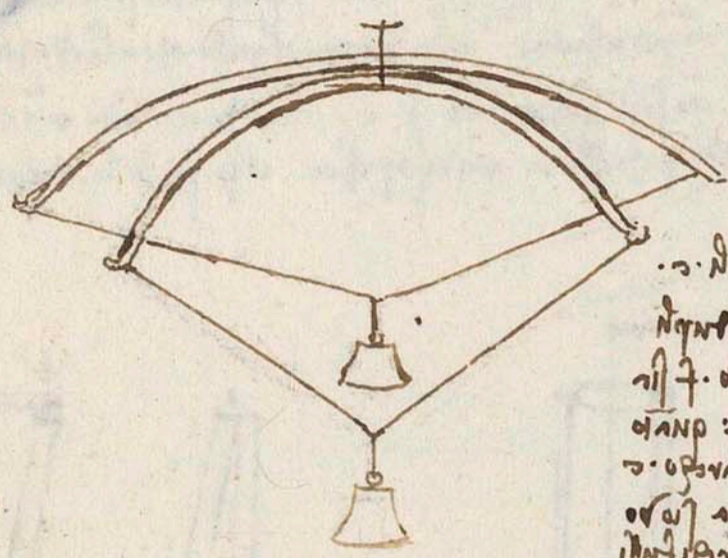


Final section of handwritten text in Hebrew script, possibly concluding the treatise or providing a summary.

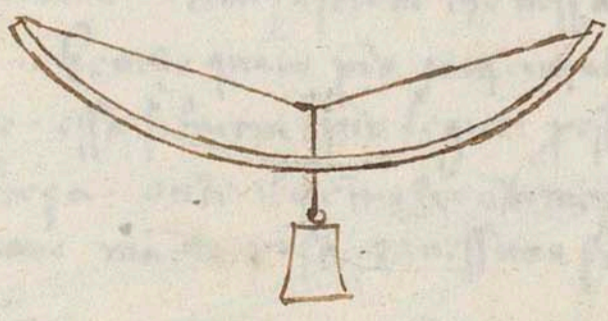
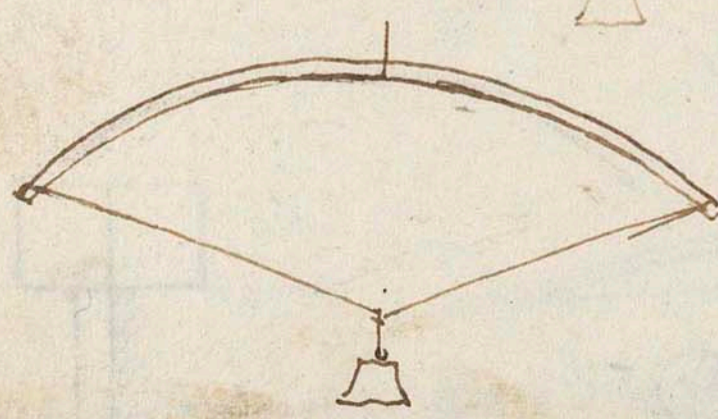
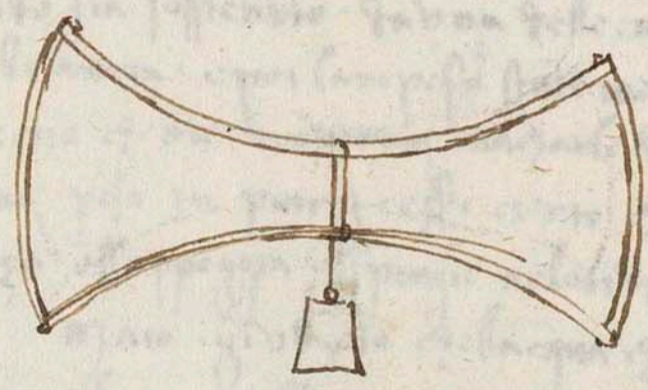

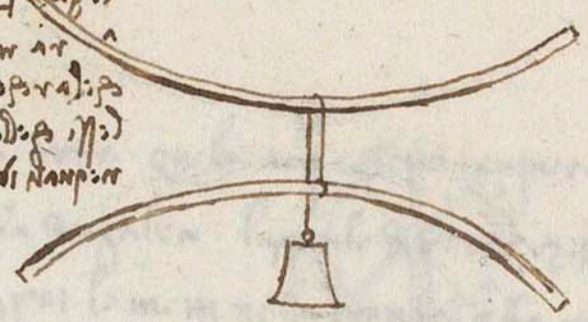





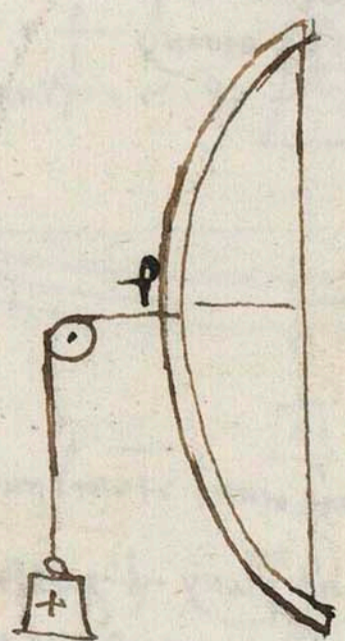
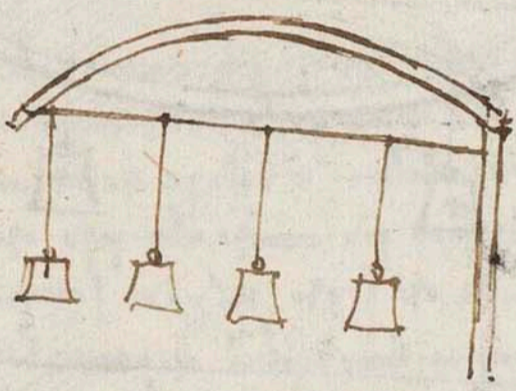

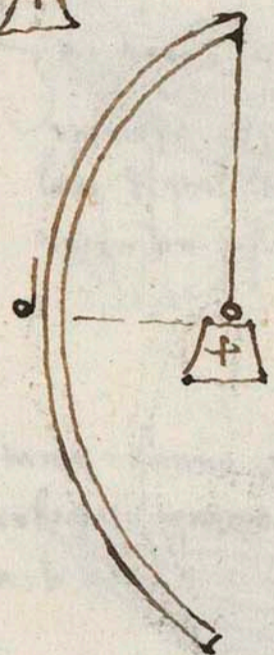
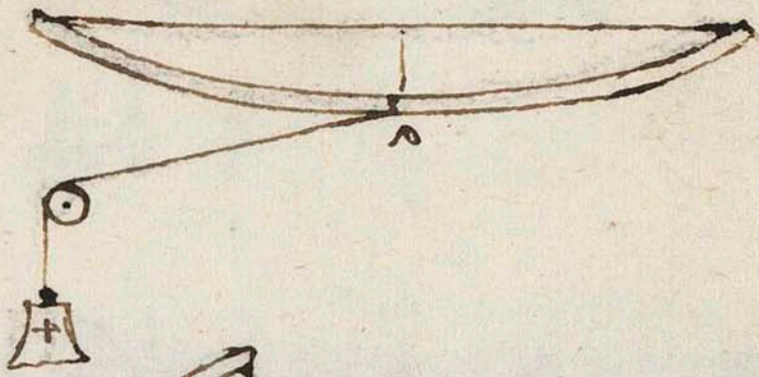
Handwritten text in Hebrew script, likely describing the mechanics of the diagrams.



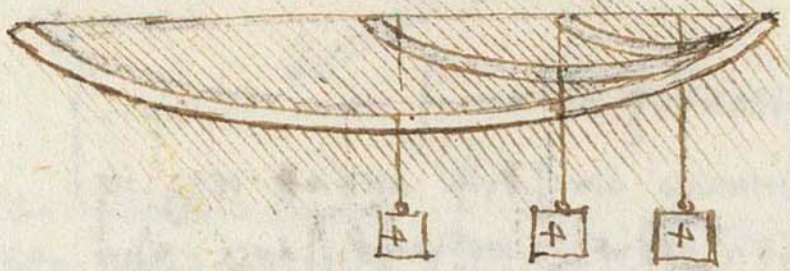
Handwritten text in Hebrew script, likely describing the mechanics of the diagrams.




סוף מלכותו. סוף מלכותו. סוף מלכותו.  
 סוף מלכותו. סוף מלכותו. סוף מלכותו.  
 סוף מלכותו. סוף מלכותו. סוף מלכותו.  
 סוף מלכותו. סוף מלכותו. סוף מלכותו.




Handwritten text in a cursive script, likely describing the mechanics of the first diagram.



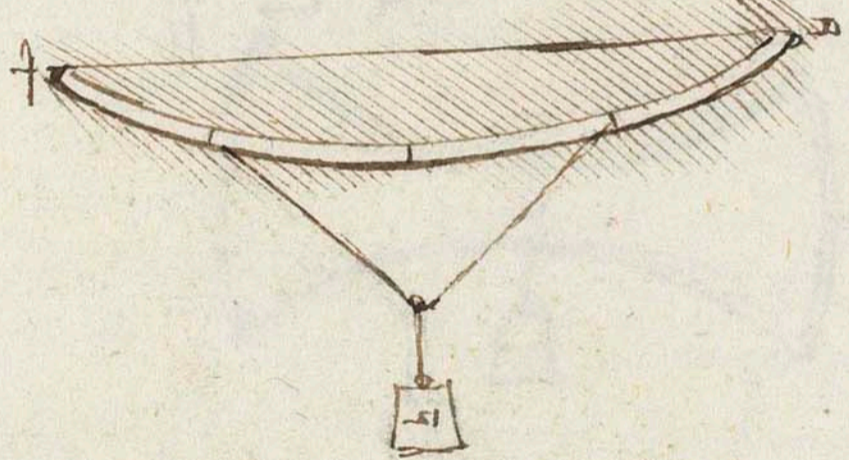
Handwritten text in a cursive script, likely describing the mechanics of the second diagram.





Handwritten text in a cursive script, likely describing the mechanics of the third diagram.



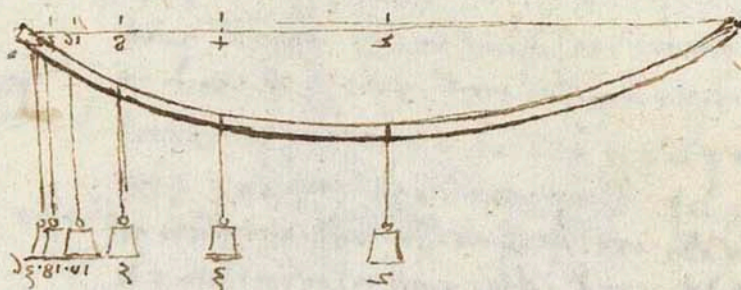
Handwritten text in a cursive script, likely describing the mechanics of the fourth diagram.



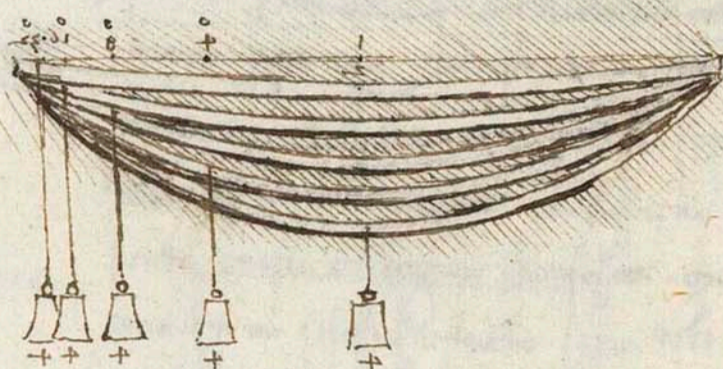
Handwritten text in a cursive script, likely describing the mechanics of the fifth diagram.



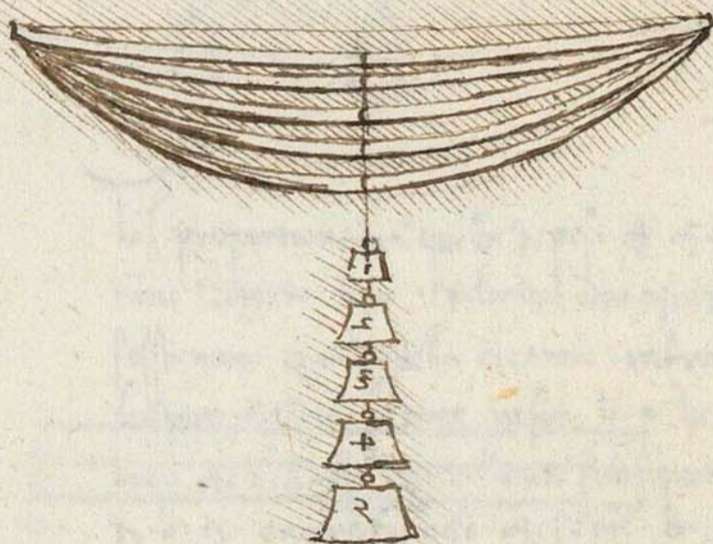
וְהָיָה כִּי יִשְׁמַע הַשָּׂרֵף אֶת הַקֶּלֶף  
 וְהָיָה כִּי יִשְׁמַע הַשָּׂרֵף אֶת הַקֶּלֶף  
 וְהָיָה כִּי יִשְׁמַע הַשָּׂרֵף אֶת הַקֶּלֶף  
 וְהָיָה כִּי יִשְׁמַע הַשָּׂרֵף אֶת הַקֶּלֶף  
 וְהָיָה כִּי יִשְׁמַע הַשָּׂרֵף אֶת הַקֶּלֶף



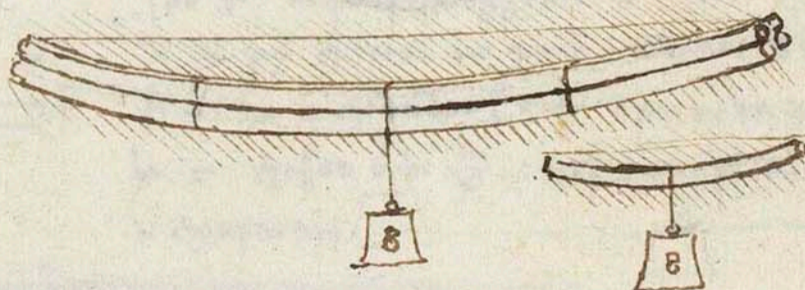
וְהָיָה כִּי יִשְׁמַע הַשָּׂרֵף אֶת הַקֶּלֶף  
 וְהָיָה כִּי יִשְׁמַע הַשָּׂרֵף אֶת הַקֶּלֶף  
 וְהָיָה כִּי יִשְׁמַע הַשָּׂרֵף אֶת הַקֶּלֶף




וְהָיָה כִּי יִשְׁמַע הַשָּׂרֵף אֶת הַקֶּלֶף  
 וְהָיָה כִּי יִשְׁמַע הַשָּׂרֵף אֶת הַקֶּלֶף  
 וְהָיָה כִּי יִשְׁמַע הַשָּׂרֵף אֶת הַקֶּלֶף  
 וְהָיָה כִּי יִשְׁמַע הַשָּׂרֵף אֶת הַקֶּלֶף  
 וְהָיָה כִּי יִשְׁמַע הַשָּׂרֵף אֶת הַקֶּלֶף



וְהָיָה כִּי יִשְׁמַע הַשָּׂרֵף אֶת הַקֶּלֶף  
 וְהָיָה כִּי יִשְׁמַע הַשָּׂרֵף אֶת הַקֶּלֶף  
 וְהָיָה כִּי יִשְׁמַע הַשָּׂרֵף אֶת הַקֶּלֶף  
 וְהָיָה כִּי יִשְׁמַע הַשָּׂרֵף אֶת הַקֶּלֶף



וְהָיָה כִּי יִשְׁמַע הַשָּׂרֵף אֶת הַקֶּלֶף  
 וְהָיָה כִּי יִשְׁמַע הַשָּׂרֵף אֶת הַקֶּלֶף  
 וְהָיָה כִּי יִשְׁמַע הַשָּׂרֵף אֶת הַקֶּלֶף  
 וְהָיָה כִּי יִשְׁמַע הַשָּׂרֵף אֶת הַקֶּלֶף



Handwritten text in a cursive script, likely a technical or scientific treatise. The text is arranged in several paragraphs, with some lines starting with a large initial letter. The script is dense and difficult to decipher without specialized knowledge of the language.



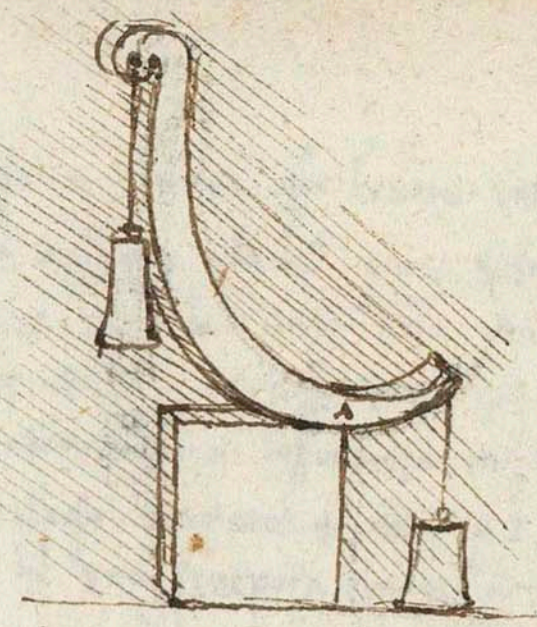
Handwritten text block located below the diagrams. It appears to be a continuation of the technical or scientific discussion, possibly describing the properties or uses of the objects shown in the diagrams.



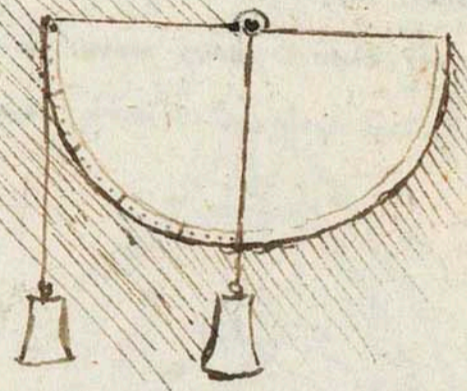
Handwritten text block at the bottom of the page, continuing the text from the top. It includes some larger initial letters and appears to be a concluding or summary section of the page's content.




Handwritten text in a cursive script, likely describing the mechanism shown in the diagram above.



Handwritten text in a cursive script, likely describing the mechanism shown in the diagram above.



Handwritten text in a cursive script, likely describing the mechanism shown in the diagram above.



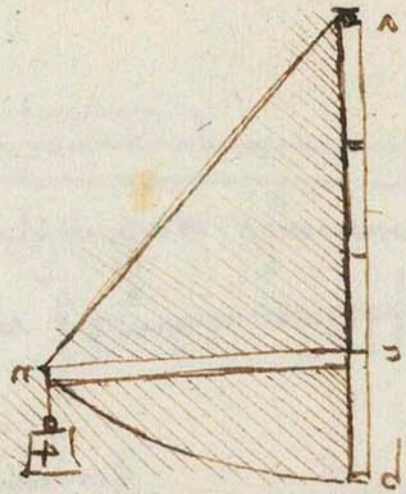
Handwritten text in a cursive script, likely describing the mechanism shown in the diagram above.



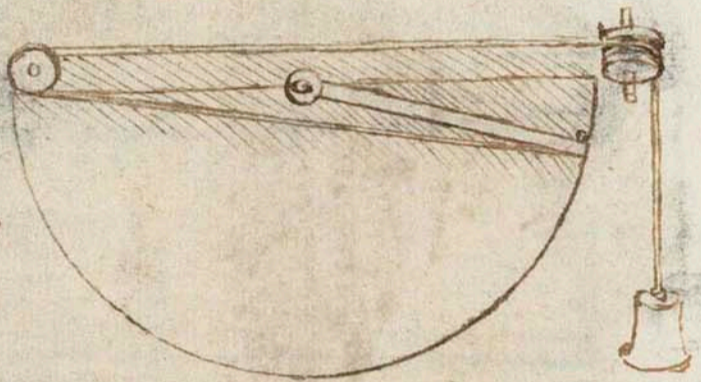
Handwritten text in a cursive script, likely describing the mechanism shown in the diagram above.



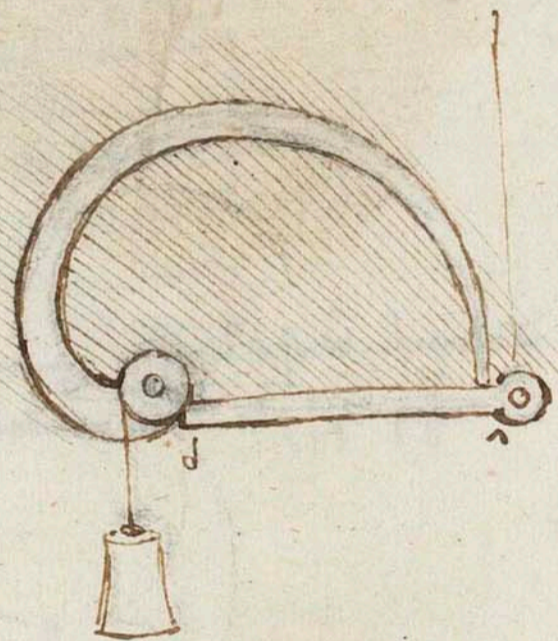
Handwritten text in Arabic script, likely describing the mechanics of the device shown in the adjacent diagram.



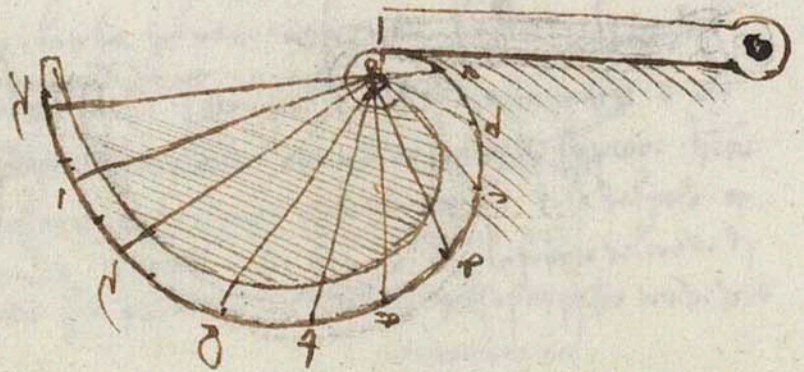
Handwritten text in Arabic script, likely describing the mechanics of the device shown in the adjacent diagram.



Handwritten text in Arabic script, likely describing the mechanics of the device shown in the adjacent diagram.



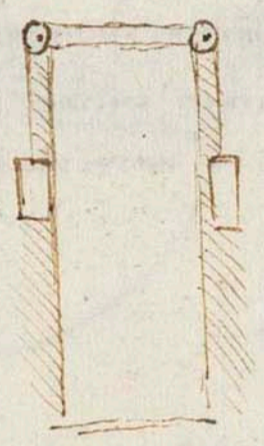

Handwritten text in Arabic script, likely describing the mechanics of the device shown in the adjacent diagram.



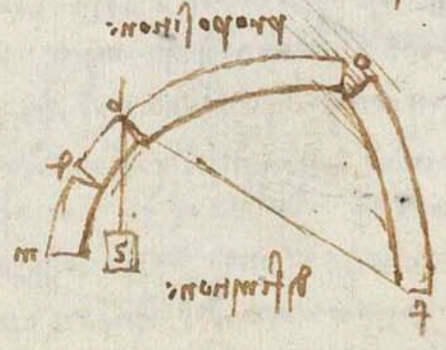
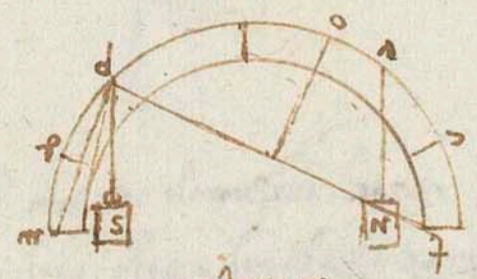
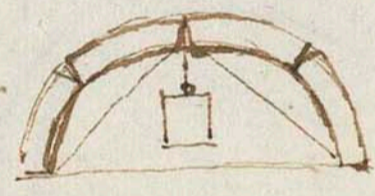


Handwritten text in a cursive script, likely a title or introductory paragraph.

Second block of handwritten text, continuing the manuscript's content.



Third block of handwritten text, providing further details or instructions.



Final block of handwritten text at the bottom of the page.



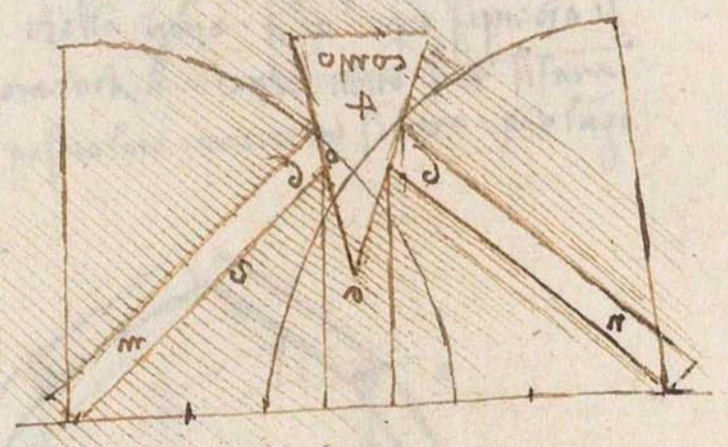
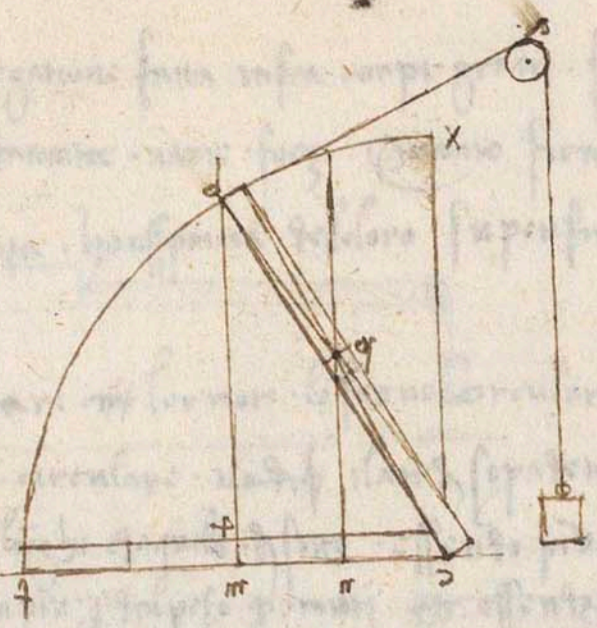
Handwritten text at the top of the page, likely a title or introductory paragraph.

First block of handwritten text, containing several lines of script.

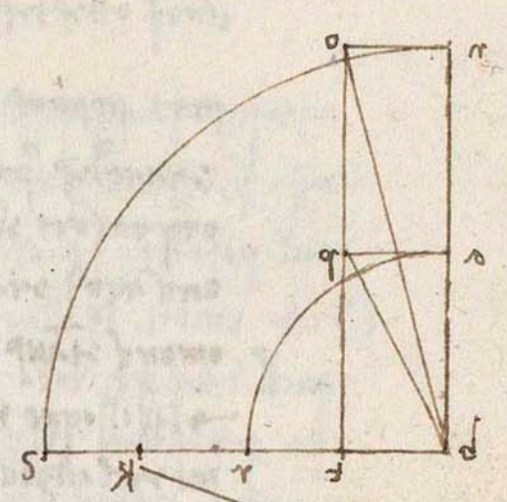
Second block of handwritten text, continuing the script.

Third block of handwritten text, continuing the script.

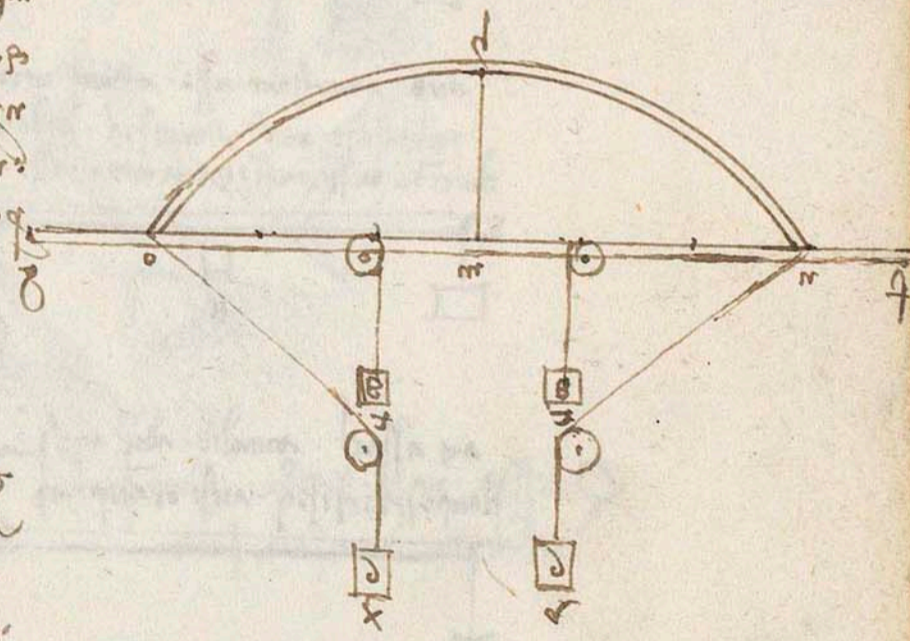
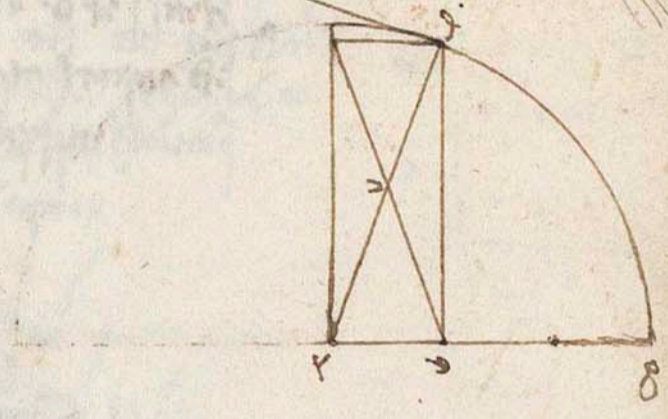
Fourth block of handwritten text, continuing the script.



Handwritten text in a cursive script, likely a technical or mathematical treatise. The text is oriented vertically on the page.



Handwritten text in a cursive script, likely a technical or mathematical treatise. The text is oriented vertically on the page.




Handwritten text in a cursive script, likely a technical or mathematical treatise. The text is oriented vertically on the page.










Handwritten text in a cursive script, likely a title or introductory note, located at the top of the page.

Main block of handwritten text in a cursive script, positioned above the large central diagram.



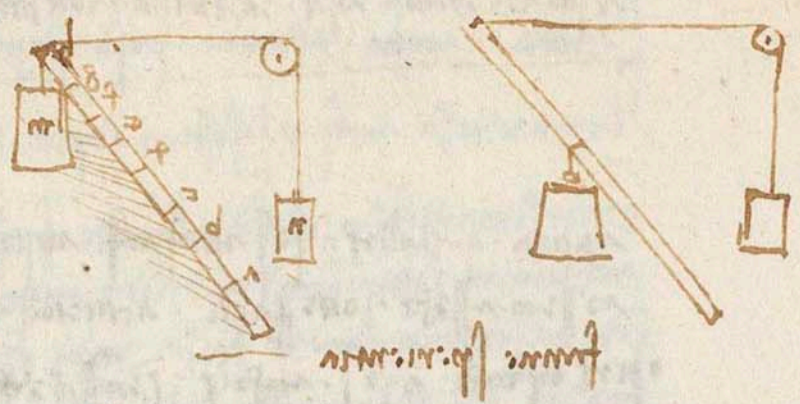
Handwritten text in a cursive script, located below the large central diagram.



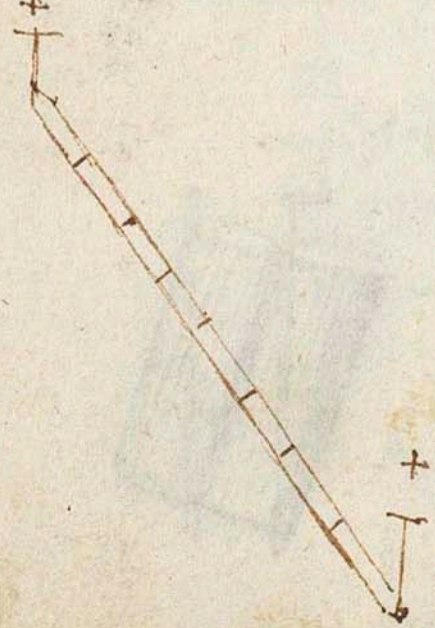
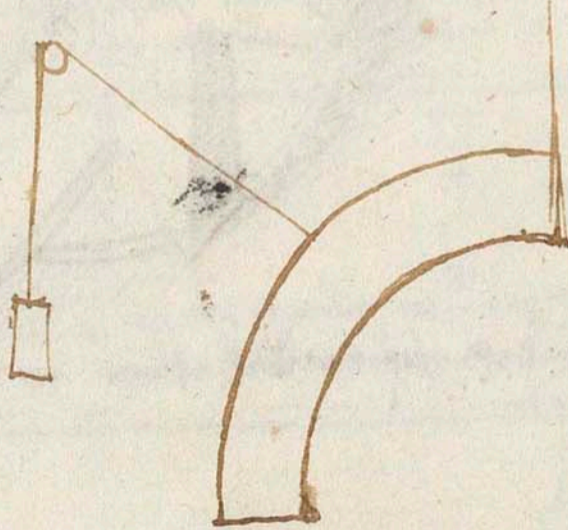
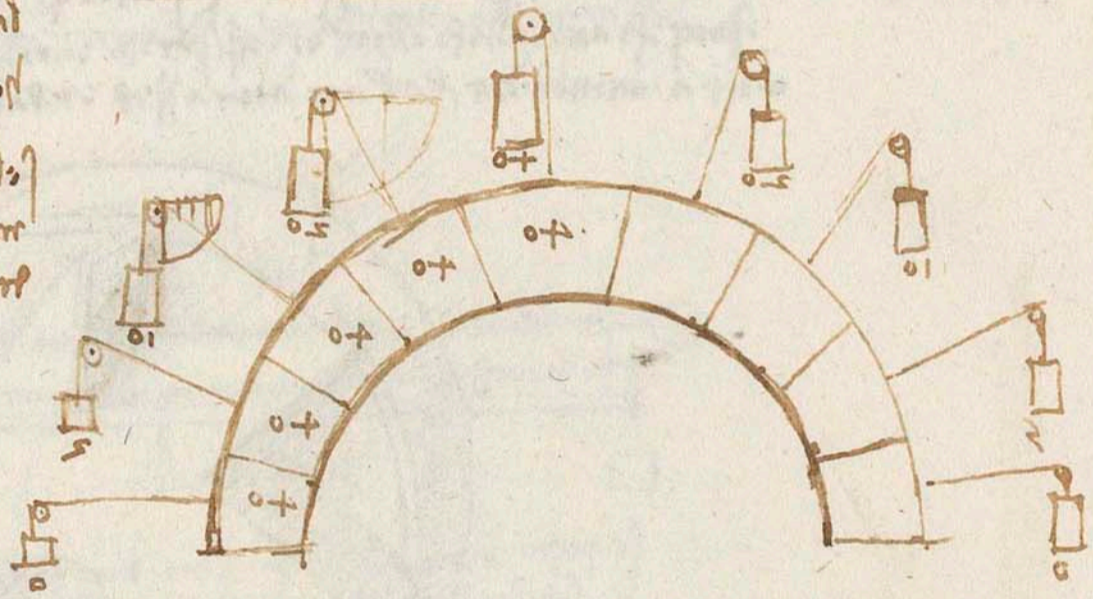
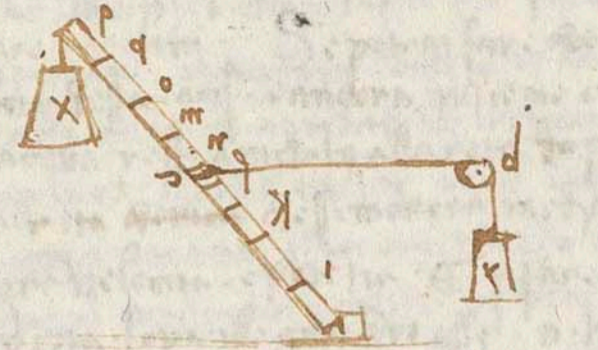
Handwritten text in a cursive script, located between the two perspective drawings of drums on the left.

Handwritten text in a cursive script, located below the two perspective drawings of drums on the left.

וְהָיָה כִּי יִשְׁפָּט ה' אֶת-יִשְׂרָאֵל  
 וְהָיָה כִּי יִשְׁפָּט ה' אֶת-יִשְׂרָאֵל  
 וְהָיָה כִּי יִשְׁפָּט ה' אֶת-יִשְׂרָאֵל  
 וְהָיָה כִּי יִשְׁפָּט ה' אֶת-יִשְׂרָאֵל  
 וְהָיָה כִּי יִשְׁפָּט ה' אֶת-יִשְׂרָאֵל



וְהָיָה כִּי יִשְׁפָּט ה' אֶת-יִשְׂרָאֵל  
 וְהָיָה כִּי יִשְׁפָּט ה' אֶת-יִשְׂרָאֵל  
 וְהָיָה כִּי יִשְׁפָּט ה' אֶת-יִשְׂרָאֵל  
 וְהָיָה כִּי יִשְׁפָּט ה' אֶת-יִשְׂרָאֵל  
 וְהָיָה כִּי יִשְׁפָּט ה' אֶת-יִשְׂרָאֵל



וְהָיָה כִּי יִשְׁפָּט ה' אֶת-יִשְׂרָאֵל  
 וְהָיָה כִּי יִשְׁפָּט ה' אֶת-יִשְׂרָאֵל  
 וְהָיָה כִּי יִשְׁפָּט ה' אֶת-יִשְׂרָאֵל  
 וְהָיָה כִּי יִשְׁפָּט ה' אֶת-יִשְׂרָאֵל  
 וְהָיָה כִּי יִשְׁפָּט ה' אֶת-יִשְׂרָאֵל





...  
 ...  
 ...  
 ...  
 ...  
 ...  
 ...

...


...  
 ...  
 ...  
 ...

...

...  
 ...  
 ...  
 ...

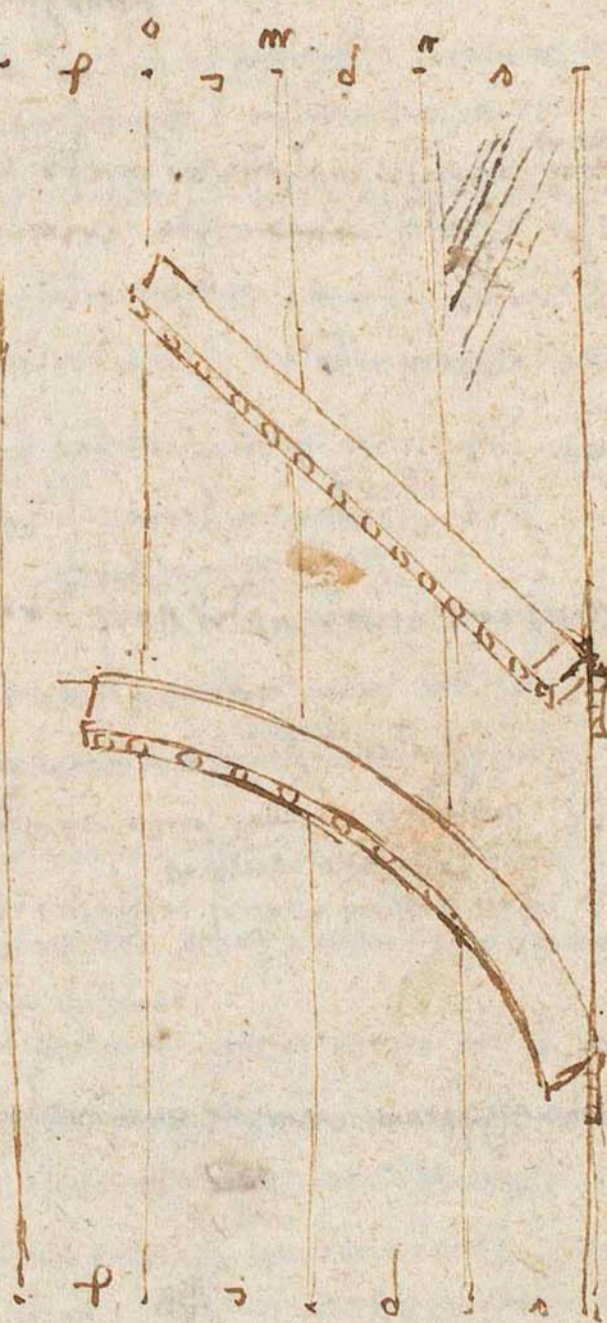
...

...  
 ...  
 ...  
 ...  
 ...



Handwritten text in a medieval script, likely a list or index of items, possibly related to musical instruments or mechanical devices. The text is arranged in several lines, with some words appearing to be in a different script or dialect.

Handwritten text in a medieval script, continuing the list or index from the top of the page. The text is dense and covers most of the left side of the page.





~~Handwritten text in a cursive script, likely a medieval manuscript. The text is written in a dark ink on aged, yellowed paper. It consists of approximately 20 lines of text, with some lines being crossed out with a diagonal line. The script is dense and difficult to decipher due to its cursive nature and the fading of the ink. There are several small annotations and corrections written in the margins and between the lines. The overall appearance is that of a historical document or a page from a book.~~



Handwritten text in a cursive script, likely describing the components or function of the diagram.

Handwritten text in a cursive script, continuing the description.

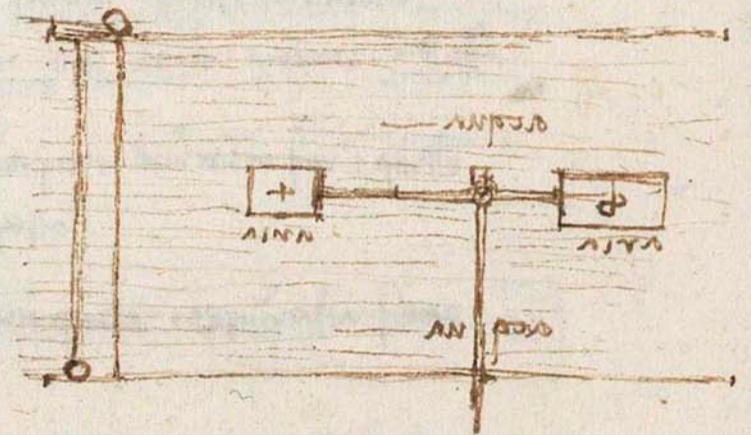
Handwritten text in a cursive script, providing further details.

Handwritten text in a cursive script, continuing the text.

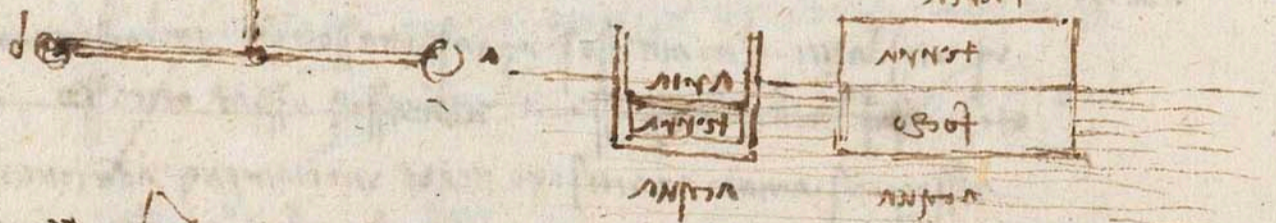
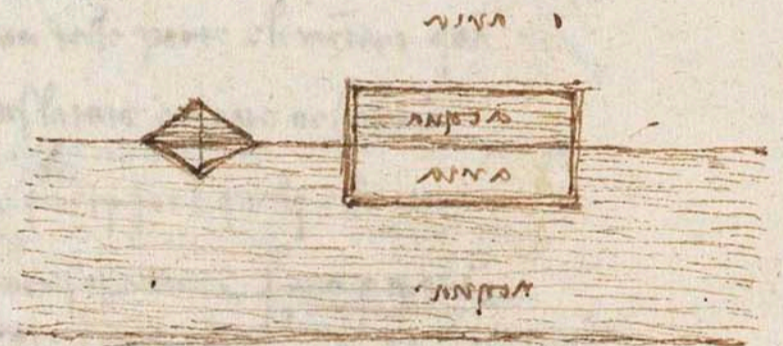
Handwritten text in a cursive script, continuing the text.

Handwritten text in a cursive script, continuing the text.

Handwritten text in a cursive script, enclosed in a large curved bracket on the right side.



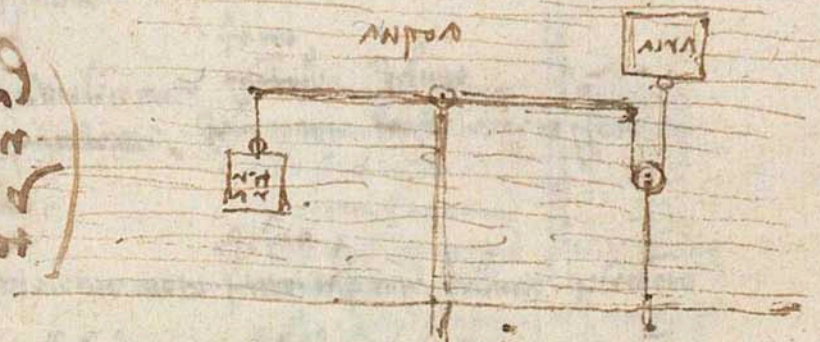
Vertical column of handwritten text on the left side of the page.



Vertical column of handwritten text on the left side of the page.



Handwritten text in a cursive script, possibly a note or a specific instruction.



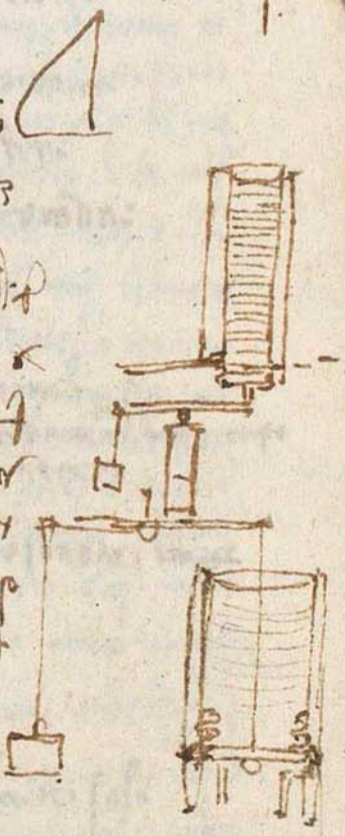


Handwritten text at the top left of the page.

Handwritten text block, likely a list or series of entries, written in a cursive script.

Handwritten text block, continuing the list or series of entries.

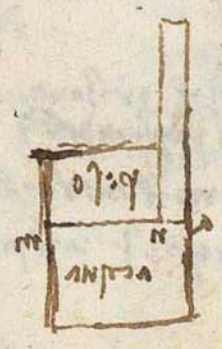
Handwritten text block, continuing the list or series of entries.



Handwritten text label for the diagram below it.

Handwritten text block on the right side, providing a detailed description or explanation of the diagram.

Handwritten text block at the bottom left of the page.



Handwritten text at the top center, possibly a title or header.

Handwritten text block, first paragraph, including a circled symbol on the right side.

Handwritten text at the top of the second section.

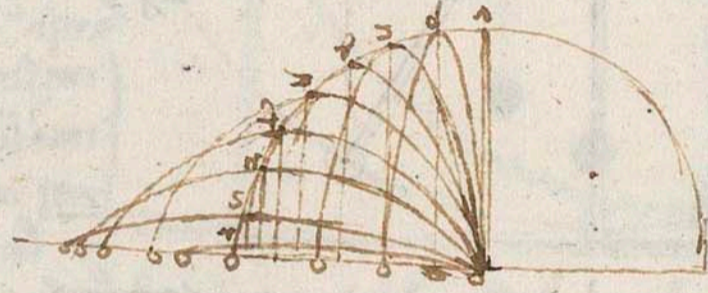
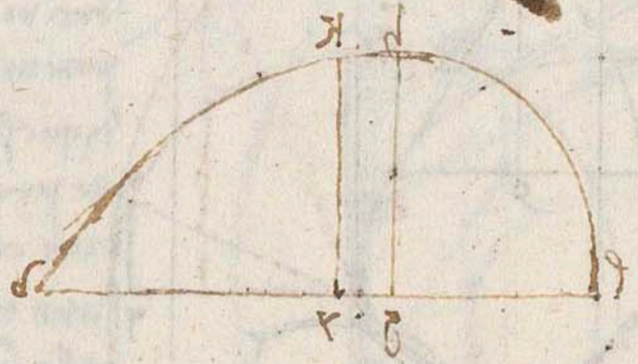
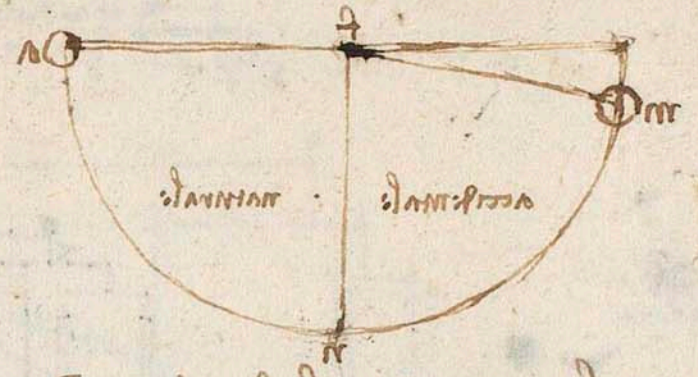

Handwritten text block, second paragraph, including a large decorative flourish on the right side.

Vertical handwritten text on the right margin, possibly a commentary or list.

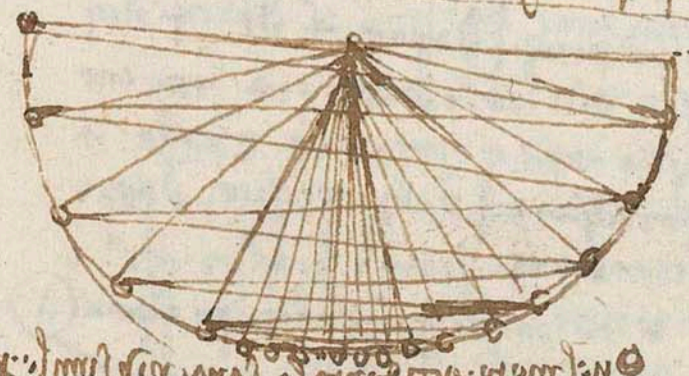
Handwritten text block, third paragraph, including a circled symbol on the right side.

Handwritten text block, fourth paragraph, including a circled symbol on the right side.

Handwritten text block, fifth paragraph, including a circled symbol on the right side.



Handwritten text in a cursive script, likely describing the geometric construction or properties of the diagrams above.

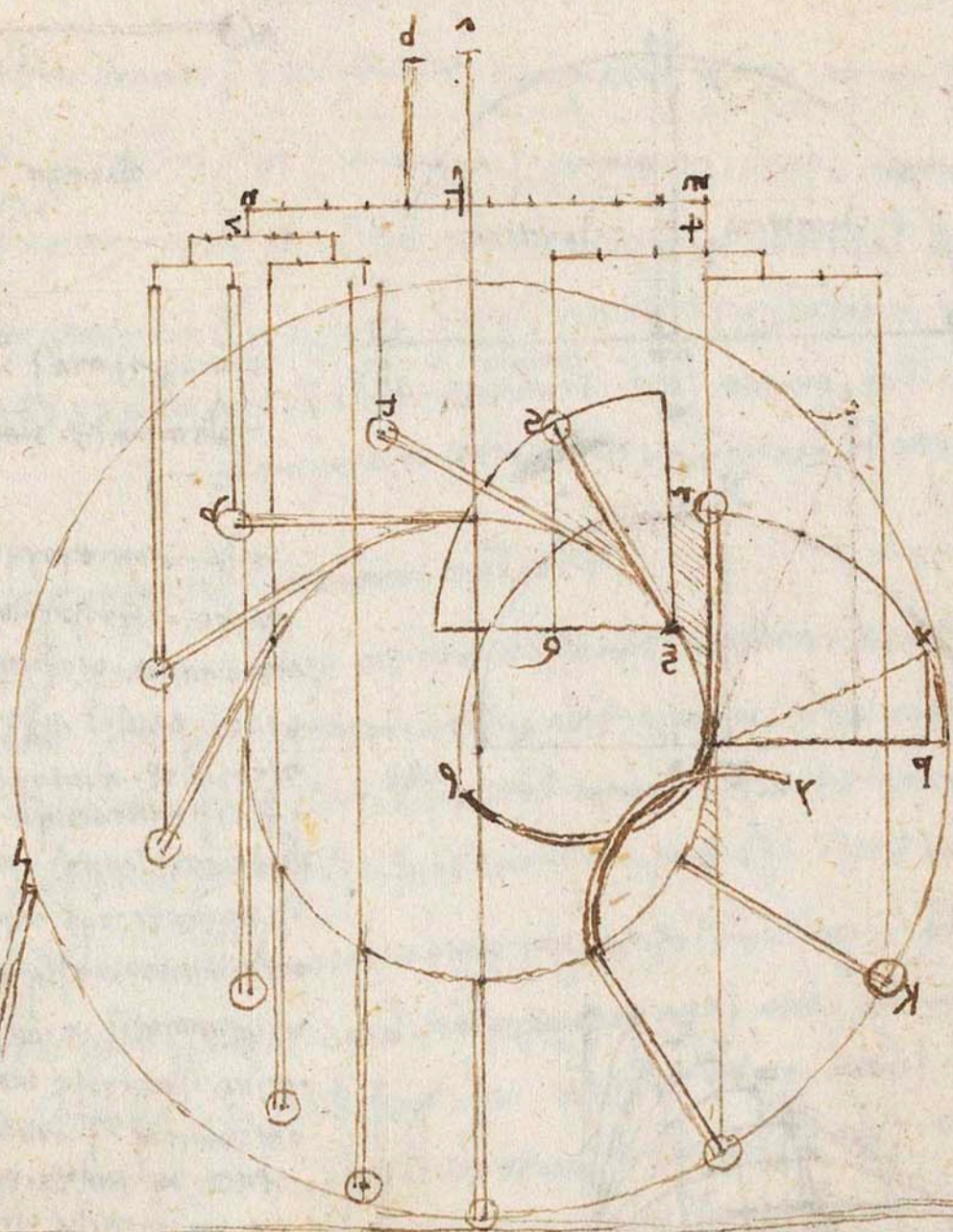


Handwritten text at the bottom left, continuing the mathematical or geometric discussion.

Handwritten text block at the top right, possibly a title or introductory text.

Main body of handwritten text on the right side of the page, providing detailed commentary or instructions related to the diagrams.

Handwritten text in a medieval script, likely Hebrew or Arabic, located on the left side of the page above the diagram.

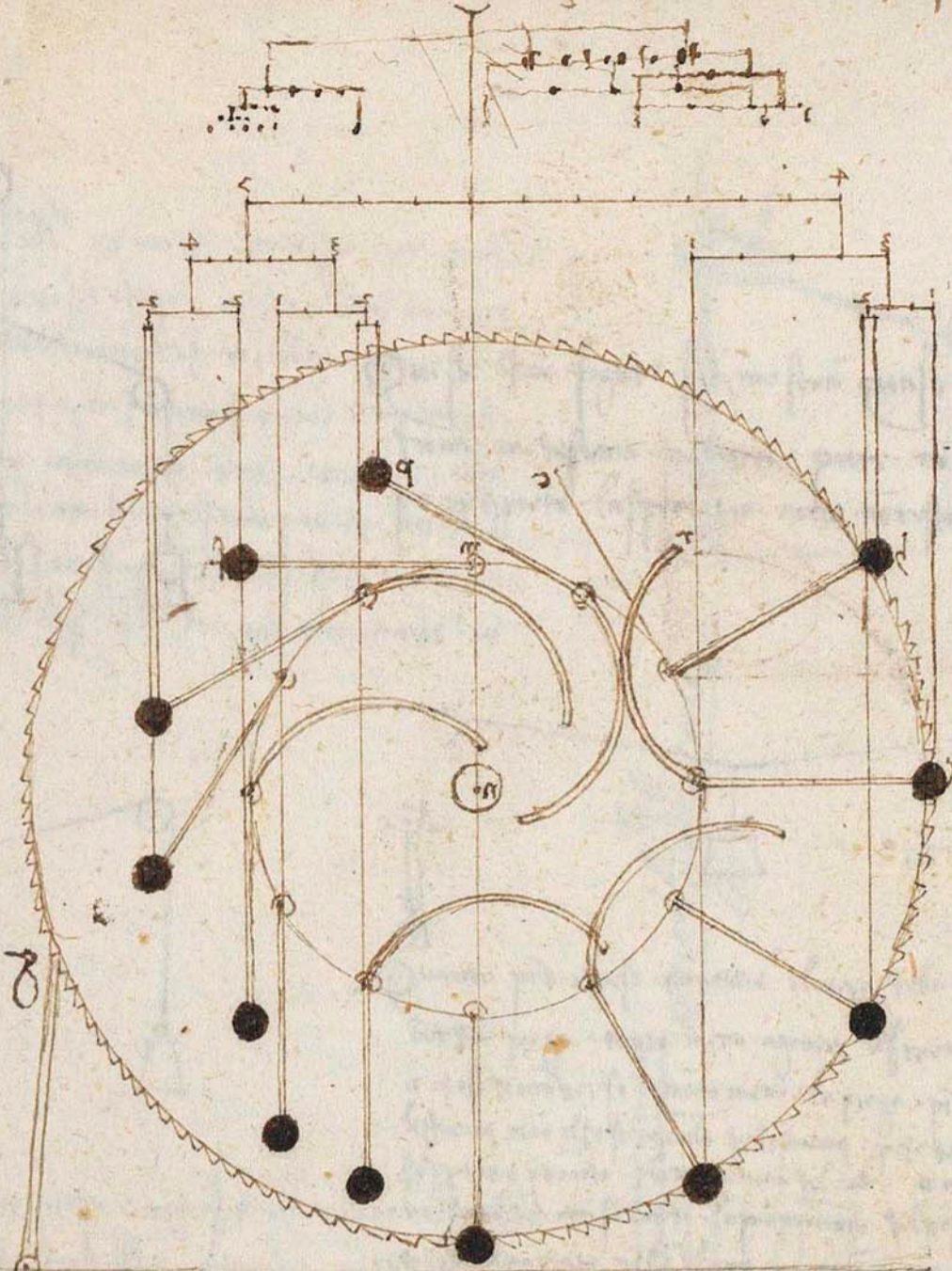


Vertical handwritten text on the left side of the page, below the first block of text.

Large block of handwritten text in the middle of the page, below the diagram.

Another large block of handwritten text, positioned below the middle block.

Final block of handwritten text at the bottom of the page, including a circled number '11'.



Handwritten text on the left side of the page, written in a medieval script. It appears to be a commentary or explanation related to the diagram. The text is arranged in several lines, with some words in red ink (rubrication). The script is dense and difficult to read without specialized knowledge of the language.

Handwritten text block located below the diagram, continuing the commentary or explanation. It is written in the same medieval script as the text on the left.

Another block of handwritten text, positioned below the previous one, further elaborating on the diagram's content.

A single line of handwritten text, possibly a section header or a specific note related to the diagram.

A large block of handwritten text at the bottom of the page, providing a detailed conclusion or summary of the diagram's meaning. The text is written in the same medieval script and includes some red ink.

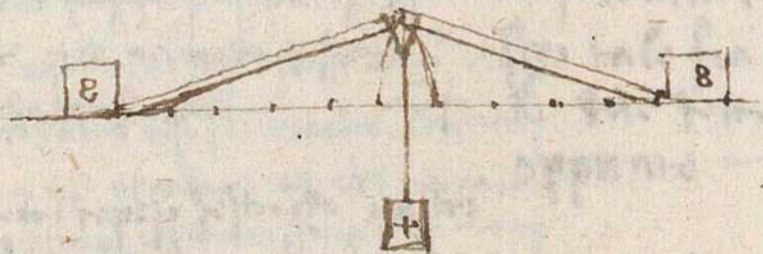

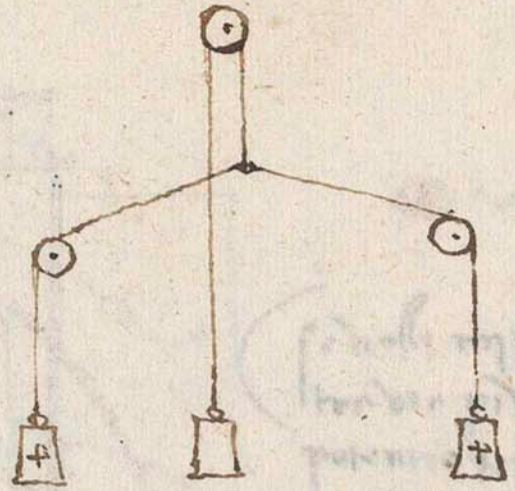
Handwritten text in a cursive script, likely a description of the mechanical systems shown on the page.



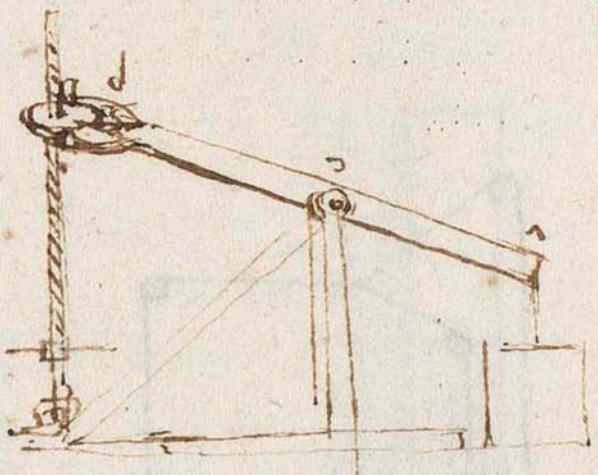
Handwritten text describing the mechanics of the pulley system, including terms for force and weight.

Handwritten text, possibly a title or a specific section heading for the diagrams below.

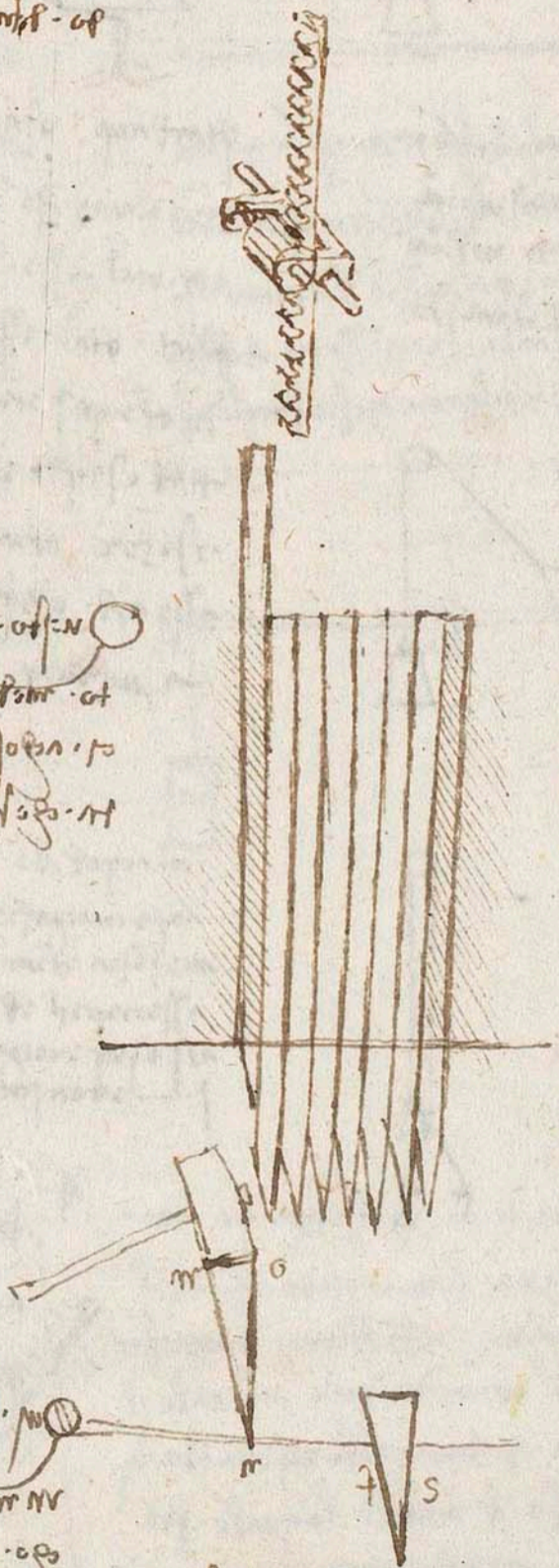
Handwritten text, likely a detailed explanation or calculation related to the mechanical diagrams.



1. 2. 3. 4. 5. 6. 7. 8. 9. 10. 11. 12. 13. 14. 15. 16. 17. 18. 19. 20. 21. 22. 23. 24. 25. 26. 27. 28. 29. 30. 31. 32. 33. 34. 35. 36. 37. 38. 39. 40. 41. 42. 43. 44. 45. 46. 47. 48. 49. 50. 51. 52. 53. 54. 55. 56. 57. 58. 59. 60. 61. 62. 63. 64. 65. 66. 67. 68. 69. 70. 71. 72. 73. 74. 75. 76. 77. 78. 79. 80. 81. 82. 83. 84. 85. 86. 87. 88. 89. 90. 91. 92. 93. 94. 95. 96. 97. 98. 99. 100.



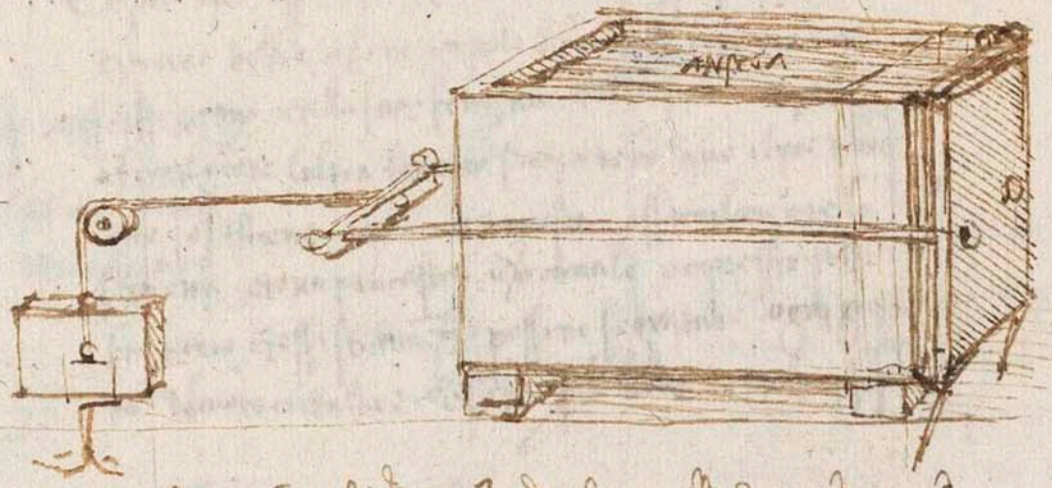
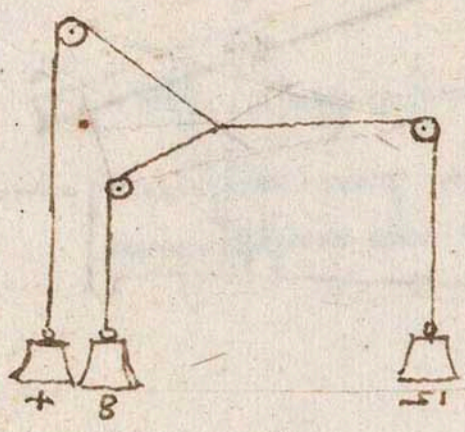
1. 2. 3. 4. 5. 6. 7. 8. 9. 10. 11. 12. 13. 14. 15. 16. 17. 18. 19. 20. 21. 22. 23. 24. 25. 26. 27. 28. 29. 30. 31. 32. 33. 34. 35. 36. 37. 38. 39. 40. 41. 42. 43. 44. 45. 46. 47. 48. 49. 50. 51. 52. 53. 54. 55. 56. 57. 58. 59. 60. 61. 62. 63. 64. 65. 66. 67. 68. 69. 70. 71. 72. 73. 74. 75. 76. 77. 78. 79. 80. 81. 82. 83. 84. 85. 86. 87. 88. 89. 90. 91. 92. 93. 94. 95. 96. 97. 98. 99. 100.



1. 2. 3. 4. 5. 6. 7. 8. 9. 10. 11. 12. 13. 14. 15. 16. 17. 18. 19. 20. 21. 22. 23. 24. 25. 26. 27. 28. 29. 30. 31. 32. 33. 34. 35. 36. 37. 38. 39. 40. 41. 42. 43. 44. 45. 46. 47. 48. 49. 50. 51. 52. 53. 54. 55. 56. 57. 58. 59. 60. 61. 62. 63. 64. 65. 66. 67. 68. 69. 70. 71. 72. 73. 74. 75. 76. 77. 78. 79. 80. 81. 82. 83. 84. 85. 86. 87. 88. 89. 90. 91. 92. 93. 94. 95. 96. 97. 98. 99. 100.

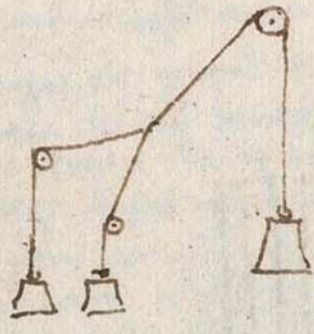
1. 2. 3. 4. 5. 6. 7. 8. 9. 10. 11. 12. 13. 14. 15. 16. 17. 18. 19. 20. 21. 22. 23. 24. 25. 26. 27. 28. 29. 30. 31. 32. 33. 34. 35. 36. 37. 38. 39. 40. 41. 42. 43. 44. 45. 46. 47. 48. 49. 50. 51. 52. 53. 54. 55. 56. 57. 58. 59. 60. 61. 62. 63. 64. 65. 66. 67. 68. 69. 70. 71. 72. 73. 74. 75. 76. 77. 78. 79. 80. 81. 82. 83. 84. 85. 86. 87. 88. 89. 90. 91. 92. 93. 94. 95. 96. 97. 98. 99. 100.

Handwritten notes in the top right corner, including a small diagram of a circular arrangement of points.


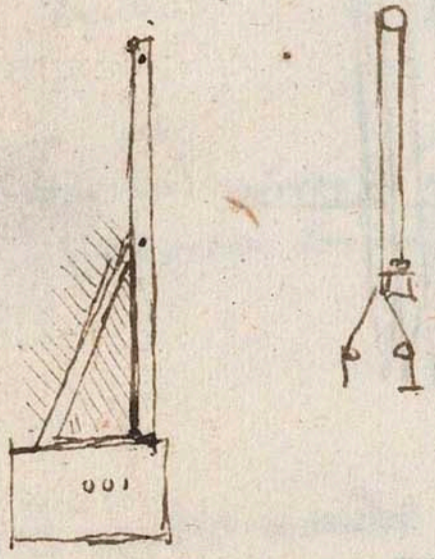



Handwritten text in the middle left section, likely describing the pulley system above.

Main block of handwritten text in the middle right section, providing detailed descriptions of the mechanical systems.



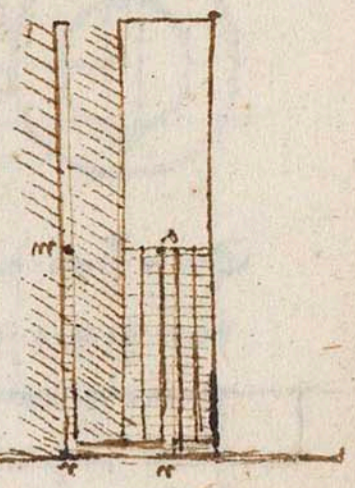
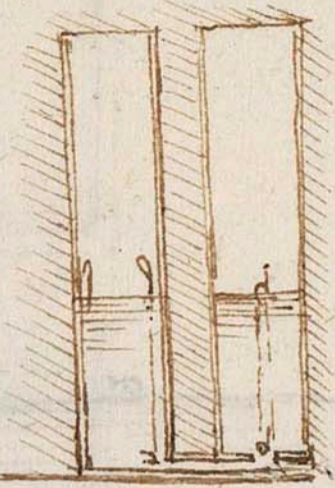
Block of handwritten text in the lower middle section, possibly describing the vertical mechanisms shown below.



Handwritten text in the bottom left corner, likely related to the vertical mechanism diagram.

Final block of handwritten text in the bottom right section, concluding the descriptions.

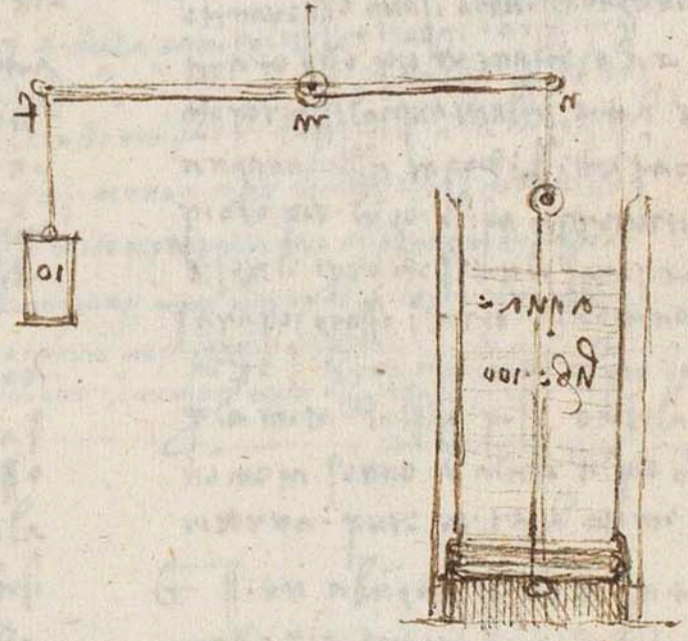
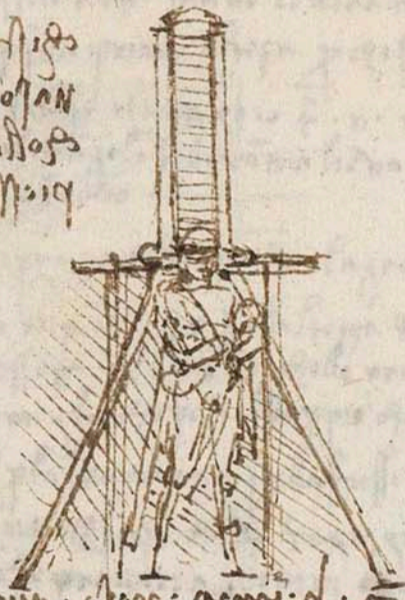




Handwritten text in a cursive script, likely describing the mechanical details of the structure shown in the drawing above.

Handwritten text in a cursive script, likely describing the mechanical details of the structure shown in the drawing above.

Handwritten text in a cursive script, positioned to the left of the central diagram.

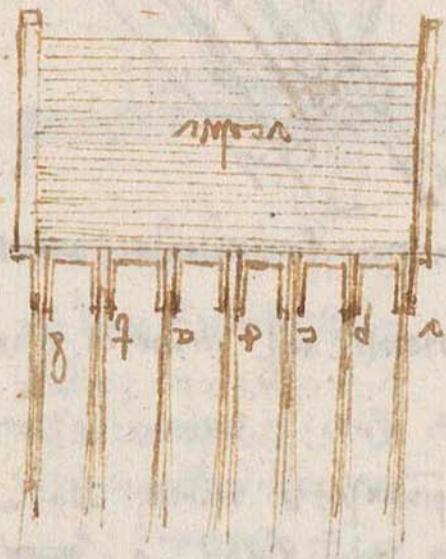
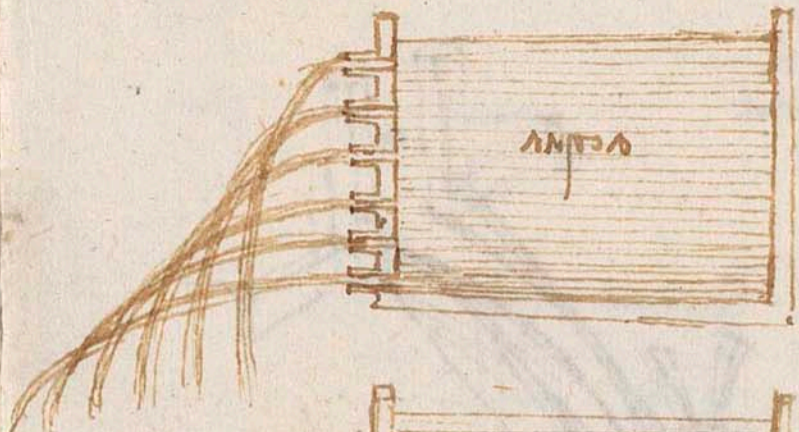


Handwritten text in a cursive script, located at the bottom left of the page.


Handwritten text in a cursive script, located at the bottom right of the page.



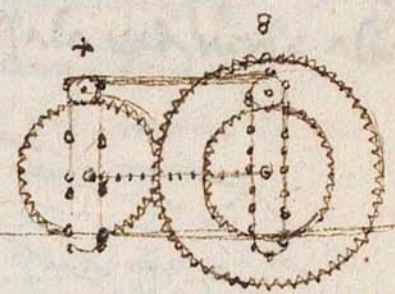
Handwritten text at the top of the page, likely a title or introductory note.



Handwritten text below the second diagram, possibly describing its function.



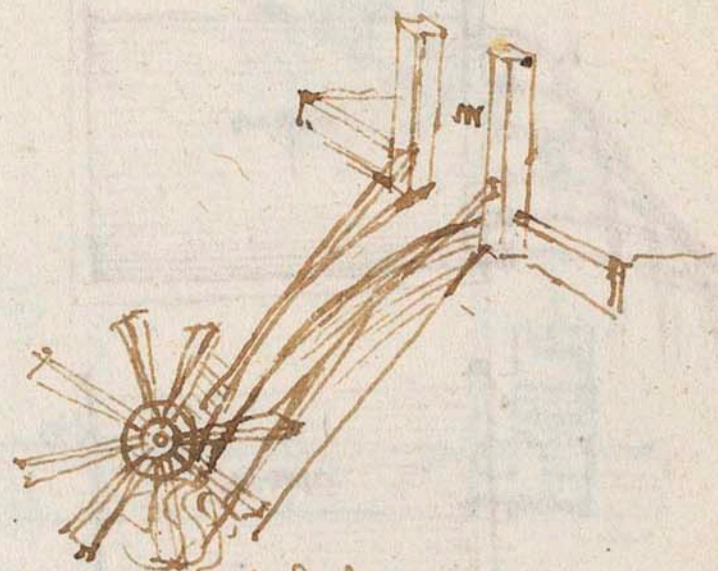
Handwritten text below the third diagram, possibly describing its function.



Main body of handwritten text on the right side of the page, providing detailed descriptions or instructions.



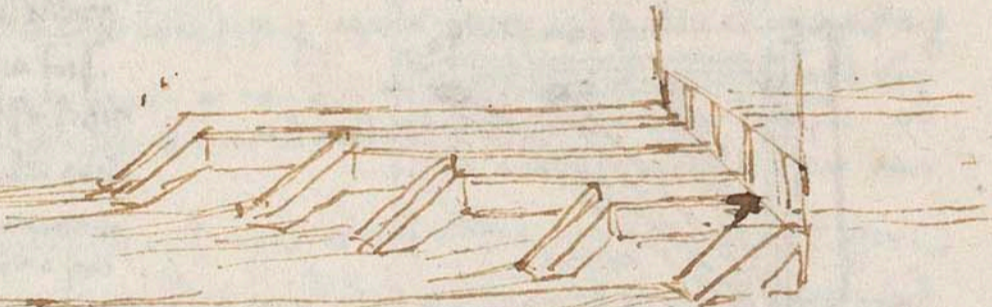
Handwritten text at the top left, possibly a title or introductory note, written in a cursive script.



Large block of handwritten text in the middle of the page, likely a detailed description or explanation of the mechanical devices shown in the diagrams above.



Handwritten text located to the left of the middle diagram, possibly a label or a specific note related to that diagram.




Handwritten text in the lower middle section of the page, continuing the technical or descriptive content.

A short line of handwritten text, possibly a section header or a specific label.

Vertical column of handwritten text on the far left side of the page, possibly a list or a series of notes.

Large block of handwritten text at the bottom of the page, likely the concluding part of the technical or descriptive text.

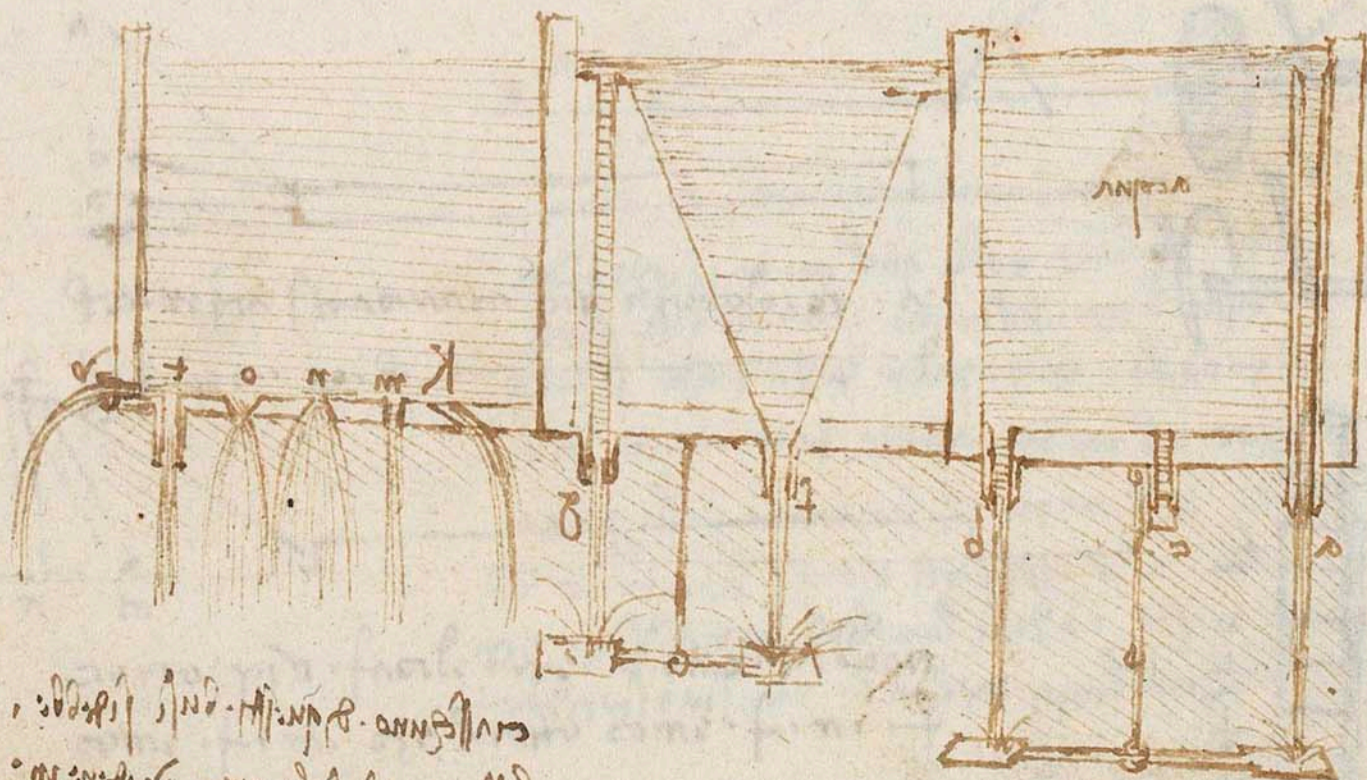
Handwritten text at the top of the page, likely a title or introductory notes, written in a cursive script.



Handwritten text block located below the first diagram, providing a description or explanation of the device.

Multiple lines of handwritten text arranged in a column on the right side of the page, possibly serving as a list or detailed notes.

A short section of handwritten text located below the main column of text on the right side.




Handwritten text block located below the large diagram on the left side, likely describing its parts or function.

Handwritten text block located below the large diagram on the right side, continuing the description or providing additional details.


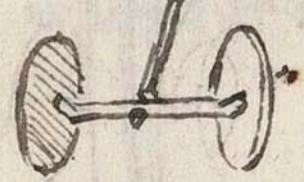

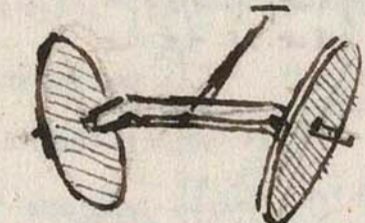
Handwritten text in a cursive script, likely a technical or scientific treatise, located in the upper left quadrant of the page.

Handwritten text in a cursive script, located in the upper right quadrant of the page.




Handwritten text in a cursive script, located in the middle right section of the page.

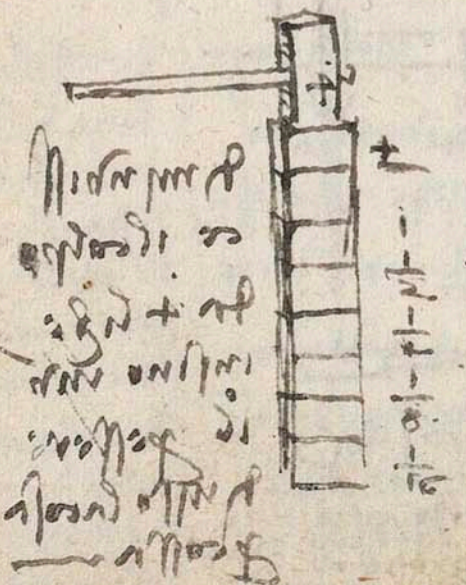
Handwritten text in a cursive script, located in the lower middle right section of the page.

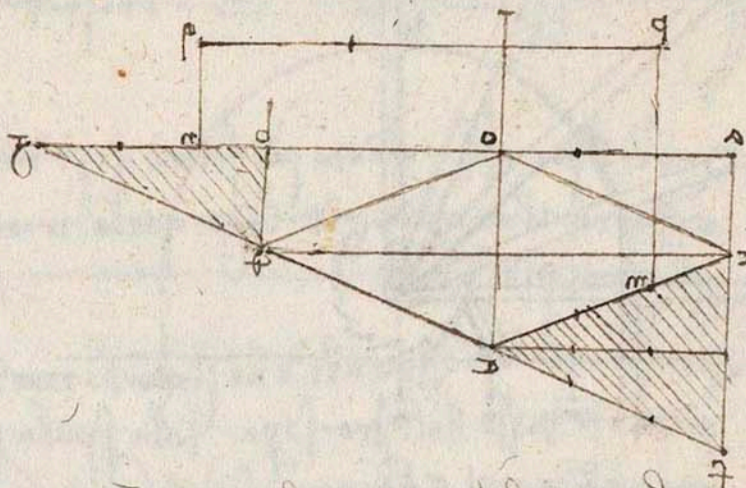


Handwritten text in a cursive script, located below the diagram of the horizontal beam.




Handwritten text in a cursive script, located below the diagram of the truss structure.





Handwritten text in Hebrew script, likely a description or explanation of the diagram above.

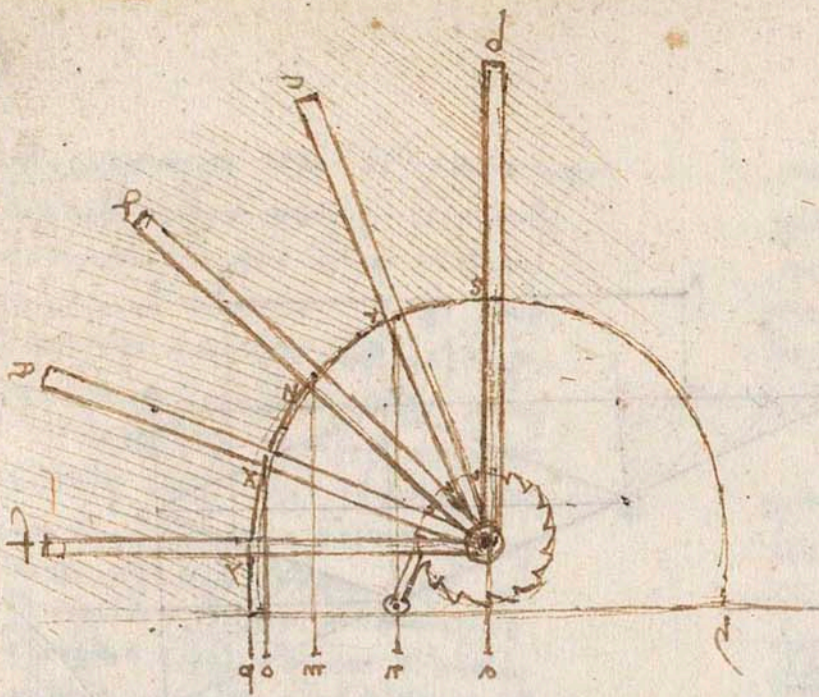
Handwritten text in Hebrew script, continuing the explanation or providing further details related to the diagrams.



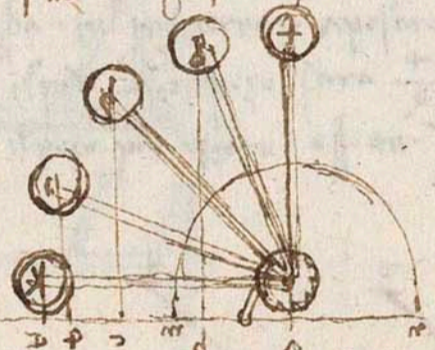
Handwritten text in Hebrew script, providing a detailed explanation or derivation for the diagram above.



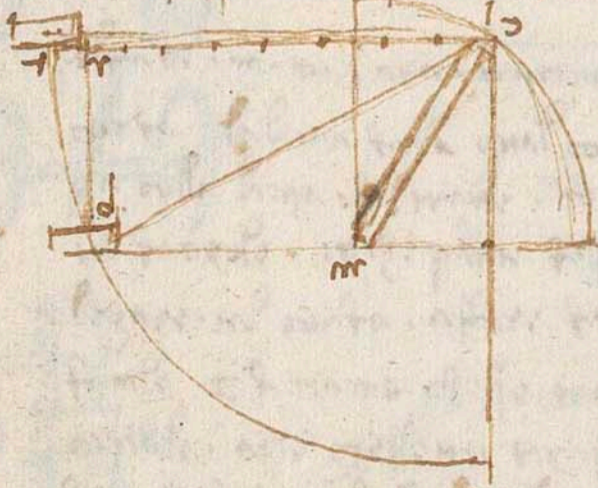
Handwritten text in Hebrew script, providing a detailed explanation or derivation for the diagram above.



Handwritten text in a cursive script, likely describing the geometry or mechanics of the diagram above. The text is oriented vertically on the page.

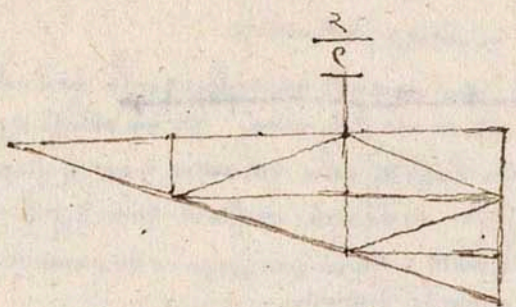


Handwritten text in a cursive script, likely describing the geometry or mechanics of the diagram above.

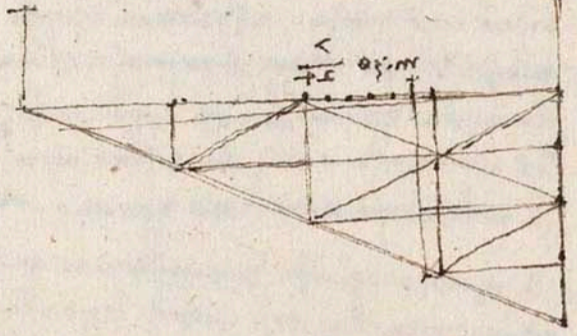


Handwritten text in a cursive script, likely describing the geometry or mechanics of the diagram above.

Handwritten text in a cursive script, likely describing the geometry or mechanics of the diagram above.



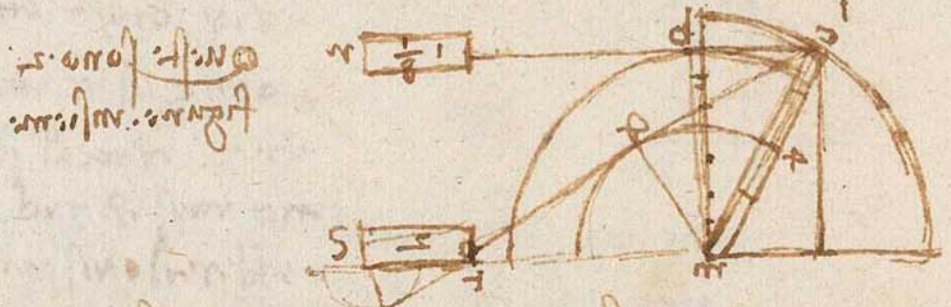
Handwritten text in a cursive script, likely describing the geometry or mechanics of the diagram above.



Handwritten text in a cursive script, likely describing the geometry or mechanics of the diagram above.



Handwritten text in a cursive script, likely describing the geometry or mechanics of the diagram above.




Handwritten text in a cursive script, likely describing the geometry or mechanics of the diagram above.



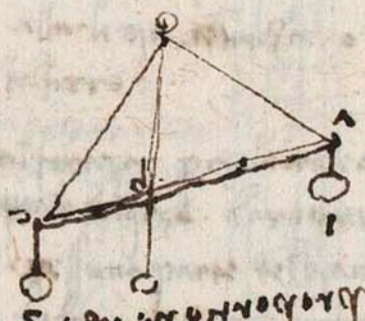


Handwritten text in a historical script, likely describing the mechanics of the beam and arrow diagram above.

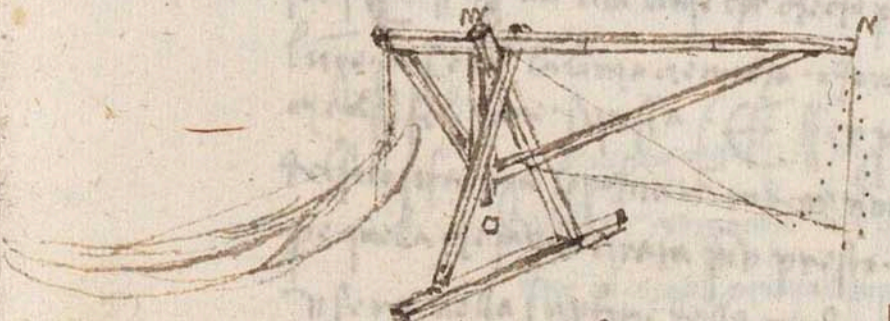
Second paragraph of handwritten text, continuing the technical explanation.



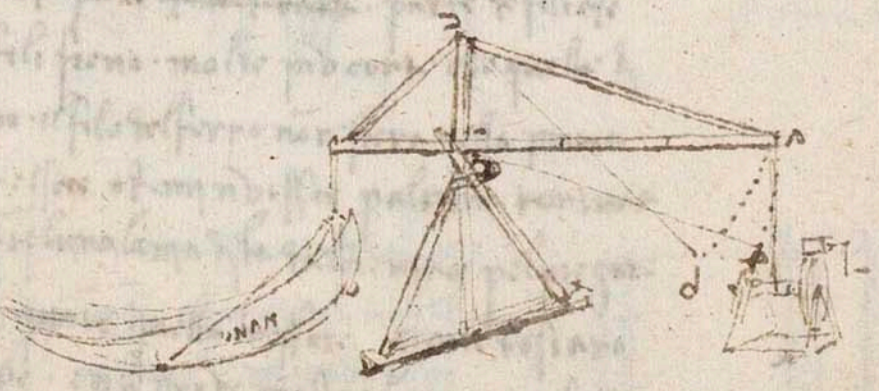
Handwritten text located below the trajectory diagram.



Handwritten text describing the mechanical linkage diagram.



Handwritten text describing the crane-like mechanism.




Handwritten text describing the second complex mechanical structure.

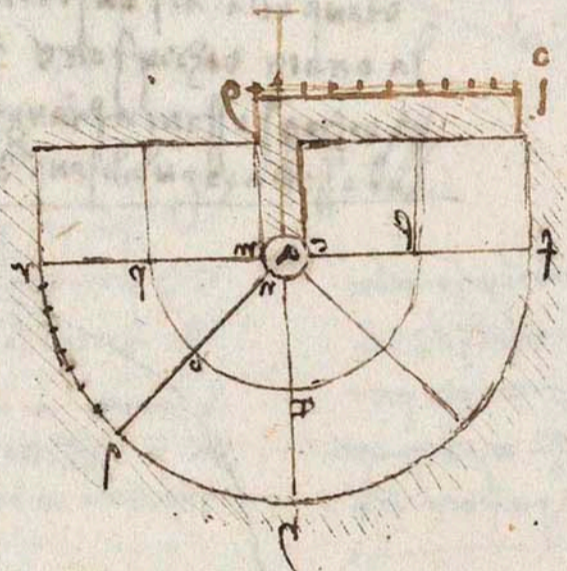
Handwritten text at the top of the page, likely a title or introductory paragraph.



Second line of handwritten text, continuing the document's content.



Large block of handwritten text on the left side, possibly a detailed description or list.



Text block below the circular diagram, continuing the technical or descriptive text.

Text block below the previous one, further detailing the subject matter.

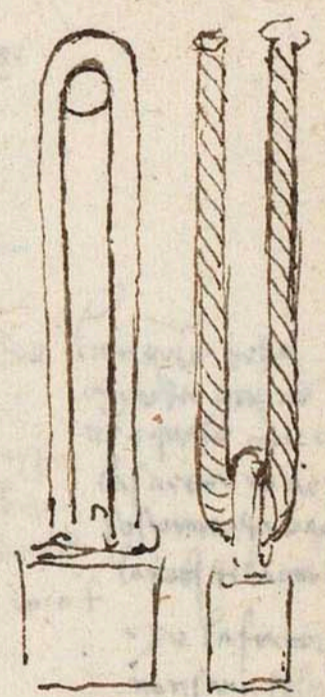
Final large block of handwritten text at the bottom of the page.

Handwritten text in a cursive script, likely a technical description of a device or mechanism.



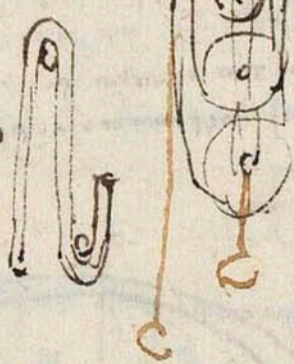
Second block of handwritten text, continuing the technical description.

Third block of handwritten text, possibly describing a different component or assembly.

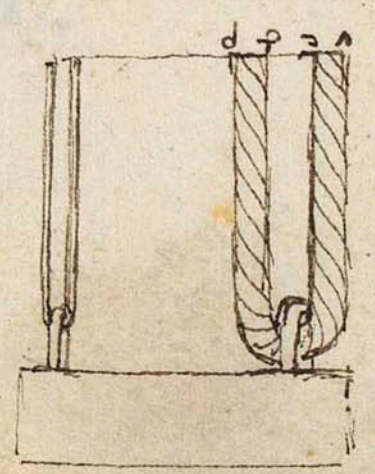



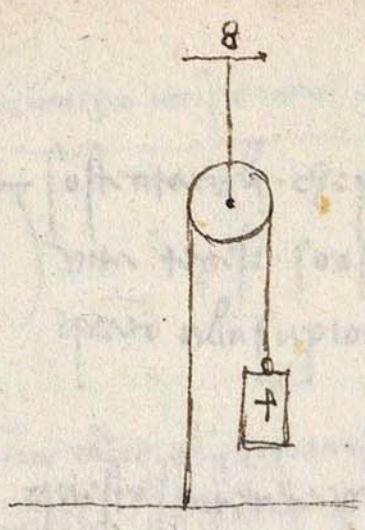
Fourth block of handwritten text, providing further technical details.

Fifth block of handwritten text, likely a concluding note or reference.



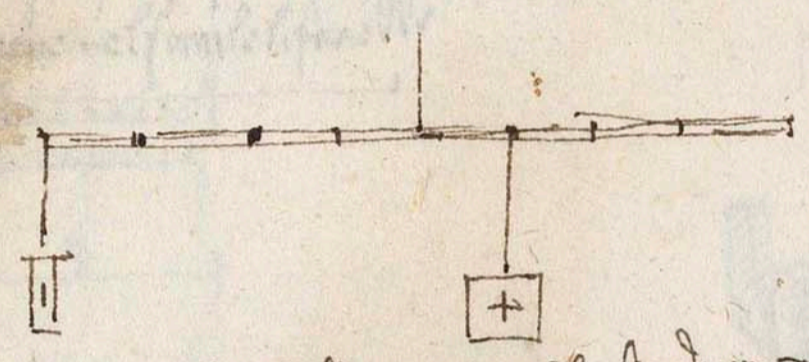
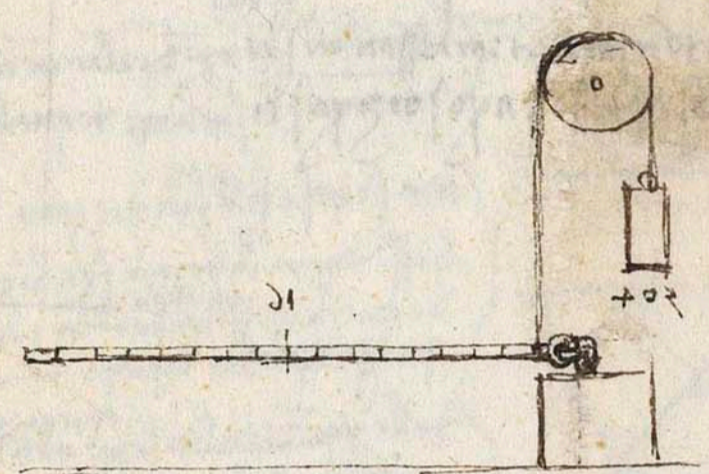
Sixth block of handwritten text, the final paragraph on the page.





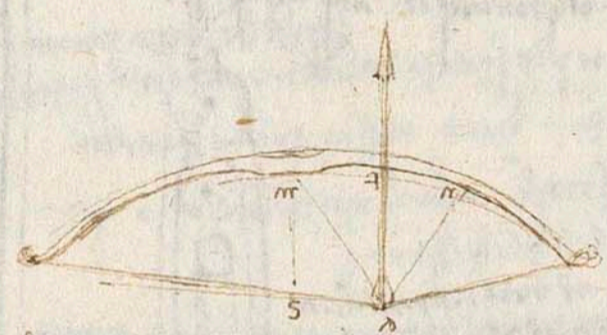
אשר יבין כי זהו סוד המצוינות והוא  
הוא המצוינות והוא המצוינות והוא המצוינות

8  
488



אשר יבין כי זהו סוד המצוינות והוא  
הוא המצוינות והוא המצוינות והוא המצוינות


אשר יבין כי זהו סוד המצוינות והוא  
הוא המצוינות והוא המצוינות והוא המצוינות

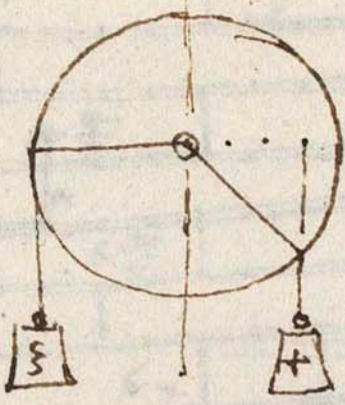


אשר יבין כי זהו סוד המצוינות והוא  
הוא המצוינות והוא המצוינות והוא המצוינות



אשר יבין כי זהו סוד המצוינות והוא  
הוא המצוינות והוא המצוינות והוא המצוינות  
אשר יבין כי זהו סוד המצוינות והוא  
הוא המצוינות והוא המצוינות והוא המצוינות



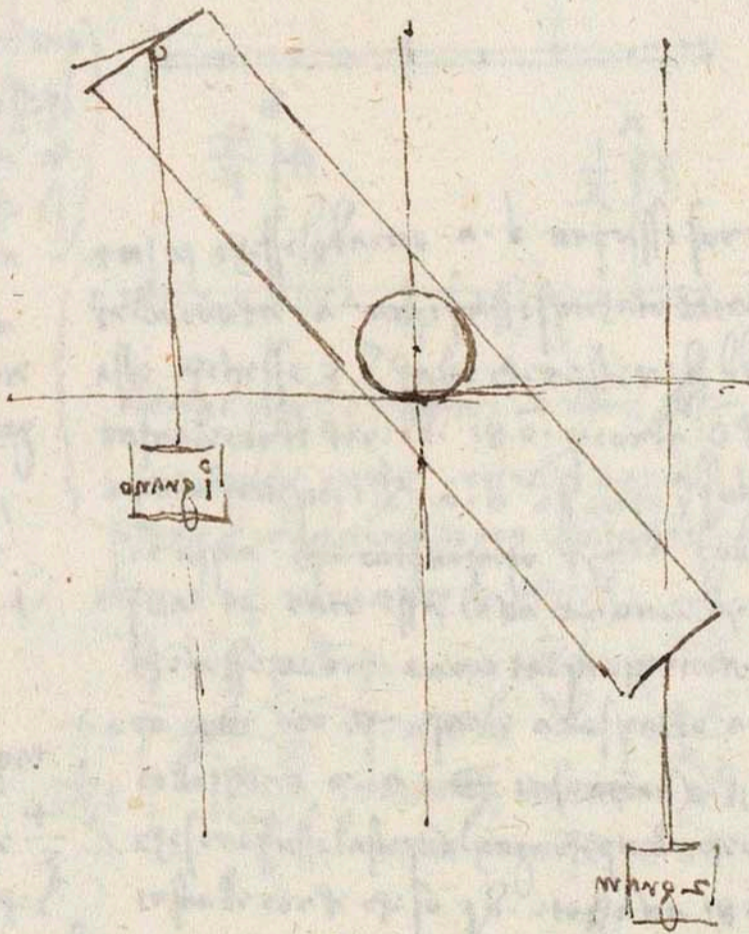


...  
 ...  
 ...  
 ...  
 ...  
 ...

...  
 ...  
 ...  
 ...  
 ...  
 ...


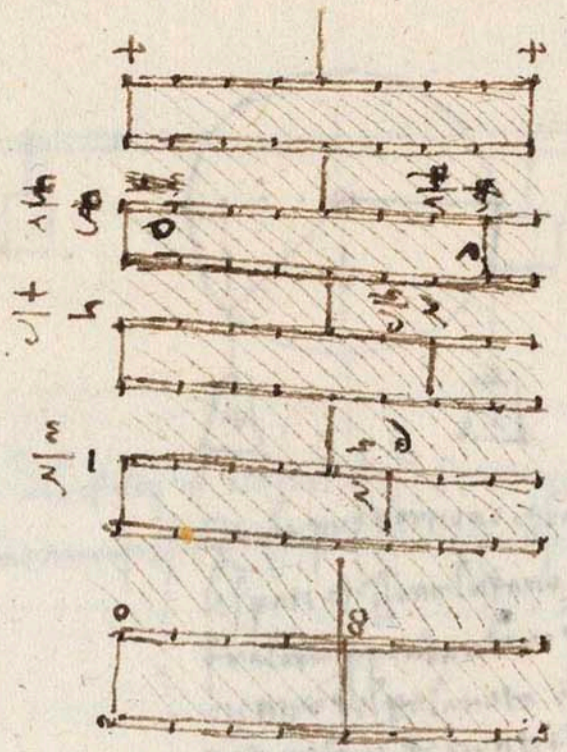


...  
 ...  
 ...  
 ...  
 ...  
 ...



...  
 ...  
 ...

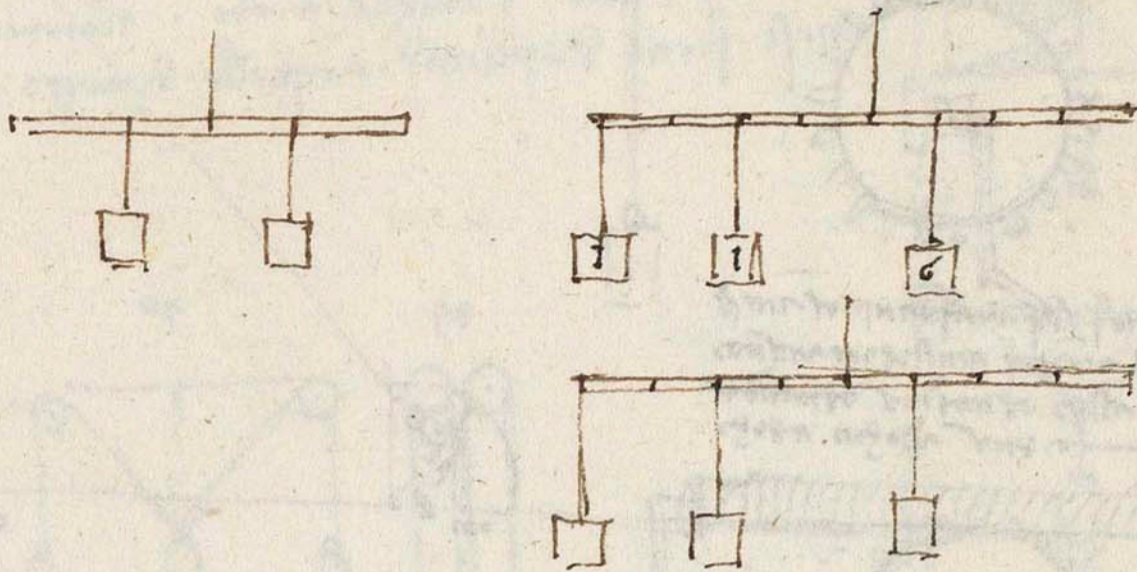
1.  $\frac{1}{2} \cdot \frac{1}{2} = \frac{1}{4}$   
 2.  $\frac{1}{2} \cdot \frac{1}{3} = \frac{1}{6}$   
 3.  $\frac{1}{3} \cdot \frac{1}{3} = \frac{1}{9}$   
 4.  $\frac{1}{2} \cdot \frac{1}{4} = \frac{1}{8}$   
 5.  $\frac{1}{3} \cdot \frac{1}{4} = \frac{1}{12}$   
 6.  $\frac{1}{4} \cdot \frac{1}{4} = \frac{1}{16}$   
 7.  $\frac{1}{2} \cdot \frac{1}{5} = \frac{1}{10}$   
 8.  $\frac{1}{3} \cdot \frac{1}{5} = \frac{1}{15}$   
 9.  $\frac{1}{4} \cdot \frac{1}{5} = \frac{1}{20}$   
 10.  $\frac{1}{2} \cdot \frac{1}{6} = \frac{1}{12}$   
 11.  $\frac{1}{3} \cdot \frac{1}{6} = \frac{1}{18}$   
 12.  $\frac{1}{4} \cdot \frac{1}{6} = \frac{1}{24}$




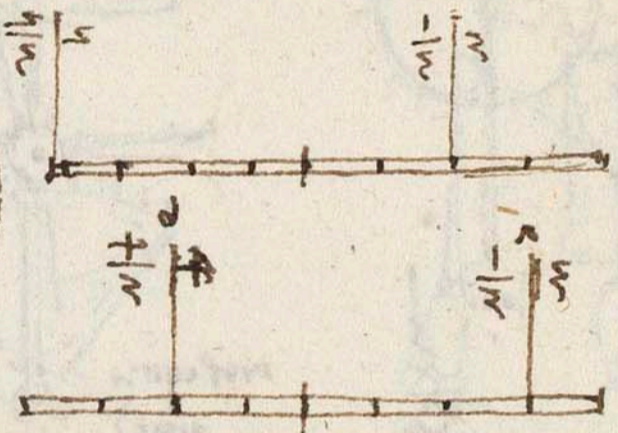
1.  $\frac{1}{2} \cdot \frac{1}{2} = \frac{1}{4}$   
 2.  $\frac{1}{2} \cdot \frac{1}{3} = \frac{1}{6}$   
 3.  $\frac{1}{3} \cdot \frac{1}{3} = \frac{1}{9}$   
 4.  $\frac{1}{2} \cdot \frac{1}{4} = \frac{1}{8}$   
 5.  $\frac{1}{3} \cdot \frac{1}{4} = \frac{1}{12}$   
 6.  $\frac{1}{4} \cdot \frac{1}{4} = \frac{1}{16}$   
 7.  $\frac{1}{2} \cdot \frac{1}{5} = \frac{1}{10}$   
 8.  $\frac{1}{3} \cdot \frac{1}{5} = \frac{1}{15}$   
 9.  $\frac{1}{4} \cdot \frac{1}{5} = \frac{1}{20}$   
 10.  $\frac{1}{2} \cdot \frac{1}{6} = \frac{1}{12}$   
 11.  $\frac{1}{3} \cdot \frac{1}{6} = \frac{1}{18}$   
 12.  $\frac{1}{4} \cdot \frac{1}{6} = \frac{1}{24}$

1.  $\frac{1}{2} \cdot \frac{1}{2} = \frac{1}{4}$   
 2.  $\frac{1}{2} \cdot \frac{1}{3} = \frac{1}{6}$   
 3.  $\frac{1}{3} \cdot \frac{1}{3} = \frac{1}{9}$   
 4.  $\frac{1}{2} \cdot \frac{1}{4} = \frac{1}{8}$   
 5.  $\frac{1}{3} \cdot \frac{1}{4} = \frac{1}{12}$   
 6.  $\frac{1}{4} \cdot \frac{1}{4} = \frac{1}{16}$   
 7.  $\frac{1}{2} \cdot \frac{1}{5} = \frac{1}{10}$   
 8.  $\frac{1}{3} \cdot \frac{1}{5} = \frac{1}{15}$   
 9.  $\frac{1}{4} \cdot \frac{1}{5} = \frac{1}{20}$   
 10.  $\frac{1}{2} \cdot \frac{1}{6} = \frac{1}{12}$   
 11.  $\frac{1}{3} \cdot \frac{1}{6} = \frac{1}{18}$   
 12.  $\frac{1}{4} \cdot \frac{1}{6} = \frac{1}{24}$


Επισημάνει τα σημεία τα οποία είναι σημεία αλγεβρικών



Αντίθετα σημεία αλγεβρικών  
σημεία τα οποία είναι σημεία αλγεβρικών  
σημεία τα οποία είναι σημεία αλγεβρικών  
σημεία τα οποία είναι σημεία αλγεβρικών

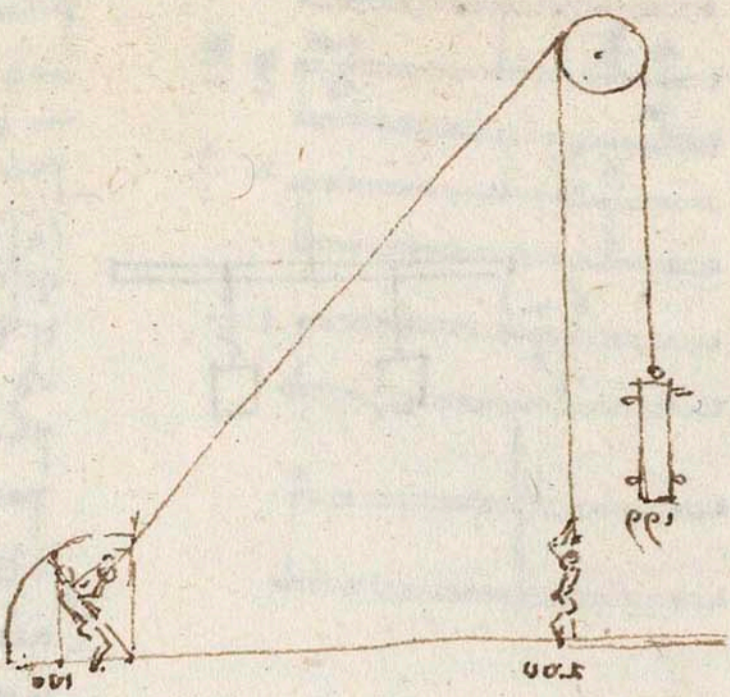
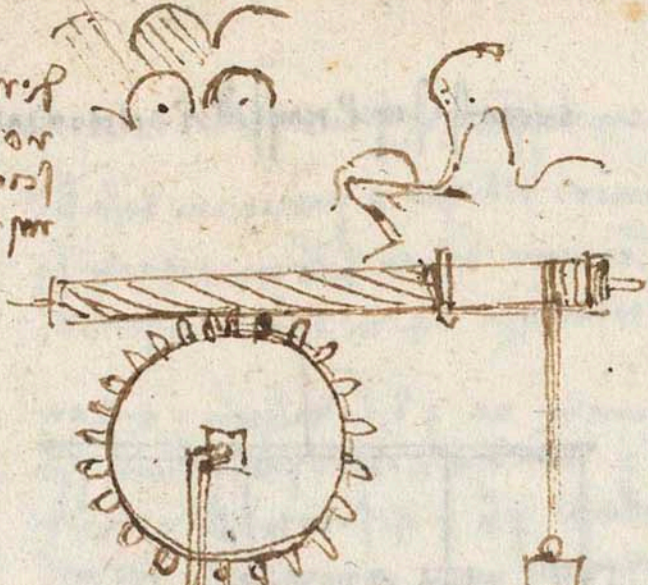


Αντίθετα σημεία αλγεβρικών  
σημεία τα οποία είναι σημεία αλγεβρικών  
σημεία τα οποία είναι σημεία αλγεβρικών  
σημεία τα οποία είναι σημεία αλγεβρικών  
σημεία τα οποία είναι σημεία αλγεβρικών  
σημεία τα οποία είναι σημεία αλγεβρικών  
σημεία τα οποία είναι σημεία αλγεβρικών  
σημεία τα οποία είναι σημεία αλγεβρικών

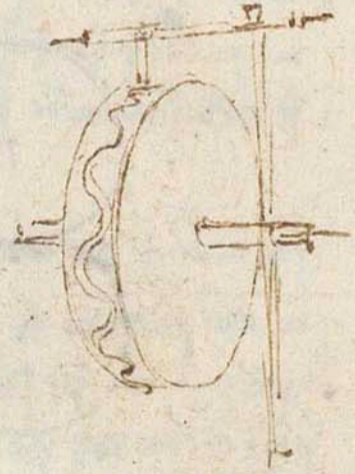
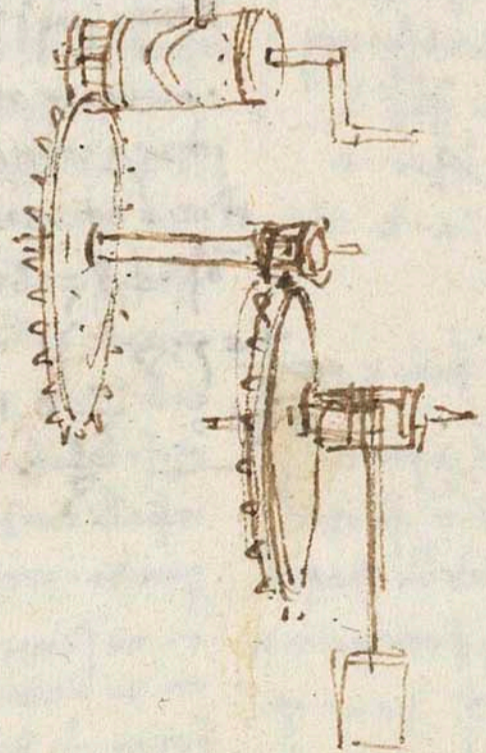
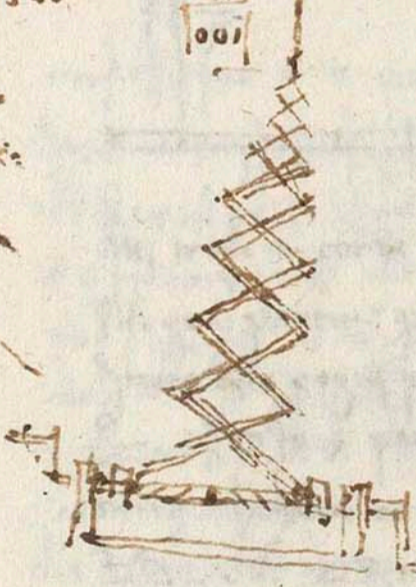
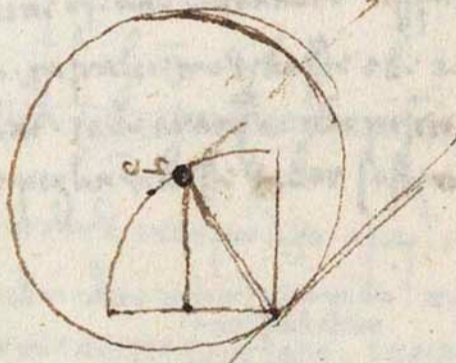
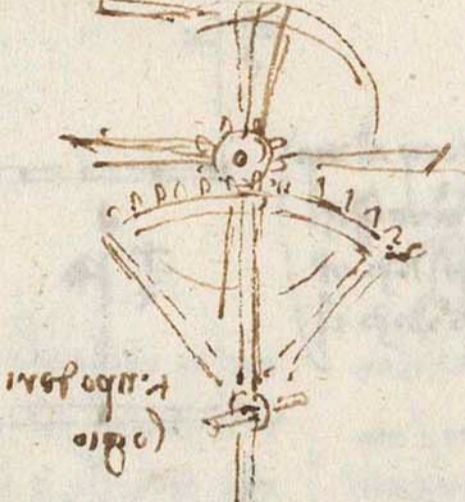
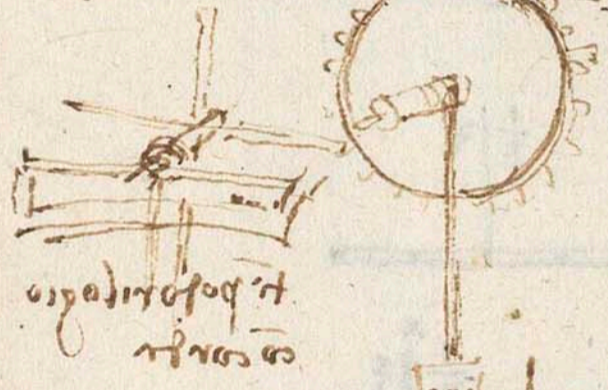
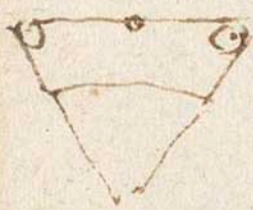


Αντίθετα σημεία αλγεβρικών  
σημεία τα οποία είναι σημεία αλγεβρικών  
σημεία τα οποία είναι σημεία αλγεβρικών  
σημεία τα οποία είναι σημεία αλγεβρικών  
σημεία τα οποία είναι σημεία αλγεβρικών

Handwritten text in Arabic script, likely a title or introductory note.



Handwritten text in Arabic script, describing the mechanism.

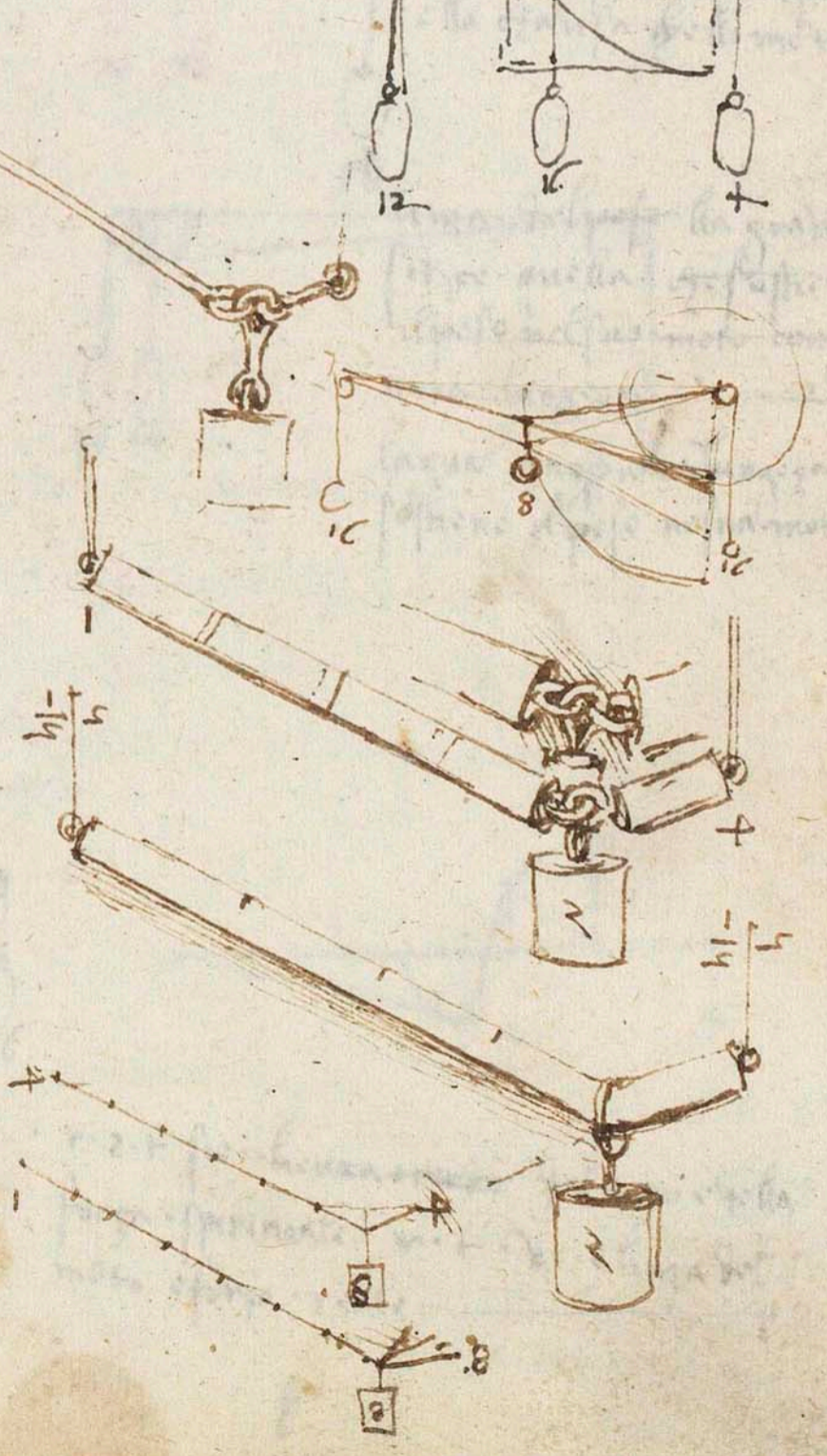
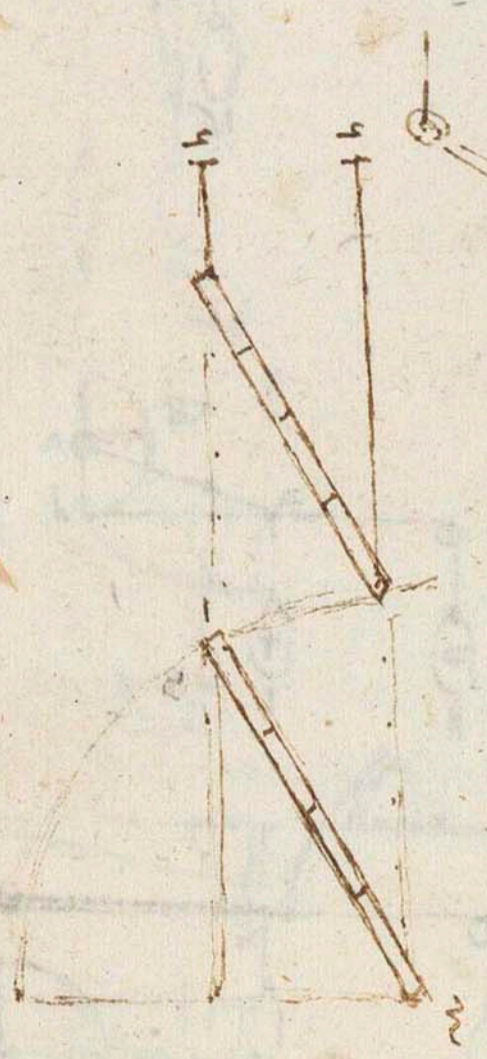
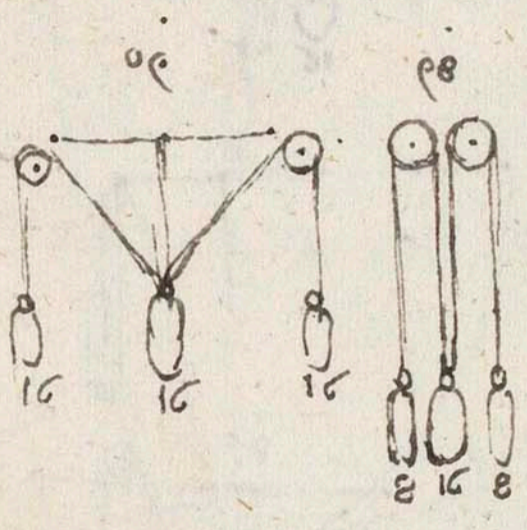
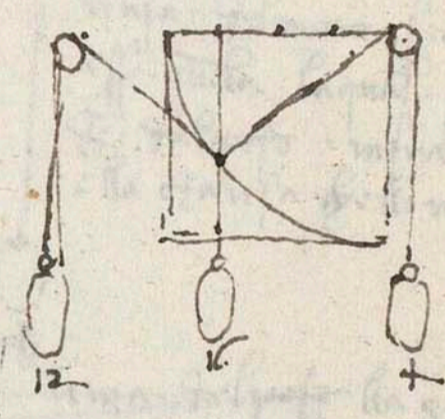
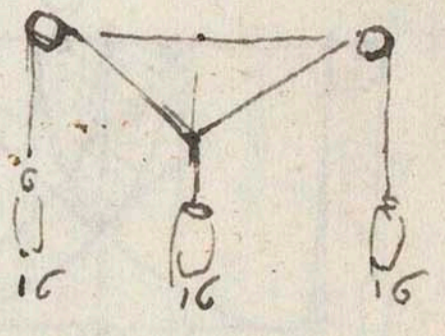
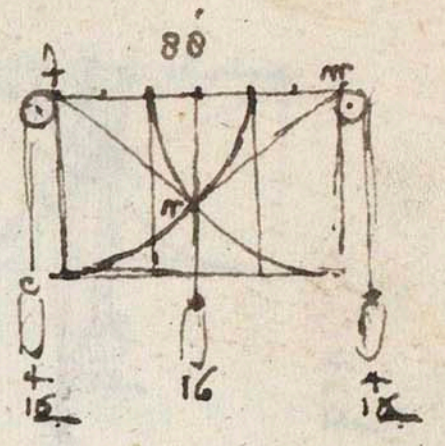


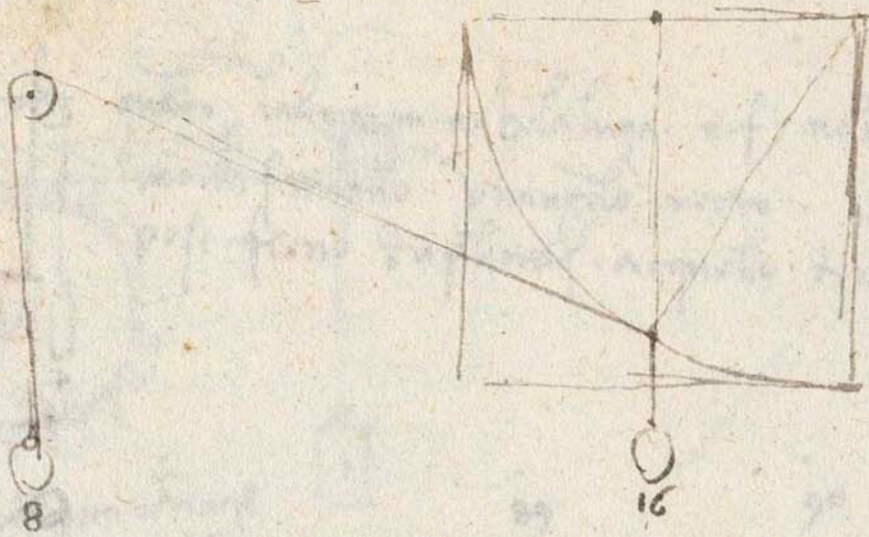
Large block of handwritten text in Arabic script, likely a detailed description or explanation of the mechanisms.





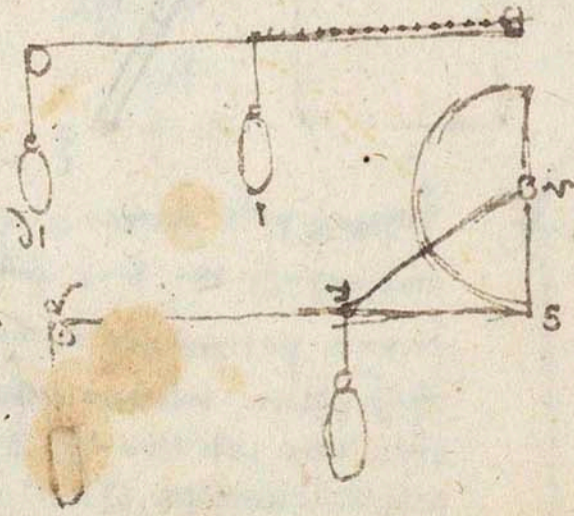
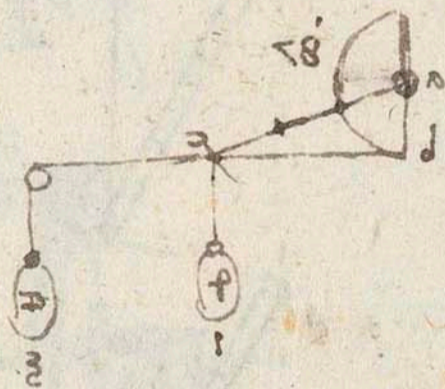
de la fuerza de los cables. y de la resistencia de los cables. y de la fuerza de los cables. y de la resistencia de los cables.





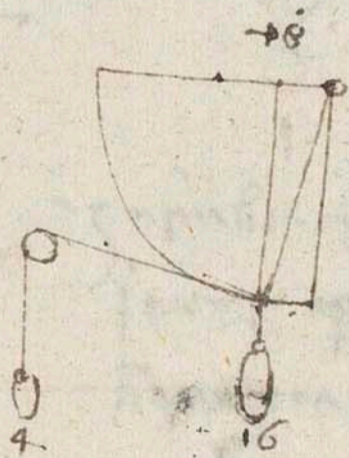
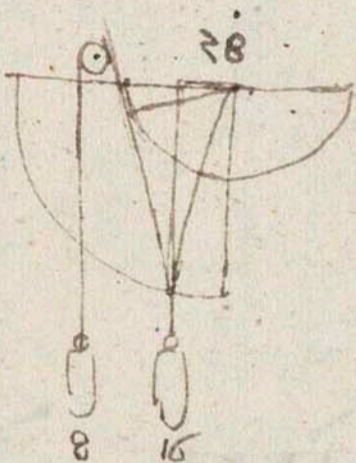
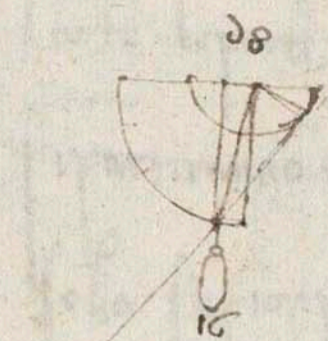


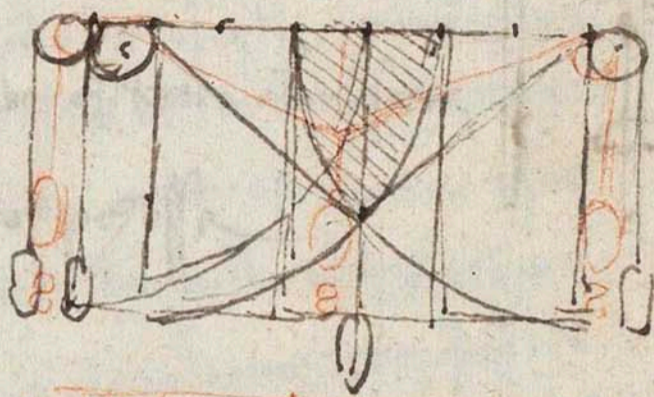
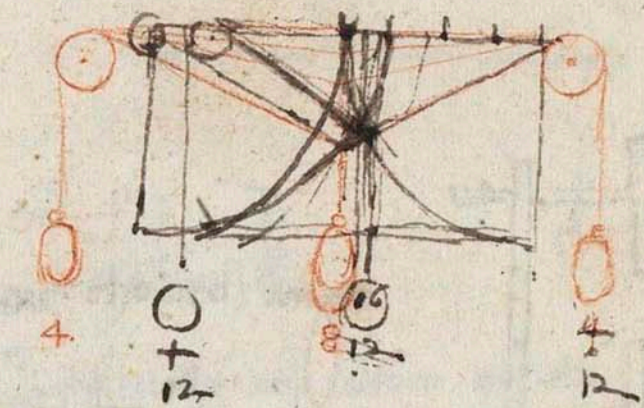
Handwritten text in a cursive script, likely a commentary on the diagram above. The text is written in a dark ink and is somewhat difficult to decipher due to the cursive style.

Another block of handwritten text in a cursive script, continuing the commentary or providing further details related to the diagrams.



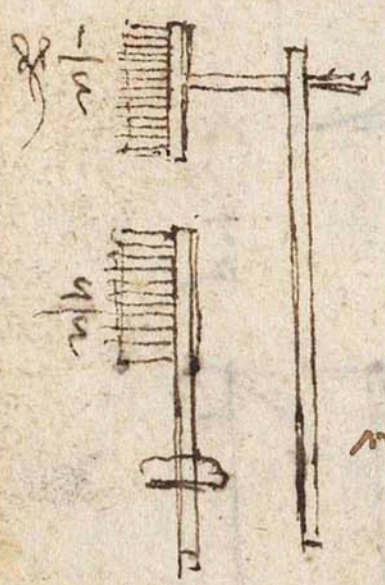
Handwritten text at the bottom of the page, possibly a summary or a final note related to the diagrams.

offen. abgem. art. - a


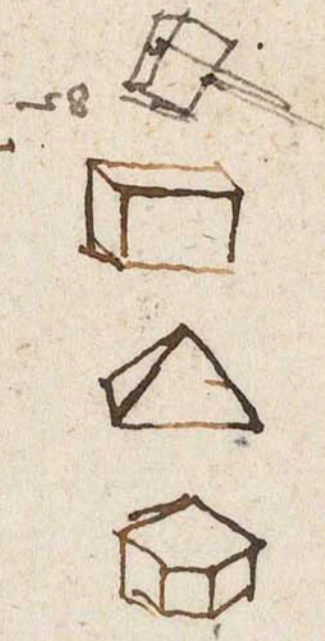


In vielen: fu. p. 110. 111. 112. 113. 114. 115. 116. 117. 118. 119. 120. 121. 122. 123. 124. 125. 126. 127. 128. 129. 130. 131. 132. 133. 134. 135. 136. 137. 138. 139. 140. 141. 142. 143. 144. 145. 146. 147. 148. 149. 150. 151. 152. 153. 154. 155. 156. 157. 158. 159. 160. 161. 162. 163. 164. 165. 166. 167. 168. 169. 170. 171. 172. 173. 174. 175. 176. 177. 178. 179. 180. 181. 182. 183. 184. 185. 186. 187. 188. 189. 190. 191. 192. 193. 194. 195. 196. 197. 198. 199. 200.

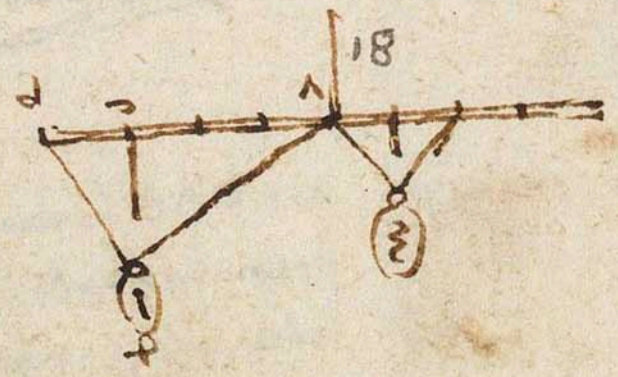




Handwritten text in a cursive script, likely describing the mechanical components shown in the diagrams. The text is arranged in several lines across the middle of the page.

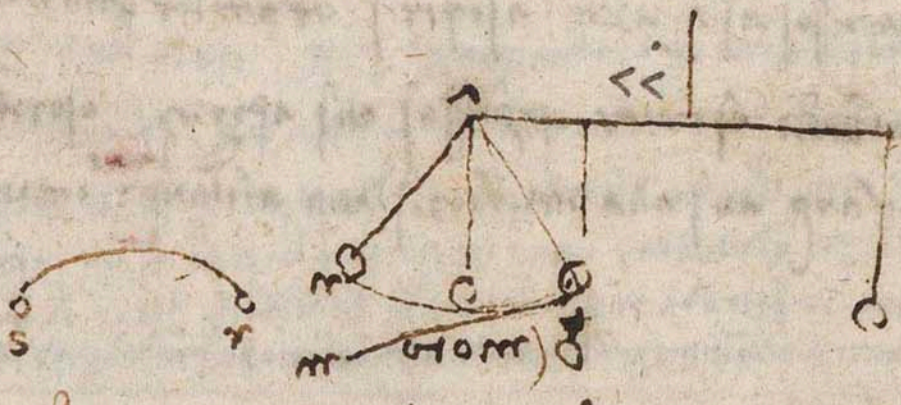
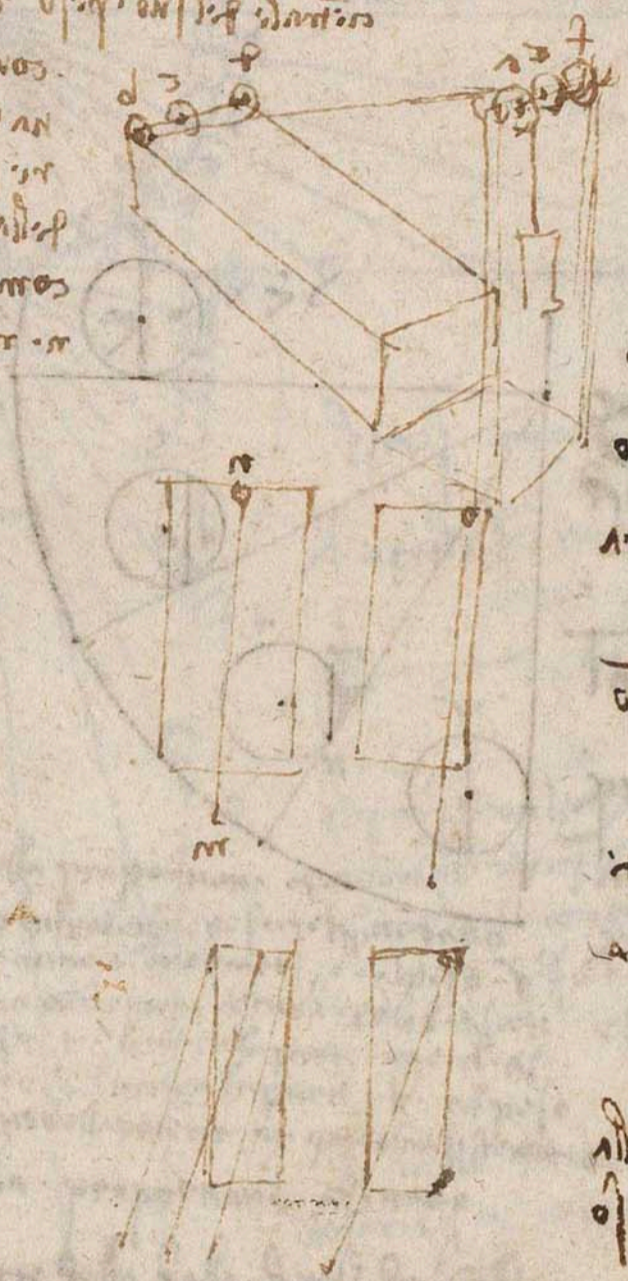


Handwritten text in a cursive script, continuing the description of the mechanical systems. The text is arranged in several lines below the diagrams.

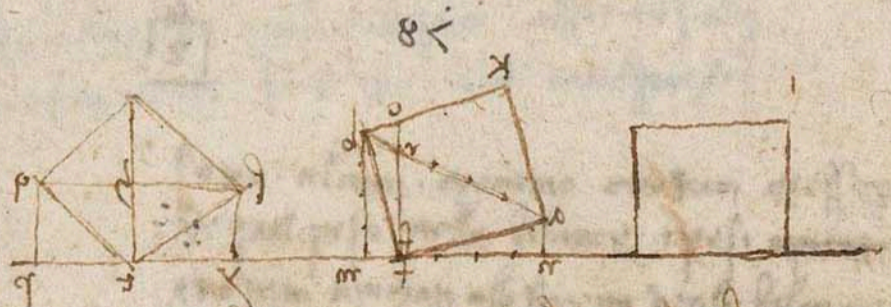
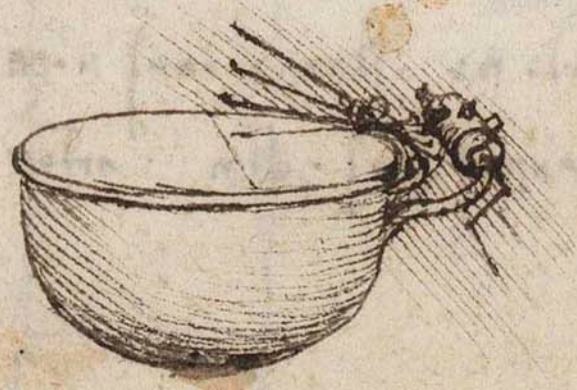


Handwritten text in a cursive script, located in the bottom left corner of the page.

Handwritten text in a cursive script, likely a description of the mechanical device shown in the diagrams.



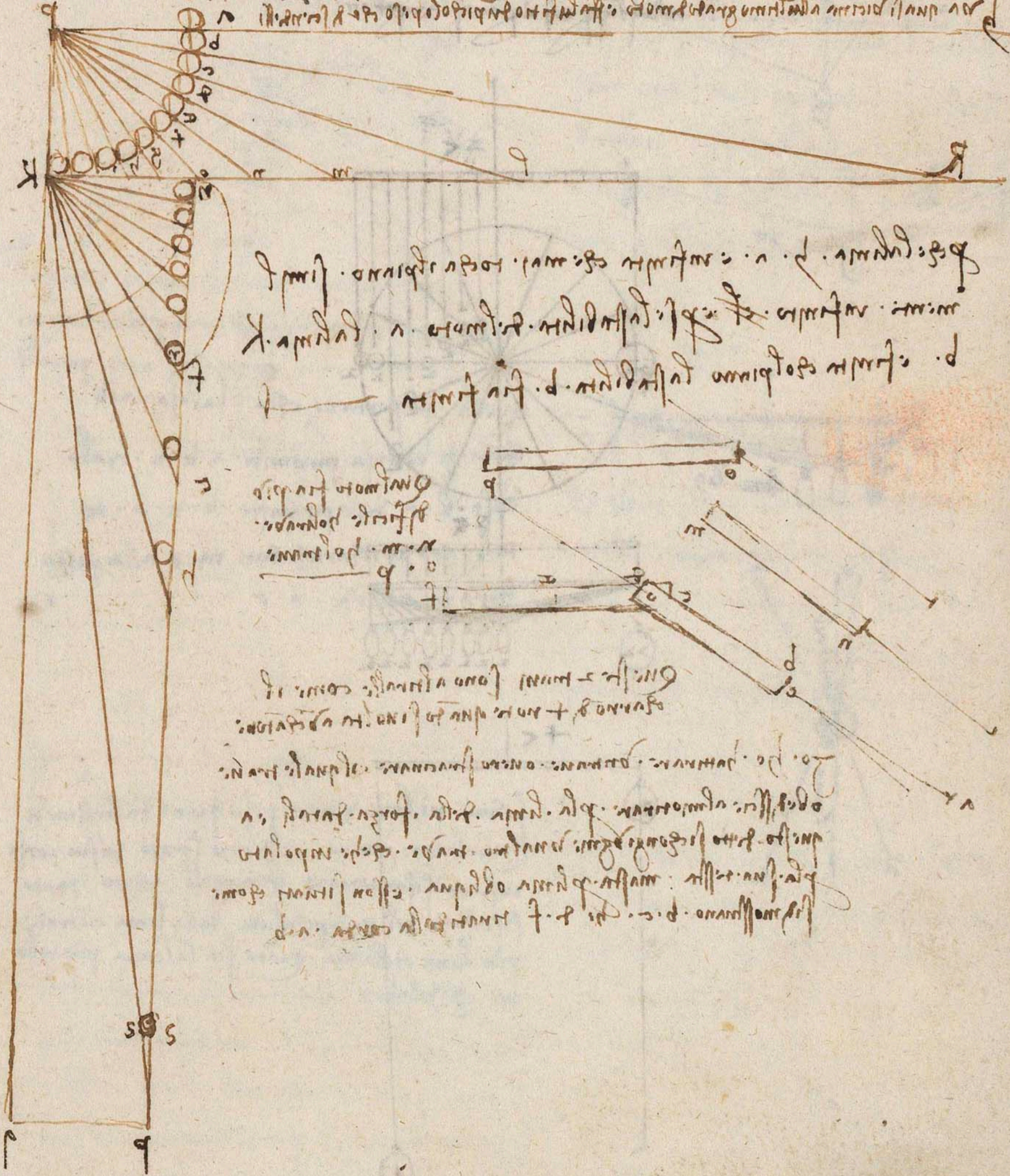
Multiple paragraphs of handwritten text, providing detailed descriptions and possibly instructions for the mechanical devices depicted in the diagrams.



Handwritten text at the bottom of the page, continuing the technical descriptions and possibly concluding remarks.



1. 2. 3. 4. 5. 6. 7. 8. 9. 10. 11. 12. 13. 14. 15. 16. 17. 18. 19. 20. 21. 22. 23. 24. 25. 26. 27. 28. 29. 30. 31. 32. 33. 34. 35. 36. 37. 38. 39. 40. 41. 42. 43. 44. 45. 46. 47. 48. 49. 50. 51. 52. 53. 54. 55. 56. 57. 58. 59. 60. 61. 62. 63. 64. 65. 66. 67. 68. 69. 70. 71. 72. 73. 74. 75. 76. 77. 78. 79. 80. 81. 82. 83. 84. 85. 86. 87. 88. 89. 90. 91. 92. 93. 94. 95. 96. 97. 98. 99. 100.



1. 2. 3. 4. 5. 6. 7. 8. 9. 10. 11. 12. 13. 14. 15. 16. 17. 18. 19. 20. 21. 22. 23. 24. 25. 26. 27. 28. 29. 30. 31. 32. 33. 34. 35. 36. 37. 38. 39. 40. 41. 42. 43. 44. 45. 46. 47. 48. 49. 50. 51. 52. 53. 54. 55. 56. 57. 58. 59. 60. 61. 62. 63. 64. 65. 66. 67. 68. 69. 70. 71. 72. 73. 74. 75. 76. 77. 78. 79. 80. 81. 82. 83. 84. 85. 86. 87. 88. 89. 90. 91. 92. 93. 94. 95. 96. 97. 98. 99. 100.


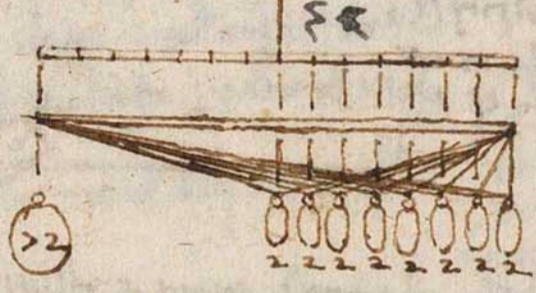
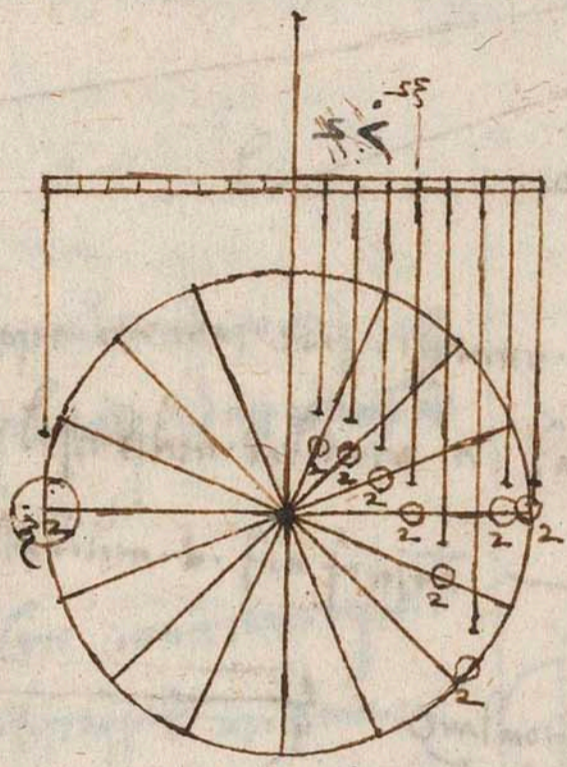
1. 2. 3. 4. 5. 6. 7. 8. 9. 10. 11. 12. 13. 14. 15. 16. 17. 18. 19. 20. 21. 22. 23. 24. 25. 26. 27. 28. 29. 30. 31. 32. 33. 34. 35. 36. 37. 38. 39. 40. 41. 42. 43. 44. 45. 46. 47. 48. 49. 50. 51. 52. 53. 54. 55. 56. 57. 58. 59. 60. 61. 62. 63. 64. 65. 66. 67. 68. 69. 70. 71. 72. 73. 74. 75. 76. 77. 78. 79. 80. 81. 82. 83. 84. 85. 86. 87. 88. 89. 90. 91. 92. 93. 94. 95. 96. 97. 98. 99. 100.

1. 2. 3. 4. 5. 6. 7. 8. 9. 10. 11. 12. 13. 14. 15. 16. 17. 18. 19. 20. 21. 22. 23. 24. 25. 26. 27. 28. 29. 30. 31. 32. 33. 34. 35. 36. 37. 38. 39. 40. 41. 42. 43. 44. 45. 46. 47. 48. 49. 50. 51. 52. 53. 54. 55. 56. 57. 58. 59. 60. 61. 62. 63. 64. 65. 66. 67. 68. 69. 70. 71. 72. 73. 74. 75. 76. 77. 78. 79. 80. 81. 82. 83. 84. 85. 86. 87. 88. 89. 90. 91. 92. 93. 94. 95. 96. 97. 98. 99. 100.

1. 2. 3. 4. 5. 6. 7. 8. 9. 10. 11. 12. 13. 14. 15. 16. 17. 18. 19. 20. 21. 22. 23. 24. 25. 26. 27. 28. 29. 30. 31. 32. 33. 34. 35. 36. 37. 38. 39. 40. 41. 42. 43. 44. 45. 46. 47. 48. 49. 50. 51. 52. 53. 54. 55. 56. 57. 58. 59. 60. 61. 62. 63. 64. 65. 66. 67. 68. 69. 70. 71. 72. 73. 74. 75. 76. 77. 78. 79. 80. 81. 82. 83. 84. 85. 86. 87. 88. 89. 90. 91. 92. 93. 94. 95. 96. 97. 98. 99. 100.

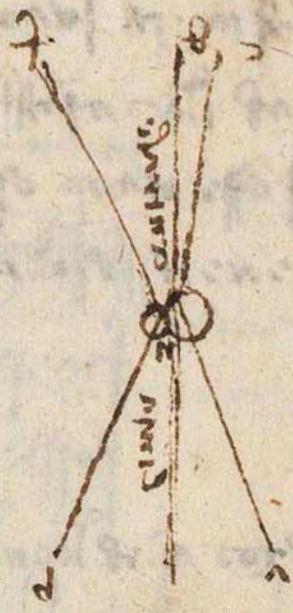

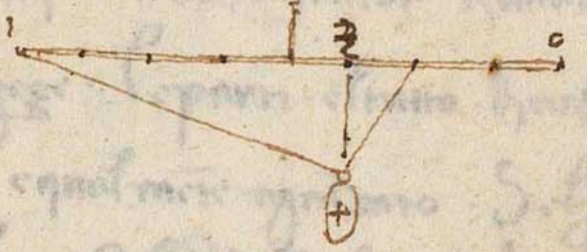
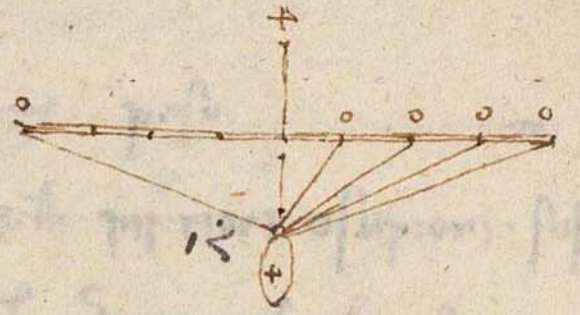
of m  
-da + y b 100

Handwritten text in a cursive script, possibly a mix of Latin and Greek, located at the top of the page.





Handwritten text in a cursive script, likely a list or index of items, possibly related to the diagrams on the page.



Handwritten text in a cursive script, possibly a list or index of items, located in the middle section of the page.

Handwritten text in a cursive script, possibly a list or index of items, located in the bottom section of the page.

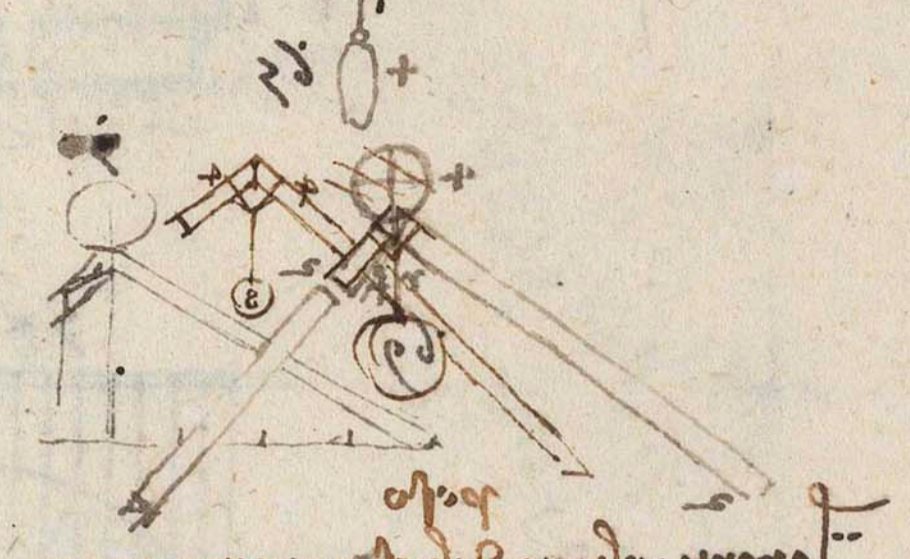
ויש

**B** ויש יסודות ויסודות ויסודות ויסודות  
 ויסודות ויסודות ויסודות ויסודות  
 ויסודות ויסודות ויסודות ויסודות  
 ויסודות ויסודות ויסודות ויסודות  
 ויסודות ויסודות ויסודות ויסודות  
 ויסודות ויסודות ויסודות ויסודות  
 ויסודות ויסודות ויסודות ויסודות



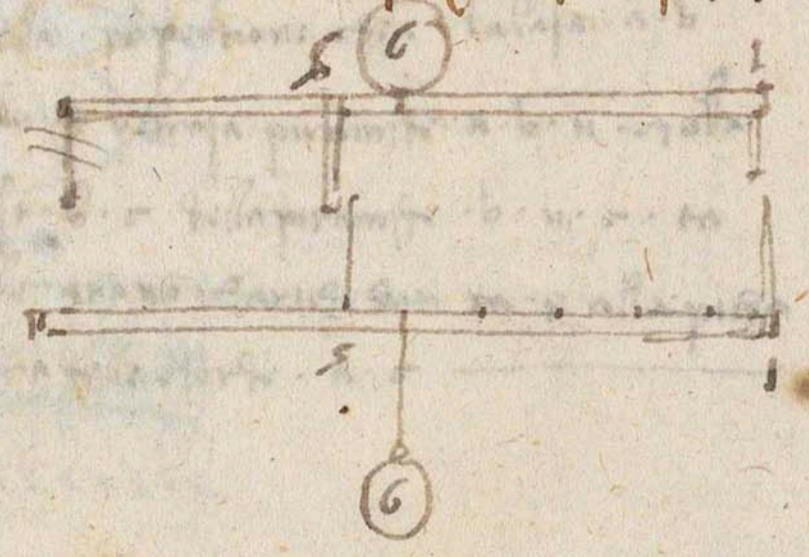
ויש

ויש ויסודות ויסודות ויסודות ויסודות  
 ויסודות ויסודות ויסודות ויסודות  
 ויסודות ויסודות ויסודות ויסודות  
 ויסודות ויסודות ויסודות ויסודות  
 ויסודות ויסודות ויסודות ויסודות  
 ויסודות ויסודות ויסודות ויסודות



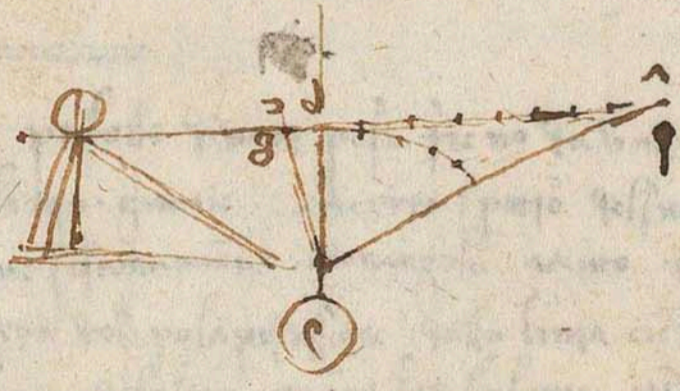
ויש

ויש ויסודות ויסודות ויסודות ויסודות  
 ויסודות ויסודות ויסודות ויסודות  
 ויסודות ויסודות ויסודות ויסודות  
 ויסודות ויסודות ויסודות ויסודות



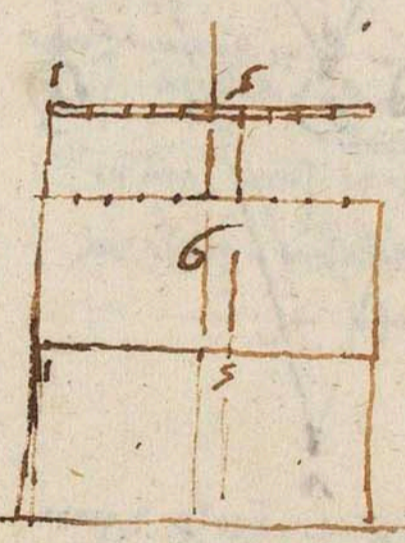
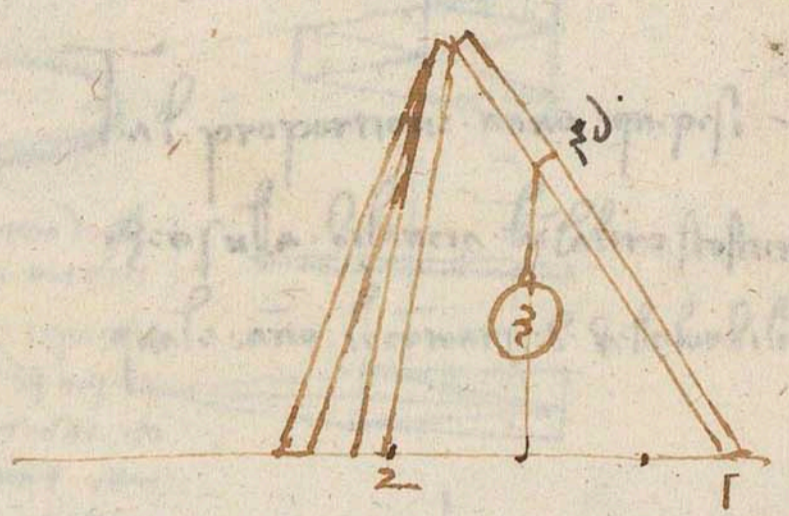
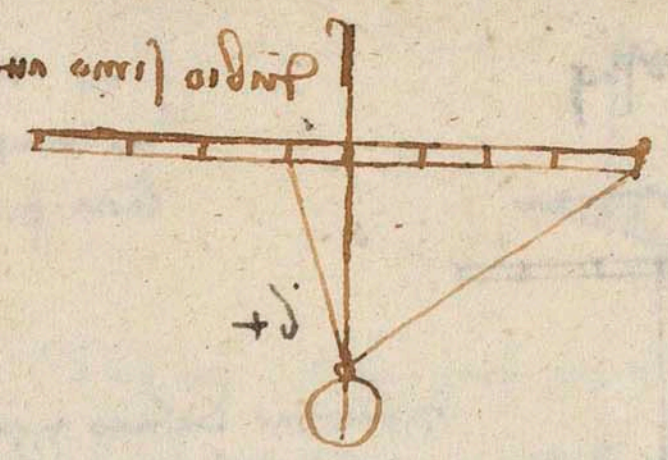
ויש

ויש ויסודות ויסודות ויסודות ויסודות  
 ויסודות ויסודות ויסודות ויסודות  
 ויסודות ויסודות ויסודות ויסודות  
 ויסודות ויסודות ויסודות ויסודות



ויש ויסודות ויסודות ויסודות ויסודות  
 ויסודות ויסודות ויסודות ויסודות  
 ויסודות ויסודות ויסודות ויסודות  
 ויסודות ויסודות ויסודות ויסודות

Handwritten text in a cursive script, likely a description of the mechanical diagrams.



Handwritten text in a cursive script, possibly a title or detailed description of the diagrams.

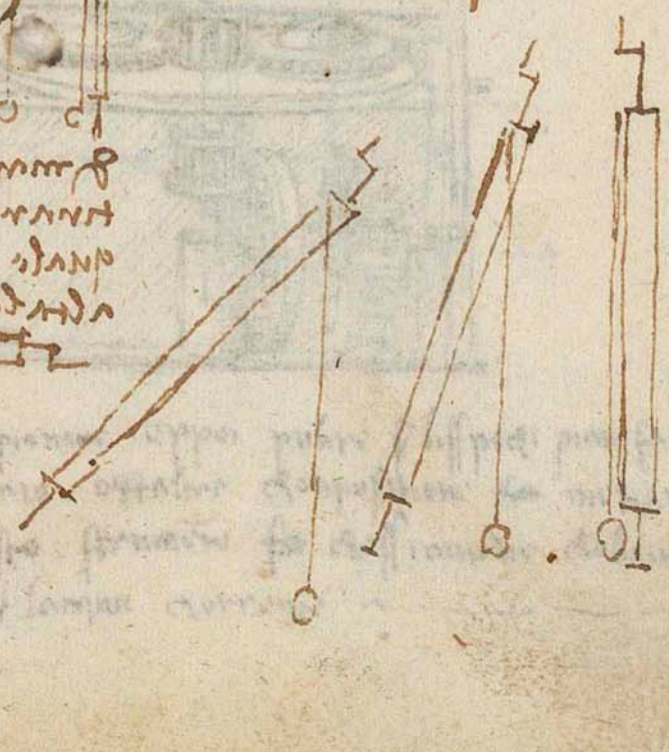
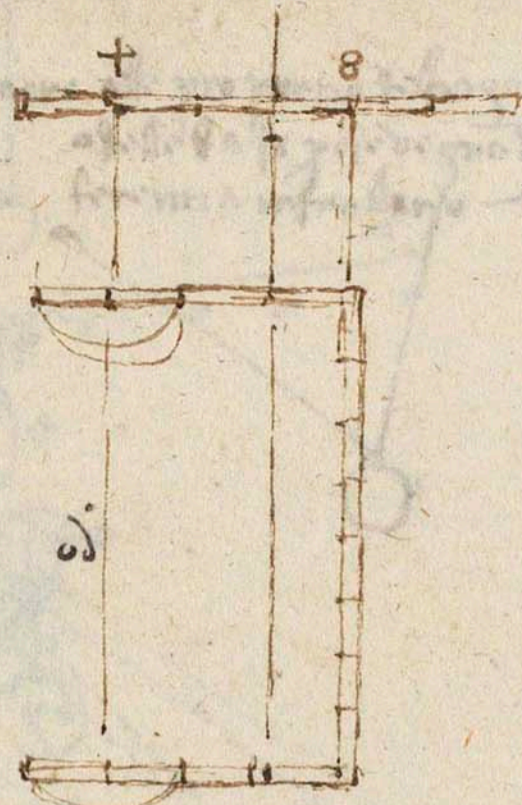
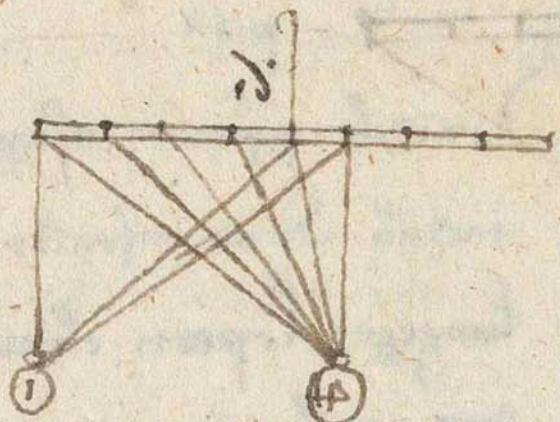


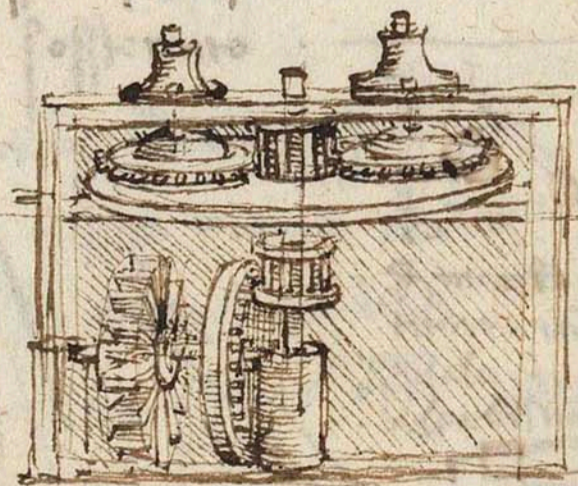
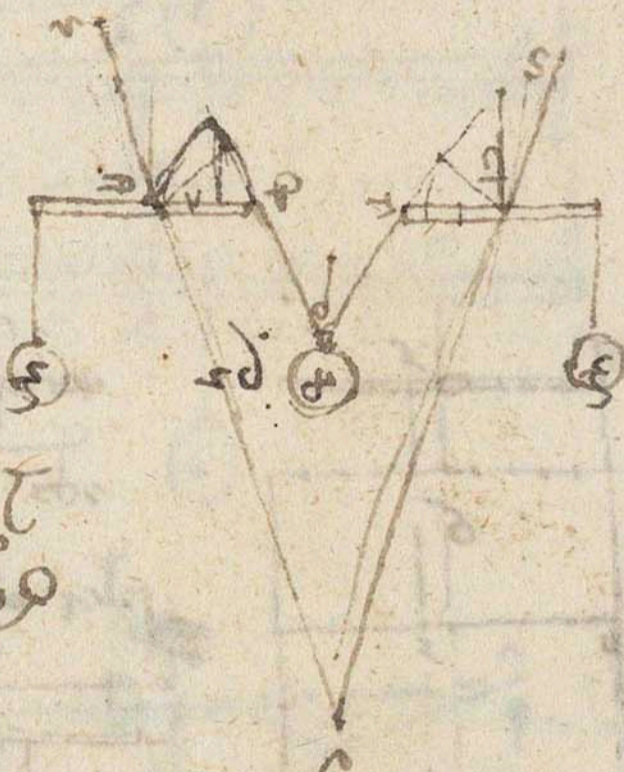
Fig. 1



Handwritten text in Hebrew, likely describing the mechanical principles of the diagram above. The text is written in a cursive script and includes several lines of explanation.



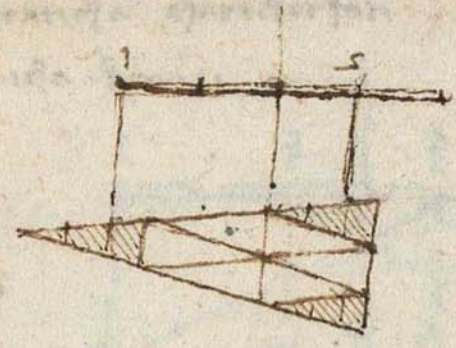
Handwritten text in Hebrew, providing further details or instructions related to the diagram above.



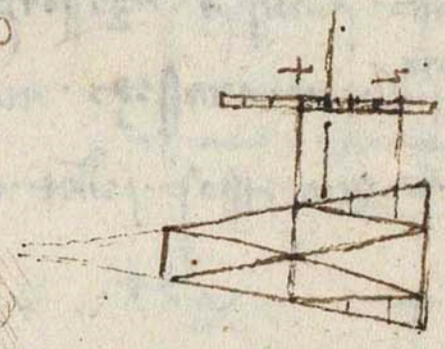
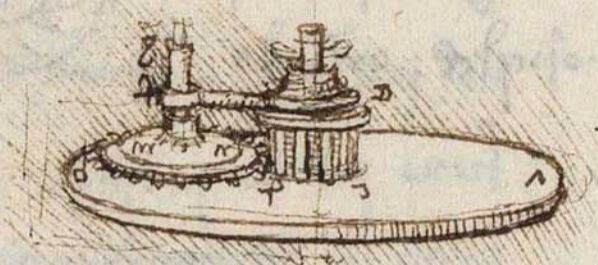
Handwritten text in Hebrew, describing the components and operation of the complex mechanical device shown in the diagram above.

Handwritten text in Hebrew, continuing the technical description or providing additional instructions related to the diagrams on this page.

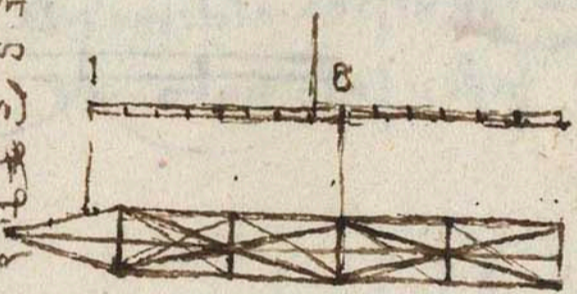
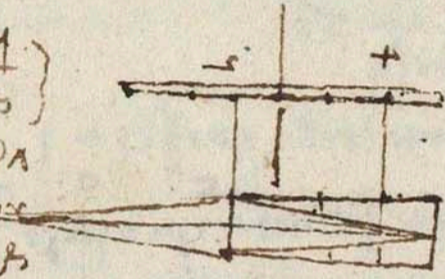
Handwritten text in a cursive script, likely a list or index of items.



Handwritten text, possibly a title or description for the following diagram.

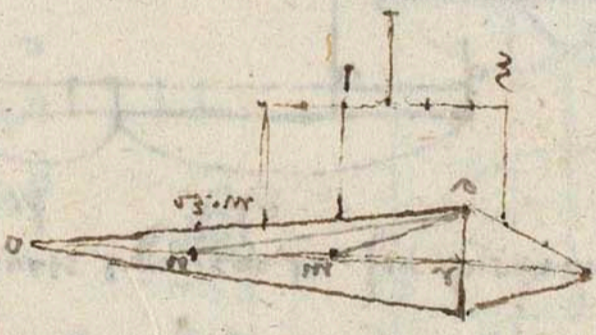


Large block of handwritten text, possibly a detailed description or instructions related to the mechanical drawings.



Handwritten text, possibly a section header or a specific label.

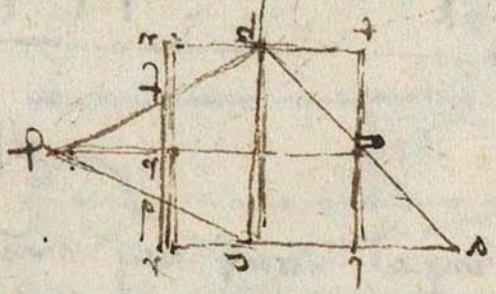
Handwritten text, possibly a list or index of items.



Handwritten text, possibly a title or description for the following diagram.

Handwritten text, possibly a section header or a specific label.

Handwritten text, possibly a list or index of items.

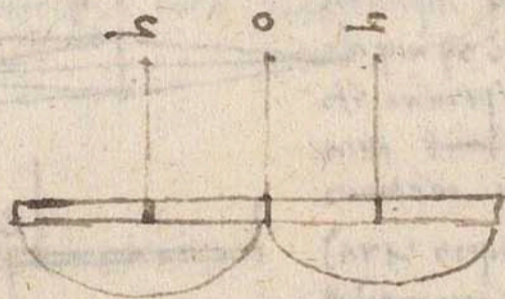
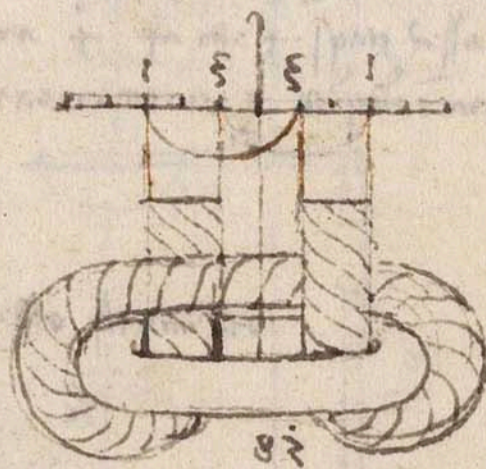


Handwritten text, possibly a list or index of items.


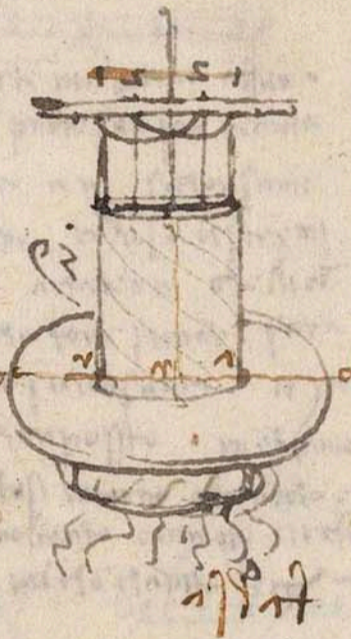
Handwritten text at the top of the page, likely a title or introductory note.

Handwritten text, possibly a section header.

Main block of handwritten text in the upper left quadrant.




Handwritten text located between the lattice diagram and the vertical shaft diagram.



Block of handwritten text in the lower left quadrant.

Handwritten text, possibly a section header.

Main block of handwritten text in the lower left quadrant.



Handwritten text at the bottom right of the page.



ἰ.ϣ.

ἄλλ.ρ. ἄλλ.ρ. ἄλλ.ρ. ἄλλ.ρ. ἄλλ.ρ. ἄλλ.ρ.  
ἄλλ.ρ. ἄλλ.ρ. ἄλλ.ρ. ἄλλ.ρ. ἄλλ.ρ. ἄλλ.ρ.  
ἄλλ.ρ. ἄλλ.ρ. ἄλλ.ρ. ἄλλ.ρ. ἄλλ.ρ. ἄλλ.ρ.

ἰ.ϣ.

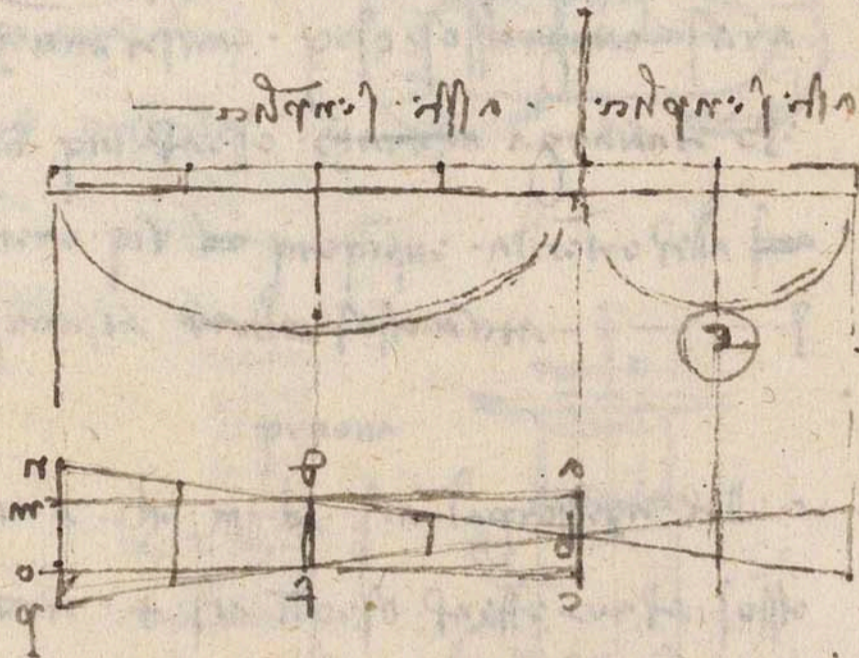
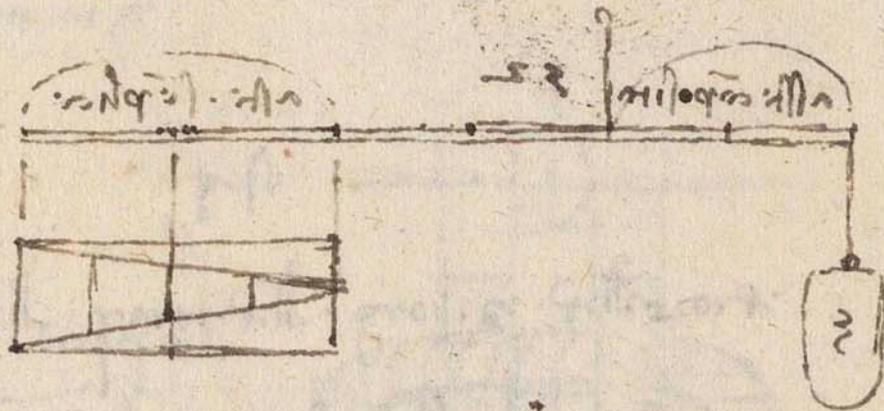
ἄλλ.ρ. ἄλλ.ρ. ἄλλ.ρ. ἄλλ.ρ. ἄλλ.ρ. ἄλλ.ρ.  
ἄλλ.ρ. ἄλλ.ρ. ἄλλ.ρ. ἄλλ.ρ. ἄλλ.ρ. ἄλλ.ρ.  
ἄλλ.ρ. ἄλλ.ρ. ἄλλ.ρ. ἄλλ.ρ. ἄλλ.ρ. ἄλλ.ρ.

ἰ.ϣ.

ἄλλ.ρ. ἄλλ.ρ. ἄλλ.ρ. ἄλλ.ρ. ἄλλ.ρ. ἄλλ.ρ.  
ἄλλ.ρ. ἄλλ.ρ. ἄλλ.ρ. ἄλλ.ρ. ἄλλ.ρ. ἄλλ.ρ.

ἰ.ϣ.

ἄλλ.ρ. ἄλλ.ρ. ἄλλ.ρ. ἄλλ.ρ. ἄλλ.ρ. ἄλλ.ρ.  
ἄλλ.ρ. ἄλλ.ρ. ἄλλ.ρ. ἄλλ.ρ. ἄλλ.ρ. ἄλλ.ρ.  
ἄλλ.ρ. ἄλλ.ρ. ἄλλ.ρ. ἄλλ.ρ. ἄλλ.ρ. ἄλλ.ρ.



ἰ.ϣ.

ἰ.ϣ.



ἰ.ϣ.

ἰ.ϣ.



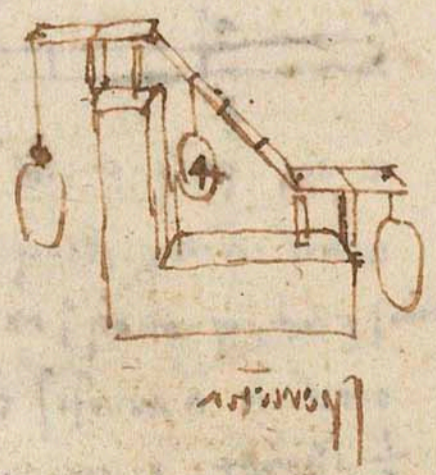
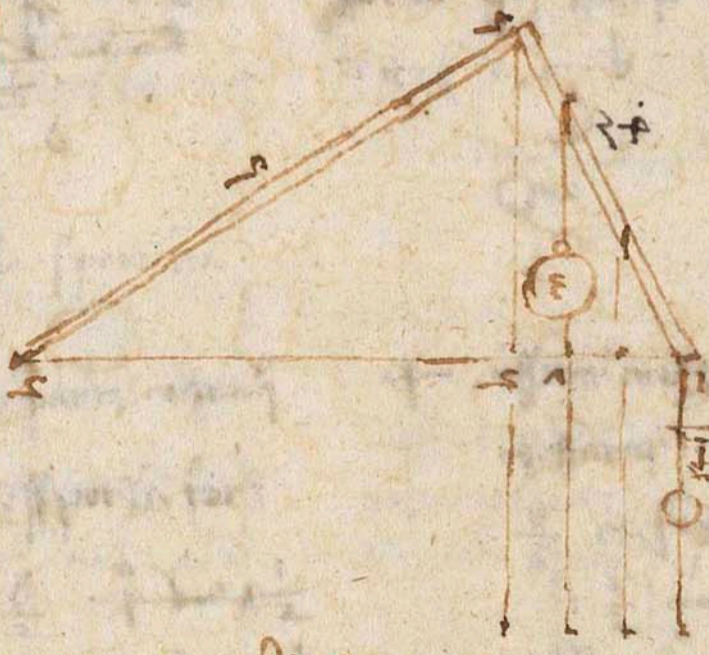
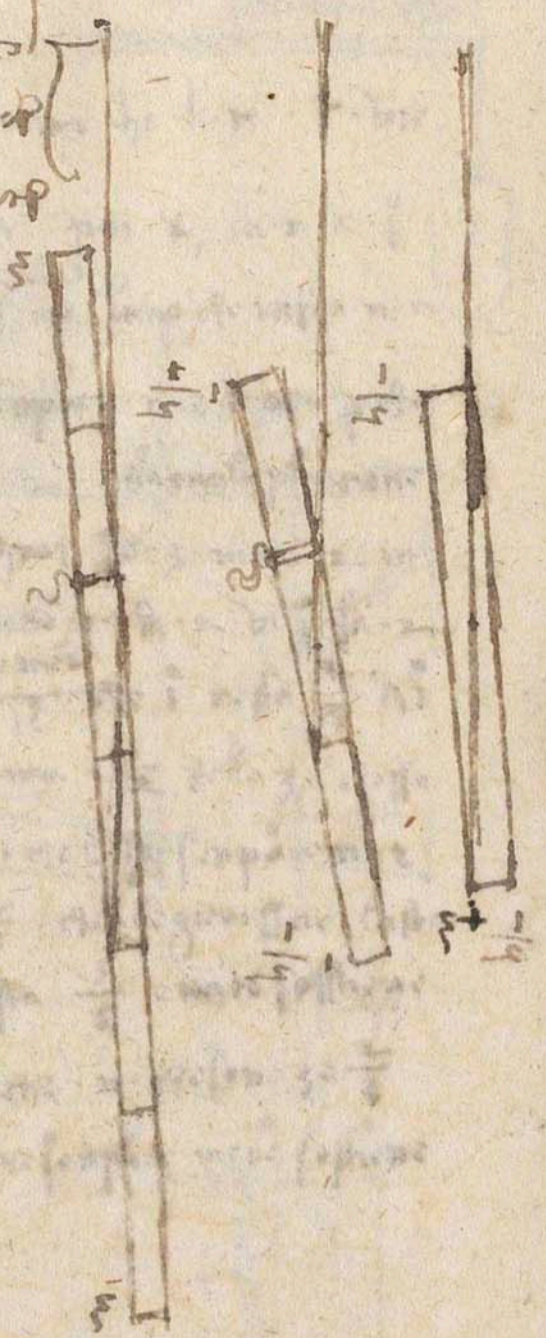
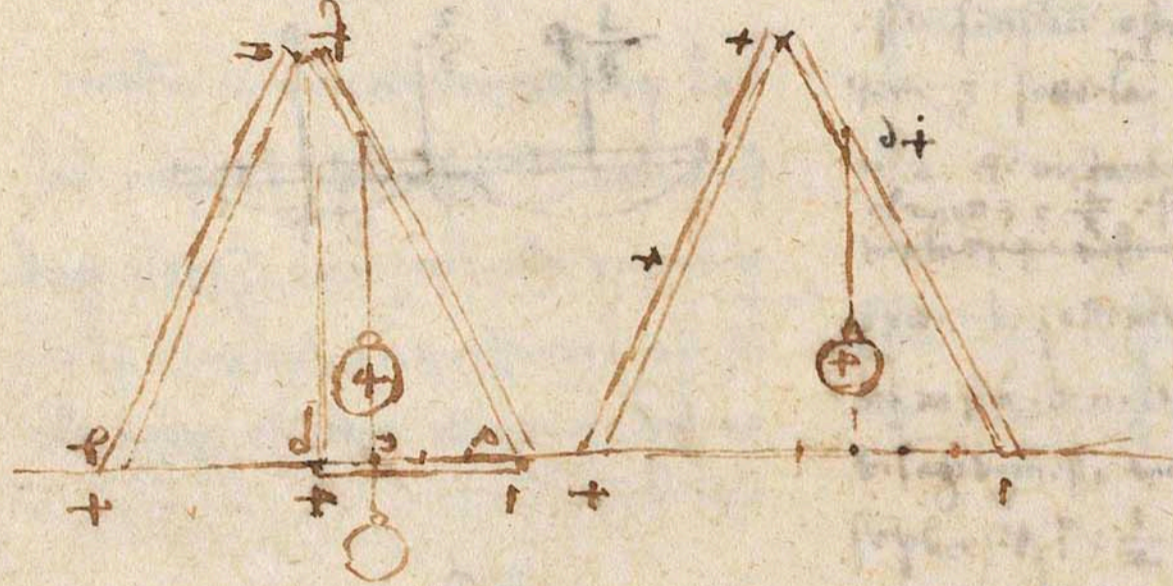
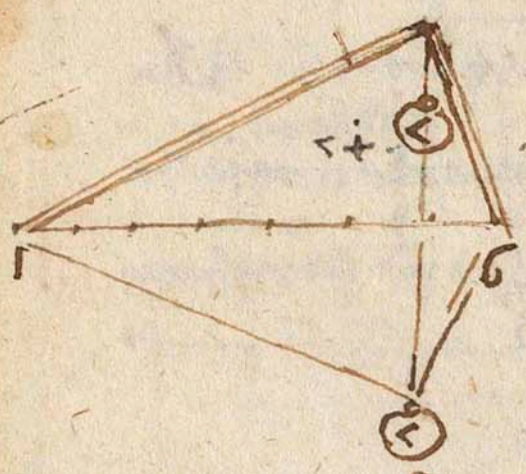
ἰ.ϣ.  
ἰ.ϣ.  
ἰ.ϣ.  
ἰ.ϣ.  
ἰ.ϣ.





159

Handwritten text in a historical script, likely describing the mechanics of the crane or lifting device shown in the diagrams.



Handwritten text in a historical script, likely describing the mechanics of the crane or lifting device shown in the diagrams.



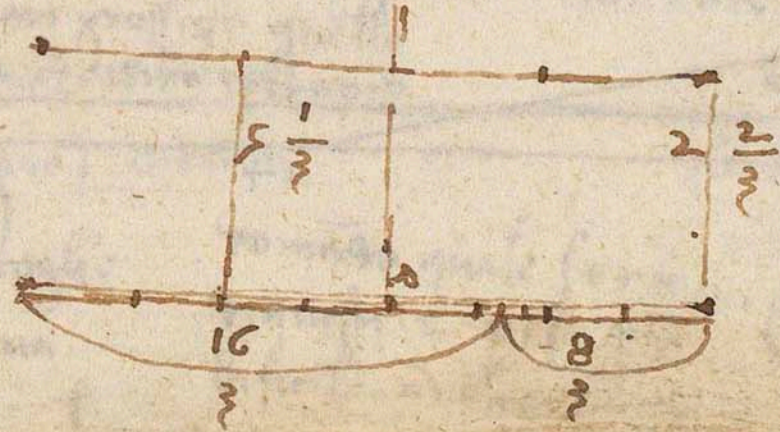



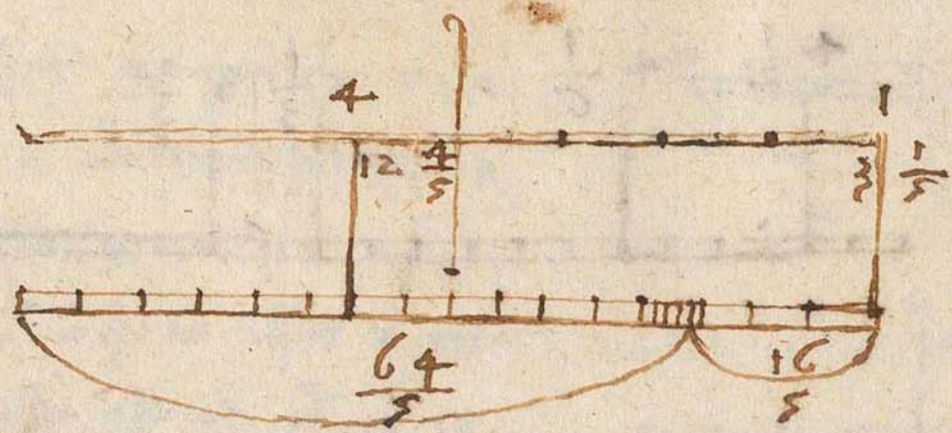


Գրեցի ստորագրութիւնս իմս  
 և արարեցի իմս իմս իմս  
 և արարեցի իմս իմս իմս  
 և արարեցի իմս իմս իմս

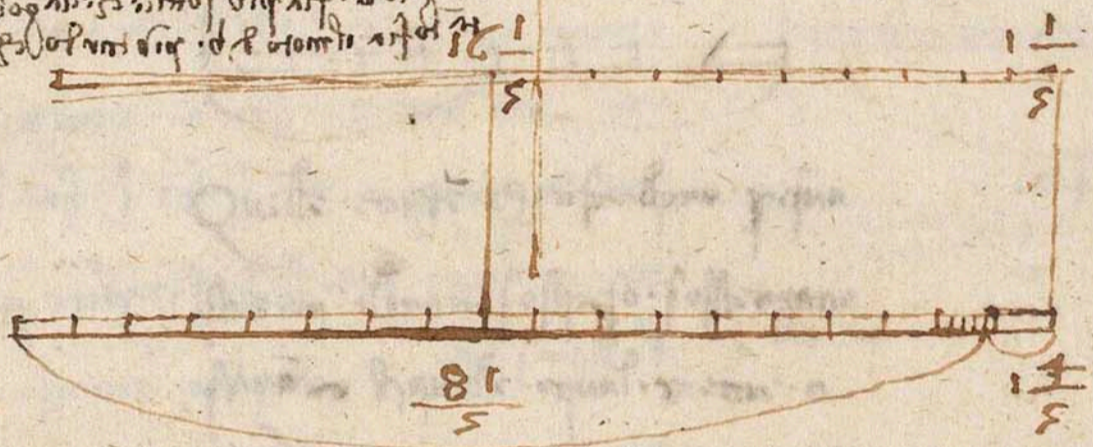


Եւ արարեցի իմս իմս իմս  
 և արարեցի իմս իմս իմս  
 և արարեցի իմս իմս իմս  
 և արարեցի իմս իմս իմս  
 և արարեցի իմս իմս իմս  
 և արարեցի իմս իմս իմս  
 և արարեցի իմս իմս իմս


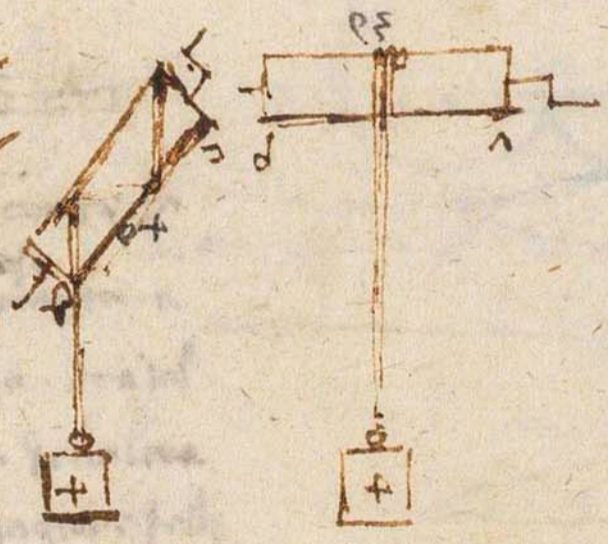




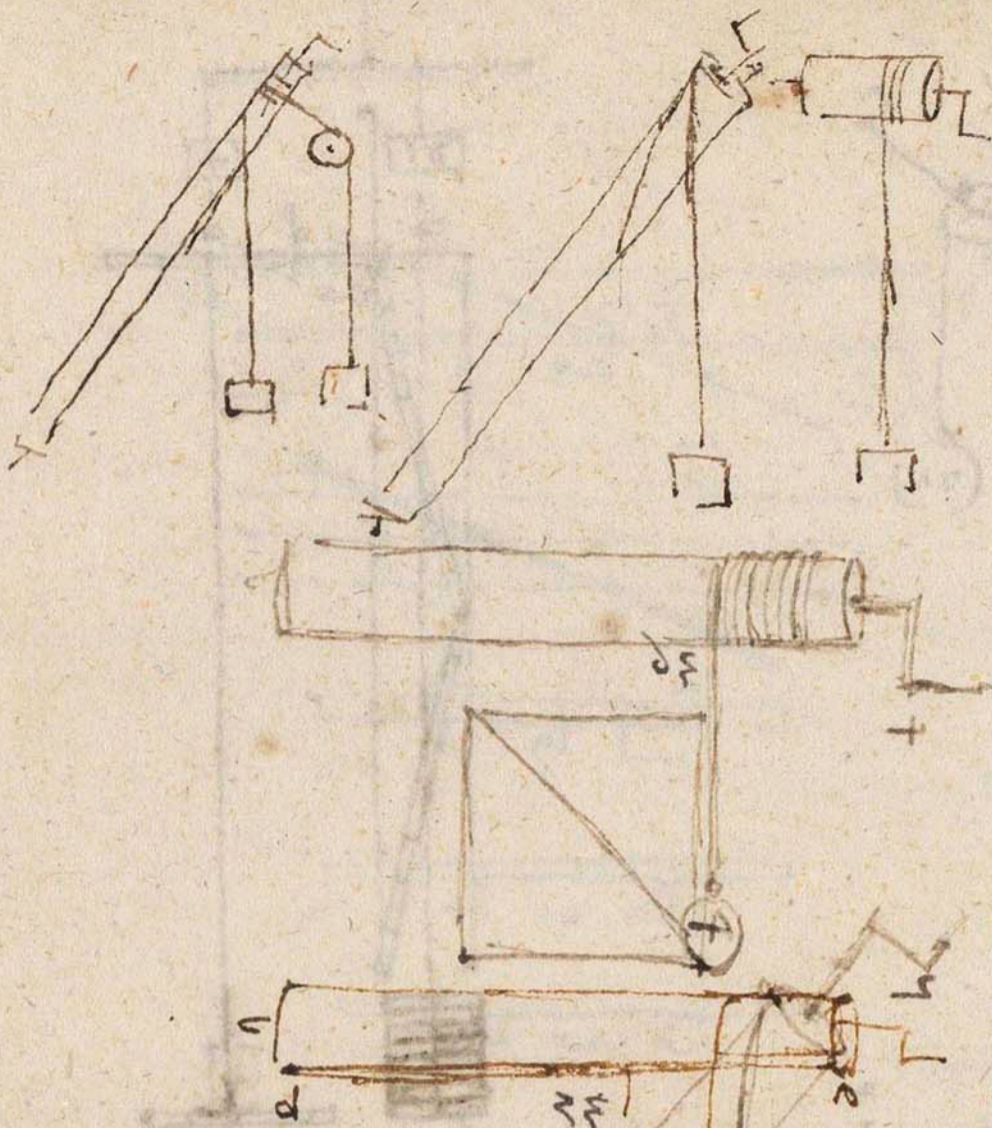
Handwritten text in a cursive script, likely describing the mechanics of the pulley system shown in the diagram above.



Extensive handwritten text in a cursive script, possibly a detailed explanation or a list of related concepts. Some words are written in red ink.




Handwritten text in a cursive script, likely describing the mechanics of the beam and weights system shown in the diagram above.




Երևի Կ. Օրհարանիցն  
 Օրհարանիցն. Կրտսնիցն. Կրտ  
 Կրտսնիցն Կրտսնիցն. Կ. Կ  
 Օրհար. Օրհար. Կրտսնիցն  
 Կրտսնիցն. Կ. Կրտսնիցն  
 Կ. Կ. Օրհարանիցն. Կ  
 Կ. Կրտսնիցն. Կ



Կրտսնիցն Կրտ  
 Կրտսնիցն Կրտսնիցն  
 Կրտսնիցն Կրտսնիցն  
 Կրտսնիցն Կրտսնիցն



Կրտսնիցն Կրտսնիցն Կրտսնիցն  
 Կրտսնիցն Կրտսնիցն Կրտսնիցն


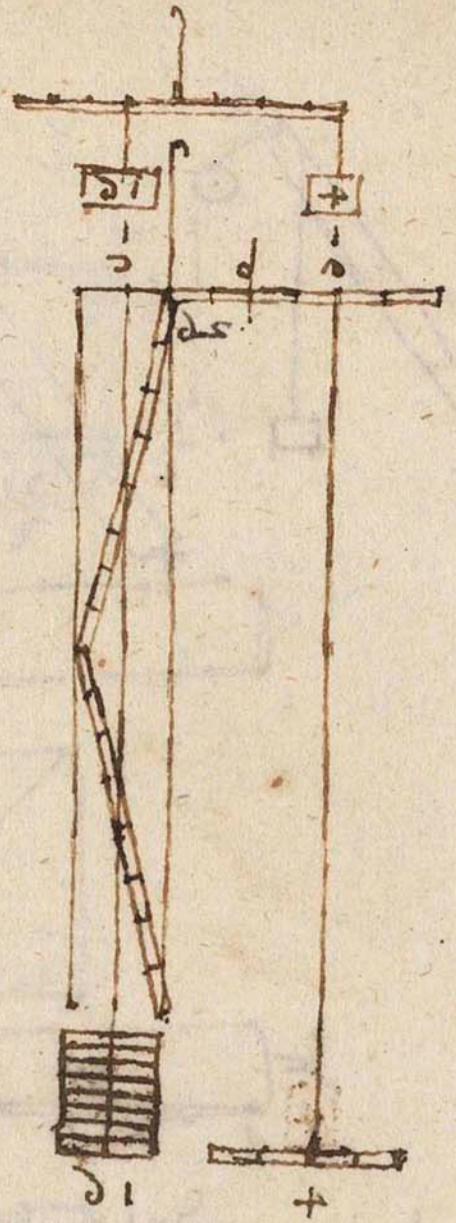
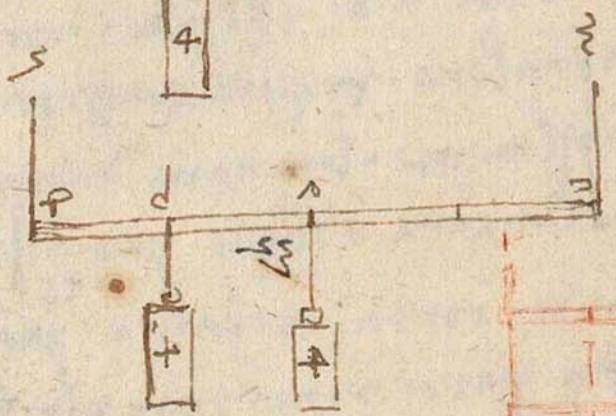

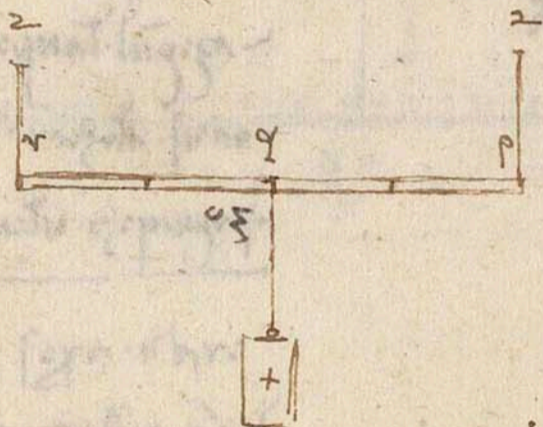
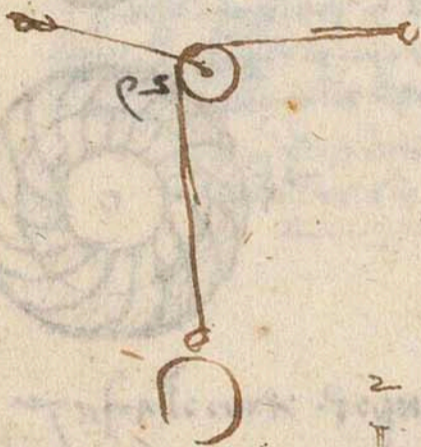
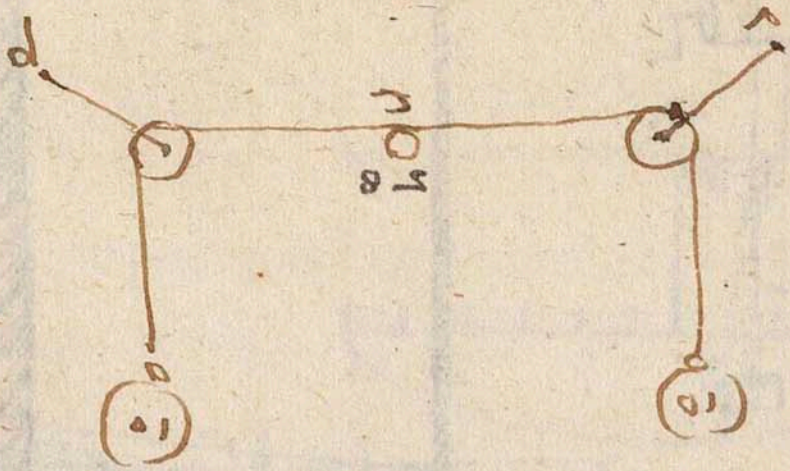


Կրտսնիցն. Կրտսնիցն. Կրտսնիցն  
 Կրտսնիցն. Կրտսնիցն. Կրտսնիցն  
 Կրտսնիցն. Կրտսնիցն. Կրտսնիցն

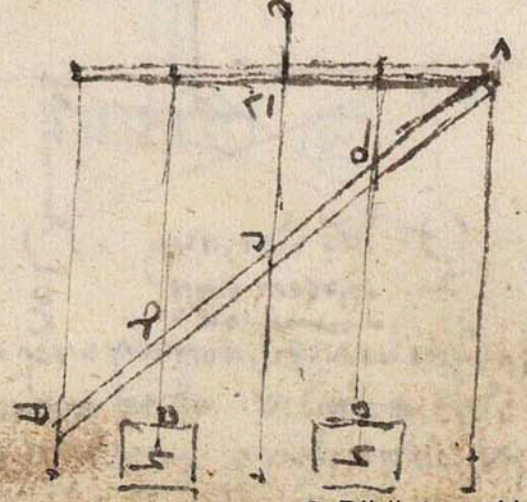
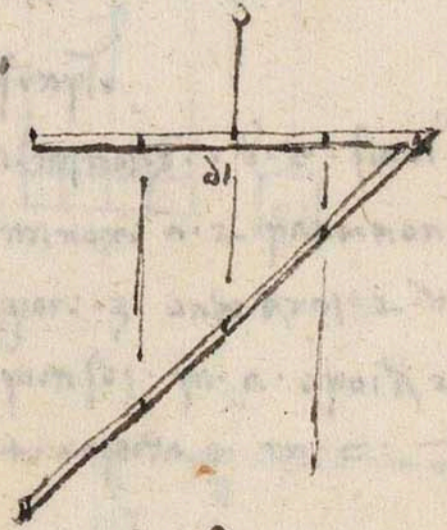
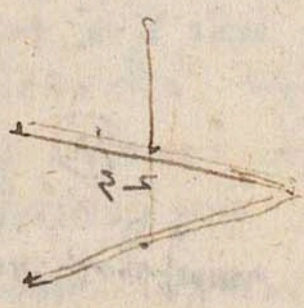

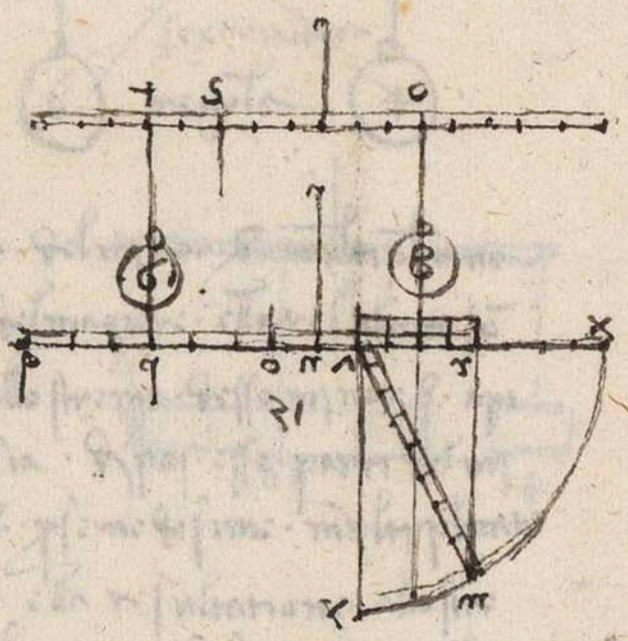
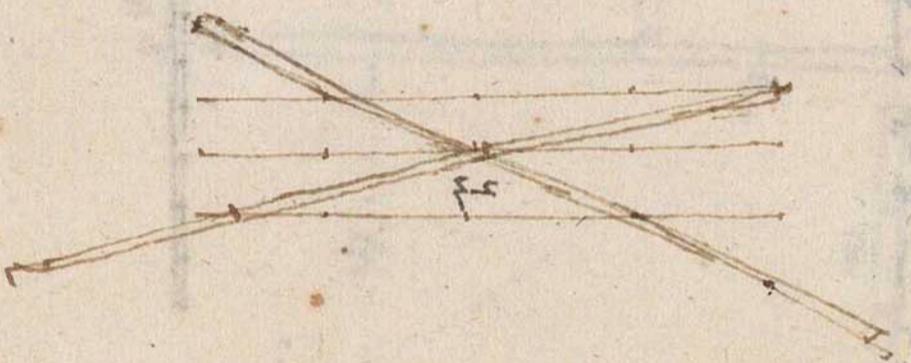




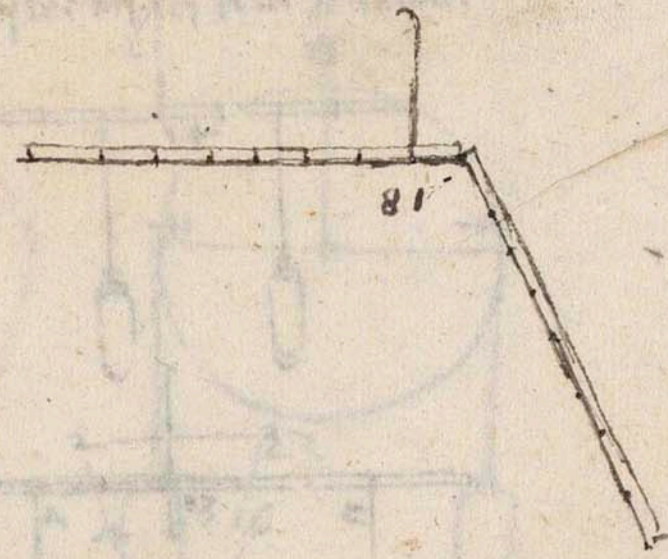
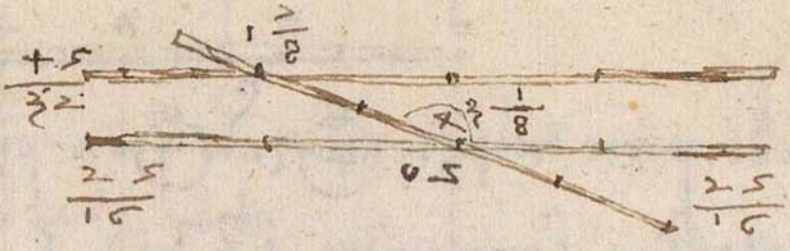
Կրտսնիցն. Կրտսնիցն. Կրտսնիցն  
 Կրտսնիցն. Կրտսնիցն. Կրտսնիցն  
 Կրտսնիցն. Կրտսնիցն. Կրտսնիցն  
 Կրտսնիցն. Կրտսնիցն. Կրտսնիցն  
 Կրտսնիցն. Կրտսնիցն. Կրտսնիցն



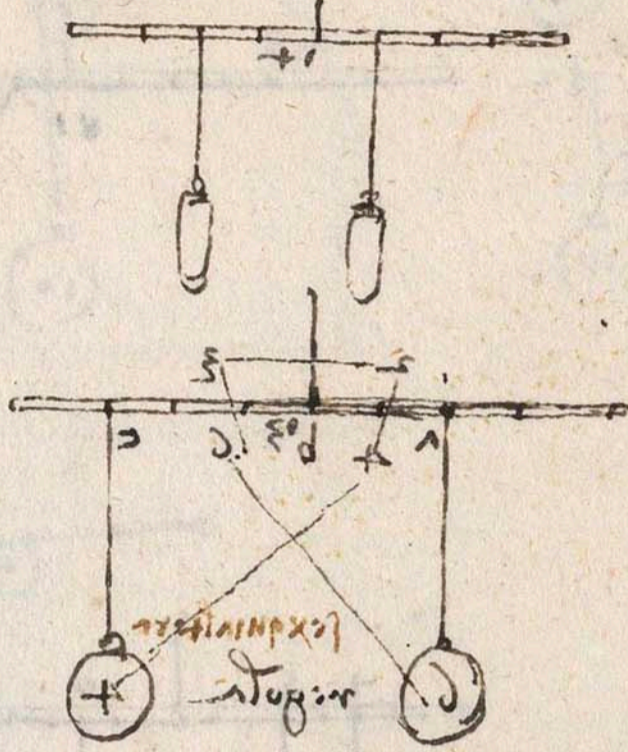
Կրտսնիցն. Կրտսնիցն. Կրտսնիցն  
 Կրտսնիցն. Կրտսնիցն. Կրտսնիցն  
 Կրտսնիցն. Կրտսնիցն. Կրտսնիցն







Handwritten text in a cursive script, likely a title or introductory note for the diagrams.



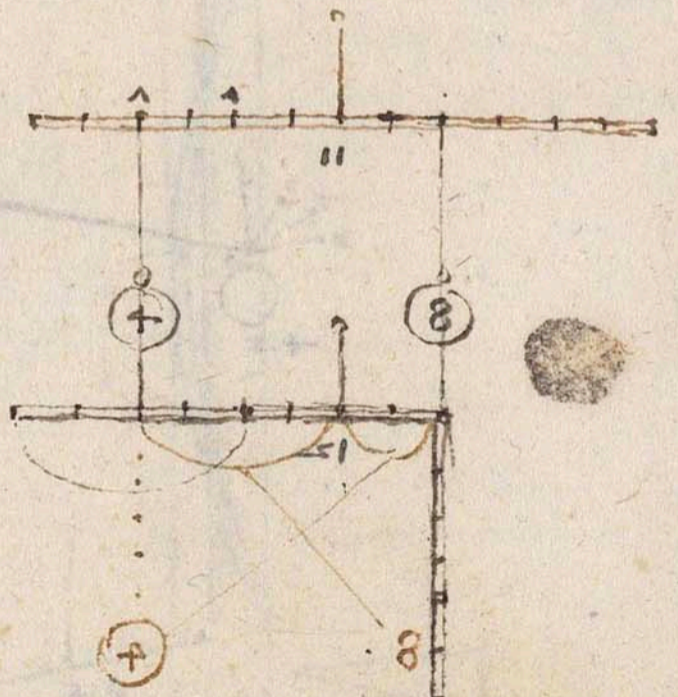
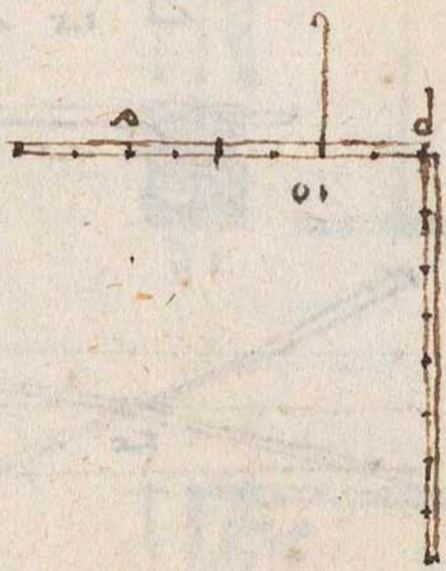
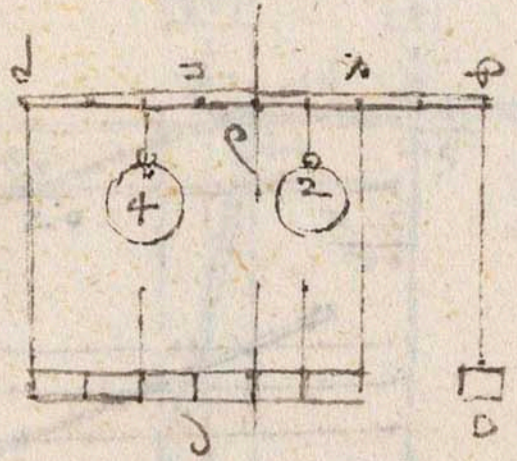
Handwritten text in a cursive script, providing a detailed explanation or derivation related to the diagrams above.

Handwritten heading or section title.

Handwritten text in a cursive script, continuing the explanation or derivation.



Handwritten text in a cursive script, likely concluding the explanation for this diagram.



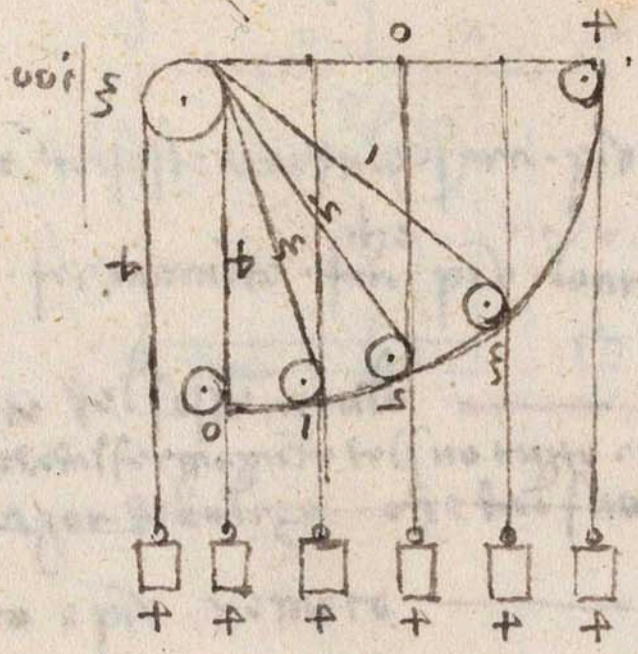
Handwritten text in a cursive script, likely a title or introductory note for the diagrams on this page.



Handwritten text at the top left, likely a title or introductory note.



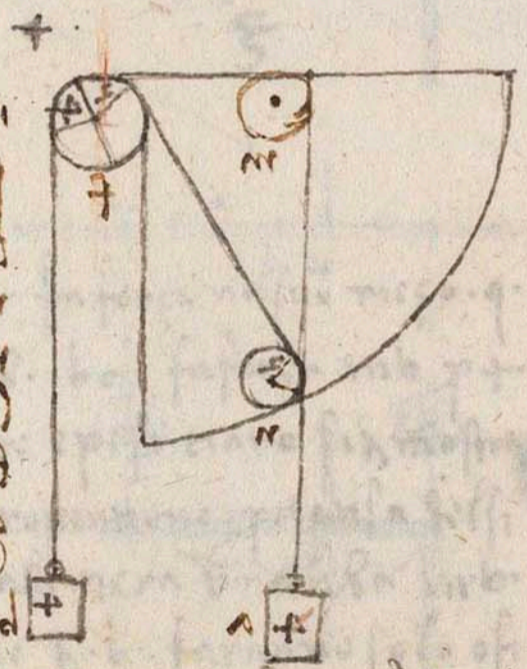
Handwritten text at the top right, possibly a title for the diagram.



Handwritten text below the first diagram, providing a detailed description of its components and operation.



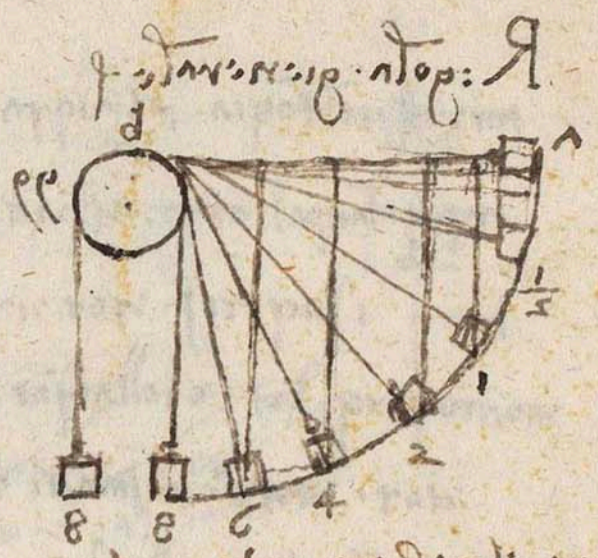
Handwritten text between the two diagrams, likely describing the relationship between the two systems.



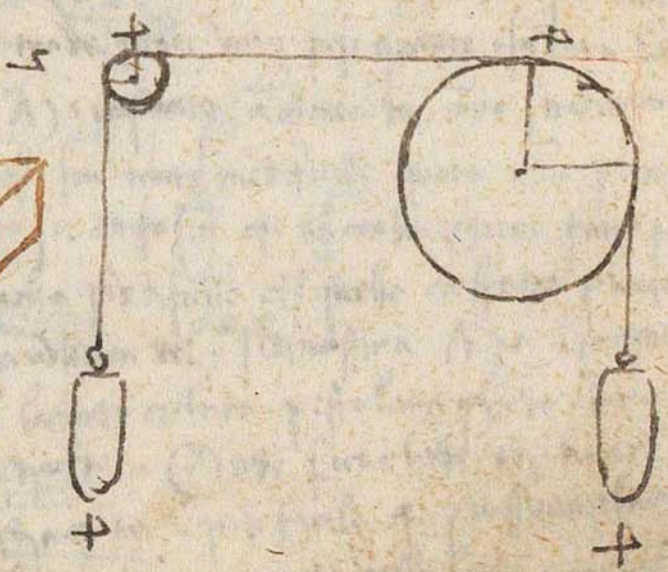


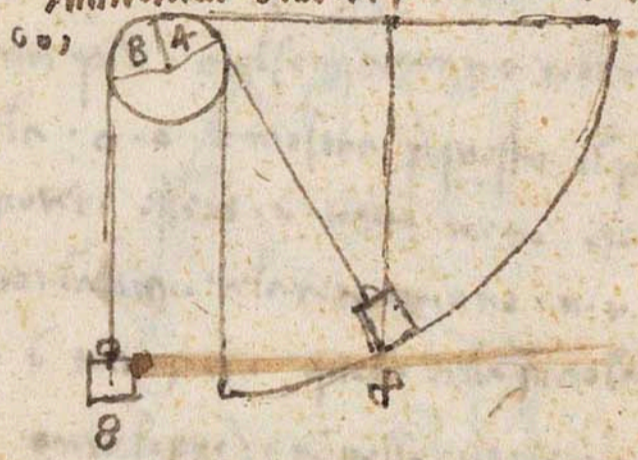

Handwritten text at the bottom right, providing further details about the second pulley system.



Handwritten text in a cursive script, likely describing the mechanical part shown in the drawing above.

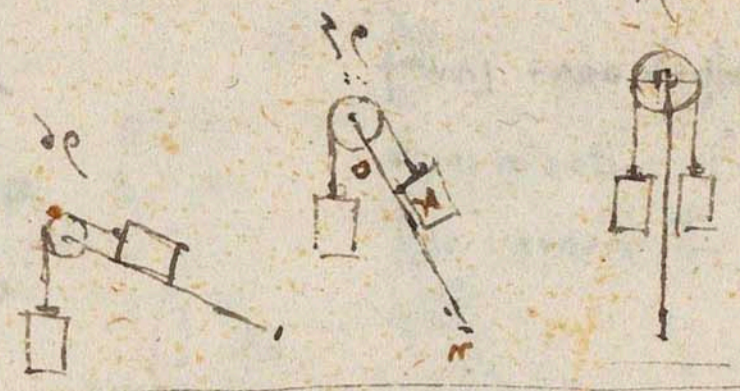
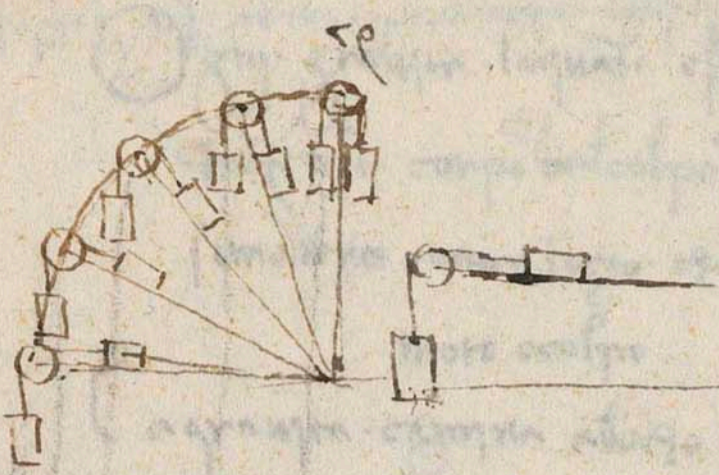


Handwritten text in a cursive script, likely describing the complex pulley system shown in the drawing above.

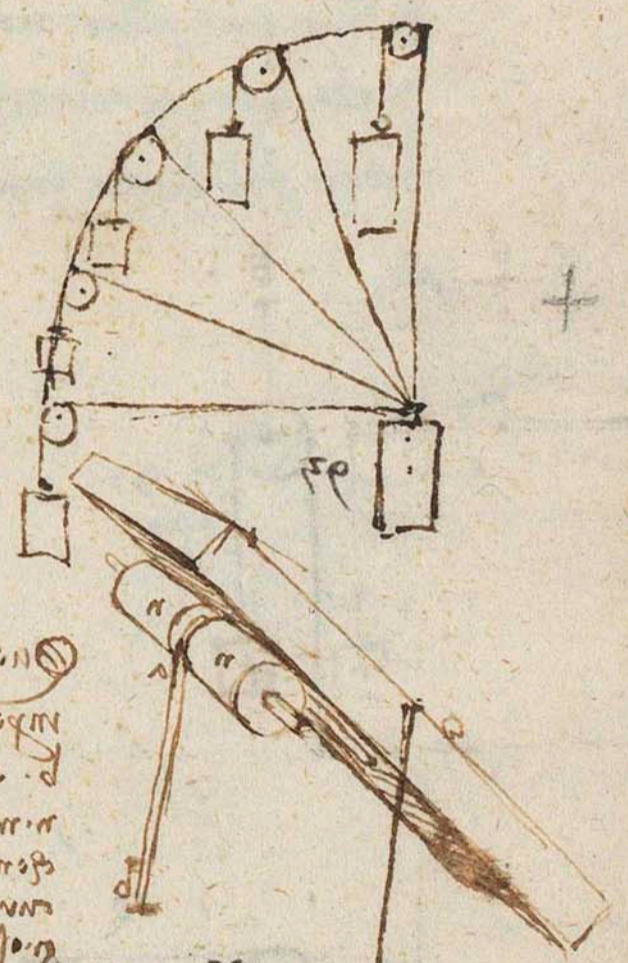


Handwritten text in a cursive script, likely describing the mechanical part shown in the drawing above.

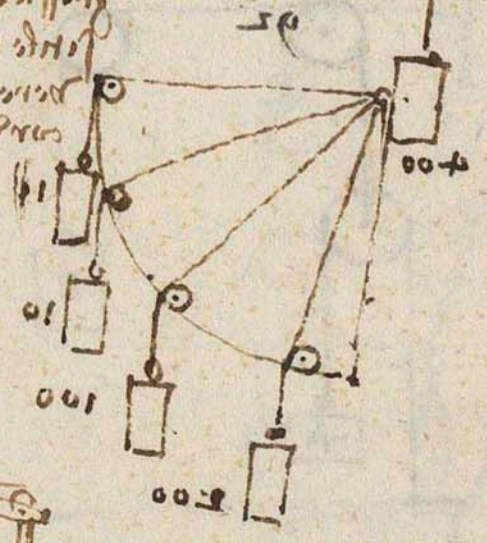




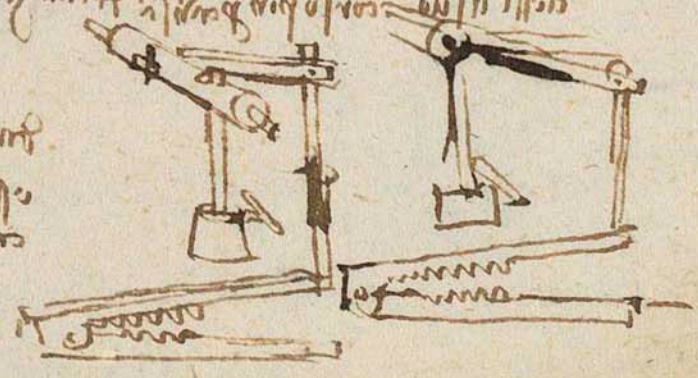
Handwritten text in a cursive script, likely describing the mechanics of the pulley systems shown in the diagrams above.



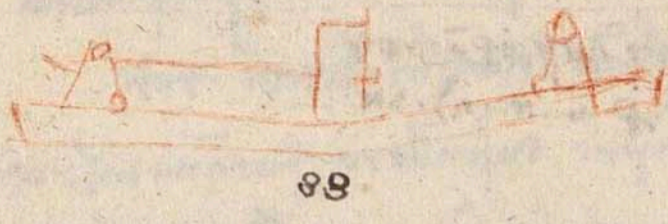
A block of handwritten text in a cursive script, providing a detailed description of the pulley systems and their mechanical properties.



Handwritten text at the bottom left, possibly a title or a specific note related to the diagrams.



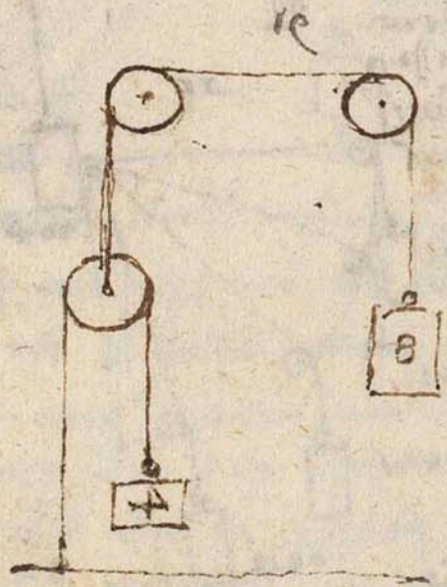
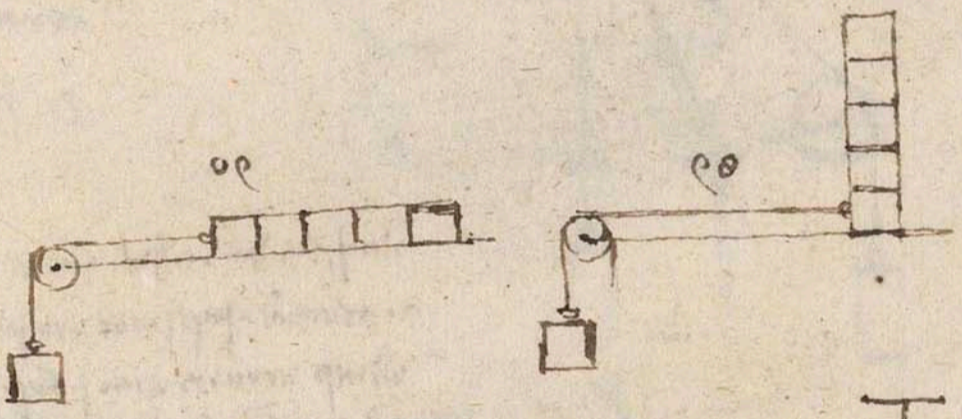
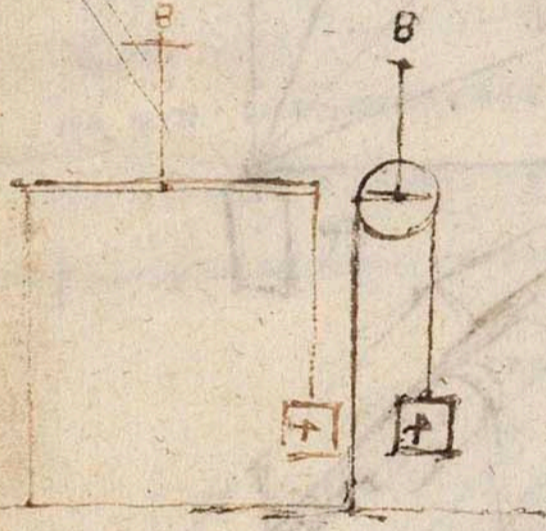
Handwritten text in a non-Latin script, likely Arabic or Persian, located at the top left of the page.



Handwritten text in a non-Latin script, located at the top right of the page.

Handwritten text in a non-Latin script, located in the middle right section of the page.

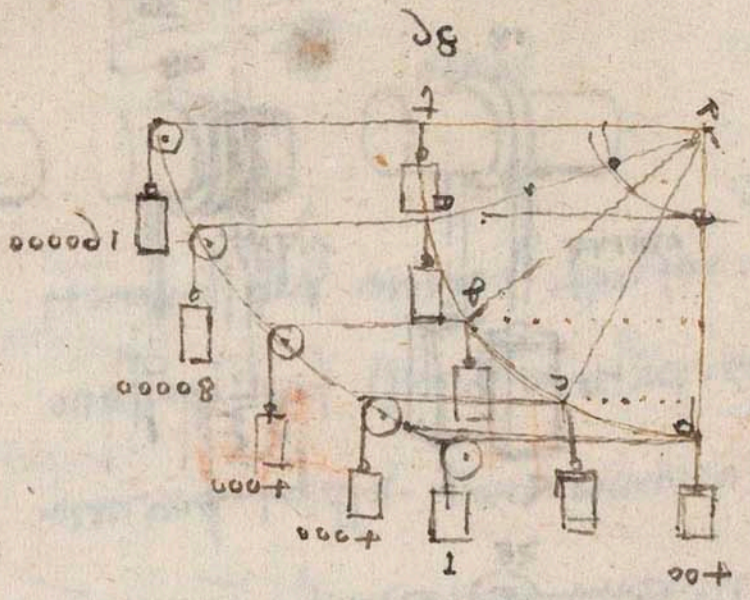
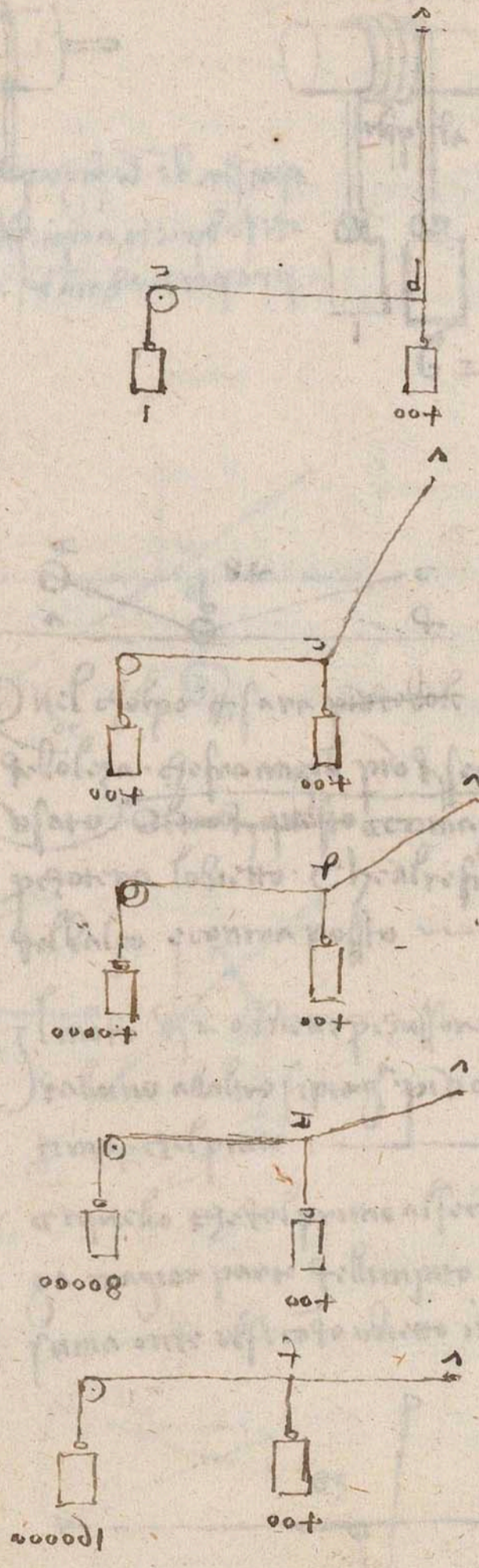
Handwritten text in a non-Latin script, located in the middle right section of the page, below the previous block.



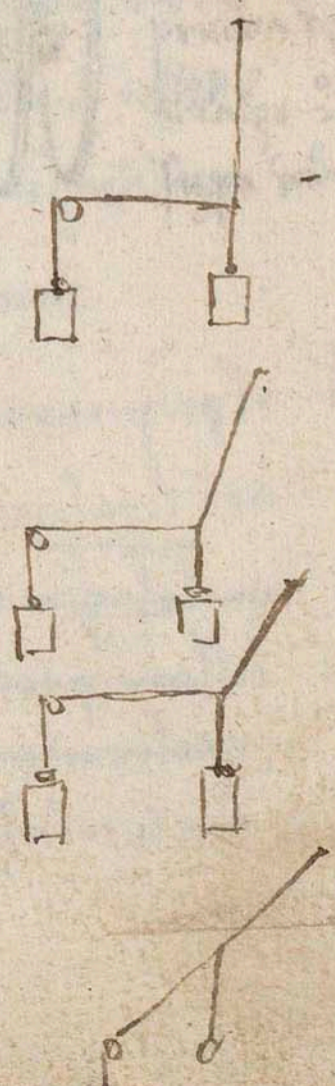
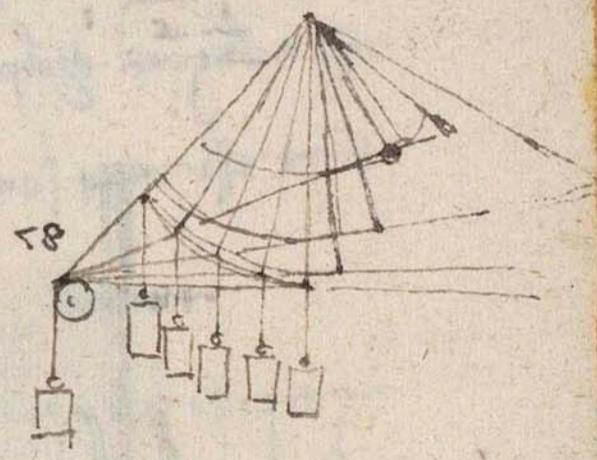
Handwritten text in a non-Latin script, located at the bottom right of the page.



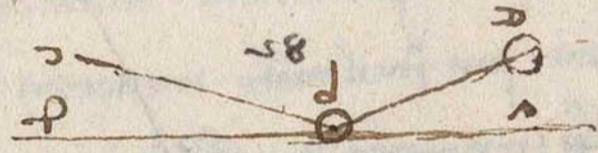
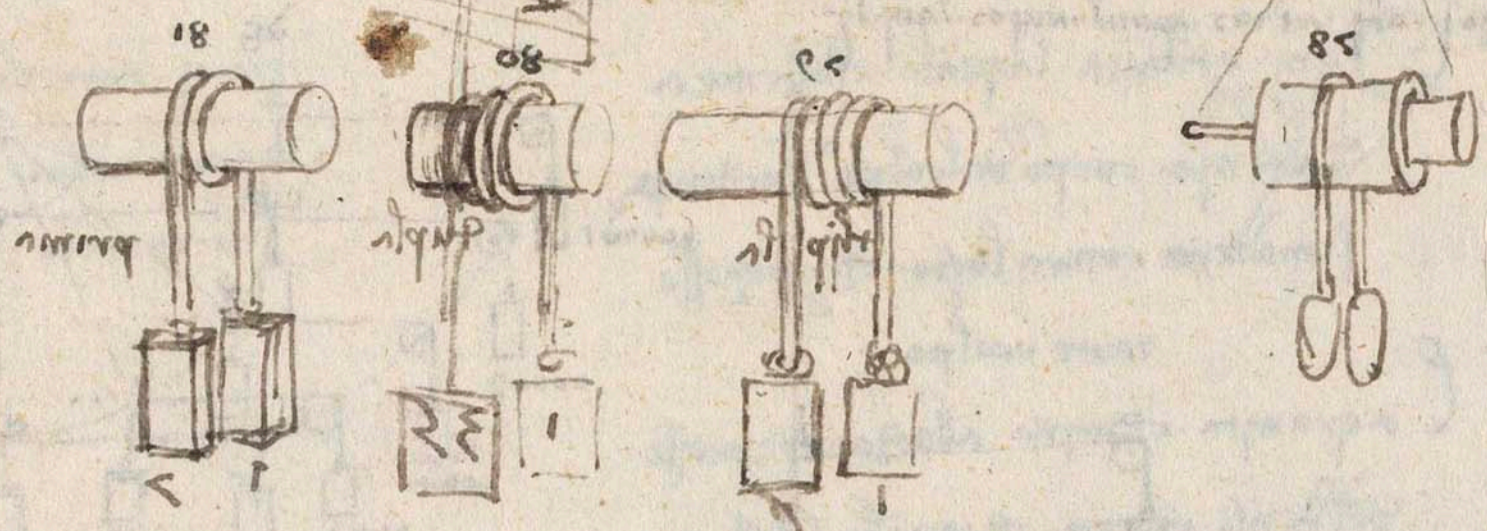
Handwritten text at the top left, likely a title or description of the diagrams.



Handwritten text in the center-right, possibly a description or explanation of the diagrams.



Handwritten text at the top right, possibly a title or reference.



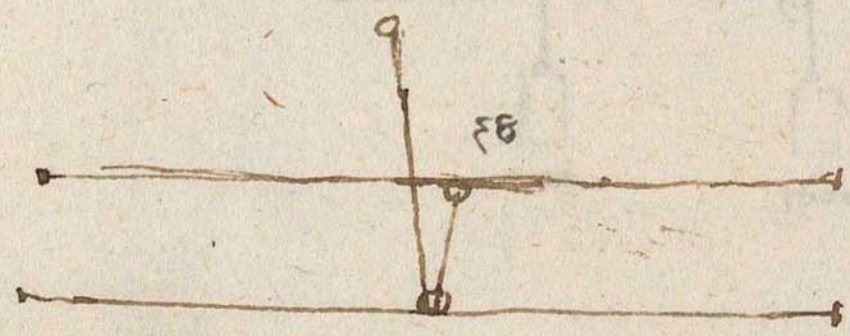
Handwritten text in a cursive script, likely describing the mechanics of the devices shown in the diagrams above.

Handwritten text in a cursive script, continuing the description of the mechanical devices.

Handwritten text in a cursive script, further detailing the mechanical principles.



Handwritten text on the left side of the page, possibly a note or a separate description.

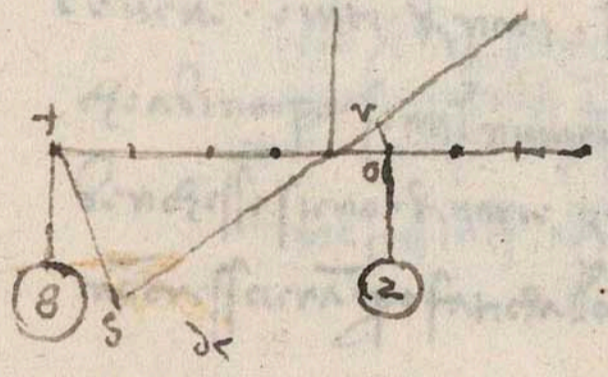


Handwritten text at the bottom of the page, likely describing the device in diagram 25.

տոտ

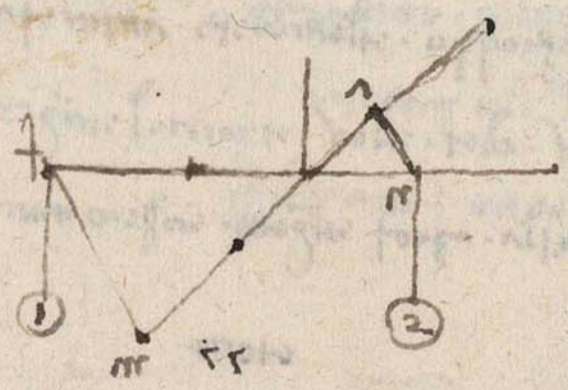
նորից զի անոր  
անորից անորից  
մեծությունս

Մտնողի մեծ. առաջին. արդար  
տարբերակի զոր. ինչպիսիս զոր. զ  
արդար. ինչպիսի. ինչպի. տարբերակի  
Մտնողի մեծությունս. ինչպի. ինչպի. ի



տոտ


արդար. ինչպիսի տարբերակի. զոր. տարբերակի  
մեծությունս. առաջին. արդար. տարբերակի  
տարբերակի. առաջին. արդար. տարբերակի  
մեծությունս  
Մտնողի մեծությունս. ինչպի. ինչպի. ի



տոտ

արդար. ինչպիսի տարբերակի. զոր. տարբերակի  
մեծությունս. առաջին. արդար. տարբերակի  
տարբերակի. առաջին. արդար. տարբերակի  
մեծությունս  
Մտնողի մեծությունս. ինչպի. ինչպի. ի

տոտ



տարբերակի. առաջին. արդար. տարբերակի  
մեծությունս. առաջին. արդար. տարբերակի  
տարբերակի. առաջին. արդար. տարբերակի  
մեծությունս  
Մտնողի մեծությունս. ինչպի. ինչպի. ի  
տարբերակի. առաջին. արդար. տարբերակի  
մեծությունս. առաջին. արդար. տարբերակի  
տարբերակի. առաջին. արդար. տարբերակի  
մեծությունս  
Մտնողի մեծությունս. ինչպի. ինչպի. ի

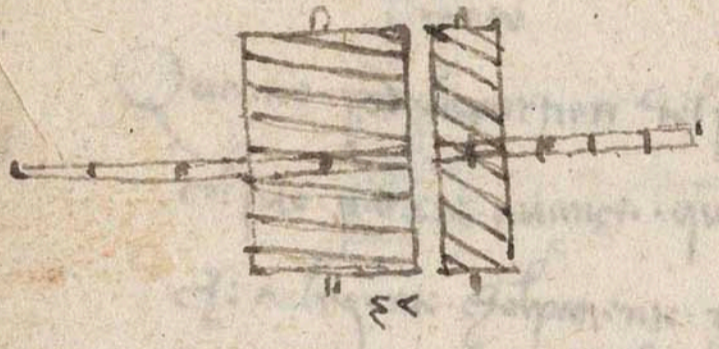
Handwritten text at the top left, partially obscured by a diagram.



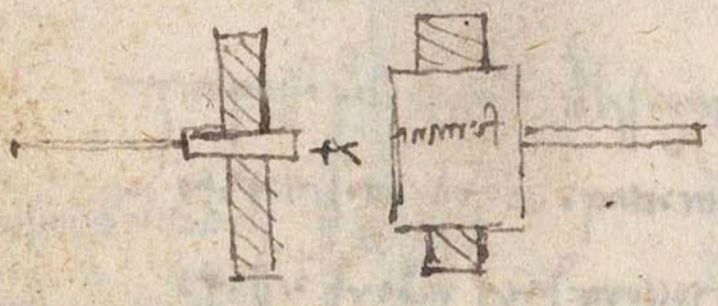
Handwritten text in the top right section, describing the diagram above.

Handwritten text in the middle left section, providing further details or instructions.

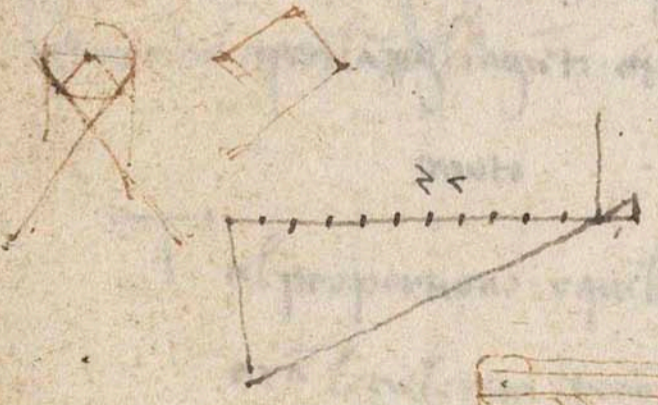
Handwritten text in the middle right section, continuing the description.



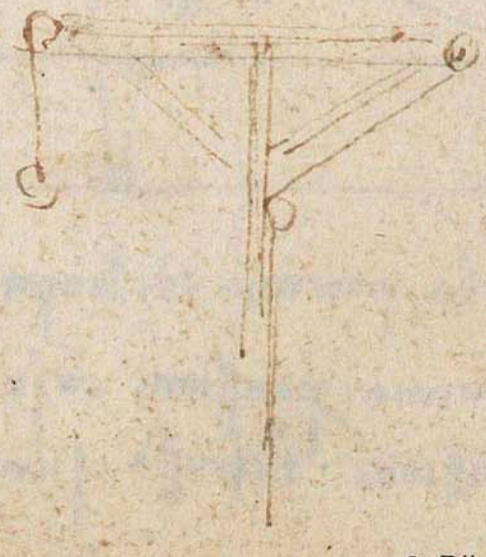

Handwritten text in the lower middle right section, describing the diagram below.



Handwritten text in the lower middle right section, describing the diagram below.



Handwritten text in the lower right section, describing the diagram below.



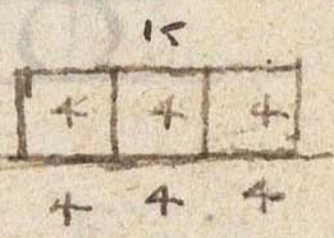
Handwritten text at the bottom left, possibly a signature or a note.

στοιμα: σπλην: φ



στοιμα: σπλην: φ. σπλην: φ. σπλην: φ. σπλην: φ.


σπλην: φ. σπλην: φ. σπλην: φ. σπλην: φ. σπλην: φ.



σπλην

σπλην: φ. σπλην: φ. σπλην: φ. σπλην: φ. σπλην: φ.


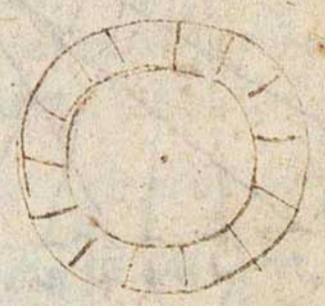
σπλην



σπλην: φ. σπλην: φ. σπλην: φ. σπλην: φ. σπλην: φ.

σπλην

σπλην: φ. σπλην: φ. σπλην: φ. σπλην: φ. σπλην: φ.





ἄνω



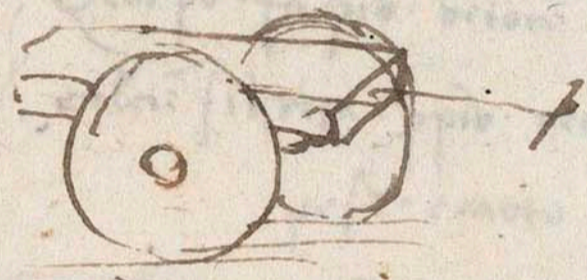
ἄνω ἄνω ἄνω ἄνω ἄνω ἄνω ἄνω ἄνω ἄνω ἄνω  
ἄνω ἄνω ἄνω ἄνω ἄνω ἄνω ἄνω ἄνω ἄνω ἄνω  
ἄνω ἄνω ἄνω ἄνω ἄνω ἄνω ἄνω ἄνω ἄνω ἄνω

ἄνω



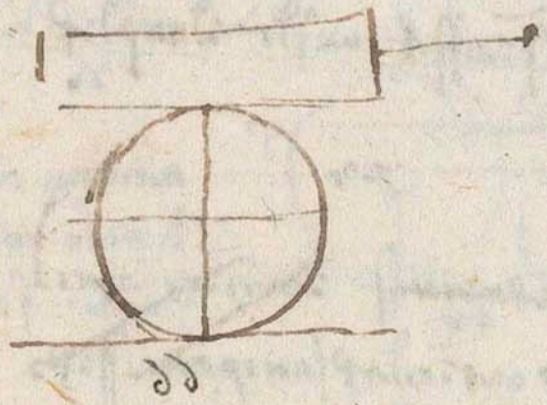
ἄνω ἄνω ἄνω ἄνω ἄνω ἄνω ἄνω ἄνω ἄνω ἄνω  
ἄνω ἄνω ἄνω ἄνω ἄνω ἄνω ἄνω ἄνω ἄνω ἄνω  
ἄνω ἄνω ἄνω ἄνω ἄνω ἄνω ἄνω ἄνω ἄνω ἄνω

ἄνω




ἄνω ἄνω ἄνω ἄνω ἄνω ἄνω ἄνω ἄνω ἄνω ἄνω  
ἄνω ἄνω ἄνω ἄνω ἄνω ἄνω ἄνω ἄνω ἄνω ἄνω  
ἄνω ἄνω ἄνω ἄνω ἄνω ἄνω ἄνω ἄνω ἄνω ἄνω

ἄνω



ἄνω ἄνω ἄνω ἄνω ἄνω ἄνω ἄνω ἄνω ἄνω ἄνω  
ἄνω ἄνω ἄνω ἄνω ἄνω ἄνω ἄνω ἄνω ἄνω ἄνω  
ἄνω ἄνω ἄνω ἄνω ἄνω ἄνω ἄνω ἄνω ἄνω ἄνω

of 29



of 29  
 of 29  
 of 29  
 of 29

of 29

of 29  
 of 29  
 of 29

of 29

of 29  
 of 29  
 of 29

of 29

of 29  
 of 29  
 of 29

of 29

of 29  
 of 29  
 of 29

of 29


of 29  
 of 29  
 of 29

of 29  
 of 29  
 of 29

of 29

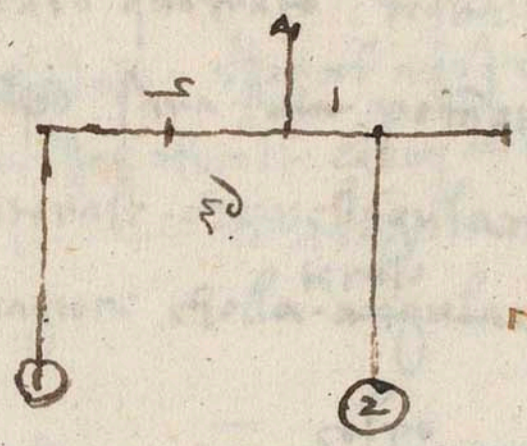
of 29  
 of 29  
 of 29

Handwritten text in a cursive script, likely a technical or architectural treatise. The text is arranged in several columns and appears to describe various aspects of the structures shown in the diagrams.

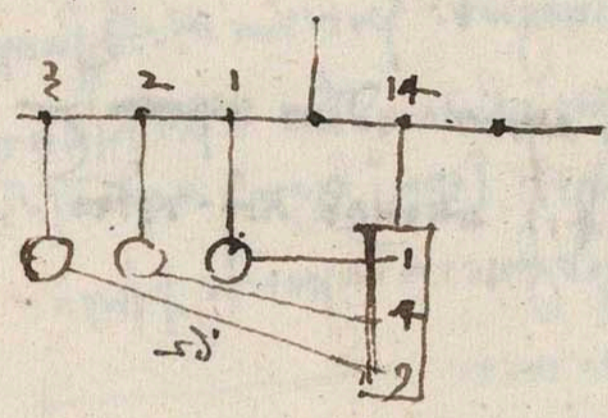




וי' ע



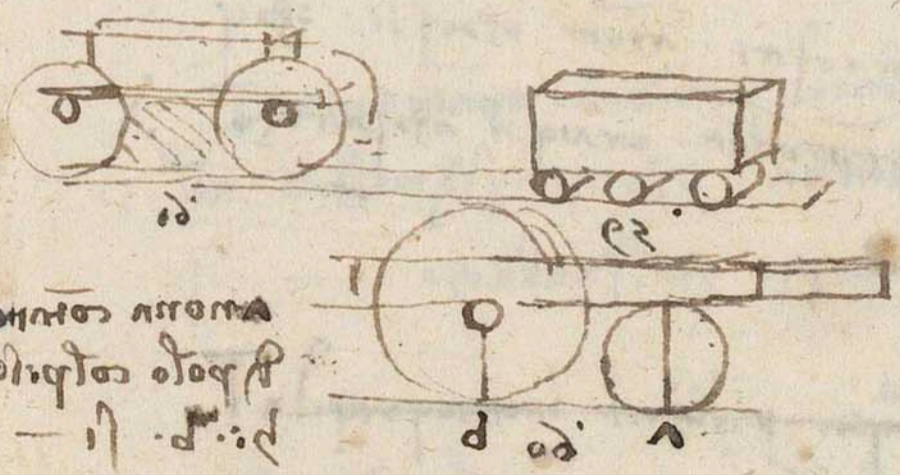
וי' ע: ארבעה חלקים. וכל אחד מהם  
 שווה למשקל המוריד. וזהו ענין  
 המשקל המוריד. וזהו ענין המשקל  
 המוריד. וזהו ענין המשקל המוריד.



וי' ע: ארבעה חלקים. וכל אחד מהם  
 שווה למשקל המוריד. וזהו ענין  
 המשקל המוריד. וזהו ענין המשקל  
 המוריד. וזהו ענין המשקל המוריד.

וי' ע: ארבעה חלקים. וכל אחד מהם  
 שווה למשקל המוריד. וזהו ענין  
 המשקל המוריד. וזהו ענין המשקל  
 המוריד. וזהו ענין המשקל המוריד.

וי' ע: ארבעה חלקים. וכל אחד מהם  
 שווה למשקל המוריד. וזהו ענין  
 המשקל המוריד. וזהו ענין המשקל  
 המוריד. וזהו ענין המשקל המוריד.



וי' ע: ארבעה חלקים. וכל אחד מהם  
 שווה למשקל המוריד. וזהו ענין  
 המשקל המוריד. וזהו ענין המשקל  
 המוריד. וזהו ענין המשקל המוריד.

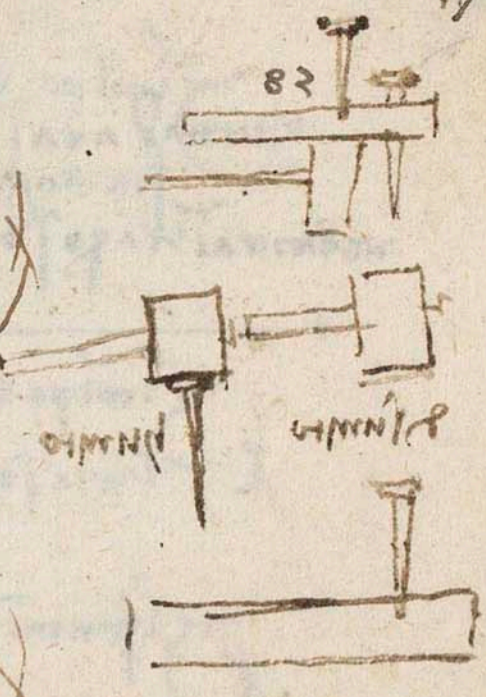
וי' ע: ארבעה חלקים. וכל אחד מהם  
 שווה למשקל המוריד. וזהו ענין  
 המשקל המוריד. וזהו ענין המשקל  
 המוריד. וזהו ענין המשקל המוריד.

וי' ע: ארבעה חלקים. וכל אחד מהם  
 שווה למשקל המוריד. וזהו ענין  
 המשקל המוריד. וזהו ענין המשקל  
 המוריד. וזהו ענין המשקל המוריד.



արժու

արժուի մասին խոսելով ասում ենք որ ի սրբազան  
և սրբազան արժուի մասին խոսելով ասում ենք որ ի սրբազան  
և սրբազան արժուի մասին խոսելով ասում ենք որ ի սրբազան



արժու

արժուի մասին խոսելով ասում ենք որ ի սրբազան  
և սրբազան արժուի մասին խոսելով ասում ենք որ ի սրբազան  
և սրբազան արժուի մասին խոսելով ասում ենք որ ի սրբազան

արժու

արժուի մասին խոսելով ասում ենք որ ի սրբազան  
և սրբազան արժուի մասին խոսելով ասում ենք որ ի սրբազան  
և սրբազան արժուի մասին խոսելով ասում ենք որ ի սրբազան

արժու


արժուի մասին խոսելով ասում ենք որ ի սրբազան  
և սրբազան արժուի մասին խոսելով ասում ենք որ ի սրբազան  
և սրբազան արժուի մասին խոսելով ասում ենք որ ի սրբազան

արժու

արժուի մասին խոսելով ասում ենք որ ի սրբազան  
և սրբազան արժուի մասին խոսելով ասում ենք որ ի սրբազան  
և սրբազան արժուի մասին խոսելով ասում ենք որ ի սրբազան

corbis

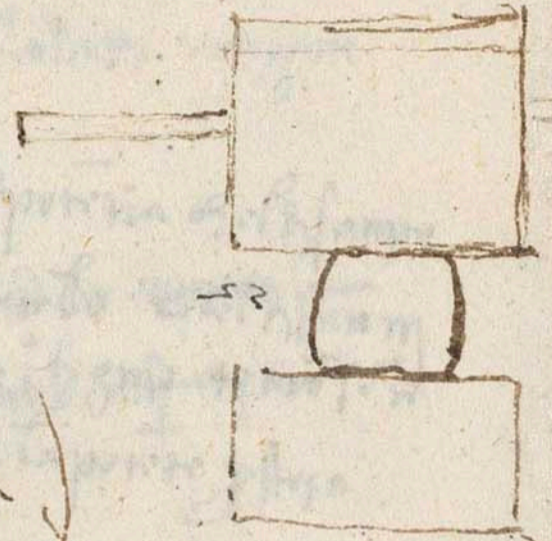
Handwritten text in a medieval script, likely describing the construction or use of a corbis.



12

corbis

Handwritten text in a medieval script, likely describing the construction or use of a corbis.



25

corbis

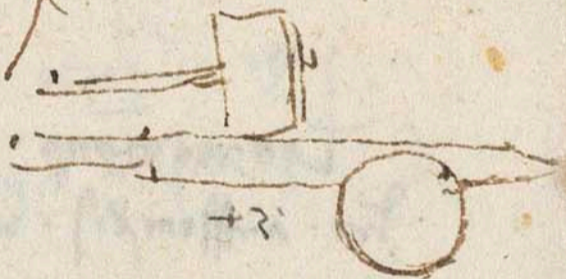
Handwritten text in a medieval script, likely describing the construction or use of a corbis.



23

corbis

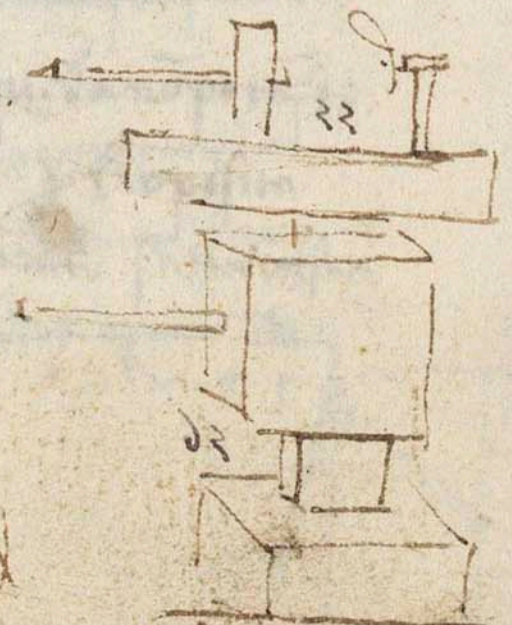
Handwritten text in a medieval script, likely describing the construction or use of a corbis.



24

corbis

Handwritten text in a medieval script, likely describing the construction or use of a corbis.



22



oqto

am... ..

am... ..

oqto

am... ..

am... ..

oqto

am... ..

am... ..

oqto

am... ..

am... ..

am... ..

oqto

am... ..

am... ..

am... ..

am... ..

oqto

am... ..

am... ..

oqto

am... ..

am... ..

am... ..

am... ..

am... ..











טומו

וְיִשְׂרָאֵל יִשְׂרָאֵל יִשְׂרָאֵל יִשְׂרָאֵל יִשְׂרָאֵל יִשְׂרָאֵל יִשְׂרָאֵל יִשְׂרָאֵל יִשְׂרָאֵל יִשְׂרָאֵל  
 יִשְׂרָאֵל יִשְׂרָאֵל יִשְׂרָאֵל יִשְׂרָאֵל יִשְׂרָאֵל יִשְׂרָאֵל יִשְׂרָאֵל יִשְׂרָאֵל יִשְׂרָאֵל יִשְׂרָאֵל  
 יִשְׂרָאֵל יִשְׂרָאֵל יִשְׂרָאֵל יִשְׂרָאֵל יִשְׂרָאֵל יִשְׂרָאֵל יִשְׂרָאֵל יִשְׂרָאֵל יִשְׂרָאֵל יִשְׂרָאֵל

טומו

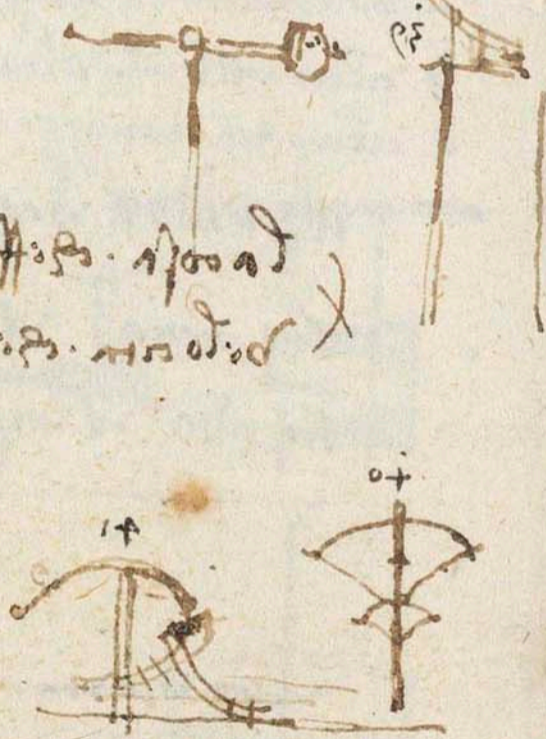
אֲנִי הָאֵל הַיְיָ אֱלֹהֵינוּ אֱלֹהֵינוּ אֱלֹהֵינוּ אֱלֹהֵינוּ אֱלֹהֵינוּ אֱלֹהֵינוּ אֱלֹהֵינוּ אֱלֹהֵינוּ  
 אֱלֹהֵינוּ אֱלֹהֵינוּ אֱלֹהֵינוּ אֱלֹהֵינוּ אֱלֹהֵינוּ אֱלֹהֵינוּ אֱלֹהֵינוּ אֱלֹהֵינוּ אֱלֹהֵינוּ

טומו

וְיִשְׂרָאֵל יִשְׂרָאֵל יִשְׂרָאֵל יִשְׂרָאֵל יִשְׂרָאֵל יִשְׂרָאֵל יִשְׂרָאֵל יִשְׂרָאֵל יִשְׂרָאֵל יִשְׂרָאֵל  
 יִשְׂרָאֵל יִשְׂרָאֵל יִשְׂרָאֵל יִשְׂרָאֵל יִשְׂרָאֵל יִשְׂרָאֵל יִשְׂרָאֵל יִשְׂרָאֵל יִשְׂרָאֵל יִשְׂרָאֵל

טומו

אֲנִי הָאֵל הַיְיָ אֱלֹהֵינוּ אֱלֹהֵינוּ אֱלֹהֵינוּ אֱלֹהֵינוּ אֱלֹהֵינוּ אֱלֹהֵינוּ אֱלֹהֵינוּ אֱלֹהֵינוּ  
 אֱלֹהֵינוּ אֱלֹהֵינוּ אֱלֹהֵינוּ אֱלֹהֵינוּ אֱלֹהֵינוּ אֱלֹהֵינוּ אֱלֹהֵינוּ אֱלֹהֵינוּ אֱלֹהֵינוּ



טומו

אֲנִי הָאֵל הַיְיָ אֱלֹהֵינוּ אֱלֹהֵינוּ אֱלֹהֵינוּ אֱלֹהֵינוּ אֱלֹהֵינוּ אֱלֹהֵינוּ אֱלֹהֵינוּ אֱלֹהֵינוּ  
 אֱלֹהֵינוּ אֱלֹהֵינוּ אֱלֹהֵינוּ אֱלֹהֵינוּ אֱלֹהֵינוּ אֱלֹהֵינוּ אֱלֹהֵינוּ אֱלֹהֵינוּ אֱלֹהֵינוּ

אֲנִי הָאֵל הַיְיָ אֱלֹהֵינוּ אֱלֹהֵינוּ אֱלֹהֵינוּ אֱלֹהֵינוּ אֱלֹהֵינוּ אֱלֹהֵינוּ אֱלֹהֵינוּ אֱלֹהֵינוּ  
 אֱלֹהֵינוּ אֱלֹהֵינוּ אֱלֹהֵינוּ אֱלֹהֵינוּ אֱלֹהֵינוּ אֱלֹהֵינוּ אֱלֹהֵינוּ אֱלֹהֵינוּ אֱלֹהֵינוּ

et om

... et omnia ...  
... et omnia ...

et om

... et omnia ...  
... et omnia ...

et om


... et omnia ...  
... et omnia ...

et om

... et omnia ...  
... et omnia ...

et om

... et omnia ...  
... et omnia ...



... et omnia ...  
... et omnia ...

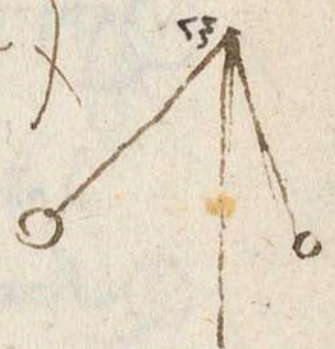
stom

Handwritten text in a cursive script, likely a medieval manuscript. The text is arranged in several lines, with some characters appearing to be stylized or possibly representing specific symbols or numbers.




stom

Handwritten text in a cursive script, continuing the manuscript's content. The lines are somewhat irregular, suggesting a working draft or a specific style of writing.



stom

Handwritten text in a cursive script, with some characters appearing to be larger or more prominent than others, possibly indicating key points or conclusions.



stom

Handwritten text in a cursive script, showing a continuation of the manuscript's text. The handwriting is consistent with the previous sections.

stom

Handwritten text in a cursive script, with some characters appearing to be larger or more prominent than others, possibly indicating key points or conclusions.

Handwritten text in a cursive script, possibly a heading or a specific section marker.

stom

Handwritten text in a cursive script, showing a continuation of the manuscript's text. The handwriting is consistent with the previous sections.



מחנה מלכות

לפי שכל המלכות נקראת על שם המלך  
וכן נקראת המלכות על שם המלך



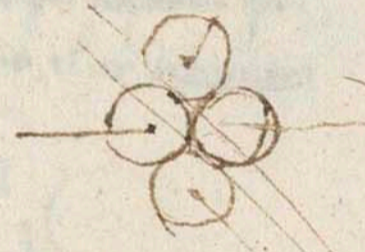
מחנה מלכות

לפי שכל המלכות נקראת על שם המלך  
וכן נקראת המלכות על שם המלך




מחנה

לפי שכל המלכות נקראת על שם המלך  
וכן נקראת המלכות על שם המלך



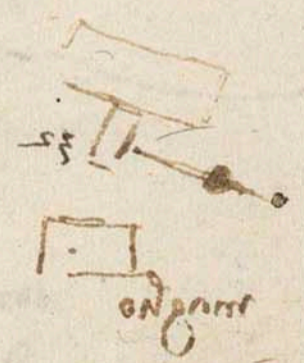
מחנה

לפי שכל המלכות נקראת על שם המלך  
וכן נקראת המלכות על שם המלך



מחנה

לפי שכל המלכות נקראת על שם המלך  
וכן נקראת המלכות על שם המלך



מחנה

לפי שכל המלכות נקראת על שם המלך  
וכן נקראת המלכות על שם המלך





ענין

אשר יבא אליו ויאמר לו הנה נתתי לך את כל אשר נתתי לך  
אשר נתתי לך ויאמר לו הנה נתתי לך את כל אשר נתתי לך

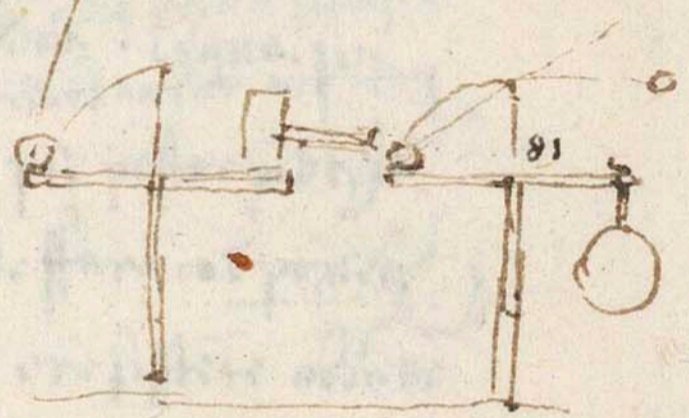
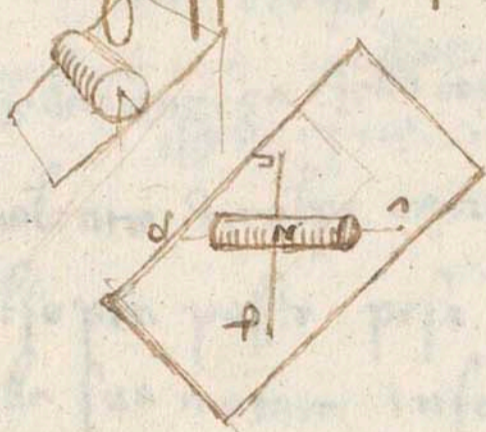
ענין

אשר יבא אליו ויאמר לו הנה נתתי לך את כל אשר נתתי לך  
אשר נתתי לך ויאמר לו הנה נתתי לך את כל אשר נתתי לך

ענין

אשר יבא אליו ויאמר לו הנה נתתי לך את כל אשר נתתי לך  
אשר נתתי לך ויאמר לו הנה נתתי לך את כל אשר נתתי לך

אשר יבא אליו ויאמר לו הנה נתתי לך את כל אשר נתתי לך  
אשר נתתי לך ויאמר לו הנה נתתי לך את כל אשר נתתי לך



ענין

אשר יבא אליו ויאמר לו הנה נתתי לך את כל אשר נתתי לך  
אשר נתתי לך ויאמר לו הנה נתתי לך את כל אשר נתתי לך

ענין

אשר יבא אליו ויאמר לו הנה נתתי לך את כל אשר נתתי לך  
אשר נתתי לך ויאמר לו הנה נתתי לך את כל אשר נתתי לך

אשר יבא אליו ויאמר לו הנה נתתי לך את כל אשר נתתי לך

אשר יבא אליו ויאמר לו הנה נתתי לך את כל אשר נתתי לך  
אשר נתתי לך ויאמר לו הנה נתתי לך את כל אשר נתתי לך

אשר יבא אליו ויאמר לו הנה נתתי לך את כל אשר נתתי לך  
אשר נתתי לך ויאמר לו הנה נתתי לך את כל אשר נתתי לך





colores . amato

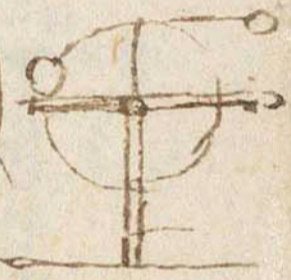
colores . amato  
colores . amato  
colores . amato  
colores . amato

colores

colores . amato  
colores . amato  
colores . amato

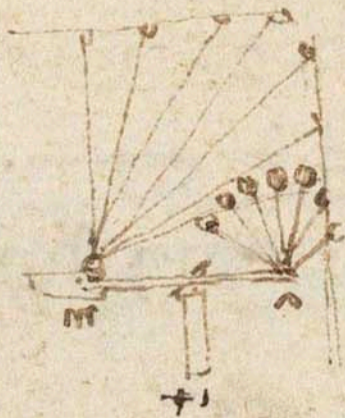
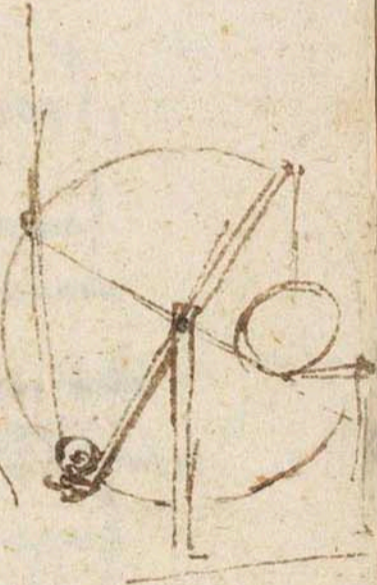
colores

colores . amato  
colores . amato  
colores . amato  
colores . amato  
colores . amato



colores

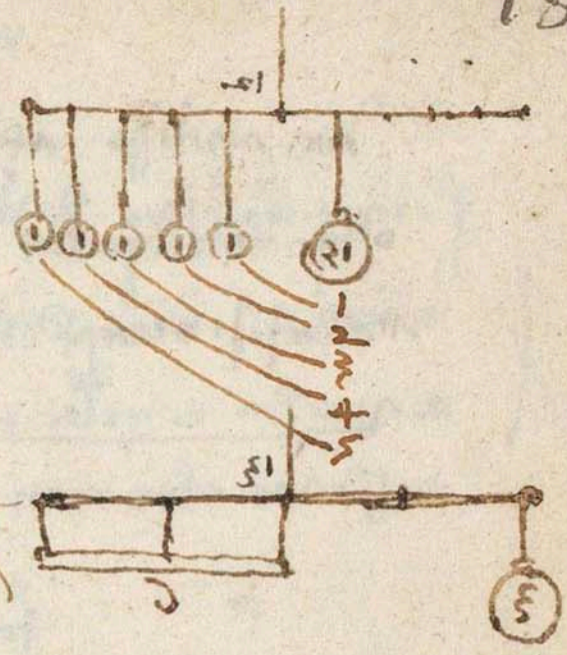
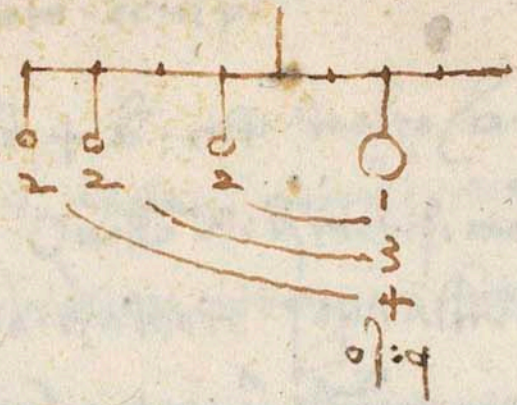
colores . amato  
colores . amato  
colores . amato  
colores . amato



colores . amato  
colores . amato  
colores . amato  
colores . amato  
colores . amato  
colores . amato  
colores . amato  
colores . amato  
colores . amato  
colores . amato








Handwritten text in a cursive script, likely a description of the diagrams above.



Handwritten word, possibly 'P' or 'P'.



Handwritten text in a cursive script, likely a description of the diagrams above.

Handwritten word, possibly 'P' or 'P'.

Handwritten text in a cursive script, likely a description of the diagrams above.

Handwritten word, possibly 'P' or 'P'.

Handwritten text in a cursive script, likely a description of the diagrams above.

Handwritten word, possibly 'P' or 'P'.

Handwritten text in a cursive script, likely a description of the diagrams above.

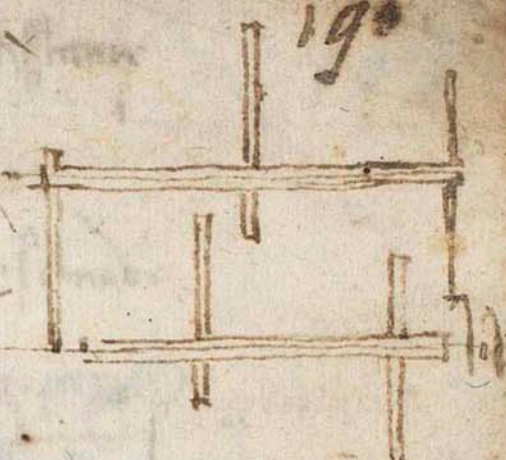




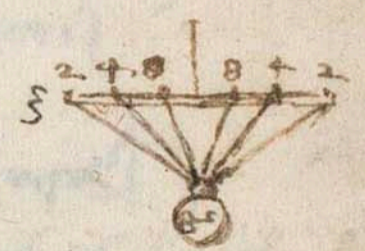




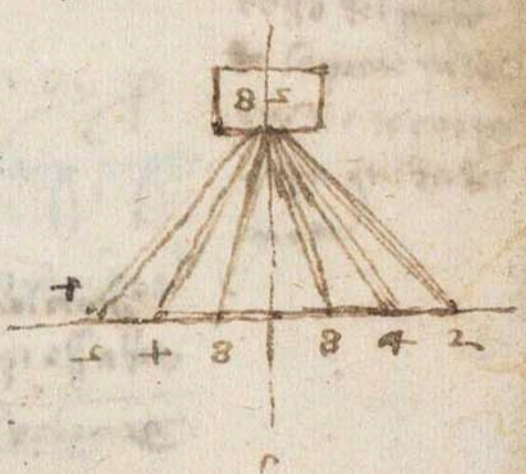
Handwritten text in a cursive script, likely a technical or scientific treatise. The text is written in a dark ink on aged paper.



Handwritten text in a cursive script, continuing the technical or scientific treatise. The text is written in a dark ink on aged paper.



Handwritten text in a cursive script, continuing the technical or scientific treatise. The text is written in a dark ink on aged paper.



Handwritten text in a cursive script, continuing the technical or scientific treatise. The text is written in a dark ink on aged paper.



Handwritten text in a cursive script, continuing the technical or scientific treatise. The text is written in a dark ink on aged paper.

Handwritten text in a cursive script, continuing the technical or scientific treatise. The text is written in a dark ink on aged paper.



Handwritten text in a cursive script, continuing the technical or scientific treatise. The text is written in a dark ink on aged paper.

Handwritten text at the top of the page, likely a title or header, written in a medieval script.

Second line of handwritten text, continuing the main body of the document.

Third line of handwritten text, showing further development of the text.

Fourth line of handwritten text, with some decorative elements.

Fifth line of handwritten text, continuing the narrative or list.

Sixth line of handwritten text, showing a change in the script or a new section.

Seventh line of handwritten text, with some larger characters.

Eighth line of handwritten text, possibly a section separator.

Ninth line of handwritten text, continuing the main text.

Tenth line of handwritten text, showing a transition.

Eleventh line of handwritten text, with some decorative flourishes.

Twelfth line of handwritten text, continuing the text.

Thirteenth line of handwritten text, showing a new section.

Fourteenth line of handwritten text, with some larger characters.

Fifteenth line of handwritten text, continuing the text.

Sixteenth line of handwritten text, showing a transition.

Seventeenth line of handwritten text, with some decorative elements.

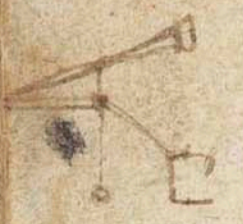
Vertical column of handwritten text on the right side of the page, possibly a marginal note or gloss.

Vertical column of handwritten text on the right side of the page, continuing the marginal notes.

Vertical column of handwritten text on the right side of the page, with some larger characters.



Vertical column of handwritten text on the left side of the page, possibly a marginal note.



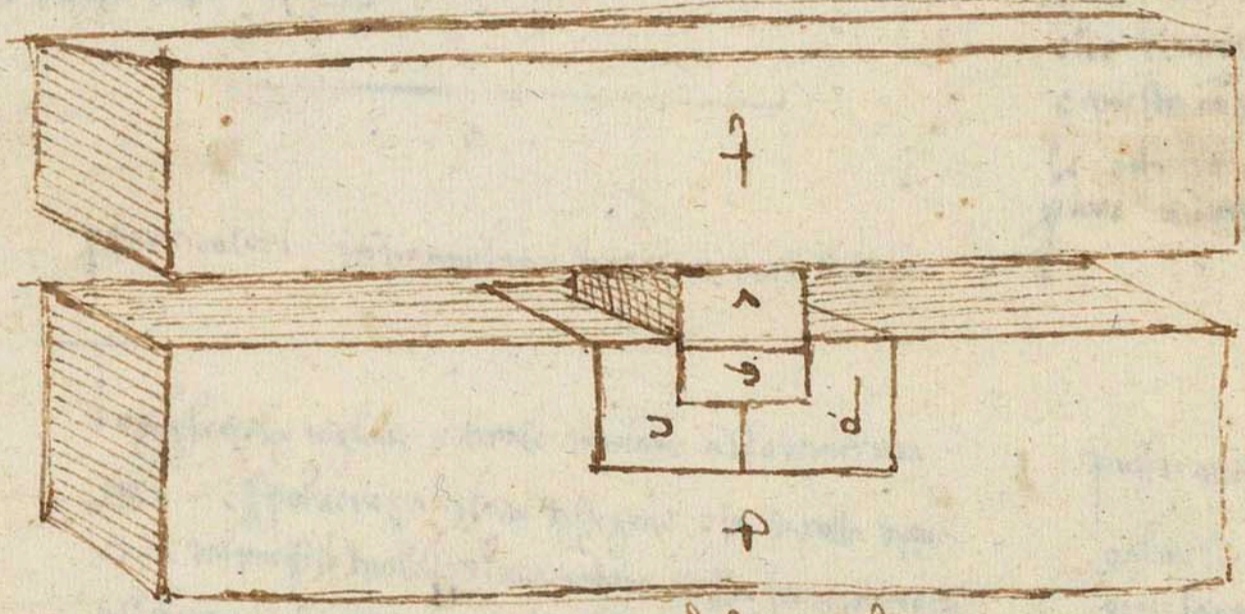
Vertical column of handwritten text on the left side of the page, continuing the marginal notes.



① *Handwritten text in a cursive script, possibly a list or inventory.*  
~~Handwritten text, crossed out with a horizontal line.~~

*Handwritten text, possibly a title or heading.*

*Handwritten text, possibly a list or inventory.*



*Handwritten text below the diagram, possibly describing its components.*



*Handwritten text at the bottom of the page, possibly a concluding note or signature.*

8. 5. 9  
 5. 2  
 10. 10  
 11. 11  
 12. 12  
 13. 13  
 14. 14  
 15. 15  
 16. 16  
 17. 17  
 18. 18  
 19. 19  
 20. 20  
 21. 21  
 22. 22  
 23. 23  
 24. 24  
 25. 25  
 26. 26  
 27. 27  
 28. 28  
 29. 29  
 30. 30  
 31. 31  
 32. 32  
 33. 33  
 34. 34  
 35. 35  
 36. 36  
 37. 37  
 38. 38  
 39. 39  
 40. 40  
 41. 41  
 42. 42  
 43. 43  
 44. 44  
 45. 45  
 46. 46  
 47. 47  
 48. 48  
 49. 49  
 50. 50



1. 1  
 2. 2  
 3. 3  
 4. 4  
 5. 5  
 6. 6  
 7. 7  
 8. 8  
 9. 9  
 10. 10  
 11. 11  
 12. 12  
 13. 13  
 14. 14  
 15. 15  
 16. 16  
 17. 17  
 18. 18  
 19. 19  
 20. 20  
 21. 21  
 22. 22  
 23. 23  
 24. 24  
 25. 25  
 26. 26  
 27. 27  
 28. 28  
 29. 29  
 30. 30  
 31. 31  
 32. 32  
 33. 33  
 34. 34  
 35. 35  
 36. 36  
 37. 37  
 38. 38  
 39. 39  
 40. 40  
 41. 41  
 42. 42  
 43. 43  
 44. 44  
 45. 45  
 46. 46  
 47. 47  
 48. 48  
 49. 49  
 50. 50

1. 1  
 2. 2  
 3. 3  
 4. 4  
 5. 5  
 6. 6  
 7. 7  
 8. 8  
 9. 9  
 10. 10  
 11. 11  
 12. 12  
 13. 13  
 14. 14  
 15. 15  
 16. 16  
 17. 17  
 18. 18  
 19. 19  
 20. 20  
 21. 21  
 22. 22  
 23. 23  
 24. 24  
 25. 25  
 26. 26  
 27. 27  
 28. 28  
 29. 29  
 30. 30  
 31. 31  
 32. 32  
 33. 33  
 34. 34  
 35. 35  
 36. 36  
 37. 37  
 38. 38  
 39. 39  
 40. 40  
 41. 41  
 42. 42  
 43. 43  
 44. 44  
 45. 45  
 46. 46  
 47. 47  
 48. 48  
 49. 49  
 50. 50

1. 1  
 2. 2  
 3. 3  
 4. 4  
 5. 5  
 6. 6  
 7. 7  
 8. 8  
 9. 9  
 10. 10  
 11. 11  
 12. 12  
 13. 13  
 14. 14  
 15. 15  
 16. 16  
 17. 17  
 18. 18  
 19. 19  
 20. 20  
 21. 21  
 22. 22  
 23. 23  
 24. 24  
 25. 25  
 26. 26  
 27. 27  
 28. 28  
 29. 29  
 30. 30  
 31. 31  
 32. 32  
 33. 33  
 34. 34  
 35. 35  
 36. 36  
 37. 37  
 38. 38  
 39. 39  
 40. 40  
 41. 41  
 42. 42  
 43. 43  
 44. 44  
 45. 45  
 46. 46  
 47. 47  
 48. 48  
 49. 49  
 50. 50

1. 1  
 2. 2  
 3. 3  
 4. 4  
 5. 5  
 6. 6  
 7. 7  
 8. 8  
 9. 9  
 10. 10  
 11. 11  
 12. 12  
 13. 13  
 14. 14  
 15. 15  
 16. 16  
 17. 17  
 18. 18  
 19. 19  
 20. 20  
 21. 21  
 22. 22  
 23. 23  
 24. 24  
 25. 25  
 26. 26  
 27. 27  
 28. 28  
 29. 29  
 30. 30  
 31. 31  
 32. 32  
 33. 33  
 34. 34  
 35. 35  
 36. 36  
 37. 37  
 38. 38  
 39. 39  
 40. 40  
 41. 41  
 42. 42  
 43. 43  
 44. 44  
 45. 45  
 46. 46  
 47. 47  
 48. 48  
 49. 49  
 50. 50

1. 1  
 2. 2  
 3. 3  
 4. 4  
 5. 5  
 6. 6  
 7. 7  
 8. 8  
 9. 9  
 10. 10  
 11. 11  
 12. 12  
 13. 13  
 14. 14  
 15. 15  
 16. 16  
 17. 17  
 18. 18  
 19. 19  
 20. 20  
 21. 21  
 22. 22  
 23. 23  
 24. 24  
 25. 25  
 26. 26  
 27. 27  
 28. 28  
 29. 29  
 30. 30  
 31. 31  
 32. 32  
 33. 33  
 34. 34  
 35. 35  
 36. 36  
 37. 37  
 38. 38  
 39. 39  
 40. 40  
 41. 41  
 42. 42  
 43. 43  
 44. 44  
 45. 45  
 46. 46  
 47. 47  
 48. 48  
 49. 49  
 50. 50

1. 1  
 2. 2  
 3. 3  
 4. 4  
 5. 5  
 6. 6  
 7. 7  
 8. 8  
 9. 9  
 10. 10  
 11. 11  
 12. 12  
 13. 13  
 14. 14  
 15. 15  
 16. 16  
 17. 17  
 18. 18  
 19. 19  
 20. 20  
 21. 21  
 22. 22  
 23. 23  
 24. 24  
 25. 25  
 26. 26  
 27. 27  
 28. 28  
 29. 29  
 30. 30  
 31. 31  
 32. 32  
 33. 33  
 34. 34  
 35. 35  
 36. 36  
 37. 37  
 38. 38  
 39. 39  
 40. 40  
 41. 41  
 42. 42  
 43. 43  
 44. 44  
 45. 45  
 46. 46  
 47. 47  
 48. 48  
 49. 49  
 50. 50

1. 1  
 2. 2  
 3. 3  
 4. 4  
 5. 5  
 6. 6  
 7. 7  
 8. 8  
 9. 9  
 10. 10  
 11. 11  
 12. 12  
 13. 13  
 14. 14  
 15. 15  
 16. 16  
 17. 17  
 18. 18  
 19. 19  
 20. 20  
 21. 21  
 22. 22  
 23. 23  
 24. 24  
 25. 25  
 26. 26  
 27. 27  
 28. 28  
 29. 29  
 30. 30  
 31. 31  
 32. 32  
 33. 33  
 34. 34  
 35. 35  
 36. 36  
 37. 37  
 38. 38  
 39. 39  
 40. 40  
 41. 41  
 42. 42  
 43. 43  
 44. 44  
 45. 45  
 46. 46  
 47. 47  
 48. 48  
 49. 49  
 50. 50

