DECLASSIFIED E.O. 12065 SECTION 3-402/NNDG NO. 775013

GHQ/SCAP Records (RG 331, National Archives and Records Service)

Description of contents

(1) Box no. 2816

(2) Folder title/number: (14)
Sanitary Engineering - Yamanashi

(3) Date: Nov. 1949 - Mar. 1951

(4) Subject:

Classification	Type of record
9751	c, e, p

(5) Item description and comment:

Yamanashi

(6) Reproduction: (Yes) No

(7) Film no. Sheet no.

(Compiled by *National Diet Library*)

DECLASSIFIED E.O. 12065 SECTION 3-402/NNDG NO. 775013

Monthly Report of Sanitary Engineering & Food Sanitation

Name of Prefecture: 山 柴 縣 Yamanashi Month Ending 二 月 February 1951

			This month	Previous Month
Rodent Control	No. of Traps distributed		297	221
	No. of Baits distributed		28.905	2.055
	No. of Pats collected		19.435	22.660
	No. of Teams engaged	Central Office	0	0
		Health Centers	60	24
		Total man Days	(90×6) 540	768
Insect Control	No. of Persons dusted		2.332	7.192
	No. of Installation sprayed		293	364
	No. of Dwelling sprayed		770	2.516
	Sprayed Acreage (1.9 km)		12	18
	No. of Teams engaged	Central Office	0	0
		Health Centers	48	30
		Total man Days	(78×12) 936	923
Water Supply	Total Consumption (month)		975.291 m3	1.023836 m3
	Chlorine added (P.P.M)		0.8	0.7
	chlorine residual (P.P.M)		0.3	0.4
	No. of analyses		1954	1654
Nightsoil Collection	By Pref. Laboreys		0	0
	By Farmers		1.924	2.560
	Total (Ton)		1.924	2.560
Garbage Collection	Occupation (Ton)		0	0
	Indigenous (Ton)		1.41	1.65

Yamanashi 1951 February

			This month	Previous month
Rodent Control	no of Traps distributed		217	721
	no. of Baits distributed		28.90↓	2.0↓↓
	no of Rats collected		1P.43↓	22.660
	no. of Teams engaged	Central Office	0	0
		Health Centers	60	248
		Total man Days	(90×6) ↓40	768
Water Insect Supply Control	no. of Persons dusted		2.332	7.182
	no. of Installation sprayed		293	364
	no. of Dwelling sprayed		770	2.↓16
	Sprayed Voyage (1.2 Km)		12	18
	no. of Teams engaged	Central Office	0	0
		Health Centers	48	30
		Total man Days	(78×12) P36	P23
	Total Consumption (month)		975.291 m3	10.23836 m3
	Chlorine added (P.P.M)		0.8	0.7
	Chlorine residual (P.P.M)		0.3	0.↓
	no. of analyses		181↓	161↓
Nightsoil Collection	By Prof. Laborers		C	0
	By Farmers		1.P2↓	2.↓60
	Total (Ton)		1.P↓4	2.↓10
Garbage Collection	Occupation (Ton)		0	0
	Indigenous (Ton)		1.4↓	1.6↓

		No. of Licensed	No. of Closed	No. of Inspected	No. of Installation	
Food Sanitation	Restaurant	337	2	194	335	
	River Restaurant	37		24	37	
	Tea Room	1.005		96	1.005	
	Bake y	102		86	106	Of which, 4 case
	Quick Lunch Shop	1.203	4	456	1.119	
	Flour mill			4	345	Not the object o
	Candy Factory	572		347	↓94	Of which, 22 case
	Ice Plant	3		2	3	
	Sake Plant Brewery	17		26	74	Non-objects of au
	Food Warehouse				19	Not the object of
	Milk Plant	29		27	29	
	Dairy			224	1.098	Not the object of
	Slaughter House	7		6	7	
	Meat Processing Plant	3		3	3	
	Fishery					
	Fish Processing Plant	2		2	2	
	Others	865		1.110	7.184	Non-objects of auth

2	no. of Dwelling sprayed	770	2.↓16

DECLASSIFIED E.O. 12065 SECTION 3-402/NNDG NO. 775013

Insect Control	No. of Dwelling sprayed		770	2,516
	Sprayed Acreage (i.e. Km.)		12	18
	No. of Teams engaged	Central Office	0	0
		Health Centers	48	30
		Total man Days	(78×12) P36	P23
Water Supply	Total Consumption (month)		975.291 m³	10.23836 m³
	Chlorine added (P.P.M)		0.8	0.7
	chlorine residual (P.P.M)		0.3	0.6
	no. of analipses		1814	1614
Nightsoil Collection	By Pref. Laborers		0	0
	By Farmers		1,224	2,460
	Total (Ton)		1,224	2,460
Garbage Collection	Occupation (Ton)		0	0
	Indigenous (Ton)		141	164

		No. of Licensed	No. of Closed	No. of Inspected	No. of Installation	
Food Sanitation	Restaurant	337	2	114	335	
	River Restaurant	37		24	37	
	Tea Room	1,005		96	1,005	
	Bar & Lunch Shop	102		86	106	Of which, 4 case
	Quick Lunch Shop	1,203	4	456	1,119	
	Flour mill			4	345	Not the object o
	Candy Factory	572		347	594	Of which, 22 case
	Ice Plant	3		2	3	
	Soda Plant Brewery	17		26	74	Non-objects of au
	Food Warehouse				19	Not the object of
	Milk Plant	29		27	29	
	Dairy			224	1,098	Not the object of
	Slaughter House	7		6	7	
	Meat Processing Plant	3		3	3	
	Fishery					
	Fish Processing Plant	2		2	2	
	Others	865		1,110	7,184	Non-objects of auth
	Total	4,182	6	2,607	11,960	

DECLASSIFIED E.O. 12065 SECTION 3-402/NNDG NO. 775013

	engaged	Total man Days	(90×6) 540	768
Water Insect Supply Control	No. of Persons dusted		2,332	7,182
	No. of Installation Sprayed		293	364
	No. of Dwelling Sprayed		570	2,516
	Sprayed Acreage (in Km.)		12	18
	No. of Teams engaged	Central Office	0	0
		Health Centres	48	30
		Total man Days	(78×12) 936	923
	Total Consumption (month)		975.291 m3	1.023836 m3
	Chlorine added (P.P.M)		0.8	0.7
	Chlorine residual (P.P.M)		0.3	0.4
	No. of analyses		1814	1614
Nightsoil Collection	By Pref. Laborers		0	0
	By Farmers		1,924	2,460
	Total (Ton)		1,924	2,460
Garbage Collection	Occupation (Ton)		0	0
	Indigenous (Ton)		1,471	1,68

		No. of Licensed	No. of Closed	No. of Inspected	No. of Installation	
Food Sanitation	Restaurant	337	2	194	335	
	Rice Restaurant	37		24	37	
	Tea Room	1,005		96	1,005	
	Bakery	102		86	1106	Of which, 4 cases are being applied for authorization
	Quick Lunch Shop	1,203	4	456	1,118	
	Flour Mill			4	345	Not the object of authorization
	Candy Factory	572		347	594	Of which, 22 cases are being applied for authorization
	Ice Plant	3		2	3	
	Sake Plant Brewery	17		26	74	Non-objects of authorization included
	Food Watch Booth				19	Not the object of authorization
	Milk Plant	29		27	29	
	Dairy			224	1,098	Not the object of authorization
	Slaughter House	7		6	7	
	Meat Processing Plant	3		3	3	
	Fishery					
	Fish Processing Plant	2		2	2	
	Others	865		1,110	7,184	Non-objects of authorization included
	Total	4,182	6	2,607	11,960	

DECLASSIFIED E.O. 12065 SECTION 3-402/NNDG NO. 775013

DECLASSIFIED E.O. 12065 SECTION 3-402/NNDG NO. 775013

File Sanitary Engineering

KANTO CIVIL AFFAIRS REGION
PUBLIC HEALTH SECTION
APO 500

8 March 1951

MEMORANDUM FOR RECORD: ECONOMIC SECTION

SUBJECT: Alleged Pollution of Kitsune River, Yamanashi Prefecture by Hayakawa Industry Company (Tanning Factory)

1. General Facts Concerning Existing Conditions:

a. The plant does cause considerable discoloration, odor and amount of animal material (small pieces hides, hairs, etc) to small stream.

b. Those persons using stream for drinking water have been informed as to dangerous condition. However, those using it should realize that original condition prior to this makes it improper use for drinking.

c. Only a few persons are actually affected.

d. Those affected have well supplies for drinking nearby at present time.

e. Indications are that the drinking water idea is not basically true, but rather the water is used more for such uses as washing food and clothing which condition is bad for this but more weight would result from saying it was used as drinking water.

f. From the economic viewpoint the number of men employed, etc. far outweighs the danger supposedly cause by the pollution.

g. There is an inherent dislike for such an industry in Japan so much could be made of the present situation on this rather than factual case.

h. However, in view of its possible danger, the following steps to be taken by the company are under planning and will be carried out after agreement by those concerned.

DECLASSIFIED E.O. 12065 SECTION 3-402/NNDG NO. 775013

8 March 1951

Subject: Alleged Pollution of Kitsune River, Yamanashi Prefecture by Hayakawa Industry Company (Tanning Factory)

(1) All water leaving the plant will undergo treatment before entering the stream.

(a) Screening for removal of coarse material.

(b) Addition of coagulating material (probably lime) continuously.

(c) Sedimentation - tanks to be constructed to allow a minimum of 4 hours retention at maximum discharge rates.

(d) Final screening.

(e) Control regulator for even flow into stream rather than surges as is now occurring. Allowing for an estimated 4 to 6 hour period beyond the operating period of the plant for disposal.

2. It is felt that with the above work being carried out and properly dosed should remove a great percentage of the material. Some color will remain regardless of what is done. However, the dilution caused by the stream is very great (estimated at 1/1500) and should eliminate any great public health hazard.

3. Conclusion: The economic factor involved (industry in small town) is by far much more important than danger illeged to exist.

CLINTON W. ALLEN
Sanitary Engineer

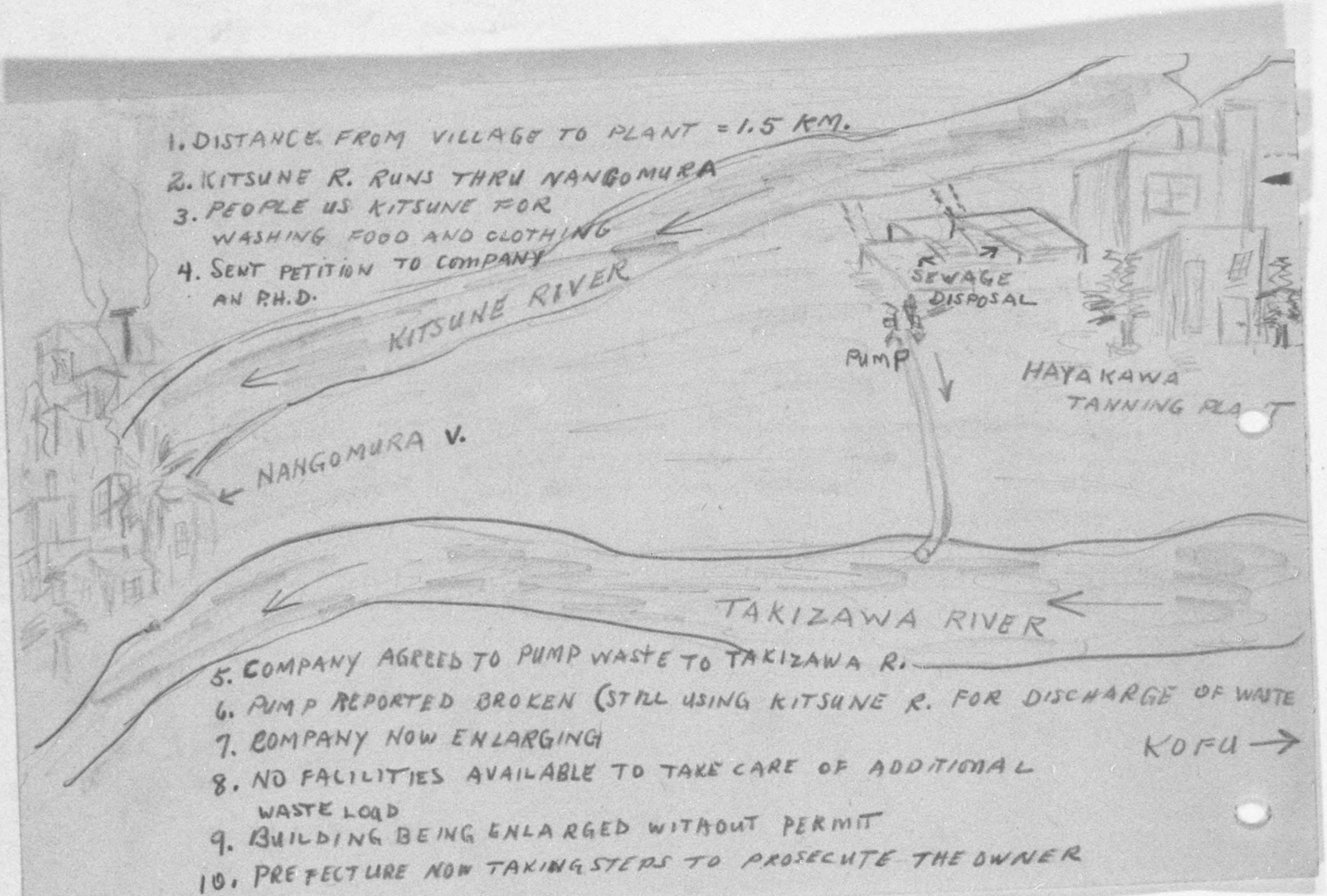

DECLASSIFIED E.O. 12065 SECTION 3-402/NNDG NO. 775013

DECLASSIFIED E.O. 12065 SECTION 3-402/NNDG NO. 775013

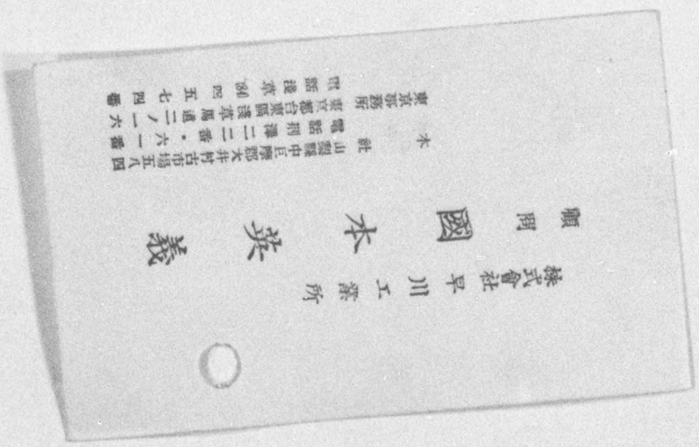

東京事務所 東京都台東區淺草馬道二ノ一六番
電話 浅草 (84) 四五七四番
本社 山梨縣中巨摩郡大井村古市場五八四

國本英義

株式會社早川工業所

DECLASSIFIED E.O. 12065 SECTION 3-402/NNDG NO. 775013

東務殿梯後

澤登千收

株式會社早川工業所

People having connection with Communists:
at Izumi village

Yukio Noda
Kiichiro Oki member of Village Assembly
Michio Dikubo chief of Fireman
Izumi Dikubo official

others: Hiraga - chief Clerk sanitation section
Omori clerk at Ogasawara " "

DECLASSIFIED E.O. 12065 SECTION 3-402/NNDG NO. 775013

Office: Hayakawa Industry, Ltd.
6 Nichome, Umamichi
Asakusa, Taito-ku, Tokyo

Factory: Nankomura, Nakakoma-gun
Yamanashi Pref.

Business: Tanning & manufacturing
imported leathers

Quantity: 80,000 sq. ft. a month

(中央大學用箋)

DECLASSIFIED E.O. 12065 SECTION 3-402/NNDG NO. 775013

DECLASSIFIED E.O. 12065 SECTION 3-402/NNDG NO. 775013

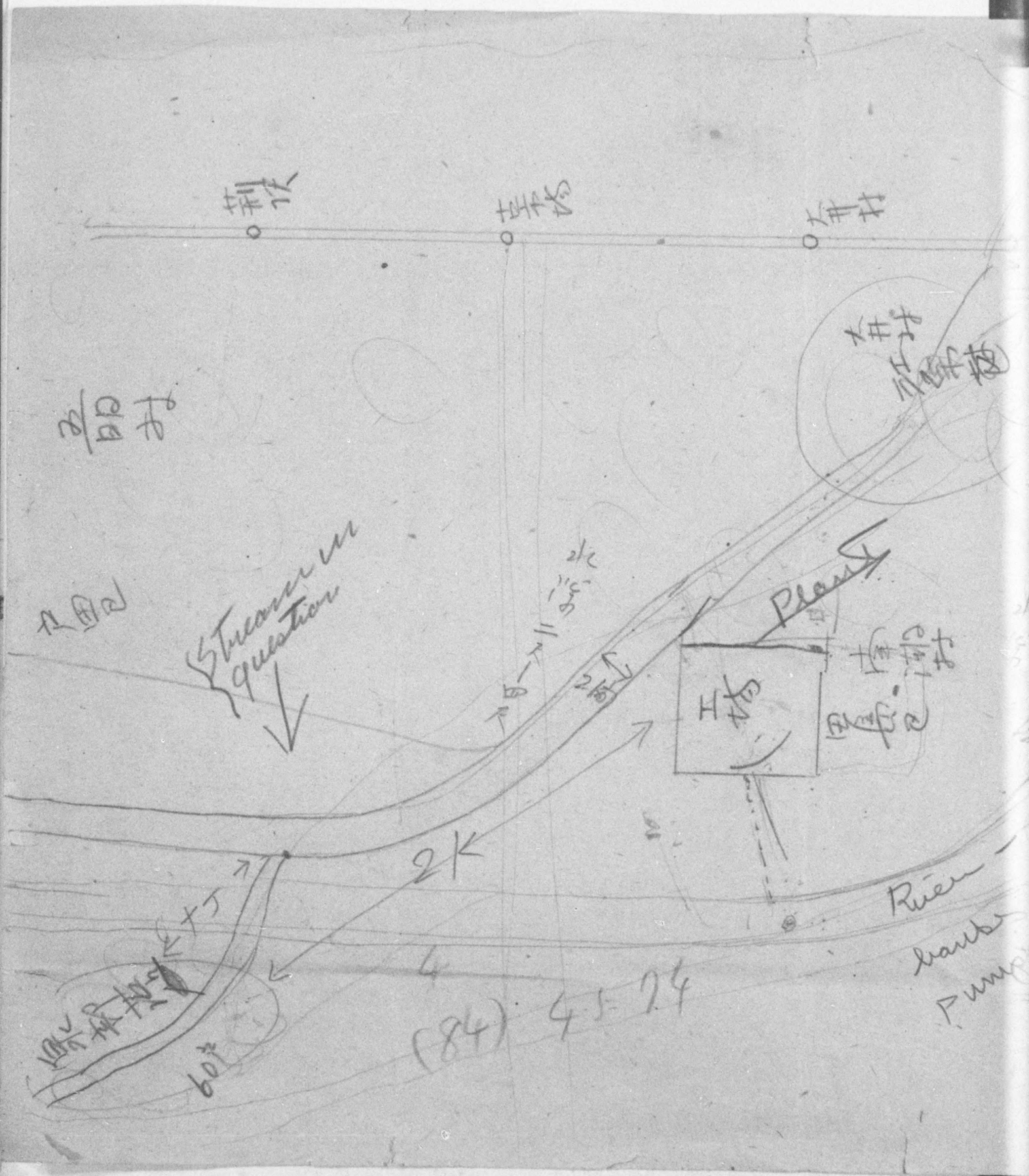

DECLASSIFIED E.O. 12065 SECTION 3-402/NNDG NO. 775013

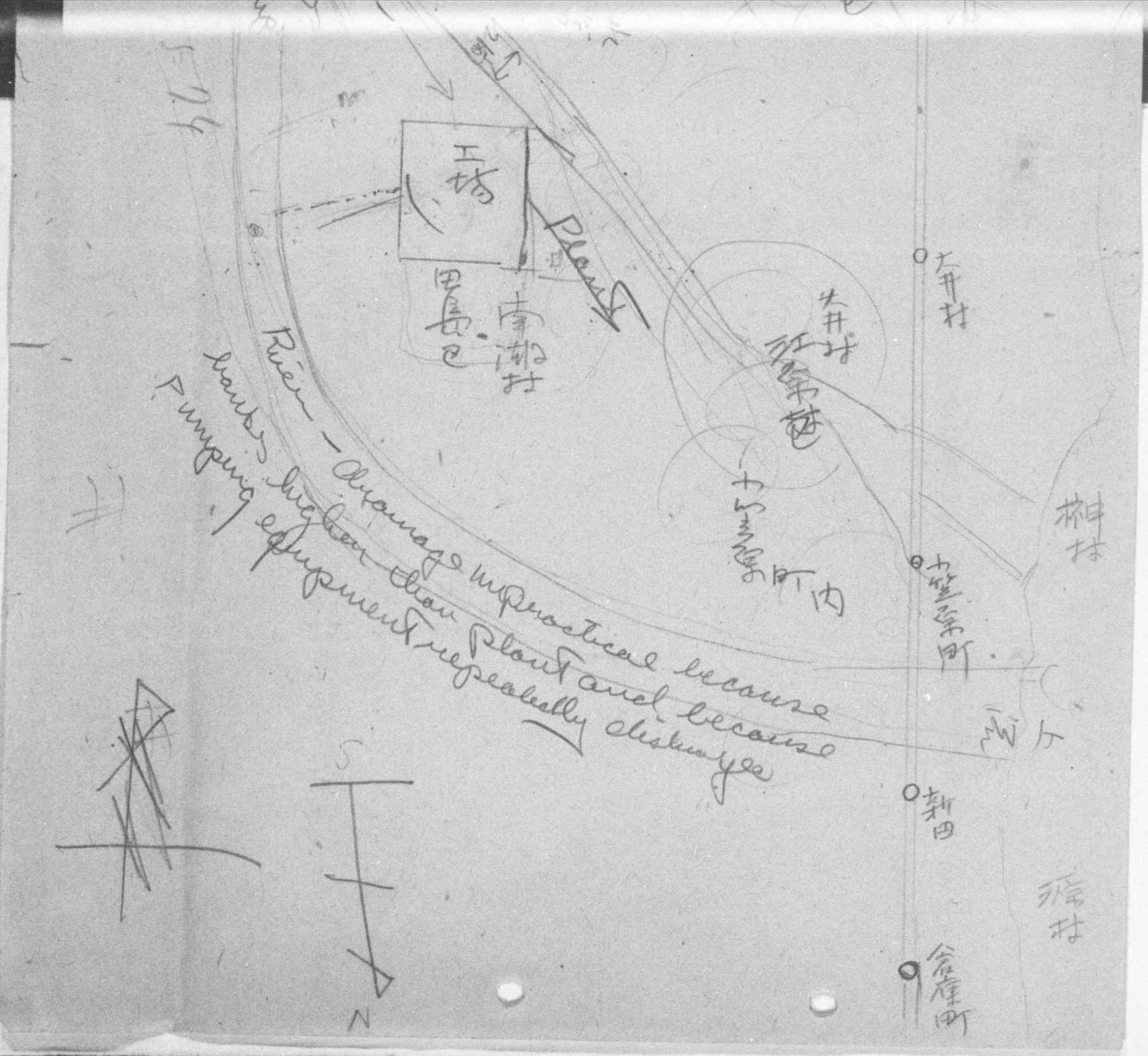

Rivers — drainage impractical because
hardly higher than plant and because
pumping equipment repeatedly disturbed

DECLASSIFIED E.O. 12065 SECTION 3-402/NNDG NO. 775013

To: Governer of Yamanshi Prefecture

From: Residents of Izumi Community of Nanko Village (119 persons)

18 Oct 50.

1. We think the prefectural authorities are well aware that we inhabitants in down stream area put up an objection in fear of our drinking water to be polluted when the Hayakawa Hide Company applied the prefecture for approval of establishing a factory in 1948.

2. After a series of several controversial inhabitants meetings and study meeting s we agreed to the prefecture's approval, as you know, with a view to respect of freedom of induvidual enterprize and to our belief ot talks of supervisory offices.

3. The present situations, however, are in such state that sewerage treatment facilities are left intact, despite the plant has been several times extended and wells for industrial use have been increased in several more places since its start, and menace to our life is increasing day by day with much pollution of river water due to insincerity of the company and breakdown of treatment facilities.

4. We representatives of inhabitants have requested both the Hayakawa Factory and the Ogasawara Health Center to take the best measures regarding disposal of sewerage. However, no materialized measures have yet been taken.

5. We request that a drastic measure be taken by the prefecture to have the company carry out immediately the safest method of sewerage disposal.

DECLASSIFIED E.O. 12065 SECTION 3-402/NNDG NO. 775013

Translated

公号外

昭和二十六年二月二十八日

山梨縣衛生部長

関東地方民事部公衆衛生部長殿

早川及革工場汚水処理問題について

昭和二十六年二月十九日、関東地方民事部公衆衛生課獣醫衛生関係担当官ペック博士が食品衛生事務視察として来縣の際に指示を受けた中巨摩郡南湖村田島二九二番地にある早川及革工場の汚水問題に対し其の後の状況並に和泉区民より提出された陳情書の寫は別紙の通りであるから報告する。

記

一、其の後の状況については二月二十四日電話にて報告せるも目下へい獣処理場等に関する法律に基き手続中である

山梨縣

DECLASSIFIED E.O. 12065 SECTION 3-402/NNDG NO. 775013

三、和泉区民より提出の陳情書は別紙の通りである。

和泉県

（澁故堂納）

DECLASSIFIED E.O. 12065 SECTION 3-402/NNDG NO. 775013

寫

陳情書

昭和二十三年、早川工場現地に於て皮革工業の工場施設を起し、営業の許可を縣當局に願ひ出でたる折、下流民たる我々一同は、古来より使用し来り、我等の日常生活に缺くべからざる處の上用水路の汚濁することを恐れ、工場設置に反対を致したるは、縣當局に於て重々承知の事と存じます。其の際部落民大会を数回開催し、亦は研究會の数を重ね、幾多論争紛糾の後個人営業の自由を尊重し、監督官廳の言を信じて、所承知の如き條件に於て、工場經営の許可に同意致したるものであります。

然るに、工場の現況は、営業許可当時に比較するに、数倍に拡張され、従つて使用水量も当時の掘井は数ヶ所に増設されたるにも拘らず、汚水處理の施設は従前のまゝにて、尤も故障と不誠意に依つて放任の現状に在り、下流の汚濁甚だしく、我々の生活不安は日毎に増大しつゝあります。

依つて、我々は先般より代表者を挙げて、早川工場及び小笠原保健所に対し汚水處理の萬全を期するやう、それぞれ實行及び監督を要請陳情

DECLASSIFIED E.O. 12065 SECTION 3-402/NNDG NO. 775013

致しましたが、何らの具体的處置も講ぜられません。
事此處に至りましては、我等は、寸時も、默視することは出来ません。住民總意を以て、監督官廳に対して嚴重なる處断を御願ひ致します。
監督官廳に於ては、我々に寸毫の不安の無くする様、即刻萬全なる汚水處置の方途を實行せしめられたく、連署を以つて陳情致す次第であります。
尚本陳情に対する貴官の御指向を十月二十五日迄に、我々下流民一同に御傳達下されたく、重ねて御願ひ申上ます。

昭和二十五年十月十八日

山梨縣知事
吉江勝保殿

山梨縣

【協同印刷納】

DECLASSIFIED E.O. 12065 SECTION 3-402/NNDG NO. 775013

南湖村和泉

保坂宗平
保坂義之
保坂義一
保坂一雄
内池令良
保坂卯吾
保坂夏吾
内池茂寡
保坂通央
大木八十七
保坂一郎
保坂一雄
保坂一貢
宮田茂

印

DECLASSIFIED E.O. 12065 SECTION 3-402/NNDG NO. 775013

山梨縣

宮田二郎 〃
飯窪一作 〃
飯窪寡主 〃
苫米地勝衛 〃
飯窪用政 〃
石原恭治 〃
大不貞雄 〃
大不雄治 〃
飯窪王子郎 〃
深澤勝義 〃
保坂重二郎 〃
保坂悟 〃
加藤幸八 〃
不明平造 〃

【協同印刷納】

DECLASSIFIED E.O. 12065 SECTION 3-402/NNDG NO. 775013

宮田精命	宮田春秋	右原一二	右原忠之正	大木忠友	大木長冬恵	飯窪重明	大木忠敬	宏瀬直吉	保坂政一	保坂敬一郎	保坂政文	大木初春	大木すけ子	印

DECLASSIFIED E.O. 12065 SECTION 3-402/NNDG NO. 775013

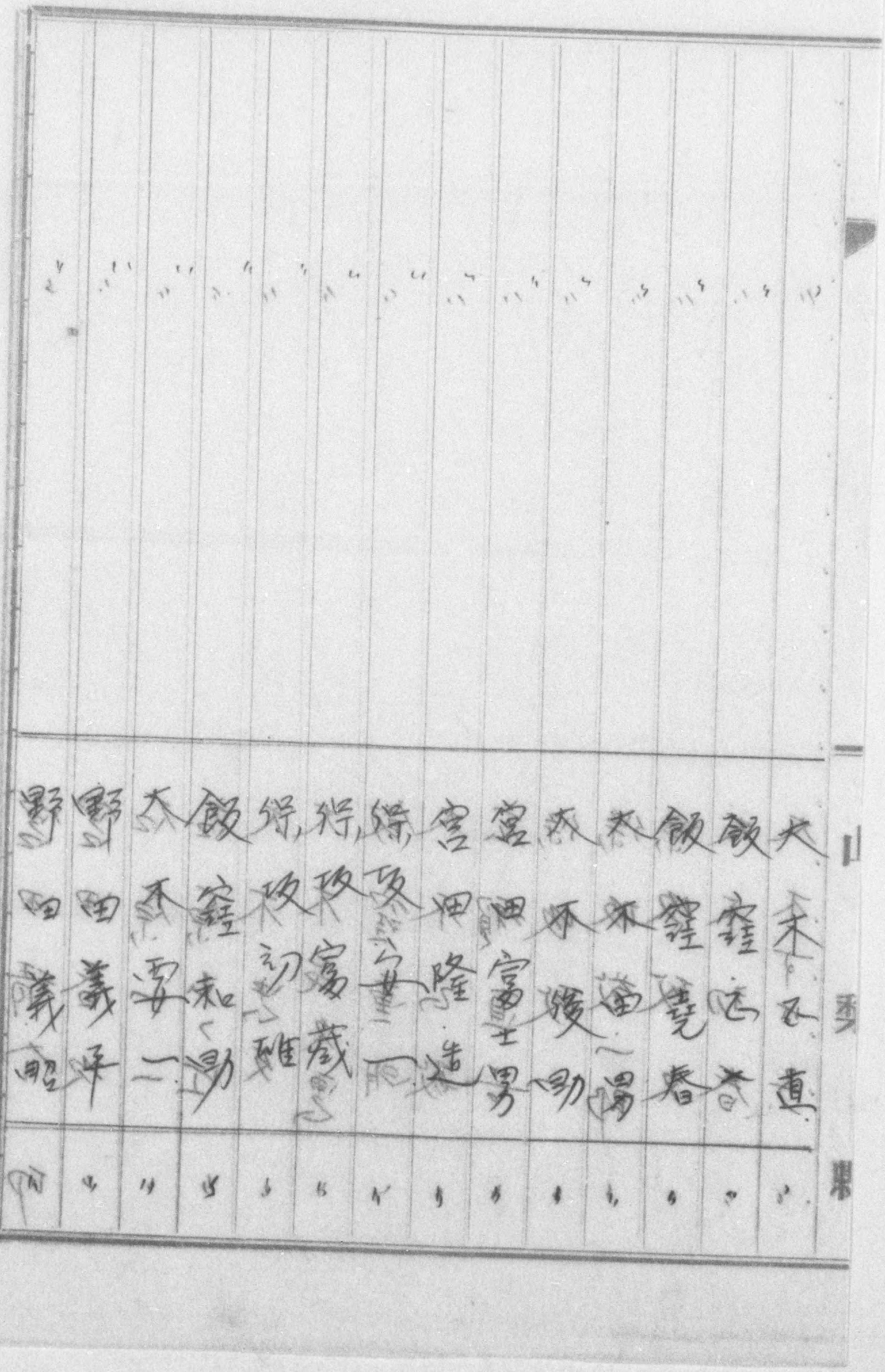

DECLASSIFIED E.O. 12065 SECTION 3-402/NNDG NO. 775013

DECLASSIFIED E.O. 12065 SECTION 3-402/NNDG NO. 775013

飯窪庸江

保坂清

藤義行

市川豊造

市川定茂

市川英雄

大木政一

飯窪三千雄

石原彦造

保坂哲郎

飯窪千寸子

飯窪一松

石原幸明

飯窪幸進

協同印刷納

DECLASSIFIED E.O. 12065 SECTION 3-402/NNDG NO. 775013

飯塚稿良
飯塚覚之
宮田憲彰
諫訣文吉
諫訣長太郎
大木造
大森嘉幸
後玻章子
飯鍾孝
市川鯉永
市川甲造
大木政裕
大木建一
内池鴻訓

山 県 系

DECLASSIFIED E.O. 12065 SECTION 3-402/NNDG NO. 775013

内地朝老	大不市造	大不喜八郎	石原好子	石原房子	遠藤にわじ	遠藤昭雄	遠藤美枝子	保坂寿春	保坂ゆき子	保坂清造	保坂秀男	保坂四郎	保坂よし				

【協同印刷納】

DECLASSIFIED E.O. 12065 SECTION 3-402/NNDG NO. 775013



DECLASSIFIED E.O. 12065 SECTION 3-402/NNDG NO. 775013

Monthly Report of Sanitary Engineering & Food Sanitation

Name of Prefecture: Yamanashi Month Ending January 1951

			This month	Previous Month
Rodent Control	No. of Traps distributed		221	0
	No. of Baits distributed		2.055	5.609
	No. of Pats collected		22.663	1.184
	No. of Teams engaged	Central Office	0	0
		Health Centers	24	26
		Total man Days	768	491
Insect Control	No. of Persons dusted		7.192	71.747
	No. of Installation sprayed		364	734
	No. of Durelling sprayed		2.516	3.729
	Sprayed Acreags (S.Q. Km)		18	543
	No. of Teams engaged	Central Office	0	0
		Health Centers	30	32
		Total man Days	923	1.132
Water Supply	Total Consumption (month)		1023.836	1.033.655 m3
	Chlorine added (P.P.M)		0.7	0.7
	chlorine residual (P.P.M)		0.4	0.4
	No. of analyses		1654	1654
Nightsoil Collection	By Pref. Laboreys		0	0
	By Farmers		2.560	8.835
	Total (Ton)		2.560	8.835
Garbage Collection	Occupation (Ton)		0	0
	Indigenous (Ton)		1.65	1.381

		No. of Licensed	No. of Closed	No. of Inspected	No. of Installation
Restaurant		335		156	335
Ration Restaurant		37		34	37
Teams engaged	Health Centers		24		26
	Total man Days		768		491

	Ration Restaurant		37	34	37
R2	engaged	Health Centers		27	26
		Total man Days	768		491
Insect Control	No. of Persons dusted		7,112		11,747
	No. of Installation Sprayed		364		934
	No. of Dwelling Sprayed		2,416		3,729
	Sprayed Acreage (Sq Km)		18		43
	No. of Teams engaged	Central Office	0		0
		Health Centers	30		32
		Total man Days	823		1,132
Water Supply	Total Consumption (month)		1023,836		1,033,655 m3
	Chlorine added (P.P.M)		0.7		0.7
	Chlorine residual (P.P.M)		0.4		0.4
	No. of analyses		1654		1654
Nightsoil Collection	By Pref. Laboreys		0		0
	By Farmers		2,460		2,834
	Total (Ton)		2,460		2,834
Garbage Collection	Occupation (Ton)		0		0
	Indigenous (Ton)		1,654		1,381

		No. of Licensed	No. of Closed	No. of Inspected	No. of Installation	
Food Sanitation	Restaurant	334		146	334	
	Ration Restaurant	37		34	37	
	Tea Room	1,005		55	1,005	
	Bakery	99		80	1081	Of which, 9 cases are being applied for authorization
	Quick Lunch Shop	1,174		493	1,174	
	Flour mill			14	345	Not the object of authorization
	Candy Factory	540		470	573	Of which, 33 cases are being applied for authorization
	Ice Plant	3			3	
	Sake Plant Brewery	17		26	73	Non-objects of authorization included
	Food Starch House				17	Not the object of authorization
	Milk Plant	29		26	29	
	Dairy			187	1,106	Not the object of authorization
	Slaughter House	7		7	7	
	Meat Processing Plant	3		3	3	
	Fishery					
	Fish Processing Plant	1		1	1	
	Others	858		1,110	7,025	Non-objects of authorization included
	Total	4,108		2,672	11,841	

DECLASSIFIED E.O. 12065 SECTION 3-402/NNDG NO. 775013

DECLASSIFIED E.O. 12065 SECTION 3-402/NNDG NO. 775013

Monthly Report
of
Sanitary Engineering & Food Sanitation

Name of Prefecture: Yamanashi Month Ending: December 1951

			This month	Previous Month
Rodent Control	no. of Traps distributed		0	2.500
	no. of Baits distributed		5.609	1.000
	no. of Rats collected		1.184	1.796
	no. of Teams engaged	Central Office	0	0
		Health Centers	26	37
		Total man Days	491	760
Insect Control	no. of Persons dusted		71.747	96.212
	no. of Installation sprayed		734	866
	no. of Dwelling sprayed		3.729	9.331
	Sprayed Acreage (i.e. Km)		543	1.032,901 Km
	no. of Teams engaged	Central Office	0	0
		Health Centers	38	64
		Total man Days	2.132	1.757
Water Supply	Total Consumption (month)		1033.655 m3	1.013,125 m3
	Chlorine added (P.P.M)		0.7 P.P.M	1.0 P.P.M
	chlorine residual (P.P.M)		0.4 "	0.4 "
	no. of analyses		164	217
Nightsoil Collection	By Prof. Laborers		0	0
	By Farmers		8.835	9.550
	Total (Ton)		8.835	9.550
Garbage Collection	Occupation (Ton)		0	0
	Indigenous (Ton)		7.381	5.727
Rodent Control	no. of Teams engaged	Central Office	no. of	no. of	no. of
		Health Centers	26		

Rodent Control	Teams engaged	Health Centers	26	37
		Total man Days	491	760
Insect Control	No. of Persons dusted		71.747	96.212
	No. of Installation Sprayed		734	866
	No. of Dwelling Sprayed		3.729	9.331
	Sprayed Acreage (i.e. Km)		543	1.032,901 Km
	No. of Teams engaged	Central Office	0	0
		Health Centers	38	64
		Total man Days	2.132	1.757
Water Supply	Total Consumption (month)		1033.655 m3	1.013,125 m3
	Chlorine added (P.P.M)		0.7 P.P.M	1.0 P.P.M
	chlorine residual (P.P.M)		94 "	64 "
	no. of analyses		1614	2117
Nightsoil Collection	By Pref. Laborers		0	0
	By Farmers		8.835	9.550
	Total (Ton)		8.835	9.550
Garbage Collection	Occupation (Ton)		0	0
	Indigenous (Ton)		7.381	5.727

		No. of Licensed	No. of Closed	No. of Inspected	No. of Installation	
Food Sanitation	Restaurant	338	4	156	333	
	Ruton Restaurant	36		22	36	
	Tea Room	1.009	4	76	1.004	
	Bakery	97		74	108	Of which, 11 cases are being applie for authorization
	Quick Lunch Shop	1.146	1	361	1.144	
	Flour mill			12	344	Not the objects of authorization
	Candy Factory	413		446	437	Of which, 24 cases are being applied for authorization
	Ice Plant	3			3	
	Sake Plant Brewery	14		24	71	Non-objects of authorization included
	Food Manufacture	~~29~~			17	Not the objects of authorization
	Milk Plant	29		21	29	
	Dairy			321	1.134	Not the objects of authorization
	Slaughter House	7		7	7	
	Meat Processing Plant	3		3	3	
	Fishery					
	Fish Processing Plant					
	Others	714		1.211	6836	Non-objects of authorization included
	Total	3.909	10	2.735	11.610	

DECLASSIFIED E.O. 12065 SECTION 3-402/NNDG NO. 770013

Monthly Report
of
Sanitary Engineering & Food Sanitation

Name of Prefecture: Yamanashi Month Ending: November 1950

			This month	Previous Month
Rodent Control	no. of Traps distributed		2.500	3.299
	no. of Baits distributed		1.000	1,194.098
	no. of Rats collected		1.796	124.214
	no. of Teams engaged	Central Office	•	0
		Health Centers	37	93
		Total man Days	760	2.038
Insect Control	no. of Persons dusted		96.212	78.165
	no. of Installation Sprayed		866	925
	no. of Dwelling Sprayed		9.311	38.469
	Sprayed Acreage (in Km²)		1,032.901 km²	357.466 km²
	no. of Teams engaged	Central Office	0	0
		Health Centers	64	63
		Total man Days	1,757	1,390
Water Supply	Total Consumption (month)		1,013,125 m³	1,003,007 m³
	Chlorine added (P.P.M)		1,0 P.P.M	1.1 P.P.M
	chlorine residual (P.P.M)		0.4	0.4 "
	no. of analyses		21 times	21 times
Nightsoil Collection	By Pref. Laboreys		•	0
	By Farmers		9.550	7.836
	Total (Ton)		9.550	7.836
Garbage Collection	Occupation (Ton)		0	0
	Indigenous (Ton)		5.727	4.942

	No. of Licensed	no. of Closed	No. of Inspected	no. of Installation
Restaurant	334	7	129	328
Bitten Restaurant	35	0	11	34

DECLASSIFIED E.O. 12065 SECTION 3-402/NNDG NO. 775013

	Ration Restaurant		35	0	35
	engaged	Total man Days	760		2,038
Water Insect Control	no. of Persons dusted		96,212		78,165
	no. of Installation sprayed		866		925
	no. of Dwelling sprayed		9,311		38,469
	Sprayed Acreage (in Km²)		1,082.901 Km²		357.466 Km²
	no. of Teams engaged	Central Office	0		0
		Health Centers	64		63
		Total man Days	1,757		1,390
Water Supply	Total Consumption (month)		1,013,125 m³		1,003,007 m³
	Chlorine added (P.P.M)		1.0 P.P.M		1.1 P.P.M
	Chlorine residual (P.P.M)		0.4		0.4 "
	no. of analyses		216 cases		216 cases
Nightsoil Collection	By Prof. Laboreys		0		0
	By Farmers		9,550		7,836
	Total (Ton)		9,550		7,836
Garbage Collection	Occupation (Ton)		0		0
	Indigenous (Ton)		5,727		4,942

		No. of Licensed	no. of Closed	no. of Inspected	no. of Installation
Food Sanitation	Restaurant	335	7	129	328
	Ration Restaurant	35	0	14	35
	Tea Room	1011	2	44	1,009
	Bakery	52	0	40	115 Of which, 63 cases are being applied for authorization
	Quick Lunch Shop	1,078	2	523	1,077
	Flour mill	0	0	64	343
	Candy Factory	415	0	465	477 of 申許可申請中)
	Ice Plant	4	0	0	4
	Sake Plant Brewery	14	0	8	71 Including non-objects of authorization
	Food Starch Factory	0	0	0	17 Not the of
	Milk Plant	28	0	28	28
	Dairy	0	0	41	1,062 No(許可外)
	Slaughter House	7	0	30	7
	Meat Processing Plant	3	0	3	3
	Fishing	0	0	0	0
	Fish Processing Plant	0	0	0	0
	Others	1,170	0	1,019	2,521 Including non-obj
	Total	4,152	11	2,408	11,077

3

DECLASSIFIED E.O. 12065 SECTION 3-402/NNDG NO. 775013

DECLASSIFIED E.O. 12065 SECTION 3-402/NNDG NO. 775013

MONTHLY REPORT
of
SANITARY ENGINEERING & FOOD SANITATION

Name of Prefecture: Yamanashi Month Ending: September

			This Month	Previous Month
Rodent Control	No. of Traps distributed		0	529
	No. of Baits distributed		112,760	62,329
	No. of Rats collected		4,239	24,814
	No. of Teams engaged	Central office	0	0
		Health Centers	42	32
		Total Man Days	927	720
Insect Control	No. of Persons dusted		1,310	13,304
	No. of Installations Sprayed		13,432	1,191
	No. of Dwellings Sprayed		16,703	94,700
	Sprayed Areas (Sq. Km)		112,452.5	212,260
	No. of Teams engaged	Central Office	0	0
		Health Centers	56	46
		Total Man Days	2,533	3,204
Water Supply	Total Consumption (Month)		1,125,128.5 m³	1,204,779 m³
	Chlorine added (P.P.M)		0.9 P.P.M	1.3 P.P.M
	Chlorine residual (P.P.M)		0.4 P.P.M	0.8 P.P.M
	No. of Analyses		2017	2114
Night Soil Collection	By Pref. Laborers		0	0
	By Farmers		2,127	24,245
	Total (Ton)		2,127	24,245
Garbage Collection	Occupation (Ton)		3	5
	Indigenous (Ton)		3,547	3,242

		No. of Licensed	No. of Closed	No. of Inspected	Total No. Installation
FOOD SANITATION	Restaurat	320	0	157	320
	Ration Restaurant	34	0	20	34
	Tea Room	1013	1	115	1012
	Bakery	33	0	76	114 (下川口野田清)
	Quick Lunch Shop	972	0	269	972
	Flour Mill	0	0	4	292 (Not the o
	Candy Factory	84	0	425	365 (Of which, 2
	Ice Plant	4	0	4	4
	Sake Plant. Brewery	13	0	9	61 (Including n
	Food Warehouse	0	0	5	19 (含む 下川の対象外)
	Milk Plant	28	0	22	28
	Dairy	0	0	63	975 (")
	Slaughter House	6	0	25	6
	Meat Processing Plant	3	0	3	3
	Fishery	0	0	0	0
	Fish Processing Plant	0	0	0	0
	Others	1017	1	990	3593 (下川対象外も含む)
	TOTAL	3527	2	2190	8098

MONTHLY REPORT
Of
SANITARY ENGINEERING & FOOD SANITATION

Name of Prefecture: Yamanashi Month Ending: August 15th

			This Month	Previous Month
Rodent Control	No. of Traps distributed		527	276
	No. of Baits distributed		67,328	34353
	No. of Rats collected		24,814	11,607
	No. of Teams engaged	Central Office	0	0
		Health Centers	34	36
		Total Man Days	790	890
Insect Control	No. of Persons dusted		13,308	22906
	No. of Installations Sprayed		1,191	6,015
	No. of Dwellings Sprayed		98,900	60,680
	Sprayed Area (Sq. Km)		212.766 km²	141.5 km²
	No. of Teams engaged	Central Office	0	0
		Health Centers	44	45
		Total Man Days	320	432
Water Supply	Total Consumption (Month)		1,208,778 m³	1,293,810 m³
	Chlorine added (P.P.M)		1.3 P.P.M	1.0 P.P.M
	Chlorine residual (P.P.M)		0.8 "	0.5 "
	No. of Analyses		21 14	20 14
Night Soil Collection	By Pref. Laborers		0	0
	By Farmers		24,245	13,455
	Total (Ton)		24,245	13,455
Garbage Collection	Occupation (Ton)		5	10
	Indigenous (Ton)		3,042	8,053

	No. of	No. of	No. of	Total No.
No. of Persons dusted				

DECLASSIFIED E.O. 12065 SECTION 3-402/NNDG No. 775013

Insect Control	No. of Persons dusted		13,300	22,906
	No. of Installations Sprayed		1,191	6,015
	No. of Dwellings Sprayed		28,900	60,680
	Sprayed Areas (34. Km)		212.760	1417.5 km²
	No. of Teams engaged	Central Office	0	0
		Health Centers	44	45
		Total Man Days	330	632
Water Supply	Total Consumption (Month)		1,208,778 m³	1,293,810 m³
	Chlorine added (P.P.M)		1.3 P.P.M	1.0 P.P.M
	Chlorine residual (P.P.M)		0.8 "	0.5 "
	No. of Analyses		21 17	20 17
Night Soil -- Collection	By Pref. Laborers		0	0
	By Farmers		24,245	13.45 P
	Total (Ton)		24,245	13.45 P
Garbage Collection	Occupation (Ton)		5	10
	Indigenous (Ton)		3,042	8,053

		No. of Licensed	No. of Closed	No. of Inspected	Total No. Installation
FOOD SANITATION	Restaurat	74	0	102	44
	Ration Restaurant	34	0	20	34
	Tea Room	157	0	182	157
	Bakery	164	0	100	164
	Quick Lunch Shop	696	0	241	696
	Flour Mill	209	0	66	209
	Candy Factory	341	0	321	341
	Ice Plant	3	0	4	3
	Sake Plant. Brewery	109	0	88	109
	Food Warehouse	0	0	0	0
	Milk Plant	29	0	14	29
	Dairy	95	0	25	95
	Slaughter House	6	0	32	6
	Meat Processing Plant	13	0	3	13
	Fishery	0	0	0	0
	Fish Processing Plant	0	0	0	0
	Others	517	0	1827	517
	TOTAL	1600	0	3025	1600

DECLASSIFIED E.O. 12065 SECTION 3-402/NNDG NO. 775013

DECLASSIFIED E.O. 12065 SECTION 3-402/NNDG NO. 775013

II, 7

MONTHLY REPORT
Of
SANITARY ENGINEERING & FOOD SANITATION

Name of Prefecture: YA MA NA SHI Month Ending: July 31, 1950

			This Month	Previous Month
Rodent Control	No. of Traps distributed		276	326
	No. of Baits distributed		34.353	84.220
	No. of Rats collected		11.609	3.982
	No. of Teams engaged	Central Office	0	0
		Health Centers	36	24
		Total Man Days	890	157
Insect Control	No. of Persons dusted		22.906	7.457
	No. of Installations sprayed		6.019	743
	No. of Dwellings sprayed		60.680	31.992
	Sprayed Acreage (Sq. Km)		1417.5 Km²	167.2 Km²
	No. of Teams engaged	Central Office	0	0
		Health Centers	45	45
		Total Man Days	1.328	1.205
Water Supply	Total Consumption (Month)		1293.801 m³	1187.660 m³
	Chlorine added (P.P.M.)		1.0 P.P.M	0.9 P.P.M
	Chlorine residual (P.P.M)		0.5 "	0.5 "
	No. of Analyses		2014	2014
Nightsoil Collection	By Pref. Laborers		0	0
	By Farmers		13.459	1.785
	Total (Ton)		13.459	1.785
Garbage Collection	Occupation (Ton)		10	10
	Indigenous (Ton)		8.053	6.737

	No. of Licensed	No. of Closed	No. of Inspected	Total No. Installation
Restaurant	79	0	98	79

Insect Control	No. of Teams engaged	Central Office	0	0
		Health Centers	45	45
		Total Man Days	1.328	1.205
Water Supply	Total Consumption (Month)		1293.801 m³	1187.660 m³
	Chlorine added (P.P.M.)		1.0 P.P.M	0.9 P.P.M
	Chlorine residual (P.P.M)		0.5 "	0.5 "
	No. of Analyses		2014	2014
Nightsoil Collection	By Pref. Laborers		0	0
	By Farmers		13.459	1.785
	Total (Ton)		13.459	1.785
Garbage Collection	Occupation (Ton)		10	10
	Indigenous (Ton)		8.053	6.737

FOOD SANITATION

	No. of Licensed	No. of Closed	No. of Inspected	Total No. Installation
Restaurant	179	0	98	79
Ration Restaurant	28	0	43	28
Tea Room	605	0	651	605
Bakery	158	0	160	158
Quick Lunch Shop	657	0	669	657
Flour Mill	218	0	12	218
Candy Factory	273	0	295	273
Ice Plant	3	0	14	3
Sake Plant, Brewery	105	0	11	105
Food Warehouse	0	0	0	0
Milk Plant	28	0	74	28
Dairy	960	0	1.216	960
Slaughter House	6	0	55	6
Meat Processing Plant	2	0	17	2
Fishery	0	0	0	0
Fish Processing Plant	0	0	0	0
Others	5,531	0	862	5,531
TOTAL:	8.653	0	4.177	8.653

~~Note: To be submitted to KCAR by 25th of each Month,~~ " KCAR P

DECLASSIFIED E.O. 12065 SECTION 3-402/NNDG NO. 775013

DECLASSIFIED E.O. 12065 SECTION 3-402/NNDG NO. 775013

MONTHLY REPORT
Of
SANITARY ENGINEERING & FOOD SANITATION

Name of Prefecture: YAMANASHI Month Ending: June 30, 1950

			This Month	Previous Month
Rodent Control	No. of Traps distributed		326	960
	No. of Baits distributed		84.220	2.989
	No. of Rats collected		3.982	11.956
	No. of Teams engaged	Central Office	0	0
		Health Centers	24	160
		Total Man-Days	157	1.868
Insect Control	No. of Persons dusted		7.457	136.971
	No. of Installations sprayed		743	454
	No. of Dwellings sprayed		31.992	1.654
	Sprayed Acreage (Sq. Km)		167.2 Km²	70.8 Km²
	No. of Teams engaged	Central Office	0	0
		Health Centers	45	213 Pl rons
		Total Man Days	1.205	4.913 Pl rons
Water Supply	Total Consumption (Month)		1187.660	1159.307 m³
	Chlorine added (P.P.M.)		0.9 P.P.M	0.8 P.P.M
	Chlorine residual (P.P.M)		0.5 "	0.4 "
	No. of Analyses		2014	2014
Nightsoil Collection	By Pref. Laborers		0	0
	By Farmers		1.785	25 (KOfu)
	Total (Ton)		1.785	25
Garbage Collection	Occupation (Ton)		10	3
	Indigenous (Ton)		6.737	5.914

			No. of Licensed	No. of Closed	No. of Inspected	Total No. Installation
Insect Control	Sprayed Acreage (Sq. Km)					
	No. of	Central Office		0		0

			Licensed	Closed	Inspected	Installation
Insec. Con.	No. of Teams engaged	Central Office	0			0
		Health Centers	45		213 pprons	
		Total Man Days	1.205		4.913 pprons	
Water Supply	Total Consumption (Month)		1,82660		1,159.307 m3	
	Chlorine added (P.P.M.)		0.9 P.P.M		0.8 P.P.M	
	Chlorine residual (P.P.M)		05 "		04 "	
	No. of Analyses		2014		2017	
Nightsoil Collection	By Pref. Laborers		0		0	
	By Farmers		1.785		25 (KOSU)	
	Total (Ton)		1.785		25	
Garbage Collection	Occupation (Ton)		10		3	
	Indigenous (Ton)		6.797		6.914	

FOOD SAMITATION	No. of Licensed	No. of Closed	No. of Inspected	Total No. Installation
Restaurant	76	D	104	76
Ration Restaurant	28	0	52	28
Tea Room	496	D	507	496
Bakery	137	D	137	137
Quick Lunch Shop	644	D	680	644
Flour Mill	221	D	19	221
Candy Factory	268	D	288	268
Ice Plant	3	D	15	3
Sake Plant, Brewery	105	D	17	105
Food Warehouse	D	D	D	D
Milk Plant	28	D	64	28
Dairy	947	D	1.146	947
Slaughter House	6	D	45	6
Meat Processing Plant	2	D	14	2
Fishery	D	D	D	D
Fish Processing Plant	D	D	D	D
Others	5.529	D	1746	5.529
TOTAL:	8.490	D	3834	8.490

Note: To be submitted to KCAR by 25th of each Month. KCAR Pt

DECLASSIFIED E.O. 12065 SECTION 3-402/NNDG NO. 775013

DECLASSIFIED E.O. 12065 SECTION 3-402/NNDG NO. 775013

VIII, 8

allow P.95

MONTHLY REPORT
Of
SANITARY ENGINEERING & FOOD SANITATION

Name of Prefecture: YAMANASHI Month Ending: May 31, 1950.

			This Month	Previous Month
Rodent Control	No. of Traps distributed		110	135
	No. of Baits distributed		0	0
	No. of Rats collected		90	67
	No. of Teams engaged	Central Office	0	0
		Health Centers	12	12
		Total Man Days	39	42
Insect Control	No. of Persons dusted		219	677
	No. of Installations sprayed		430	167
	No. of Dwellings sprayed		29.839	21
	Sprayed Acreage (Sq. Km)		162.4 Km²	13.7 Km²
	No. of Teams engaged	Central Office	0	0
		Health Centers	0	0
		Total Man Days	0	0
Water Supply	Total Consumption (Month)		1159.307 m³	1152.957 m³
	Chlorine added (P.P.M.)		0.8 P.P.M	1.1 P.P.M
	Chlorine residual (P.P.M)		0.4 "	0.7 "
	No. of Analyses		2017	1917
Nightsoil Collection	By Pref. Laborers		0	0
	By Farmers		25 (Kofu)	25 (Kofu)
	Total (Ton)		25	25
Garbage Collection	Occupation (Ton)		6	6
	Indigenous (Ton)		5.750	5.914

		No. of Licensed	No. of Closed	No. of Inspected	Total No. Installation
Restaurant		69	0	94	69
No. of	Central Office		0		0

	Restaurant	69	0	94	69
Insect Control	No. of Teams engaged	Central Office	•		•
		Health Centers	•		0
		Total Man Days	•		0
Water Supply	Total Consumption (Month)		1,593.7 m³		1,152.857 m³
	Chlorine added (P.P.M.)		0.8 P.P.M		1.1 P.P.M
	Chlorine residual (P.P.M)		44 "		0.7 "
	No. of Analyses		20/17		19/17
Nightsoil Collection	By Pref. Laborers		0		0
	By Farmers		25 (Kofu)		25 (Kofu)
	Total (Ton)		25		25
Garbage Collection	Occupation (Ton)		6		6
	Indigenous (Ton)		5.750		5.914

FOOD SANITATION

	No. of Licensed	No. of Closed	No. of Inspected	Total No. Installation
Restaurant	69	0	94	69
Ration Restaurant	28	0	61	28
Tea Room	427	0	468	427
Bakery	132	0	139	132
Quick Lunch Shop	608	0	684	608
Flour Mill	236	0	12	236
Candy Factory	261	0	315	261
Ice Plant	3	0	14	3
Sake Plant, Brewery	102	0	23	102
Food Warehouse	0	0	0	0
Milk Plant	28	0	55	28
Dairy	954	0	1,283	954
Slaughter House	6	0	43	6
Meat Processing Plant	2	0	12	2
Fishery	0	0	0	0
Fish Processing Plant	0	0	0	0
Others	5,523	0	785	5,523
TOTAL:	8,379	0	3,988	8,379

Note: To be submitted to KCAR by 25th of each Month. KCAR PH#

DECLASSIFIED E.O. 12065 SECTION 3-402/NNDG NO. 775013

DECLASSIFIED E.O. 12065 SECTION 3-402/NNDG NO. 775013

Sect VIII, 8

MONTHLY REPORT
Of
SANITARY ENGINEERING & FOOD SANITATION

Name of Prefecture: YAMANASHI Month Ending: April 30, 1950

			This Month	Previous Month
Rodent Control	No. of Traps distributed		135	960
	No. of Baits distributed		0	2.989
	No. of Rats collected		67	11.956
	No. of Teams engaged	Central Office	0	0
		Health Centers	42	160
		Total Man Days	12	1.868
Insect Control	No. of Persons dusted		677	136.971
	No. of Installations sprayed		167	454
	No. of Dwellings sprayed		21	1.654
	Sprayed Acreage (Sq. Km)		13.7 km²	70.8 km²
	No. of Teams engaged	Central Office	0	0
		Health Centers	0	213 persons
		Total Man Days	0	4.913 persons
Water Supply	Total Consumption (Month)		1152.957	970.310 m³
	Chlorine added (P.P.M.)		1.1 P.P.M	1.0 P.P.M
	Chlorine residual (P.P.M)		0.7 "	0.5 "
	No. of Analyses		1949	2149
Nightsoil Collection	By Pref. Laborers		0	0
	By Farmers		25 ℄ (Kofu)	25 (Kofu)
	Total (Ton)		25 ℄	25
Garbage Collection	Occupation (Ton)		6 ℄	3
	Indigenous (Ton)		1.971 ℄	5.914

		No. of	No. of	No. of	Total No.
	Sprayed Acreage (Sq. Km)	Licensed	13.7 km²	Inspected	Installation
	No. of	Central Office			70.8 km²

Insec Con	No. of Teams engaged	Central Office	•	70.8 Km²
		Health Centers	•	•
		Total Man Days	•	213 persons
Water Supply	Total Consumption (Month)		1152.957	4.913 persons
	Chlorine added (P.P.M.)		1.1 P.P.M	970,310 m³
	Chlorine residual (P.P.M)		0.7 "	1.0 P.P.M
	No. of Analyses		1949	0.5 "
Nightsoil Collection	By Pref. Laborers		•	2149
	By Farmers		25 ℄ (KOFW)	•
	Total (Ton)		25 ℄	25 (KOFW)
Garbage Collection	Occupation (Ton)		6 ℄	25
	Indigenous (Ton)		1.971 ℄	3
				5.914

		No. of Licensed	No. of Closed	No. of Inspected	Total No. Installation
FOOD SANITATION	Restaurant	62	▽	84	62
	Ration Restaurant	28	▽	35	28
	Tea Room	369	▽	398	369
	Bakery	129	▽	131	129
	Quick Lunch Shop	571	▽	595	571
	Flour Mill	242	▽	11	242
	Candy Factory	253	▽	288	253
	Ice Plant	3	▽	15	3
	Sake Plant, Brewery	102	▽	9	102
	Food Warehouse	▽	▽	▽	▽
	Milk Plant	28	▽	45	28
	Dairy	895	▽	923	895
	Slaughter House	6	▽	27	6
	Meat Processing Plant	2	▽	14	2
	Fishery	▽	▽	▽	▽
	Fish Processing Plant	▽	▽	▽	▽
	Others	5,561	▽	624	5,561
	TOTAL:	8,251	▽	3,199	8,251

Note: To be submitted to KCAR by 25th of each Month, KCAR

DECLASSIFIED E.O. 12065 SECTION 3-402/NNDG NO. 775013

DECLASSIFIED E.O. 12065 SECTION 3-402/NNDG NO. 775013

et VIII, 8

MONTHLY REPORT
of
SANITARY ENGINEERING & FOOD SANITATION

Name of Prefecture: YAMANASHI Month Ending: March 31
March 31, 1950

			This Month	Previous Month
Rodent Control	No. of Traps distributed		960	690
	No. of Baits distributed		2,989	102,270
	No. of Rats collected		11,956	34,090
	No. of Teams engaged	Central Office	〃	〃
		Health Centers	160	140
		Total Man Days	1,868	1,538
Insect Control	No. of Persons dusted		136,971	52,202
	No. of Installations sprayed		454	904
	No. of Dwellings sprayed		1,654	605
	Sprayed Acreage (Sq. Km)		70.8 Km²	41.2 Km²
	No. of Teams engaged	Central Office	〃	〃
		Health Centers	213 persons	191 persons
		Total Man Days	4,913 persons	4,708 persons
Water Supply	Total Consumption (Month)		970,310 m³	496,175 m³
	Chlorine added (P.P.M.)		1.0 P.P.M	0.8 P.P.M
	Chlorine residual (P.P.M)		0.5 〃	0.4 〃
	No. of Analyses		21 件	17 件
Nightsoil Collection	By Pref. Laborers		〃	〃
	By Farmers		25 (Kotu)	25 (Kotu)
	Total (Ton)		25	25
Garbage Collection	Occupation (Ton)		3	4
	Indigenous (Ton)		5,914	2,863

		No. of Persons dispensed	No. of Sprayed Acreage (Sq. Km)	No. of Inspected	Total No. Installation
Insecticide	No. of	Central Office	〃	〃	〃
		Health Centers	70.8 Km²	41.2 Km²	
		Total Man Days			

Insec. Con.	No. of Teams engaged	Central Office	D	D
		Health Centers	213 persons	191 persons
		Total Man Days	4.913 persons	4,708 persons
Water Supply	Total Consumption (Month)		970,310 m³	496,175 m³
	Chlorine added (P.P.M.)		1.0 P.P.M	0.8 P.P.M
	Chlorine residual (P.P.M)		0.5 "	0.4 "
	No. of Analyses		21 "	17 "
Nightsoil Collection	By Pref. Laborers		D	D
	By Farmers		25 (Kotu)	25 (Kotu)
	Total (Ton)		25	25
Garbage Collection	Occupation (Ton)		3	4
	Indigenous (Ton)		5,914	2,863

FOOD SANITATION	No. of Licensed	No. of Closed	No. of Inspected	Total No. Installation
Restaurant	57	D	61	57
Ration Restaurant	24	D	32	24
Tea Room	354	D	363	354
Bakery	129	D	138	129
Quick Lunch Shop	563	D	612	563
Flour Mill	243	D	18	243
Candy Factory	248	D	271	248
Ice Plant	3	D	12	3
Sake Plant, Brewery	102	D	29	102
Food Warehouse	D	D	D	D
Milk Plant	28	D	31	28
Dairy	837	D	334	834
Slaughter House	6	D	21	6
Meat Processing Plant	2	D	9	2
Fishery	D	D	D	D
Fish Processing Plant	D	D	D	D
Others	5,638	D	532	5,638
TOTAL:	8,234	D	2,463	8,234

Note: To be submitted to KCAR by 25th of each Month, KCAR

DECLASSIFIED E.O. 12065 SECTION 3-402/NNDG NO. 775013

DECLASSIFIED E.O. 12065 SECTION 3-402/NNDG NO. 775013

8

MONTHLY REPORT
Of
SANITARY ENGINEERING & FOOD SANITATION

Name of Prefecture: YAMANASHI Month Ending: Feb. 28, 19 1950

			This Month	Previous Month
Kodent Control	No. of Traps distributed		690	1.230
	No. of Baits distributed		102.270	8.365
	No. of Rats collected		34.090	1.425
	No. of Teams engaged	Central Office	0	0
		Health Centers	140	80
		Total Man Days	1.538	160
Insect Control	No. of Persons dusted		52.202	75.333
	No. of Installations sprayed		904	976
	No. of Dwellings sprayed		605	553
	Sprayed Acreage (Sq. Km)		41.2 km²	35.9 km²
	No. of Teams engaged	Central Office	0	0
		Health Centers	191 persons	191 persons
		Total Man Days	4.708 persons	4.512 persons
Water Supply	Total Consumption (Month)			409.890 m³
	Chlorine added (P.P.M.)			329 kg
	Chlorine residual (P.P.M)			0.5 P.P.M
	No. of Analyses			814
Nightsoil Collection	By Pref. Laborers			0
	By Farmers		25 (kofu)	25 (kofu)
	Total (Ton)		25	25
Garbage Collection	Occupation (Ton)		4	2
	Indigenous (Ton)		2.863	3.251

		No. of Licensed	No. of Closed	No. of Inspected	Total No. Installation
[illegible]	Restaurant	48	[illegible]	36	[illegible] 48
[illegible]	Sprayed Acreage (Sq. Km)		41.2 km²		35.9 km²

Restaurant		48	[illegible]	36	[illegible] 48
Insect Cont'	Sprayed Acreage (Sq.Km)		41.2 km²		35.9 km²
	No. of Teams engaged — Central Office		0		0
	No. of Teams engaged — Health Centers		191 persons		191 persons
	No. of Teams engaged — Total Man Days		4708 persons		4.512 persons
Water Supply	Total Consumption (Month)				409.890 m³
	Chlorine added (P.P.M.)				329 kg
	Chlorine residual (P.P.M)				0.5 P.P.M
	No. of Analyses				814
Nightsoil Collection	By Pref. Laborers				0
	By Farmers		25 (KOfu)		25 (KOfu)
	Total (Ton)		25		25
Garbage Collection	Occupation (Ton)		4		2
	Indigenous (Ton)		2.863		3.25/

FOOD SANITATION

	No. of Licensed	No. of Closed	No. of Inspected	Total No. Installation
Restaurant	48	0	36	48
Ration Restaurant	19	0	25	19
Tea Room	382	0	41	382
Bakery	127	0	19	127
Quick Lunch Shop	539	0	52	539
Flour Mill	249	0	5	249
Candy Factory	254	0	67	254
Ice Plant	3	0	34	3
Sake Plant, Brewery	95	0	11	95
Food Warehouse	0	0	0	0
Milk Plant	28	0	32	28
Dairy	851	0	41	851
Slaughter House	6	0	24	6
Meat Processing Plant	2	0	8	2
Fishery	0	0	0	0
Fish Processing Plant	0	0	0	0
Others	5,706	0	839	5,706
TOTAL:	8,309	0	1,234	8,309

Note: To be submitted to KCAR by 25th of each Month, KCAR

DECLASSIFIED E.O. 12065 SECTION 3-402/NNDG NO. 775013

DECLASSIFIED E.O. 12065 SECTION 3-402/NNDG NO. 775013

MONTHLY REPORT
Of
SANITARY ENGINEERING & FOOD SANITATION

Name of Prefecture: YAMANASHI Month Ending: Jan. 31, 1950

			This Month	Previous Month
Rodent Control	No. of Traps distributed		1,230 traps	565 traps
	No. of Baits distributed		8,365 Baits	5,730 Baits
	No. of Rats collected		1,425 Rats	1,347 Rats
	No. of Teams engaged	Central Office	0	0
		Health Centers	80 Men	20 Men
		Total Man Days	160 Men	80 Men
Insect Control	No. of Persons dusted		75,333 persons (?)	74,833 persons
	No. of Installations sprayed		976 Installations	1,330 Installations
	No. of Dwellings sprayed		553 Dwellings	1,473 Dwellings
	Sprayed Acreage (Sq. Km)		35.9 Km²	70 Km²
	No. of Teams engaged	Central Office	0	0
		Health Centers	191 Men	191 Men
		Total Man Days	4512 Men	3894 Men
Water Supply	Total Consumption (Month)		409,890 m³	410,224 m³
	Chlorine added (P.P.M.)		329 Kg (1.2 P.P.M)	330 Kg (1.2 P.P.M)
	Chlorine residual (P.P.M)		0.5 P.P.M.	0.5 P.P.M
	No. of Analyses		8 Analyses	8 Analyses
Nightsoil Collection	By Pref. Laborers		0	0
	By Farmers		25 ton (Only Kōfu City)	25 ton (Only Kōfu City)
	Total (Ton)		25 ton	25 ton
Garbage Collection	Occupation (Ton)		2 ton	5 ton
	Indigenous (Ton)		3251 ton	3989 ton

	No. of Licensed	No. of Closed	No. of Inspected	Total No. Installation
Restaurants	44	35.9 Km²	20	44 70 Km²
No. of	Central Office	0		

Insecticide Consumption	Restaurant (Sq. KM)		44	35.9 Km²	20	70 Km²	44
	No. of Teams engaged	Central Office	0		0		
		Health Centers	191 Men		191 Men		
		Total Man Days	4512 Men		3894 Men		
Water Supply	Total Consumption (Month)		409,890 m³		410,224 m³		
	Chlorine added (P.P.M.)		329 Kg (1.2 P.P.M)		330 Kg (1.2 P.P.M)		
	Chlorine residual (P.P.M)		0.5 P.P.M.		0.5 P.P.M		
	No. of Analyses		8 Analyses		8 Analyses		
Nightsoil Collection	By Pref. Laborers		0		0		
	By Farmers		25 ton (Only Kōfu City)		25 ton (Only Kōfu City)		
	Total (Ton)		25 ton		25 ton		
Garbage Collection	Occupation (Ton)		2 ton		5 ton		
	Indigenous (Ton)		3251 ton		3989 ton		

FOOD SANITATION

	No. of Licensed	No. of Closed	No. of Inspected	Total No. Installation
Restaurant	44	0	20	44
Ration Restaurant	19	0	12	19
Tea Room	405	0	34	405
Bakery	127	0	15	127
Quick Lunch Shop	534	0	17	534
Flour Mill	249	0	3	249
Candy Factory	245	0	18	245
Ice Plant	3	0	3	3
Sake Plant, Brewery	95	0	10	95
Food Warehouse	0	0	0	0
Milk Plant	28	0	25	28
Dairy	851	0	32	851
Slaughter House	6	0	18	6
Meat Processing Plant	2	0	4	2
Fishery	0	0	0	0
Fish Processing Plant	0	0	0	0
Others	5712	0	718	5712
TOTAL:	8320	0	927	8320

Note: To be submitted to KCAR by 25th of each Month, KCAR

DECLASSIFIED E.O. 12065 SECTION 3-402/NNDG NO. 775013

DECLASSIFIED E.O. 12065 SECTION 3-402/NNDG NO. 775013

Yamaoka

1. A.
(11) Insect and Rodent Control:

In the winter season, the communicable diseases by mosquitoes and flies have been stamped out, but we must prevent these insects from increasing again in the early time of next Spring after they spend this Winter season.

In such a view, the inspectors of each health center and their assistants went round each city, town and village to investigate into the living condition of these insects, and held short course in several places and distributed the prints to each house, for the purpose of promoting knowledge and understanding of people for prevention of these insects.

Thus we have made effort, requesting people to cooperate with our works.

DECLASSIFIED E.O. 12065 SECTION 3-402/NNDG NO. 775013

C
O
P
Y

Yamanashi Prefecture

(Population 815,485)

Address: Kofu City
Tel. : Kofu - 4801-9

Health Department Organization:

Chief of the Department recently resigned. -
(Former chief of medical affairs Welfare ministry

1. Medical Affairs Section: Chief - Mr. Sakurada

   a) Medical Affairs - Mr. Shindo
   b) General Affairs - Mr. Higuchi
   c) Nursing Division - Miss Yamamoto

2. Public Health Section: Chief - Dr. Uehara (?)
   Recently the preventive medicine section has been dissolved and absorbed into public health section.

3. Pharmaceutical Section: Chief - Mr. Mukoyama (he has been arrested by the police, Mr. Kawasaki is the acting chief)

Summary:

Reorganiztion in September 1949 of the health department carried out by the former chief, Dr. Iinaga who resigned later has met strong opposition. He was blamed for dissolving the essential section of preventive medicine simply on the basis of political reasons. Newspapers and public have been shown strong opposition to the action taken by the chief of the Department. Dr. Iinaga resigned in an early part of October 1949. Dr. Koike, the former chief of preventive medicine section has been known for the Communist membership. He has been transferred to Ogasawara Health Center as its chief.

Mr. Sakurada who is the chairman of the election committee of the Governor has the strong position and is known that he is trying to become the chief of the Department. Former chief of pharmaceutical section has been arrested for his fraud and accepting briberies. There have been some political complications in the Health Department. Mr. Sakurada is known that he has strong control over the budgeting financing and appointment of personnel in the department causing troubles.

DECLASSIFIED E.O. 12065 SECTION 3-402/NNDG NO. 775013

9, Nov. 49.
Wd.
Clear

YAMANASHI PREFECTURE

Health Dept. Chief , Dr. Abe

A. Organization

Sanitation Sect. (Dr. Uehara) -- Preventive Medicine Div. (Dr. Ishikawa)
-- Nutrition & Envi.Sanit Div. (Nut. Fukayama)
-- Vet. & Food Sanit. Div. (Dr. Hiraga)
-- Parasite Div. (Mr. Otani)

Medical Affairs Sect. (Mr. Sakurada)
Pharm. Affairs Sect. (Mr. Osada)

Medical Institute

Technician for R & I Control — Vet. Takano
In charge of water — Mr. Kawano

Yamanashi Medical Institute, total personnel 84 , having bacteriological & hygenic lab. and clinic.

B. Budget

Health Dept. ..... 2.3 % to total Pref. Gov.Budget.
Sanit. Sect. ..... 80 %
Medical Aff.Sect.(Inclu.Med.Inst.)..... 17 %
Pharm.AffairSect. ..... 3 %

Rodent & Insect control teams
Total 17,000,000 Yen — 5,500,000 Yen Natinnal subsidy
5,500,000 Yen Prefect. budget
5,500,000 Yen Local bodies

C. General Information

Schistosomiasis (typical local disease)
Spread in 1 city & 56 towns and villages.
Percentage affected against the total population: 17 % in 1946.
" " " " " 2 % in 1949.
Measures to be taken against this disease: Furrows to be converted in concrete bed . lime liquid to be used.

T.B.
Reported cases: 2,000 in
Death rate : $10\frac{1}{2}$ persons in 10,000 persons.

Typhoid, disentry etc, very few.

DECLASSIFIED E.O. 12065 SECTION 3-402/NNDG NO. 775013

D. Summary

7 Health Centers (Pref. run)
8 Sanitary Teams (Full time basis)
From Oct. to Mar. ... 8 teams (209 men including Asst. Insps.)
From Apr. to Sept....12 temas (229 men " " ")
161 Asst. Inspectors
Attached to teams, for small towns and villages Ass. Insps. only attached.
8 teams placed in Kofu City.
4 teams in Enzan, Shimoyashida, Yamura Towns and Masuho Village.
13 Inspectors
3 in Pref. Office. Inspection of hotels ,restaurants done.
10 in H.Cs. Inspectors are short.

E. Activities

Teams engaged in R & I control and cleaning except Kofu City(Kofu City having Scav. Div.) Dusting of private factory dormitories by teams but payed for by private Cos. Spraying 2 times monthly.
Fly & mosq. control this Summer:
16,000 gall. of 5 % DDT and 25 drums of pyrethrum consumed. DDT rationed through 2 Ratio Stations by tichets issued from Pref. Gov. Office to local bodies. Prefecture pays entire amount of materials sold to towns, towns then return 1/3 cost of to Pref. Amounts issued accoding to desire of towns.
People generally want ddt not pyrethrum.
Rodent control scheduled 3 times a year.
3 Oct-8 Oct. ..... 2,100,000 baits distributed, baits made by teams and youth ass. Rat-poison , a tube costing 11 Yen .. 30 baits.
130 Yen per day---some towns have family allownaces.

F. Envi. Sanit. Program Emphasised

1) Eduaation regarding disease and insect & rodents.
2) Renovation of toilets, model village having already nonovation toilets to be extended.
3) Starting of fly and mosq. control to be expedited. Budget slow in getting. to Prefecture.

F. Water

13 water plants(smallest servicing 4,000 people)
161 simple water plants
For 6 of 13 water plants 1.5 ppm of chlorine dosed, and residual chlorine is o.4 to o,5 ppm.
Test carried out bacterilogically & chemiaally once per manth for samples of raw water at source, raw water at reservoir, treated water , faucet water of water werks.
Test not done for simple waterworks but inspected by Sanit. Inspa. of H.Cs. Report required per month.
Well water tested at req uest of consumers.
Water for restaurants such as ice candy makers tested complying regulations.