


The CCCC Wikipedia Initiative Presents:

# EATAW Edits Wikipedia

Join us to discuss how  
scholars can use their  
expertise to advance  
knowledge equity  
online.



# Today we will discuss...

1. Wikipedia: What is it exactly?
2. Key policies and guidelines
3. Creating an account
4. Exploring article tabs
5. Editing basics
6. Exercise: Edit a draft article
7. Exercise: Article exploration

## With a goal of...

1. Getting you comfortable starting to edit Wikipedia articles within your field of expertise.



# CCCC Wikipedia Initiative Mission

Established in 2019, the CCCC Wikipedia Initiative proceeds from the conviction that it matters to edit Wikipedia, especially for field experts committed to knowledge equity as a fundamental groundwork for social justice.

Writing expert knowledge into Wikipedia is one important way we can address knowledge gaps, imbalances, and misinformation online.



# Improving Knowledge Equity with Scholars

Scholars have important access to knowledge and beliefs about topics and figures often undocumented on Wikipedia.

1. Unique community engagement.
2. Publicizing knowledge often kept behind paywalls.
3. Greater understanding of content gaps and how to fix them.
4. Power to bolster curriculum revisions at all levels.



# Wikipedia: What is it exactly?

1. An online, multilingual encyclopedia maintained and edited entirely by volunteers.
2. A wiki-based website run by the Wikimedia Foundation (WMF), a nonprofit that supports several other open content platforms.
3. The flagship project in a global movement to create robust and accessible sources of free and open knowledge content.
4. Currently 58 million articles created across 300 different language version Wikipedias—all freely licensed under Creative Commons (CC-BY-SA).



# Key Policies & Guidelines



# The Five Pillars

1. Wikipedia is an encyclopedia.
2. Wikipedia is written from a neutral point of view.
3. Wikipedia is free content that anyone can use, edit, and distribute.
4. Wikipedia editors should treat each other with respect and civility.
5. Wikipedia has no firm rules.

# Core Content Policies

1. **Verifiability** - only draw facts from reliable sources
2. **Notability** - plenty of independent sources
3. **No original research** - no claims without reliable sources



# Article Quality Assessment

WikiProjects—a group of Wikipedia editors focused on improving articles around a specific topic or field of interest—review and assess article content.

<b>+ GA</b>	The article has attained <a href="#">good article</a> status, having been examined by one or more impartial reviewers from <a href="#">WP:Good article nominations</a> . <b>More detailed criteria</b> <a href="#">[show]</a>
<b>B</b>	The article is mostly complete and without major problems but requires some further work to reach <a href="#">good article</a> standards. <b>More detailed criteria</b> <a href="#">[show]</a>
<b>C</b>	The article is substantial but is still missing important content or contains much irrelevant material. The article should have some references to reliable sources, but may still have significant problems or require substantial <a href="#">cleanup</a> . <b>More detailed criteria</b> <a href="#">[show]</a>
<b>Start</b>	An article that is developing but still quite incomplete. It may or may not cite adequate reliable sources. <b>More detailed criteria</b> <a href="#">[show]</a>
<b>Stub</b>	A very basic description of the topic. Can be well-written, but may also have significant content issues. <b>More detailed criteria</b> <a href="#">[show]</a>

# Article Quality Assessment (2)

Article **Talk** Read Edit source New section View history ☆ More ▾ Search Wikipedia 🔍

## Talk:Anita Hill

From Wikipedia, the free encyclopedia

 This article is of interest to multiple **WikiProjects**. [hide]

<b>WikiProject Biography</b>	(Rated C-class)	[show]
<b>WikiProject Gender studies</b>	(Rated C-class, Low-importance)	[show]
<b>WikiProject Oklahoma</b>	(Rated C-class, Low-importance)	[show]
<b>WikiProject African diaspora</b>	(Rated C-class, Top-importance)	[show]
<b>WikiProject Women writers</b>	(Rated C-class, Low-importance)	[show]
<b>WikiProject Law</b>	(Rated C-class, Low-importance)	[show]
<b>WikiProject Women's History</b>	(Rated C-class, Low-importance)	[show]
<b>WikiProject Writing</b>	(Rated C-class, High-importance)	[show]

WP:ASSESS



# Notability: What can be added?

If a topic or person is considered notable by Wikipedia's community-curated guidelines, it can be added

“A topic is presumed to be suitable for a stand-alone article or list when it has received **significant coverage in reliable sources that are independent of the subject**”

Subject-specific notability guides govern specific types of articles

# Academic Notability Criteria

1. Reproduces structures of discrimination that exist in traditional academic reward systems and leans too heavily on metrics catered to scholars in STEM fields.
2. Take into account nationally recognized awards, editorship of a major academic journal, and use of scholarship in course curricula as justification for academic notability.

# Creating an Account



# Choosing a Username

Be mindful of...

1. Using your real name in/as your username.
2. Your account linking to other Wikimedia projects

Policies...

1. Pick a username that refers to an individual or single entity (no institutions, groups, etc).
2. No disruptive, misleading, or offensive names

# Changing a Username

If you have not been editing for very long, it is easier to create a new account than to change your username.



# Create an Account or Log in

1. Go to [en.wikipedia.org](https://en.wikipedia.org) and click on 'Create account' found on the top right.
2. Although it is not required to add an email address, it is highly recommended to receive notifications about changes to your watched articles.

Username (help me choose)

Password

It is recommended to use a unique password that you are not using on any other website.

Confirm password

Email address (optional)





# Event Page: Sign in (1)

Shortcut

WP:EATAW-EDITS

*Join us for the...*

## EATAW Edits Wikipedia

Join us online for the EATAW Edits Wikipedia workshop on **Thursday, July 21, 2022 from 15:00 - 16:00 CET**. This introductory workshop will introduce EATAW members to Wikipedia, address some of the specific concerns experts may face and provide a space for active discussion about public scholarship on Wikipedia. Topics include investigating key policies and guidelines, addressing privacy concerns, exploring the anatomy of an article, considering different levels of involvement, and getting started with articles that need a lot of work.

The workshop will be hosted on Zoom by Savannah Cragin, the CCCC Wikipedian-in-Residence. This event is sponsored by the CCCC Wikipedia Initiative with funding from the Wikimedia Foundation.

WP:EATAW-EDITS



# Event Page: Sign in (2)

Sign in [\[ edit source \]](#)

Sign in below by typing four tildes (~~~~), the character immediately below the escape button on your keyboard.

Project page [Talk](#)

## Editing Wikipedia:EATAW Edits Wikipedia (section)

ⓘ Content that violates any copyrights will be deleted. Encyclopedic content must be verifiable through citatio

**B** *I* u       [Advanced](#) [Special characters](#) [Help](#) [Cite](#)

**==Sign in==**

Sign in below by typing four [\[\[tilde\]\]](#)s `<nowiki>(~~~~)</nowiki>`, the character immediately below



# Event Page: Sign in (3)

1. Sign in to the event page to add yourself to the participants list.
2. Click on 'edit source' next to the 'Sign in' heading.
3. Add a bullet point (\*) and four tildes (~ ~ ~ ~) to leave a digital signature.
4. Click Publish

# Exploring Article Tabs



# Article Talk Page

An individual article forum to discuss specific issues or ideas  
with other Wikipedia editors

Article **Talk** Read Edit source New section View history ☆ More ▾  🔍

## Talk:Conference on College Composition and Communication

From Wikipedia, the free encyclopedia

 This article is of interest to the following **WikiProjects**: [hide]

<b>WikiProject Academic Journals</b> (Rated C-class)	<span>[show]</span>
<b>WikiProject Writing</b> (Rated C-class, Mid-importance)	<span>[show]</span>

**Proposed merge with [CCCC Chair's Address](#)** [edit source]

No independent notability for this address. [Randykitty](#) (talk) 19:41, 16 November 2013 (UTC) [reply]

- I have redirected that article here. As there is no notability for the address and this article already suffers from too much intricate detail, I have not merged any content (which had absolutely no independent sourcing either). --[Randykitty](#) (talk) 09:23, 14 May 2015 (UTC) [reply]



# View Article History (1)

See all prior versions of an article including timestamp, editor, and contributions

Article [Talk](#) [Read](#) [Edit](#) [Edit source](#) [View history](#) [★](#) [More](#)

## Writing: Revision history ? [Help](#)

[View logs for this page \(view filter log\)](#)

[Filter revisions](#)

External tools: [Find addition/removal](#) <sup>(Alternate)</sup> · [Find edits by user](#) <sup>(Alternate)</sup> · [Page statistics](#) · [Pageviews](#) · [Fix dead links](#)

For any version listed below, click on its date to view it. For more help, see [Help:Page history](#) and [Help:Edit summary](#). (cur) = difference from current version, (prev) = difference from preceding version, **m** = minor edit, → = section edit, ← = automatic edit summary  
(newest | oldest) [View](#) ([newer 50](#) | [older 50](#)) ([20](#) | [50](#) | [100](#) | [250](#) | [500](#))

[Compare selected revisions](#)

- [\(cur | prev\)](#)  13:27, 8 March 2022 [Compositionist](#) ([talk](#) | [contribs](#)) . . (42,527 bytes) (+22) . . (→*See also: added writing process to 'see also'*) ([undo](#) | [thank](#))  
[automatically accepted]
- [\(cur | prev\)](#)  07:25, 4 March 2022 [Compositionist](#) ([talk](#) | [contribs](#)) . . (42,505 bytes) (+422) . . (*added two dimensions for individual writing motivations, cited one*) ([undo](#) | [thank](#)) (*Tag: Visual edit*) [automatically accepted]



# View Article History (2)

The oldest version of the Wikipedia article on Writing documented in March 2001:

Article Talk Read Edit Edit source View history ★ More ▾  Q

## Writing

From Wikipedia, the free encyclopedia

This is an **old revision** of this page, as edited by **Josh Grosse** ([talk](#) | [contribs](#)) at 22:51, 22 March 2001. The present address (URL) is a **permanent link** to this revision, which may differ significantly from the current revision.

(diff) ← Previous revision | Latest revision (diff) | [Newer revision](#) → (diff)

Symbols for the recording of **language**. The first writing system was **cuneiform**, which emerged among the **Sumerians** towards the end of the 4th millenium BC; however it was followed closely by the appearance of writing in **Egypt** and the **Indus valley**, and since then writing has appeared independently a number of times, associated with various civilizations.

- Kinds of writing
  - Ideogram
  - Syllabary
  - Alphabet
- Calligraphy
  - Minuscule
- Spelling



# Watching Articles

Click on the blue star on a specific article to add it to your watchlist.

If you have an email attached to your account, you will receive notifications about edits to the article.



The screenshot shows the Wikipedia interface for the article "Writing". At the top, there are navigation tabs: "Article" and "Talk". To the right, there are action buttons: "Read", "Edit", "Edit source", "View history", a blue star icon (circled in red), and "More". A search bar labeled "Search Wikipedia" is on the far right. The article title "Writing" is prominently displayed. Below the title, it says "From Wikipedia, the free encyclopedia". A redaction notice on the right states: "Writing" and its talk page have been added to your watchlist permanently. Below this, it shows "Watchlist time period:" with a dropdown menu set to "Permanent". The main text of the article begins with "Writing is a medium of human communication that involves the representation of a language through a system of physically inscribed, mechanically transferred, or digitally represented symbols. Writing systems are not themselves human languages (with the debatable exception of computer languages); they are means of rendering a language into a form that can be reconstructed by other humans separated by time and/or space. While not all languages use a writing system, those with systems of inscriptions can complement and extend capacities of spoken language by enabling the creation of durable forms of speech that can be transmitted across space (e.g., correspondence) and stored over time (e.g., libraries or other public records). It has also been observed that the activity of writing itself can have knowledge-transforming effects, since it allows



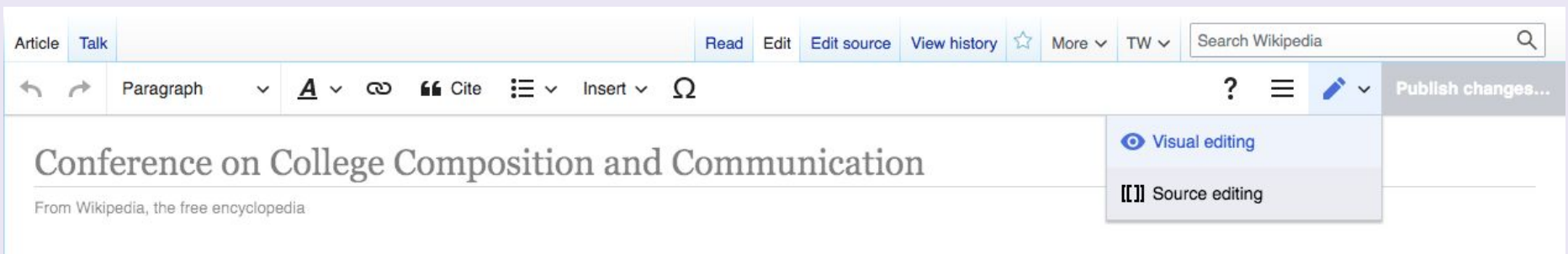


# Editing Basics



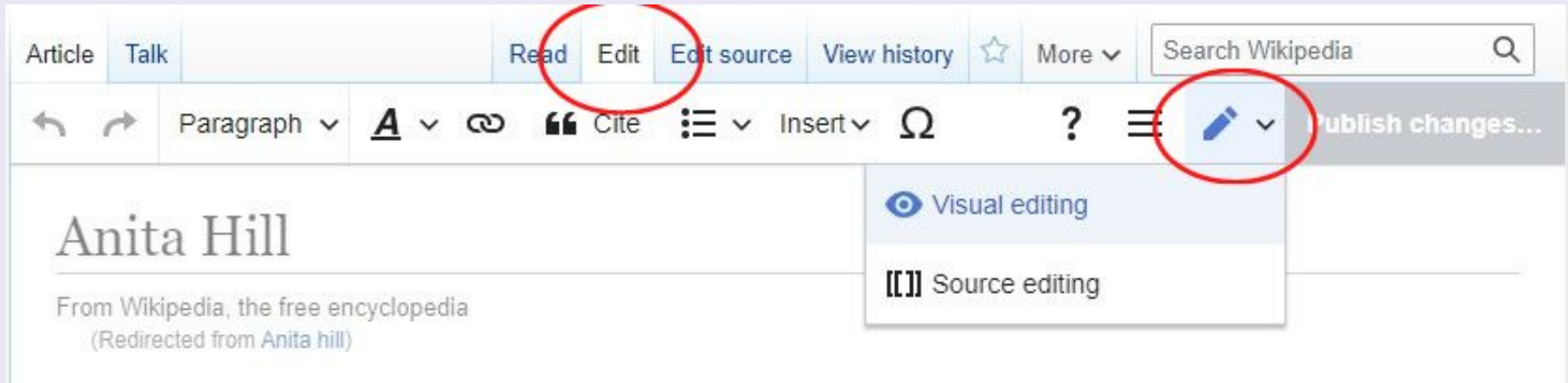
# Visual vs. Source Editing

Visual Editor	Source Editor
<p>Make edits directly on the page, no wikitext knowledge necessary.</p>	<p>A special wikitext markup used to format &amp; style wiki pages.</p> <p>It is necessary to use wikitext when editing talk pages.</p>



The screenshot shows the top portion of a Wikipedia article page. At the top, there are tabs for 'Article' and 'Talk'. Below these are navigation links: 'Read', 'Edit', 'Edit source', 'View history', 'More', and 'TW'. A search bar labeled 'Search Wikipedia' is on the right. The main editing toolbar includes icons for undo, redo, paragraph, text color, link, cite, list, insert, and a help icon. A dropdown menu is open, showing 'Visual editing' (selected) and 'Source editing'. The article title is 'Conference on College Composition and Communication' and the subtitle is 'From Wikipedia, the free encyclopedia'. A 'Publish changes...' button is visible on the right.

# Editing with Visual Editor



Paragraph ▾

Choose different headings, subheadings, and text formatting options

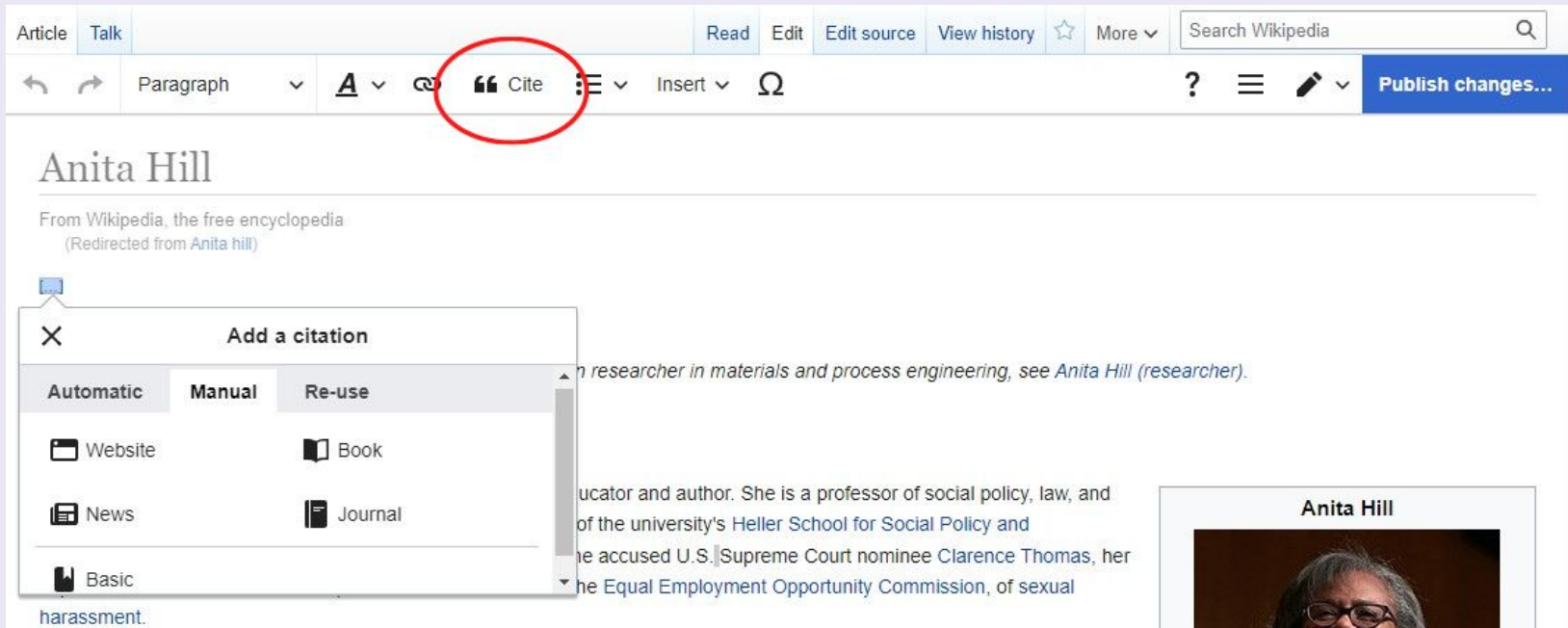


Create links between Wikipedia articles

Insert ▾

Insert photos, an auto generated references list, and special templates

# Adding Citations (1)



The screenshot shows the Wikipedia editing interface for the article "Anita Hill". The "Cite" button in the top toolbar is circled in red. A dialog box titled "Add a citation" is open, showing options for "Automatic", "Manual", and "Re-use". Under "Automatic", there are icons for Website, News, and Basic. Under "Manual", there are icons for Book and Journal. The background text of the article is partially visible, including the title "Anita Hill" and a sub-header "From Wikipedia, the free encyclopedia (Redirected from Anita Hill)".

## Early life and education [ edit | edit source ]

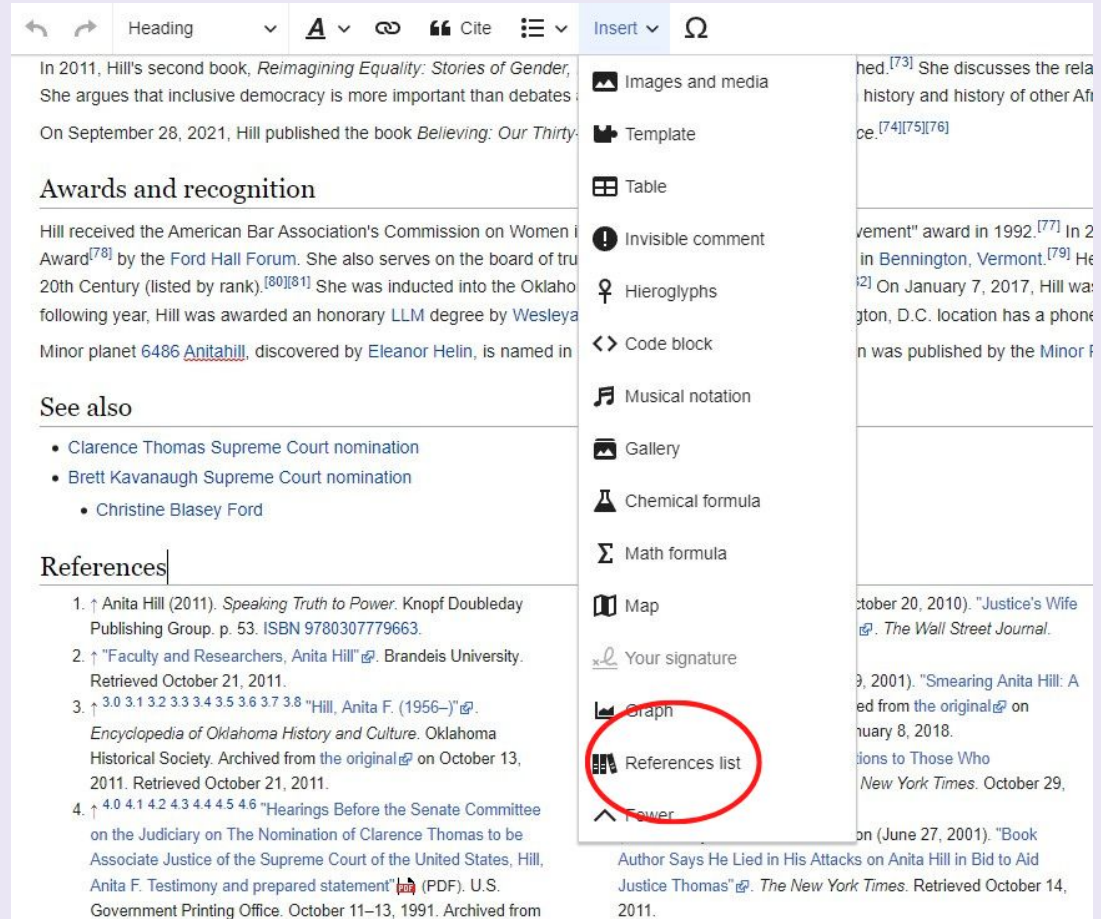
Anita Hill was born to a family of farmers in Lone Tree, Oklahoma, the youngest of Albert and Ernest Hill. Her grandparents had been born into slavery.<sup>[5]</sup> Hill was raised in the Baptist faith.<sup>[3]</sup>

Hill graduated from Morris High School, Oklahoma in 1973, where she was class valedictorian.<sup>[6]</sup> She went on to Yale Law School, obtaining her Juris Doctor degree with honors in 1980.<sup>[3][7]</sup>

"Hill, Anita F. (1956–)". *Encyclopedia of Oklahoma History and Culture*. Oklahoma Historical Society. Archived from the original on October 13, 2011. Retrieved October 21, 2011.

# Adding Citations (2)

1. Add a heading for 'References' at the bottom of an article.
2. Place cursor below the heading and select 'References list' from the 'Insert' drop down menu.
3. A list of all in-line citations will auto populate in this area.

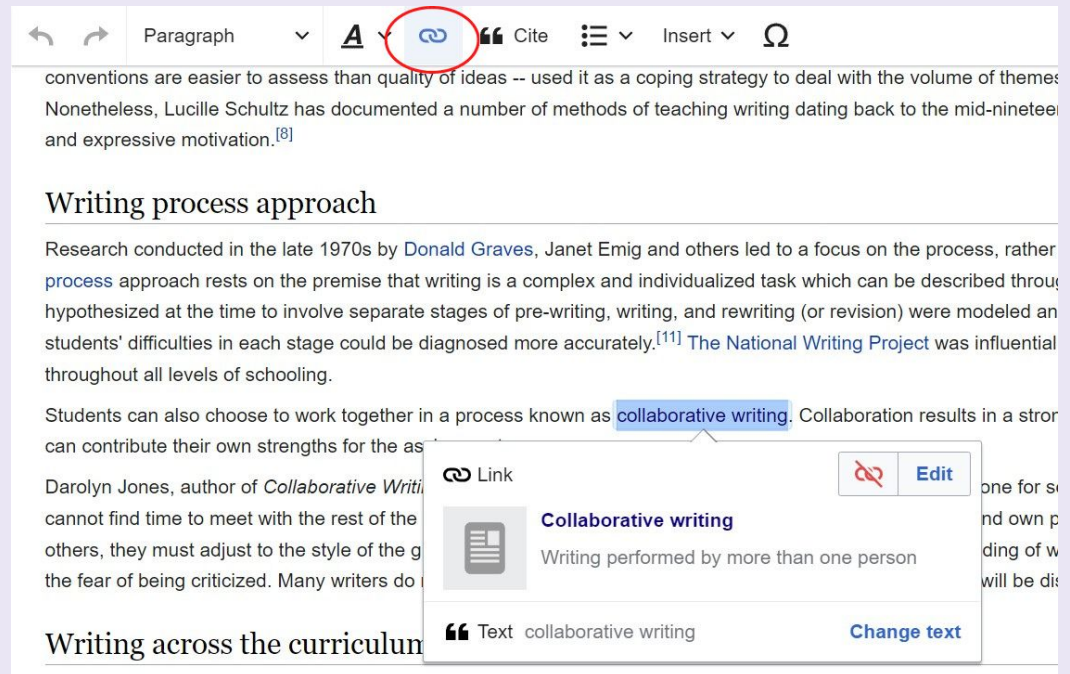


The screenshot shows a Wikipedia article editor interface. The article content includes sections for 'Awards and recognition' and 'See also'. The 'References' section is at the bottom, containing a list of four citations. The 'Insert' menu is open on the right, and the 'References list' option is circled in red. The article text includes a paragraph about Anita Hill's book *Reimagining Equality: Stories of Gender* and another about her receiving the American Bar Association's Commission on Women Award.



# Adding Wiki Links

1. Hyperlinks to other Wikipedia articles can be added throughout an article to improve article traffic
2. If an article cannot be found and is considered notable, you can create a red link signalling to the community that the article needs to be created



The screenshot shows a Wikipedia article editor interface. The top toolbar includes a 'Link' icon (a chain link) which is circled in red. Below the toolbar, the article text is visible, with a blue link labeled 'collaborative writing' highlighted. A dialog box is open over the text, showing the 'Link' tab. The dialog box contains a search icon, the text 'Collaborative writing', and a description: 'Writing performed by more than one person'. There are also 'Edit' and 'Change text' buttons.

Wikipedia article: Teaching Writing in the United States

# Creating Article Drafts (1)

Creating article drafts in your sandbox:

1. Click on your “sandbox” in the top right next to your username.
2. When you are done drafting your article, you can either move your article to the draft or mainspace.
3. Select “More” and then “Move” from the dropdown menu next to the star icon.

# Creating Article Drafts (2)

## Creating sandbox drafts:

1. Select either “Draft” or “Article” under “New Title.”
2. Add the article title next to this field.
3. Add your reason for moving, either ‘Ready for draftspace” or “Ready for mainspace” are sufficient.
4. Uncheck “Move associated talk page” if you have existing content on your user talk page unrelated to the article.



# Creating Article Drafts (3)

Creating sandbox drafts:

**Move page**

New title:

(Article) ▼

Reason:

Move associated talk page

Watch source page and target page

**Move page**

# Questions?



Wikimedia Foundation, CC BY-SA 3.0



# Let's Edit!



# Exercise: Edit a draft article

1. Make a small edit to the draft article on SIG Writing.

Consider contributing:

- a. Copyedits
  - b. Citations
  - c. External links
2. Add a few areas for improvement to the talk page of the article. Make sure to sign your name with four tildes (~ ~ ~ ~).



# Exercise: Article exploration

Look up an article related to a course you are teaching in the fall. Consider these questions:

- Is the information presented accurate and equitable? If not, what specific concepts, frameworks, or sections need to be revised?
- Is there anything missing? What scholars and/or scholarship need to be added?
- What will your students learn from the article?

