

Appendix IV.G17

Auxiliary Files

**Data Collection and
Analysis for Generating
Procedure-Specific Practice
Expense Estimates (HCFA
Contract No. 500-95-0009)**

April 30, 1997

Prepared for
Health Care Financing Administration
Office of Research
Mail Stop C-3-1626
7500 Security Boulevard
Baltimore, MD 21244-1850

Prepared by
Abt Associates Inc.
55 Wheeler Street
Cambridge, MA 02138

Abt

Abt Associates Inc.





Abt Associates Inc.

55 Wheeler Street
Cambridge, Massachusetts
02138-1168

617 492-7100 *telephone*
617 492-5219 *facsimile*

Hampden Square, Suite 500
4800 Montgomery Lane
Bethesda, Maryland
20814-5341

301 913-0500 *telephone*
301 652-3618 *facsimile*

101 North Wacker Drive
Suite 400
Chicago, Illinois
60606-7301

312 332-3300 *telephone*
312 621-3840 *facsimile*

Appendix IV.G17

Auxiliary Files

**Data Collection and
Analysis for Generating
Procedure-Specific Practice
Expense Estimates (HCFA
Contract No. 500-95-0009)**

April 30, 1997

Prepared for
Health Care Financing Administration
Office of Research
Mail Stop C-3-1626
7500 Security Boulevard
Baltimore, MD 21244-1850

Prepared by
Abt Associates Inc.
55 Wheeler Street
Cambridge, MA 02138

**Expected Sites for Resource Profiling
(EXPSITES)**

PROCCODE: The HCFA Common Procedure Coding System (HCPCS) Code for the specified service.

VOL94: The total volume for this service, as reported in the 1994 Physician and Supplier Procedure Summary Master Files.

PCT_IN: Proportion of the total 1994 Medicare volume performed in an office setting.

EXP_IN: Expected to be Profiled IN

PCT_OUT: Proportion of the total 1994 Medicare volume performed in an out-office setting.

EXP_OUT: Expected to be Profiled OUT

Expected Sites for Resource Profiling

PROCCODE	VOL94	PCT_IN	EXP_IN	PCT_OUT	EXP_OUT
00100	94992	0.005	N	0.995	Y
00102	198	0.005	N	0.995	Y
00104	177123	0.003	N	0.997	Y
00120	27531	0.002	N	0.998	Y
00124	907	0.505	Y	0.495	Y
00126	4520	0.005	N	0.995	Y
00140	257740	0.017	N	0.983	Y
00142	1702142	0.003	N	0.997	Y
00144	23180	0.001	N	0.999	Y
00145	75316	0.003	N	0.997	Y
00147	2240	0.001	N	0.999	Y
00148	393	0.008	N	0.992	Y
00160	65689	0.002	N	0.998	Y
00162	2974	0.000	N	1.000	Y
00164	1360	0.003	N	0.997	Y
00170	44233	0.037	N	0.963	Y
00172	217	0.000	N	1.000	Y
00174	765	0.000	N	1.000	Y
00176	2763	0.004	N	0.996	Y
00190	11817	0.007	N	0.993	Y
00192	1513	0.001	N	0.999	Y
00210	37440	0.001	N	0.999	Y
00212	527	0.063	N	0.937	Y
00214	11658	0.002	N	0.998	Y
00216	4685	0.001	N	0.999	Y
00218	7037	0.000	N	1.000	Y
00220	5737	0.003	N	0.997	Y
00222	1433	0.001	N	0.999	Y
00300	28546	0.002	N	0.998	Y
00320	153478	0.001	N	0.999	Y
00322	266	0.053	N	0.947	Y
00350	114671	0.000	N	1.000	Y
00352	8816	0.001	N	0.999	Y
00400	220574	0.003	N	0.997	Y
00402	9979	0.003	N	0.997	Y
00404	66586	0.001	N	0.999	Y
00406	2809	0.000	N	1.000	Y
00410	39951	0.004	N	0.996	Y
00420	12660	0.003	N	0.997	Y
00450	4174	0.001	N	0.999	Y
00452	271	0.004	N	0.996	Y
00454	310	0.003	N	0.997	Y
00470	5270	0.001	N	0.999	Y
00472	736	0.000	N	1.000	Y
00474	614	0.002	N	0.998	Y
00500	5365	0.002	N	0.998	Y
00520	120820	0.001	N	0.999	Y
00522	676	0.000	N	1.000	Y
00524	1044	0.002	N	0.998	Y
00528	10999	0.000	N	1.000	Y
00530	83654	0.001	N	0.999	Y
00532	74974	0.001	N	0.999	Y
00540	62578	0.001	N	0.999	Y
00542	2072	0.000	N	1.000	Y
00544	539	0.000	N	1.000	Y
00546	1699	0.001	N	0.999	Y
00548	357	0.000	N	1.000	Y
00560	24279	0.000	N	1.000	Y
00562	251868	0.000	N	1.000	Y
00580	720	0.000	N	1.000	Y
00600	25261	0.006	N	0.994	Y
00604	1919	0.001	N	0.999	Y
00620	6284	0.003	N	0.997	Y
00622	93	0.022	N	0.978	Y
00630	124669	0.008	N	0.992	Y
00632	1432	0.001	N	0.999	Y
00634	121	0.000	N	1.000	Y
00670	12227	0.001	N	0.999	Y
00700	15286	0.002	N	0.998	Y
00702	741	0.008	N	0.992	Y

Expected Sites for Resource Profiling

PROCCODE	VOL94	PCT_IN	EXP_IN	PCT_OUT	EXP_OUT
00730	2596	0.001	N	0.999	Y
00740	124495	0.036	N	0.964	Y
00750	52539	0.002	N	0.998	Y
00752	29272	0.001	N	0.999	Y
00754	181	0.000	N	1.000	Y
00756	967	0.001	N	0.999	Y
00770	42980	0.000	N	1.000	Y
00790	409383	0.001	N	0.999	Y
00792	1820	0.000	N	1.000	Y
00794	4034	0.000	N	1.000	Y
00796	555	0.000	N	1.000	Y
00800	15968	0.002	N	0.998	Y
00802	440	0.000	N	1.000	Y
00806	16622	0.001	N	0.999	Y
00810	99142	0.059	N	0.941	Y
00820	5260	0.000	N	1.000	Y
00830	172979	0.002	N	0.998	Y
00832	33790	0.001	N	0.999	Y
00840	404293	0.001	N	0.999	Y
00842	391	0.003	N	0.997	Y
00844	11970	0.001	N	0.999	Y
00846	7738	0.001	N	0.999	Y
00848	1095	0.000	N	1.000	Y
00850	2116	0.001	N	0.999	Y
00855	654	0.000	N	1.000	Y
00857	516	0.006	N	0.994	Y
00860	83582	0.001	N	0.999	Y
00862	32303	0.001	N	0.999	Y
00864	6377	0.000	N	1.000	Y
00866	996	0.000	N	1.000	Y
00868	10859	0.001	N	0.999	Y
00870	2851	0.001	N	0.999	Y
00872	27851	0.036	N	0.964	Y
00873	6798	0.015	N	0.985	Y
00880	24069	0.000	N	1.000	Y
00882	2296	0.002	N	0.998	Y
00884	6503	0.000	N	1.000	Y
00900	25436	0.004	N	0.996	Y
00902	121175	0.007	N	0.993	Y
00904	14348	0.001	N	0.999	Y
00906	2008	0.000	N	1.000	Y
00908	5875	0.000	N	1.000	Y
00910	382459	0.006	N	0.994	Y
00912	90550	0.001	N	0.999	Y
00914	208663	0.001	N	0.999	Y
00916	1717	0.001	N	0.999	Y
00918	13534	0.001	N	0.999	Y
00920	47839	0.002	N	0.998	Y
00922	572	0.002	N	0.998	Y
00924	645	0.000	N	1.000	Y
00926	9137	0.000	N	1.000	Y
00928	736	0.000	N	1.000	Y
00930	1884	0.001	N	0.999	Y
00932	250	0.000	N	1.000	Y
00934	78	0.000	N	1.000	Y
00936	157	0.000	N	1.000	Y
00938	12422	0.001	N	0.999	Y
00940	81023	0.003	N	0.997	Y
00942	28579	0.000	N	1.000	Y
00944	36126	0.000	N	1.000	Y
00946	631	0.003	N	0.997	Y
00948	525	0.006	N	0.994	Y
00950	198	0.000	N	1.000	Y
00952	25548	0.002	N	0.998	Y
00955	1042	0.001	N	0.999	Y
01000	7987	0.006	N	0.994	Y
01110	19572	0.000	N	1.000	Y
01120	5573	0.002	N	0.998	Y
01130	198	0.000	N	1.000	Y
01140	173	0.006	N	0.994	Y

Expected Sites for Resource Profiling

PROCCODE	VOL94	PCT_IN	EXP_IN	PCT_OUT	EXP_OUT
01150	617	0.000	N	1.000	Y
01160	398	0.000	N	1.000	Y
01170	852	0.004	N	0.996	Y
01180	46	0.000	N	1.000	Y
01190	112	0.000	N	1.000	Y
01200	15299	0.001	N	0.999	Y
01202	872	0.001	N	0.999	Y
01210	162735	0.000	N	1.000	Y
01212	1597	0.004	N	0.996	Y
01214	148373	0.000	N	1.000	Y
01220	5644	0.001	N	0.999	Y
01230	154821	0.001	N	0.999	Y
01232	36799	0.000	N	1.000	Y
01234	399	0.000	N	1.000	Y
01240	18708	0.001	N	0.999	Y
01250	9533	0.001	N	0.999	Y
01260	8137	0.002	N	0.998	Y
01270	106247	0.000	N	1.000	Y
01272	463	0.000	N	1.000	Y
01274	15857	0.001	N	0.999	Y
01300	7129	0.003	N	0.997	Y
01320	8740	0.001	N	0.999	Y
01340	1382	0.002	N	0.998	Y
01360	14732	0.000	N	1.000	Y
01380	5616	0.001	N	0.999	Y
01382	113520	0.002	N	0.998	Y
01390	1491	0.001	N	0.999	Y
01392	18309	0.000	N	1.000	Y
01400	12680	0.001	N	0.999	Y
01402	210261	0.000	N	1.000	Y
01404	3416	0.001	N	0.999	Y
01420	982	0.001	N	0.999	Y
01430	669	0.007	N	0.993	Y
01432	3502	0.001	N	0.999	Y
01440	2891	0.001	N	0.999	Y
01442	1197	0.001	N	0.999	Y
01444	4831	0.001	N	0.999	Y
01460	77892	0.003	N	0.997	Y
01462	7621	0.003	N	0.997	Y
01464	1419	0.013	N	0.987	Y
01470	56780	0.005	N	0.995	Y
01472	1245	0.002	N	0.998	Y
01474	86	0.000	N	1.000	Y
01480	186656	0.004	N	0.996	Y
01482	10544	0.004	N	0.996	Y
01484	3732	0.001	N	0.999	Y
01486	234	0.000	N	1.000	Y
01490	560	0.000	N	1.000	Y
01500	7842	0.000	N	1.000	Y
01502	1504	0.000	N	1.000	Y
01520	2695	0.001	N	0.999	Y
01522	5872	0.001	N	0.999	Y
01600	10126	0.003	N	0.997	Y
01610	41966	0.001	N	0.999	Y
01620	7802	0.001	N	0.999	Y
01622	11661	0.001	N	0.999	Y
01630	29776	0.001	N	0.999	Y
01632	208	0.000	N	1.000	Y
01634	110	0.000	N	1.000	Y
01636	41	0.000	N	1.000	Y
01638	7543	0.001	N	0.999	Y
01650	9176	0.000	N	1.000	Y
01652	515	0.000	N	1.000	Y
01654	611	0.000	N	1.000	Y
01656	2363	0.000	N	1.000	Y
01670	9293	0.001	N	0.999	Y
01680	164	0.000	N	1.000	Y
01682	54	0.000	N	1.000	Y
01700	8996	0.003	N	0.997	Y
01710	7961	0.030	N	0.970	Y

Expected Sites for Resource Profiling

PROCCODE	VOL94	PCT_IN	EXP_IN	PCT_OUT	EXP_OUT
01712	79	0.000	N	1.000	Y
01714	67	0.000	N	1.000	Y
01716	180	0.000	N	1.000	Y
01730	3270	0.000	N	1.000	Y
01732	346	0.000	N	1.000	Y
01740	22264	0.001	N	0.999	Y
01742	306	0.000	N	1.000	Y
01744	769	0.003	N	0.997	Y
01756	346	0.000	N	1.000	Y
01758	229	0.000	N	1.000	Y
01760	669	0.006	N	0.994	Y
01770	30408	0.001	N	0.999	Y
01772	4295	0.001	N	0.999	Y
01780	4486	0.001	N	0.999	Y
01782	259	0.000	N	1.000	Y
01784	13945	0.001	N	0.999	Y
01800	26388	0.002	N	0.998	Y
01810	148405	0.003	N	0.997	Y
01820	24101	0.002	N	0.998	Y
01830	45373	0.001	N	0.999	Y
01832	316	0.000	N	1.000	Y
01840	10188	0.001	N	0.999	Y
01842	5789	0.001	N	0.999	Y
01844	142059	0.001	N	0.999	Y
01850	2426	0.001	N	0.999	Y
01852	66	0.000	N	1.000	Y
01860	508	0.000	N	1.000	Y
01900	76	0.000	N	1.000	Y
01902	127	0.000	N	1.000	Y
01904	103	0.019	N	0.981	Y
01906	617	0.308	Y	0.692	Y
01908	136	0.353	Y	0.647	Y
01910	283	0.000	N	1.000	Y
01912	800	0.040	N	0.960	Y
01914	78	0.051	N	0.949	Y
01916	8091	0.001	N	0.999	Y
01918	9248	0.001	N	0.999	Y
01920	8871	0.001	N	0.999	Y
01921	27248	0.001	N	0.999	Y
01922	7093	0.074	N	0.926	Y
01990	5803	0.000	N	1.000	Y
01995	89917	0.033	N	0.967	Y
01996	795940	0.002	N	0.998	Y
10040	42501	0.988	Y	0.012	N
10060	756753	0.814	Y	0.186	Y
10061	168947	0.765	Y	0.235	Y
10080	2047	0.807	Y	0.193	Y
10081	674	0.623	Y	0.377	Y
10120	39262	0.704	Y	0.296	Y
10121	8989	0.529	Y	0.471	Y
10140	95518	0.711	Y	0.289	Y
10160	60203	0.846	Y	0.154	Y
10180	9873	0.309	Y	0.691	Y
11000	550963	0.828	Y	0.172	Y
11001	13720	0.802	Y	0.198	Y
11040	693541	0.779	Y	0.221	Y
11041	227615	0.725	Y	0.275	Y
11042	253494	0.529	Y	0.471	Y
11043	64254	0.195	Y	0.805	Y
11044	30764	0.100	Y	0.900	Y
11050	369713	0.836	Y	0.164	Y
11051	329436	0.867	Y	0.133	Y
11052	71495	0.897	Y	0.103	Y
11100	1050985	0.963	Y	0.037	N
11101	340755	0.964	Y	0.036	N
11200	109684	0.957	Y	0.043	N
11201	17689	0.948	Y	0.052	N
11300	68104	0.961	Y	0.039	N
11301	123504	0.978	Y	0.022	N
11302	73804	0.980	Y	0.020	N

Expected Sites for Resource Profiling

PROCCODE	VOL94	PCT_IN	EXP_IN	PCT_OUT	EXP_OUT
11303	16288	0.972	Y	0.028	N
11305	72012	0.869	Y	0.131	Y
11306	63507	0.953	Y	0.047	N
11307	28465	0.958	Y	0.042	N
11308	6237	0.947	Y	0.053	N
11310	101726	0.954	Y	0.046	N
11311	114972	0.975	Y	0.025	N
11312	46232	0.972	Y	0.028	N
11313	8307	0.956	Y	0.044	N
11400	79221	0.897	Y	0.103	Y
11401	126674	0.875	Y	0.125	Y
11402	137012	0.816	Y	0.184	Y
11403	60418	0.728	Y	0.272	Y
11404	25873	0.614	Y	0.386	Y
11406	28040	0.367	Y	0.633	Y
11420	62074	0.870	Y	0.130	Y
11421	71104	0.858	Y	0.142	Y
11422	64945	0.801	Y	0.199	Y
11423	24744	0.727	Y	0.273	Y
11424	9561	0.601	Y	0.399	Y
11426	7583	0.392	Y	0.608	Y
11440	119077	0.877	Y	0.123	Y
11441	124476	0.853	Y	0.147	Y
11442	88509	0.807	Y	0.193	Y
11443	22981	0.742	Y	0.258	Y
11444	6871	0.606	Y	0.394	Y
11446	4982	0.566	Y	0.434	Y
11450	632	0.334	Y	0.666	Y
11451	201	0.234	Y	0.766	Y
11462	294	0.333	Y	0.667	Y
11463	88	0.295	Y	0.705	Y
11470	438	0.354	Y	0.646	Y
11471	167	0.096	N	0.904	Y
11600	11486	0.887	Y	0.113	Y
11601	41269	0.902	Y	0.098	N
11602	71910	0.865	Y	0.135	Y
11603	33548	0.790	Y	0.210	Y
11604	14701	0.672	Y	0.328	Y
11606	15530	0.408	Y	0.592	Y
11620	8484	0.815	Y	0.185	Y
11621	26307	0.893	Y	0.107	Y
11622	38214	0.849	Y	0.151	Y
11623	16447	0.734	Y	0.266	Y
11624	6327	0.589	Y	0.411	Y
11626	5171	0.362	Y	0.638	Y
11640	50825	0.874	Y	0.126	Y
11641	120298	0.870	Y	0.130	Y
11642	137765	0.803	Y	0.197	Y
11643	45295	0.694	Y	0.306	Y
11644	15522	0.549	Y	0.451	Y
11646	9867	0.392	Y	0.608	Y
11700	3295037	0.604	Y	0.396	Y
11701	2972079	0.604	Y	0.396	Y
11710	1614074	0.667	Y	0.333	Y
11711	1421751	0.668	Y	0.332	Y
11730	1229041	0.741	Y	0.259	Y
11731	218906	0.703	Y	0.297	Y
11732	18288	0.837	Y	0.163	Y
11740	19536	0.500	Y	0.500	Y
11750	269415	0.902	Y	0.098	N
11752	4843	0.635	Y	0.365	Y
11755	1536	0.587	Y	0.413	Y
11760	7458	0.586	Y	0.414	Y
11762	2337	0.754	Y	0.246	Y
11765	49876	0.751	Y	0.249	Y
11770	613	0.385	Y	0.615	Y
11771	514	0.132	Y	0.868	Y
11772	337	0.104	Y	0.896	Y
11900	107533	0.968	Y	0.032	N
11901	57144	0.979	Y	0.021	N

Expected Sites for Resource Profiling

PROCCODE	VOL94	PCT_IN	EXP_IN	PCT_OUT	EXP_OUT
11920	11	0.909	Y	0.091	N
11921	6	0.667	Y	0.333	Y
11922	.	.	N/A	.	N/A
11950	5	0.800	Y	0.200	Y
11951	5	1.000	Y	0.000	N
11952	.	.	N/A	.	N/A
11954	5	1.000	Y	0.000	N
11960	400	0.133	Y	0.867	Y
11970	397	0.048	N	0.952	Y
11971	238	0.130	Y	0.870	Y
11975	4	0.750	Y	0.250	Y
11976	6	1.000	Y	0.000	N
11977	.	.	N/A	.	N/A
12001	140315	0.244	Y	0.756	Y
12002	113299	0.222	Y	0.778	Y
12004	15777	0.203	Y	0.797	Y
12005	3680	0.173	Y	0.827	Y
12006	833	0.226	Y	0.774	Y
12007	348	0.244	Y	0.756	Y
12011	66274	0.127	Y	0.873	Y
12013	40380	0.126	Y	0.874	Y
12014	6032	0.179	Y	0.821	Y
12015	2209	0.130	Y	0.870	Y
12016	366	0.169	Y	0.831	Y
12017	70	0.229	Y	0.771	Y
12018	82	0.110	Y	0.890	Y
12020	3130	0.410	Y	0.590	Y
12021	2032	0.558	Y	0.442	Y
12031	22598	0.673	Y	0.327	Y
12032	44395	0.629	Y	0.371	Y
12034	8505	0.328	Y	0.672	Y
12035	2802	0.170	Y	0.830	Y
12036	693	0.127	Y	0.873	Y
12037	394	0.107	Y	0.893	Y
12041	11198	0.574	Y	0.426	Y
12042	15875	0.597	Y	0.403	Y
12044	1944	0.330	Y	0.670	Y
12045	514	0.274	Y	0.726	Y
12046	93	0.226	Y	0.774	Y
12047	59	0.203	Y	0.797	Y
12051	37532	0.630	Y	0.370	Y
12052	36904	0.573	Y	0.427	Y
12053	5876	0.394	Y	0.606	Y
12054	2131	0.237	Y	0.763	Y
12055	380	0.192	Y	0.808	Y
12056	101	0.198	Y	0.802	Y
12057	68	0.279	Y	0.721	Y
13100	2419	0.628	Y	0.372	Y
13101	8673	0.712	Y	0.288	Y
13120	3514	0.544	Y	0.456	Y
13121	14189	0.622	Y	0.378	Y
13131	16200	0.575	Y	0.425	Y
13132	38798	0.655	Y	0.345	Y
13150	3024	0.495	Y	0.505	Y
13151	12019	0.585	Y	0.415	Y
13152	12999	0.546	Y	0.454	Y
13160	9502	0.076	N	0.924	Y
13300	10854	0.284	Y	0.716	Y
14000	5986	0.525	Y	0.475	Y
14001	3973	0.411	Y	0.589	Y
14020	10438	0.497	Y	0.503	Y
14021	4774	0.456	Y	0.544	Y
14040	53845	0.543	Y	0.457	Y
14041	11471	0.543	Y	0.457	Y
14060	60557	0.462	Y	0.538	Y
14061	5705	0.522	Y	0.478	Y
14300	5879	0.316	Y	0.684	Y
14350	307	0.186	Y	0.814	Y
15000	30730	0.210	Y	0.790	Y
15050	1672	0.376	Y	0.624	Y

Expected Sites for Resource Profiling

PROCCODE	VOL94	PCT_IN	EXP_IN	PCT_OUT	EXP_OUT
15100	34999	0.037	N	0.963	Y
15101	21689	0.012	N	0.988	Y
15120	7716	0.160	Y	0.840	Y
15121	781	0.022	N	0.978	Y
15200	1137	0.197	Y	0.803	Y
15201	214	0.075	N	0.925	Y
15220	3455	0.248	Y	0.752	Y
15221	756	0.098	N	0.902	Y
15240	9851	0.245	Y	0.755	Y
15241	816	0.148	Y	0.852	Y
15260	30132	0.403	Y	0.597	Y
15261	359	0.315	Y	0.685	Y
15350	873	0.228	Y	0.772	Y
15400	1161	0.366	Y	0.634	Y
15570	626	0.096	N	0.904	Y
15572	817	0.094	N	0.906	Y
15574	3599	0.211	Y	0.789	Y
15576	4867	0.161	Y	0.839	Y
15580	139	0.065	N	0.935	Y
15600	191	0.131	Y	0.869	Y
15610	209	0.124	Y	0.876	Y
15620	653	0.101	Y	0.899	Y
15625	115	0.087	N	0.913	Y
15630	1745	0.223	Y	0.777	Y
15650	115	0.191	Y	0.809	Y
15732	4461	0.074	N	0.926	Y
15734	9553	0.012	N	0.988	Y
15736	534	0.043	N	0.957	Y
15738	4891	0.009	N	0.991	Y
15740	1579	0.499	Y	0.501	Y
15750	174	0.011	N	0.989	Y
15755	1898	0.027	N	0.973	Y
15760	825	0.142	Y	0.858	Y
15770	1372	0.042	N	0.958	Y
15775	8	0.000	N	1.000	Y
15776	.	.	N/A	.	N/A
15780	131	0.855	Y	0.145	Y
15781	612	0.708	Y	0.292	Y
15782	158	0.772	Y	0.228	Y
15783	102	0.833	Y	0.167	Y
15786	1067	0.814	Y	0.186	Y
15787	392	0.686	Y	0.314	Y
15788	912	0.963	Y	0.037	N
15789	332	0.955	Y	0.045	N
15792	152	1.000	Y	0.000	N
15793	94	0.926	Y	0.074	N
15810	27	0.593	Y	0.407	Y
15811	19	0.000	N	1.000	Y
15819	40	0.000	N	1.000	Y
15820	157	0.268	Y	0.732	Y
15821	219	0.187	Y	0.813	Y
15822	3440	0.343	Y	0.657	Y
15823	14030	0.294	Y	0.706	Y
15831	569	0.026	N	0.974	Y
15832	39	0.000	N	1.000	Y
15833	16	0.063	N	0.938	Y
15834	3	0.000	N	1.000	Y
15835	4	0.250	Y	0.750	Y
15836	26	0.000	N	1.000	Y
15837	8	0.125	Y	0.875	Y
15838	32	0.094	N	0.906	Y
15839	169	0.237	Y	0.763	Y
15840	200	0.020	N	0.980	Y
15841	52	0.135	Y	0.865	Y
15842	18	0.222	Y	0.778	Y
15845	195	0.026	N	0.974	Y
15850	26	0.808	Y	0.192	Y
15851	3912	0.872	Y	0.128	Y
15852	8455	0.782	Y	0.218	Y
15860	156	0.026	N	0.974	Y

Expected Sites for Resource Profiling

PROCCODE	VOL94	PCT_IN	EXP_IN	PCT_OUT	EXP_OUT
15920	260	0.042	N	0.958	Y
15922	92	0.033	N	0.967	Y
15931	1719	0.047	N	0.953	Y
15933	362	0.014	N	0.986	Y
15934	891	0.007	N	0.993	Y
15935	354	0.011	N	0.989	Y
15936	968	0.007	N	0.993	Y
15937	1653	0.007	N	0.993	Y
15940	833	0.048	N	0.952	Y
15941	278	0.014	N	0.986	Y
15944	394	0.015	N	0.985	Y
15945	230	0.017	N	0.983	Y
15946	1831	0.015	N	0.985	Y
15950	904	0.038	N	0.962	Y
15951	332	0.024	N	0.976	Y
15952	336	0.021	N	0.979	Y
15953	180	0.006	N	0.994	Y
15956	523	0.010	N	0.990	Y
15958	1008	0.011	N	0.989	Y
16000	3714	0.534	Y	0.466	Y
16010	2446	0.691	Y	0.309	Y
16015	1662	0.121	Y	0.879	Y
16020	26077	0.701	Y	0.299	Y
16025	8025	0.511	Y	0.489	Y
16030	4492	0.336	Y	0.664	Y
16035	630	0.260	Y	0.740	Y
16040	183	0.377	Y	0.623	Y
16041	316	0.142	Y	0.858	Y
16042	138	0.029	N	0.971	Y
17000	2840782	0.985	Y	0.015	N
17001	3414843	0.988	Y	0.012	N
17002	4425251	0.988	Y	0.012	N
17010	13862	0.952	Y	0.048	N
17100	788571	0.978	Y	0.022	N
17101	406002	0.983	Y	0.017	N
17102	832693	0.985	Y	0.015	N
17104	31014	0.976	Y	0.024	N
17105	5733	0.861	Y	0.139	Y
17106	2592	0.834	Y	0.166	Y
17107	581	0.718	Y	0.282	Y
17108	278	0.629	Y	0.371	Y
17110	79782	0.970	Y	0.030	N
17200	36810	0.982	Y	0.018	N
17201	6966	0.952	Y	0.048	N
17250	24372	0.858	Y	0.142	Y
17260	16147	0.967	Y	0.033	N
17261	63042	0.983	Y	0.017	N
17262	76170	0.984	Y	0.016	N
17263	17017	0.980	Y	0.020	N
17264	3380	0.961	Y	0.039	N
17266	1272	0.903	Y	0.097	N
17270	9409	0.967	Y	0.033	N
17271	32318	0.982	Y	0.018	N
17272	30788	0.983	Y	0.017	N
17273	5686	0.961	Y	0.039	N
17274	1277	0.943	Y	0.057	N
17276	419	0.835	Y	0.165	Y
17280	61237	0.980	Y	0.020	N
17281	127352	0.984	Y	0.016	N
17282	84279	0.982	Y	0.018	N
17283	12406	0.969	Y	0.031	N
17284	2674	0.967	Y	0.033	N
17286	929	0.900	Y	0.100	Y
17304	94481	0.841	Y	0.159	Y
17305	57183	0.845	Y	0.155	Y
17306	20459	0.859	Y	0.141	Y
17307	11398	0.866	Y	0.134	Y
17310	31503	0.797	Y	0.203	Y
17340	107871	0.979	Y	0.021	N
17360	2807	0.998	Y	0.002	N

Expected Sites for Resource Profiling

PROCCODE	VOL94	PCT_IN	EXP_IN	PCT_OUT	EXP_OUT
19000	30407	0.837	Y	0.163	Y
19001	2657	0.823	Y	0.177	Y
19020	1344	0.379	Y	0.621	Y
19030	973	0.287	Y	0.713	Y
19100	38447	0.620	Y	0.380	Y
19101	15517	0.303	Y	0.697	Y
19110	832	0.053	N	0.947	Y
19112	121	0.033	N	0.967	Y
19120	103218	0.066	N	0.934	Y
19125	44805	0.022	N	0.978	Y
19126	1683	0.023	N	0.977	Y
19140	3566	0.043	N	0.957	Y
19160	20417	0.023	N	0.977	Y
19162	14520	0.012	N	0.988	Y
19180	9239	0.011	N	0.989	Y
19182	915	0.022	N	0.978	Y
19200	947	0.008	N	0.992	Y
19220	214	0.000	N	1.000	Y
19240	57518	0.008	N	0.992	Y
19260	1034	0.040	N	0.960	Y
19271	205	0.015	N	0.985	Y
19272	37	0.000	N	1.000	Y
19290	60799	0.114	Y	0.886	Y
19291	2777	0.143	Y	0.857	Y
19316	174	0.075	N	0.925	Y
19318	2795	0.025	N	0.975	Y
19324	10	0.000	N	1.000	Y
19325	66	0.106	Y	0.894	Y
19328	1156	0.060	N	0.940	Y
19330	930	0.045	N	0.955	Y
19340	657	0.044	N	0.956	Y
19342	573	0.030	N	0.970	Y
19350	806	0.161	Y	0.839	Y
19355	29	0.138	Y	0.862	Y
19357	980	0.028	N	0.972	Y
19361	190	0.011	N	0.989	Y
19364	70	0.029	N	0.971	Y
19366	155	0.039	N	0.961	Y
19367	.	.	N/A	.	N/A
19368	.	.	N/A	.	N/A
19369	.	.	N/A	.	N/A
19370	482	0.062	N	0.938	Y
19371	2155	0.041	N	0.959	Y
19380	707	0.075	N	0.925	Y
19396	1	1.000	Y	0.000	N
20000	3352	0.725	Y	0.275	Y
20005	2640	0.272	Y	0.728	Y
20200	1496	0.268	Y	0.732	Y
20205	4666	0.128	Y	0.872	Y
20206	4530	0.361	Y	0.639	Y
20220	21529	0.289	Y	0.711	Y
20225	9331	0.084	N	0.916	Y
20240	1602	0.268	Y	0.732	Y
20245	1803	0.099	N	0.901	Y
20250	233	0.112	Y	0.888	Y
20251	456	0.011	N	0.989	Y
20500	1014	0.872	Y	0.128	Y
20501	15787	0.033	N	0.967	Y
20520	2829	0.628	Y	0.372	Y
20525	1811	0.275	Y	0.725	Y
20550	1054100	0.916	Y	0.084	N
20600	410203	0.947	Y	0.053	N
20605	482543	0.956	Y	0.044	N
20610	1955720	0.952	Y	0.048	N
20615	1391	0.891	Y	0.109	Y
20650	7972	0.201	Y	0.799	Y
20660	2899	0.118	Y	0.882	Y
20661	1749	0.016	N	0.984	Y
20662	35	0.114	Y	0.886	Y
20663	8	0.000	N	1.000	Y

Expected Sites for Resource Profiling

PROCCODE	VOL94	PCT_IN	EXP_IN	PCT_OUT	EXP_OUT
20665	115	0.426	Y	0.574	Y
20670	13845	0.645	Y	0.355	Y
20680	41260	0.090	N	0.910	Y
20690	2904	0.032	N	0.968	Y
20692	600	0.028	N	0.972	Y
20693	395	0.076	N	0.924	Y
20694	2291	0.113	Y	0.887	Y
20802	3	0.000	N	1.000	Y
20804	.	.	N/A	.	N/A
20805	4	0.500	Y	0.500	Y
20806	6	0.000	N	1.000	Y
20808	2	0.500	Y	0.500	Y
20812	2	0.000	N	1.000	Y
20816	19	0.000	N	1.000	Y
20820	24	0.000	N	1.000	Y
20822	16	0.125	Y	0.875	Y
20823	20	0.000	N	1.000	Y
20824	8	0.000	N	1.000	Y
20826	7	0.000	N	1.000	Y
20827	12	0.083	N	0.917	Y
20828	11	0.000	N	1.000	Y
20832	.	.	N/A	.	N/A
20834	.	.	N/A	.	N/A
20838	.	.	N/A	.	N/A
20840	.	.	N/A	.	N/A
20900	1850	0.138	Y	0.862	Y
20902	6930	0.013	N	0.987	Y
20910	126	0.492	Y	0.508	Y
20912	307	0.039	N	0.961	Y
20920	105	0.067	N	0.933	Y
20922	481	0.160	Y	0.840	Y
20924	374	0.008	N	0.992	Y
20926	1342	0.022	N	0.978	Y
20950	215	0.093	N	0.907	Y
20955	67	0.000	N	1.000	Y
20960	7	0.000	N	1.000	Y
20962	143	0.007	N	0.993	Y
20969	110	0.027	N	0.973	Y
20970	33	0.030	N	0.970	Y
20971	1	0.000	N	1.000	Y
20972	1	1.000	Y	0.000	N
20973	.	.	N/A	.	N/A
20974	339	0.906	Y	0.094	N
20975	1185	0.032	N	0.968	Y
21010	69	0.188	Y	0.812	Y
21015	2021	0.286	Y	0.714	Y
21025	1117	0.525	Y	0.475	Y
21026	409	0.653	Y	0.347	Y
21029	133	0.511	Y	0.489	Y
21030	2345	0.827	Y	0.173	Y
21031	2064	0.786	Y	0.214	Y
21032	742	0.778	Y	0.222	Y
21034	239	0.142	Y	0.858	Y
21040	1867	0.812	Y	0.188	Y
21041	1274	0.650	Y	0.350	Y
21044	503	0.103	Y	0.897	Y
21045	452	0.029	N	0.971	Y
21050	62	0.145	Y	0.855	Y
21060	107	0.290	Y	0.710	Y
21070	95	0.137	Y	0.863	Y
21079	464	0.756	Y	0.244	Y
21080	545	0.877	Y	0.123	Y
21081	222	0.860	Y	0.140	Y
21082	66	0.788	Y	0.212	Y
21083	42	0.857	Y	0.143	Y
21084	129	0.969	Y	0.031	N
21085	278	0.691	Y	0.309	Y
21086	48	0.917	Y	0.083	N
21087	136	0.831	Y	0.169	Y
21088	50	0.760	Y	0.240	Y

Expected Sites for Resource Profiling

PROCCODE	VOL94	PCT_IN	EXP_IN	PCT_OUT	EXP_OUT
21100	32	0.625	Y	0.375	Y
21110	441	0.798	Y	0.202	Y
21116	282	0.397	Y	0.603	Y
21120	12	0.250	Y	0.750	Y
21121	18	0.056	N	0.944	Y
21122	3	0.000	N	1.000	Y
21123	3	0.000	N	1.000	Y
21125	54	0.648	Y	0.352	Y
21127	28	0.500	Y	0.500	Y
21137	4	0.500	Y	0.500	Y
21138	1	0.000	N	1.000	Y
21139	1	0.000	N	1.000	Y
21144	45	0.200	Y	0.800	Y
21145	19	0.158	Y	0.842	Y
21146	9	0.000	N	1.000	Y
21147	5	0.000	N	1.000	Y
21150	2	0.000	N	1.000	Y
21151	.	.	N/A	.	N/A
21154	5	0.000	N	1.000	Y
21155	.	.	N/A	.	N/A
21159	.	.	N/A	.	N/A
21160	.	.	N/A	.	N/A
21172	13	0.077	N	0.923	Y
21175	2	0.000	N	1.000	Y
21179	9	0.000	N	1.000	Y
21180	13	0.000	N	1.000	Y
21181	4	0.000	N	1.000	Y
21182	26	0.038	N	0.962	Y
21183	3	0.000	N	1.000	Y
21184	1	0.000	N	1.000	Y
21188	8	0.000	N	1.000	Y
21193	63	0.000	N	1.000	Y
21194	24	0.042	N	0.958	Y
21195	10	0.100	Y	0.900	Y
21196	113	0.027	N	0.973	Y
21198	188	0.064	N	0.936	Y
21206	32	0.156	Y	0.844	Y
21208	336	0.491	Y	0.509	Y
21209	78	0.449	Y	0.551	Y
21210	787	0.665	Y	0.335	Y
21215	596	0.547	Y	0.453	Y
21230	96	0.031	N	0.969	Y
21235	1256	0.088	N	0.912	Y
21240	478	0.067	N	0.933	Y
21242	82	0.085	N	0.915	Y
21243	136	0.051	N	0.949	Y
21244	426	0.033	N	0.967	Y
21245	80	0.087	N	0.912	Y
21246	34	0.324	Y	0.676	Y
21247	39	0.103	Y	0.897	Y
21248	538	0.626	Y	0.374	Y
21249	266	0.549	Y	0.451	Y
21255	25	0.040	N	0.960	Y
21256	23	0.043	N	0.957	Y
21260	134	0.940	Y	0.060	N
21261	3	0.333	Y	0.667	Y
21263	.	.	N/A	.	N/A
21267	37	0.027	N	0.973	Y
21268	2	0.000	N	1.000	Y
21270	15	0.000	N	1.000	Y
21275	18	0.056	N	0.944	Y
21280	294	0.095	N	0.905	Y
21282	1162	0.120	Y	0.880	Y
21295	2	0.000	N	1.000	Y
21296	4	0.250	Y	0.750	Y
21300	76	0.079	N	0.921	Y
21310	2379	0.157	Y	0.843	Y
21315	485	0.363	Y	0.637	Y
21320	1602	0.227	Y	0.773	Y
21325	256	0.098	N	0.902	Y

Expected Sites for Resource Profiling

PROCCODE	VOL94	PCT_IN	EXP_IN	PCT_OUT	EXP_OUT
21330	285	0.063	N	0.937	Y
21335	610	0.046	N	0.954	Y
21336	60	0.067	N	0.933	Y
21337	319	0.213	Y	0.787	Y
21338	12	0.000	N	1.000	Y
21339	18	0.056	N	0.944	Y
21340	25	0.080	N	0.920	Y
21343	18	0.000	N	1.000	Y
21344	39	0.026	N	0.974	Y
21345	24	0.208	Y	0.792	Y
21346	47	0.064	N	0.936	Y
21347	78	0.013	N	0.987	Y
21348	12	0.083	N	0.917	Y
21355	48	0.167	Y	0.833	Y
21356	124	0.032	N	0.968	Y
21360	219	0.041	N	0.959	Y
21365	746	0.023	N	0.977	Y
21366	30	0.133	Y	0.867	Y
21385	65	0.031	N	0.969	Y
21386	107	0.019	N	0.981	Y
21387	55	0.018	N	0.982	Y
21390	450	0.024	N	0.976	Y
21395	67	0.030	N	0.970	Y
21400	104	0.231	Y	0.769	Y
21401	7	0.286	Y	0.714	Y
21406	73	0.027	N	0.973	Y
21407	111	0.018	N	0.982	Y
21408	13	0.000	N	1.000	Y
21421	99	0.293	Y	0.707	Y
21422	128	0.102	Y	0.898	Y
21423	66	0.000	N	1.000	Y
21431	8	0.375	Y	0.625	Y
21432	17	0.059	N	0.941	Y
21433	30	0.000	N	1.000	Y
21435	40	0.025	N	0.975	Y
21436	4	0.000	N	1.000	Y
21440	160	0.487	Y	0.512	Y
21445	90	0.411	Y	0.589	Y
21450	164	0.433	Y	0.567	Y
21451	164	0.287	Y	0.713	Y
21452	35	0.257	Y	0.743	Y
21453	446	0.318	Y	0.682	Y
21454	110	0.136	Y	0.864	Y
21461	308	0.088	N	0.912	Y
21462	326	0.095	N	0.905	Y
21465	56	0.107	Y	0.893	Y
21470	754	0.076	N	0.924	Y
21480	1300	0.332	Y	0.668	Y
21485	324	0.636	Y	0.364	Y
21490	22	0.136	Y	0.864	Y
21493	1	0.000	N	1.000	Y
21494	4	0.250	Y	0.750	Y
21495	6	0.000	N	1.000	Y
21497	64	0.156	Y	0.844	Y
21501	2452	0.245	Y	0.755	Y
21502	29	0.207	Y	0.793	Y
21510	83	0.072	N	0.928	Y
21550	4144	0.590	Y	0.410	Y
21555	3648	0.303	Y	0.697	Y
21556	4242	0.100	N	0.900	Y
21557	1523	0.053	N	0.947	Y
21600	949	0.009	N	0.991	Y
21610	90	0.300	Y	0.700	Y
21615	135	0.022	N	0.978	Y
21616	21	0.048	N	0.952	Y
21620	477	0.008	N	0.992	Y
21627	2403	0.008	N	0.992	Y
21630	65	0.015	N	0.985	Y
21632	32	0.000	N	1.000	Y
21700	88	0.398	Y	0.602	Y

Expected Sites for Resource Profiling

PROCCODE	VOL94	PCT_IN	EXP_IN	PCT_OUT	EXP_OUT
21705	17	0.000	N	1.000	Y
21720	33	0.212	Y	0.788	Y
21725	5	0.000	N	1.000	Y
21740	31	0.000	N	1.000	Y
21750	1941	0.002	N	0.998	Y
21800	14655	0.358	Y	0.642	Y
21805	30	0.567	Y	0.433	Y
21810	23	0.435	Y	0.565	Y
21820	278	0.363	Y	0.637	Y
21825	94	0.011	N	0.989	Y
21920	2084	0.912	Y	0.088	N
21925	416	0.221	Y	0.779	Y
21930	3466	0.326	Y	0.674	Y
21935	792	0.107	Y	0.893	Y
22100	75	0.000	N	1.000	Y
22101	25	0.000	N	1.000	Y
22102	318	0.003	N	0.997	Y
22105	22	0.000	N	1.000	Y
22106	37	0.000	N	1.000	Y
22107	96	0.021	N	0.979	Y
22110	69	0.029	N	0.971	Y
22112	43	0.023	N	0.977	Y
22114	163	0.006	N	0.994	Y
22140	1134	0.011	N	0.989	Y
22141	360	0.008	N	0.992	Y
22142	357	0.003	N	0.997	Y
22145	1035	0.009	N	0.991	Y
22148	610	0.011	N	0.989	Y
22150	26	0.077	N	0.923	Y
22151	43	0.000	N	1.000	Y
22152	53	0.000	N	1.000	Y
22210	30	0.033	N	0.967	Y
22212	32	0.063	N	0.938	Y
22214	196	0.036	N	0.964	Y
22220	130	0.015	N	0.985	Y
22222	113	0.770	Y	0.230	Y
22224	42	0.024	N	0.976	Y
22230	165	0.018	N	0.982	Y
22305	1700	0.427	Y	0.573	Y
22310	12334	0.413	Y	0.587	Y
22315	702	0.121	Y	0.879	Y
22325	197	0.041	N	0.959	Y
22326	336	0.003	N	0.997	Y
22327	115	0.096	N	0.904	Y
22505	1445	0.145	Y	0.855	Y
22548	76	0.000	N	1.000	Y
22554	11838	0.006	N	0.994	Y
22556	388	0.008	N	0.992	Y
22558	1607	0.004	N	0.996	Y
22585	6912	0.007	N	0.993	Y
22590	468	0.000	N	1.000	Y
22595	1199	0.008	N	0.992	Y
22600	1693	0.006	N	0.994	Y
22610	789	0.027	N	0.973	Y
22612	9343	0.005	N	0.995	Y
22625	9432	0.005	N	0.995	Y
22630	1430	0.007	N	0.993	Y
22650	18771	0.004	N	0.996	Y
22800	497	0.006	N	0.994	Y
22802	440	0.016	N	0.984	Y
22810	153	0.000	N	1.000	Y
22812	52	0.000	N	1.000	Y
22820	20207	0.006	N	0.994	Y
22830	2246	0.008	N	0.992	Y
22840	495	0.006	N	0.994	Y
22842	14979	0.004	N	0.996	Y
22845	4733	0.005	N	0.995	Y
22849	276	0.004	N	0.996	Y
22850	496	0.008	N	0.992	Y
22852	2850	0.008	N	0.992	Y

Expected Sites for Resource Profiling

PROCCODE	VOL94	PCT_IN	EXP_IN	PCT_OUT	EXP_OUT
22855	260	0.004	N	0.996	Y
22900	2084	0.045	N	0.955	Y
23000	283	0.134	Y	0.866	Y
23020	93	0.043	N	0.957	Y
23030	747	0.315	Y	0.685	Y
23031	338	0.615	Y	0.385	Y
23035	99	0.030	N	0.970	Y
23040	560	0.020	N	0.980	Y
23044	166	0.030	N	0.970	Y
23065	934	0.835	Y	0.165	Y
23066	503	0.171	Y	0.829	Y
23075	1041	0.231	Y	0.769	Y
23076	1516	0.092	N	0.908	Y
23077	349	0.049	N	0.951	Y
23100	63	0.048	N	0.952	Y
23101	373	0.011	N	0.989	Y
23105	341	0.029	N	0.971	Y
23106	34	0.000	N	1.000	Y
23107	486	0.019	N	0.981	Y
23120	12767	0.009	N	0.991	Y
23125	92	0.022	N	0.978	Y
23130	6690	0.011	N	0.989	Y
23140	260	0.054	N	0.946	Y
23145	22	0.000	N	1.000	Y
23146	9	0.222	Y	0.778	Y
23150	141	0.035	N	0.965	Y
23155	6	0.000	N	1.000	Y
23156	10	0.000	N	1.000	Y
23170	43	0.093	N	0.907	Y
23172	9	0.111	Y	0.889	Y
23174	30	0.000	N	1.000	Y
23180	710	0.015	N	0.985	Y
23182	46	0.000	N	1.000	Y
23184	118	0.000	N	1.000	Y
23190	28	0.000	N	1.000	Y
23195	79	0.000	N	1.000	Y
23200	65	0.031	N	0.969	Y
23210	44	0.023	N	0.977	Y
23220	38	0.000	N	1.000	Y
23221	3	0.000	N	1.000	Y
23222	32	0.000	N	1.000	Y
23330	153	0.516	Y	0.484	Y
23331	245	0.045	N	0.955	Y
23332	255	0.016	N	0.984	Y
23350	28645	0.247	Y	0.753	Y
23395	130	0.008	N	0.992	Y
23397	18	0.111	Y	0.889	Y
23400	7	0.143	Y	0.857	Y
23405	40	0.000	N	1.000	Y
23406	35	0.029	N	0.971	Y
23410	3597	0.009	N	0.991	Y
23412	6410	0.009	N	0.991	Y
23415	5415	0.008	N	0.992	Y
23420	27979	0.010	N	0.990	Y
23430	1094	0.015	N	0.985	Y
23440	336	0.003	N	0.997	Y
23450	302	0.017	N	0.983	Y
23455	486	0.012	N	0.988	Y
23460	48	0.000	N	1.000	Y
23462	52	0.019	N	0.981	Y
23465	67	0.000	N	1.000	Y
23466	130	0.015	N	0.985	Y
23470	6880	0.008	N	0.992	Y
23472	4886	0.006	N	0.994	Y
23480	218	0.014	N	0.986	Y
23485	80	0.025	N	0.975	Y
23490	19	0.632	Y	0.368	Y
23491	83	0.000	N	1.000	Y
23500	7966	0.440	Y	0.560	Y
23505	825	0.459	Y	0.541	Y

Expected Sites for Resource Profiling

PROCCODE	VOL94	PCT_IN	EXP_IN	PCT_OUT	EXP_OUT
23515	235	0.026	N	0.974	Y
23520	77	0.416	Y	0.584	Y
23525	31	0.258	Y	0.742	Y
23530	25	0.040	N	0.960	Y
23532	1	0.000	N	1.000	Y
23540	460	0.348	Y	0.652	Y
23545	108	0.213	Y	0.787	Y
23550	341	0.138	Y	0.862	Y
23552	52	0.019	N	0.981	Y
23570	1607	0.457	Y	0.543	Y
23575	101	0.376	Y	0.624	Y
23585	124	0.032	N	0.968	Y
23600	34423	0.484	Y	0.516	Y
23605	5935	0.297	Y	0.703	Y
23615	4741	0.014	N	0.986	Y
23616	1946	0.010	N	0.990	Y
23620	3108	0.592	Y	0.408	Y
23625	446	0.361	Y	0.639	Y
23630	535	0.028	N	0.972	Y
23650	9696	0.095	N	0.905	Y
23655	5021	0.041	N	0.959	Y
23660	221	0.054	N	0.946	Y
23665	970	0.116	Y	0.884	Y
23670	227	0.176	Y	0.824	Y
23675	416	0.139	Y	0.861	Y
23680	212	0.014	N	0.986	Y
23700	3779	0.054	N	0.946	Y
23800	80	0.075	N	0.925	Y
23802	38	0.026	N	0.974	Y
23900	53	0.038	N	0.962	Y
23920	63	0.127	Y	0.873	Y
23921	9	0.222	Y	0.778	Y
23930	1469	0.377	Y	0.623	Y
23931	1730	0.514	Y	0.486	Y
23935	123	0.089	N	0.911	Y
24000	450	0.073	N	0.927	Y
24006	100	0.000	N	1.000	Y
24065	1053	0.866	Y	0.134	Y
24066	448	0.138	Y	0.862	Y
24075	1609	0.239	Y	0.761	Y
24076	1488	0.083	N	0.917	Y
24077	480	0.060	N	0.940	Y
24100	19	0.105	Y	0.895	Y
24101	488	0.016	N	0.984	Y
24102	338	0.027	N	0.973	Y
24105	5059	0.050	N	0.950	Y
24110	114	0.053	N	0.947	Y
24115	5	0.000	N	1.000	Y
24116	7	0.000	N	1.000	Y
24120	309	0.055	N	0.945	Y
24125	6	0.000	N	1.000	Y
24126	5	0.200	Y	0.800	Y
24130	702	0.016	N	0.984	Y
24134	30	0.033	N	0.967	Y
24136	9	0.111	Y	0.889	Y
24138	54	0.000	N	1.000	Y
24140	172	0.000	N	1.000	Y
24145	59	0.000	N	1.000	Y
24147	382	0.010	N	0.990	Y
24150	74	0.000	N	1.000	Y
24151	9	0.000	N	1.000	Y
24152	16	0.000	N	1.000	Y
24153	5	0.400	Y	0.600	Y
24155	19	0.158	Y	0.842	Y
24160	163	0.037	N	0.963	Y
24164	46	0.000	N	1.000	Y
24200	225	0.662	Y	0.338	Y
24201	192	0.161	Y	0.839	Y
24220	99	0.343	Y	0.657	Y
24301	87	0.069	N	0.931	Y

Expected Sites for Resource Profiling

PROCCODE	VOL94	PCT_IN	EXP_IN	PCT_OUT	EXP_OUT
24305	145	0.007	N	0.993	Y
24310	161	0.025	N	0.975	Y
24320	22	0.091	N	0.909	Y
24330	42	0.071	N	0.929	Y
24331	10	0.100	Y	0.900	Y
24340	77	0.052	N	0.948	Y
24342	447	0.011	N	0.989	Y
24350	276	0.040	N	0.960	Y
24351	183	0.016	N	0.984	Y
24352	54	0.056	N	0.944	Y
24354	30	0.067	N	0.933	Y
24356	367	0.019	N	0.981	Y
24360	47	0.149	Y	0.851	Y
24361	18	0.056	N	0.944	Y
24362	133	0.872	Y	0.128	Y
24363	678	0.022	N	0.978	Y
24365	36	0.028	N	0.972	Y
24366	78	0.000	N	1.000	Y
24400	113	0.000	N	1.000	Y
24410	18	0.000	N	1.000	Y
24420	22	0.045	N	0.955	Y
24430	343	0.009	N	0.991	Y
24435	763	0.008	N	0.992	Y
24470	2	0.500	Y	0.500	Y
24495	139	0.014	N	0.986	Y
24498	235	0.004	N	0.996	Y
24500	6351	0.422	Y	0.578	Y
24505	3091	0.237	Y	0.763	Y
24515	2042	0.013	N	0.987	Y
24516	3205	0.011	N	0.989	Y
24530	1840	0.445	Y	0.555	Y
24535	648	0.233	Y	0.767	Y
24538	439	0.007	N	0.993	Y
24545	1260	0.010	N	0.990	Y
24546	845	0.011	N	0.989	Y
24560	563	0.451	Y	0.549	Y
24565	83	0.301	Y	0.699	Y
24566	16	0.000	N	1.000	Y
24575	187	0.016	N	0.984	Y
24576	529	0.486	Y	0.514	Y
24577	127	0.291	Y	0.709	Y
24579	665	0.014	N	0.986	Y
24582	38	0.053	N	0.947	Y
24586	669	0.019	N	0.981	Y
24587	63	0.000	N	1.000	Y
24600	1042	0.160	Y	0.840	Y
24605	856	0.048	N	0.952	Y
24615	251	0.016	N	0.984	Y
24620	232	0.254	Y	0.746	Y
24635	628	0.016	N	0.984	Y
24640	111	0.171	Y	0.829	Y
24650	7184	0.622	Y	0.378	Y
24655	709	0.444	Y	0.556	Y
24665	691	0.033	N	0.967	Y
24666	109	0.000	N	1.000	Y
24670	2032	0.471	Y	0.529	Y
24675	321	0.374	Y	0.626	Y
24685	5579	0.013	N	0.987	Y
24800	17	0.000	N	1.000	Y
24802	8	0.000	N	1.000	Y
24900	186	0.011	N	0.989	Y
24920	38	0.026	N	0.974	Y
24925	18	0.056	N	0.944	Y
24930	16	0.000	N	1.000	Y
24931	2	0.000	N	1.000	Y
24935	.	.	N/A	.	N/A
24940	1	0.000	N	1.000	Y
25000	2718	0.075	N	0.925	Y
25020	643	0.022	N	0.978	Y
25023	98	0.133	Y	0.867	Y

Expected Sites for Resource Profiling

PROCCODE	VOL94	PCT_IN	EXP_IN	PCT_OUT	EXP_OUT
25028	1348	0.177	Y	0.823	Y
25031	109	0.450	Y	0.550	Y
25035	89	0.067	N	0.933	Y
25040	231	0.048	N	0.952	Y
25065	1663	0.886	Y	0.114	Y
25066	392	0.130	Y	0.870	Y
25075	1652	0.255	Y	0.745	Y
25076	1167	0.072	N	0.928	Y
25077	349	0.086	N	0.914	Y
25085	36	0.000	N	1.000	Y
25100	83	0.024	N	0.976	Y
25101	250	0.032	N	0.968	Y
25105	854	0.032	N	0.968	Y
25107	84	0.024	N	0.976	Y
25110	631	0.225	Y	0.775	Y
25111	6262	0.077	N	0.923	Y
25112	481	0.087	N	0.913	Y
25115	4920	0.033	N	0.967	Y
25116	1533	0.025	N	0.975	Y
25118	1543	0.021	N	0.979	Y
25119	359	0.011	N	0.989	Y
25120	113	0.044	N	0.956	Y
25125	29	0.207	Y	0.793	Y
25126	7	0.143	Y	0.857	Y
25130	125	0.000	N	1.000	Y
25135	42	0.000	N	1.000	Y
25136	7	0.000	N	1.000	Y
25145	45	0.222	Y	0.778	Y
25150	145	0.041	N	0.959	Y
25151	49	0.000	N	1.000	Y
25170	36	0.000	N	1.000	Y
25210	756	0.011	N	0.989	Y
25215	197	0.036	N	0.964	Y
25230	187	0.011	N	0.989	Y
25240	1930	0.016	N	0.984	Y
25246	499	0.257	Y	0.743	Y
25248	368	0.326	Y	0.674	Y
25250	54	0.074	N	0.926	Y
25251	23	0.000	N	1.000	Y
25260	1032	0.026	N	0.974	Y
25263	69	0.029	N	0.971	Y
25265	60	0.033	N	0.967	Y
25270	886	0.032	N	0.968	Y
25272	125	0.008	N	0.992	Y
25274	117	0.009	N	0.991	Y
25280	900	0.003	N	0.997	Y
25290	908	0.013	N	0.987	Y
25295	1031	0.017	N	0.983	Y
25300	41	0.122	Y	0.878	Y
25301	103	0.049	N	0.951	Y
25310	2205	0.013	N	0.987	Y
25312	135	0.022	N	0.978	Y
25315	35	0.029	N	0.971	Y
25316	9	0.000	N	1.000	Y
25320	388	0.023	N	0.977	Y
25330	490	0.022	N	0.978	Y
25331	68	0.000	N	1.000	Y
25332	64	0.000	N	1.000	Y
25335	4	0.250	Y	0.750	Y
25337	.	.	N/A	.	N/A
25350	121	0.008	N	0.992	Y
25355	9	0.000	N	1.000	Y
25360	153	0.013	N	0.987	Y
25365	14	0.000	N	1.000	Y
25370	10	0.200	Y	0.800	Y
25375	2	0.000	N	1.000	Y
25390	132	0.008	N	0.992	Y
25391	25	0.000	N	1.000	Y
25392	15	0.000	N	1.000	Y
25393	6	0.000	N	1.000	Y

Expected Sites for Resource Profiling

PROCCODE	VOL94	PCT_IN	EXP_IN	PCT_OUT	EXP_OUT
25400	137	0.022	N	0.978	Y
25405	425	0.014	N	0.986	Y
25415	39	0.103	Y	0.897	Y
25420	80	0.025	N	0.975	Y
25425	28	0.000	N	1.000	Y
25426	11	0.091	N	0.909	Y
25440	90	0.022	N	0.978	Y
25441	22	0.000	N	1.000	Y
25442	73	0.000	N	1.000	Y
25443	24	0.042	N	0.958	Y
25444	12	0.083	N	0.917	Y
25445	783	0.019	N	0.981	Y
25446	141	0.007	N	0.993	Y
25447	2198	0.010	N	0.990	Y
25449	47	0.000	N	1.000	Y
25450	.	.	N/A	.	N/A
25455	2	0.000	N	1.000	Y
25490	18	0.000	N	1.000	Y
25491	7	0.000	N	1.000	Y
25492	33	0.848	Y	0.152	Y
25500	2606	0.612	Y	0.388	Y
25505	1070	0.436	Y	0.564	Y
25515	486	0.023	N	0.977	Y
25520	55	0.218	Y	0.782	Y
25525	130	0.046	N	0.954	Y
25526	63	0.016	N	0.984	Y
25530	2418	0.580	Y	0.420	Y
25535	400	0.458	Y	0.542	Y
25545	598	0.020	N	0.980	Y
25560	2172	0.470	Y	0.530	Y
25565	2227	0.346	Y	0.654	Y
25574	282	0.007	N	0.993	Y
25575	1107	0.014	N	0.986	Y
25600	46184	0.591	Y	0.409	Y
25605	54473	0.344	Y	0.656	Y
25611	12271	0.033	N	0.967	Y
25620	4121	0.027	N	0.973	Y
25622	2858	0.611	Y	0.389	Y
25624	240	0.583	Y	0.417	Y
25628	85	0.094	N	0.906	Y
25630	1819	0.607	Y	0.393	Y
25635	116	0.534	Y	0.466	Y
25645	35	0.200	Y	0.800	Y
25650	866	0.473	Y	0.527	Y
25660	130	0.385	Y	0.615	Y
25670	123	0.008	N	0.992	Y
25675	107	0.206	Y	0.794	Y
25676	72	0.014	N	0.986	Y
25680	87	0.494	Y	0.506	Y
25685	63	0.111	Y	0.889	Y
25690	48	0.229	Y	0.771	Y
25695	45	0.000	N	1.000	Y
25800	402	0.017	N	0.983	Y
25805	108	0.019	N	0.981	Y
25810	960	0.006	N	0.994	Y
25820	85	0.000	N	1.000	Y
25825	417	0.005	N	0.995	Y
25830	.	.	N/A	.	N/A
25900	243	0.012	N	0.988	Y
25905	11	0.000	N	1.000	Y
25907	14	0.000	N	1.000	Y
25909	16	0.063	N	0.938	Y
25915	1	1.000	Y	0.000	N
25920	231	0.000	N	1.000	Y
25922	6	0.000	N	1.000	Y
25924	6	0.167	Y	0.833	Y
25927	115	0.052	N	0.948	Y
25929	8	0.000	N	1.000	Y
25931	10	0.000	N	1.000	Y
26010	3134	0.640	Y	0.360	Y

Expected Sites for Resource Profiling

PROCCODE	VOL94	PCT_IN	EXP_IN	PCT_OUT	EXP_OUT
26011	1837	0.406	Y	0.594	Y
26020	1023	0.101	Y	0.899	Y
26025	217	0.138	Y	0.862	Y
26030	238	0.059	N	0.941	Y
26034	544	0.160	Y	0.840	Y
26035	122	0.156	Y	0.844	Y
26037	171	0.018	N	0.982	Y
26040	906	0.081	N	0.919	Y
26045	1594	0.028	N	0.972	Y
26055	35533	0.060	N	0.940	Y
26060	233	0.056	N	0.944	Y
26070	583	0.521	Y	0.479	Y
26075	681	0.442	Y	0.558	Y
26080	924	0.208	Y	0.792	Y
26100	82	0.183	Y	0.817	Y
26105	102	0.078	N	0.922	Y
26110	454	0.086	N	0.914	Y
26115	4273	0.166	Y	0.834	Y
26116	3698	0.068	N	0.932	Y
26117	348	0.103	Y	0.897	Y
26121	4067	0.025	N	0.975	Y
26123	8528	0.022	N	0.978	Y
26125	4584	0.026	N	0.974	Y
26130	255	0.031	N	0.969	Y
26135	1481	0.012	N	0.988	Y
26140	714	0.046	N	0.954	Y
26145	4575	0.029	N	0.971	Y
26160	12118	0.160	Y	0.840	Y
26170	173	0.046	N	0.954	Y
26180	148	0.088	N	0.912	Y
26200	217	0.051	N	0.949	Y
26205	23	0.043	N	0.957	Y
26210	1152	0.110	Y	0.890	Y
26215	71	0.028	N	0.972	Y
26230	191	0.042	N	0.958	Y
26235	393	0.079	N	0.921	Y
26236	617	0.104	Y	0.896	Y
26250	20	0.100	Y	0.900	Y
26255	10	0.100	Y	0.900	Y
26260	44	0.068	N	0.932	Y
26261	2	0.000	N	1.000	Y
26262	36	0.000	N	1.000	Y
26320	416	0.190	Y	0.810	Y
26350	1330	0.033	N	0.967	Y
26352	66	0.015	N	0.985	Y
26356	1045	0.018	N	0.982	Y
26357	65	0.015	N	0.985	Y
26358	35	0.000	N	1.000	Y
26370	290	0.041	N	0.959	Y
26372	28	0.036	N	0.964	Y
26373	22	0.000	N	1.000	Y
26390	85	0.000	N	1.000	Y
26392	45	0.044	N	0.956	Y
26410	1784	0.078	N	0.922	Y
26412	149	0.027	N	0.973	Y
26415	85	0.671	Y	0.329	Y
26416	7	0.000	N	1.000	Y
26418	3367	0.080	N	0.920	Y
26420	59	0.017	N	0.983	Y
26426	449	0.038	N	0.962	Y
26428	21	0.048	N	0.952	Y
26432	445	0.508	Y	0.492	Y
26433	432	0.072	N	0.928	Y
26434	25	0.080	N	0.920	Y
26437	1032	0.019	N	0.981	Y
26440	1449	0.042	N	0.958	Y
26442	371	0.008	N	0.992	Y
26445	700	0.021	N	0.979	Y
26449	148	0.007	N	0.993	Y
26450	179	0.056	N	0.944	Y

Expected Sites for Resource Profiling

PROCCODE	VOL94	PCT_IN	EXP_IN	PCT_OUT	EXP_OUT
26455	274	0.029	N	0.971	Y
26460	267	0.034	N	0.966	Y
26471	250	0.008	N	0.992	Y
26474	55	0.018	N	0.982	Y
26476	84	0.071	N	0.929	Y
26477	165	0.012	N	0.988	Y
26478	197	0.036	N	0.964	Y
26479	15	0.000	N	1.000	Y
26480	1297	0.009	N	0.991	Y
26483	179	0.006	N	0.994	Y
26485	456	0.011	N	0.989	Y
26489	137	0.007	N	0.993	Y
26490	151	0.040	N	0.960	Y
26492	62	0.016	N	0.984	Y
26494	14	0.000	N	1.000	Y
26496	133	0.015	N	0.985	Y
26497	76	0.000	N	1.000	Y
26498	74	0.041	N	0.959	Y
26499	51	0.353	Y	0.647	Y
26500	264	0.064	N	0.936	Y
26502	44	0.045	N	0.955	Y
26504	5	0.200	Y	0.800	Y
26508	128	0.047	N	0.953	Y
26510	313	0.058	N	0.942	Y
26516	247	0.024	N	0.976	Y
26517	11	0.091	N	0.909	Y
26518	35	0.029	N	0.971	Y
26520	668	0.018	N	0.982	Y
26525	1115	0.027	N	0.973	Y
26530	896	0.009	N	0.991	Y
26531	6828	0.013	N	0.987	Y
26535	1488	0.144	Y	0.856	Y
26536	1258	0.029	N	0.971	Y
26540	670	0.021	N	0.979	Y
26541	165	0.012	N	0.988	Y
26542	349	0.006	N	0.994	Y
26545	357	0.031	N	0.969	Y
26548	267	0.041	N	0.959	Y
26550	38	0.789	Y	0.211	Y
26552	2	0.000	N	1.000	Y
26555	8	0.000	N	1.000	Y
26557	2	0.000	N	1.000	Y
26558	.	.	N/A	.	N/A
26559	.	.	N/A	.	N/A
26560	28	0.107	Y	0.893	Y
26561	16	0.250	Y	0.750	Y
26562	2	0.000	N	1.000	Y
26565	104	0.058	N	0.942	Y
26567	147	0.020	N	0.980	Y
26568	13	0.000	N	1.000	Y
26580	6	0.667	Y	0.333	Y
26585	3	0.333	Y	0.667	Y
26587	8	0.000	N	1.000	Y
26590	3	0.333	Y	0.667	Y
26591	176	0.074	N	0.926	Y
26593	630	0.027	N	0.973	Y
26596	12	0.500	Y	0.500	Y
26597	210	0.033	N	0.967	Y
26600	12410	0.622	Y	0.378	Y
26605	3381	0.581	Y	0.419	Y
26607	259	0.208	Y	0.792	Y
26608	321	0.034	N	0.966	Y
26615	945	0.035	N	0.965	Y
26641	133	0.361	Y	0.639	Y
26645	140	0.493	Y	0.507	Y
26650	179	0.084	N	0.916	Y
26665	117	0.060	N	0.940	Y
26670	104	0.385	Y	0.615	Y
26675	32	0.250	Y	0.750	Y
26676	46	0.065	N	0.935	Y

Expected Sites for Resource Profiling

PROCCODE	VOL94	PCT_IN	EXP_IN	PCT_OUT	EXP_OUT
26685	58	0.034	N	0.966	Y
26686	32	0.063	N	0.938	Y
26700	651	0.261	Y	0.739	Y
26705	211	0.199	Y	0.801	Y
26706	53	0.000	N	1.000	Y
26715	205	0.029	N	0.971	Y
26720	8804	0.543	Y	0.457	Y
26725	3780	0.542	Y	0.458	Y
26727	723	0.061	N	0.939	Y
26735	1769	0.073	N	0.927	Y
26740	563	0.673	Y	0.327	Y
26742	296	0.463	Y	0.537	Y
26746	785	0.034	N	0.966	Y
26750	4306	0.471	Y	0.529	Y
26755	694	0.454	Y	0.546	Y
26756	202	0.054	N	0.946	Y
26765	2990	0.120	Y	0.880	Y
26770	2769	0.159	Y	0.841	Y
26775	661	0.351	Y	0.649	Y
26776	136	0.103	Y	0.897	Y
26785	498	0.064	N	0.936	Y
26820	100	0.060	N	0.940	Y
26841	549	0.015	N	0.985	Y
26842	206	0.029	N	0.971	Y
26843	40	0.075	N	0.925	Y
26844	45	0.000	N	1.000	Y
26850	1048	0.012	N	0.988	Y
26852	269	0.022	N	0.978	Y
26860	3190	0.016	N	0.984	Y
26861	615	0.016	N	0.984	Y
26862	509	0.010	N	0.990	Y
26863	66	0.000	N	1.000	Y
26910	1238	0.024	N	0.976	Y
26951	7177	0.041	N	0.959	Y
26952	2064	0.063	N	0.938	Y
26990	2895	0.063	N	0.937	Y
26991	200	0.115	Y	0.885	Y
26992	673	0.006	N	0.994	Y
27000	677	0.035	N	0.965	Y
27001	894	0.019	N	0.981	Y
27003	105	0.000	N	1.000	Y
27005	316	0.019	N	0.981	Y
27006	197	0.030	N	0.970	Y
27025	222	0.023	N	0.977	Y
27030	1064	0.005	N	0.995	Y
27033	803	0.012	N	0.988	Y
27035	15	0.000	N	1.000	Y
27040	440	0.459	Y	0.541	Y
27041	967	0.054	N	0.946	Y
27047	622	0.167	Y	0.833	Y
27048	881	0.030	N	0.970	Y
27049	466	0.006	N	0.994	Y
27050	158	0.000	N	1.000	Y
27052	198	0.010	N	0.990	Y
27054	656	0.003	N	0.997	Y
27060	97	0.052	N	0.948	Y
27062	922	0.025	N	0.975	Y
27065	206	0.044	N	0.956	Y
27066	562	0.000	N	1.000	Y
27067	10	0.000	N	1.000	Y
27070	562	0.021	N	0.979	Y
27071	663	0.009	N	0.991	Y
27075	143	0.021	N	0.979	Y
27076	81	0.000	N	1.000	Y
27077	9	0.111	Y	0.889	Y
27078	73	0.000	N	1.000	Y
27079	16	0.000	N	1.000	Y
27080	238	0.004	N	0.996	Y
27086	125	0.528	Y	0.472	Y
27087	723	0.024	N	0.976	Y

Expected Sites for Resource Profiling

PROCCODE	VOL94	PCT_IN	EXP_IN	PCT_OUT	EXP_OUT
27090	1629	0.007	N	0.993	Y
27091	2122	0.008	N	0.992	Y
27093	6400	0.168	Y	0.832	Y
27095	1325	0.118	Y	0.882	Y
27097	22	0.000	N	1.000	Y
27098	26	0.000	N	1.000	Y
27100	24	0.083	N	0.917	Y
27105	17	0.765	Y	0.235	Y
27110	15	0.067	N	0.933	Y
27111	4	0.000	N	1.000	Y
27120	456	0.011	N	0.989	Y
27122	1174	0.009	N	0.991	Y
27125	22650	0.010	N	0.990	Y
27130	110374	0.008	N	0.992	Y
27132	6258	0.006	N	0.994	Y
27134	14395	0.005	N	0.995	Y
27137	5976	0.005	N	0.995	Y
27138	3905	0.005	N	0.995	Y
27140	514	0.018	N	0.982	Y
27146	58	0.017	N	0.983	Y
27147	18	0.056	N	0.944	Y
27151	40	0.075	N	0.925	Y
27156	26	0.000	N	1.000	Y
27158	5	0.000	N	1.000	Y
27161	134	0.000	N	1.000	Y
27165	503	0.008	N	0.992	Y
27170	970	0.010	N	0.990	Y
27175	76	0.013	N	0.987	Y
27176	45	0.022	N	0.978	Y
27177	30	0.000	N	1.000	Y
27178	12	0.083	N	0.917	Y
27179	1	0.000	N	1.000	Y
27181	2	0.000	N	1.000	Y
27185	.	.	N/A	.	N/A
27187	766	0.010	N	0.990	Y
27193	11022	0.205	Y	0.795	Y
27194	142	0.141	Y	0.859	Y
27200	431	0.561	Y	0.439	Y
27202	14	0.214	Y	0.786	Y
27215	97	0.113	Y	0.887	Y
27216	66	0.061	N	0.939	Y
27217	119	0.067	N	0.933	Y
27218	80	0.013	N	0.988	Y
27220	1816	0.140	Y	0.860	Y
27222	435	0.055	N	0.945	Y
27226	307	0.010	N	0.990	Y
27227	391	0.000	N	1.000	Y
27228	263	0.023	N	0.977	Y
27230	3828	0.110	Y	0.890	Y
27232	585	0.019	N	0.981	Y
27235	16199	0.009	N	0.991	Y
27236	113822	0.009	N	0.991	Y
27238	2256	0.086	N	0.914	Y
27240	688	0.020	N	0.980	Y
27244	130067	0.009	N	0.991	Y
27245	5509	0.008	N	0.992	Y
27246	2035	0.239	Y	0.761	Y
27248	1460	0.012	N	0.988	Y
27250	1627	0.031	N	0.969	Y
27252	3105	0.013	N	0.987	Y
27253	620	0.008	N	0.992	Y
27254	276	0.007	N	0.993	Y
27256	52	0.000	N	1.000	Y
27257	138	0.022	N	0.978	Y
27258	163	0.012	N	0.988	Y
27259	6	0.000	N	1.000	Y
27265	2969	0.031	N	0.969	Y
27266	7764	0.009	N	0.991	Y
27275	404	0.020	N	0.980	Y
27280	72	0.042	N	0.958	Y

Expected Sites for Resource Profiling

PROCCODE	VOL94	PCT_IN	EXP_IN	PCT_OUT	EXP_OUT
27282	11	0.091	N	0.909	Y
27284	43	0.070	N	0.930	Y
27286	20	0.000	N	1.000	Y
27290	77	0.000	N	1.000	Y
27295	534	0.006	N	0.994	Y
27301	4860	0.174	Y	0.826	Y
27303	631	0.027	N	0.973	Y
27305	200	0.025	N	0.975	Y
27306	100	0.040	N	0.960	Y
27307	87	0.023	N	0.977	Y
27310	2325	0.045	N	0.955	Y
27315	18	0.167	Y	0.833	Y
27320	16	0.188	Y	0.813	Y
27323	764	0.686	Y	0.314	Y
27324	840	0.073	N	0.927	Y
27327	1237	0.185	Y	0.815	Y
27328	1606	0.059	N	0.941	Y
27329	877	0.022	N	0.978	Y
27330	117	0.060	N	0.940	Y
27331	1390	0.012	N	0.988	Y
27332	379	0.016	N	0.984	Y
27333	114	0.026	N	0.974	Y
27334	1931	0.008	N	0.992	Y
27335	1991	0.006	N	0.994	Y
27340	1086	0.046	N	0.954	Y
27345	1762	0.025	N	0.975	Y
27350	1226	0.017	N	0.983	Y
27355	381	0.021	N	0.979	Y
27356	46	0.022	N	0.978	Y
27357	111	0.027	N	0.973	Y
27358	27	0.000	N	1.000	Y
27360	845	0.013	N	0.987	Y
27365	294	0.010	N	0.990	Y
27370	4163	0.363	Y	0.637	Y
27372	728	0.174	Y	0.826	Y
27380	852	0.016	N	0.984	Y
27381	312	0.006	N	0.994	Y
27385	1769	0.015	N	0.985	Y
27386	319	0.009	N	0.991	Y
27390	83	0.012	N	0.988	Y
27391	141	0.028	N	0.972	Y
27392	104	0.019	N	0.981	Y
27393	51	0.000	N	1.000	Y
27394	92	0.000	N	1.000	Y
27395	64	0.000	N	1.000	Y
27396	26	0.000	N	1.000	Y
27397	8	0.000	N	1.000	Y
27400	47	0.000	N	1.000	Y
27403	200	0.010	N	0.990	Y
27405	409	0.022	N	0.978	Y
27407	59	0.034	N	0.966	Y
27409	75	0.000	N	1.000	Y
27418	179	0.006	N	0.994	Y
27420	279	0.011	N	0.989	Y
27422	1147	0.008	N	0.992	Y
27424	68	0.015	N	0.985	Y
27425	3225	0.015	N	0.985	Y
27427	196	0.005	N	0.995	Y
27428	89	0.011	N	0.989	Y
27429	54	0.019	N	0.981	Y
27430	765	0.017	N	0.983	Y
27435	660	0.011	N	0.989	Y
27437	511	0.010	N	0.990	Y
27438	807	0.010	N	0.990	Y
27440	49	0.041	N	0.959	Y
27441	76	0.013	N	0.987	Y
27442	145	0.014	N	0.986	Y
27443	185	0.016	N	0.984	Y
27445	533	0.009	N	0.991	Y
27446	2233	0.004	N	0.996	Y

Expected Sites for Resource Profiling

PROCCODE	VOL94	PCT_IN	EXP_IN	PCT_OUT	EXP_OUT
27447	205903	0.008	N	0.992	Y
27448	123	0.016	N	0.984	Y
27450	251	0.008	N	0.992	Y
27454	36	0.056	N	0.944	Y
27455	178	0.006	N	0.994	Y
27457	521	0.006	N	0.994	Y
27465	42	0.000	N	1.000	Y
27466	35	0.000	N	1.000	Y
27468	5	0.000	N	1.000	Y
27470	331	0.009	N	0.991	Y
27472	775	0.010	N	0.990	Y
27475	6	0.000	N	1.000	Y
27477	134	0.015	N	0.985	Y
27479	1	0.000	N	1.000	Y
27485	9	0.000	N	1.000	Y
27486	5985	0.007	N	0.993	Y
27487	12519	0.006	N	0.994	Y
27488	3504	0.009	N	0.991	Y
27495	711	0.004	N	0.996	Y
27496	35	0.000	N	1.000	Y
27497	105	0.000	N	1.000	Y
27498	50	0.000	N	1.000	Y
27499	38	0.079	N	0.921	Y
27500	1507	0.149	Y	0.851	Y
27501	1289	0.159	Y	0.841	Y
27502	1125	0.052	N	0.948	Y
27503	972	0.057	N	0.943	Y
27506	8921	0.008	N	0.992	Y
27507	3626	0.007	N	0.993	Y
27508	1672	0.265	Y	0.735	Y
27509	274	0.015	N	0.985	Y
27510	689	0.087	N	0.913	Y
27511	3391	0.010	N	0.990	Y
27513	2627	0.010	N	0.990	Y
27514	2240	0.008	N	0.992	Y
27516	38	0.368	Y	0.632	Y
27517	173	0.000	N	1.000	Y
27519	27	0.000	N	1.000	Y
27520	6817	0.574	Y	0.426	Y
27524	5522	0.012	N	0.988	Y
27530	6067	0.396	Y	0.604	Y
27532	812	0.148	Y	0.852	Y
27535	2630	0.013	N	0.987	Y
27536	1628	0.009	N	0.991	Y
27538	161	0.422	Y	0.578	Y
27540	139	0.029	N	0.971	Y
27550	202	0.203	Y	0.797	Y
27552	241	0.021	N	0.979	Y
27556	41	0.000	N	1.000	Y
27557	23	0.000	N	1.000	Y
27558	18	0.000	N	1.000	Y
27560	312	0.170	Y	0.830	Y
27562	53	0.075	N	0.925	Y
27566	114	0.009	N	0.991	Y
27570	5315	0.018	N	0.982	Y
27580	695	0.026	N	0.974	Y
27590	31511	0.005	N	0.995	Y
27591	249	0.008	N	0.992	Y
27592	591	0.007	N	0.993	Y
27594	808	0.010	N	0.990	Y
27596	2128	0.006	N	0.994	Y
27598	1150	0.007	N	0.993	Y
27600	1040	0.013	N	0.987	Y
27601	142	0.021	N	0.979	Y
27602	1843	0.004	N	0.996	Y
27603	3067	0.235	Y	0.765	Y
27604	219	0.543	Y	0.457	Y
27605	69	0.116	Y	0.884	Y
27606	395	0.003	N	0.997	Y
27607	648	0.025	N	0.975	Y

Expected Sites for Resource Profiling

PROCCODE	VOL94	PCT_IN	EXP_IN	PCT_OUT	EXP_OUT
27610	470	0.036	N	0.964	Y
27612	215	0.047	N	0.953	Y
27613	1687	0.817	Y	0.183	Y
27614	697	0.164	Y	0.836	Y
27615	546	0.092	N	0.908	Y
27618	805	0.292	Y	0.708	Y
27619	960	0.098	N	0.902	Y
27620	479	0.054	N	0.946	Y
27625	218	0.257	Y	0.743	Y
27626	89	0.022	N	0.978	Y
27630	859	0.186	Y	0.814	Y
27635	280	0.046	N	0.954	Y
27637	63	0.000	N	1.000	Y
27638	37	0.000	N	1.000	Y
27640	822	0.012	N	0.988	Y
27641	410	0.010	N	0.990	Y
27645	43	0.000	N	1.000	Y
27646	30	0.000	N	1.000	Y
27647	57	0.070	N	0.930	Y
27648	156	0.205	Y	0.795	Y
27650	836	0.026	N	0.974	Y
27652	94	0.032	N	0.968	Y
27654	344	0.070	N	0.930	Y
27656	67	0.149	Y	0.851	Y
27658	195	0.082	N	0.918	Y
27659	118	0.008	N	0.992	Y
27664	112	0.036	N	0.964	Y
27665	41	0.049	N	0.951	Y
27675	67	0.015	N	0.985	Y
27676	15	0.000	N	1.000	Y
27680	219	0.041	N	0.959	Y
27681	43	0.023	N	0.977	Y
27685	1604	0.170	Y	0.830	Y
27686	217	0.055	N	0.945	Y
27687	63	0.063	N	0.937	Y
27690	1263	0.060	N	0.940	Y
27691	242	0.025	N	0.975	Y
27692	160	0.013	N	0.988	Y
27695	616	0.029	N	0.971	Y
27696	58	0.017	N	0.983	Y
27698	239	0.046	N	0.954	Y
27700	120	0.117	Y	0.883	Y
27702	84	0.024	N	0.976	Y
27703	8	0.000	N	1.000	Y
27704	172	0.017	N	0.983	Y
27705	208	0.019	N	0.981	Y
27707	208	0.024	N	0.976	Y
27709	147	0.007	N	0.993	Y
27712	41	0.024	N	0.976	Y
27715	45	0.000	N	1.000	Y
27720	288	0.003	N	0.997	Y
27722	39	0.000	N	1.000	Y
27724	619	0.003	N	0.997	Y
27725	38	0.000	N	1.000	Y
27727	1	0.000	N	1.000	Y
27730	4	0.250	Y	0.750	Y
27732	7	0.714	Y	0.286	Y
27734	2	0.000	N	1.000	Y
27740	2	1.000	Y	0.000	N
27742	5	0.200	Y	0.800	Y
27745	89	0.000	N	1.000	Y
27750	4247	0.330	Y	0.670	Y
27752	4517	0.088	N	0.912	Y
27756	551	0.011	N	0.989	Y
27758	1591	0.013	N	0.987	Y
27759	2037	0.008	N	0.992	Y
27760	3244	0.523	Y	0.477	Y
27762	661	0.365	Y	0.635	Y
27766	1291	0.012	N	0.988	Y
27780	3358	0.555	Y	0.445	Y

Expected Sites for Resource Profiling

PROCCODE	VOL94	PCT_IN	EXP_IN	PCT_OUT	EXP_OUT
27781	313	0.403	Y	0.597	Y
27784	242	0.058	N	0.942	Y
27786	22041	0.609	Y	0.391	Y
27788	2726	0.524	Y	0.476	Y
27792	3204	0.014	N	0.986	Y
27808	4331	0.426	Y	0.574	Y
27810	2709	0.228	Y	0.772	Y
27814	9728	0.013	N	0.987	Y
27816	798	0.340	Y	0.660	Y
27818	1599	0.113	Y	0.887	Y
27822	6211	0.012	N	0.988	Y
27823	1314	0.014	N	0.986	Y
27824	337	0.412	Y	0.588	Y
27825	207	0.053	N	0.947	Y
27826	86	0.023	N	0.977	Y
27827	249	0.020	N	0.980	Y
27828	555	0.016	N	0.984	Y
27829	370	0.046	N	0.954	Y
27830	28	0.250	Y	0.750	Y
27831	7	0.000	N	1.000	Y
27832	14	0.071	N	0.929	Y
27840	923	0.055	N	0.945	Y
27842	340	0.047	N	0.953	Y
27846	148	0.041	N	0.959	Y
27848	262	0.023	N	0.977	Y
27860	130	0.115	Y	0.885	Y
27870	2723	0.013	N	0.987	Y
27871	61	0.000	N	1.000	Y
27880	25203	0.006	N	0.994	Y
27881	1397	0.006	N	0.994	Y
27882	986	0.006	N	0.994	Y
27884	1063	0.018	N	0.982	Y
27886	1739	0.010	N	0.990	Y
27888	687	0.001	N	0.999	Y
27889	81	0.000	N	1.000	Y
27892	112	0.036	N	0.964	Y
27893	38	0.053	N	0.947	Y
27894	112	0.000	N	1.000	Y
28001	6119	0.727	Y	0.273	Y
28002	3468	0.309	Y	0.691	Y
28003	2153	0.575	Y	0.425	Y
28005	2606	0.093	N	0.907	Y
28008	2010	0.353	Y	0.647	Y
28010	2957	0.769	Y	0.231	Y
28011	578	0.443	Y	0.557	Y
28020	512	0.230	Y	0.770	Y
28022	1152	0.367	Y	0.633	Y
28024	497	0.704	Y	0.296	Y
28030	263	0.426	Y	0.574	Y
28035	1073	0.085	N	0.915	Y
28043	2554	0.480	Y	0.520	Y
28045	2467	0.291	Y	0.709	Y
28046	358	0.151	Y	0.849	Y
28050	123	0.106	Y	0.894	Y
28052	370	0.481	Y	0.519	Y
28054	83	0.361	Y	0.639	Y
28060	2446	0.174	Y	0.826	Y
28062	935	0.087	N	0.913	Y
28070	155	0.303	Y	0.697	Y
28072	427	0.110	Y	0.890	Y
28080	13044	0.232	Y	0.768	Y
28086	311	0.071	N	0.929	Y
28088	95	0.211	Y	0.789	Y
28090	4448	0.398	Y	0.602	Y
28092	785	0.438	Y	0.562	Y
28100	680	0.207	Y	0.793	Y
28102	23	0.261	Y	0.739	Y
28103	10	0.000	N	1.000	Y
28104	1859	0.279	Y	0.721	Y
28106	36	0.111	Y	0.889	Y

Expected Sites for Resource Profiling

PROCCODE	VOL94	PCT_IN	EXP_IN	PCT_OUT	EXP_OUT
28107	28	0.000	N	1.000	Y
28108	5516	0.739	Y	0.261	Y
28110	2942	0.220	Y	0.780	Y
28111	1393	0.118	Y	0.882	Y
28112	6288	0.112	Y	0.888	Y
28113	2441	0.162	Y	0.838	Y
28114	2303	0.067	N	0.933	Y
28116	137	0.161	Y	0.839	Y
28118	1734	0.135	Y	0.865	Y
28119	4684	0.233	Y	0.767	Y
28120	1875	0.098	N	0.902	Y
28122	7282	0.160	Y	0.840	Y
28124	18253	0.724	Y	0.276	Y
28126	9134	0.661	Y	0.339	Y
28130	78	0.077	N	0.923	Y
28140	873	0.119	Y	0.881	Y
28150	2763	0.288	Y	0.712	Y
28153	10667	0.549	Y	0.451	Y
28160	9130	0.554	Y	0.446	Y
28171	23	0.087	N	0.913	Y
28173	112	0.054	N	0.946	Y
28175	199	0.266	Y	0.734	Y
28190	4132	0.821	Y	0.179	Y
28192	1474	0.461	Y	0.539	Y
28193	922	0.418	Y	0.582	Y
28200	686	0.300	Y	0.700	Y
28202	58	0.172	Y	0.828	Y
28208	1936	0.304	Y	0.696	Y
28210	79	0.241	Y	0.759	Y
28220	711	0.688	Y	0.312	Y
28222	674	0.717	Y	0.283	Y
28225	954	0.442	Y	0.558	Y
28226	260	0.335	Y	0.665	Y
28230	2415	0.624	Y	0.376	Y
28232	3622	0.643	Y	0.357	Y
28234	7247	0.498	Y	0.502	Y
28236	196	0.031	N	0.969	Y
28238	412	0.080	N	0.920	Y
28240	960	0.368	Y	0.632	Y
28250	1428	0.144	Y	0.856	Y
28260	188	0.335	Y	0.665	Y
28261	383	0.499	Y	0.501	Y
28262	75	0.147	Y	0.853	Y
28264	70	0.043	N	0.957	Y
28270	18728	0.711	Y	0.289	Y
28272	4116	0.836	Y	0.164	Y
28280	1178	0.154	Y	0.846	Y
28285	97407	0.312	Y	0.688	Y
28286	1062	0.236	Y	0.764	Y
28288	6317	0.232	Y	0.768	Y
28290	4771	0.201	Y	0.799	Y
28292	23829	0.189	Y	0.811	Y
28293	5145	0.077	N	0.923	Y
28294	745	0.117	Y	0.883	Y
28296	18628	0.144	Y	0.856	Y
28297	278	0.036	N	0.964	Y
28298	2610	0.349	Y	0.651	Y
28299	2152	0.157	Y	0.843	Y
28300	441	0.079	N	0.921	Y
28302	34	0.088	N	0.912	Y
28304	331	0.100	N	0.900	Y
28305	102	0.147	Y	0.853	Y
28306	3402	0.105	Y	0.895	Y
28307	94	0.191	Y	0.809	Y
28308	9395	0.286	Y	0.714	Y
28309	111	0.054	N	0.946	Y
28310	3912	0.238	Y	0.762	Y
28312	2453	0.246	Y	0.754	Y
28313	1080	0.553	Y	0.447	Y
28315	2924	0.256	Y	0.744	Y

Expected Sites for Resource Profiling

PROCCODE	VOL94	PCT_IN	EXP_IN	PCT_OUT	EXP_OUT
28320	74	0.095	N	0.905	Y
28322	196	0.102	Y	0.898	Y
28340	24	0.167	Y	0.833	Y
28341	41	0.317	Y	0.683	Y
28344	2	1.000	Y	0.000	N
28345	121	0.132	Y	0.868	Y
28360	1	0.000	N	1.000	Y
28400	3268	0.621	Y	0.379	Y
28405	342	0.392	Y	0.608	Y
28406	120	0.017	N	0.983	Y
28415	628	0.018	N	0.982	Y
28420	100	0.040	N	0.960	Y
28430	1080	0.655	Y	0.345	Y
28435	103	0.495	Y	0.505	Y
28436	13	0.077	N	0.923	Y
28445	162	0.025	N	0.975	Y
28450	1782	0.727	Y	0.273	Y
28455	160	0.738	Y	0.262	Y
28456	18	0.000	N	1.000	Y
28465	150	0.140	Y	0.860	Y
28470	24961	0.717	Y	0.283	Y
28475	2481	0.748	Y	0.252	Y
28476	173	0.098	N	0.902	Y
28485	1159	0.097	N	0.903	Y
28490	3691	0.666	Y	0.334	Y
28495	599	0.800	Y	0.200	Y
28496	60	0.167	Y	0.833	Y
28505	456	0.250	Y	0.750	Y
28510	8837	0.755	Y	0.245	Y
28515	2170	0.847	Y	0.153	Y
28525	362	0.199	Y	0.801	Y
28530	77	0.948	Y	0.052	N
28531	4	0.000	N	1.000	Y
28540	139	0.899	Y	0.101	Y
28545	41	0.439	Y	0.561	Y
28546	17	0.118	Y	0.882	Y
28555	49	0.143	Y	0.857	Y
28570	51	0.392	Y	0.608	Y
28575	38	0.184	Y	0.816	Y
28576	12	0.083	N	0.917	Y
28585	124	0.210	Y	0.790	Y
28600	81	0.580	Y	0.420	Y
28605	46	0.457	Y	0.543	Y
28606	124	0.242	Y	0.758	Y
28615	200	0.035	N	0.965	Y
28630	201	0.527	Y	0.473	Y
28635	177	0.537	Y	0.463	Y
28636	30	0.033	N	0.967	Y
28645	833	0.161	Y	0.839	Y
28660	430	0.370	Y	0.630	Y
28665	214	0.687	Y	0.313	Y
28666	43	0.070	N	0.930	Y
28675	101	0.178	Y	0.822	Y
28705	156	0.006	N	0.994	Y
28715	1276	0.013	N	0.987	Y
28725	937	0.021	N	0.979	Y
28730	604	0.043	N	0.957	Y
28735	133	0.068	N	0.932	Y
28737	132	0.038	N	0.962	Y
28740	908	0.048	N	0.952	Y
28750	2655	0.038	N	0.962	Y
28755	1940	0.099	N	0.901	Y
28760	631	0.089	N	0.911	Y
28800	1205	0.007	N	0.993	Y
28805	7254	0.006	N	0.994	Y
28810	16963	0.016	N	0.984	Y
28820	18499	0.038	N	0.962	Y
28825	6276	0.084	N	0.916	Y
29000	103	0.272	Y	0.728	Y
29010	37	0.135	Y	0.865	Y

Expected Sites for Resource Profiling

PROCCODE	VOL94	PCT_IN	EXP_IN	PCT_OUT	EXP_OUT
29015	39	0.846	Y	0.154	Y
29020	32	0.750	Y	0.250	Y
29025	24	0.667	Y	0.333	Y
29035	74	0.662	Y	0.338	Y
29040	4	0.500	Y	0.500	Y
29044	42	0.500	Y	0.500	Y
29046	19	0.105	Y	0.895	Y
29049	114	0.816	Y	0.184	Y
29055	96	0.396	Y	0.604	Y
29058	151	0.470	Y	0.530	Y
29065	15342	0.838	Y	0.162	Y
29075	65228	0.914	Y	0.086	N
29085	4660	0.884	Y	0.116	Y
29105	11082	0.618	Y	0.382	Y
29125	40388	0.649	Y	0.351	Y
29126	1057	0.913	Y	0.087	N
29130	9692	0.710	Y	0.290	Y
29131	568	0.947	Y	0.053	N
29200	703	0.835	Y	0.165	Y
29220	674	0.911	Y	0.089	N
29240	2723	0.489	Y	0.511	Y
29260	3724	0.736	Y	0.264	Y
29280	1615	0.772	Y	0.228	Y
29305	203	0.172	Y	0.828	Y
29325	115	0.113	Y	0.887	Y
29345	6355	0.600	Y	0.400	Y
29355	1485	0.801	Y	0.199	Y
29358	591	0.626	Y	0.374	Y
29365	3032	0.771	Y	0.229	Y
29405	47702	0.858	Y	0.142	Y
29425	40569	0.905	Y	0.095	N
29435	1269	0.831	Y	0.169	Y
29440	1136	0.968	Y	0.032	N
29445	.	.	N/A	.	N/A
29450	467	0.934	Y	0.066	N
29505	3975	0.358	Y	0.642	Y
29515	21246	0.595	Y	0.405	Y
29520	164	0.823	Y	0.177	Y
29530	3028	0.565	Y	0.435	Y
29540	169224	0.979	Y	0.021	N
29550	75423	0.957	Y	0.043	N
29580	296200	0.930	Y	0.070	N
29590	6007	0.880	Y	0.120	Y
29700	5734	0.838	Y	0.162	Y
29705	4781	0.787	Y	0.213	Y
29710	33	0.576	Y	0.424	Y
29715	10	0.900	Y	0.100	N
29720	642	0.947	Y	0.053	N
29730	1094	0.820	Y	0.180	Y
29740	538	0.788	Y	0.212	Y
29750	30	0.933	Y	0.067	N
29800	29	0.276	Y	0.724	Y
29804	187	0.123	Y	0.877	Y
29815	2369	0.015	N	0.985	Y
29819	382	0.031	N	0.969	Y
29820	590	0.014	N	0.986	Y
29821	300	0.027	N	0.973	Y
29822	2629	0.015	N	0.985	Y
29823	3571	0.013	N	0.987	Y
29825	340	0.012	N	0.988	Y
29826	9290	0.014	N	0.986	Y
29830	35	0.086	N	0.914	Y
29834	68	0.029	N	0.971	Y
29835	55	0.036	N	0.964	Y
29836	29	0.000	N	1.000	Y
29837	43	0.000	N	1.000	Y
29838	210	0.014	N	0.986	Y
29840	165	0.042	N	0.958	Y
29843	27	0.037	N	0.963	Y
29844	55	0.036	N	0.964	Y

Expected Sites for Resource Profiling

PROCCODE	VOL94	PCT_IN	EXP_IN	PCT_OUT	EXP_OUT
29845	55	0.018	N	0.982	Y
29846	239	0.013	N	0.987	Y
29847	41	0.073	N	0.927	Y
29848	5744	0.018	N	0.982	Y
29850	108	0.870	Y	0.130	Y
29851	12	0.167	Y	0.833	Y
29855	203	0.015	N	0.985	Y
29856	30	0.000	N	1.000	Y
29870	3118	0.055	N	0.945	Y
29871	1835	0.077	N	0.923	Y
29874	1523	0.030	N	0.970	Y
29875	2352	0.018	N	0.982	Y
29876	6512	0.020	N	0.980	Y
29877	38097	0.015	N	0.985	Y
29879	5714	0.017	N	0.983	Y
29880	22103	0.015	N	0.985	Y
29881	54792	0.015	N	0.985	Y
29882	1098	0.029	N	0.971	Y
29883	554	0.016	N	0.984	Y
29884	677	0.010	N	0.990	Y
29885	40	0.000	N	1.000	Y
29886	112	0.018	N	0.982	Y
29887	300	0.013	N	0.987	Y
29888	488	0.016	N	0.984	Y
29889	42	0.024	N	0.976	Y
29894	235	0.043	N	0.957	Y
29895	392	0.048	N	0.952	Y
29897	263	0.027	N	0.973	Y
29898	647	0.040	N	0.960	Y
30000	244	0.750	Y	0.250	Y
30020	454	0.819	Y	0.181	Y
30100	3108	0.751	Y	0.249	Y
30110	2473	0.910	Y	0.090	N
30115	3588	0.112	Y	0.888	Y
30117	1870	0.339	Y	0.661	Y
30118	418	0.110	Y	0.890	Y
30120	611	0.293	Y	0.707	Y
30124	286	0.587	Y	0.413	Y
30125	58	0.086	N	0.914	Y
30130	7514	0.041	N	0.959	Y
30140	8683	0.059	N	0.941	Y
30150	427	0.129	Y	0.871	Y
30160	100	0.030	N	0.970	Y
30200	13288	0.989	Y	0.011	N
30210	1562	0.982	Y	0.018	N
30220	293	0.638	Y	0.362	Y
30300	1246	0.632	Y	0.368	Y
30310	107	0.131	Y	0.869	Y
30320	14	0.214	Y	0.786	Y
30400	135	0.081	N	0.919	Y
30410	86	0.070	N	0.930	Y
30420	548	0.036	N	0.964	Y
30430	89	0.180	Y	0.820	Y
30435	46	0.130	Y	0.870	Y
30450	45	0.089	N	0.911	Y
30460	15	0.133	Y	0.867	Y
30462	19	0.158	Y	0.842	Y
30520	19436	0.024	N	0.976	Y
30540	34	0.235	Y	0.765	Y
30545	5	0.200	Y	0.800	Y
30560	702	0.516	Y	0.484	Y
30580	627	0.697	Y	0.303	Y
30600	106	0.453	Y	0.547	Y
30620	1483	0.035	N	0.965	Y
30630	244	0.270	Y	0.730	Y
30801	3333	0.652	Y	0.348	Y
30802	2166	0.355	Y	0.645	Y
30901	84130	0.567	Y	0.433	Y
30903	4,1174	0.450	Y	0.550	Y
30905	12183	0.242	Y	0.758	Y

Expected Sites for Resource Profiling

PROCCODE	VOL94	PCT_IN	EXP_IN	PCT_OUT	EXP_OUT
30906	1160	0.356	Y	0.644	Y
30915	349	0.023	N	0.977	Y
30920	772	0.017	N	0.983	Y
30930	2210	0.139	Y	0.861	Y
31000	11938	0.912	Y	0.088	N
31002	128	0.898	Y	0.102	Y
31020	3088	0.056	N	0.944	Y
31030	2148	0.132	Y	0.868	Y
31032	959	0.079	N	0.921	Y
31040	607	0.880	Y	0.120	Y
31050	484	0.035	N	0.965	Y
31051	297	0.044	N	0.956	Y
31070	336	0.030	N	0.970	Y
31075	293	0.034	N	0.966	Y
31080	50	0.180	Y	0.820	Y
31081	48	0.000	N	1.000	Y
31084	107	0.009	N	0.991	Y
31085	155	0.000	N	1.000	Y
31086	31	0.000	N	1.000	Y
31087	12	0.000	N	1.000	Y
31090	3394	0.024	N	0.976	Y
31200	1345	0.037	N	0.963	Y
31201	1405	0.021	N	0.979	Y
31205	712	0.020	N	0.980	Y
31225	903	0.011	N	0.989	Y
31230	132	0.197	Y	0.803	Y
31231	47956	0.933	Y	0.067	N
31233	1953	0.777	Y	0.223	Y
31235	364	0.797	Y	0.203	Y
31237	4756	0.713	Y	0.287	Y
31238	1650	0.598	Y	0.402	Y
31239	146	0.048	N	0.952	Y
31240	366	0.025	N	0.975	Y
31254	2603	0.023	N	0.977	Y
31255	7349	0.016	N	0.984	Y
31256	7133	0.018	N	0.982	Y
31267	2335	0.017	N	0.983	Y
31276	.	.	N/A	.	N/A
31287	268	0.019	N	0.981	Y
31288	895	0.017	N	0.983	Y
31290	45	0.000	N	1.000	Y
31291	29	0.034	N	0.966	Y
31292	21	0.000	N	1.000	Y
31293	12	0.083	N	0.917	Y
31294	8	0.000	N	1.000	Y
31300	174	0.006	N	0.994	Y
31320	25	0.040	N	0.960	Y
31360	1684	0.011	N	0.989	Y
31365	1134	0.014	N	0.986	Y
31367	132	0.015	N	0.985	Y
31368	175	0.006	N	0.994	Y
31370	138	0.007	N	0.993	Y
31375	96	0.052	N	0.948	Y
31380	70	0.000	N	1.000	Y
31382	124	0.008	N	0.992	Y
31390	186	0.022	N	0.978	Y
31395	881	0.001	N	0.999	Y
31400	84	0.060	N	0.940	Y
31420	56	0.018	N	0.982	Y
31500	226810	0.003	N	0.997	Y
31502	9574	0.212	Y	0.788	Y
31505	37892	0.909	Y	0.091	N
31510	231	0.208	Y	0.792	Y
31511	363	0.242	Y	0.758	Y
31512	51	0.118	Y	0.882	Y
31513	131	0.489	Y	0.511	Y
31515	2518	0.236	Y	0.764	Y
31520	65	0.323	Y	0.677	Y
31525	20655	0.512	Y	0.488	Y
31526	2109	0.209	Y	0.791	Y

Expected Sites for Resource Profiling

PROCCODE	VOL94	PCT_IN	EXP_IN	PCT_OUT	EXP_OUT
31527	42	0.071	N	0.929	Y
31528	146	0.062	N	0.938	Y
31529	63	0.127	Y	0.873	Y
31530	692	0.036	N	0.964	Y
31531	223	0.085	N	0.915	Y
31535	10238	0.025	N	0.975	Y
31536	8740	0.020	N	0.980	Y
31540	2138	0.021	N	0.979	Y
31541	11976	0.022	N	0.978	Y
31560	55	0.036	N	0.964	Y
31561	275	0.280	Y	0.720	Y
31570	1393	0.543	Y	0.457	Y
31571	540	0.043	N	0.957	Y
31575	231138	0.849	Y	0.151	Y
31576	491	0.350	Y	0.650	Y
31577	153	0.471	Y	0.529	Y
31578	90	0.178	Y	0.822	Y
31579	4895	0.826	Y	0.174	Y
31580	74	0.041	N	0.959	Y
31582	73	0.014	N	0.986	Y
31584	38	0.026	N	0.974	Y
31585	2	0.000	N	1.000	Y
31586	8	0.000	N	1.000	Y
31587	52	0.019	N	0.981	Y
31588	589	0.010	N	0.990	Y
31590	16	0.000	N	1.000	Y
31595	33	0.394	Y	0.606	Y
31600	34784	0.008	N	0.992	Y
31601	34	0.000	N	1.000	Y
31603	3389	0.011	N	0.989	Y
31605	507	0.012	N	0.988	Y
31610	961	0.009	N	0.991	Y
31611	935	0.078	N	0.922	Y
31612	216	0.352	Y	0.648	Y
31613	1070	0.122	Y	0.878	Y
31614	480	0.023	N	0.977	Y
31615	2485	0.414	Y	0.586	Y
31622	129231	0.022	N	0.978	Y
31625	65270	0.019	N	0.981	Y
31628	54840	0.016	N	0.984	Y
31629	6147	0.029	N	0.971	Y
31630	369	0.089	N	0.911	Y
31631	415	0.108	Y	0.892	Y
31635	1115	0.037	N	0.963	Y
31640	346	0.168	Y	0.832	Y
31641	3706	0.026	N	0.974	Y
31645	24028	0.014	N	0.986	Y
31646	3771	0.006	N	0.994	Y
31656	232	0.017	N	0.983	Y
31700	233	0.172	Y	0.828	Y
31708	12	0.000	N	1.000	Y
31710	151	0.106	Y	0.894	Y
31715	179	0.006	N	0.994	Y
31717	453	0.104	Y	0.896	Y
31720	4100	0.051	N	0.949	Y
31725	640	0.077	N	0.923	Y
31730	1266	0.174	Y	0.826	Y
31750	179	0.028	N	0.972	Y
31755	71	0.014	N	0.986	Y
31760	19	0.211	Y	0.789	Y
31766	7	0.000	N	1.000	Y
31770	24	0.000	N	1.000	Y
31775	8	0.000	N	1.000	Y
31780	83	0.000	N	1.000	Y
31781	15	0.067	N	0.933	Y
31785	115	0.104	Y	0.896	Y
31786	34	0.000	N	1.000	Y
31800	56	0.036	N	0.964	Y
31805	20	0.000	N	1.000	Y
31820	262	0.134	Y	0.866	Y

Expected Sites for Resource Profiling

PROCCODE	VOL94	PCT_IN	EXP_IN	PCT_OUT	EXP_OUT
31825	221	0.054	N	0.946	Y
31830	100	0.160	Y	0.840	Y
32000	139814	0.078	N	0.922	Y
32002	14076	0.029	N	0.971	Y
32005	10252	0.007	N	0.993	Y
32020	62370	0.007	N	0.993	Y
32035	377	0.003	N	0.997	Y
32036	404	0.007	N	0.993	Y
32095	3918	0.009	N	0.991	Y
32100	6813	0.004	N	0.996	Y
32110	906	0.003	N	0.997	Y
32120	1035	0.002	N	0.998	Y
32124	538	0.007	N	0.993	Y
32140	257	0.004	N	0.996	Y
32141	1845	0.004	N	0.996	Y
32150	243	0.033	N	0.967	Y
32151	52	0.000	N	1.000	Y
32160	574	0.005	N	0.995	Y
32200	138	0.007	N	0.993	Y
32215	411	0.002	N	0.998	Y
32220	1879	0.003	N	0.997	Y
32225	618	0.005	N	0.995	Y
32310	485	0.000	N	1.000	Y
32320	1296	0.005	N	0.995	Y
32400	7763	0.045	N	0.955	Y
32402	606	0.012	N	0.988	Y
32405	46160	0.026	N	0.974	Y
32420	675	0.062	N	0.938	Y
32440	3365	0.004	N	0.996	Y
32442	16	0.000	N	1.000	Y
32445	115	0.000	N	1.000	Y
32480	23494	0.004	N	0.996	Y
32482	1697	0.004	N	0.996	Y
32484	1592	0.001	N	0.999	Y
32485	204	0.015	N	0.985	Y
32486	104	0.000	N	1.000	Y
32488	129	0.000	N	1.000	Y
32500	10531	0.003	N	0.997	Y
32520	657	0.003	N	0.997	Y
32522	128	0.000	N	1.000	Y
32525	255	0.008	N	0.992	Y
32540	250	0.008	N	0.992	Y
32601	1589	0.004	N	0.996	Y
32602	3797	0.007	N	0.993	Y
32603	18	0.000	N	1.000	Y
32604	32	0.031	N	0.969	Y
32605	50	0.000	N	1.000	Y
32606	271	0.004	N	0.996	Y
32650	2001	0.006	N	0.994	Y
32651	346	0.000	N	1.000	Y
32652	520	0.010	N	0.990	Y
32653	182	0.005	N	0.995	Y
32654	31	0.000	N	1.000	Y
32655	1191	0.011	N	0.989	Y
32656	175	0.000	N	1.000	Y
32657	2817	0.006	N	0.994	Y
32658	19	0.000	N	1.000	Y
32659	173	0.006	N	0.994	Y
32660	15	0.067	N	0.933	Y
32661	31	0.000	N	1.000	Y
32662	107	0.019	N	0.981	Y
32663	685	0.010	N	0.990	Y
32664	49	0.000	N	1.000	Y
32665	16	0.000	N	1.000	Y
32800	29	0.103	Y	0.897	Y
32810	79	0.013	N	0.987	Y
32815	262	0.000	N	1.000	Y
32820	59	0.000	N	1.000	Y
32851	63	0.000	N	1.000	Y
32852	20	0.000	N	1.000	Y

Expected Sites for Resource Profiling

PROCCODE	VOL94	PCT_IN	EXP_IN	PCT_OUT	EXP_OUT
32853	18	0.000	N	1.000	Y
32854	27	0.000	N	1.000	Y
32900	182	0.005	N	0.995	Y
32905	114	0.000	N	1.000	Y
32906	70	0.000	N	1.000	Y
32940	50	0.020	N	0.980	Y
32960	563	0.211	Y	0.789	Y
33010	5126	0.007	N	0.993	Y
33011	230	0.513	Y	0.487	Y
33015	424	0.026	N	0.974	Y
33020	407	0.015	N	0.985	Y
33025	3779	0.003	N	0.997	Y
33030	525	0.011	N	0.989	Y
33031	253	0.012	N	0.988	Y
33050	98	0.020	N	0.980	Y
33120	566	0.002	N	0.998	Y
33130	53	0.189	Y	0.811	Y
33200	799	0.004	N	0.996	Y
33201	187	0.011	N	0.989	Y
33206	3947	0.007	N	0.993	Y
33207	45338	0.004	N	0.996	Y
33208	63347	0.003	N	0.997	Y
33210	39093	0.003	N	0.997	Y
33211	1031	0.035	N	0.965	Y
33212	17345	0.010	N	0.990	Y
33213	4927	0.032	N	0.968	Y
33214	1296	0.065	N	0.935	Y
33216	5222	0.005	N	0.995	Y
33217	1349	0.002	N	0.998	Y
33218	1028	0.009	N	0.991	Y
33220	283	0.014	N	0.986	Y
33222	2264	0.013	N	0.987	Y
33223	294	0.007	N	0.993	Y
33233	3655	0.005	N	0.995	Y
33234	1003	0.002	N	0.998	Y
33235	754	0.007	N	0.993	Y
33236	44	0.023	N	0.977	Y
33237	28	0.000	N	1.000	Y
33238	48	0.000	N	1.000	Y
33240	3103	0.007	N	0.993	Y
33241	498	0.008	N	0.992	Y
33242	359	0.000	N	1.000	Y
33243	142	0.028	N	0.972	Y
33244	280	0.018	N	0.982	Y
33245	736	0.004	N	0.996	Y
33246	2484	0.001	N	0.999	Y
33247	1383	0.002	N	0.998	Y
33249	4480	0.002	N	0.998	Y
33250	24	0.167	Y	0.833	Y
33251	66	0.000	N	1.000	Y
33260	16	0.250	Y	0.750	Y
33261	52	0.000	N	1.000	Y
33300	252	0.008	N	0.992	Y
33305	296	0.007	N	0.993	Y
33310	65	0.015	N	0.985	Y
33315	309	0.000	N	1.000	Y
33320	200	0.060	N	0.940	Y
33321	.	.	N/A	.	N/A
33322	228	0.000	N	1.000	Y
33330	49	0.041	N	0.959	Y
33332	.	.	N/A	.	N/A
33335	169	0.000	N	1.000	Y
33350	141	0.021	N	0.979	Y
33400	483	0.002	N	0.998	Y
33401	24	0.000	N	1.000	Y
33403	26	0.000	N	1.000	Y
33404	27	0.000	N	1.000	Y
33405	40326	0.001	N	0.999	Y
33406	243	0.004	N	0.996	Y
33411	462	0.000	N	1.000	Y

Expected Sites for Resource Profiling

PROCCODE	VOL94	PCT_IN	EXP_IN	PCT_OUT	EXP_OUT
33412	24	0.000	N	1.000	Y
33413	26	0.000	N	1.000	Y
33414	19	0.000	N	1.000	Y
33415	126	0.238	Y	0.762	Y
33416	216	0.005	N	0.995	Y
33417	65	0.000	N	1.000	Y
33420	268	0.664	Y	0.336	Y
33422	271	0.000	N	1.000	Y
33425	1496	0.001	N	0.999	Y
33426	2808	0.001	N	0.999	Y
33427	1449	0.001	N	0.999	Y
33430	19104	0.001	N	0.999	Y
33460	545	0.002	N	0.998	Y
33463	515	0.002	N	0.998	Y
33464	686	0.000	N	1.000	Y
33465	385	0.013	N	0.987	Y
33468	34	0.000	N	1.000	Y
33470	4	0.250	Y	0.750	Y
33471	2	0.000	N	1.000	Y
33472	1	0.000	N	1.000	Y
33474	12	0.000	N	1.000	Y
33475	15	0.000	N	1.000	Y
33476	11	0.000	N	1.000	Y
33478	6	0.000	N	1.000	Y
33500	81	0.049	N	0.951	Y
33501	61	0.000	N	1.000	Y
33502	33	0.000	N	1.000	Y
33503	26	0.038	N	0.962	Y
33504	42	0.000	N	1.000	Y
33505	5	0.000	N	1.000	Y
33506	3	0.000	N	1.000	Y
33510	14040	0.001	N	0.999	Y
33511	25632	0.001	N	0.999	Y
33512	41920	0.001	N	0.999	Y
33513	29417	0.002	N	0.998	Y
33514	10005	0.002	N	0.998	Y
33516	2668	0.001	N	0.999	Y
33517	24539	0.002	N	0.998	Y
33518	61841	0.001	N	0.999	Y
33519	60148	0.001	N	0.999	Y
33521	24723	0.001	N	0.999	Y
33522	5716	0.002	N	0.998	Y
33523	1377	0.001	N	0.999	Y
33530	33660	0.001	N	0.999	Y
33533	177261	0.001	N	0.999	Y
33534	10113	0.002	N	0.998	Y
33535	1873	0.003	N	0.997	Y
33536	932	0.003	N	0.997	Y
33542	2199	0.000	N	1.000	Y
33545	531	0.000	N	1.000	Y
33572	.	.	N/A	.	N/A
33600	36	0.111	Y	0.889	Y
33602	3	0.000	N	1.000	Y
33606	2	0.000	N	1.000	Y
33608	7	0.000	N	1.000	Y
33610	4	0.250	Y	0.750	Y
33611	.	.	N/A	.	N/A
33612	8	0.000	N	1.000	Y
33615	2	0.000	N	1.000	Y
33617	4	0.000	N	1.000	Y
33619	3	0.000	N	1.000	Y
33641	1343	0.006	N	0.994	Y
33645	75	0.027	N	0.973	Y
33647	29	0.000	N	1.000	Y
33660	38	0.000	N	1.000	Y
33665	5	0.000	N	1.000	Y
33670	2	0.000	N	1.000	Y
33681	530	0.002	N	0.998	Y
33684	4	0.250	Y	0.750	Y
33688	.	.	N/A	.	N/A

Expected Sites for Resource Profiling

PROCCODE	VOL94	PCT_IN	EXP_IN	PCT_OUT	EXP_OUT
33690	3	0.000	N	1.000	Y
33692	1	0.000	N	1.000	Y
33694	1	0.000	N	1.000	Y
33696	.	.	N/A	.	N/A
33697	2	0.000	N	1.000	Y
33698	.	.	N/A	.	N/A
33702	13	0.000	N	1.000	Y
33710	.	.	N/A	.	N/A
33720	47	0.000	N	1.000	Y
33722	2	0.000	N	1.000	Y
33730	9	0.111	Y	0.889	Y
33732	3	0.000	N	1.000	Y
33735	3	0.333	Y	0.667	Y
33736	6	0.167	Y	0.833	Y
33737	17	0.000	N	1.000	Y
33750	17	0.000	N	1.000	Y
33755	.	.	N/A	.	N/A
33762	1	0.000	N	1.000	Y
33764	7	0.000	N	1.000	Y
33766	3	0.000	N	1.000	Y
33767	2	0.000	N	1.000	Y
33770	4	0.000	N	1.000	Y
33771	.	.	N/A	.	N/A
33774	.	.	N/A	.	N/A
33775	.	.	N/A	.	N/A
33776	.	.	N/A	.	N/A
33777	.	.	N/A	.	N/A
33778	1	0.000	N	1.000	Y
33779	2	0.500	Y	0.500	Y
33780	2	0.000	N	1.000	Y
33781	.	.	N/A	.	N/A
33786	.	.	N/A	.	N/A
33788	1	0.000	N	1.000	Y
33800	4	0.000	N	1.000	Y
33802	2	0.000	N	1.000	Y
33803	3	0.000	N	1.000	Y
33813	6	0.000	N	1.000	Y
33814	7	0.000	N	1.000	Y
33820	21	0.048	N	0.952	Y
33822	1	0.000	N	1.000	Y
33824	13	0.000	N	1.000	Y
33840	8	0.000	N	1.000	Y
33845	12	0.000	N	1.000	Y
33851	4	0.000	N	1.000	Y
33852	6	0.000	N	1.000	Y
33853	15	0.000	N	1.000	Y
33860	2610	0.001	N	0.999	Y
33861	362	0.003	N	0.997	Y
33863	757	0.001	N	0.999	Y
33870	573	0.000	N	1.000	Y
33875	1370	0.001	N	0.999	Y
33877	1099	0.001	N	0.999	Y
33910	104	0.000	N	1.000	Y
33915	10	0.100	Y	0.900	Y
33916	70	0.000	N	1.000	Y
33917	3	0.000	N	1.000	Y
33918	2	0.000	N	1.000	Y
33919	.	.	N/A	.	N/A
33920	2	0.000	N	1.000	Y
33922	1	0.000	N	1.000	Y
33935	8	0.000	N	1.000	Y
33945	559	0.002	N	0.998	Y
33960	371	0.000	N	1.000	Y
33961	70	0.000	N	1.000	Y
33970	8822	0.002	N	0.998	Y
33971	3816	0.001	N	0.999	Y
33973	459	0.000	N	1.000	Y
33974	173	0.012	N	0.988	Y
33975	189	0.000	N	1.000	Y
33976	94	0.000	N	1.000	Y

Expected Sites for Resource Profiling

PROCCODE	VOL94	PCT_IN	EXP_IN	PCT_OUT	EXP_OUT
33977	89	0.000	N	1.000	Y
33978	53	0.000	N	1.000	Y
34001	557	0.004	N	0.996	Y
34051	60	0.000	N	1.000	Y
34101	10566	0.009	N	0.991	Y
34111	1409	0.001	N	0.999	Y
34151	1383	0.004	N	0.996	Y
34201	18405	0.004	N	0.996	Y
34203	3975	0.007	N	0.993	Y
34401	160	0.006	N	0.994	Y
34421	537	0.117	Y	0.883	Y
34451	130	0.092	N	0.908	Y
34471	121	0.025	N	0.975	Y
34490	1357	0.057	N	0.943	Y
34501	77	0.000	N	1.000	Y
34502	154	0.006	N	0.994	Y
34510	51	0.020	N	0.980	Y
34520	90	0.022	N	0.978	Y
34530	19	0.000	N	1.000	Y
35001	1984	0.012	N	0.988	Y
35002	39	0.000	N	1.000	Y
35005	27	0.000	N	1.000	Y
35011	1828	0.004	N	0.996	Y
35013	201	0.020	N	0.980	Y
35021	126	0.032	N	0.968	Y
35022	39	0.179	Y	0.821	Y
35045	492	0.012	N	0.988	Y
35081	27045	0.003	N	0.997	Y
35082	6734	0.004	N	0.996	Y
35091	2769	0.004	N	0.996	Y
35092	724	0.006	N	0.994	Y
35102	13508	0.003	N	0.997	Y
35103	2090	0.003	N	0.997	Y
35111	107	0.009	N	0.991	Y
35112	24	0.000	N	1.000	Y
35121	418	0.007	N	0.993	Y
35122	82	0.012	N	0.988	Y
35131	1970	0.001	N	0.999	Y
35132	358	0.008	N	0.992	Y
35141	8982	0.004	N	0.996	Y
35142	615	0.003	N	0.997	Y
35151	1488	0.002	N	0.998	Y
35152	70	0.000	N	1.000	Y
35161	505	0.008	N	0.992	Y
35162	60	0.000	N	1.000	Y
35180	17	0.059	N	0.941	Y
35182	25	0.000	N	1.000	Y
35184	271	0.007	N	0.993	Y
35188	27	0.000	N	1.000	Y
35189	122	0.000	N	1.000	Y
35190	3043	0.005	N	0.995	Y
35201	1201	0.039	N	0.961	Y
35206	2392	0.004	N	0.996	Y
35207	329	0.027	N	0.973	Y
35211	93	0.022	N	0.978	Y
35216	202	0.000	N	1.000	Y
35221	1254	0.002	N	0.998	Y
35226	4568	0.003	N	0.997	Y
35231	459	0.009	N	0.991	Y
35236	950	0.008	N	0.992	Y
35241	45	0.000	N	1.000	Y
35246	148	0.020	N	0.980	Y
35251	138	0.000	N	1.000	Y
35256	2280	0.005	N	0.995	Y
35261	564	0.002	N	0.998	Y
35266	1599	0.003	N	0.997	Y
35271	75	0.000	N	1.000	Y
35276	66	0.015	N	0.985	Y
35281	242	0.000	N	1.000	Y
35286	2330	0.004	N	0.996	Y

Expected Sites for Resource Profiling

PROCCODE	VOL94	PCT_IN	EXP_IN	PCT_OUT	EXP_OUT
35301	116648	0.005	N	0.995	Y
35311	89	0.000	N	1.000	Y
35321	1405	0.008	N	0.992	Y
35331	1227	0.002	N	0.998	Y
35341	1102	0.005	N	0.995	Y
35351	1631	0.004	N	0.996	Y
35355	1450	0.004	N	0.996	Y
35361	296	0.000	N	1.000	Y
35363	199	0.015	N	0.985	Y
35371	9266	0.003	N	0.997	Y
35372	5289	0.003	N	0.997	Y
35381	6619	0.006	N	0.994	Y
35390	1493	0.003	N	0.997	Y
35450	126	0.000	N	1.000	Y
35452	84	0.000	N	1.000	Y
35454	2436	0.007	N	0.993	Y
35456	3540	0.006	N	0.994	Y
35458	549	0.013	N	0.987	Y
35459	677	0.004	N	0.996	Y
35460	1087	0.002	N	0.998	Y
35470	3761	0.001	N	0.999	Y
35471	5058	0.003	N	0.997	Y
35472	295	0.000	N	1.000	Y
35473	13299	0.006	N	0.994	Y
35474	18826	0.005	N	0.995	Y
35475	3324	0.009	N	0.991	Y
35476	17842	0.006	N	0.994	Y
35480	16	0.000	N	1.000	Y
35481	33	0.000	N	1.000	Y
35482	51	0.020	N	0.980	Y
35483	402	0.007	N	0.993	Y
35484	24	0.000	N	1.000	Y
35485	81	0.049	N	0.951	Y
35490	47	0.000	N	1.000	Y
35491	25	0.000	N	1.000	Y
35492	58	0.000	N	1.000	Y
35493	696	0.001	N	0.999	Y
35494	89	0.067	N	0.933	Y
35495	280	0.000	N	1.000	Y
35501	310	0.000	N	1.000	Y
35506	315	0.000	N	1.000	Y
35507	126	0.000	N	1.000	Y
35508	73	0.000	N	1.000	Y
35509	166	0.012	N	0.988	Y
35511	24	0.000	N	1.000	Y
35515	16	0.000	N	1.000	Y
35516	234	0.000	N	1.000	Y
35518	254	0.004	N	0.996	Y
35521	407	0.002	N	0.998	Y
35526	54	0.000	N	1.000	Y
35531	443	0.002	N	0.998	Y
35533	268	0.004	N	0.996	Y
35536	109	0.000	N	1.000	Y
35541	288	0.010	N	0.990	Y
35546	1409	0.004	N	0.996	Y
35548	81	0.000	N	1.000	Y
35549	151	0.000	N	1.000	Y
35551	84	0.000	N	1.000	Y
35556	14444	0.004	N	0.996	Y
35558	1329	0.004	N	0.996	Y
35560	946	0.005	N	0.995	Y
35563	29	0.000	N	1.000	Y
35565	511	0.004	N	0.996	Y
35566	12149	0.002	N	0.998	Y
35571	5978	0.004	N	0.996	Y
35582	173	0.006	N	0.994	Y
35583	6760	0.002	N	0.998	Y
35585	11913	0.003	N	0.997	Y
35587	1573	0.001	N	0.999	Y
35601	364	0.003	N	0.997	Y

Expected Sites for Resource Profiling

PROCCODE	VOL94	PCT_IN	EXP_IN	PCT_OUT	EXP_OUT
35606	1430	0.003	N	0.997	Y
35612	128	0.000	N	1.000	Y
35616	190	0.005	N	0.995	Y
35621	2371	0.005	N	0.995	Y
35623	140	0.000	N	1.000	Y
35626	225	0.000	N	1.000	Y
35631	1928	0.002	N	0.998	Y
35636	85	0.012	N	0.988	Y
35641	3139	0.005	N	0.995	Y
35642	11	0.000	N	1.000	Y
35645	13	0.000	N	1.000	Y
35646	11976	0.003	N	0.997	Y
35650	353	0.008	N	0.992	Y
35651	304	0.069	N	0.931	Y
35654	2532	0.004	N	0.996	Y
35656	30192	0.004	N	0.996	Y
35661	8507	0.003	N	0.997	Y
35663	173	0.000	N	1.000	Y
35665	3780	0.003	N	0.997	Y
35666	4802	0.003	N	0.997	Y
35671	804	0.006	N	0.994	Y
35681	2827	0.002	N	0.998	Y
35691	151	0.000	N	1.000	Y
35693	28	0.000	N	1.000	Y
35694	89	0.000	N	1.000	Y
35695	49	0.000	N	1.000	Y
35700	2810	0.003	N	0.997	Y
35701	586	0.007	N	0.993	Y
35721	1970	0.004	N	0.996	Y
35741	941	0.002	N	0.998	Y
35761	3711	0.004	N	0.996	Y
35800	1956	0.007	N	0.993	Y
35820	8054	0.002	N	0.998	Y
35840	1341	0.004	N	0.996	Y
35860	4723	0.008	N	0.992	Y
35870	138	0.000	N	1.000	Y
35875	29969	0.004	N	0.996	Y
35876	7354	0.002	N	0.998	Y
35901	349	0.017	N	0.983	Y
35903	8214	0.005	N	0.995	Y
35905	80	0.013	N	0.988	Y
35907	629	0.003	N	0.997	Y
36000	373858	0.397	Y	0.603	Y
36005	41406	0.107	Y	0.893	Y
36010	73273	0.013	N	0.987	Y
36011	9983	0.026	N	0.974	Y
36012	3165	0.024	N	0.976	Y
36013	2753	0.003	N	0.997	Y
36014	11874	0.005	N	0.995	Y
36015	2348	0.005	N	0.995	Y
36100	5518	0.009	N	0.991	Y
36120	4075	0.014	N	0.986	Y
36140	50476	0.020	N	0.980	Y
36145	38505	0.022	N	0.978	Y
36160	2810	0.005	N	0.995	Y
36200	163251	0.015	N	0.985	Y
36215	118460	0.013	N	0.987	Y
36216	113056	0.008	N	0.992	Y
36217	16018	0.010	N	0.990	Y
36218	12223	0.010	N	0.990	Y
36245	62708	0.015	N	0.985	Y
36246	26506	0.011	N	0.989	Y
36247	17764	0.004	N	0.996	Y
36248	4678	0.020	N	0.980	Y
36260	714	0.010	N	0.990	Y
36261	61	0.016	N	0.984	Y
36262	632	0.119	Y	0.881	Y
36400	1284	0.505	Y	0.495	Y
36405	924	0.526	Y	0.474	Y
36406	1592	0.830	Y	0.170	Y

Expected Sites for Resource Profiling

PROCCODE	VOL94	PCT_IN	EXP_IN	PCT_OUT	EXP_OUT
36410	325124	0.664	Y	0.336	Y
36420	157	0.611	Y	0.389	Y
36425	22873	0.527	Y	0.473	Y
36430	29257	0.931	Y	0.069	N
36440	7	0.571	Y	0.429	Y
36450	19	0.421	Y	0.579	Y
36455	625	0.053	N	0.947	Y
36460	5	0.000	N	1.000	Y
36470	3556	0.962	Y	0.038	N
36471	59189	0.930	Y	0.070	N
36481	1979	0.124	Y	0.876	Y
36488	6031	0.018	N	0.982	Y
36489	562822	0.006	N	0.994	Y
36490	506	0.008	N	0.992	Y
36491	52828	0.012	N	0.988	Y
36493	2657	0.042	N	0.958	Y
36500	3804	0.368	Y	0.632	Y
36510	32	0.688	Y	0.313	Y
36520	13342	0.046	N	0.954	Y
36522	1746	0.239	Y	0.761	Y
36530	108	0.009	N	0.991	Y
36531	23	0.826	Y	0.174	Y
36532	562	0.244	Y	0.756	Y
36533	95227	0.011	N	0.989	Y
36534	3307	0.063	N	0.937	Y
36535	35151	0.240	Y	0.760	Y
36600	216512	0.395	Y	0.605	Y
36620	605580	0.002	N	0.998	Y
36625	13180	0.002	N	0.998	Y
36640	1057	0.006	N	0.994	Y
36660	84	0.250	Y	0.750	Y
36680	147	0.116	Y	0.884	Y
36800	64225	0.007	N	0.993	Y
36810	2367	0.012	N	0.988	Y
36815	1237	0.094	N	0.906	Y
36821	8873	0.005	N	0.995	Y
36822	307	0.007	N	0.993	Y
36825	8367	0.008	N	0.992	Y
36830	57554	0.004	N	0.996	Y
36832	41151	0.005	N	0.995	Y
36834	.	.	N/A	.	N/A
36835	117	0.009	N	0.991	Y
36860	4135	0.326	Y	0.674	Y
36861	7003	0.007	N	0.993	Y
37140	926	0.014	N	0.986	Y
37145	14	0.071	N	0.929	Y
37160	92	0.011	N	0.989	Y
37180	16	0.000	N	1.000	Y
37181	152	0.007	N	0.993	Y
37200	680	0.006	N	0.994	Y
37201	22634	0.006	N	0.994	Y
37202	8525	0.007	N	0.993	Y
37203	1259	0.027	N	0.973	Y
37204	3752	0.002	N	0.998	Y
37205	8755	0.003	N	0.997	Y
37206	1946	0.004	N	0.996	Y
37207	715	0.006	N	0.994	Y
37208	177	0.000	N	1.000	Y
37209	.	.	N/A	.	N/A
37565	203	0.064	N	0.936	Y
37600	174	0.017	N	0.983	Y
37605	137	0.022	N	0.978	Y
37606	20	0.050	N	0.950	Y
37607	2110	0.028	N	0.972	Y
37609	26148	0.171	Y	0.829	Y
37615	111	0.027	N	0.973	Y
37616	78	0.013	N	0.987	Y
37617	641	0.006	N	0.994	Y
37618	1409	0.020	N	0.980	Y
37620	20984	0.002	N	0.998	Y

Expected Sites for Resource Profiling

PROCCODE	VOL94	PCT_IN	EXP_IN	PCT_OUT	EXP_OUT
37650	136	0.000	N	1.000	Y
37660	59	0.017	N	0.983	Y
37700	2094	0.225	Y	0.775	Y
37720	3216	0.023	N	0.977	Y
37730	2140	0.029	N	0.971	Y
37735	532	0.019	N	0.981	Y
37760	1106	0.202	Y	0.798	Y
37780	200	0.170	Y	0.830	Y
37785	2765	0.272	Y	0.728	Y
37788	14	0.000	N	1.000	Y
37790	71	0.704	Y	0.296	Y
38100	8543	0.005	N	0.995	Y
38101	67	0.030	N	0.970	Y
38102	1000	0.001	N	0.999	Y
38115	308	0.003	N	0.997	Y
38200	67	0.045	N	0.955	Y
38230	194	0.088	N	0.912	Y
38240	68	0.015	N	0.985	Y
38241	104	0.019	N	0.981	Y
38300	447	0.611	Y	0.389	Y
38305	355	0.254	Y	0.746	Y
38308	378	0.024	N	0.976	Y
38380	23	0.087	N	0.913	Y
38381	84	0.012	N	0.988	Y
38382	12	0.000	N	1.000	Y
38500	11026	0.123	Y	0.877	Y
38505	5426	0.623	Y	0.377	Y
38510	9799	0.062	N	0.938	Y
38520	2254	0.032	N	0.968	Y
38525	6619	0.032	N	0.968	Y
38530	110	0.045	N	0.955	Y
38542	1186	0.021	N	0.979	Y
38550	198	0.116	Y	0.884	Y
38555	152	0.033	N	0.967	Y
38562	2570	0.009	N	0.991	Y
38564	665	0.005	N	0.995	Y
38700	1014	0.010	N	0.990	Y
38720	2652	0.005	N	0.995	Y
38724	3301	0.010	N	0.990	Y
38740	2000	0.012	N	0.988	Y
38745	8250	0.009	N	0.991	Y
38746	2015	0.002	N	0.998	Y
38747	639	0.002	N	0.998	Y
38760	2073	0.016	N	0.984	Y
38765	388	0.005	N	0.995	Y
38770	7548	0.008	N	0.992	Y
38780	1088	0.007	N	0.993	Y
38790	336	0.033	N	0.967	Y
38794	2	0.000	N	1.000	Y
39000	880	0.058	N	0.942	Y
39010	1787	0.005	N	0.995	Y
39200	126	0.008	N	0.992	Y
39220	783	0.004	N	0.996	Y
39400	10965	0.007	N	0.993	Y
39501	303	0.000	N	1.000	Y
39502	3316	0.005	N	0.995	Y
39503	27	0.000	N	1.000	Y
39520	500	0.008	N	0.992	Y
39530	162	0.006	N	0.994	Y
39531	35	0.000	N	1.000	Y
39540	163	0.043	N	0.957	Y
39541	245	0.004	N	0.996	Y
39545	49	0.000	N	1.000	Y
40490	10774	0.946	Y	0.054	N
40500	1661	0.342	Y	0.658	Y
40510	2037	0.466	Y	0.534	Y
40520	2687	0.336	Y	0.664	Y
40525	470	0.134	Y	0.866	Y
40527	176	0.085	N	0.915	Y
40530	369	0.214	Y	0.786	Y

Expected Sites for Resource Profiling

PROCCODE	VOL94	PCT_IN	EXP_IN	PCT_OUT	EXP_OUT
40650	215	0.330	Y	0.670	Y
40652	219	0.279	Y	0.721	Y
40654	488	0.203	Y	0.797	Y
40700	143	0.958	Y	0.042	N
40701	6	0.000	N	1.000	Y
40702	1	0.000	N	1.000	Y
40720	20	0.200	Y	0.800	Y
40761	19	0.158	Y	0.842	Y
40800	1134	0.867	Y	0.133	Y
40801	616	0.670	Y	0.330	Y
40804	137	0.803	Y	0.197	Y
40805	88	0.648	Y	0.352	Y
40806	30	0.800	Y	0.200	Y
40808	6670	0.899	Y	0.101	Y
40810	2337	0.846	Y	0.154	Y
40812	6305	0.869	Y	0.131	Y
40814	1958	0.744	Y	0.256	Y
40816	1067	0.548	Y	0.452	Y
40818	217	0.189	Y	0.811	Y
40819	299	0.823	Y	0.177	Y
40820	1044	0.710	Y	0.290	Y
40830	252	0.238	Y	0.762	Y
40831	196	0.306	Y	0.694	Y
40840	22	0.318	Y	0.682	Y
40842	14	0.214	Y	0.786	Y
40843	1	0.000	N	1.000	Y
40844	9	0.111	Y	0.889	Y
40845	48	0.188	Y	0.813	Y
41000	390	0.851	Y	0.149	Y
41005	65	0.631	Y	0.369	Y
41006	129	0.271	Y	0.729	Y
41007	62	0.419	Y	0.581	Y
41008	169	0.604	Y	0.396	Y
41009	126	0.500	Y	0.500	Y
41010	57	0.386	Y	0.614	Y
41015	67	0.478	Y	0.522	Y
41016	98	0.235	Y	0.765	Y
41017	175	0.377	Y	0.623	Y
41018	85	0.424	Y	0.576	Y
41100	4534	0.829	Y	0.171	Y
41105	1711	0.602	Y	0.398	Y
41108	2360	0.789	Y	0.211	Y
41110	1376	0.630	Y	0.370	Y
41112	3437	0.664	Y	0.336	Y
41113	936	0.564	Y	0.436	Y
41114	179	0.453	Y	0.547	Y
41115	65	0.738	Y	0.262	Y
41116	1849	0.460	Y	0.540	Y
41120	1226	0.041	N	0.959	Y
41130	449	0.018	N	0.982	Y
41135	402	0.010	N	0.990	Y
41140	50	0.040	N	0.960	Y
41145	83	0.024	N	0.976	Y
41150	408	0.017	N	0.983	Y
41153	302	0.013	N	0.987	Y
41155	1066	0.012	N	0.988	Y
41250	311	0.289	Y	0.711	Y
41251	27	0.296	Y	0.704	Y
41252	149	0.121	Y	0.879	Y
41500	7	0.143	Y	0.857	Y
41510	5	0.400	Y	0.600	Y
41520	70	0.586	Y	0.414	Y
41800	576	0.733	Y	0.267	Y
41805	750	0.412	Y	0.588	Y
41806	384	0.792	Y	0.208	Y
41822	3	1.000	Y	0.000	N
41823	16	0.688	Y	0.313	Y
41825	956	0.831	Y	0.169	Y
41826	1620	0.860	Y	0.140	Y
41827	545	0.655	Y	0.345	Y

Expected Sites for Resource Profiling

PROCCODE	VOL94	PCT_IN	EXP_IN	PCT_OUT	EXP_OUT
41828	166	0.807	Y	0.193	Y
41830	70	0.514	Y	0.486	Y
41872	10	0.500	Y	0.500	Y
41874	385	0.470	Y	0.530	Y
42000	190	0.884	Y	0.116	Y
42100	2834	0.819	Y	0.181	Y
42104	1677	0.706	Y	0.294	Y
42106	1327	0.784	Y	0.216	Y
42107	285	0.579	Y	0.421	Y
42120	805	0.108	Y	0.892	Y
42140	509	0.334	Y	0.666	Y
42145	3881	0.355	Y	0.645	Y
42160	275	0.625	Y	0.375	Y
42180	19	0.474	Y	0.526	Y
42182	32	0.219	Y	0.781	Y
42200	34	0.147	Y	0.853	Y
42205	9	0.000	N	1.000	Y
42210	11	0.000	N	1.000	Y
42215	9	0.000	N	1.000	Y
42220	5	0.000	N	1.000	Y
42225	26	0.115	Y	0.885	Y
42226	12	0.083	N	0.917	Y
42227	4	0.250	Y	0.750	Y
42235	35	0.057	N	0.943	Y
42260	24	0.208	Y	0.792	Y
42280	97	0.918	Y	0.082	N
42281	45	0.067	N	0.933	Y
42300	349	0.665	Y	0.335	Y
42305	246	0.175	Y	0.825	Y
42310	225	0.609	Y	0.391	Y
42320	95	0.326	Y	0.674	Y
42325	31	0.581	Y	0.419	Y
42326	3	0.333	Y	0.667	Y
42330	1690	0.885	Y	0.115	Y
42335	647	0.646	Y	0.354	Y
42340	128	0.563	Y	0.438	Y
42400	2441	0.730	Y	0.270	Y
42405	1101	0.549	Y	0.451	Y
42408	183	0.475	Y	0.525	Y
42409	77	0.519	Y	0.481	Y
42410	1539	0.033	N	0.967	Y
42415	5702	0.016	N	0.984	Y
42420	2518	0.010	N	0.990	Y
42425	273	0.015	N	0.985	Y
42426	550	0.007	N	0.993	Y
42440	4174	0.019	N	0.981	Y
42450	182	0.181	Y	0.819	Y
42500	227	0.326	Y	0.674	Y
42505	133	0.203	Y	0.797	Y
42507	16	0.063	N	0.938	Y
42508	.	.	N/A	.	N/A
42509	2	0.000	N	1.000	Y
42510	17	0.882	Y	0.118	Y
42550	2027	0.217	Y	0.783	Y
42600	27	0.296	Y	0.704	Y
42650	1966	0.921	Y	0.079	N
42660	423	0.643	Y	0.357	Y
42665	14	0.786	Y	0.214	Y
42700	797	0.598	Y	0.402	Y
42720	153	0.209	Y	0.791	Y
42725	118	0.076	N	0.924	Y
42800	2546	0.693	Y	0.307	Y
42802	339	0.292	Y	0.708	Y
42804	1020	0.384	Y	0.616	Y
42806	1131	0.116	Y	0.884	Y
42808	667	0.346	Y	0.654	Y
42809	495	0.394	Y	0.606	Y
42810	90	0.189	Y	0.811	Y
42815	317	0.022	N	0.978	Y
42820	28	0.036	N	0.964	Y

Expected Sites for Resource Profiling

PROCCODE	VOL94	PCT_IN	EXP_IN	PCT_OUT	EXP_OUT
42821	221	0.036	N	0.964	Y
42825	19	0.053	N	0.947	Y
42826	1781	0.046	N	0.954	Y
42830	22	0.136	Y	0.864	Y
42831	125	0.040	N	0.960	Y
42835	2	0.000	N	1.000	Y
42836	29	0.448	Y	0.552	Y
42842	225	0.013	N	0.987	Y
42844	143	0.028	N	0.972	Y
42845	91	0.011	N	0.989	Y
42860	122	0.451	Y	0.549	Y
42870	125	0.184	Y	0.816	Y
42880	290	0.107	Y	0.893	Y
42890	319	0.022	N	0.978	Y
42892	253	0.008	N	0.992	Y
42894	171	0.000	N	1.000	Y
42900	50	0.020	N	0.980	Y
42950	173	0.052	N	0.948	Y
42953	172	0.012	N	0.988	Y
42955	82	0.000	N	1.000	Y
42960	136	0.309	Y	0.691	Y
42961	57	0.035	N	0.965	Y
42962	80	0.113	Y	0.887	Y
42970	253	0.553	Y	0.447	Y
42971	51	0.000	N	1.000	Y
42972	28	0.036	N	0.964	Y
43020	45	0.044	N	0.956	Y
43030	1436	0.015	N	0.985	Y
43045	15	0.000	N	1.000	Y
43100	53	0.057	N	0.943	Y
43101	80	0.000	N	1.000	Y
43107	.	.	N/A	.	N/A
43108	.	.	N/A	.	N/A
43112	.	.	N/A	.	N/A
43113	.	.	N/A	.	N/A
43116	.	.	N/A	.	N/A
43117	.	.	N/A	.	N/A
43118	.	.	N/A	.	N/A
43121	.	.	N/A	.	N/A
43122	.	.	N/A	.	N/A
43123	.	.	N/A	.	N/A
43124	.	.	N/A	.	N/A
43130	2169	0.011	N	0.989	Y
43135	199	0.005	N	0.995	Y
43200	23071	0.058	N	0.942	Y
43202	8260	0.079	N	0.921	Y
43204	4400	0.021	N	0.979	Y
43205	85	0.024	N	0.976	Y
43215	4837	0.025	N	0.975	Y
43216	129	0.031	N	0.969	Y
43217	252	0.063	N	0.937	Y
43219	1449	0.039	N	0.961	Y
43220	32690	0.052	N	0.948	Y
43226	19695	0.037	N	0.963	Y
43227	1166	0.015	N	0.985	Y
43228	526	0.040	N	0.960	Y
43234	12150	0.158	Y	0.842	Y
43235	546501	0.056	N	0.944	Y
43239	763892	0.062	N	0.938	Y
43241	4632	0.009	N	0.991	Y
43243	14893	0.012	N	0.988	Y
43244	393	0.003	N	0.997	Y
43245	16933	0.031	N	0.969	Y
43246	123219	0.006	N	0.994	Y
43247	25771	0.019	N	0.981	Y
43248	19782	0.036	N	0.964	Y
43249	.	.	N/A	.	N/A
43250	3063	0.047	N	0.953	Y
43251	11487	0.051	N	0.949	Y
43255	46936	0.011	N	0.989	Y

Expected Sites for Resource Profiling

PROCCODE	VOL94	PCT_IN	EXP_IN	PCT_OUT	EXP_OUT
43258	5040	0.021	N	0.979	Y
43259	1557	0.184	Y	0.816	Y
43260	51617	0.010	N	0.990	Y
43261	2786	0.010	N	0.990	Y
43262	27143	0.009	N	0.991	Y
43263	299	0.027	N	0.973	Y
43264	16763	0.008	N	0.992	Y
43265	1034	0.011	N	0.989	Y
43267	1661	0.022	N	0.978	Y
43268	14167	0.011	N	0.989	Y
43269	5231	0.018	N	0.982	Y
43271	2645	0.026	N	0.974	Y
43272	83	0.036	N	0.964	Y
43300	142	0.035	N	0.965	Y
43305	68	0.015	N	0.985	Y
43310	165	0.018	N	0.982	Y
43312	33	0.000	N	1.000	Y
43320	310	0.016	N	0.984	Y
43324	5845	0.008	N	0.992	Y
43325	234	0.021	N	0.979	Y
43326	89	0.000	N	1.000	Y
43330	180	0.111	Y	0.889	Y
43331	177	0.011	N	0.989	Y
43340	95	0.000	N	1.000	Y
43341	31	0.000	N	1.000	Y
43350	34	0.118	Y	0.882	Y
43351	29	0.000	N	1.000	Y
43352	232	0.009	N	0.991	Y
43360	.	.	N/A	.	N/A
43361	.	.	N/A	.	N/A
43400	47	0.043	N	0.957	Y
43401	32	0.063	N	0.938	Y
43405	.	.	N/A	.	N/A
43410	135	0.059	N	0.941	Y
43415	425	0.000	N	1.000	Y
43420	375	0.813	Y	0.187	Y
43425	62	0.032	N	0.968	Y
43450	99175	0.158	Y	0.842	Y
43453	39334	0.047	N	0.953	Y
43456	7322	0.029	N	0.971	Y
43458	6007	0.027	N	0.973	Y
43460	511	0.022	N	0.978	Y
43500	1069	0.032	N	0.968	Y
43501	2921	0.009	N	0.991	Y
43502	.	.	N/A	.	N/A
43510	372	0.027	N	0.973	Y
43520	260	0.008	N	0.992	Y
43600	684	0.137	Y	0.863	Y
43605	634	0.011	N	0.989	Y
43610	2295	0.006	N	0.994	Y
43611	603	0.003	N	0.997	Y
43620	921	0.011	N	0.989	Y
43621	1027	0.037	N	0.963	Y
43622	284	0.004	N	0.996	Y
43631	4871	0.008	N	0.992	Y
43632	6742	0.005	N	0.995	Y
43633	1696	0.005	N	0.995	Y
43634	128	0.016	N	0.984	Y
43635	3547	0.005	N	0.995	Y
43638	1284	0.004	N	0.996	Y
43639	829	0.001	N	0.999	Y
43640	5624	0.003	N	0.997	Y
43641	171	0.006	N	0.994	Y
43750	41371	0.008	N	0.992	Y
43760	57202	0.074	N	0.926	Y
43761	7640	0.013	N	0.987	Y
43800	1400	0.007	N	0.993	Y
43810	235	0.030	N	0.970	Y
43820	7191	0.005	N	0.995	Y
43825	798	0.004	N	0.996	Y

Expected Sites for Resource Profiling

PROCCODE	VOL94	PCT_IN	EXP_IN	PCT_OUT	EXP_OUT
43830	25115	0.006	N	0.994	Y
43831	174	0.000	N	1.000	Y
43832	9209	0.005	N	0.995	Y
43840	9379	0.006	N	0.994	Y
43842	202	0.005	N	0.995	Y
43843	23	0.000	N	1.000	Y
43846	528	0.004	N	0.996	Y
43847	.	.	N/A	.	N/A
43848	.	.	N/A	.	N/A
43850	164	0.012	N	0.988	Y
43855	30	0.000	N	1.000	Y
43860	1156	0.006	N	0.994	Y
43865	119	0.000	N	1.000	Y
43870	821	0.024	N	0.976	Y
43880	165	0.018	N	0.982	Y
44005	37955	0.006	N	0.994	Y
44010	1173	0.007	N	0.993	Y
44015	14346	0.007	N	0.993	Y
44020	1494	0.007	N	0.993	Y
44021	2556	0.006	N	0.994	Y
44025	1370	0.007	N	0.993	Y
44050	3560	0.007	N	0.993	Y
44055	342	0.009	N	0.991	Y
44100	1246	0.047	N	0.953	Y
44110	2940	0.009	N	0.991	Y
44111	451	0.000	N	1.000	Y
44120	40504	0.005	N	0.995	Y
44121	.	.	N/A	.	N/A
44125	1042	0.008	N	0.992	Y
44130	6439	0.004	N	0.996	Y
44139	.	.	N/A	.	N/A
44140	97999	0.006	N	0.994	Y
44141	6318	0.007	N	0.993	Y
44143	25064	0.005	N	0.995	Y
44144	6366	0.007	N	0.993	Y
44145	28555	0.006	N	0.994	Y
44146	2588	0.006	N	0.994	Y
44147	1761	0.011	N	0.989	Y
44150	6796	0.006	N	0.994	Y
44151	65	0.062	N	0.938	Y
44152	266	0.000	N	1.000	Y
44153	228	0.018	N	0.982	Y
44155	1323	0.005	N	0.995	Y
44156	25	0.000	N	1.000	Y
44160	20538	0.010	N	0.990	Y
44300	6455	0.006	N	0.994	Y
44310	2557	0.004	N	0.996	Y
44312	409	0.125	Y	0.875	Y
44314	943	0.007	N	0.993	Y
44316	51	0.020	N	0.980	Y
44320	13738	0.005	N	0.995	Y
44322	177	0.006	N	0.994	Y
44340	1470	0.069	N	0.931	Y
44345	2240	0.008	N	0.992	Y
44346	2602	0.004	N	0.996	Y
44360	4055	0.104	Y	0.896	Y
44361	3746	0.075	N	0.925	Y
44363	45	0.022	N	0.978	Y
44364	117	0.162	Y	0.838	Y
44365	102	0.059	N	0.941	Y
44366	696	0.088	N	0.912	Y
44369	104	0.067	N	0.933	Y
44372	1321	0.008	N	0.992	Y
44373	1094	0.005	N	0.995	Y
44376	527	0.028	N	0.972	Y
44377	210	0.062	N	0.938	Y
44378	114	0.026	N	0.974	Y
44380	1455	0.083	N	0.917	Y
44382	498	0.052	N	0.948	Y
44385	256	0.348	Y	0.652	Y

Expected Sites for Resource Profiling

PROCCODE	VOL94	PCT_IN	EXP_IN	PCT_OUT	EXP_OUT
44386	83	0.349	Y	0.651	Y
44388	5228	0.084	N	0.916	Y
44389	1392	0.055	N	0.945	Y
44390	28	0.071	N	0.929	Y
44391	153	0.046	N	0.954	Y
44392	1385	0.077	N	0.923	Y
44393	344	0.058	N	0.942	Y
44394	578	0.055	N	0.945	Y
44500	9625	0.009	N	0.991	Y
44602	6190	0.004	N	0.996	Y
44603	1490	0.002	N	0.998	Y
44604	1801	0.007	N	0.993	Y
44605	641	0.005	N	0.995	Y
44615	586	0.009	N	0.991	Y
44620	4209	0.009	N	0.991	Y
44625	8400	0.007	N	0.993	Y
44640	987	0.013	N	0.987	Y
44650	564	0.005	N	0.995	Y
44660	411	0.046	N	0.954	Y
44661	1028	0.006	N	0.994	Y
44680	220	0.009	N	0.991	Y
44800	1462	0.008	N	0.992	Y
44820	653	0.003	N	0.997	Y
44850	175	0.006	N	0.994	Y
44900	445	0.025	N	0.975	Y
44950	8731	0.006	N	0.994	Y
44955	3306	0.006	N	0.994	Y
44960	6634	0.006	N	0.994	Y
45000	609	0.064	N	0.936	Y
45005	504	0.437	Y	0.563	Y
45020	838	0.126	Y	0.874	Y
45100	1448	0.222	Y	0.778	Y
45108	94	0.106	Y	0.894	Y
45110	8540	0.007	N	0.993	Y
45111	745	0.011	N	0.989	Y
45112	434	0.014	N	0.986	Y
45113	.	.	N/A	.	N/A
45114	420	0.005	N	0.995	Y
45116	123	0.000	N	1.000	Y
45120	105	0.010	N	0.990	Y
45121	47	0.000	N	1.000	Y
45123	.	.	N/A	.	N/A
45130	1106	0.015	N	0.985	Y
45135	201	0.015	N	0.985	Y
45150	111	0.072	N	0.928	Y
45160	412	0.015	N	0.985	Y
45170	6362	0.027	N	0.973	Y
45190	.	.	N/A	.	N/A
45300	179440	0.871	Y	0.129	Y
45303	3176	0.608	Y	0.392	Y
45305	6777	0.557	Y	0.443	Y
45307	198	0.247	Y	0.753	Y
45308	1136	0.585	Y	0.415	Y
45309	1012	0.514	Y	0.486	Y
45315	488	0.371	Y	0.629	Y
45317	704	0.435	Y	0.565	Y
45320	826	0.487	Y	0.513	Y
45321	542	0.066	N	0.934	Y
45330	751092	0.739	Y	0.261	Y
45331	94194	0.450	Y	0.550	Y
45332	322	0.289	Y	0.711	Y
45333	13647	0.299	Y	0.701	Y
45334	2599	0.097	N	0.903	Y
45337	1499	0.040	N	0.960	Y
45338	3244	0.152	Y	0.848	Y
45339	2619	0.082	N	0.918	Y
45355	3131	0.234	Y	0.766	Y
45378	680454	0.080	N	0.920	Y
45379	970	0.096	N	0.904	Y
45380	330051	0.054	N	0.946	Y

Expected Sites for Resource Profiling

PROCCODE	VOL94	PCT_IN	EXP_IN	PCT_OUT	EXP_OUT
45382	15206	0.030	N	0.970	Y
45383	43339	0.048	N	0.952	Y
45384	103046	0.038	N	0.962	Y
45385	416336	0.061	N	0.939	Y
45500	239	0.071	N	0.929	Y
45505	1113	0.051	N	0.949	Y
45520	409	0.946	Y	0.054	N
45540	756	0.007	N	0.993	Y
45541	340	0.012	N	0.988	Y
45550	749	0.016	N	0.984	Y
45560	1805	0.013	N	0.987	Y
45562	.	.	N/A	.	N/A
45563	.	.	N/A	.	N/A
45800	250	0.080	N	0.920	Y
45805	35	0.029	N	0.971	Y
45820	67	0.045	N	0.955	Y
45825	7	0.000	N	1.000	Y
45900	233	0.232	Y	0.768	Y
45905	1742	0.188	Y	0.812	Y
45910	1696	0.156	Y	0.844	Y
45915	4528	0.374	Y	0.626	Y
46030	103	0.495	Y	0.505	Y
46040	5234	0.276	Y	0.724	Y
46045	340	0.121	Y	0.879	Y
46050	2790	0.590	Y	0.410	Y
46060	1217	0.076	N	0.924	Y
46070	1	0.000	N	1.000	Y
46080	3219	0.075	N	0.925	Y
46083	3951	0.854	Y	0.146	Y
46200	2664	0.135	Y	0.865	Y
46210	76	0.197	Y	0.803	Y
46211	95	0.305	Y	0.695	Y
46220	1385	0.471	Y	0.529	Y
46221	35175	0.902	Y	0.098	N
46230	1539	0.641	Y	0.359	Y
46250	1738	0.334	Y	0.666	Y
46255	6211	0.117	Y	0.883	Y
46257	435	0.074	N	0.926	Y
46258	171	0.047	N	0.953	Y
46260	11546	0.039	N	0.961	Y
46261	925	0.063	N	0.937	Y
46262	398	0.020	N	0.980	Y
46270	1841	0.091	N	0.909	Y
46275	1522	0.036	N	0.964	Y
46280	1289	0.019	N	0.981	Y
46285	50	0.240	Y	0.760	Y
46288	.	.	N/A	.	N/A
46320	4541	0.832	Y	0.168	Y
46500	13233	0.977	Y	0.023	N
46600	93095	0.931	Y	0.069	N
46604	4084	0.875	Y	0.125	Y
46606	1246	0.621	Y	0.379	Y
46608	162	0.284	Y	0.716	Y
46610	474	0.498	Y	0.502	Y
46611	118	0.551	Y	0.449	Y
46612	160	0.244	Y	0.756	Y
46614	1447	0.772	Y	0.228	Y
46615	148	0.311	Y	0.689	Y
46700	1621	0.080	N	0.920	Y
46705	5	0.000	N	1.000	Y
46715	3	0.000	N	1.000	Y
46716	.	.	N/A	.	N/A
46730	4	0.000	N	1.000	Y
46735	1	0.000	N	1.000	Y
46740	6	0.167	Y	0.833	Y
46742	.	.	N/A	.	N/A
46744	5	0.000	N	1.000	Y
46746	2	0.000	N	1.000	Y
46748	5	0.000	N	1.000	Y
46750	548	0.013	N	0.987	Y

Expected Sites for Resource Profiling

PROCCODE	VOL94	PCT_IN	EXP_IN	PCT_OUT	EXP_OUT
46751	1	0.000	N	1.000	Y
46753	382	0.024	N	0.976	Y
46754	49	0.184	Y	0.816	Y
46760	49	0.041	N	0.959	Y
46761	124	0.000	N	1.000	Y
46762	19	0.000	N	1.000	Y
46900	1530	0.956	Y	0.044	N
46910	632	0.809	Y	0.191	Y
46916	568	0.894	Y	0.106	Y
46917	497	0.600	Y	0.400	Y
46922	779	0.312	Y	0.688	Y
46924	1230	0.398	Y	0.602	Y
46934	13373	0.881	Y	0.119	Y
46935	552	0.906	Y	0.094	N
46936	2362	0.895	Y	0.105	Y
46937	24	0.875	Y	0.125	Y
46938	25	0.200	Y	0.800	Y
46940	699	0.901	Y	0.099	N
46942	146	0.925	Y	0.075	N
46945	2373	0.882	Y	0.118	Y
46946	1287	0.841	Y	0.159	Y
47000	40139	0.031	N	0.969	Y
47001	8794	0.006	N	0.994	Y
47010	2421	0.015	N	0.985	Y
47015	.	.	N/A	.	N/A
47100	8504	0.006	N	0.994	Y
47120	1858	0.008	N	0.992	Y
47122	123	0.000	N	1.000	Y
47125	255	0.000	N	1.000	Y
47130	436	0.000	N	1.000	Y
47134	.	.	N/A	.	N/A
47135	558	0.004	N	0.996	Y
47136	.	.	N/A	.	N/A
47300	305	0.013	N	0.987	Y
47350	481	0.000	N	1.000	Y
47355	30	0.067	N	0.933	Y
47360	248	0.028	N	0.972	Y
47400	83	0.084	N	0.916	Y
47420	2601	0.006	N	0.994	Y
47425	197	0.005	N	0.995	Y
47460	694	0.010	N	0.990	Y
47480	1774	0.008	N	0.992	Y
47490	959	0.007	N	0.993	Y
47500	9704	0.008	N	0.992	Y
47505	11945	0.018	N	0.982	Y
47510	4213	0.002	N	0.998	Y
47511	4217	0.002	N	0.998	Y
47525	8086	0.012	N	0.988	Y
47530	348	0.032	N	0.968	Y
47550	5156	0.005	N	0.995	Y
47552	208	0.048	N	0.952	Y
47553	312	0.000	N	1.000	Y
47554	332	0.009	N	0.991	Y
47555	779	0.005	N	0.995	Y
47556	1816	0.005	N	0.995	Y
47600	52194	0.004	N	0.996	Y
47605	32597	0.006	N	0.994	Y
47610	18771	0.006	N	0.994	Y
47612	2490	0.004	N	0.996	Y
47620	852	0.008	N	0.992	Y
47630	1471	0.008	N	0.992	Y
47700	215	0.005	N	0.995	Y
47701	14	0.000	N	1.000	Y
47711	.	.	N/A	.	N/A
47712	.	.	N/A	.	N/A
47715	91	0.000	N	1.000	Y
47716	7	0.000	N	1.000	Y
47720	1273	0.008	N	0.992	Y
47721	904	0.007	N	0.993	Y
47740	834	0.005	N	0.995	Y

Expected Sites for Resource Profiling

PROCCODE	VOL94	PCT_IN	EXP_IN	PCT_OUT	EXP_OUT
47741	.	.	N/A	.	N/A
47760	2658	0.004	N	0.996	Y
47765	220	0.005	N	0.995	Y
47780	2392	0.003	N	0.997	Y
47785	.	.	N/A	.	N/A
47800	157	0.013	N	0.987	Y
47801	548	0.005	N	0.995	Y
47802	46	0.022	N	0.978	Y
47900	.	.	N/A	.	N/A
48000	454	0.013	N	0.987	Y
48001	120	0.042	N	0.958	Y
48005	862	0.005	N	0.995	Y
48020	14	0.071	N	0.929	Y
48100	3175	0.008	N	0.992	Y
48102	5563	0.035	N	0.965	Y
48120	314	0.003	N	0.997	Y
48140	1447	0.007	N	0.993	Y
48145	106	0.000	N	1.000	Y
48146	78	0.000	N	1.000	Y
48148	84	0.012	N	0.988	Y
48150	2356	0.005	N	0.995	Y
48152	47	0.000	N	1.000	Y
48153	507	0.016	N	0.984	Y
48154	42	0.000	N	1.000	Y
48155	131	0.008	N	0.992	Y
48180	170	0.012	N	0.988	Y
48400	60	0.033	N	0.967	Y
48500	52	0.000	N	1.000	Y
48510	536	0.006	N	0.994	Y
48520	556	0.002	N	0.998	Y
48540	256	0.012	N	0.988	Y
48545	40	0.000	N	1.000	Y
48547	38	0.026	N	0.974	Y
48554	5	0.000	N	1.000	Y
48556	22	0.000	N	1.000	Y
49000	32118	0.007	N	0.993	Y
49002	3179	0.008	N	0.992	Y
49010	4130	0.009	N	0.991	Y
49020	15095	0.010	N	0.990	Y
49040	2592	0.013	N	0.987	Y
49060	5935	0.007	N	0.993	Y
49080	56859	0.115	Y	0.885	Y
49081	7226	0.212	Y	0.788	Y
49085	5360	0.014	N	0.986	Y
49180	15005	0.053	N	0.947	Y
49200	3922	0.013	N	0.987	Y
49201	3582	0.009	N	0.991	Y
49215	215	0.093	N	0.907	Y
49220	305	0.010	N	0.990	Y
49250	376	0.024	N	0.976	Y
49255	6063	0.008	N	0.992	Y
49400	303	0.089	N	0.911	Y
49420	4341	0.021	N	0.979	Y
49421	16231	0.009	N	0.991	Y
49422	.	.	N/A	.	N/A
49425	1934	0.007	N	0.993	Y
49426	761	0.028	N	0.972	Y
49427	357	0.017	N	0.983	Y
49428	.	.	N/A	.	N/A
49429	.	.	N/A	.	N/A
49495	52	0.019	N	0.981	Y
49496	183	0.022	N	0.978	Y
49500	217	0.009	N	0.991	Y
49501	197	0.005	N	0.995	Y
49505	144153	0.012	N	0.988	Y
49507	12022	0.008	N	0.992	Y
49520	23096	0.012	N	0.988	Y
49521	3955	0.011	N	0.989	Y
49525	7857	0.015	N	0.985	Y
49540	301	0.023	N	0.977	Y

Expected Sites for Resource Profiling

PROCCODE	VOL94	PCT_IN	EXP_IN	PCT_OUT	EXP_OUT
49550	5126	0.010	N	0.990	Y
49553	4543	0.010	N	0.990	Y
49555	683	0.015	N	0.985	Y
49557	921	0.009	N	0.991	Y
49560	49178	0.010	N	0.990	Y
49561	8521	0.008	N	0.992	Y
49565	10656	0.008	N	0.992	Y
49566	3112	0.008	N	0.992	Y
49568	24913	0.010	N	0.990	Y
49570	2481	0.015	N	0.985	Y
49572	1319	0.007	N	0.993	Y
49580	414	0.017	N	0.983	Y
49582	669	0.015	N	0.985	Y
49585	23007	0.010	N	0.990	Y
49587	7513	0.010	N	0.990	Y
49590	1297	0.008	N	0.992	Y
49600	30	0.067	N	0.933	Y
49605	56	0.054	N	0.946	Y
49606	18	0.000	N	1.000	Y
49610	11	0.091	N	0.909	Y
49611	2	0.000	N	1.000	Y
49900	2549	0.018	N	0.982	Y
49905	621	0.005	N	0.995	Y
50010	519	0.008	N	0.992	Y
50020	950	0.013	N	0.987	Y
50040	523	0.017	N	0.983	Y
50045	54	0.019	N	0.981	Y
50060	179	0.011	N	0.989	Y
50065	23	0.000	N	1.000	Y
50070	8	0.375	Y	0.625	Y
50075	148	0.014	N	0.986	Y
50080	934	0.007	N	0.993	Y
50081	1022	0.011	N	0.989	Y
50100	48	0.292	Y	0.708	Y
50120	96	0.083	N	0.917	Y
50125	18	0.000	N	1.000	Y
50130	547	0.007	N	0.993	Y
50135	137	0.000	N	1.000	Y
50200	16973	0.025	N	0.975	Y
50205	1184	0.010	N	0.990	Y
50220	5459	0.009	N	0.991	Y
50225	618	0.002	N	0.998	Y
50230	13875	0.005	N	0.995	Y
50234	2281	0.007	N	0.993	Y
50236	1638	0.010	N	0.990	Y
50240	1311	0.007	N	0.993	Y
50280	649	0.003	N	0.997	Y
50290	41	0.098	N	0.902	Y
50320	1227	0.007	N	0.993	Y
50340	165	0.000	N	1.000	Y
50360	8517	0.002	N	0.998	Y
50365	106	0.000	N	1.000	Y
50370	1449	0.004	N	0.996	Y
50380	95	0.011	N	0.989	Y
50390	7430	0.029	N	0.971	Y
50392	11750	0.013	N	0.987	Y
50393	7587	0.024	N	0.976	Y
50394	25968	0.076	N	0.924	Y
50395	3487	0.008	N	0.992	Y
50396	130	0.092	N	0.908	Y
50398	15756	0.120	Y	0.880	Y
50400	593	0.017	N	0.983	Y
50405	205	0.015	N	0.985	Y
50500	63	0.048	N	0.952	Y
50520	12	0.000	N	1.000	Y
50525	10	0.000	N	1.000	Y
50526	.	.	N/A	.	N/A
50540	29	0.138	Y	0.862	Y
50551	242	0.136	Y	0.864	Y
50553	361	0.404	Y	0.596	Y

Expected Sites for Resource Profiling

PROCCODE	VOL94	PCT_IN	EXP_IN	PCT_OUT	EXP_OUT
50555	58	0.000	N	1.000	Y
50557	46	0.000	N	1.000	Y
50559	25	0.000	N	1.000	Y
50561	187	0.027	N	0.973	Y
50570	89	0.090	N	0.910	Y
50572	68	0.132	Y	0.868	Y
50574	30	0.033	N	0.967	Y
50575	258	0.019	N	0.981	Y
50576	17	0.118	Y	0.882	Y
50578	1	0.000	N	1.000	Y
50580	108	0.056	N	0.944	Y
50590	32085	0.039	N	0.961	Y
50600	292	0.027	N	0.973	Y
50605	439	0.023	N	0.977	Y
50610	509	0.067	N	0.933	Y
50620	308	0.006	N	0.994	Y
50630	557	0.011	N	0.989	Y
50650	801	0.005	N	0.995	Y
50660	86	0.012	N	0.988	Y
50684	3427	0.088	N	0.912	Y
50686	79	0.949	Y	0.051	N
50688	431	0.227	Y	0.773	Y
50690	4015	0.405	Y	0.595	Y
50700	385	0.081	N	0.919	Y
50715	2012	0.010	N	0.990	Y
50722	22	0.000	N	1.000	Y
50725	17	0.059	N	0.941	Y
50727	129	0.023	N	0.977	Y
50728	67	0.030	N	0.970	Y
50740	91	0.011	N	0.989	Y
50750	4	0.000	N	1.000	Y
50760	588	0.007	N	0.993	Y
50770	85	0.012	N	0.988	Y
50780	1928	0.005	N	0.995	Y
50782	23	0.435	Y	0.565	Y
50783	20	0.000	N	1.000	Y
50785	478	0.013	N	0.987	Y
50800	301	0.013	N	0.987	Y
50810	35	0.343	Y	0.657	Y
50815	133	0.000	N	1.000	Y
50820	1686	0.008	N	0.992	Y
50825	238	0.004	N	0.996	Y
50830	95	0.116	Y	0.884	Y
50840	60	0.000	N	1.000	Y
50845	21	0.048	N	0.952	Y
50860	135	0.007	N	0.993	Y
50900	140	0.007	N	0.993	Y
50920	20	0.000	N	1.000	Y
50930	23	0.043	N	0.957	Y
50940	26	0.000	N	1.000	Y
50951	133	0.098	N	0.902	Y
50953	273	0.220	Y	0.780	Y
50955	61	0.016	N	0.984	Y
50957	44	0.000	N	1.000	Y
50959	3	0.000	N	1.000	Y
50961	125	0.208	Y	0.792	Y
50970	84	0.143	Y	0.857	Y
50972	118	0.110	Y	0.890	Y
50974	25	0.160	Y	0.840	Y
50976	31	0.065	N	0.935	Y
50978	2	0.000	N	1.000	Y
50980	68	0.029	N	0.971	Y
51000	522	0.397	Y	0.603	Y
51005	1353	0.384	Y	0.616	Y
51010	16137	0.118	Y	0.882	Y
51020	330	0.039	N	0.961	Y
51030	46	0.391	Y	0.609	Y
51040	10811	0.017	N	0.983	Y
51045	1167	0.121	Y	0.879	Y
51050	2217	0.012	N	0.988	Y

Expected Sites for Resource Profiling

PROCCODE	VOL94	PCT_IN	EXP_IN	PCT_OUT	EXP_OUT
51060	75	0.013	N	0.987	Y
51065	199	0.005	N	0.995	Y
51080	145	0.124	Y	0.876	Y
51500	73	0.068	N	0.932	Y
51520	163	0.025	N	0.975	Y
51525	711	0.008	N	0.992	Y
51530	299	0.013	N	0.987	Y
51535	76	0.000	N	1.000	Y
51550	1988	0.010	N	0.990	Y
51555	1093	0.006	N	0.994	Y
51565	244	0.004	N	0.996	Y
51570	280	0.014	N	0.986	Y
51575	372	0.016	N	0.984	Y
51580	39	0.179	Y	0.821	Y
51585	135	0.015	N	0.985	Y
51590	1739	0.007	N	0.993	Y
51595	3844	0.005	N	0.995	Y
51596	880	0.005	N	0.995	Y
51597	856	0.012	N	0.988	Y
51600	38525	0.217	Y	0.783	Y
51605	749	0.108	Y	0.892	Y
51610	9400	0.203	Y	0.797	Y
51700	65978	0.863	Y	0.137	Y
51705	18676	0.756	Y	0.244	Y
51710	3178	0.584	Y	0.416	Y
51715	13386	0.071	N	0.929	Y
51720	158203	0.911	Y	0.089	N
51725	29583	0.529	Y	0.471	Y
51726	122703	0.504	Y	0.496	Y
51736	16808	0.832	Y	0.168	Y
51741	249999	0.898	Y	0.102	Y
51772	22383	0.556	Y	0.444	Y
51784	-	-	N/A	-	N/A
51785	60489	0.543	Y	0.457	Y
51792	1032	0.693	Y	0.307	Y
51795	27202	0.610	Y	0.390	Y
51797	20409	0.565	Y	0.435	Y
51800	822	0.038	N	0.962	Y
51820	59	0.119	Y	0.881	Y
51840	11669	0.013	N	0.987	Y
51841	2977	0.020	N	0.980	Y
51845	17893	0.009	N	0.991	Y
51860	964	0.016	N	0.984	Y
51865	613	0.005	N	0.995	Y
51880	160	0.050	N	0.950	Y
51900	141	0.007	N	0.993	Y
51920	13	0.154	Y	0.846	Y
51925	2	0.000	N	1.000	Y
51940	28	0.536	Y	0.464	Y
51960	197	0.000	N	1.000	Y
51980	61	0.000	N	1.000	Y
52000	812057	0.711	Y	0.289	Y
52005	87422	0.112	Y	0.888	Y
52007	1467	0.057	N	0.943	Y
52010	452	0.679	Y	0.321	Y
52204	44659	0.164	Y	0.836	Y
52214	11679	0.144	Y	0.856	Y
52224	20212	0.122	Y	0.878	Y
52234	31431	0.063	N	0.937	Y
52235	31403	0.015	N	0.985	Y
52240	26044	0.017	N	0.983	Y
52250	1090	0.042	N	0.958	Y
52260	5198	0.093	N	0.907	Y
52265	1870	0.731	Y	0.269	Y
52270	1471	0.287	Y	0.713	Y
52275	3929	0.220	Y	0.780	Y
52276	16750	0.058	N	0.942	Y
52277	320	0.000	N	1.000	Y
52281	146611	0.597	Y	0.403	Y
52283	730	0.245	Y	0.755	Y

Expected Sites for Resource Profiling

PROCCODE	VOL94	PCT_IN	EXP_IN	PCT_OUT	EXP_OUT
52285	14450	0.608	Y	0.392	Y
52290	578	0.042	N	0.958	Y
52300	269	0.037	N	0.963	Y
52305	428	0.026	N	0.974	Y
52310	41056	0.416	Y	0.584	Y
52315	2978	0.224	Y	0.776	Y
52317	6390	0.049	N	0.951	Y
52318	4933	0.015	N	0.985	Y
52320	3267	0.031	N	0.969	Y
52325	1235	0.014	N	0.986	Y
52327	.	.	N/A	.	N/A
52330	3125	0.025	N	0.975	Y
52332	50693	0.020	N	0.980	Y
52334	636	0.008	N	0.992	Y
52335	12478	0.017	N	0.983	Y
52336	11427	0.009	N	0.991	Y
52337	5573	0.009	N	0.991	Y
52338	3030	0.024	N	0.976	Y
52339	304	0.010	N	0.990	Y
52340	9420	0.024	N	0.976	Y
52450	2355	0.009	N	0.991	Y
52500	9600	0.028	N	0.972	Y
52510	344	0.206	Y	0.794	Y
52601	147300	0.010	N	0.990	Y
52606	751	0.031	N	0.969	Y
52612	374	0.016	N	0.984	Y
52614	361	0.011	N	0.989	Y
52620	1157	0.015	N	0.985	Y
52630	3973	0.009	N	0.991	Y
52640	3604	0.017	N	0.983	Y
52647	.	.	N/A	.	N/A
52648	.	.	N/A	.	N/A
52700	97	0.320	Y	0.680	Y
53000	439	0.189	Y	0.811	Y
53010	411	0.049	N	0.951	Y
53020	1534	0.249	Y	0.751	Y
53025	8	0.375	Y	0.625	Y
53040	139	0.115	Y	0.885	Y
53060	22	0.591	Y	0.409	Y
53080	27	0.222	Y	0.778	Y
53085	35	0.029	N	0.971	Y
53200	895	0.135	Y	0.865	Y
53210	135	0.052	N	0.948	Y
53215	501	0.006	N	0.994	Y
53220	190	0.032	N	0.968	Y
53230	285	0.018	N	0.982	Y
53235	75	0.040	N	0.960	Y
53240	40	0.000	N	1.000	Y
53250	18	0.333	Y	0.667	Y
53260	508	0.299	Y	0.701	Y
53265	2112	0.198	Y	0.802	Y
53270	117	0.821	Y	0.179	Y
53275	486	0.033	N	0.967	Y
53400	190	0.026	N	0.974	Y
53405	31	0.000	N	1.000	Y
53410	238	0.029	N	0.971	Y
53415	118	0.000	N	1.000	Y
53420	141	0.702	Y	0.298	Y
53425	24	0.000	N	1.000	Y
53430	303	0.036	N	0.964	Y
53440	136	0.015	N	0.985	Y
53442	31	0.161	Y	0.839	Y
53443	136	0.000	N	1.000	Y
53445	1950	0.007	N	0.993	Y
53447	889	0.008	N	0.992	Y
53449	75	0.027	N	0.973	Y
53450	337	0.053	N	0.947	Y
53460	103	0.126	Y	0.874	Y
53502	42	0.048	N	0.952	Y
53505	30	0.033	N	0.967	Y

Expected Sites for Resource Profiling

PROCCODE	VOL94	PCT_IN	EXP_IN	PCT_OUT	EXP_OUT
53510	42	0.167	Y	0.833	Y
53515	15	0.000	N	1.000	Y
53520	93	0.194	Y	0.806	Y
53600	36727	0.831	Y	0.169	Y
53601	45632	0.967	Y	0.033	N
53605	2260	0.217	Y	0.783	Y
53620	19919	0.675	Y	0.325	Y
53621	15240	0.930	Y	0.070	N
53640	3767	0.471	Y	0.529	Y
53660	65596	0.945	Y	0.055	N
53661	94761	0.988	Y	0.012	N
53665	1811	0.357	Y	0.643	Y
53670	269276	0.697	Y	0.303	Y
53675	46257	0.438	Y	0.562	Y
54000	103	0.223	Y	0.777	Y
54001	2064	0.249	Y	0.751	Y
54015	139	0.194	Y	0.806	Y
54050	1137	0.930	Y	0.070	N
54055	722	0.843	Y	0.157	Y
54056	1110	0.944	Y	0.056	N
54057	379	0.150	Y	0.850	Y
54060	628	0.433	Y	0.567	Y
54065	961	0.549	Y	0.451	Y
54100	1725	0.468	Y	0.532	Y
54105	345	0.110	Y	0.890	Y
54110	207	0.024	N	0.976	Y
54111	50	0.040	N	0.960	Y
54112	74	0.027	N	0.973	Y
54115	103	0.136	Y	0.864	Y
54120	592	0.024	N	0.976	Y
54125	202	0.010	N	0.990	Y
54130	26	0.000	N	1.000	Y
54135	9	0.111	Y	0.889	Y
54150	46	0.174	Y	0.826	Y
54152	716	0.070	N	0.930	Y
54160	53	0.132	Y	0.868	Y
54161	15610	0.062	N	0.938	Y
54200	411	0.954	Y	0.046	N
54205	12	0.167	Y	0.833	Y
54220	575	0.313	Y	0.687	Y
54230	810	0.625	Y	0.375	Y
54231	364	0.613	Y	0.387	Y
54235	34166	0.960	Y	0.040	N
54240	16662	0.921	Y	0.079	N
54250	16913	0.912	Y	0.088	N
54300	96	0.125	Y	0.875	Y
54304	30	0.000	N	1.000	Y
54308	11	0.091	N	0.909	Y
54312	.	.	N/A	.	N/A
54316	5	0.000	N	1.000	Y
54318	4	0.250	Y	0.750	Y
54322	15	0.067	N	0.933	Y
54324	19	0.000	N	1.000	Y
54326	6	0.333	Y	0.667	Y
54328	15	0.000	N	1.000	Y
54332	8	0.000	N	1.000	Y
54336	1	0.000	N	1.000	Y
54340	12	0.167	Y	0.833	Y
54344	10	0.000	N	1.000	Y
54348	6	0.000	N	1.000	Y
54352	7	0.000	N	1.000	Y
54360	280	0.014	N	0.986	Y
54380	2	0.000	N	1.000	Y
54385	3	0.000	N	1.000	Y
54390	1	0.000	N	1.000	Y
54400	2225	0.009	N	0.991	Y
54401	1428	0.007	N	0.993	Y
54402	883	0.023	N	0.977	Y
54405	6440	0.009	N	0.991	Y
54407	2325	0.012	N	0.988	Y

Expected Sites for Resource Profiling

PROCCODE	VOL94	PCT_IN	EXP_IN	PCT_OUT	EXP_OUT
54409	204	0.044	N	0.956	Y
54420	27	0.074	N	0.926	Y
54430	59	0.034	N	0.966	Y
54435	68	0.029	N	0.971	Y
54440	93	0.022	N	0.978	Y
54450	1182	0.308	Y	0.692	Y
54500	42	0.286	Y	0.714	Y
54505	251	0.092	N	0.908	Y
54510	215	0.084	N	0.916	Y
54520	30492	0.016	N	0.984	Y
54530	2604	0.010	N	0.990	Y
54535	250	0.024	N	0.976	Y
54550	136	0.059	N	0.941	Y
54560	20	0.000	N	1.000	Y
54600	25	0.040	N	0.960	Y
54620	27	0.037	N	0.963	Y
54640	339	0.027	N	0.973	Y
54650	6	0.000	N	1.000	Y
54660	31	0.129	Y	0.871	Y
54670	15	0.133	Y	0.867	Y
54680	24	0.000	N	1.000	Y
54700	1503	0.323	Y	0.677	Y
54800	13	0.308	Y	0.692	Y
54820	49	0.041	N	0.959	Y
54830	247	0.040	N	0.960	Y
54840	2488	0.020	N	0.980	Y
54860	799	0.011	N	0.989	Y
54861	110	0.027	N	0.973	Y
54900	3	0.000	N	1.000	Y
54901	2	0.000	N	1.000	Y
55000	6379	0.898	Y	0.102	Y
55040	8093	0.014	N	0.986	Y
55041	765	0.014	N	0.986	Y
55060	703	0.017	N	0.983	Y
55100	846	0.415	Y	0.585	Y
55110	850	0.019	N	0.981	Y
55120	140	0.207	Y	0.793	Y
55150	478	0.017	N	0.983	Y
55175	102	0.078	N	0.922	Y
55180	119	0.025	N	0.975	Y
55200	27	0.333	Y	0.667	Y
55250	347	0.597	Y	0.403	Y
55300	17	0.059	N	0.941	Y
55400	35	0.029	N	0.971	Y
55450	16	0.188	Y	0.813	Y
55500	565	0.039	N	0.961	Y
55520	2001	0.014	N	0.986	Y
55530	214	0.014	N	0.986	Y
55535	62	0.016	N	0.984	Y
55540	284	0.004	N	0.996	Y
55600	30	0.167	Y	0.833	Y
55605	8	0.375	Y	0.625	Y
55650	1774	0.009	N	0.991	Y
55680	5	0.200	Y	0.800	Y
55700	318444	0.694	Y	0.306	Y
55705	1121	0.264	Y	0.736	Y
55720	54	0.167	Y	0.833	Y
55725	47	0.021	N	0.979	Y
55801	226	0.004	N	0.996	Y
55810	3092	0.008	N	0.992	Y
55812	186	0.000	N	1.000	Y
55815	829	0.006	N	0.994	Y
55821	4148	0.007	N	0.993	Y
55831	2504	0.007	N	0.993	Y
55840	1923	0.005	N	0.995	Y
55842	1987	0.006	N	0.994	Y
55845	35436	0.006	N	0.994	Y
55860	601	0.032	N	0.968	Y
55862	21	0.000	N	1.000	Y
55865	450	0.009	N	0.991	Y

Expected Sites for Resource Profiling

PROCCODE	VOL94	PCT_IN	EXP_IN	PCT_OUT	EXP_OUT
55870	30	0.533	Y	0.467	Y
56300	15040	0.013	N	0.987	Y
56301	567	0.056	N	0.944	Y
56302	290	0.014	N	0.986	Y
56303	848	0.017	N	0.983	Y
56304	8494	0.011	N	0.989	Y
56305	1771	0.018	N	0.982	Y
56306	688	0.019	N	0.981	Y
56307	3424	0.018	N	0.982	Y
56308	3794	0.014	N	0.986	Y
56309	104	0.010	N	0.990	Y
56311	475	0.002	N	0.998	Y
56312	2100	0.009	N	0.991	Y
56313	202	0.000	N	1.000	Y
56315	1877	0.009	N	0.991	Y
56316	11362	0.008	N	0.992	Y
56317	2428	0.007	N	0.993	Y
56320	26	0.538	Y	0.462	Y
56322	9	0.222	Y	0.778	Y
56323	24	0.042	N	0.958	Y
56324	38	0.000	N	1.000	Y
56340	112727	0.008	N	0.992	Y
56341	74613	0.008	N	0.992	Y
56342	2526	0.008	N	0.992	Y
56350	8231	0.152	Y	0.848	Y
56351	17374	0.080	N	0.920	Y
56352	233	0.021	N	0.979	Y
56353	47	0.021	N	0.979	Y
56354	434	0.021	N	0.979	Y
56355	20	0.050	N	0.950	Y
56356	642	0.034	N	0.966	Y
56360	3105	0.014	N	0.986	Y
56361	1017	0.015	N	0.985	Y
56362	40	0.000	N	1.000	Y
56363	56	0.143	Y	0.857	Y
56405	2258	0.707	Y	0.293	Y
56420	1452	0.740	Y	0.260	Y
56440	494	0.200	Y	0.800	Y
56441	228	0.215	Y	0.785	Y
56501	3978	0.879	Y	0.121	Y
56515	1591	0.301	Y	0.699	Y
56605	21633	0.849	Y	0.151	Y
56606	2816	0.636	Y	0.364	Y
56620	1791	0.050	N	0.950	Y
56625	270	0.026	N	0.974	Y
56630	527	0.019	N	0.981	Y
56631	185	0.011	N	0.989	Y
56632	155	0.006	N	0.994	Y
56633	212	0.000	N	1.000	Y
56634	228	0.018	N	0.982	Y
56637	383	0.016	N	0.984	Y
56640	77	0.013	N	0.987	Y
56700	69	0.116	Y	0.884	Y
56720	78	0.103	Y	0.897	Y
56740	479	0.215	Y	0.785	Y
56800	195	0.082	N	0.918	Y
56805	8	0.375	Y	0.625	Y
56810	1449	0.034	N	0.966	Y
57000	126	0.175	Y	0.825	Y
57010	244	0.139	Y	0.861	Y
57020	161	0.286	Y	0.714	Y
57061	1485	0.791	Y	0.209	Y
57065	991	0.250	Y	0.750	Y
57100	6799	0.749	Y	0.251	Y
57105	951	0.280	Y	0.720	Y
57108	1219	0.016	N	0.984	Y
57110	447	0.022	N	0.978	Y
57120	2155	0.024	N	0.976	Y
57130	119	0.134	Y	0.866	Y
57135	1807	0.318	Y	0.682	Y

Expected Sites for Resource Profiling

PROCCODE	VOL94	PCT_IN	EXP_IN	PCT_OUT	EXP_OUT
57150	6244	0.994	Y	0.006	N
57160	63554	0.967	Y	0.033	N
57170	284	0.940	Y	0.060	N
57180	384	0.648	Y	0.352	Y
57200	356	0.048	N	0.952	Y
57210	569	0.056	N	0.944	Y
57220	1119	0.016	N	0.984	Y
57230	90	0.044	N	0.956	Y
57240	13381	0.014	N	0.986	Y
57250	12069	0.014	N	0.986	Y
57260	31724	0.013	N	0.987	Y
57265	9440	0.014	N	0.986	Y
57268	5135	0.014	N	0.986	Y
57270	2342	0.012	N	0.988	Y
57280	3903	0.014	N	0.986	Y
57282	7930	0.012	N	0.988	Y
57288	2315	0.006	N	0.994	Y
57289	1553	0.014	N	0.986	Y
57291	18	0.000	N	1.000	Y
57292	35	0.000	N	1.000	Y
57300	310	0.006	N	0.994	Y
57305	425	0.000	N	1.000	Y
57307	81	0.000	N	1.000	Y
57310	38	0.132	Y	0.868	Y
57311	8	0.000	N	1.000	Y
57320	90	0.022	N	0.978	Y
57330	16	0.000	N	1.000	Y
57335	56	0.089	N	0.911	Y
57400	218	0.339	Y	0.661	Y
57410	9239	0.323	Y	0.677	Y
57415	203	0.153	Y	0.847	Y
57452	20692	0.869	Y	0.131	Y
57454	27530	0.915	Y	0.085	N
57460	2777	0.663	Y	0.337	Y
57500	17776	0.783	Y	0.217	Y
57505	8111	0.891	Y	0.109	Y
57510	2164	0.878	Y	0.122	Y
57511	4421	0.959	Y	0.041	N
57513	844	0.295	Y	0.705	Y
57520	6280	0.178	Y	0.822	Y
57522	.	.	N/A	.	N/A
57530	544	0.015	N	0.985	Y
57540	132	0.076	N	0.924	Y
57545	27	0.407	Y	0.593	Y
57550	178	0.067	N	0.933	Y
57555	347	0.017	N	0.983	Y
57556	360	0.028	N	0.972	Y
57700	24	0.083	N	0.917	Y
57720	54	0.056	N	0.944	Y
57800	1777	0.803	Y	0.197	Y
57820	399	0.246	Y	0.754	Y
58100	99119	0.945	Y	0.055	N
58120	52729	0.105	Y	0.895	Y
58140	740	0.012	N	0.988	Y
58145	242	0.066	N	0.934	Y
58150	46739	0.012	N	0.988	Y
58152	2678	0.018	N	0.982	Y
58180	829	0.013	N	0.987	Y
58200	3998	0.010	N	0.990	Y
58210	2498	0.015	N	0.985	Y
58240	466	0.009	N	0.991	Y
58260	25556	0.012	N	0.988	Y
58262	5423	0.015	N	0.985	Y
58263	2102	0.019	N	0.981	Y
58267	1622	0.014	N	0.986	Y
58270	2457	0.012	N	0.988	Y
58275	766	0.012	N	0.988	Y
58280	728	0.012	N	0.988	Y
58285	47	0.000	N	1.000	Y
58300	106	0.896	Y	0.104	Y

Expected Sites for Resource Profiling

PROCCODE	VOL94	PCT_IN	EXP_IN	PCT_OUT	EXP_OUT
58301	188	0.707	Y	0.293	Y
58321	9	0.556	Y	0.444	Y
58322	45	0.889	Y	0.111	Y
58323	34	0.912	Y	0.088	N
58340	457	0.324	Y	0.676	Y
58345	8	0.000	N	1.000	Y
58350	75	0.080	N	0.920	Y
58400	214	0.037	N	0.963	Y
58410	8	0.125	Y	0.875	Y
58520	19	0.000	N	1.000	Y
58540	5	0.000	N	1.000	Y
58600	120	0.067	N	0.933	Y
58605	117	0.043	N	0.957	Y
58611	116	0.026	N	0.974	Y
58615	6	0.000	N	1.000	Y
58700	509	0.020	N	0.980	Y
58720	12148	0.010	N	0.990	Y
58740	3034	0.014	N	0.986	Y
58750	39	0.000	N	1.000	Y
58752	2	0.500	Y	0.500	Y
58760	10	0.100	Y	0.900	Y
58770	51	0.020	N	0.980	Y
58800	87	0.264	Y	0.736	Y
58805	159	0.031	N	0.969	Y
58820	11	0.273	Y	0.727	Y
58822	33	0.000	N	1.000	Y
58825	5	0.000	N	1.000	Y
58900	232	0.022	N	0.978	Y
58920	106	0.009	N	0.991	Y
58925	1549	0.014	N	0.986	Y
58940	5872	0.008	N	0.992	Y
58943	834	0.013	N	0.987	Y
58950	1460	0.008	N	0.992	Y
58951	1715	0.012	N	0.988	Y
58952	2338	0.009	N	0.991	Y
58960	1271	0.006	N	0.994	Y
58970	.	.	N/A	.	N/A
58972	.	.	N/A	.	N/A
58974	.	.	N/A	.	N/A
58976	.	.	N/A	.	N/A
59000	751	0.475	Y	0.525	Y
59012	4	0.250	Y	0.750	Y
59015	16	0.563	Y	0.438	Y
59020	142	0.246	Y	0.754	Y
59025	5345	0.472	Y	0.528	Y
59030	9	0.000	N	1.000	Y
59050	96	0.042	N	0.958	Y
59051	.	.	N/A	.	N/A
59100	18	0.556	Y	0.444	Y
59120	103	0.068	N	0.932	Y
59121	17	0.118	Y	0.882	Y
59130	1	0.000	N	1.000	Y
59135	.	.	N/A	.	N/A
59136	2	0.000	N	1.000	Y
59140	3	0.333	Y	0.667	Y
59150	31	0.065	N	0.935	Y
59151	41	0.049	N	0.951	Y
59160	91	0.132	Y	0.868	Y
59200	282	0.766	Y	0.234	Y
59300	89	0.404	Y	0.596	Y
59320	24	0.042	N	0.958	Y
59325	2	0.000	N	1.000	Y
59350	5	0.200	Y	0.800	Y
59400	2389	0.112	Y	0.888	Y
59409	250	0.024	N	0.976	Y
59410	1728	0.017	N	0.983	Y
59412	23	0.261	Y	0.739	Y
59414	26	0.077	N	0.923	Y
59425	892	0.874	Y	0.126	Y
59426	1159	0.783	Y	0.217	Y

Expected Sites for Resource Profiling

PROCCODE	VOL94	PCT_IN	EXP_IN	PCT_OUT	EXP_OUT
59430	571	0.802	Y	0.198	Y
59510	1206	0.038	N	0.962	Y
59514	229	0.026	N	0.974	Y
59515	1062	0.022	N	0.978	Y
59525	9	0.222	Y	0.778	Y
59812	396	0.058	N	0.942	Y
59820	319	0.100	Y	0.900	Y
59821	14	0.000	N	1.000	Y
59830	2	0.000	N	1.000	Y
59840	323	0.402	Y	0.598	Y
59841	170	0.300	Y	0.700	Y
59850	17	0.059	N	0.941	Y
59851	25	0.000	N	1.000	Y
59852	1	0.000	N	1.000	Y
59855	.	.	N/A	.	N/A
59856	.	.	N/A	.	N/A
59857	.	.	N/A	.	N/A
59870	2	0.000	N	1.000	Y
60000	159	0.767	Y	0.233	Y
60001	.	.	N/A	.	N/A
60100	13930	0.694	Y	0.306	Y
60200	1537	0.021	N	0.979	Y
60210	.	.	N/A	.	N/A
60212	.	.	N/A	.	N/A
60220	6300	0.010	N	0.990	Y
60225	2024	0.010	N	0.990	Y
60240	2925	0.006	N	0.994	Y
60252	738	0.012	N	0.988	Y
60254	222	0.005	N	0.995	Y
60260	152	0.000	N	1.000	Y
60270	194	0.010	N	0.990	Y
60271	.	.	N/A	.	N/A
60280	436	0.025	N	0.975	Y
60281	18	0.278	Y	0.722	Y
60500	9308	0.005	N	0.995	Y
60502	329	0.006	N	0.994	Y
60505	172	0.012	N	0.988	Y
60512	.	.	N/A	.	N/A
60520	457	0.007	N	0.993	Y
60521	.	.	N/A	.	N/A
60522	.	.	N/A	.	N/A
60540	1354	0.012	N	0.988	Y
60545	310	0.010	N	0.990	Y
60600	132	0.015	N	0.985	Y
60605	47	0.064	N	0.936	Y
61000	1107	0.958	Y	0.042	N
61001	39	0.179	Y	0.821	Y
61020	484	0.118	Y	0.882	Y
61026	514	0.411	Y	0.589	Y
61050	199	0.141	Y	0.859	Y
61055	3674	0.097	N	0.903	Y
61070	3828	0.552	Y	0.448	Y
61105	238	0.004	N	0.996	Y
61106	104	0.010	N	0.990	Y
61107	2737	0.004	N	0.996	Y
61108	780	0.013	N	0.987	Y
61120	161	0.000	N	1.000	Y
61130	109	0.009	N	0.991	Y
61140	511	0.002	N	0.998	Y
61150	154	0.019	N	0.981	Y
61151	56	0.000	N	1.000	Y
61154	6919	0.005	N	0.995	Y
61156	195	0.015	N	0.985	Y
61210	2413	0.012	N	0.988	Y
61215	360	0.003	N	0.997	Y
61250	47	0.021	N	0.979	Y
61253	27	0.000	N	1.000	Y
61304	450	0.004	N	0.996	Y
61305	85	0.000	N	1.000	Y
61312	7720	0.004	N	0.996	Y

Expected Sites for Resource Profiling

PROCCODE	VOL94	PCT_IN	EXP_IN	PCT_OUT	EXP_OUT
61313	2586	0.004	N	0.996	Y
61314	643	0.011	N	0.989	Y
61315	730	0.004	N	0.996	Y
61320	184	0.038	N	0.962	Y
61321	29	0.034	N	0.966	Y
61330	44	0.000	N	1.000	Y
61332	47	0.000	N	1.000	Y
61333	77	0.039	N	0.961	Y
61334	11	0.091	N	0.909	Y
61340	84	0.012	N	0.988	Y
61343	250	0.004	N	0.996	Y
61345	68	0.000	N	1.000	Y
61440	2	0.000	N	1.000	Y
61450	74	0.041	N	0.959	Y
61458	811	0.002	N	0.998	Y
61460	229	0.013	N	0.987	Y
61470	9	0.000	N	1.000	Y
61480	1	1.000	Y	0.000	N
61490	35	0.000	N	1.000	Y
61500	513	0.021	N	0.979	Y
61501	93	0.075	N	0.925	Y
61510	6610	0.006	N	0.994	Y
61512	3539	0.005	N	0.995	Y
61514	128	0.008	N	0.992	Y
61516	181	0.000	N	1.000	Y
61518	1554	0.005	N	0.995	Y
61519	1267	0.002	N	0.998	Y
61520	678	0.003	N	0.997	Y
61521	149	0.000	N	1.000	Y
61522	32	0.000	N	1.000	Y
61524	66	0.015	N	0.985	Y
61526	250	0.004	N	0.996	Y
61530	134	0.015	N	0.985	Y
61531	51	0.039	N	0.961	Y
61533	89	0.011	N	0.989	Y
61534	38	0.000	N	1.000	Y
61535	49	0.020	N	0.980	Y
61536	38	0.000	N	1.000	Y
61538	235	0.004	N	0.996	Y
61539	75	0.000	N	1.000	Y
61541	35	0.029	N	0.971	Y
61542	1	0.000	N	1.000	Y
61543	19	0.000	N	1.000	Y
61544	1	0.000	N	1.000	Y
61545	48	0.000	N	1.000	Y
61546	151	0.000	N	1.000	Y
61548	1777	0.008	N	0.992	Y
61550	7	0.429	Y	0.571	Y
61552	2	0.000	N	1.000	Y
61556	2	0.000	N	1.000	Y
61557	3	0.000	N	1.000	Y
61558	.	.	N/A	.	N/A
61559	1	0.000	N	1.000	Y
61563	18	0.000	N	1.000	Y
61564	5	0.000	N	1.000	Y
61570	39	0.000	N	1.000	Y
61571	61	0.016	N	0.984	Y
61575	141	0.085	N	0.915	Y
61576	17	0.000	N	1.000	Y
61580	59	0.000	N	1.000	Y
61581	48	0.000	N	1.000	Y
61582	48	0.000	N	1.000	Y
61583	101	0.000	N	1.000	Y
61584	79	0.000	N	1.000	Y
61585	23	0.000	N	1.000	Y
61590	60	0.017	N	0.983	Y
61591	48	0.000	N	1.000	Y
61592	108	0.000	N	1.000	Y
61595	86	0.012	N	0.988	Y
61596	41	0.000	N	1.000	Y

Expected Sites for Resource Profiling

PROCCODE	VOL94	PCT_IN	EXP_IN	PCT_OUT	EXP_OUT
61597	57	0.000	N	1.000	Y
61598	32	0.031	N	0.969	Y
61600	95	0.042	N	0.958	Y
61601	137	0.000	N	1.000	Y
61605	85	0.000	N	1.000	Y
61606	26	0.000	N	1.000	Y
61607	45	0.000	N	1.000	Y
61608	95	0.000	N	1.000	Y
61609	2	0.000	N	1.000	Y
61610	15	0.400	Y	0.600	Y
61611	3	0.333	Y	0.667	Y
61612	9	0.556	Y	0.444	Y
61613	13	0.000	N	1.000	Y
61615	62	0.000	N	1.000	Y
61616	112	0.009	N	0.991	Y
61618	192	0.000	N	1.000	Y
61619	64	0.000	N	1.000	Y
61624	712	0.013	N	0.987	Y
61626	531	0.015	N	0.985	Y
61680	108	0.000	N	1.000	Y
61682	203	0.005	N	0.995	Y
61684	11	0.000	N	1.000	Y
61686	63	0.016	N	0.984	Y
61690	13	0.000	N	1.000	Y
61692	23	0.000	N	1.000	Y
61700	3725	0.006	N	0.994	Y
61702	316	0.003	N	0.997	Y
61703	34	0.000	N	1.000	Y
61705	88	0.011	N	0.989	Y
61708	41	0.024	N	0.976	Y
61710	239	0.146	Y	0.854	Y
61711	55	0.000	N	1.000	Y
61712	21756	0.005	N	0.995	Y
61720	433	0.014	N	0.986	Y
61735	30	0.000	N	1.000	Y
61750	800	0.006	N	0.994	Y
61751	2586	0.003	N	0.997	Y
61760	80	0.025	N	0.975	Y
61770	106	0.009	N	0.991	Y
61790	1959	0.119	Y	0.881	Y
61791	159	0.006	N	0.994	Y
61793	1754	0.009	N	0.991	Y
61795	685	0.003	N	0.997	Y
61850	4	0.000	N	1.000	Y
61855	8	0.250	Y	0.750	Y
61860	3	0.000	N	1.000	Y
61865	1	1.000	Y	0.000	N
61870	1	0.000	N	1.000	Y
61875	.	.	N/A	.	N/A
61880	21	0.000	N	1.000	Y
61885	16	0.000	N	1.000	Y
61888	22	0.091	N	0.909	Y
62000	98	0.449	Y	0.551	Y
62005	28	0.000	N	1.000	Y
62010	227	0.009	N	0.991	Y
62100	322	0.003	N	0.997	Y
62115	.	.	N/A	.	N/A
62116	.	.	N/A	.	N/A
62117	2	0.000	N	1.000	Y
62120	15	0.067	N	0.933	Y
62121	15	0.000	N	1.000	Y
62140	514	0.006	N	0.994	Y
62141	505	0.008	N	0.992	Y
62142	207	0.005	N	0.995	Y
62143	141	0.007	N	0.993	Y
62145	67	0.000	N	1.000	Y
62146	72	0.000	N	1.000	Y
62147	40	0.000	N	1.000	Y
62180	78	0.000	N	1.000	Y
62190	142	0.021	N	0.979	Y

Expected Sites for Resource Profiling

PROCCODE	VOL94	PCT_IN	EXP_IN	PCT_OUT	EXP_OUT
62192	504	0.000	N	1.000	Y
62194	176	0.142	Y	0.858	Y
62200	122	0.025	N	0.975	Y
62201	30	0.000	N	1.000	Y
62220	372	0.005	N	0.995	Y
62223	6067	0.003	N	0.997	Y
62225	334	0.054	N	0.946	Y
62230	1657	0.012	N	0.988	Y
62256	443	0.011	N	0.989	Y
62258	439	0.007	N	0.993	Y
62268	97	0.062	N	0.938	Y
62269	285	0.091	N	0.909	Y
62270	71901	0.103	Y	0.897	Y
62272	3500	0.072	N	0.928	Y
62273	3481	0.132	Y	0.868	Y
62274	28214	0.093	N	0.907	Y
62275	15945	0.099	N	0.901	Y
62276	1545	0.112	Y	0.888	Y
62277	1635	0.226	Y	0.774	Y
62278	172805	0.124	Y	0.876	Y
62279	138040	0.012	N	0.988	Y
62280	336	0.182	Y	0.818	Y
62281	1133	0.246	Y	0.754	Y
62282	7675	0.350	Y	0.650	Y
62284	92514	0.068	N	0.932	Y
62287	447	0.047	N	0.953	Y
62288	6853	0.127	Y	0.873	Y
62289	269481	0.121	Y	0.879	Y
62290	4428	0.191	Y	0.809	Y
62291	921	0.206	Y	0.794	Y
62292	81	0.185	Y	0.815	Y
62294	25	0.040	N	0.960	Y
62298	16383	0.157	Y	0.843	Y
63001	768	0.013	N	0.987	Y
63003	252	0.004	N	0.996	Y
63005	4347	0.008	N	0.992	Y
63011	67	0.015	N	0.985	Y
63012	1212	0.006	N	0.994	Y
63015	1841	0.008	N	0.992	Y
63016	279	0.011	N	0.989	Y
63017	4589	0.007	N	0.993	Y
63020	2069	0.011	N	0.989	Y
63030	34742	0.007	N	0.993	Y
63035	14424	0.006	N	0.994	Y
63040	346	0.009	N	0.991	Y
63042	10194	0.006	N	0.994	Y
63045	3775	0.007	N	0.993	Y
63046	798	0.006	N	0.994	Y
63047	51452	0.006	N	0.994	Y
63048	71183	0.005	N	0.995	Y
63055	347	0.000	N	1.000	Y
63056	607	0.008	N	0.992	Y
63057	198	0.000	N	1.000	Y
63064	165	0.006	N	0.994	Y
63066	62	0.000	N	1.000	Y
63075	10853	0.007	N	0.993	Y
63076	5187	0.007	N	0.993	Y
63077	201	0.020	N	0.980	Y
63078	170	0.012	N	0.988	Y
63081	2361	0.006	N	0.994	Y
63082	1752	0.006	N	0.994	Y
63085	538	0.002	N	0.998	Y
63086	270	0.007	N	0.993	Y
63087	444	0.005	N	0.995	Y
63088	156	0.006	N	0.994	Y
63090	566	0.007	N	0.993	Y
63091	173	0.006	N	0.994	Y
63170	106	0.151	Y	0.849	Y
63172	182	0.005	N	0.995	Y
63173	41	0.024	N	0.976	Y

Expected Sites for Resource Profiling

PROCCODE	VOL94	PCT_IN	EXP_IN	PCT_OUT	EXP_OUT
63180	7	0.286	Y	0.714	Y
63182	8	0.000	N	1.000	Y
63185	128	0.102	Y	0.898	Y
63190	73	0.041	N	0.959	Y
63191	1	0.000	N	1.000	Y
63194	14	0.000	N	1.000	Y
63195	24	0.000	N	1.000	Y
63196	2	0.000	N	1.000	Y
63197	11	0.000	N	1.000	Y
63198	1	0.000	N	1.000	Y
63199	2	0.000	N	1.000	Y
63200	67	0.015	N	0.985	Y
63250	9	0.000	N	1.000	Y
63251	31	0.000	N	1.000	Y
63252	24	0.000	N	1.000	Y
63265	179	0.006	N	0.994	Y
63266	256	0.000	N	1.000	Y
63267	919	0.000	N	1.000	Y
63268	30	0.033	N	0.967	Y
63270	65	0.000	N	1.000	Y
63271	122	0.008	N	0.992	Y
63272	205	0.010	N	0.990	Y
63273	16	0.063	N	0.938	Y
63275	226	0.004	N	0.996	Y
63276	1076	0.001	N	0.999	Y
63277	603	0.005	N	0.995	Y
63278	83	0.000	N	1.000	Y
63280	212	0.005	N	0.995	Y
63281	547	0.004	N	0.996	Y
63282	288	0.000	N	1.000	Y
63283	24	0.000	N	1.000	Y
63285	98	0.000	N	1.000	Y
63286	141	0.000	N	1.000	Y
63287	79	0.000	N	1.000	Y
63290	77	0.000	N	1.000	Y
63300	122	0.000	N	1.000	Y
63301	95	0.011	N	0.989	Y
63302	34	0.000	N	1.000	Y
63303	66	0.000	N	1.000	Y
63304	16	0.000	N	1.000	Y
63305	21	0.000	N	1.000	Y
63306	6	0.000	N	1.000	Y
63307	22	0.136	Y	0.864	Y
63308	138	0.000	N	1.000	Y
63600	374	0.412	Y	0.588	Y
63610	50	0.020	N	0.980	Y
63615	11	0.273	Y	0.727	Y
63650	1885	0.048	N	0.952	Y
63655	487	0.010	N	0.990	Y
63660	922	0.090	N	0.910	Y
63685	1169	0.005	N	0.995	Y
63688	647	0.015	N	0.985	Y
63690	702	0.679	Y	0.321	Y
63691	3066	0.671	Y	0.329	Y
63700	20	0.000	N	1.000	Y
63702	9	0.111	Y	0.889	Y
63704	1	0.000	N	1.000	Y
63706	6	0.000	N	1.000	Y
63707	992	0.010	N	0.990	Y
63709	714	0.010	N	0.990	Y
63710	383	0.003	N	0.997	Y
63740	319	0.000	N	1.000	Y
63741	357	0.006	N	0.994	Y
63744	173	0.029	N	0.971	Y
63746	158	0.038	N	0.962	Y
63750	460	0.002	N	0.998	Y
63780	9376	0.015	N	0.985	Y
64400	11034	0.623	Y	0.377	Y
64402	3953	0.301	Y	0.699	Y
64405	18755	0.626	Y	0.374	Y

Expected Sites for Resource Profiling

PROCCODE	VOL94	PCT_IN	EXP_IN	PCT_OUT	EXP_OUT
64408	121	0.777	Y	0.223	Y
64410	168	0.125	Y	0.875	Y
64412	1206	0.648	Y	0.352	Y
64413	3814	0.615	Y	0.385	Y
64415	5724	0.166	Y	0.834	Y
64417	1713	0.158	Y	0.842	Y
64418	5831	0.696	Y	0.304	Y
64420	10227	0.497	Y	0.503	Y
64421	19521	0.273	Y	0.727	Y
64425	4961	0.389	Y	0.611	Y
64430	604	0.387	Y	0.613	Y
64435	2866	0.827	Y	0.173	Y
64440	37716	0.760	Y	0.240	Y
64441	29013	0.733	Y	0.267	Y
64442	48299	0.408	Y	0.592	Y
64443	61426	0.252	Y	0.748	Y
64445	12554	0.815	Y	0.185	Y
64450	107624	0.752	Y	0.248	Y
64505	4839	0.894	Y	0.106	Y
64508	33	0.697	Y	0.303	Y
64510	17533	0.167	Y	0.833	Y
64520	15285	0.326	Y	0.674	Y
64530	1672	0.157	Y	0.843	Y
64550	192648	0.919	Y	0.081	N
64553	194	0.974	Y	0.026	N
64555	2402	0.923	Y	0.077	N
64560	131	0.954	Y	0.046	N
64565	3220	0.905	Y	0.095	N
64573	5	0.000	N	1.000	Y
64575	26	0.077	N	0.923	Y
64577	1	0.000	N	1.000	Y
64580	6	0.000	N	1.000	Y
64585	31	0.355	Y	0.645	Y
64590	35	0.029	N	0.971	Y
64595	44	0.045	N	0.955	Y
64600	654	0.416	Y	0.584	Y
64605	242	0.174	Y	0.826	Y
64610	523	0.017	N	0.983	Y
64612	22084	0.859	Y	0.141	Y
64613	6732	0.784	Y	0.216	Y
64620	1419	0.178	Y	0.822	Y
64622	2877	0.215	Y	0.785	Y
64623	5915	0.142	Y	0.858	Y
64630	34	0.412	Y	0.588	Y
64640	4796	0.480	Y	0.520	Y
64680	1744	0.037	N	0.963	Y
64702	910	0.051	N	0.949	Y
64704	1596	0.115	Y	0.885	Y
64708	1680	0.029	N	0.971	Y
64712	362	0.036	N	0.964	Y
64713	207	0.005	N	0.995	Y
64714	513	0.031	N	0.969	Y
64716	188	0.128	Y	0.872	Y
64718	6390	0.014	N	0.986	Y
64719	3978	0.024	N	0.976	Y
64721	81072	0.024	N	0.976	Y
64722	2214	0.028	N	0.972	Y
64726	136	0.243	Y	0.757	Y
64727	3064	0.023	N	0.977	Y
64732	87	0.103	Y	0.897	Y
64734	127	0.244	Y	0.756	Y
64736	64	0.688	Y	0.313	Y
64738	64	0.297	Y	0.703	Y
64740	17	0.059	N	0.941	Y
64742	63	0.095	N	0.905	Y
64744	108	0.083	N	0.917	Y
64746	8	0.125	Y	0.875	Y
64752	35	0.000	N	1.000	Y
64755	83	0.000	N	1.000	Y
64760	269	0.089	N	0.911	Y

Expected Sites for Resource Profiling

PROCCODE	VOL94	PCT_IN	EXP_IN	PCT_OUT	EXP_OUT
64761	10	0.200	Y	0.800	Y
64763	17	0.059	N	0.941	Y
64766	11	0.000	N	1.000	Y
64771	40	0.125	Y	0.875	Y
64772	195	0.021	N	0.979	Y
64774	494	0.126	Y	0.874	Y
64776	267	0.169	Y	0.831	Y
64778	20	0.150	Y	0.850	Y
64782	1366	0.239	Y	0.761	Y
64783	49	0.163	Y	0.837	Y
64784	445	0.045	N	0.955	Y
64786	67	0.000	N	1.000	Y
64787	192	0.047	N	0.953	Y
64788	319	0.207	Y	0.793	Y
64790	176	0.097	N	0.903	Y
64792	116	0.034	N	0.966	Y
64795	2126	0.116	Y	0.884	Y
64802	36	0.000	N	1.000	Y
64804	112	0.000	N	1.000	Y
64809	36	0.000	N	1.000	Y
64818	1865	0.008	N	0.992	Y
64820	.	.	N/A	.	N/A
64830	1264	0.009	N	0.991	Y
64831	1439	0.033	N	0.967	Y
64832	341	0.018	N	0.982	Y
64834	233	0.052	N	0.948	Y
64835	69	0.000	N	1.000	Y
64836	87	0.023	N	0.977	Y
64837	15	0.133	Y	0.867	Y
64840	6	0.333	Y	0.667	Y
64856	187	0.021	N	0.979	Y
64857	106	0.000	N	1.000	Y
64858	1	0.000	N	1.000	Y
64859	15	0.067	N	0.933	Y
64861	4	0.000	N	1.000	Y
64862	11	0.273	Y	0.727	Y
64864	143	0.021	N	0.979	Y
64865	23	0.130	Y	0.870	Y
64866	11	0.000	N	1.000	Y
64868	47	0.000	N	1.000	Y
64870	4	0.500	Y	0.500	Y
64872	22	0.000	N	1.000	Y
64874	14	0.000	N	1.000	Y
64876	.	.	N/A	.	N/A
64885	73	0.027	N	0.973	Y
64886	78	0.000	N	1.000	Y
64890	55	0.000	N	1.000	Y
64891	7	0.000	N	1.000	Y
64892	21	0.000	N	1.000	Y
64893	15	0.000	N	1.000	Y
64895	15	0.000	N	1.000	Y
64896	14	0.000	N	1.000	Y
64897	8	0.000	N	1.000	Y
64898	25	0.000	N	1.000	Y
64901	26	0.000	N	1.000	Y
64902	21	0.000	N	1.000	Y
64905	.	.	N/A	.	N/A
64907	2	0.000	N	1.000	Y
65091	174	0.017	N	0.983	Y
65093	639	0.025	N	0.975	Y
65101	322	0.034	N	0.966	Y
65103	748	0.028	N	0.972	Y
65105	1335	0.022	N	0.978	Y
65110	136	0.015	N	0.985	Y
65112	53	0.019	N	0.981	Y
65114	17	0.000	N	1.000	Y
65125	99	0.192	Y	0.808	Y
65130	82	0.037	N	0.963	Y
65135	44	0.000	N	1.000	Y
65140	65	0.046	N	0.954	Y

Expected Sites for Resource Profiling

PROCCODE	VOL94	PCT_IN	EXP_IN	PCT_OUT	EXP_OUT
65150	123	0.073	N	0.927	Y
65155	179	0.022	N	0.978	Y
65175	296	0.071	N	0.929	Y
65205	13388	0.860	Y	0.140	Y
65210	15815	0.964	Y	0.036	N
65220	3130	0.549	Y	0.451	Y
65222	27911	0.933	Y	0.067	N
65235	221	0.226	Y	0.774	Y
65260	30	0.067	N	0.933	Y
65265	427	0.033	N	0.967	Y
65270	211	0.469	Y	0.531	Y
65272	89	0.393	Y	0.607	Y
65273	35	0.114	Y	0.886	Y
65275	431	0.480	Y	0.520	Y
65280	280	0.107	Y	0.893	Y
65285	1375	0.049	N	0.951	Y
65286	446	0.574	Y	0.426	Y
65290	146	0.212	Y	0.788	Y
65400	2762	0.307	Y	0.693	Y
65410	228	0.421	Y	0.579	Y
65420	10782	0.220	Y	0.780	Y
65426	4188	0.179	Y	0.821	Y
65430	4364	0.878	Y	0.122	Y
65435	3654	0.868	Y	0.132	Y
65436	773	0.495	Y	0.505	Y
65450	715	0.452	Y	0.548	Y
65600	382	0.880	Y	0.120	Y
65710	936	0.041	N	0.959	Y
65730	10966	0.058	N	0.942	Y
65750	4596	0.017	N	0.983	Y
65755	15192	0.024	N	0.976	Y
65770	75	0.027	N	0.973	Y
65772	7104	0.529	Y	0.471	Y
65775	274	0.263	Y	0.737	Y
65800	1383	0.338	Y	0.662	Y
65805	2355	0.591	Y	0.409	Y
65810	1410	0.052	N	0.948	Y
65815	741	0.163	Y	0.837	Y
65820	86	0.372	Y	0.628	Y
65850	2308	0.169	Y	0.831	Y
65855	175502	0.673	Y	0.327	Y
65860	1552	0.628	Y	0.372	Y
65865	2378	0.116	Y	0.884	Y
65870	1666	0.068	N	0.932	Y
65875	4753	0.048	N	0.952	Y
65880	156	0.141	Y	0.859	Y
65900	161	0.099	N	0.901	Y
65920	4032	0.036	N	0.964	Y
65930	595	0.084	N	0.916	Y
66020	2137	0.305	Y	0.695	Y
66030	883	0.545	Y	0.455	Y
66130	295	0.163	Y	0.837	Y
66150	1783	0.149	Y	0.851	Y
66155	2371	0.025	N	0.975	Y
66160	3331	0.016	N	0.984	Y
66165	44	0.023	N	0.977	Y
66170	75596	0.041	N	0.959	Y
66172	10983	0.042	N	0.958	Y
66180	2727	0.023	N	0.977	Y
66185	446	0.092	N	0.908	Y
66220	24	0.167	Y	0.833	Y
66225	368	0.022	N	0.978	Y
66250	13835	0.327	Y	0.673	Y
66500	1003	0.023	N	0.977	Y
66505	48	0.458	Y	0.542	Y
66600	732	0.060	N	0.940	Y
66605	60	0.100	Y	0.900	Y
66625	6489	0.348	Y	0.652	Y
66630	708	0.079	N	0.921	Y
66635	1091	0.151	Y	0.849	Y

Expected Sites for Resource Profiling

PROCCODE	VOL94	PCT_IN	EXP_IN	PCT_OUT	EXP_OUT
66680	3165	0.086	N	0.914	Y
66682	2191	0.039	N	0.961	Y
66700	179	0.425	Y	0.575	Y
66710	2929	0.201	Y	0.799	Y
66720	3291	0.351	Y	0.649	Y
66740	1100	0.035	N	0.965	Y
66761	73677	0.644	Y	0.356	Y
66762	7082	0.542	Y	0.458	Y
66770	394	0.508	Y	0.492	Y
66820	1720	0.453	Y	0.547	Y
66821	898887	0.368	Y	0.632	Y
66825	2821	0.090	N	0.910	Y
66830	3901	0.419	Y	0.581	Y
66840	1532	0.069	N	0.931	Y
66850	4599	0.050	N	0.950	Y
66852	1793	0.018	N	0.982	Y
66920	482	0.199	Y	0.801	Y
66930	363	0.036	N	0.964	Y
66940	2529	0.055	N	0.945	Y
66983	10703	0.516	Y	0.484	Y
66984	2896069	0.245	Y	0.755	Y
66985	26818	0.133	Y	0.867	Y
66986	10823	0.023	N	0.977	Y
67005	5557	0.026	N	0.974	Y
67010	27744	0.033	N	0.967	Y
67015	2403	0.074	N	0.926	Y
67025	2756	0.239	Y	0.761	Y
67028	2327	0.526	Y	0.474	Y
67030	608	0.059	N	0.941	Y
67031	6340	0.588	Y	0.412	Y
67036	22089	0.027	N	0.973	Y
67038	26419	0.031	N	0.969	Y
67039	3496	0.009	N	0.991	Y
67040	11680	0.050	N	0.950	Y
67101	2227	0.550	Y	0.450	Y
67105	6261	0.705	Y	0.295	Y
67107	17032	0.039	N	0.961	Y
67108	10862	0.047	N	0.953	Y
67109	732	0.239	Y	0.761	Y
67110	2950	0.473	Y	0.527	Y
67112	917	0.239	Y	0.761	Y
67115	220	0.086	N	0.914	Y
67120	1060	0.143	Y	0.857	Y
67121	475	0.048	N	0.952	Y
67141	6888	0.550	Y	0.450	Y
67145	18453	0.793	Y	0.207	Y
67208	2006	0.636	Y	0.364	Y
67210	161905	0.857	Y	0.143	Y
67218	419	0.067	N	0.933	Y
67227	4432	0.334	Y	0.666	Y
67228	121377	0.810	Y	0.190	Y
67250	71	0.099	N	0.901	Y
67255	1316	0.027	N	0.973	Y
67311	2043	0.016	N	0.984	Y
67312	2374	0.021	N	0.979	Y
67314	1227	0.014	N	0.986	Y
67316	239	0.033	N	0.967	Y
67318	150	0.013	N	0.987	Y
67320	242	0.033	N	0.967	Y
67331	192	0.021	N	0.979	Y
67332	744	0.015	N	0.985	Y
67334	33	0.030	N	0.970	Y
67335	1243	0.043	N	0.957	Y
67340	62	0.032	N	0.968	Y
67343	78	0.038	N	0.962	Y
67345	1312	0.889	Y	0.111	Y
67350	21	0.095	N	0.905	Y
67400	1102	0.044	N	0.956	Y
67405	115	0.070	N	0.930	Y
67412	1050	0.049	N	0.951	Y

Expected Sites for Resource Profiling

PROCCODE	VOL94	PCT_IN	EXP_IN	PCT_OUT	EXP_OUT
67413	79	0.114	Y	0.886	Y
67414	160	0.000	N	1.000	Y
67415	89	0.506	Y	0.494	Y
67420	231	0.087	N	0.913	Y
67430	8	0.000	N	1.000	Y
67440	65	0.015	N	0.985	Y
67445	104	0.019	N	0.981	Y
67450	160	0.025	N	0.975	Y
67500	29186	0.198	Y	0.802	Y
67505	1075	0.764	Y	0.236	Y
67515	26475	0.812	Y	0.188	Y
67550	177	0.085	N	0.915	Y
67560	124	0.137	Y	0.863	Y
67570	508	0.016	N	0.984	Y
67700	4997	0.966	Y	0.034	N
67710	956	0.689	Y	0.311	Y
67715	1266	0.064	N	0.936	Y
67800	31422	0.929	Y	0.071	N
67801	6039	0.914	Y	0.086	N
67805	1207	0.874	Y	0.126	Y
67808	376	0.109	Y	0.891	Y
67810	15186	0.904	Y	0.096	N
67820	115482	0.981	Y	0.019	N
67825	12438	0.877	Y	0.123	Y
67830	779	0.401	Y	0.599	Y
67835	189	0.058	N	0.942	Y
67840	36078	0.842	Y	0.158	Y
67850	3002	0.936	Y	0.064	N
67875	2196	0.440	Y	0.560	Y
67880	5020	0.337	Y	0.663	Y
67882	990	0.240	Y	0.760	Y
67900	2399	0.171	Y	0.829	Y
67901	1486	0.087	N	0.913	Y
67902	261	0.096	N	0.904	Y
67903	2670	0.169	Y	0.831	Y
67904	30707	0.098	N	0.902	Y
67906	28	0.393	Y	0.607	Y
67908	4969	0.154	Y	0.846	Y
67909	412	0.306	Y	0.694	Y
67911	2494	0.068	N	0.932	Y
67914	3105	0.233	Y	0.767	Y
67915	692	0.874	Y	0.126	Y
67916	4963	0.189	Y	0.811	Y
67917	15261	0.145	Y	0.855	Y
67921	8157	0.498	Y	0.502	Y
67922	716	0.869	Y	0.131	Y
67923	6441	0.204	Y	0.796	Y
67924	11050	0.140	Y	0.860	Y
67930	315	0.460	Y	0.540	Y
67935	560	0.232	Y	0.768	Y
67938	1541	0.906	Y	0.094	N
67950	8053	0.093	N	0.907	Y
67961	8895	0.174	Y	0.826	Y
67966	6907	0.084	N	0.916	Y
67971	1123	0.069	N	0.931	Y
67973	797	0.034	N	0.966	Y
67974	317	0.025	N	0.975	Y
67975	721	0.265	Y	0.735	Y
68020	2059	0.953	Y	0.047	N
68040	469	0.981	Y	0.019	N
68100	1214	0.609	Y	0.391	Y
68110	2797	0.635	Y	0.365	Y
68115	1097	0.433	Y	0.567	Y
68130	377	0.172	Y	0.828	Y
68135	635	0.710	Y	0.290	Y
68200	26112	0.801	Y	0.199	Y
68320	3072	0.118	Y	0.882	Y
68325	170	0.041	N	0.959	Y
68326	725	0.052	N	0.948	Y
68328	210	0.038	N	0.962	Y

Expected Sites for Resource Profiling

PROCCODE	VOL94	PCT_IN	EXP_IN	PCT_OUT	EXP_OUT
68330	234	0.137	Y	0.863	Y
68335	172	0.047	N	0.953	Y
68340	81	0.407	Y	0.593	Y
68360	537	0.250	Y	0.750	Y
68362	1079	0.053	N	0.947	Y
68400	234	0.897	Y	0.103	Y
68420	727	0.817	Y	0.183	Y
68440	6852	0.708	Y	0.292	Y
68500	13	0.462	Y	0.538	Y
68505	47	0.468	Y	0.532	Y
68510	83	0.157	Y	0.843	Y
68520	243	0.115	Y	0.885	Y
68525	183	0.049	N	0.951	Y
68530	407	0.744	Y	0.256	Y
68540	75	0.080	N	0.920	Y
68550	6	0.000	N	1.000	Y
68700	2381	0.205	Y	0.795	Y
68705	1365	0.612	Y	0.388	Y
68720	6867	0.031	N	0.969	Y
68745	54	0.056	N	0.944	Y
68750	1603	0.057	N	0.943	Y
68760	17468	0.908	Y	0.092	N
68761	61625	0.974	Y	0.026	N
68770	105	0.467	Y	0.533	Y
68800	32927	0.973	Y	0.027	N
68820	24677	0.971	Y	0.029	N
68825	676	0.312	Y	0.688	Y
68830	4771	0.555	Y	0.445	Y
68840	15289	0.966	Y	0.034	N
68850	381	0.315	Y	0.685	Y
69000	1885	0.912	Y	0.088	N
69005	670	0.681	Y	0.319	Y
69020	1240	0.953	Y	0.047	N
69100	13930	0.965	Y	0.035	N
69105	1108	0.826	Y	0.174	Y
69110	2439	0.456	Y	0.544	Y
69120	283	0.279	Y	0.721	Y
69140	208	0.120	Y	0.880	Y
69145	1443	0.441	Y	0.559	Y
69150	313	0.048	N	0.952	Y
69155	31	0.032	N	0.968	Y
69200	18068	0.831	Y	0.169	Y
69205	403	0.323	Y	0.677	Y
69210	694669	0.959	Y	0.041	N
69220	25725	0.976	Y	0.024	N
69222	4036	0.935	Y	0.065	N
69300	5	0.000	N	1.000	Y
69310	759	0.095	N	0.905	Y
69320	73	0.137	Y	0.863	Y
69400	3708	0.998	Y	0.002	N
69401	2675	0.998	Y	0.002	N
69405	148	0.932	Y	0.068	N
69410	109	0.899	Y	0.101	Y
69420	12932	0.943	Y	0.057	N
69421	651	0.252	Y	0.748	Y
69424	1088	0.646	Y	0.354	Y
69433	34021	0.916	Y	0.084	N
69436	8697	0.155	Y	0.845	Y
69440	876	0.091	N	0.909	Y
69450	144	0.160	Y	0.840	Y
69501	97	0.041	N	0.959	Y
69502	276	0.022	N	0.978	Y
69505	265	0.026	N	0.974	Y
69511	230	0.022	N	0.978	Y
69530	32	0.125	Y	0.875	Y
69535	173	0.000	N	1.000	Y
69540	720	0.821	Y	0.179	Y
69550	92	0.098	N	0.902	Y
69552	43	0.023	N	0.977	Y
69554	17	0.000	N	1.000	Y

Expected Sites for Resource Profiling

PROCCODE	VOL94	PCT_IN	EXP_IN	PCT_OUT	EXP_OUT
69601	86	0.023	N	0.977	Y
69602	114	0.009	N	0.991	Y
69603	109	0.037	N	0.963	Y
69604	93	0.022	N	0.978	Y
69605	5	0.000	N	1.000	Y
69610	3078	0.868	Y	0.132	Y
69620	532	0.303	Y	0.697	Y
69631	3395	0.022	N	0.978	Y
69632	860	0.007	N	0.993	Y
69633	702	0.021	N	0.979	Y
69635	362	0.030	N	0.970	Y
69636	196	0.036	N	0.964	Y
69637	135	0.022	N	0.978	Y
69641	1112	0.014	N	0.986	Y
69642	427	0.014	N	0.986	Y
69643	398	0.010	N	0.990	Y
69644	337	0.024	N	0.976	Y
69645	286	0.014	N	0.986	Y
69646	184	0.022	N	0.978	Y
69650	99	0.030	N	0.970	Y
69660	1324	0.023	N	0.977	Y
69661	164	0.012	N	0.988	Y
69662	335	0.003	N	0.997	Y
69666	256	0.008	N	0.992	Y
69667	198	0.005	N	0.995	Y
69670	76	0.053	N	0.947	Y
69676	25	0.000	N	1.000	Y
69700	23	0.087	N	0.913	Y
69711	17	0.824	Y	0.176	Y
69720	111	0.054	N	0.946	Y
69725	14	0.000	N	1.000	Y
69740	24	0.083	N	0.917	Y
69745	9	0.000	N	1.000	Y
69801	305	0.026	N	0.974	Y
69802	12	0.000	N	1.000	Y
69805	39	0.000	N	1.000	Y
69806	380	0.008	N	0.992	Y
69820	11	0.455	Y	0.545	Y
69840	6	0.333	Y	0.667	Y
69905	98	0.010	N	0.990	Y
69910	201	0.040	N	0.960	Y
69915	56	0.036	N	0.964	Y
69930	163	0.092	N	0.908	Y
69950	25	0.040	N	0.960	Y
69955	19	0.000	N	1.000	Y
69960	23	0.000	N	1.000	Y
69970	61	0.049	N	0.951	Y
70010	351	0.103	Y	0.897	Y
70015	442	0.299	Y	0.701	Y
70030	9726	0.227	Y	0.773	Y
70100	9071	0.273	Y	0.727	Y
70110	26284	0.141	Y	0.859	Y
70120	2253	0.731	Y	0.269	Y
70130	5618	0.521	Y	0.479	Y
70134	1321	0.818	Y	0.182	Y
70140	14622	0.270	Y	0.730	Y
70150	71837	0.106	Y	0.894	Y
70160	61444	0.114	Y	0.886	Y
70170	516	0.359	Y	0.641	Y
70190	1150	0.223	Y	0.777	Y
70200	41006	0.117	Y	0.883	Y
70210	137636	0.812	Y	0.188	Y
70220	379981	0.489	Y	0.511	Y
70240	1817	0.438	Y	0.562	Y
70250	92764	0.221	Y	0.779	Y
70260	169833	0.146	Y	0.854	Y
70300	3044	0.869	Y	0.131	Y
70310	1556	0.776	Y	0.224	Y
70320	4612	0.638	Y	0.362	Y
70328	1265	0.554	Y	0.446	Y

Expected Sites for Resource Profiling

PROCCODE	VOL94	PCT_IN	EXP_IN	PCT_OUT	EXP_OUT
70330	9674	0.526	Y	0.474	Y
70332	358	0.349	Y	0.651	Y
70336	2055	0.498	Y	0.502	Y
70350	1127	0.687	Y	0.313	Y
70355	31830	0.706	Y	0.294	Y
70360	48520	0.132	Y	0.868	Y
70370	2034	0.124	Y	0.876	Y
70371	21805	0.052	N	0.948	Y
70373	489	0.133	Y	0.867	Y
70380	1433	0.733	Y	0.267	Y
70390	2546	0.196	Y	0.804	Y
70450	1823353	0.050	N	0.950	Y
70460	119870	0.111	Y	0.889	Y
70470	627909	0.106	Y	0.894	Y
70480	74357	0.166	Y	0.834	Y
70481	18928	0.250	Y	0.750	Y
70482	18644	0.157	Y	0.843	Y
70486	125687	0.278	Y	0.722	Y
70487	7165	0.151	Y	0.849	Y
70488	3404	0.146	Y	0.854	Y
70490	19669	0.204	Y	0.796	Y
70491	65107	0.197	Y	0.803	Y
70492	7976	0.216	Y	0.784	Y
70540	34879	0.421	Y	0.579	Y
70541	42339	0.381	Y	0.619	Y
70551	342404	0.371	Y	0.629	Y
70552	53190	0.217	Y	0.783	Y
70553	314272	0.367	Y	0.633	Y
71010	16266277	0.057	N	0.943	Y
71015	29776	0.109	Y	0.891	Y
71020	18640015	0.316	Y	0.684	Y
71021	41586	0.326	Y	0.674	Y
71022	28407	0.377	Y	0.623	Y
71023	13471	0.133	Y	0.867	Y
71030	80292	0.280	Y	0.720	Y
71034	10817	0.110	Y	0.890	Y
71035	189481	0.053	N	0.947	Y
71036	6703	0.043	N	0.957	Y
71038	6587	0.014	N	0.986	Y
71040	1067	0.160	Y	0.840	Y
71060	840	0.100	Y	0.900	Y
71090	22891	0.004	N	0.996	Y
71100	361219	0.329	Y	0.671	Y
71101	205025	0.268	Y	0.732	Y
71110	59427	0.317	Y	0.683	Y
71111	33731	0.269	Y	0.731	Y
71120	29132	0.223	Y	0.777	Y
71130	3514	0.447	Y	0.553	Y
71250	306787	0.167	Y	0.833	Y
71260	512824	0.133	Y	0.867	Y
71270	65261	0.153	Y	0.847	Y
71550	10957	0.433	Y	0.567	Y
71555	329	0.362	Y	0.638	Y
72010	17513	0.500	Y	0.500	Y
72020	168353	0.223	Y	0.777	Y
72040	350887	0.428	Y	0.572	Y
72050	496493	0.351	Y	0.649	Y
72052	260162	0.364	Y	0.636	Y
72069	2484	0.736	Y	0.264	Y
72070	383622	0.419	Y	0.581	Y
72072	136384	0.269	Y	0.731	Y
72074	25735	0.347	Y	0.653	Y
72080	41929	0.569	Y	0.431	Y
72090	7414	0.651	Y	0.349	Y
72100	1141316	0.528	Y	0.472	Y
72110	1142702	0.422	Y	0.578	Y
72114	53591	0.552	Y	0.448	Y
72120	18695	0.632	Y	0.368	Y
72125	55711	0.157	Y	0.843	Y
72126	14468	0.090	N	0.910	Y

Expected Sites for Resource Profiling

PROCCODE	VOL94	PCT_IN	EXP_IN	PCT_OUT	EXP_OUT
72127	1229	0.101	Y	0.899	Y
72128	18413	0.148	Y	0.852	Y
72129	4113	0.079	N	0.921	Y
72130	1304	0.137	Y	0.863	Y
72131	228994	0.206	Y	0.794	Y
72132	39701	0.095	N	0.905	Y
72133	4022	0.153	Y	0.847	Y
72141	140131	0.436	Y	0.564	Y
72142	4918	0.231	Y	0.769	Y
72146	50375	0.384	Y	0.616	Y
72147	4380	0.215	Y	0.785	Y
72148	292158	0.457	Y	0.543	Y
72149	14806	0.272	Y	0.728	Y
72156	16042	0.377	Y	0.623	Y
72157	15264	0.336	Y	0.664	Y
72158	70603	0.438	Y	0.562	Y
72159	569	0.411	Y	0.589	Y
72170	1199706	0.398	Y	0.602	Y
72190	135782	0.348	Y	0.652	Y
72192	310425	0.141	Y	0.859	Y
72193	729174	0.127	Y	0.873	Y
72194	65165	0.144	Y	0.856	Y
72196	37639	0.435	Y	0.565	Y
72198	593	0.408	Y	0.592	Y
72200	7824	0.603	Y	0.397	Y
72202	17390	0.438	Y	0.562	Y
72220	84266	0.319	Y	0.681	Y
72240	14517	0.090	N	0.910	Y
72255	3223	0.097	N	0.903	Y
72265	69365	0.088	N	0.912	Y
72270	6957	0.067	N	0.933	Y
72285	760	0.475	Y	0.525	Y
72295	2994	0.190	Y	0.810	Y
73000	69954	0.421	Y	0.579	Y
73010	34886	0.378	Y	0.622	Y
73020	134607	0.623	Y	0.377	Y
73030	1364018	0.520	Y	0.480	Y
73040	32430	0.270	Y	0.730	Y
73050	9485	0.578	Y	0.422	Y
73060	313584	0.380	Y	0.620	Y
73070	183331	0.605	Y	0.395	Y
73080	207219	0.326	Y	0.674	Y
73085	249	0.590	Y	0.410	Y
73090	180006	0.309	Y	0.691	Y
73092	321	0.530	Y	0.470	Y
73100	412268	0.791	Y	0.209	Y
73110	652384	0.437	Y	0.563	Y
73115	1265	0.502	Y	0.498	Y
73120	222806	0.684	Y	0.316	Y
73130	527711	0.409	Y	0.591	Y
73140	248687	0.552	Y	0.448	Y
73200	9681	0.191	Y	0.809	Y
73201	1567	0.106	Y	0.894	Y
73202	570	0.216	Y	0.784	Y
73220	11206	0.412	Y	0.588	Y
73221	49129	0.548	Y	0.452	Y
73225	92	0.413	Y	0.587	Y
73500	407633	0.412	Y	0.588	Y
73510	2221755	0.422	Y	0.578	Y
73520	350250	0.411	Y	0.589	Y
73525	6873	0.181	Y	0.819	Y
73530	49168	0.010	N	0.990	Y
73540	4851	0.585	Y	0.415	Y
73550	469356	0.303	Y	0.697	Y
73560	1470190	0.641	Y	0.359	Y
73562	831788	0.533	Y	0.467	Y
73564	584386	0.649	Y	0.351	Y
73565	107727	0.877	Y	0.123	Y
73580	5740	0.413	Y	0.587	Y
73590	422125	0.346	Y	0.654	Y

Expected Sites for Resource Profiling

PROCCODE	VOL94	PCT_IN	EXP_IN	PCT_OUT	EXP_OUT
73592	999	0.517	Y	0.483	Y
73600	238126	0.723	Y	0.277	Y
73610	792512	0.460	Y	0.540	Y
73615	973	0.480	Y	0.520	Y
73620	827712	0.888	Y	0.112	Y
73630	1264781	0.590	Y	0.410	Y
73650	112907	0.691	Y	0.309	Y
73660	109670	0.600	Y	0.400	Y
73700	23534	0.154	Y	0.846	Y
73701	3047	0.083	N	0.917	Y
73702	1270	0.137	Y	0.863	Y
73720	28336	0.408	Y	0.592	Y
73721	98889	0.538	Y	0.462	Y
73725	825	0.347	Y	0.653	Y
74000	1726131	0.137	Y	0.863	Y
74010	346008	0.088	N	0.912	Y
74020	1195718	0.063	N	0.937	Y
74022	672590	0.040	N	0.960	Y
74150	372502	0.115	Y	0.885	Y
74160	943187	0.124	Y	0.876	Y
74170	521004	0.156	Y	0.844	Y
74181	24322	0.426	Y	0.574	Y
74185	1164	0.364	Y	0.636	Y
74190	202	0.287	Y	0.713	Y
74210	16372	0.202	Y	0.798	Y
74220	303539	0.221	Y	0.779	Y
74230	183350	0.057	N	0.943	Y
74235	134	0.007	N	0.993	Y
74240	322152	0.204	Y	0.796	Y
74241	223111	0.243	Y	0.757	Y
74245	103728	0.187	Y	0.813	Y
74246	255899	0.261	Y	0.739	Y
74247	166486	0.293	Y	0.707	Y
74249	56833	0.246	Y	0.754	Y
74250	123583	0.138	Y	0.862	Y
74251	2309	0.048	N	0.952	Y
74260	936	0.172	Y	0.828	Y
74270	574653	0.212	Y	0.788	Y
74280	351834	0.298	Y	0.702	Y
74283	323	0.214	Y	0.786	Y
74290	39384	0.304	Y	0.696	Y
74291	2300	0.250	Y	0.750	Y
74300	82456	0.002	N	0.998	Y
74301	2615	0.002	N	0.998	Y
74305	32348	0.041	N	0.959	Y
74320	13972	0.009	N	0.991	Y
74327	2197	0.019	N	0.981	Y
74328	16248	0.008	N	0.992	Y
74329	8231	0.008	N	0.992	Y
74330	65671	0.009	N	0.991	Y
74340	26956	0.008	N	0.992	Y
74350	6001	0.008	N	0.992	Y
74355	4063	0.012	N	0.988	Y
74360	6252	0.058	N	0.942	Y
74363	2919	0.004	N	0.996	Y
74400	225726	0.240	Y	0.760	Y
74405	11997	0.428	Y	0.572	Y
74410	43455	0.278	Y	0.722	Y
74415	309769	0.261	Y	0.739	Y
74420	115106	0.056	N	0.944	Y
74425	33433	0.078	N	0.922	Y
74430	45300	0.181	Y	0.819	Y
74440	113	0.381	Y	0.619	Y
74445	426	0.268	Y	0.732	Y
74450	13662	0.171	Y	0.829	Y
74455	24895	0.257	Y	0.743	Y
74470	374	0.144	Y	0.856	Y
74475	13029	0.012	N	0.988	Y
74480	8743	0.027	N	0.973	Y
74485	3478	0.007	N	0.993	Y

Expected Sites for Resource Profiling

PROCCODE	VOL94	PCT_IN	EXP_IN	PCT_OUT	EXP_OUT
74710	285	0.102	Y	0.898	Y
74740	571	0.215	Y	0.785	Y
74742	11	0.364	Y	0.636	Y
74775	62	0.258	Y	0.742	Y
75552	890	0.137	Y	0.863	Y
75553	17	0.118	Y	0.882	Y
75554	41	0.220	Y	0.780	Y
75555	124	0.452	Y	0.548	Y
75600	4260	0.010	N	0.990	Y
75605	18314	0.023	N	0.977	Y
75625	89844	0.018	N	0.982	Y
75630	83683	0.022	N	0.978	Y
75650	83637	0.010	N	0.990	Y
75658	1370	0.005	N	0.995	Y
75660	2482	0.110	Y	0.890	Y
75662	4682	0.049	N	0.951	Y
75665	10459	0.009	N	0.991	Y
75671	81003	0.011	N	0.989	Y
75676	8600	0.006	N	0.994	Y
75680	87149	0.015	N	0.985	Y
75685	51453	0.017	N	0.983	Y
75705	1968	0.190	Y	0.810	Y
75710	80269	0.009	N	0.991	Y
75716	65816	0.018	N	0.982	Y
75722	6428	0.015	N	0.985	Y
75724	12359	0.081	N	0.919	Y
75726	25669	0.005	N	0.995	Y
75731	55	0.000	N	1.000	Y
75733	70	0.014	N	0.986	Y
75736	15511	0.014	N	0.986	Y
75741	3320	0.004	N	0.996	Y
75743	8226	0.005	N	0.995	Y
75746	598	0.003	N	0.997	Y
75756	8737	0.028	N	0.972	Y
75774	33844	0.013	N	0.987	Y
75790	37406	0.007	N	0.993	Y
75801	44	0.045	N	0.955	Y
75803	76	0.184	Y	0.816	Y
75805	150	0.080	N	0.920	Y
75807	185	0.032	N	0.968	Y
75809	672	0.025	N	0.975	Y
75810	114	0.000	N	1.000	Y
75820	70174	0.038	N	0.962	Y
75822	5428	0.028	N	0.972	Y
75825	14761	0.003	N	0.997	Y
75827	10937	0.009	N	0.991	Y
75831	631	0.013	N	0.987	Y
75833	759	0.007	N	0.993	Y
75840	23	0.043	N	0.957	Y
75842	38	0.079	N	0.921	Y
75860	648	0.019	N	0.981	Y
75870	89	0.124	Y	0.876	Y
75872	103	0.252	Y	0.748	Y
75880	259	0.015	N	0.985	Y
75885	1141	0.025	N	0.975	Y
75887	184	0.109	Y	0.891	Y
75889	1233	0.008	N	0.992	Y
75891	347	0.003	N	0.997	Y
75893	4319	0.029	N	0.971	Y
75894	5242	0.004	N	0.996	Y
75896	23336	0.004	N	0.996	Y
75898	27676	0.008	N	0.992	Y
75900	.	.	N/A	.	N/A
75940	11622	0.001	N	0.999	Y
75960	8805	0.003	N	0.997	Y
75961	1175	0.015	N	0.985	Y
75962	35612	0.005	N	0.995	Y
75964	6818	0.004	N	0.996	Y
75966	5610	0.002	N	0.998	Y
75968	763	0.016	N	0.984	Y

Expected Sites for Resource Profiling

PROCCODE	VOL94	PCT_IN	EXP_IN	PCT_OUT	EXP_OUT
75970	762	0.010	N	0.990	Y
75978	16821	0.004	N	0.996	Y
75980	4206	0.004	N	0.996	Y
75982	5230	0.004	N	0.996	Y
75984	26058	0.013	N	0.987	Y
75989	20027	0.020	N	0.980	Y
75992	835	0.011	N	0.989	Y
75993	182	0.000	N	1.000	Y
75994	17	0.000	N	1.000	Y
75995	111	0.000	N	1.000	Y
75996	65	0.015	N	0.985	Y
76000	210421	0.139	Y	0.861	Y
76001	19225	0.071	N	0.929	Y
76003	23282	0.179	Y	0.821	Y
76010	154	0.195	Y	0.805	Y
76020	1251	0.191	Y	0.809	Y
76040	20292	0.548	Y	0.452	Y
76061	15609	0.217	Y	0.783	Y
76062	24934	0.256	Y	0.744	Y
76065	184	0.109	Y	0.891	Y
76066	14463	0.647	Y	0.353	Y
76070	13719	0.483	Y	0.517	Y
76075	80369	0.840	Y	0.160	Y
76080	20853	0.046	N	0.954	Y
76086	1044	0.299	Y	0.701	Y
76088	126	0.310	Y	0.690	Y
76090	564374	0.441	Y	0.559	Y
76091	2622926	0.502	Y	0.498	Y
76093	.	.	N/A	.	N/A
76094	.	.	N/A	.	N/A
76095	9982	0.395	Y	0.605	Y
76096	90185	0.122	Y	0.878	Y
76098	70744	0.091	N	0.909	Y
76100	36332	0.172	Y	0.828	Y
76101	6097	0.226	Y	0.774	Y
76102	2193	0.324	Y	0.676	Y
76120	6133	0.502	Y	0.498	Y
76125	4519	0.089	N	0.911	Y
76150	5722	0.999	Y	0.001	N
76350	1173	0.030	N	0.970	Y
76355	5441	0.353	Y	0.647	Y
76360	98883	0.038	N	0.962	Y
76365	10024	0.023	N	0.977	Y
76370	35835	0.307	Y	0.693	Y
76375	100139	0.261	Y	0.739	Y
76380	42191	0.145	Y	0.855	Y
76400	514	0.204	Y	0.796	Y
76506	2640	0.487	Y	0.513	Y
76511	32580	0.888	Y	0.112	Y
76512	124003	0.932	Y	0.068	N
76513	992	0.530	Y	0.470	Y
76516	100081	0.969	Y	0.031	N
76519	1401552	0.983	Y	0.017	N
76529	130	0.800	Y	0.200	Y
76536	89764	0.420	Y	0.580	Y
76604	20691	0.100	N	0.900	Y
76645	196689	0.490	Y	0.510	Y
76700	1341838	0.278	Y	0.722	Y
76705	686376	0.350	Y	0.650	Y
76770	734882	0.331	Y	0.669	Y
76775	190203	0.289	Y	0.711	Y
76778	19869	0.172	Y	0.828	Y
76800	534	0.594	Y	0.406	Y
76805	14988	0.392	Y	0.608	Y
76810	397	0.401	Y	0.599	Y
76815	3556	0.468	Y	0.532	Y
76816	1720	0.536	Y	0.464	Y
76818	1762	0.355	Y	0.645	Y
76825	230	0.426	Y	0.574	Y
76826	19	0.316	Y	0.684	Y

Expected Sites for Resource Profiling

PROCCODE	VOL94	PCT_IN	EXP_IN	PCT_OUT	EXP_OUT
76827	175	0.183	Y	0.817	Y
76828	31	0.161	Y	0.839	Y
76830	74015	0.571	Y	0.429	Y
76856	592783	0.516	Y	0.484	Y
76857	99866	0.896	Y	0.104	Y
76870	38019	0.402	Y	0.598	Y
76872	296848	0.790	Y	0.210	Y
76880	56012	0.256	Y	0.744	Y
76930	435	0.060	N	0.940	Y
76932	66	0.015	N	0.985	Y
76934	39892	0.027	N	0.973	Y
76936	.	.	N/A	.	N/A
76938	11173	0.213	Y	0.787	Y
76941	.	.	N/A	.	N/A
76942	286036	0.722	Y	0.278	Y
76945	.	.	N/A	.	N/A
76946	522	0.389	Y	0.611	Y
76948	16	0.625	Y	0.375	Y
76950	883	0.298	Y	0.702	Y
76960	1728	0.084	N	0.916	Y
76970	4930	0.726	Y	0.274	Y
76975	1411	0.054	N	0.946	Y
76986	5670	0.027	N	0.973	Y
77261	62752	0.307	Y	0.693	Y
77262	49257	0.291	Y	0.709	Y
77263	222046	0.325	Y	0.675	Y
77280	110648	0.325	Y	0.675	Y
77285	67931	0.293	Y	0.707	Y
77290	297604	0.345	Y	0.655	Y
77295	3867	0.346	Y	0.654	Y
77300	623598	0.389	Y	0.611	Y
77305	33773	0.295	Y	0.705	Y
77310	36559	0.373	Y	0.627	Y
77315	202697	0.356	Y	0.644	Y
77321	18607	0.335	Y	0.665	Y
77326	2728	0.177	Y	0.823	Y
77327	3375	0.151	Y	0.849	Y
77328	14108	0.354	Y	0.646	Y
77331	163479	0.555	Y	0.445	Y
77332	53947	0.484	Y	0.516	Y
77333	41429	0.352	Y	0.648	Y
77334	435291	0.369	Y	0.631	Y
77336	414654	0.975	Y	0.025	N
77370	24250	0.975	Y	0.025	N
77401	94840	0.993	Y	0.007	N
77402	35740	0.982	Y	0.018	N
77403	117227	0.975	Y	0.025	N
77404	14163	0.909	Y	0.091	N
77406	3137	0.992	Y	0.008	N
77407	31593	0.978	Y	0.022	N
77408	130246	0.966	Y	0.034	N
77409	42937	0.906	Y	0.094	N
77411	13035	1.000	Y	0.000	N
77412	159189	0.993	Y	0.007	N
77413	1062099	0.981	Y	0.019	N
77414	301308	0.963	Y	0.037	N
77416	51078	0.991	Y	0.009	N
77417	493926	0.974	Y	0.026	N
77419	19469	0.594	Y	0.406	Y
77420	331345	0.325	Y	0.675	Y
77425	399485	0.345	Y	0.655	Y
77430	2383077	0.348	Y	0.652	Y
77431	16756	0.414	Y	0.586	Y
77432	829	0.045	N	0.955	Y
77470	22446	0.329	Y	0.671	Y
77600	3220	0.325	Y	0.675	Y
77605	137	0.007	N	0.993	Y
77610	69	0.159	Y	0.841	Y
77615	150	0.067	N	0.933	Y
77620	4	0.250	Y	0.750	Y

Expected Sites for Resource Profiling

PROCCODE	VOL94	PCT_IN	EXP_IN	PCT_OUT	EXP_OUT
77750	3172	0.208	Y	0.792	Y
77761	4969	0.108	Y	0.892	Y
77762	2241	0.063	N	0.937	Y
77763	2555	0.108	Y	0.892	Y
77776	323	0.056	N	0.944	Y
77777	863	0.222	Y	0.778	Y
77778	7052	0.106	Y	0.894	Y
77781	1398	0.290	Y	0.710	Y
77782	1860	0.306	Y	0.694	Y
77783	3053	0.322	Y	0.678	Y
77784	6334	0.346	Y	0.654	Y
77789	2531	0.606	Y	0.394	Y
77790	12510	0.196	Y	0.804	Y
78000	8807	0.227	Y	0.773	Y
78001	5903	0.204	Y	0.796	Y
78003	241	0.120	Y	0.880	Y
78006	26563	0.147	Y	0.853	Y
78007	21765	0.159	Y	0.841	Y
78010	28292	0.164	Y	0.836	Y
78011	1338	0.215	Y	0.785	Y
78015	401	0.209	Y	0.791	Y
78016	120	0.200	Y	0.800	Y
78017	276	0.326	Y	0.674	Y
78018	2999	0.151	Y	0.849	Y
78070	4185	0.130	Y	0.870	Y
78075	191	0.220	Y	0.780	Y
78102	302	0.136	Y	0.864	Y
78103	670	0.234	Y	0.766	Y
78104	600	0.080	N	0.920	Y
78110	511	0.110	Y	0.890	Y
78111	448	0.103	Y	0.897	Y
78120	759	0.080	N	0.920	Y
78121	495	0.063	N	0.937	Y
78122	825	0.176	Y	0.824	Y
78130	164	0.104	Y	0.896	Y
78135	82	0.049	N	0.951	Y
78140	355	0.113	Y	0.887	Y
78160	9	0.111	Y	0.889	Y
78162	1	1.000	Y	0.000	N
78170	12	0.750	Y	0.250	Y
78172	3	0.000	N	1.000	Y
78185	1676	0.129	Y	0.871	Y
78190	19	0.000	N	1.000	Y
78191	80	0.075	N	0.925	Y
78195	596	0.070	N	0.930	Y
78201	4827	0.201	Y	0.799	Y
78202	3023	0.142	Y	0.858	Y
78205	7126	0.119	Y	0.881	Y
78215	39271	0.133	Y	0.867	Y
78216	7537	0.145	Y	0.855	Y
78220	16233	0.054	N	0.946	Y
78223	116491	0.048	N	0.952	Y
78230	249	0.526	Y	0.474	Y
78231	143	0.287	Y	0.713	Y
78232	144	0.729	Y	0.271	Y
78258	713	0.093	N	0.907	Y
78261	265	0.577	Y	0.423	Y
78262	1084	0.131	Y	0.869	Y
78264	14891	0.083	N	0.917	Y
78270	9743	0.117	Y	0.883	Y
78271	3305	0.120	Y	0.880	Y
78272	2557	0.112	Y	0.888	Y
78278	36997	0.007	N	0.993	Y
78282	192	0.000	N	1.000	Y
78290	3424	0.037	N	0.963	Y
78291	633	0.016	N	0.984	Y
78300	53341	0.155	Y	0.845	Y
78305	79005	0.165	Y	0.835	Y
78306	862057	0.125	Y	0.875	Y
78315	78379	0.108	Y	0.892	Y

Expected Sites for Resource Profiling

PROCCODE	VOL94	PCT_IN	EXP_IN	PCT_OUT	EXP_OUT
78320	15684	0.217	Y	0.783	Y
78350	31958	0.658	Y	0.342	Y
78351	45	0.911	Y	0.089	N
78414	1386	0.035	N	0.965	Y
78428	1721	0.709	Y	0.291	Y
78445	33634	0.331	Y	0.669	Y
78455	322	0.143	Y	0.857	Y
78457	1327	0.081	N	0.919	Y
78458	3456	0.104	Y	0.896	Y
78460	18414	0.163	Y	0.837	Y
78461	205700	0.256	Y	0.744	Y
78464	65745	0.353	Y	0.647	Y
78465	889319	0.337	Y	0.663	Y
78466	8994	0.249	Y	0.751	Y
78468	1444	0.244	Y	0.756	Y
78469	3651	0.263	Y	0.737	Y
78472	165677	0.172	Y	0.828	Y
78473	22934	0.337	Y	0.663	Y
78478	77058	0.607	Y	0.393	Y
78480	22898	0.714	Y	0.286	Y
78481	33861	0.444	Y	0.556	Y
78483	24781	0.776	Y	0.224	Y
78580	233204	0.035	N	0.965	Y
78584	22805	0.006	N	0.994	Y
78585	96940	0.011	N	0.989	Y
78586	5214	0.009	N	0.991	Y
78587	69353	0.026	N	0.974	Y
78591	2113	0.040	N	0.960	Y
78593	68948	0.011	N	0.989	Y
78594	30919	0.010	N	0.990	Y
78596	13599	0.097	N	0.903	Y
78600	591	0.709	Y	0.291	Y
78601	212	0.104	Y	0.896	Y
78605	1348	0.289	Y	0.711	Y
78606	3272	0.277	Y	0.723	Y
78607	13823	0.188	Y	0.812	Y
78610	1414	0.351	Y	0.649	Y
78615	1902	0.624	Y	0.376	Y
78630	4404	0.058	N	0.942	Y
78635	148	0.088	N	0.912	Y
78645	881	0.081	N	0.919	Y
78647	.	.	N/A	.	N/A
78650	298	0.275	Y	0.725	Y
78655	13	0.462	Y	0.538	Y
78660	383	0.222	Y	0.778	Y
78700	7392	0.202	Y	0.798	Y
78701	17431	0.066	N	0.934	Y
78704	13521	0.084	N	0.916	Y
78707	60844	0.098	N	0.902	Y
78710	389	0.103	Y	0.897	Y
78715	3844	0.157	Y	0.843	Y
78725	8538	0.213	Y	0.787	Y
78726	8659	0.144	Y	0.856	Y
78727	4970	0.016	N	0.984	Y
78730	15132	0.872	Y	0.128	Y
78740	430	0.244	Y	0.756	Y
78760	573	0.133	Y	0.867	Y
78761	965	0.055	N	0.945	Y
78800	3548	0.106	Y	0.894	Y
78801	3652	0.128	Y	0.872	Y
78802	18106	0.070	N	0.930	Y
78803	3472	0.093	N	0.907	Y
78805	9314	0.068	N	0.932	Y
78806	24009	0.034	N	0.966	Y
78807	354	0.102	Y	0.898	Y
78890	40613	0.529	Y	0.471	Y
78891	32882	0.659	Y	0.341	Y
79000	9226	0.209	Y	0.791	Y
79001	601	0.265	Y	0.735	Y
79020	193	0.244	Y	0.756	Y

Expected Sites for Resource Profiling

PROCCODE	VOL94	PCT_IN	EXP_IN	PCT_OUT	EXP_OUT
79030	1127	0.123	Y	0.877	Y
79035	680	0.041	N	0.959	Y
79100	658	0.120	Y	0.880	Y
79200	99	0.020	N	0.980	Y
79300	15	0.067	N	0.933	Y
79400	5059	0.148	Y	0.852	Y
79420	91	0.011	N	0.989	Y
79440	50	0.660	Y	0.340	Y
80500	409530	0.040	N	0.960	Y
80502	20159	0.195	Y	0.805	Y
83020	6251	0.013	N	0.987	Y
83912	2935	0.043	N	0.957	Y
84165	128672	0.035	N	0.965	Y
84181	5	0.000	N	1.000	Y
84182	7	0.000	N	1.000	Y
85060	172098	0.081	N	0.919	Y
85095	135339	0.361	Y	0.639	Y
85097	146383	0.233	Y	0.767	Y
85102	116737	0.370	Y	0.630	Y
85390	6422	0.010	N	0.990	Y
85576	2393	0.007	N	0.993	Y
86077	16506	0.029	N	0.971	Y
86078	8205	0.022	N	0.978	Y
86079	1205	0.022	N	0.978	Y
86255	17503	0.028	N	0.972	Y
86256	12856	0.013	N	0.987	Y
86320	10805	0.016	N	0.984	Y
86325	5380	0.011	N	0.989	Y
86327	67	0.000	N	1.000	Y
86334	17316	0.039	N	0.961	Y
86485	2830	0.987	Y	0.013	N
86490	5643	0.944	Y	0.056	N
86510	2484	0.834	Y	0.166	Y
86580	98299	0.965	Y	0.035	N
86585	65481	0.981	Y	0.019	N
87164	24	0.417	Y	0.583	Y
87207	4632	0.024	N	0.976	Y
88104	665399	0.063	N	0.937	Y
88106	93205	0.193	Y	0.807	Y
88107	76196	0.118	Y	0.882	Y
88108	229267	0.085	N	0.915	Y
88125	41	0.171	Y	0.829	Y
88151	23173	0.153	Y	0.847	Y
88157	20155	0.131	Y	0.869	Y
88160	129709	0.081	N	0.919	Y
88161	59005	0.200	Y	0.800	Y
88162	39167	0.032	N	0.968	Y
88170	44647	0.511	Y	0.489	Y
88171	6199	0.124	Y	0.876	Y
88172	67785	0.070	N	0.930	Y
88173	160987	0.140	Y	0.860	Y
88180	304567	0.122	Y	0.878	Y
88182	43055	0.063	N	0.937	Y
88300	365009	0.047	N	0.953	Y
88302	312059	0.076	N	0.924	Y
88304	1664989	0.135	Y	0.865	Y
88305	9063695	0.247	Y	0.753	Y
88307	550938	0.066	N	0.934	Y
88309	259752	0.047	N	0.953	Y
88311	475776	0.053	N	0.947	Y
88312	496711	0.088	N	0.912	Y
88313	542442	0.073	N	0.927	Y
88314	64290	0.732	Y	0.268	Y
88318	5468	0.007	N	0.993	Y
88319	12488	0.374	Y	0.626	Y
88321	72531	0.215	Y	0.785	Y
88323	21071	0.186	Y	0.814	Y
88325	21038	0.357	Y	0.643	Y
88329	76546	0.039	N	0.961	Y
88331	524648	0.061	N	0.939	Y

Expected Sites for Resource Profiling

PROCCODE	VOL94	PCT_IN	EXP_IN	PCT_OUT	EXP_OUT
88332	179451	0.082	N	0.918	Y
88342	341158	0.083	N	0.917	Y
88346	77781	0.226	Y	0.774	Y
88347	10197	0.253	Y	0.747	Y
88348	6476	0.075	N	0.925	Y
88349	307	0.036	N	0.964	Y
88355	179	0.123	Y	0.877	Y
88356	94	0.117	Y	0.883	Y
88358	30449	0.049	N	0.951	Y
88362	273	0.392	Y	0.608	Y
88365	556	0.410	Y	0.590	Y
88371	2	0.000	N	1.000	Y
88372	7	0.000	N	1.000	Y
89060	6528	0.116	Y	0.884	Y
89100	444	0.423	Y	0.577	Y
89105	182	0.478	Y	0.522	Y
89130	939	0.240	Y	0.760	Y
89132	17	0.706	Y	0.294	Y
89135	117	0.026	N	0.974	Y
89136	3	0.667	Y	0.333	Y
89140	22	0.364	Y	0.636	Y
89141	4	0.250	Y	0.750	Y
89350	1745	0.758	Y	0.242	Y
89360	37	0.297	Y	0.703	Y
90780	395294	0.977	Y	0.023	N
90781	227362	0.995	Y	0.005	N
90782	1019773	0.965	Y	0.035	N
90783	1453	0.954	Y	0.046	N
90784	43381	0.816	Y	0.184	Y
90788	18425	0.991	Y	0.009	N
90801	931509	0.269	Y	0.731	Y
90820	32068	0.178	Y	0.822	Y
90825	60885	0.092	N	0.908	Y
90830	515706	0.295	Y	0.705	Y
90835	764	0.387	Y	0.613	Y
90842	88780	0.512	Y	0.488	Y
90843	3928403	0.345	Y	0.655	Y
90844	6011905	0.555	Y	0.445	Y
90845	21905	0.680	Y	0.320	Y
90846	17091	0.376	Y	0.624	Y
90847	94111	0.573	Y	0.427	Y
90849	3560	0.152	Y	0.848	Y
90853	2015189	0.208	Y	0.792	Y
90855	401011	0.252	Y	0.748	Y
90857	90145	0.107	Y	0.893	Y
90862	2917016	0.318	Y	0.682	Y
90870	150337	0.030	N	0.970	Y
90871	6184	0.018	N	0.982	Y
90880	11207	0.641	Y	0.359	Y
90887	53525	0.214	Y	0.786	Y
90900	17255	0.950	Y	0.050	N
90902	86	1.000	Y	0.000	N
90904	110	1.000	Y	0.000	N
90906	956	0.996	Y	0.004	N
90908	81	0.938	Y	0.062	N
90910	8	1.000	Y	0.000	N
90911	7795	0.883	Y	0.117	Y
90915	4732	0.841	Y	0.159	Y
90918	922	0.242	Y	0.758	Y
90919	5200	0.150	Y	0.850	Y
90920	17920	0.141	Y	0.859	Y
90921	5940889	0.108	Y	0.892	Y
90922	7253613	0.048	N	0.952	Y
90935	967088	0.001	N	0.999	Y
90937	226370	0.001	N	0.999	Y
90945	171303	0.001	N	0.999	Y
90947	40299	0.004	N	0.996	Y
90997	99	0.020	N	0.980	Y
91000	861	0.761	Y	0.239	Y
91010	8571	0.212	Y	0.788	Y

Expected Sites for Resource Profiling

PROCCODE	VOL94	PCT_IN	EXP_IN	PCT_OUT	EXP_OUT
91011	773	0.138	Y	0.862	Y
91012	914	0.174	Y	0.826	Y
91020	2424	0.306	Y	0.694	Y
91030	726	0.175	Y	0.825	Y
91032	919	0.200	Y	0.800	Y
91033	3685	0.341	Y	0.659	Y
91052	499	0.543	Y	0.457	Y
91055	3163	0.066	N	0.934	Y
91060	49	0.449	Y	0.551	Y
91065	3717	0.752	Y	0.248	Y
91100	1548	0.021	N	0.979	Y
91105	56109	0.003	N	0.997	Y
91122	3223	0.325	Y	0.675	Y
92002	384379	0.922	Y	0.078	N
92004	1904307	0.949	Y	0.051	N
92012	5701000	0.975	Y	0.025	N
92014	6487438	0.983	Y	0.017	N
92015	2042	0.999	Y	0.001	N
92018	1856	0.387	Y	0.613	Y
92019	5029	0.762	Y	0.238	Y
92020	626169	0.978	Y	0.022	N
92060	25986	0.961	Y	0.039	N
92065	9837	0.984	Y	0.016	N
92070	24145	0.832	Y	0.168	Y
92081	189680	0.973	Y	0.027	N
92082	288198	0.965	Y	0.035	N
92083	1575262	0.988	Y	0.012	N
92100	164788	0.871	Y	0.129	Y
92120	24874	0.979	Y	0.021	N
92130	1149	1.000	Y	0.000	N
92140	23308	0.965	Y	0.035	N
92225	903603	0.928	Y	0.072	N
92226	957337	0.952	Y	0.048	N
92230	7655	0.888	Y	0.112	Y
92235	726267	0.951	Y	0.049	N
92250	985599	0.979	Y	0.021	N
92260	8143	0.976	Y	0.024	N
92265	1523	0.738	Y	0.262	Y
92270	5414	0.820	Y	0.180	Y
92275	5347	0.891	Y	0.109	Y
92280	38040	0.875	Y	0.125	Y
92283	6634	0.875	Y	0.125	Y
92284	3112	0.966	Y	0.034	N
92285	71792	0.948	Y	0.052	N
92286	152222	0.995	Y	0.005	N
92287	535	0.968	Y	0.032	N
92310	3	1.000	Y	0.000	N
92311	5140	0.952	Y	0.048	N
92312	1968	0.964	Y	0.036	N
92313	140	0.707	Y	0.293	Y
92314	1	1.000	Y	0.000	N
92315	503	0.972	Y	0.028	N
92316	275	0.785	Y	0.215	Y
92317	36	0.806	Y	0.194	Y
92325	2520	0.998	Y	0.002	N
92326	5634	0.979	Y	0.021	N
92330	219	0.959	Y	0.041	N
92335	99	0.788	Y	0.212	Y
92340	.	.	N/A	.	N/A
92341	.	.	N/A	.	N/A
92342	.	.	N/A	.	N/A
92352	5408	0.912	Y	0.088	N
92353	83523	0.953	Y	0.047	N
92354	152	1.000	Y	0.000	N
92355	51	1.000	Y	0.000	N
92358	6925	0.986	Y	0.014	N
92370	.	.	N/A	.	N/A
92371	590	0.524	Y	0.476	Y
92392	.	.	N/A	.	N/A
92393	.	.	N/A	.	N/A

Expected Sites for Resource Profiling

PROCCODE	VOL94	PCT_IN	EXP_IN	PCT_OUT	EXP_OUT
92395	9	1.000	Y	0.000	N
92396	36	0.972	Y	0.028	N
92502	752	0.128	Y	0.872	Y
92504	94724	0.973	Y	0.027	N
92506	16562	0.684	Y	0.316	Y
92507	29210	0.787	Y	0.213	Y
92508	2275	0.583	Y	0.417	Y
92511	51605	0.891	Y	0.109	Y
92512	2069	0.993	Y	0.007	N
92516	1052	0.902	Y	0.098	N
92520	1235	0.791	Y	0.209	Y
92541	53917	0.878	Y	0.122	Y
92542	51951	0.902	Y	0.098	N
92543	64332	0.900	Y	0.100	Y
92544	42523	0.881	Y	0.119	Y
92545	43198	0.908	Y	0.092	N
92546	7238	0.803	Y	0.197	Y
92547	18539	0.996	Y	0.004	N
92552	125133	0.994	Y	0.006	N
92553	151139	0.979	Y	0.021	N
92555	21146	0.959	Y	0.041	N
92556	100603	0.965	Y	0.035	N
92557	642588	0.964	Y	0.036	N
92561	1412	0.985	Y	0.015	N
92562	2985	0.930	Y	0.070	N
92563	34841	0.847	Y	0.153	Y
92564	4411	1.000	Y	0.000	N
92565	529	0.974	Y	0.026	N
92567	542754	0.957	Y	0.043	N
92568	215791	0.906	Y	0.094	N
92569	57997	0.946	Y	0.054	N
92571	1067	0.997	Y	0.003	N
92572	266	1.000	Y	0.000	N
92573	286	0.059	N	0.941	Y
92574	3	0.667	Y	0.333	Y
92575	848	0.901	Y	0.099	N
92576	423	0.998	Y	0.002	N
92577	437	0.979	Y	0.021	N
92578	12	1.000	Y	0.000	N
92580	447	0.998	Y	0.002	N
92582	772	0.968	Y	0.032	N
92583	117	0.974	Y	0.026	N
92584	5243	1.000	Y	0.000	N
92585	75176	0.786	Y	0.214	Y
92587	.	.	N/A	.	N/A
92588	.	.	N/A	.	N/A
92589	2939	0.968	Y	0.032	N
92596	97	1.000	Y	0.000	N
92950	88502	0.008	N	0.992	Y
92953	2493	0.010	N	0.990	Y
92960	86154	0.011	N	0.989	Y
92970	407	0.027	N	0.973	Y
92971	162	0.012	N	0.988	Y
92975	5556	0.002	N	0.998	Y
92977	489	0.247	Y	0.753	Y
92980	.	.	N/A	.	N/A
92981	.	.	N/A	.	N/A
92982	180455	0.002	N	0.998	Y
92984	29444	0.002	N	0.998	Y
92986	593	0.003	N	0.997	Y
92990	24	0.042	N	0.958	Y
92992	8	0.125	Y	0.875	Y
92993	60	0.017	N	0.983	Y
92995	20727	0.002	N	0.998	Y
92996	1696	0.004	N	0.996	Y
93000	9301318	0.979	Y	0.021	N
93005	2345460	0.861	Y	0.139	Y
93010	18806682	0.026	N	0.974	Y
93012	126769	0.250	Y	0.750	Y
93014	1057808	0.084	N	0.916	Y

Expected Sites for Resource Profiling

PROCCODE	VOL94	PCT_IN	EXP_IN	PCT_OUT	EXP_OUT
93015	839266	0.980	Y	0.020	N
93016	488974	0.077	N	0.923	Y
93017	41058	0.819	Y	0.181	Y
93018	925833	0.059	N	0.941	Y
93024	2827	0.103	Y	0.897	Y
93040	314598	0.963	Y	0.037	N
93041	216151	0.813	Y	0.187	Y
93042	1549460	0.014	N	0.986	Y
93201	3998	0.998	Y	0.002	N
93202	670	0.567	Y	0.433	Y
93204	2374	0.220	Y	0.780	Y
93205	481	0.998	Y	0.002	N
93208	47	1.000	Y	0.000	N
93209	333	0.850	Y	0.150	Y
93210	106	0.113	Y	0.887	Y
93220	5660	0.989	Y	0.011	N
93221	194	1.000	Y	0.000	N
93222	4062	0.027	N	0.973	Y
93224	339833	0.979	Y	0.021	N
93225	77218	0.929	Y	0.071	N
93226	71661	0.626	Y	0.374	Y
93227	427108	0.189	Y	0.811	Y
93230	185247	0.972	Y	0.028	N
93231	14687	0.864	Y	0.136	Y
93232	15574	0.729	Y	0.271	Y
93233	92641	0.145	Y	0.855	Y
93235	30445	0.983	Y	0.017	N
93236	16188	0.057	N	0.943	Y
93237	34746	0.233	Y	0.767	Y
93268	54687	0.678	Y	0.322	Y
93270	.	.	N/A	.	N/A
93271	.	.	N/A	.	N/A
93272	.	.	N/A	.	N/A
93278	34986	0.346	Y	0.654	Y
93307	3723758	0.331	Y	0.669	Y
93308	44736	0.270	Y	0.730	Y
93312	80261	0.054	N	0.946	Y
93313	4930	0.013	N	0.987	Y
93314	6452	0.084	N	0.916	Y
93320	2933884	0.349	Y	0.651	Y
93321	30839	0.303	Y	0.697	Y
93325	2226388	0.369	Y	0.631	Y
93350	213404	0.669	Y	0.331	Y
93501	36370	0.012	N	0.988	Y
93503	355014	0.002	N	0.998	Y
93505	16448	0.037	N	0.963	Y
93510	518516	0.016	N	0.984	Y
93511	5445	0.064	N	0.936	Y
93514	286	0.014	N	0.986	Y
93524	979	0.001	N	0.999	Y
93526	195072	0.013	N	0.987	Y
93527	2153	0.002	N	0.998	Y
93528	1132	0.027	N	0.973	Y
93529	182	0.005	N	0.995	Y
93536	22477	0.002	N	0.998	Y
93539	48676	0.022	N	0.978	Y
93540	105312	0.018	N	0.982	Y
93541	3267	0.007	N	0.993	Y
93542	3602	0.005	N	0.995	Y
93543	654824	0.009	N	0.991	Y
93544	72999	0.009	N	0.991	Y
93545	728763	0.008	N	0.992	Y
93555	647524	0.016	N	0.984	Y
93556	674599	0.016	N	0.984	Y
93561	14780	0.014	N	0.986	Y
93562	28752	0.015	N	0.985	Y
93600	2510	0.079	N	0.921	Y
93602	2140	0.005	N	0.995	Y
93603	1474	0.004	N	0.996	Y
93607	332	0.006	N	0.994	Y

Expected Sites for Resource Profiling

PROCCODE	VOL94	PCT_IN	EXP_IN	PCT_OUT	EXP_OUT
93609	1419	0.004	N	0.996	Y
93610	2692	0.029	N	0.971	Y
93612	1992	0.005	N	0.995	Y
93615	674	0.338	Y	0.662	Y
93616	376	0.354	Y	0.646	Y
93618	4170	0.009	N	0.991	Y
93619	4417	0.004	N	0.996	Y
93620	19782	0.010	N	0.990	Y
93621	2334	0.001	N	0.999	Y
93622	386	0.000	N	1.000	Y
93623	7045	0.004	N	0.996	Y
93624	6461	0.089	N	0.911	Y
93631	414	0.027	N	0.973	Y
93640	4752	0.066	N	0.934	Y
93641	5717	0.009	N	0.991	Y
93642	6448	0.008	N	0.992	Y
93650	3380	0.010	N	0.990	Y
93651	2346	0.003	N	0.997	Y
93652	266	0.015	N	0.985	Y
93660	10183	0.015	N	0.985	Y
93720	9494	0.917	Y	0.083	N
93721	1163	0.997	Y	0.003	N
93722	12781	0.094	N	0.906	Y
93724	1091	0.286	Y	0.714	Y
93731	191704	0.872	Y	0.128	Y
93732	127666	0.794	Y	0.206	Y
93733	558405	0.600	Y	0.400	Y
93734	273397	0.868	Y	0.132	Y
93735	81207	0.804	Y	0.196	Y
93736	994677	0.573	Y	0.427	Y
93737	60886	0.839	Y	0.161	Y
93738	15830	0.775	Y	0.225	Y
93740	1042	0.920	Y	0.080	N
93770	15084	0.711	Y	0.289	Y
93797	73697	0.727	Y	0.273	Y
93798	457021	0.840	Y	0.160	Y
93875	327784	0.543	Y	0.457	Y
93880	1529571	0.361	Y	0.639	Y
93882	37853	0.554	Y	0.446	Y
93886	66797	0.560	Y	0.440	Y
93888	15933	0.512	Y	0.488	Y
93922	267173	0.686	Y	0.314	Y
93923	400438	0.576	Y	0.424	Y
93924	77390	0.595	Y	0.405	Y
93925	237123	0.624	Y	0.376	Y
93926	48094	0.457	Y	0.543	Y
93930	36222	0.693	Y	0.307	Y
93931	16798	0.557	Y	0.443	Y
93965	349085	0.521	Y	0.479	Y
93970	647799	0.282	Y	0.718	Y
93971	142692	0.190	Y	0.810	Y
93975	40995	0.293	Y	0.707	Y
93976	9449	0.259	Y	0.741	Y
93978	53129	0.712	Y	0.288	Y
93979	15059	0.609	Y	0.391	Y
93980	4544	0.796	Y	0.204	Y
93981	491	0.870	Y	0.130	Y
93990	.	.	N/A	.	N/A
94010	934701	0.793	Y	0.207	Y
94060	869550	0.684	Y	0.316	Y
94070	82624	0.776	Y	0.224	Y
94150	101149	0.677	Y	0.323	Y
94160	243599	0.777	Y	0.223	Y
94200	141005	0.662	Y	0.338	Y
94240	282465	0.378	Y	0.622	Y
94250	16029	0.363	Y	0.637	Y
94260	46435	0.419	Y	0.581	Y
94350	55525	0.457	Y	0.543	Y
94360	34981	0.380	Y	0.620	Y
94370	16326	0.558	Y	0.442	Y

Expected Sites for Resource Profiling

PROCCODE	VOL94	PCT_IN	EXP_IN	PCT_OUT	EXP_OUT
94375	469451	0.696	Y	0.304	Y
94400	6062	0.265	Y	0.735	Y
94450	8136	0.029	N	0.971	Y
94620	65064	0.373	Y	0.627	Y
94640	192159	0.628	Y	0.372	Y
94642	1670	0.992	Y	0.008	N
94650	49764	0.991	Y	0.009	N
94651	14216	0.852	Y	0.148	Y
94652	2	1.000	Y	0.000	N
94656	98223	0.005	N	0.995	Y
94657	714879	0.002	N	0.998	Y
94660	9897	0.213	Y	0.787	Y
94662	428	0.023	N	0.977	Y
94664	253688	0.953	Y	0.047	N
94665	249808	0.444	Y	0.556	Y
94667	37948	0.780	Y	0.220	Y
94668	53687	0.652	Y	0.348	Y
94680	16353	0.441	Y	0.559	Y
94681	14782	0.318	Y	0.682	Y
94690	17580	0.099	N	0.901	Y
94720	319716	0.376	Y	0.624	Y
94725	7222	0.395	Y	0.605	Y
94750	10754	0.193	Y	0.807	Y
94760	866000	0.900	Y	0.100	N
94761	210980	0.820	Y	0.180	Y
94762	19586	0.317	Y	0.683	Y
94770	24753	0.092	N	0.908	Y
94772	1	0.000	N	1.000	Y
95004	3393904	0.999	Y	0.001	N
95010	49464	0.967	Y	0.033	N
95015	45716	0.946	Y	0.054	N
95024	1765356	0.998	Y	0.002	N
95027	119339	0.999	Y	0.001	N
95028	76584	0.997	Y	0.003	N
95044	160663	0.995	Y	0.005	N
95052	1561	0.983	Y	0.017	N
95056	228	1.000	Y	0.000	N
95060	15073	0.992	Y	0.008	N
95065	813	0.999	Y	0.001	N
95070	1349	0.890	Y	0.110	Y
95071	20	1.000	Y	0.000	N
95075	1410	0.975	Y	0.025	N
95078	4509	1.000	Y	0.000	N
95115	1169870	0.997	Y	0.003	N
95117	861990	0.999	Y	0.001	N
95144	464801	0.994	Y	0.006	N
95145	17435	0.989	Y	0.011	N
95146	2292	0.997	Y	0.003	N
95147	6634	0.998	Y	0.002	N
95148	1955	0.997	Y	0.003	N
95149	1984	0.997	Y	0.003	N
95165	3167097	0.996	Y	0.004	N
95170	1759	1.000	Y	0.000	N
95180	978	0.754	Y	0.246	Y
95805	4427	0.268	Y	0.732	Y
95807	4508	0.312	Y	0.688	Y
95808	5326	0.174	Y	0.826	Y
95810	40766	0.189	Y	0.811	Y
95812	.	.	N/A	.	N/A
95813	.	.	N/A	.	N/A
95816	72748	0.173	Y	0.827	Y
95819	560563	0.168	Y	0.832	Y
95822	13875	0.254	Y	0.746	Y
95824	817	0.070	N	0.930	Y
95827	3084	0.322	Y	0.678	Y
95829	405	0.022	N	0.978	Y
95830	551	0.082	N	0.918	Y
95831	38123	0.662	Y	0.338	Y
95832	9916	0.956	Y	0.044	N
95833	5573	0.946	Y	0.054	N

Expected Sites for Resource Profiling

PROCCODE	VOL94	PCT_IN	EXP_IN	PCT_OUT	EXP_OUT
95834	8862	0.779	Y	0.221	Y
95851	70217	0.829	Y	0.171	Y
95852	7713	0.921	Y	0.079	N
95857	3975	0.567	Y	0.433	Y
95858	239	0.456	Y	0.544	Y
95860	183506	0.667	Y	0.333	Y
95861	162928	0.670	Y	0.330	Y
95863	12411	0.564	Y	0.436	Y
95864	10537	0.722	Y	0.278	Y
95867	2835	0.499	Y	0.501	Y
95868	3938	0.708	Y	0.292	Y
95869	40830	0.674	Y	0.326	Y
95872	776	0.375	Y	0.625	Y
95875	226	0.066	N	0.934	Y
95880	5211	0.518	Y	0.482	Y
95881	3084	0.123	Y	0.877	Y
95882	31067	0.501	Y	0.499	Y
95883	121169	0.421	Y	0.579	Y
95900	1878643	0.733	Y	0.267	Y
95904	1570498	0.759	Y	0.241	Y
95920	13546	0.019	N	0.981	Y
95925	151304	0.838	Y	0.162	Y
95933	2101	0.542	Y	0.458	Y
95935	897722	0.828	Y	0.172	Y
95937	76576	0.743	Y	0.257	Y
95950	15146	0.143	Y	0.857	Y
95951	10507	0.044	N	0.956	Y
95953	9113	0.038	N	0.962	Y
95954	313	0.128	Y	0.872	Y
95955	9421	0.022	N	0.978	Y
95956	3855	0.037	N	0.963	Y
95957	.	.	N/A	.	N/A
95958	334	0.099	N	0.901	Y
95961	119	0.328	Y	0.672	Y
95962	218	0.000	N	1.000	Y
96400	1023535	0.998	Y	0.002	N
96405	1218	0.927	Y	0.073	N
96406	244	0.996	Y	0.004	N
96408	989834	0.999	Y	0.001	N
96410	938861	0.999	Y	0.001	N
96412	787310	0.999	Y	0.001	N
96414	56540	0.941	Y	0.059	N
96420	2756	0.964	Y	0.036	N
96422	1163	0.991	Y	0.009	N
96423	556	0.969	Y	0.031	N
96425	1187	0.998	Y	0.002	N
96440	1006	0.463	Y	0.537	Y
96445	1059	0.766	Y	0.234	Y
96450	2407	0.523	Y	0.477	Y
96520	70343	0.994	Y	0.006	N
96530	156540	0.996	Y	0.004	N
96542	1693	0.863	Y	0.137	Y
96900	107379	1.000	Y	0.000	N
96910	151209	0.998	Y	0.002	N
96912	144144	0.999	Y	0.001	N
96913	1994	1.000	Y	0.000	N
97010	2729165	0.989	Y	0.011	N
97012	210510	0.998	Y	0.002	N
97014	1010623	0.990	Y	0.010	N
97016	76188	0.708	Y	0.292	Y
97018	171508	0.994	Y	0.006	N
97020	8699	0.983	Y	0.017	N
97022	582262	0.994	Y	0.006	N
97024	184096	0.999	Y	0.001	N
97026	50418	0.972	Y	0.028	N
97028	16612	0.974	Y	0.026	N
97032	.	.	N/A	.	N/A
97033	.	.	N/A	.	N/A
97034	.	.	N/A	.	N/A
97035	.	.	N/A	.	N/A

Expected Sites for Resource Profiling

PROCCODE	VOL94	PCT_IN	EXP_IN	PCT_OUT	EXP_OUT
97036	.	.	N/A	.	N/A
97039	51094	0.983	Y	0.017	N
97110	2067090	0.982	Y	0.018	N
97112	268354	0.974	Y	0.026	N
97113	.	.	N/A	.	N/A
97116	162960	0.834	Y	0.166	Y
97122	105923	0.994	Y	0.006	N
97124	1146985	0.977	Y	0.023	N
97139	133741	0.964	Y	0.036	N
97150	.	.	N/A	.	N/A
97250	82041	0.986	Y	0.014	N
97260	145204	0.987	Y	0.013	N
97261	56547	0.988	Y	0.012	N
97265	.	.	N/A	.	N/A
97500	10147	0.987	Y	0.013	N
97501	2630	0.989	Y	0.011	N
97520	3666	0.826	Y	0.174	Y
97521	2000	0.753	Y	0.247	Y
97530	784914	0.968	Y	0.032	N
97540	227458	0.953	Y	0.047	N
97541	17462	0.954	Y	0.046	N
97700	72033	0.939	Y	0.061	N
97701	19767	0.980	Y	0.020	N
97750	.	.	N/A	.	N/A
97770	.	.	N/A	.	N/A
98925	151390	0.972	Y	0.028	N
98926	130217	0.976	Y	0.024	N
98927	72893	0.986	Y	0.014	N
98928	40378	0.970	Y	0.030	N
98929	21082	0.877	Y	0.123	Y
99175	44	0.341	Y	0.659	Y
99178	2	0.500	Y	0.500	Y
99183	83066	0.064	N	0.936	Y
99185	319	0.884	Y	0.116	Y
99186	14	0.214	Y	0.786	Y
99195	60819	0.951	Y	0.049	N
99201	859776	0.939	Y	0.061	N
99202	3021196	0.964	Y	0.036	N
99203	3724126	0.967	Y	0.033	N
99204	2448700	0.964	Y	0.036	N
99205	1585995	0.956	Y	0.044	N
99211	8409422	0.959	Y	0.041	N
99212	31662632	0.964	Y	0.036	N
99213	83529809	0.972	Y	0.028	N
99214	30591439	0.967	Y	0.033	N
99215	6781329	0.963	Y	0.037	N
99217	187050	0.007	N	0.993	Y
99218	124108	0.038	N	0.962	Y
99219	215986	0.012	N	0.988	Y
99220	161620	0.006	N	0.994	Y
99221	715837	0.001	N	0.999	Y
99222	3256258	0.000	N	1.000	Y
99223	4639401	0.000	N	1.000	Y
99231	30976306	0.000	N	1.000	Y
99232	35910223	0.000	N	1.000	Y
99233	12007440	0.000	N	1.000	Y
99238	6669645	0.000	N	1.000	Y
99241	687891	0.842	Y	0.158	Y
99242	1265180	0.884	Y	0.116	Y
99243	2070917	0.894	Y	0.106	Y
99244	2551824	0.893	Y	0.107	Y
99245	1228563	0.877	Y	0.123	Y
99251	599619	0.002	N	0.998	Y
99252	1076283	0.002	N	0.998	Y
99253	2228102	0.001	N	0.999	Y
99254	3676512	0.001	N	0.999	Y
99255	2009929	0.001	N	0.999	Y
99261	1321097	0.001	N	0.999	Y
99262	1970832	0.001	N	0.999	Y
99263	890936	0.001	N	0.999	Y

Expected Sites for Resource Profiling

PROCCODE	VOL94	PCT_IN	EXP_IN	PCT_OUT	EXP_OUT
99271	22311	0.568	Y	0.432	Y
99272	28277	0.637	Y	0.363	Y
99273	45109	0.651	Y	0.349	Y
99274	50938	0.646	Y	0.354	Y
99275	49025	0.529	Y	0.471	Y
99281	466339	0.000	N	1.000	Y
99282	1946798	0.000	N	1.000	Y
99283	4187772	0.000	N	1.000	Y
99284	3762169	0.000	N	1.000	Y
99285	2933844	0.000	N	1.000	Y
99291	1697434	0.005	N	0.995	Y
99292	690881	0.008	N	0.992	Y
99295	207	0.300	Y	0.700	Y
99296	68	0.162	Y	0.838	Y
99297	83	0.494	Y	0.506	Y
99301	657229	0.006	N	0.994	Y
99302	522064	0.008	N	0.992	Y
99303	679185	0.006	N	0.994	Y
99311	7557881	0.000	N	1.000	Y
99312	6011663	0.000	N	1.000	Y
99313	1507801	0.000	N	1.000	Y
99321	37213	0.005	N	0.995	Y
99322	37498	0.001	N	0.999	Y
99323	28969	0.000	N	1.000	Y
99331	481048	0.000	N	1.000	Y
99332	372496	0.000	N	1.000	Y
99333	100940	0.000	N	1.000	Y
99341	67443	0.001	N	0.999	Y
99342	67288	0.001	N	0.999	Y
99343	48476	0.000	N	1.000	Y
99351	447531	0.000	N	1.000	Y
99352	586570	0.000	N	1.000	Y
99353	340050	0.000	N	1.000	Y
99354	42375	0.853	Y	0.147	Y
99355	12311	0.748	Y	0.252	Y
99356	47723	0.002	N	0.998	Y
99357	9057	0.005	N	0.995	Y
99375	153	0.621	Y	0.379	Y
99381	.	.	N/A	.	N/A
99382	.	.	N/A	.	N/A
99383	.	.	N/A	.	N/A
99384	.	.	N/A	.	N/A
99385	.	.	N/A	.	N/A
99386	.	.	N/A	.	N/A
99387	2	1.000	Y	0.000	N
99391	.	.	N/A	.	N/A
99392	1	1.000	Y	0.000	N
99393	.	.	N/A	.	N/A
99394	.	.	N/A	.	N/A
99395	.	.	N/A	.	N/A
99396	5	1.000	Y	0.000	N
99397	5	1.000	Y	0.000	N
99401	.	.	N/A	.	N/A
99402	.	.	N/A	.	N/A
99403	.	.	N/A	.	N/A
99404	.	.	N/A	.	N/A
99431	25	0.000	N	1.000	Y
99432	3	0.000	N	1.000	Y
99433	28	0.071	N	0.929	Y
99440	2	0.000	N	1.000	Y
A2000	12080432	0.998	Y	0.002	N
A4263	24630	0.994	Y	0.006	N
G0002	49193	0.997	Y	0.003	N
G0004	.	.	N/A	.	N/A
G0005	.	.	N/A	.	N/A
G0006	.	.	N/A	.	N/A
G0007	.	.	N/A	.	N/A
G0015	.	.	N/A	.	N/A
G0016	.	.	N/A	.	N/A
G0020	.	.	N/A	.	N/A

Expected Sites for Resource Profiling

PROCCODE	VOL94	PCT_IN	EXP_IN	PCT_OUT	EXP_OUT
G0021	.	.	N/A	.	N/A
G0025	.	.	N/A	.	N/A
H5300	63742	0.963	Y	0.037	N
M0005	142520	0.990	Y	0.010	N
M0006	57231	0.997	Y	0.003	N
M0007	1400665	0.996	Y	0.004	N
M0008	906694	0.994	Y	0.006	N
M0064	189374	0.413	Y	0.587	Y
M0101	1748087	0.527	Y	0.473	Y
P3001	15373	0.191	Y	0.809	Y
Q0035	73	0.630	Y	0.370	Y
Q0068	3	0.000	N	1.000	Y
Q0091	43112	0.940	Y	0.060	N
Q0092	1149273	0.002	N	0.998	Y
Q0103	178404	0.984	Y	0.016	N
Q0104	35307	0.985	Y	0.015	N
Q0109	5270	0.976	Y	0.024	N
Q0110	2242	0.971	Y	0.029	N
R0070	1618096	0.002	N	0.998	Y
R0075	1106640	0.000	N	1.000	Y
R0076	260685	0.002	N	0.998	Y



**Out-of-Office Clinical Equipment Pricing by CPEP and HCPCS Code
(OUTEQCAP)**

- CPEP: The Clinical Practice Expert Panel (abbreviated CPEP) that provided the estimates for the associated service.
- PROCCODE: The HCFA Common Procedure Coding System (HCPCS) Code for the specified service.
- EQP_CODE: Alphanumeric code for a unique type of equipment, as assigned by Abt Associates Inc.
- DESC: Description of the clinical equipment item \$500 or more.
- PRICE: The purchase price of the equipment.
- LIFE: The estimated useful life of the equipment, in years.
- INTRATE: The interest rate used to calculate the annualized opportunity cost (CAPFRAC) of the item of the equipment.
- CAPFRAC: Factor used to inflate the capital acquisition cost to reflect the cost of capital over time.
- ANNFACT: Factor to multiply by the equipment purchase price, PRICE, to obtain the total annualized cost of the equipment. This factor incorporates both the inflation of cost due to the cost of capital over time (e.g., loan interest payments) and the annual maintenance cost expressed as a percentage of acquisition cost.
- COST_MIN: The estimated cost per minute of use of the equipment for the service.
- IN: For the specified service, this variable indicates whether the service was profiled for the "in-office" location.
- OUT: For the specified service, this variable indicates whether the service was profiled for the "out-office" location.
- EQTI: The estimated total number of minutes that the equipment was assumed to be used for the service when provided in the in-office setting.
- PXEQ_I: The allocated cost, in dollars, of all service-specific equipment assigned by the CPEP with the provision of this service in the office.
- EQTO: The estimated total number of minutes that the equipment was assumed to be used for the service when provided in the out-of-office setting.
- PXEQ_O: The allocated cost, in dollars, of all service-specific equipment assigned by the CPEP with the provision of this service out of the office.

Out-of-Office Clinical Equipment Pricing by CPEP and HCPCS Code

CPEP	PROCODE	EQP_CODE	DESC	PRICE	LIFE	INTRATE	CAPFRAC	ANNFACT	COST_MIN	IN	OUT	EQTI	PXEQ_I	EQTO	PXEQ_0
C 5	65155	E72007	Cataract Tray	11261.33	4.0	0.105	0.31889	0.36889	0.03956	N	Y	.	.	110	4.352
C 5	65235	E13659 E72007	diamond knife Cataract Tray	3100.00 11261.33	10.0 4.0	0.110 0.105	0.16980 0.31889	0.21980 0.36889	0.00649 0.03956	N N	Y Y	.	.	87 87	0.565 3.442
C 5	65270	E71102	Designed for Vision loupes	600.00	7.0	0.105	0.20880	0.25880	0.00148	Y	Y	0	0	61	0.090
C 5	65280	E72007	Cataract Tray	11261.33	4.0	0.105	0.31889	0.36889	0.03956	N	Y	.	.	90	3.561
C 5	65400	E72007	Cataract Tray	11261.33	4.0	0.105	0.31889	0.36889	0.03956	Y	Y	0	0	67	2.651
C 5	65426	E72007	Cataract Tray	11261.33	4.0	0.105	0.31889	0.36889	0.03956	Y	Y	0	0	65	2.572
C 5	65775	E13659 E71020	diamond knife pachometer	3100.00 3650.00	10.0 5.0	0.110 0.105	0.16980 0.26718	0.21980 0.31718	0.00649 0.01103	N N	Y Y	.	.	60 60	0.389 0.662
C 5	65850	E72007	Cataract Tray	11261.33	4.0	0.105	0.31889	0.36889	0.03956	N	Y	.	.	66	2.611
C 5	65865	E72007	Cataract Tray	11261.33	4.0	0.105	0.31889	0.36889	0.03956	N	Y	.	.	55	2.176
C 5	65870	E72007	Cataract Tray	11261.33	4.0	0.105	0.31889	0.36889	0.03956	N	Y	.	.	55	2.176
C 5	65875	E72007	Cataract Tray	11261.33	4.0	0.105	0.31889	0.36889	0.03956	N	Y	.	.	55	2.176
C 5	65880	E72007	Cataract Tray	11261.33	4.0	0.105	0.31889	0.36889	0.03956	N	Y	.	.	60	2.374
C 5	65920	E72007	Cataract Tray	11261.33	4.0	0.105	0.31889	0.36889	0.03956	N	Y	.	.	73	2.888
C 5	65930	E72007	Cataract Tray	11261.33	4.0	0.105	0.31889	0.36889	0.03956	N	Y	.	.	62	2.453
C 5	66150	E72007	Cataract Tray	11261.33	4.0	0.105	0.31889	0.36889	0.03956	N	Y	.	.	75	2.967
C 5	66160	E72007	Cataract Tray	11261.33	4.0	0.105	0.31889	0.36889	0.03956	N	Y	.	.	74	2.928
C 5	66165	E72007	Cataract Tray	11261.33	4.0	0.105	0.31889	0.36889	0.03956	N	Y	.	.	71	2.809
C 5	66170	E72007	Cataract Tray	11261.33	4.0	0.105	0.31889	0.36889	0.03956	N	Y	.	.	75	2.967
C 5	66172	E72007	Cataract Tray	11261.33	4.0	0.105	0.31889	0.36889	0.03956	N	Y	.	.	83	3.284
C 5	66185	E72007	Cataract Tray	11261.33	4.0	0.105	0.31889	0.36889	0.03956	N	Y	.	.	82	3.244
C 5	66250	E72007	Cataract Tray	11261.33	4.0	0.105	0.31889	0.36889	0.03956	Y	Y	0	0	67	2.651
C 5	66635	E72007	Cataract Tray	11261.33	4.0	0.105	0.31889	0.36889	0.03956	N	Y	.	.	58	2.295
C 5	66680	E72007	Cataract Tray	11261.33	4.0	0.105	0.31889	0.36889	0.03956	N	Y	.	.	67	2.651
C 5	66740	E72007	Cataract Tray	11261.33	4.0	0.105	0.31889	0.36889	0.03956	N	Y	.	.	72	2.849

Out-of-Office Clinical Equipment Pricing by CPEP and HCPCS Code

CPEP	PROCCODE	EQP_CODE	DESC	PRICE	LIFE	INTRATE	CAPFRAC	ANNFACT	COST_MIN	IN	OUT	EQTI	PXEQ_I	EQTO	PXEQ_O
C 5	66830	E72007	Cataract Tray	11261.33	4.0	0.105	0.31889	0.36889	0.03956	N	Y	.	.	65	2.572
C 5	66983	E13659 E72007	diamond knife Cataract Tray	3100.00 11261.33	10.0 4.0	0.110 0.105	0.16980 0.31889	0.21980 0.36889	0.00649 0.03956	N N	Y Y	.	.	75 75	0.487 2.967
C 5	66984	E13659 E72007	diamond knife Cataract Tray	3100.00 11261.33	10.0 4.0	0.110 0.105	0.16980 0.31889	0.21980 0.36889	0.00649 0.03956	N N	Y Y	.	.	75 75	0.487 2.967
C 5	66985	E13659 E72007	diamond knife Cataract Tray	3100.00 11261.33	10.0 4.0	0.110 0.105	0.16980 0.31889	0.21980 0.36889	0.00649 0.03956	N N	Y Y	.	.	55 55	0.357 2.176
C 5	66986	E13659 E72007	diamond knife Cataract Tray	3100.00 11261.33	10.0 4.0	0.110 0.105	0.16980 0.31889	0.21980 0.36889	0.00649 0.03956	N N	Y Y	.	.	100 100	0.649 3.956
C 5	67710	E72004	Minor Equipment Pack	1082.95	4.0	0.105	0.31889	0.36889	0.00381	Y	Y	0	0	41	0.156
C 5	67715	E72004	Minor Equipment Pack	1082.95	4.0	0.105	0.31889	0.36889	0.00381	N	Y	.	.	41	0.156
C 5	67801	E71102	Designed for Vision Loupes	600.00	7.0	0.105	0.20880	0.25880	0.00148	Y	Y	0	0	61	0.090
C 5	67805	E71102	Designed for Vision Loupes	600.00	7.0	0.105	0.20880	0.25880	0.00148	Y	Y	0	0	81	0.120
C 5	67825	E72004	Minor Equipment Pack	1082.95	4.0	0.105	0.31889	0.36889	0.00381	Y	Y	0	0	41	0.156
C 5	67830	E71102	Designed for Vision Loupes	600.00	7.0	0.105	0.20880	0.25880	0.00148	Y	Y	0	0	61	0.090
C 5	67840	E71102	Designed for Vision Loupes	600.00	7.0	0.105	0.20880	0.25880	0.00148	Y	Y	0	0	61	0.090
C 5	67850	E71102	Designed for Vision Loupes	600.00	7.0	0.105	0.20880	0.25880	0.00148	Y	Y	0	0	61	0.090
C 5	67875	E71102	Designed for Vision Loupes	600.00	7.0	0.105	0.20880	0.25880	0.00148	Y	Y	0	0	61	0.090
C 5	67880	E71102	Designed for Vision Loupes	600.00	7.0	0.105	0.20880	0.25880	0.00148	Y	Y	0	0	61	0.090
C 5	67914	E71102	Designed for Vision Loupes	600.00	7.0	0.105	0.20880	0.25880	0.00148	Y	Y	0	0	61	0.090
C 5	67916	E71102	Designed for Vision Loupes	600.00	7.0	0.105	0.20880	0.25880	0.00148	Y	Y	0	0	81	0.120
C 5	67921	E71102	Designed for Vision Loupes	600.00	7.0	0.105	0.20880	0.25880	0.00148	Y	Y	0	0	61	0.090
C 5	67922	E72004	Minor Equipment Pack	1082.95	4.0	0.105	0.31889	0.36889	0.00381	Y	Y	0	0	41	0.156
C 5	67923	E71102	Designed for Vision Loupes	600.00	7.0	0.105	0.20880	0.25880	0.00148	Y	Y	0	0	81	0.120
C 5	67930	E71102	Designed for Vision Loupes	600.00	7.0	0.105	0.20880	0.25880	0.00148	Y	Y	0	0	61	0.090
C 5	67935	E71102	Designed for Vision Loupes	600.00	7.0	0.105	0.20880	0.25880	0.00148	Y	Y	0	0	81	0.120
C 5	68100	E72004	Minor Equipment Pack	1082.95	4.0	0.105	0.31889	0.36889	0.00381	Y	Y	0	0	41	0.156

Out-of-Office Clinical Equipment Pricing by CPEP and HCPCS Code

CPEP	PROCCODE	EQP_CODE	DESC	PRICE	LIFE	INTRATE	CAPFRAC	ANNFACT	COST_MIN	IN	OUT	EQTI	PXEQ_I	EQTO	PXEQ_0
C 5	68110	E72004	Minor Equipment Pack	1082.95	4.0	0.105	0.31889	0.36889	0.00381	Y	Y	0	0	41	0.156
C 5	68115	E71102	Designed for Vision loupes	600.00	7.0	0.105	0.20880	0.25880	0.00148	Y	Y	0	0	61	0.090
C 5	68135	E72004	Minor Equipment Pack	1082.95	4.0	0.105	0.31889	0.36889	0.00381	Y	Y	0	0	41	0.156
C 5	68340	E71102	Designed for Vision loupes	600.00	7.0	0.105	0.20880	0.25880	0.00148	Y	Y	0	0	81	0.120
C 5	68362	E72007	Cataract Tray	11261.33	4.0	0.105	0.31889	0.36889	0.03956	N	Y	.	.	78	3.086
C 5	68400	E71102	Designed for Vision loupes	600.00	7.0	0.105	0.20880	0.25880	0.00148	Y	Y	0	0	61	0.090
C 5	68420	E71102	Designed for Vision loupes	600.00	7.0	0.105	0.20880	0.25880	0.00148	Y	Y	0	0	61	0.090
C 5	68440	E72004	Minor Equipment Pack	1082.95	4.0	0.105	0.31889	0.36889	0.00381	Y	Y	0	0	41	0.156
C 5	68510	E71102	Designed for Vision loupes	600.00	7.0	0.105	0.20880	0.25880	0.00148	Y	Y	0	0	81	0.120
C 5	68525	E71102	Designed for Vision loupes	600.00	7.0	0.105	0.20880	0.25880	0.00148	N	Y	.	.	81	0.120
C 5	68530	E71102	Designed for Vision loupes	600.00	7.0	0.105	0.20880	0.25880	0.00148	Y	Y	0	0	81	0.120
C 5	68705	E72004	Minor Equipment Pack	1082.95	4.0	0.105	0.31889	0.36889	0.00381	Y	Y	0	0	41	0.156
C 5	68770	E71102	Designed for Vision loupes	600.00	7.0	0.105	0.20880	0.25880	0.00148	Y	Y	0	0	81	0.120
C 5	68820	E71102	Designed for Vision loupes	600.00	7.0	0.105	0.20880	0.25880	0.00148	Y	Y	0	0	81	0.120
C 5	68825	E71102	Designed for Vision loupes	600.00	7.0	0.105	0.20880	0.25880	0.00148	N	Y	.	.	61	0.090
C 5	68830	E71102	Designed for Vision loupes	600.00	7.0	0.105	0.20880	0.25880	0.00148	Y	Y	0	0	81	0.120
C 7	90900	E52003	Pentium computer	2800.00	5.0	0.105	0.26718	0.31718	0.00846	Y	Y	0	0	60	0.507
C 7	90902	E52003	Pentium computer	2800.00	5.0	0.105	0.26718	0.31718	0.00846	Y	Y	0	0	60	0.507
C 7	90904	E52003	Pentium computer	2800.00	5.0	0.105	0.26718	0.31718	0.00846	Y	Y	0	0	60	0.507
C 7	90906	E52003	Pentium computer	2800.00	5.0	0.105	0.26718	0.31718	0.00846	Y	Y	0	0	60	0.507
C 7	90908	E52003	Pentium computer	2800.00	5.0	0.105	0.26718	0.31718	0.00846	Y	Y	0	0	60	0.507
C 7	90910	E52003	Pentium computer	2800.00	5.0	0.105	0.26718	0.31718	0.00846	Y	Y	0	0	60	0.507
C 7	90911	E52003	Pentium computer	2800.00	5.0	0.105	0.26718	0.31718	0.00846	Y	Y	0	0	60	0.507
C 7	90915	E52003	Pentium computer	2800.00	5.0	0.105	0.26718	0.31718	0.00846	Y	Y	0	0	60	0.507
C 7	95881	E12001	developmental testing instrument-average	595.00	7.5	0.110	0.20264	0.25264	0.00143	Y	Y	0	0	94	0.135

Out-of-Office Clinical Equipment Pricing by CPEP and HCPCS Code

CPEP	PROCCODE	EQP_CODE	DESC	PRICE	LIFE	INTRATE	CAPFRAC	ANMFACT	COST_MIN	IN	OUT	EQTI	PXEQ_I	EQTO	PXEQ_O
C 7	95882	E12002	neurobehavioral status instrument-average	717.49	7.5	0.110	0.20264	0.25264	0.00173	Y	Y	0	0	94	0.162
C 7	95883	E12002	neurobehavioral status instrument-average	717.49	7.5	0.110	0.20264	0.25264	0.00173	Y	Y	0	0	94	0.162
C 7	99178	E12001	developmental testing instrument-average	595.00	7.5	0.110	0.20264	0.25264	0.00143	Y	Y	0	0	94	0.135
C 9	30000	E30003	soft tissue tray	1047.23	4.0	0.105	0.31889	0.36889	0.00368	Y	Y	0	0	65	0.239
		E30018	surgical loupes	1300.00	10.0	0.110	0.16980	0.21980	0.00272	Y	Y	0	0	65	0.177
C 9	30020	E30003	soft tissue tray	1047.23	4.0	0.105	0.31889	0.36889	0.00368	Y	Y	0	0	65	0.239
		E30018	surgical loupes	1300.00	10.0	0.110	0.16980	0.21980	0.00272	Y	Y	0	0	65	0.177
C 9	30118	E72008	septoplasty tray	725.76	4.0	0.105	0.31889	0.36889	0.00255	N	Y	.	.	90	0.230
C 9	30120	E72008	septoplasty tray	725.76	4.0	0.105	0.31889	0.36889	0.00255	Y	Y	0	0	90	0.230
C 9	30125	E72008	septoplasty tray	725.76	4.0	0.105	0.31889	0.36889	0.00255	N	Y	.	.	90	0.230
C 9	30150	E72008	septoplasty tray	725.76	4.0	0.105	0.31889	0.36889	0.00255	N	Y	.	.	90	0.230
C 9	30160	E72008	septoplasty tray	725.76	4.0	0.105	0.31889	0.36889	0.00255	N	Y	.	.	90	0.230
C 9	30310	E30018	surgical loupes	1300.00	10.0	0.110	0.16980	0.21980	0.00272	N	Y	.	.	65	0.177
C 9	30320	E72008	septoplasty tray	725.76	4.0	0.105	0.31889	0.36889	0.00255	N	Y	.	.	90	0.230
C 9	30400	E72008	septoplasty tray	725.76	4.0	0.105	0.31889	0.36889	0.00255	N	Y	.	.	90	0.230
C 9	30410	E72008	septoplasty tray	725.76	4.0	0.105	0.31889	0.36889	0.00255	N	Y	.	.	90	0.230
C 9	30420	E72008	septoplasty tray	725.76	4.0	0.105	0.31889	0.36889	0.00255	N	Y	.	.	90	0.230
C 9	30430	E30018	surgical loupes	1300.00	10.0	0.110	0.16980	0.21980	0.00272	N	Y	.	.	90	0.245
		E72008	septoplasty tray	725.76	4.0	0.105	0.31889	0.36889	0.00255	N	Y	.	.	90	0.230
C 9	30435	E72008	septoplasty tray	725.76	4.0	0.105	0.31889	0.36889	0.00255	N	Y	.	.	90	0.230
C 9	30450	E72008	septoplasty tray	725.76	4.0	0.105	0.31889	0.36889	0.00255	N	Y	.	.	90	0.230
C 9	30460	E72008	septoplasty tray	725.76	4.0	0.105	0.31889	0.36889	0.00255	N	Y	.	.	90	0.230
C 9	30462	E72008	septoplasty tray	725.76	4.0	0.105	0.31889	0.36889	0.00255	N	Y	.	.	90	0.230
C 9	30520	E72008	septoplasty tray	725.76	4.0	0.105	0.31889	0.36889	0.00255	N	Y	.	.	90	0.230
C 9	30540	E72008	septoplasty tray	725.76	4.0	0.105	0.31889	0.36889	0.00255	N	Y	.	.	90	0.230
C 9	30545	E72008	septoplasty tray	725.76	4.0	0.105	0.31889	0.36889	0.00255	N	Y	.	.	90	0.230

Out-of-Office Clinical Equipment Pricing by CPEP and HCPCS Code

CPEP	PROCCODE	EQP_CODE	DESC	PRICE	LIFE	INTRATE	CAPFRAC	ANNFACT	COST_MIN	IN	OUT	EQTI	PXEQ_I	EQTO	PXEQ_O
C 9	30580	E72008	septoplasty tray	725.76	4.0	0.105	0.31889	0.36889	0.00255	Y	Y	0	0	90	0.230
C 9	30600	E72008	septoplasty tray	725.76	4.0	0.105	0.31889	0.36889	0.00255	Y	Y	0	0	90	0.230
C 9	30620	E72008	septoplasty tray	725.76	4.0	0.105	0.31889	0.36889	0.00255	N	Y	.	.	90	0.230
C 9	30630	E72008	septoplasty tray	725.76	4.0	0.105	0.31889	0.36889	0.00255	N	Y	.	.	90	0.230
C 9	30801	E72008	septoplasty tray	725.76	4.0	0.105	0.31889	0.36889	0.00255	Y	Y	0	0	90	0.230
C 9	30802	E72008	septoplasty tray	725.76	4.0	0.105	0.31889	0.36889	0.00255	Y	Y	0	0	90	0.230
C 9	30915	E72008	septoplasty tray	725.76	4.0	0.105	0.31889	0.36889	0.00255	N	Y	.	.	90	0.230
C 9	30920	E72008	septoplasty tray	725.76	4.0	0.105	0.31889	0.36889	0.00255	N	Y	.	.	90	0.230
C 9	30930	E30018	surgical loupes	1300.00	10.0	0.110	0.16980	0.21980	0.00272	N	Y	.	.	90	0.245
C 9	31002	E30018	surgical loupes	1300.00	10.0	0.110	0.16980	0.21980	0.00272	N	Y	.	.	90	0.245
C 9	31020	E30018 E72008	surgical loupes septoplasty tray	1300.00 725.76	10.0 4.0	0.110 0.105	0.16980 0.31889	0.21980 0.36889	0.00272 0.00255	Y Y	Y Y	0 0	0 0	62 62	0.169 0.158
C 9	31030	E30018 E72008	surgical loupes septoplasty tray	1300.00 725.76	10.0 4.0	0.110 0.105	0.16980 0.31889	0.21980 0.36889	0.00272 0.00255	Y Y	Y Y	0 0	0 0	87 87	0.237 0.222
C 9	31032	E30018 E72008	surgical loupes septoplasty tray	1300.00 725.76	10.0 4.0	0.110 0.105	0.16980 0.31889	0.21980 0.36889	0.00272 0.00255	N N	Y Y	.	.	90 90	0.245 0.230
C 9	31040	E72008	septoplasty tray	725.76	4.0	0.105	0.31889	0.36889	0.00255	N	Y	.	.	90	0.230
C 9	31050	E72008	septoplasty tray	725.76	4.0	0.105	0.31889	0.36889	0.00255	N	Y	.	.	90	0.230
C 9	31051	E72008	septoplasty tray	725.76	4.0	0.105	0.31889	0.36889	0.00255	N	Y	.	.	90	0.230
C 9	31070	E72008	septoplasty tray	725.76	4.0	0.105	0.31889	0.36889	0.00255	N	Y	.	.	90	0.230
C 9	31075	E72008	septoplasty tray	725.76	4.0	0.105	0.31889	0.36889	0.00255	N	Y	.	.	90	0.230
C 9	31080	E72008	septoplasty tray	725.76	4.0	0.105	0.31889	0.36889	0.00255	N	Y	.	.	90	0.230
C 9	31081	E72008	septoplasty tray	725.76	4.0	0.105	0.31889	0.36889	0.00255	N	Y	.	.	90	0.230
C 9	31084	E72008	septoplasty tray	725.76	4.0	0.105	0.31889	0.36889	0.00255	N	Y	.	.	90	0.230
C 9	31085	E72008	septoplasty tray	725.76	4.0	0.105	0.31889	0.36889	0.00255	N	Y	.	.	90	0.230
C 9	31086	E72008	septoplasty tray	725.76	4.0	0.105	0.31889	0.36889	0.00255	N	Y	.	.	90	0.230

Out-of-Office Clinical Equipment Pricing by CPEP and HCPCS Code

CPEP	PROCCODE	EQP_CODE	DESC	PRICE	LIFE	INTRATE	CAPFRAC	ANFACF	COST_MIN	IN	OUT	EQTI	PXEQ_I	EQTO	PXEQ_O
C 9	31087	E72008	septoplasty tray	725.76	4.0	0.105	0.31889	0.36889	0.00255	N	Y	.	.	90	0.230
C 9	31090	E72008	septoplasty tray	725.76	4.0	0.105	0.31889	0.36889	0.00255	N	Y	.	.	90	0.230
C 9	31200	E72008	septoplasty tray	725.76	4.0	0.105	0.31889	0.36889	0.00255	N	Y	.	.	90	0.230
C 9	31201	E72008	septoplasty tray	725.76	4.0	0.105	0.31889	0.36889	0.00255	N	Y	.	.	90	0.230
C 9	31205	E72008	septoplasty tray	725.76	4.0	0.105	0.31889	0.36889	0.00255	N	Y	.	.	90	0.230
C 9	40525	E30018	surgical loupes	1300.00	10.0	0.110	0.16980	0.21980	0.00272	N	Y	.	.	210	0.571
C 9	40527	E30018	surgical loupes	1300.00	10.0	0.110	0.16980	0.21980	0.00272	N	Y	.	.	210	0.571
C 9	40530	E30018	surgical loupes	1300.00	10.0	0.110	0.16980	0.21980	0.00272	Y	Y	0	0	120	0.327
C 9	40650	E30018	surgical loupes	1300.00	10.0	0.110	0.16980	0.21980	0.00272	Y	Y	0	0	90	0.245
C 9	40652	E30018	surgical loupes	1300.00	10.0	0.110	0.16980	0.21980	0.00272	Y	Y	0	0	105	0.286
C 9	40654	E30018	surgical loupes	1300.00	10.0	0.110	0.16980	0.21980	0.00272	Y	Y	0	0	120	0.327
C 9	40700	E30018	surgical loupes	1300.00	10.0	0.110	0.16980	0.21980	0.00272	N	Y	.	.	210	0.571
C 9	40701	E30018	surgical loupes	1300.00	10.0	0.110	0.16980	0.21980	0.00272	N	Y	.	.	230	0.626
C 9	40702	E30018	surgical loupes	1300.00	10.0	0.110	0.16980	0.21980	0.00272	N	Y	.	.	210	0.571
C 9	40720	E30018	surgical loupes	1300.00	10.0	0.110	0.16980	0.21980	0.00272	N	Y	.	.	210	0.571
C 9	40761	E30018	surgical loupes	1300.00	10.0	0.110	0.16980	0.21980	0.00272	N	Y	.	.	230	0.626
C 9	40816	E30018	surgical loupes	1300.00	10.0	0.110	0.16980	0.21980	0.00272	Y	Y	0	0	150	0.408
C 9	40840	E30018	surgical loupes	1300.00	10.0	0.110	0.16980	0.21980	0.00272	Y	Y	0	0	120	0.327
C 9	40842	E30018	surgical loupes	1300.00	10.0	0.110	0.16980	0.21980	0.00272	Y	Y	0	0	105	0.286
C 9	40843	E30018	surgical loupes	1300.00	10.0	0.110	0.16980	0.21980	0.00272	Y	Y	0	0	150	0.408
C 9	40844	E30018	surgical loupes	1300.00	10.0	0.110	0.16980	0.21980	0.00272	Y	Y	0	0	150	0.408
C 9	40845	E30018	surgical loupes	1300.00	10.0	0.110	0.16980	0.21980	0.00272	Y	Y	0	0	180	0.490
C 9	41113	E30018	surgical loupes	1300.00	10.0	0.110	0.16980	0.21980	0.00272	N	Y	.	.	110	0.299
C 9	41114	E30018	surgical loupes	1300.00	10.0	0.110	0.16980	0.21980	0.00272	N	Y	.	.	130	0.354
C 9	41120	E30018	surgical loupes	1300.00	10.0	0.110	0.16980	0.21980	0.00272	N	Y	.	.	150	0.408

Out-of-Office Clinical Equipment Pricing by CPEP and HCPCS Code

CPEP	PROCCODE	EQP_CODE	DESC	PRICE	LIFE	INTRATE	CAPFRAC	ANNFACT	COST_MIN	IN	OUT	EQTI	PXEQ_I	EQTO	PXEQ_O
C 9	41130	E30018	surgical loupes	1300.00	10.0	0.110	0.16980	0.21980	0.00272	N	Y	.	.	150	0.408
C 9	41135	E30018	surgical loupes	1300.00	10.0	0.110	0.16980	0.21980	0.00272	N	Y	.	.	290	0.789
C 9	41140	E30018	surgical loupes	1300.00	10.0	0.110	0.16980	0.21980	0.00272	N	Y	.	.	290	0.789
C 9	41145	E30018	surgical loupes	1300.00	10.0	0.110	0.16980	0.21980	0.00272	N	Y	.	.	410	1.116
C 9	41150	E30018	surgical loupes	1300.00	10.0	0.110	0.16980	0.21980	0.00272	N	Y	.	.	280	0.762
C 9	41153	E30018	surgical loupes	1300.00	10.0	0.110	0.16980	0.21980	0.00272	N	Y	.	.	320	0.871
C 9	41155	E30018	surgical loupes	1300.00	10.0	0.110	0.16980	0.21980	0.00272	N	Y	.	.	370	1.007
C 9	41500	E30018	surgical loupes	1300.00	10.0	0.110	0.16980	0.21980	0.00272	N	Y	.	.	90	0.245
C 9	41828	E30018	surgical loupes	1300.00	10.0	0.110	0.16980	0.21980	0.00272	Y	Y	0	0	90	0.245
C 9	41830	E30018	surgical loupes	1300.00	10.0	0.110	0.16980	0.21980	0.00272	Y	Y	0	0	120	0.327
C 9	41872	E30018	surgical loupes	1300.00	10.0	0.110	0.16980	0.21980	0.00272	Y	Y	0	0	90	0.245
C 9	41874	E30018	surgical loupes	1300.00	10.0	0.110	0.16980	0.21980	0.00272	Y	Y	0	0	90	0.245
C 9	42107	E30018	surgical loupes	1300.00	10.0	0.110	0.16980	0.21980	0.00272	Y	Y	0	0	120	0.327
C 9	42120	E30018	surgical loupes	1300.00	10.0	0.110	0.16980	0.21980	0.00272	N	Y	.	.	120	0.327
C 9	42145	E30018	surgical loupes	1300.00	10.0	0.110	0.16980	0.21980	0.00272	N	Y	.	.	120	0.327
C 9	42182	E30018	surgical loupes	1300.00	10.0	0.110	0.16980	0.21980	0.00272	Y	Y	0	0	90	0.245
C 9	42200	E30018	surgical loupes	1300.00	10.0	0.110	0.16980	0.21980	0.00272	N	Y	.	.	190	0.517
C 9	42205	E30018	surgical loupes	1300.00	10.0	0.110	0.16980	0.21980	0.00272	N	Y	.	.	150	0.408
C 9	42210	E30018	surgical loupes	1300.00	10.0	0.110	0.16980	0.21980	0.00272	N	Y	.	.	190	0.517
C 9	42215	E30018	surgical loupes	1300.00	10.0	0.110	0.16980	0.21980	0.00272	N	Y	.	.	150	0.408
C 9	42220	E30018	surgical loupes	1300.00	10.0	0.110	0.16980	0.21980	0.00272	N	Y	.	.	170	0.463
C 9	42225	E30018	surgical loupes	1300.00	10.0	0.110	0.16980	0.21980	0.00272	N	Y	.	.	170	0.463
C 9	42226	E30018	surgical loupes	1300.00	10.0	0.110	0.16980	0.21980	0.00272	N	Y	.	.	170	0.463
C 9	42227	E30018	surgical loupes	1300.00	10.0	0.110	0.16980	0.21980	0.00272	N	Y	.	.	150	0.408
C 9	42235	E30018	surgical loupes	1300.00	10.0	0.110	0.16980	0.21980	0.00272	N	Y	.	.	160	0.435

Out-of-Office Clinical Equipment Pricing by CPEP and HCPCS Code

CPEP	PROCCODE	EQP_CODE	DESC	PRICE	LIFE	INTRATE	CAPFRAC	ANNFACT	COST_MIN	IN	OUT	EQTI	PXEQ_I	ERQT0	PXEQ_0
C 9	42260	E30018	surgical loupes	1300.00	10.0	0.110	0.16980	0.21980	0.00272	Y	Y	0	0	120	0.327
C 9	42300	E30018	surgical loupes	1300.00	10.0	0.110	0.16980	0.21980	0.00272	Y	Y	0	0	110	0.299
C 9	42305	E30018	surgical loupes	1300.00	10.0	0.110	0.16980	0.21980	0.00272	N	Y	.	.	110	0.299
C 9	42310	E30018	surgical loupes	1300.00	10.0	0.110	0.16980	0.21980	0.00272	Y	Y	0	0	110	0.299
C 9	42320	E30018	surgical loupes	1300.00	10.0	0.110	0.16980	0.21980	0.00272	Y	Y	0	0	110	0.299
C 9	42335	E30018	surgical loupes	1300.00	10.0	0.110	0.16980	0.21980	0.00272	Y	Y	0	0	110	0.299
C 9	42340	E30018	surgical loupes	1300.00	10.0	0.110	0.16980	0.21980	0.00272	Y	Y	0	0	110	0.299
C 9	42405	E30018	surgical loupes	1300.00	10.0	0.110	0.16980	0.21980	0.00272	Y	Y	0	0	110	0.299
C 9	42408	E30018	surgical loupes	1300.00	10.0	0.110	0.16980	0.21980	0.00272	Y	Y	0	0	110	0.299
C 9	42409	E30018	surgical loupes	1300.00	10.0	0.110	0.16980	0.21980	0.00272	Y	Y	0	0	110	0.299
C 9	42410	E30018	surgical loupes	1300.00	10.0	0.110	0.16980	0.21980	0.00272	N	Y	.	.	210	0.571
C 9	42415	E30018	surgical loupes	1300.00	10.0	0.110	0.16980	0.21980	0.00272	N	Y	.	.	210	0.571
C 9	42420	E30018	surgical loupes	1300.00	10.0	0.110	0.16980	0.21980	0.00272	N	Y	.	.	240	0.653
C 9	42425	E30018	surgical loupes	1300.00	10.0	0.110	0.16980	0.21980	0.00272	N	Y	.	.	210	0.571
C 9	42426	E30018	surgical loupes	1300.00	10.0	0.110	0.16980	0.21980	0.00272	N	Y	.	.	360	0.980
C 9	42440	E30018	surgical loupes	1300.00	10.0	0.110	0.16980	0.21980	0.00272	N	Y	.	.	110	0.299
C 9	42450	E30018	surgical loupes	1300.00	10.0	0.110	0.16980	0.21980	0.00272	Y	Y	0	0	110	0.299
C 9	42500	E30018	surgical loupes	1300.00	10.0	0.110	0.16980	0.21980	0.00272	Y	Y	0	0	110	0.299
C 9	42505	E30018	surgical loupes	1300.00	10.0	0.110	0.16980	0.21980	0.00272	Y	Y	0	0	110	0.299
C 9	42507	E30018	surgical loupes	1300.00	10.0	0.110	0.16980	0.21980	0.00272	N	Y	.	.	110	0.299
C 9	42508	E30018	surgical loupes	1300.00	10.0	0.110	0.16980	0.21980	0.00272	N	Y	.	.	210	0.571
C 9	42509	E30018	surgical loupes	1300.00	10.0	0.110	0.16980	0.21980	0.00272	N	Y	.	.	210	0.571
C 9	42510	E30018	surgical loupes	1300.00	10.0	0.110	0.16980	0.21980	0.00272	N	Y	.	.	210	0.571
C 9	42600	E30018	surgical loupes	1300.00	10.0	0.110	0.16980	0.21980	0.00272	Y	Y	0	0	110	0.299
C 9	42660	E30018	surgical loupes	1300.00	10.0	0.110	0.16980	0.21980	0.00272	Y	Y	0	0	75	0.204

Out-of-Office Clinical Equipment Pricing by CPEP and HCPCS Code

CPEP	PROCCODE	EQP_CODE	DESC	PRICE	LIFE	INTRATE	CAPFRAC	ANNFACT	COST_MIN	IN	OUT	EQTI	PXEQ_I	EQTO	PXEQ_O
C 9	42665	E30018	surgical loupes	1300.00	10.0	0.110	0.16980	0.21980	0.00272	Y	Y	0	0	110	0.299
C 9	42720	E30018	surgical loupes	1300.00	10.0	0.110	0.16980	0.21980	0.00272	Y	Y	0	0	90	0.245
C 9	42725	E30018	surgical loupes	1300.00	10.0	0.110	0.16980	0.21980	0.00272	N	Y	.	.	120	0.327
C 9	42815	E30018	surgical loupes	1300.00	10.0	0.110	0.16980	0.21980	0.00272	N	Y	.	.	150	0.408
C 9	42842	E30018	surgical loupes	1300.00	10.0	0.110	0.16980	0.21980	0.00272	N	Y	.	.	150	0.408
C 9	42844	E30018	surgical loupes	1300.00	10.0	0.110	0.16980	0.21980	0.00272	N	Y	.	.	190	0.517
C 9	42845	E30018	surgical loupes	1300.00	10.0	0.110	0.16980	0.21980	0.00272	N	Y	.	.	310	0.844
C 9	42890	E30018	surgical loupes	1300.00	10.0	0.110	0.16980	0.21980	0.00272	N	Y	.	.	210	0.571
C 9	42892	E30018	surgical loupes	1300.00	10.0	0.110	0.16980	0.21980	0.00272	N	Y	.	.	210	0.571
C 9	42894	E30018	surgical loupes	1300.00	10.0	0.110	0.16980	0.21980	0.00272	N	Y	.	.	290	0.789
C 9	42950	E30018	surgical loupes	1300.00	10.0	0.110	0.16980	0.21980	0.00272	N	Y	.	.	150	0.408
C 9	42953	E30018	surgical loupes	1300.00	10.0	0.110	0.16980	0.21980	0.00272	N	Y	.	.	240	0.653
C 9	42961	E30018	surgical loupes	1300.00	10.0	0.110	0.16980	0.21980	0.00272	N	Y	.	.	105	0.286
C 9	42962	E30018	surgical loupes	1300.00	10.0	0.110	0.16980	0.21980	0.00272	N	Y	.	.	120	0.327
C 9	42971	E30018	surgical loupes	1300.00	10.0	0.110	0.16980	0.21980	0.00272	N	Y	.	.	105	0.286
C 9	43020	E30018	surgical loupes	1300.00	10.0	0.110	0.16980	0.21980	0.00272	N	Y	.	.	150	0.408
C 9	43030	E30018	surgical loupes	1300.00	10.0	0.110	0.16980	0.21980	0.00272	N	Y	.	.	150	0.408
C 9	43300	E30018	surgical loupes	1300.00	10.0	0.110	0.16980	0.21980	0.00272	N	Y	.	.	90	0.245
C 9	69120	E72012	mastoid tray	7214.20	4.0	0.105	0.31889	0.36889	0.02535	N	Y	.	.	245	6.210
C 9	69140	E72012	mastoid tray	7214.20	4.0	0.105	0.31889	0.36889	0.02535	N	Y	.	.	245	6.210
C 9	69150	E72012	mastoid tray	7214.20	4.0	0.105	0.31889	0.36889	0.02535	N	Y	.	.	245	6.210
C 9	69155	E72012	mastoid tray	7214.20	4.0	0.105	0.31889	0.36889	0.02535	N	Y	.	.	245	6.210
C 9	69300	E72012	mastoid tray	7214.20	4.0	0.105	0.31889	0.36889	0.02535	N	Y	.	.	245	6.210
C 9	69310	E72012	mastoid tray	7214.20	4.0	0.105	0.31889	0.36889	0.02535	N	Y	.	.	245	6.210
C 9	69320	E72012	mastoid tray	7214.20	4.0	0.105	0.31889	0.36889	0.02535	N	Y	.	.	245	6.210

Out-of-Office Clinical Equipment Pricing by CPEP and HCPCS Code

CPEP	PROCCODE	EQP_CODE	DESC	PRICE	LIFE	INTRATE	CAPFRAC	ANNFACT	COST_MIN	IN	OUT	EQTI	PXEQ_I	EQTO	PXEQ_O
C 9	69440	E72012	mastoid tray	7214.20	4.0	0.105	0.31889	0.36889	0.02535	N	Y	.	.	245	6.210
C 9	69450	E72012	mastoid tray	7214.20	4.0	0.105	0.31889	0.36889	0.02535	N	Y	.	.	245	6.210
C 9	69501	E72012	mastoid tray	7214.20	4.0	0.105	0.31889	0.36889	0.02535	N	Y	.	.	245	6.210
C 9	69502	E72012	mastoid tray	7214.20	4.0	0.105	0.31889	0.36889	0.02535	N	Y	.	.	245	6.210
C 9	69505	E72012	mastoid tray	7214.20	4.0	0.105	0.31889	0.36889	0.02535	N	Y	.	.	245	6.210
C 9	69511	E72012	mastoid tray	7214.20	4.0	0.105	0.31889	0.36889	0.02535	N	Y	.	.	245	6.210
C 9	69530	E72012	mastoid tray	7214.20	4.0	0.105	0.31889	0.36889	0.02535	N	Y	.	.	245	6.210
C 9	69535	E72012	mastoid tray	7214.20	4.0	0.105	0.31889	0.36889	0.02535	N	Y	.	.	245	6.210
C 9	69550	E72012	mastoid tray	7214.20	4.0	0.105	0.31889	0.36889	0.02535	N	Y	.	.	245	6.210
C 9	69552	E72012	mastoid tray	7214.20	4.0	0.105	0.31889	0.36889	0.02535	N	Y	.	.	245	6.210
C 9	69554	E72012	mastoid tray	7214.20	4.0	0.105	0.31889	0.36889	0.02535	N	Y	.	.	245	6.210
C 9	69601	E72012	mastoid tray	7214.20	4.0	0.105	0.31889	0.36889	0.02535	N	Y	.	.	245	6.210
C 9	69602	E72012	mastoid tray	7214.20	4.0	0.105	0.31889	0.36889	0.02535	N	Y	.	.	245	6.210
C 9	69603	E72012	mastoid tray	7214.20	4.0	0.105	0.31889	0.36889	0.02535	N	Y	.	.	245	6.210
C 9	69604	E72012	mastoid tray	7214.20	4.0	0.105	0.31889	0.36889	0.02535	N	Y	.	.	245	6.210
C 9	69605	E72012	mastoid tray	7214.20	4.0	0.105	0.31889	0.36889	0.02535	N	Y	.	.	245	6.210
C 9	69631	E72012	mastoid tray	7214.20	4.0	0.105	0.31889	0.36889	0.02535	N	Y	.	.	245	6.210
C 9	69632	E72012	mastoid tray	7214.20	4.0	0.105	0.31889	0.36889	0.02535	N	Y	.	.	245	6.210
C 9	69633	E72012	mastoid tray	7214.20	4.0	0.105	0.31889	0.36889	0.02535	N	Y	.	.	245	6.210
C 9	69635	E72012	mastoid tray	7214.20	4.0	0.105	0.31889	0.36889	0.02535	N	Y	.	.	245	6.210
C 9	69636	E72012	mastoid tray	7214.20	4.0	0.105	0.31889	0.36889	0.02535	N	Y	.	.	245	6.210
C 9	69637	E72012	mastoid tray	7214.20	4.0	0.105	0.31889	0.36889	0.02535	N	Y	.	.	245	6.210
C 9	69641	E72012	mastoid tray	7214.20	4.0	0.105	0.31889	0.36889	0.02535	N	Y	.	.	245	6.210
C 9	69642	E72012	mastoid tray	7214.20	4.0	0.105	0.31889	0.36889	0.02535	N	Y	.	.	245	6.210
C 9	69643	E72012	mastoid tray	7214.20	4.0	0.105	0.31889	0.36889	0.02535	N	Y	.	.	245	6.210

Out-of-Office Clinical Equipment Pricing by CPEP and HCPCS Code

CPEP	PROCCODE	EQP_CODE	DESC	PRICE	LIFE	INTRATE	CAPFRAC	ANFRACT	COST_MIN	IN	OUT	EQTI	PXEQ_I	EQTO	PXEQ_O
C 9	69644	E72012	mastoid tray	7214.20	4.0	0.105	0.31889	0.36889	0.02535	N	Y	.	.	245	6.210
C 9	69645	E72012	mastoid tray	7214.20	4.0	0.105	0.31889	0.36889	0.02535	N	Y	.	.	245	6.210
C 9	69646	E72012	mastoid tray	7214.20	4.0	0.105	0.31889	0.36889	0.02535	N	Y	.	.	245	6.210
C 9	69650	E72012	mastoid tray	7214.20	4.0	0.105	0.31889	0.36889	0.02535	N	Y	.	.	245	6.210
C 9	69660	E72012	mastoid tray	7214.20	4.0	0.105	0.31889	0.36889	0.02535	N	Y	.	.	245	6.210
C 9	69661	E72012	mastoid tray	7214.20	4.0	0.105	0.31889	0.36889	0.02535	N	Y	.	.	245	6.210
C 9	69662	E72012	mastoid tray	7214.20	4.0	0.105	0.31889	0.36889	0.02535	N	Y	.	.	245	6.210
C 9	69666	E72012	mastoid tray	7214.20	4.0	0.105	0.31889	0.36889	0.02535	N	Y	.	.	245	6.210
C 9	69667	E72012	mastoid tray	7214.20	4.0	0.105	0.31889	0.36889	0.02535	N	Y	.	.	245	6.210
C 9	69670	E72012	mastoid tray	7214.20	4.0	0.105	0.31889	0.36889	0.02535	N	Y	.	.	245	6.210
C 9	69676	E72012	mastoid tray	7214.20	4.0	0.105	0.31889	0.36889	0.02535	N	Y	.	.	245	6.210
C 9	69711	E72012	mastoid tray	7214.20	4.0	0.105	0.31889	0.36889	0.02535	N	Y	.	.	245	6.210
C 9	69720	E72012	mastoid tray	7214.20	4.0	0.105	0.31889	0.36889	0.02535	N	Y	.	.	245	6.210
C 9	69725	E72012	mastoid tray	7214.20	4.0	0.105	0.31889	0.36889	0.02535	N	Y	.	.	245	6.210
C 9	69740	E72012	mastoid tray	7214.20	4.0	0.105	0.31889	0.36889	0.02535	N	Y	.	.	245	6.210
C 9	69745	E72012	mastoid tray	7214.20	4.0	0.105	0.31889	0.36889	0.02535	N	Y	.	.	245	6.210
C 9	69801	E72012	mastoid tray	7214.20	4.0	0.105	0.31889	0.36889	0.02535	N	Y	.	.	245	6.210
C 9	69802	E72012	mastoid tray	7214.20	4.0	0.105	0.31889	0.36889	0.02535	N	Y	.	.	245	6.210
C 9	69805	E72012	mastoid tray	7214.20	4.0	0.105	0.31889	0.36889	0.02535	N	Y	.	.	245	6.210
C 9	69806	E72012	mastoid tray	7214.20	4.0	0.105	0.31889	0.36889	0.02535	N	Y	.	.	245	6.210
C 9	69820	E72012	mastoid tray	7214.20	4.0	0.105	0.31889	0.36889	0.02535	N	Y	.	.	245	6.210
C 9	69840	E72012	mastoid tray	7214.20	4.0	0.105	0.31889	0.36889	0.02535	N	Y	.	.	245	6.210
C 9	69905	E72012	mastoid tray	7214.20	4.0	0.105	0.31889	0.36889	0.02535	N	Y	.	.	245	6.210
C 9	69910	E72012	mastoid tray	7214.20	4.0	0.105	0.31889	0.36889	0.02535	N	Y	.	.	245	6.210
C 9	69915	E72012	mastoid tray	7214.20	4.0	0.105	0.31889	0.36889	0.02535	N	Y	.	.	245	6.210

Out-of-Office Clinical Equipment Pricing by CPEP and HCPCS Code

CPEP	PROCCODE	EQP_CODE	DESC	PRICE	LIFE	INTRATE	CAPFRAC	ANFACCT	COST_MIN	IN	OUT	EQTI	PXEQ_I	EQTO	PXEQ_O
C 9	69955	E72012	mastoid tray	7214.20	4.0	0.105	0.31889	0.36889	0.02535	N	Y	.	.	245	6.210
C 9	69960	E72012	mastoid tray	7214.20	4.0	0.105	0.31889	0.36889	0.02535	N	Y	.	.	245	6.210
C12	19260	E30018 E30029	surgical loupes heart-lung machine	1300.00 90000.00	10.0 7.5	0.110 0.100	0.16980 0.19580	0.21980 0.24580	0.00272 0.21069	N N	Y Y	.	.	345 345	0.939 72.687
C12	19271	E30018 E30029	surgical loupes heart-lung machine	1300.00 90000.00	10.0 7.5	0.110 0.100	0.16980 0.19580	0.21980 0.24580	0.00272 0.21069	N N	Y Y	.	.	375 375	1.020 79.008
C12	19272	E30018 E30029	surgical loupes heart-lung machine	1300.00 90000.00	10.0 7.5	0.110 0.100	0.16980 0.19580	0.21980 0.24580	0.00272 0.21069	N N	Y Y	.	.	435 435	1.184 91.649
C12	21502	E30018 E30029	surgical loupes heart-lung machine	1300.00 90000.00	10.0 7.5	0.110 0.100	0.16980 0.19580	0.21980 0.24580	0.00272 0.21069	N N	Y Y	.	.	405 405	1.102 85.328
C12	21510	E30018 E30029	surgical loupes heart-lung machine	1300.00 90000.00	10.0 7.5	0.110 0.100	0.16980 0.19580	0.21980 0.24580	0.00272 0.21069	N N	Y Y	.	.	375 375	1.020 79.008
C12	21557	E30018 E30029	surgical loupes heart-lung machine	1300.00 90000.00	10.0 7.5	0.110 0.100	0.16980 0.19580	0.21980 0.24580	0.00272 0.21069	N N	Y Y	.	.	375 375	1.020 79.008
C12	21600	E30018 E30029	surgical loupes heart-lung machine	1300.00 90000.00	10.0 7.5	0.110 0.100	0.16980 0.19580	0.21980 0.24580	0.00272 0.21069	N N	Y Y	.	.	375 375	1.020 79.008
C12	21615	E30018 E30029	surgical loupes heart-lung machine	1300.00 90000.00	10.0 7.5	0.110 0.100	0.16980 0.19580	0.21980 0.24580	0.00272 0.21069	N N	Y Y	.	.	273 273	0.743 57.518
C12	21616	E30018 E30029	surgical loupes heart-lung machine	1300.00 90000.00	10.0 7.5	0.110 0.100	0.16980 0.19580	0.21980 0.24580	0.00272 0.21069	N N	Y Y	.	.	273 273	0.743 57.518
C12	21620	E30018 E30029	surgical loupes heart-lung machine	1300.00 90000.00	10.0 7.5	0.110 0.100	0.16980 0.19580	0.21980 0.24580	0.00272 0.21069	N N	Y Y	.	.	243 243	0.661 51.197
C12	21627	E30018 E30029	surgical loupes heart-lung machine	1300.00 90000.00	10.0 7.5	0.110 0.100	0.16980 0.19580	0.21980 0.24580	0.00272 0.21069	N N	Y Y	.	.	615 615	1.673 129.573
C12	21630	E30018 E30029	surgical loupes heart-lung machine	1300.00 90000.00	10.0 7.5	0.110 0.100	0.16980 0.19580	0.21980 0.24580	0.00272 0.21069	N N	Y Y	.	.	375 375	1.020 79.008
C12	21632	E30018 E30029	surgical loupes heart-lung machine	1300.00 90000.00	10.0 7.5	0.110 0.100	0.16980 0.19580	0.21980 0.24580	0.00272 0.21069	N N	Y Y	.	.	405 405	1.102 85.328
C12	21705	E30018 E30029	surgical loupes heart-lung machine	1300.00 90000.00	10.0 7.5	0.110 0.100	0.16980 0.19580	0.21980 0.24580	0.00272 0.21069	N N	Y Y	.	.	375 375	1.020 79.008
C12	21740	E30018 E30029	surgical loupes heart-lung machine	1300.00 90000.00	10.0 7.5	0.110 0.100	0.16980 0.19580	0.21980 0.24580	0.00272 0.21069	N N	Y Y	.	.	525 525	1.429 110.611

Out-of-Office Clinical Equipment Pricing by CPEP and HCPCS Code

CPEP	PROCCODE	EQP_CODE	DESC	PRICE	LIFE	INTRATE	CAPFRAC	ANNFACT	COST_MIN	IN	OUT	EQTI	PXEQ_I	EQTO	PXEQ_O
C12	21750	E30018 E30029	surgical loupes heart-lung machine	1300.00 90000.00	10.0 7.5	0.110 0.100	0.16980 0.19580	0.21980 0.24580	0.00272 0.21069	N N	Y Y	.	.	315 315	0.857 66.366
C12	21810	E30018 E30029	surgical loupes heart-lung machine	1300.00 90000.00	10.0 7.5	0.110 0.100	0.16980 0.19580	0.21980 0.24580	0.00272 0.21069	N N	Y Y	.	.	345 345	0.939 72.687
C12	21825	E30018 E30029	surgical loupes heart-lung machine	1300.00 90000.00	10.0 7.5	0.110 0.100	0.16980 0.19580	0.21980 0.24580	0.00272 0.21069	N N	Y Y	.	.	345 345	0.939 72.687
C12	31615	E30018	surgical loupes	1300.00	10.0	0.110	0.16980	0.21980	0.00272	N	Y	.	.	70	0.190
C12	31622	E30018	surgical loupes	1300.00	10.0	0.110	0.16980	0.21980	0.00272	N	Y	.	.	70	0.190
C12	31625	E30018	surgical loupes	1300.00	10.0	0.110	0.16980	0.21980	0.00272	N	Y	.	.	70	0.190
C12	31628	E30018	surgical loupes	1300.00	10.0	0.110	0.16980	0.21980	0.00272	N	Y	.	.	80	0.218
C12	31629	E30018	surgical loupes	1300.00	10.0	0.110	0.16980	0.21980	0.00272	N	Y	.	.	80	0.218
C12	31630	E30018	surgical loupes	1300.00	10.0	0.110	0.16980	0.21980	0.00272	N	Y	.	.	105	0.286
C12	31631	E30018	surgical loupes	1300.00	10.0	0.110	0.16980	0.21980	0.00272	N	Y	.	.	105	0.286
C12	31635	E30018	surgical loupes	1300.00	10.0	0.110	0.16980	0.21980	0.00272	N	Y	.	.	105	0.286
C12	31640	E30018	surgical loupes	1300.00	10.0	0.110	0.16980	0.21980	0.00272	N	Y	.	.	105	0.286
C12	31641	E30018	surgical loupes	1300.00	10.0	0.110	0.16980	0.21980	0.00272	N	Y	.	.	105	0.286
C12	31645	E30018	surgical loupes	1300.00	10.0	0.110	0.16980	0.21980	0.00272	N	Y	.	.	105	0.286
C12	31646	E30018	surgical loupes	1300.00	10.0	0.110	0.16980	0.21980	0.00272	N	Y	.	.	105	0.286
C12	31656	E30018	surgical loupes	1300.00	10.0	0.110	0.16980	0.21980	0.00272	N	Y	.	.	85	0.231
C12	31700	E30018	surgical loupes	1300.00	10.0	0.110	0.16980	0.21980	0.00272	N	Y	.	.	70	0.190
C12	31710	E30018	surgical loupes	1300.00	10.0	0.110	0.16980	0.21980	0.00272	N	Y	.	.	80	0.218
C12	31715	E30018	surgical loupes	1300.00	10.0	0.110	0.16980	0.21980	0.00272	N	Y	.	.	85	0.231
C12	31717	E30018	surgical loupes	1300.00	10.0	0.110	0.16980	0.21980	0.00272	N	Y	.	.	85	0.231
C12	31725	E30018 E30029	surgical loupes heart-lung machine	1300.00 90000.00	10.0 7.5	0.110 0.100	0.16980 0.19580	0.21980 0.24580	0.00272 0.21069	N N	Y Y	.	.	0 0	0.000 0.000
C12	31760	E30018 E30029	surgical loupes heart-lung machine	1300.00 90000.00	10.0 7.5	0.110 0.100	0.16980 0.19580	0.21980 0.24580	0.00272 0.21069	N N	Y Y	.	.	450 450	1.224 94.809

Out-of-Office Clinical Equipment Pricing by CPEP and HCPCS Code

CPEP	PROCCODE	EQP_CODE	DESC	PRICE	LIFE	INTRATE	CAPFRAC	ANFACCT	COST_MIN	IN	OUT	EQTI	PXEQ_I	EQTO	PXEQ_O
C12	31766	E30018 E30029	surgical loupes heart-lung machine	1300.00 90000.00	10.0 7.5	0.110 0.100	0.16980 0.19580	0.21980 0.24580	0.00272 0.21069	N N	Y Y	.	.	510 510	1.388 107.450
C12	31770	E30018 E30029	surgical loupes heart-lung machine	1300.00 90000.00	10.0 7.5	0.110 0.100	0.16980 0.19580	0.21980 0.24580	0.00272 0.21069	N N	Y Y	.	.	510 510	1.388 107.450
C12	31775	E30018 E30029	surgical loupes heart-lung machine	1300.00 90000.00	10.0 7.5	0.110 0.100	0.16980 0.19580	0.21980 0.24580	0.00272 0.21069	N N	Y Y	.	.	510 510	1.388 107.450
C12	31780	E30018 E30029	surgical loupes heart-lung machine	1300.00 90000.00	10.0 7.5	0.110 0.100	0.16980 0.19580	0.21980 0.24580	0.00272 0.21069	N N	Y Y	.	.	405 405	1.102 85.328
C12	31781	E30018 E30029	surgical loupes heart-lung machine	1300.00 90000.00	10.0 7.5	0.110 0.100	0.16980 0.19580	0.21980 0.24580	0.00272 0.21069	N N	Y Y	.	.	705 705	1.918 148.534
C12	31785	E30018 E30029	surgical loupes heart-lung machine	1300.00 90000.00	10.0 7.5	0.110 0.100	0.16980 0.19580	0.21980 0.24580	0.00272 0.21069	N N	Y Y	.	.	480 480	1.306 101.130
C12	31786	E30018 E30029	surgical loupes heart-lung machine	1300.00 90000.00	10.0 7.5	0.110 0.100	0.16980 0.19580	0.21980 0.24580	0.00272 0.21069	N N	Y Y	.	.	585 585	1.592 123.252
C12	31800	E30018 E30029	surgical loupes heart-lung machine	1300.00 90000.00	10.0 7.5	0.110 0.100	0.16980 0.19580	0.21980 0.24580	0.00272 0.21069	N N	Y Y	.	.	480 480	1.306 101.130
C12	31805	E30018 E30029	surgical loupes heart-lung machine	1300.00 90000.00	10.0 7.5	0.110 0.100	0.16980 0.19580	0.21980 0.24580	0.00272 0.21069	N N	Y Y	.	.	480 480	1.306 101.130
C12	32005	E30018 E30029	surgical loupes heart-lung machine	1300.00 90000.00	10.0 7.5	0.110 0.100	0.16980 0.19580	0.21980 0.24580	0.00272 0.21069	N N	Y Y	.	.	0 0	0.000 0.000
C12	32035	E30018 E30029	surgical loupes heart-lung machine	1300.00 90000.00	10.0 7.5	0.110 0.100	0.16980 0.19580	0.21980 0.24580	0.00272 0.21069	N N	Y Y	.	.	375 375	1.020 79.008
C12	32036	E30018 E30029	surgical loupes heart-lung machine	1300.00 90000.00	10.0 7.5	0.110 0.100	0.16980 0.19580	0.21980 0.24580	0.00272 0.21069	N N	Y Y	.	.	375 375	1.020 79.008
C12	32095	E30018 E30029	surgical loupes heart-lung machine	1300.00 90000.00	10.0 7.5	0.110 0.100	0.16980 0.19580	0.21980 0.24580	0.00272 0.21069	N N	Y Y	.	.	345 345	0.939 72.687
C12	32100	E30018 E30029	surgical loupes heart-lung machine	1300.00 90000.00	10.0 7.5	0.110 0.100	0.16980 0.19580	0.21980 0.24580	0.00272 0.21069	N N	Y Y	.	.	345 345	0.939 72.687
C12	32110	E30018 E30029	surgical loupes heart-lung machine	1300.00 90000.00	10.0 7.5	0.110 0.100	0.16980 0.19580	0.21980 0.24580	0.00272 0.21069	N N	Y Y	.	.	555 555	1.510 116.931
C12	32120	E30018 E30029	surgical loupes heart-lung machine	1300.00 90000.00	10.0 7.5	0.110 0.100	0.16980 0.19580	0.21980 0.24580	0.00272 0.21069	N N	Y Y	.	.	375 375	1.020 79.008

Out-of-Office Clinical Equipment Pricing by CPEP and HCPCS Code

CPEP	PROCCODE	EQP_CODE	DESC	PRICE	LIFE	INTRATE	CAPFRAC	ANNFACT	COST_MIN	IN	OUT	EQTI	PXEQ_I	EQTO	PXEQ_O
C12	32124	E30018 E30029	surgical loupes heart-lung machine	1300.00 90000.00	10.0 7.5	0.110 0.100	0.16980 0.19580	0.21980 0.24580	0.00272 0.21069	N N	Y Y	.	.	375 375	1.020 79.008
C12	32140	E30018 E30029	surgical loupes heart-lung machine	1300.00 90000.00	10.0 7.5	0.110 0.100	0.16980 0.19580	0.21980 0.24580	0.00272 0.21069	N N	Y Y	.	.	375 375	1.020 79.008
C12	32141	E30018 E30029	surgical loupes heart-lung machine	1300.00 90000.00	10.0 7.5	0.110 0.100	0.16980 0.19580	0.21980 0.24580	0.00272 0.21069	N N	Y Y	.	.	555 555	1.510 116.931
C12	32150	E30018 E30029	surgical loupes heart-lung machine	1300.00 90000.00	10.0 7.5	0.110 0.100	0.16980 0.19580	0.21980 0.24580	0.00272 0.21069	N N	Y Y	.	.	375 375	1.020 79.008
C12	32151	E30018 E30029	surgical loupes heart-lung machine	1300.00 90000.00	10.0 7.5	0.110 0.100	0.16980 0.19580	0.21980 0.24580	0.00272 0.21069	N N	Y Y	.	.	375 375	1.020 79.008
C12	32160	E30018 E30029	surgical loupes heart-lung machine	1300.00 90000.00	10.0 7.5	0.110 0.100	0.16980 0.19580	0.21980 0.24580	0.00272 0.21069	N N	Y Y	.	.	435 435	1.184 91.649
C12	32200	E30018 E30029	surgical loupes heart-lung machine	1300.00 90000.00	10.0 7.5	0.110 0.100	0.16980 0.19580	0.21980 0.24580	0.00272 0.21069	N N	Y Y	.	.	495 495	1.347 104.290
C12	32215	E30018 E30029	surgical loupes heart-lung machine	1300.00 90000.00	10.0 7.5	0.110 0.100	0.16980 0.19580	0.21980 0.24580	0.00272 0.21069	N N	Y Y	.	.	285 285	0.775 60.046
C12	32220	E30018 E30029	surgical loupes heart-lung machine	1300.00 90000.00	10.0 7.5	0.110 0.100	0.16980 0.19580	0.21980 0.24580	0.00272 0.21069	N N	Y Y	.	.	555 555	1.510 116.931
C12	32225	E30018 E30029	surgical loupes heart-lung machine	1300.00 90000.00	10.0 7.5	0.110 0.100	0.16980 0.19580	0.21980 0.24580	0.00272 0.21069	N N	Y Y	.	.	555 555	1.510 116.931
C12	32310	E30018 E30029	surgical loupes heart-lung machine	1300.00 90000.00	10.0 7.5	0.110 0.100	0.16980 0.19580	0.21980 0.24580	0.00272 0.21069	N N	Y Y	.	.	555 555	1.510 116.931
C12	32320	E30018 E30029	surgical loupes heart-lung machine	1300.00 90000.00	10.0 7.5	0.110 0.100	0.16980 0.19580	0.21980 0.24580	0.00272 0.21069	N N	Y Y	.	.	555 555	1.510 116.931
C12	32402	E30018 E30029	surgical loupes heart-lung machine	1300.00 90000.00	10.0 7.5	0.110 0.100	0.16980 0.19580	0.21980 0.24580	0.00272 0.21069	N N	Y Y	.	.	240 240	0.653 50.565
C12	32440	E30018 E30029	surgical loupes heart-lung machine	1300.00 90000.00	10.0 7.5	0.110 0.100	0.16980 0.19580	0.21980 0.24580	0.00272 0.21069	N N	Y Y	.	.	480 480	1.306 101.130
C12	32442	E30018 E30029	surgical loupes heart-lung machine	1300.00 90000.00	10.0 7.5	0.110 0.100	0.16980 0.19580	0.21980 0.24580	0.00272 0.21069	N N	Y Y	.	.	585 585	1.592 123.252
C12	32445	E30018 E30029	surgical loupes heart-lung machine	1300.00 90000.00	10.0 7.5	0.110 0.100	0.16980 0.19580	0.21980 0.24580	0.00272 0.21069	N N	Y Y	.	.	585 585	1.592 123.252

CPEP 1
CPEP 2

Out-of-Office Clinical Equipment Pricing by CPEP and HCPCS Code

CPEP	PROCCODE	EQP_CODE	DESC	PRICE	LIFE	INTRATE	CAPFRAC	ANNFACT	COST_MIN	IN	OUT	EQTI	PXEQ_I	EQTO	PXEQ_O
C12	32480	E30018 E30029	surgical loupes heart-lung machine	1300.00 90000.00	10.0 7.5	0.110 0.100	0.16980 0.19580	0.21980 0.24580	0.00272 0.21069	N N	Y Y	.	.	375 375	1.020 79.008
C12	32482	E30018 E30029	surgical loupes heart-lung machine	1300.00 90000.00	10.0 7.5	0.110 0.100	0.16980 0.19580	0.21980 0.24580	0.00272 0.21069	N N	Y Y	.	.	375 375	1.020 79.008
C12	32484	E30018 E30029	surgical loupes heart-lung machine	1300.00 90000.00	10.0 7.5	0.110 0.100	0.16980 0.19580	0.21980 0.24580	0.00272 0.21069	N N	Y Y	.	.	375 375	1.020 79.008
C12	32485	E30018 E30029	surgical loupes heart-lung machine	1300.00 90000.00	10.0 7.5	0.110 0.100	0.16980 0.19580	0.21980 0.24580	0.00272 0.21069	N N	Y Y	.	.	375 375	1.020 79.008
C12	32486	E30018 E30029	surgical loupes heart-lung machine	1300.00 90000.00	10.0 7.5	0.110 0.100	0.16980 0.19580	0.21980 0.24580	0.00272 0.21069	N N	Y Y	.	.	510 510	1.388 107.450
C12	32488	E30018 E30029	surgical loupes heart-lung machine	1300.00 90000.00	10.0 7.5	0.110 0.100	0.16980 0.19580	0.21980 0.24580	0.00272 0.21069	N N	Y Y	.	.	510 510	1.388 107.450
C12	32500	E30018 E30029	surgical loupes heart-lung machine	1300.00 90000.00	10.0 7.5	0.110 0.100	0.16980 0.19580	0.21980 0.24580	0.00272 0.21069	N N	Y Y	.	.	345 345	0.939 72.687
C12	32520	E30018 E30029	surgical loupes heart-lung machine	1300.00 90000.00	10.0 7.5	0.110 0.100	0.16980 0.19580	0.21980 0.24580	0.00272 0.21069	N N	Y Y	.	.	435 435	1.184 91.649
C12	32522	E30018 E30029	surgical loupes heart-lung machine	1300.00 90000.00	10.0 7.5	0.110 0.100	0.16980 0.19580	0.21980 0.24580	0.00272 0.21069	N N	Y Y	.	.	510 510	1.388 107.450
C12	32525	E30018 E30029	surgical loupes heart-lung machine	1300.00 90000.00	10.0 7.5	0.110 0.100	0.16980 0.19580	0.21980 0.24580	0.00272 0.21069	N N	Y Y	.	.	540 540	1.469 113.771
C12	32540	E30018 E30029	surgical loupes heart-lung machine	1300.00 90000.00	10.0 7.5	0.110 0.100	0.16980 0.19580	0.21980 0.24580	0.00272 0.21069	N N	Y Y	.	.	555 555	1.510 116.931
C12	32601	E30018 E30029	surgical loupes heart-lung machine	1300.00 90000.00	10.0 7.5	0.110 0.100	0.16980 0.19580	0.21980 0.24580	0.00272 0.21069	N N	Y Y	.	.	195 195	0.531 41.084
C12	32602	E30018 E30029	surgical loupes heart-lung machine	1300.00 90000.00	10.0 7.5	0.110 0.100	0.16980 0.19580	0.21980 0.24580	0.00272 0.21069	N N	Y Y	.	.	195 195	0.531 41.084
C12	32603	E30018 E30029	surgical loupes heart-lung machine	1300.00 90000.00	10.0 7.5	0.110 0.100	0.16980 0.19580	0.21980 0.24580	0.00272 0.21069	N N	Y Y	.	.	195 195	0.531 41.084
C12	32604	E30018 E30029	surgical loupes heart-lung machine	1300.00 90000.00	10.0 7.5	0.110 0.100	0.16980 0.19580	0.21980 0.24580	0.00272 0.21069	N N	Y Y	.	.	195 195	0.531 41.084
C12	32605	E30018 E30029	surgical loupes heart-lung machine	1300.00 90000.00	10.0 7.5	0.110 0.100	0.16980 0.19580	0.21980 0.24580	0.00272 0.21069	N N	Y Y	.	.	195 195	0.531 41.084

Out-of-Office Clinical Equipment Pricing by CPEP and HCPCS Code

CPEP	PROCCODE	EQP_CODE	DESC	PRICE	LIFE	INTRATE	CAPFRAC	ANNFACT	COST_MIN	IN	OUT	EQTI	PXEQ_I	EQTO	PXEQ_O
C12	32606	E30018 E30029	surgical loupes heart-lung machine	1300.00 90000.00	10.0 7.5	0.110 0.100	0.16980 0.19580	0.21980 0.24580	0.00272 0.21069	N N	Y Y	.	.	195 195	0.531 41.084
C12	32650	E30018 E30029	surgical loupes heart-lung machine	1300.00 90000.00	10.0 7.5	0.110 0.100	0.16980 0.19580	0.21980 0.24580	0.00272 0.21069	N N	Y Y	.	.	375 375	1.020 79.008
C12	32651	E30018 E30029	surgical loupes heart-lung machine	1300.00 90000.00	10.0 7.5	0.110 0.100	0.16980 0.19580	0.21980 0.24580	0.00272 0.21069	N N	Y Y	.	.	405 405	1.102 85.328
C12	32652	E30018 E30029	surgical loupes heart-lung machine	1300.00 90000.00	10.0 7.5	0.110 0.100	0.16980 0.19580	0.21980 0.24580	0.00272 0.21069	N N	Y Y	.	.	495 495	1.347 104.290
C12	32653	E30018 E30029	surgical loupes heart-lung machine	1300.00 90000.00	10.0 7.5	0.110 0.100	0.16980 0.19580	0.21980 0.24580	0.00272 0.21069	N N	Y Y	.	.	495 495	1.347 104.290
C12	32654	E30018 E30029	surgical loupes heart-lung machine	1300.00 90000.00	10.0 7.5	0.110 0.100	0.16980 0.19580	0.21980 0.24580	0.00272 0.21069	N N	Y Y	.	.	585 585	1.592 123.252
C12	32655	E30018 E30029	surgical loupes heart-lung machine	1300.00 90000.00	10.0 7.5	0.110 0.100	0.16980 0.19580	0.21980 0.24580	0.00272 0.21069	N N	Y Y	.	.	555 555	1.510 116.931
C12	32656	E30018 E30029	surgical loupes heart-lung machine	1300.00 90000.00	10.0 7.5	0.110 0.100	0.16980 0.19580	0.21980 0.24580	0.00272 0.21069	N N	Y Y	.	.	375 375	1.020 79.008
C12	32657	E30018 E30029	surgical loupes heart-lung machine	1300.00 90000.00	10.0 7.5	0.110 0.100	0.16980 0.19580	0.21980 0.24580	0.00272 0.21069	N N	Y Y	.	.	375 375	1.020 79.008
C12	32658	E30018 E30029	surgical loupes heart-lung machine	1300.00 90000.00	10.0 7.5	0.110 0.100	0.16980 0.19580	0.21980 0.24580	0.00272 0.21069	N N	Y Y	.	.	375 375	1.020 79.008
C12	32659	E30018 E30029	surgical loupes heart-lung machine	1300.00 90000.00	10.0 7.5	0.110 0.100	0.16980 0.19580	0.21980 0.24580	0.00272 0.21069	N N	Y Y	.	.	375 375	1.020 79.008
C12	32660	E30018 E30029	surgical loupes heart-lung machine	1300.00 90000.00	10.0 7.5	0.110 0.100	0.16980 0.19580	0.21980 0.24580	0.00272 0.21069	N N	Y Y	.	.	435 435	1.184 91.649
C12	32661	E30018 E30029	surgical loupes heart-lung machine	1300.00 90000.00	10.0 7.5	0.110 0.100	0.16980 0.19580	0.21980 0.24580	0.00272 0.21069	N N	Y Y	.	.	310 310	0.844 65.313
C12	32662	E30018 E30029	surgical loupes heart-lung machine	1300.00 90000.00	10.0 7.5	0.110 0.100	0.16980 0.19580	0.21980 0.24580	0.00272 0.21069	N N	Y Y	.	.	310 310	0.844 65.313
C12	32663	E30018 E30029	surgical loupes heart-lung machine	1300.00 90000.00	10.0 7.5	0.110 0.100	0.16980 0.19580	0.21980 0.24580	0.00272 0.21069	N N	Y Y	.	.	435 435	1.184 91.649
C12	32664	E30018 E30029	surgical loupes heart-lung machine	1300.00 90000.00	10.0 7.5	0.110 0.100	0.16980 0.19580	0.21980 0.24580	0.00272 0.21069	N N	Y Y	.	.	285 285	0.775 60.046

Out-of-Office Clinical Equipment Pricing by CPEP and HCPCS Code

CPEP	PROCCODE	EQP_CODE	DESC	PRICE	LIFE	INTRATE	CAPFRAC	ANFACF	COST_MIN	IN	OUT	EQTI	PXEQ_I	EQTO	PXEQ_O
C12	32665	E30018 E30029	surgical loupes heart-lung machine	1300.00 90000.00	10.0 7.5	0.110 0.100	0.16980 0.19580	0.21980 0.24580	0.00272 0.21069	N N	Y Y	.	.	435 435	1.184 91.649
C12	32800	E30018 E30029	surgical loupes heart-lung machine	1300.00 90000.00	10.0 7.5	0.110 0.100	0.16980 0.19580	0.21980 0.24580	0.00272 0.21069	N N	Y Y	.	.	345 345	0.939 72.687
C12	32810	E30018 E30029	surgical loupes heart-lung machine	1300.00 90000.00	10.0 7.5	0.110 0.100	0.16980 0.19580	0.21980 0.24580	0.00272 0.21069	N N	Y Y	.	.	345 345	0.939 72.687
C12	32815	E30018 E30029	surgical loupes heart-lung machine	1300.00 90000.00	10.0 7.5	0.110 0.100	0.16980 0.19580	0.21980 0.24580	0.00272 0.21069	N N	Y Y	.	.	510 510	1.388 107.450
C12	32820	E30018 E30029	surgical loupes heart-lung machine	1300.00 90000.00	10.0 7.5	0.110 0.100	0.16980 0.19580	0.21980 0.24580	0.00272 0.21069	N N	Y Y	.	.	450 450	1.224 94.809
C12	32900	E30018 E30029	surgical loupes heart-lung machine	1300.00 90000.00	10.0 7.5	0.110 0.100	0.16980 0.19580	0.21980 0.24580	0.00272 0.21069	N N	Y Y	.	.	345 345	0.939 72.687
C12	32905	E30018 E30029	surgical loupes heart-lung machine	1300.00 90000.00	10.0 7.5	0.110 0.100	0.16980 0.19580	0.21980 0.24580	0.00272 0.21069	N N	Y Y	.	.	375 375	1.020 79.008
C12	32906	E30018 E30029	surgical loupes heart-lung machine	1300.00 90000.00	10.0 7.5	0.110 0.100	0.16980 0.19580	0.21980 0.24580	0.00272 0.21069	N N	Y Y	.	.	585 585	1.592 123.252
C12	32940	E30018 E30029	surgical loupes heart-lung machine	1300.00 90000.00	10.0 7.5	0.110 0.100	0.16980 0.19580	0.21980 0.24580	0.00272 0.21069	N N	Y Y	.	.	375 375	1.020 79.008
C12	33020	E30018 E30029	surgical loupes heart-lung machine	1300.00 90000.00	10.0 7.5	0.110 0.100	0.16980 0.19580	0.21980 0.24580	0.00272 0.21069	N N	Y Y	.	.	70 70	0.190 14.748
C12	33025	E30018 E30029	surgical loupes heart-lung machine	1300.00 90000.00	10.0 7.5	0.110 0.100	0.16980 0.19580	0.21980 0.24580	0.00272 0.21069	N N	Y Y	.	.	70 70	0.190 14.748
C12	33030	E30018 E30029	surgical loupes heart-lung machine	1300.00 90000.00	10.0 7.5	0.110 0.100	0.16980 0.19580	0.21980 0.24580	0.00272 0.21069	N N	Y Y	.	.	445 445	1.211 93.756
C12	33031	E30018 E30029	surgical loupes heart-lung machine	1300.00 90000.00	10.0 7.5	0.110 0.100	0.16980 0.19580	0.21980 0.24580	0.00272 0.21069	N N	Y Y	.	.	465 465	1.265 97.969
C12	33050	E30018 E30029	surgical loupes heart-lung machine	1300.00 90000.00	10.0 7.5	0.110 0.100	0.16980 0.19580	0.21980 0.24580	0.00272 0.21069	N N	Y Y	.	.	285 285	0.775 60.046
C12	33120	E30018 E30029	surgical loupes heart-lung machine	1300.00 90000.00	10.0 7.5	0.110 0.100	0.16980 0.19580	0.21980 0.24580	0.00272 0.21069	N N	Y Y	.	.	595 595	1.619 125.359
C12	33130	E30018 E30029	surgical loupes heart-lung machine	1300.00 90000.00	10.0 7.5	0.110 0.100	0.16980 0.19580	0.21980 0.24580	0.00272 0.21069	N N	Y Y	.	.	475 475	1.292 100.076

Out-of-Office Clinical Equipment Pricing by CPEP and HCPCS Code

CPEP	PROCCODE	EQP_CODE	DESC	PRICE	LIFE	INTRATE	CAPFRAC	ANNFACT	COST_MIN	IN	OUT	EQTI	PXEQ_I	EQTO	PXEQ_O
C12	33200	E30018 E30029	surgical loupes heart-lung machine	1300.00 90000.00	10.0 7.5	0.110 0.100	0.16980 0.19580	0.21980 0.24580	0.00272 0.21069	N N	Y Y	.	.	285 285	0.775 60.046
C12	33201	E30018 E30029	surgical loupes heart-lung machine	1300.00 90000.00	10.0 7.5	0.110 0.100	0.16980 0.19580	0.21980 0.24580	0.00272 0.21069	N N	Y Y	.	.	225 225	0.612 47.405
C12	33206	E30018 E30029	surgical loupes heart-lung machine	1300.00 90000.00	10.0 7.5	0.110 0.100	0.16980 0.19580	0.21980 0.24580	0.00272 0.21069	N N	Y Y	.	.	120 120	0.327 25.282
C12	33207	E30018 E30029	surgical loupes heart-lung machine	1300.00 90000.00	10.0 7.5	0.110 0.100	0.16980 0.19580	0.21980 0.24580	0.00272 0.21069	N N	Y Y	.	.	120 120	0.327 25.282
C12	33208	E30018 E30029	surgical loupes heart-lung machine	1300.00 90000.00	10.0 7.5	0.110 0.100	0.16980 0.19580	0.21980 0.24580	0.00272 0.21069	N N	Y Y	.	.	130 130	0.354 27.389
C12	33210	E30018 E30029	surgical loupes heart-lung machine	1300.00 90000.00	10.0 7.5	0.110 0.100	0.16980 0.19580	0.21980 0.24580	0.00272 0.21069	N N	Y Y	.	.	30 30	0.082 6.321
C12	33211	E30018 E30029	surgical loupes heart-lung machine	1300.00 90000.00	10.0 7.5	0.110 0.100	0.16980 0.19580	0.21980 0.24580	0.00272 0.21069	N N	Y Y	.	.	60 60	0.163 12.641
C12	33212	E30018 E30029	surgical loupes heart-lung machine	1300.00 90000.00	10.0 7.5	0.110 0.100	0.16980 0.19580	0.21980 0.24580	0.00272 0.21069	N N	Y Y	.	.	85 85	0.231 17.908
C12	33213	E30018 E30029	surgical loupes heart-lung machine	1300.00 90000.00	10.0 7.5	0.110 0.100	0.16980 0.19580	0.21980 0.24580	0.00272 0.21069	N N	Y Y	.	.	85 85	0.231 17.908
C12	33214	E30018 E30029	surgical loupes heart-lung machine	1300.00 90000.00	10.0 7.5	0.110 0.100	0.16980 0.19580	0.21980 0.24580	0.00272 0.21069	N N	Y Y	.	.	130 130	0.354 27.389
C12	33216	E30018 E30029	surgical loupes heart-lung machine	1300.00 90000.00	10.0 7.5	0.110 0.100	0.16980 0.19580	0.21980 0.24580	0.00272 0.21069	N N	Y Y	.	.	70 70	0.190 14.748
C12	33217	E30018 E30029	surgical loupes heart-lung machine	1300.00 90000.00	10.0 7.5	0.110 0.100	0.16980 0.19580	0.21980 0.24580	0.00272 0.21069	N N	Y Y	.	.	130 130	0.354 27.389
C12	33218	E30018 E30029	surgical loupes heart-lung machine	1300.00 90000.00	10.0 7.5	0.110 0.100	0.16980 0.19580	0.21980 0.24580	0.00272 0.21069	N N	Y Y	.	.	85 85	0.231 17.908
C12	33220	E30018 E30029	surgical loupes heart-lung machine	1300.00 90000.00	10.0 7.5	0.110 0.100	0.16980 0.19580	0.21980 0.24580	0.00272 0.21069	N N	Y Y	.	.	130 130	0.354 27.389
C12	33222	E30018 E30029	surgical loupes heart-lung machine	1300.00 90000.00	10.0 7.5	0.110 0.100	0.16980 0.19580	0.21980 0.24580	0.00272 0.21069	N N	Y Y	.	.	130 130	0.354 27.389
C12	33223	E30018 E30029	surgical loupes heart-lung machine	1300.00 90000.00	10.0 7.5	0.110 0.100	0.16980 0.19580	0.21980 0.24580	0.00272 0.21069	N N	Y Y	.	.	130 130	0.354 27.389

Out-of-Office Clinical Equipment Pricing by CPEP and HCPCS Code

CPEP	PROCCODE	EQP_CODE	DESC	PRICE	LIFE	INTRATE	CAPFRAC	ANFRACT	COST_MIN	IN	OUT	EQTI	PXEQ_I	EQTO	PXEQ_O
C12	33233	E30018 E30029	surgical loupes heart-lung machine	1300.00 90000.00	10.0 7.5	0.110 0.100	0.16980 0.19580	0.21980 0.24580	0.00272 0.21069	N N	Y Y	.	.	70 70	0.190 14.748
C12	33234	E30018 E30029	surgical loupes heart-lung machine	1300.00 90000.00	10.0 7.5	0.110 0.100	0.16980 0.19580	0.21980 0.24580	0.00272 0.21069	N N	Y Y	.	.	100 100	0.272 21.069
C12	33235	E30018 E30029	surgical loupes heart-lung machine	1300.00 90000.00	10.0 7.5	0.110 0.100	0.16980 0.19580	0.21980 0.24580	0.00272 0.21069	N N	Y Y	.	.	115 115	0.313 24.229
C12	33236	E30018 E30029	surgical loupes heart-lung machine	1300.00 90000.00	10.0 7.5	0.110 0.100	0.16980 0.19580	0.21980 0.24580	0.00272 0.21069	N N	Y Y	.	.	375 375	1.020 79.008
C12	33237	E30018 E30029	surgical loupes heart-lung machine	1300.00 90000.00	10.0 7.5	0.110 0.100	0.16980 0.19580	0.21980 0.24580	0.00272 0.21069	N N	Y Y	.	.	375 375	1.020 79.008
C12	33238	E30018 E30029	surgical loupes heart-lung machine	1300.00 90000.00	10.0 7.5	0.110 0.100	0.16980 0.19580	0.21980 0.24580	0.00272 0.21069	N N	Y Y	.	.	385 385	1.048 81.114
C12	33240	E30018 E30029	surgical loupes heart-lung machine	1300.00 90000.00	10.0 7.5	0.110 0.100	0.16980 0.19580	0.21980 0.24580	0.00272 0.21069	N N	Y Y	.	.	190 190	0.517 40.031
C12	33241	E30018 E30029	surgical loupes heart-lung machine	1300.00 90000.00	10.0 7.5	0.110 0.100	0.16980 0.19580	0.21980 0.24580	0.00272 0.21069	N N	Y Y	.	.	190 190	0.517 40.031
C12	33242	E30018 E30029	surgical loupes heart-lung machine	1300.00 90000.00	10.0 7.5	0.110 0.100	0.16980 0.19580	0.21980 0.24580	0.00272 0.21069	N N	Y Y	.	.	190 190	0.517 40.031
C12	33243	E30018 E30029	surgical loupes heart-lung machine	1300.00 90000.00	10.0 7.5	0.110 0.100	0.16980 0.19580	0.21980 0.24580	0.00272 0.21069	N N	Y Y	.	.	345 345	0.939 72.687
C12	33244	E30018 E30029	surgical loupes heart-lung machine	1300.00 90000.00	10.0 7.5	0.110 0.100	0.16980 0.19580	0.21980 0.24580	0.00272 0.21069	N N	Y Y	.	.	220 220	0.599 46.351
C12	33245	E30018 E30029	surgical loupes heart-lung machine	1300.00 90000.00	10.0 7.5	0.110 0.100	0.16980 0.19580	0.21980 0.24580	0.00272 0.21069	N N	Y Y	.	.	375 375	1.020 79.008
C12	33246	E30018 E30029	surgical loupes heart-lung machine	1300.00 90000.00	10.0 7.5	0.110 0.100	0.16980 0.19580	0.21980 0.24580	0.00272 0.21069	N N	Y Y	.	.	375 375	1.020 79.008
C12	33247	E30018 E30029	surgical loupes heart-lung machine	1300.00 90000.00	10.0 7.5	0.110 0.100	0.16980 0.19580	0.21980 0.24580	0.00272 0.21069	N N	Y Y	.	.	220 220	0.599 46.351
C12	33249	E30018 E30029	surgical loupes heart-lung machine	1300.00 90000.00	10.0 7.5	0.110 0.100	0.16980 0.19580	0.21980 0.24580	0.00272 0.21069	N N	Y Y	.	.	250 250	0.680 52.672
C12	33250	E30018 E30029	surgical loupes heart-lung machine	1300.00 90000.00	10.0 7.5	0.110 0.100	0.16980 0.19580	0.21980 0.24580	0.00272 0.21069	N N	Y Y	.	.	430 430	1.170 90.595

Out-of-Office Clinical Equipment Pricing by CPEP and HCPCS Code

CPEP	PROCCODE	EQP_CODE	DESC	PRICE	LIFE	INTRATE	CAPFRAC	ANNFACT	COST_MIN	IN	OUT	EQTI	PXEQ_I	EQTO	PXEQ_O
C12	33251	E30018 E30029	surgical loupes heart-lung machine	1300.00 90000.00	10.0 7.5	0.110 0.100	0.16980 0.19580	0.21980 0.24580	0.00272 0.21069	N N	Y Y	.	.	475 475	1.292 100.076
C12	33260	E30018 E30029	surgical loupes heart-lung machine	1300.00 90000.00	10.0 7.5	0.110 0.100	0.16980 0.19580	0.21980 0.24580	0.00272 0.21069	N N	Y Y	.	.	475 475	1.292 100.076
C12	33261	E30018 E30029	surgical loupes heart-lung machine	1300.00 90000.00	10.0 7.5	0.110 0.100	0.16980 0.19580	0.21980 0.24580	0.00272 0.21069	N N	Y Y	.	.	475 475	1.292 100.076
C12	33300	E30018 E30029	surgical loupes heart-lung machine	1300.00 90000.00	10.0 7.5	0.110 0.100	0.16980 0.19580	0.21980 0.24580	0.00272 0.21069	N N	Y Y	.	.	330 330	0.898 69.527
C12	33305	E30018 E30029	surgical loupes heart-lung machine	1300.00 90000.00	10.0 7.5	0.110 0.100	0.16980 0.19580	0.21980 0.24580	0.00272 0.21069	N N	Y Y	.	.	415 415	1.129 87.435
C12	33310	E30018 E30029	surgical loupes heart-lung machine	1300.00 90000.00	10.0 7.5	0.110 0.100	0.16980 0.19580	0.21980 0.24580	0.00272 0.21069	N N	Y Y	.	.	355 355	0.966 74.794
C12	33315	E30018 E30029	surgical loupes heart-lung machine	1300.00 90000.00	10.0 7.5	0.110 0.100	0.16980 0.19580	0.21980 0.24580	0.00272 0.21069	N N	Y Y	.	.	445 445	1.211 93.756
C12	33320	E30018 E30029	surgical loupes heart-lung machine	1300.00 90000.00	10.0 7.5	0.110 0.100	0.16980 0.19580	0.21980 0.24580	0.00272 0.21069	N N	Y Y	.	.	415 415	1.129 87.435
C12	33321	E30018 E30029	surgical loupes heart-lung machine	1300.00 90000.00	10.0 7.5	0.110 0.100	0.16980 0.19580	0.21980 0.24580	0.00272 0.21069	N N	Y Y	.	.	415 415	1.129 87.435
C12	33322	E30018 E30029	surgical loupes heart-lung machine	1300.00 90000.00	10.0 7.5	0.110 0.100	0.16980 0.19580	0.21980 0.24580	0.00272 0.21069	N N	Y Y	.	.	445 445	1.211 93.756
C12	33330	E30018 E30029	surgical loupes heart-lung machine	1300.00 90000.00	10.0 7.5	0.110 0.100	0.16980 0.19580	0.21980 0.24580	0.00272 0.21069	N N	Y Y	.	.	535 535	1.456 112.718
C12	33332	E30018 E30029	surgical loupes heart-lung machine	1300.00 90000.00	10.0 7.5	0.110 0.100	0.16980 0.19580	0.21980 0.24580	0.00272 0.21069	N N	Y Y	.	.	535 535	1.456 112.718
C12	33335	E30018 E30029	surgical loupes heart-lung machine	1300.00 90000.00	10.0 7.5	0.110 0.100	0.16980 0.19580	0.21980 0.24580	0.00272 0.21069	N N	Y Y	.	.	565 565	1.537 119.038
C12	33350	E30018 E30029	surgical loupes heart-lung machine	1300.00 90000.00	10.0 7.5	0.110 0.100	0.16980 0.19580	0.21980 0.24580	0.00272 0.21069	N N	Y Y	.	.	475 475	1.292 100.076
C12	33400	E30018 E30029	surgical loupes heart-lung machine	1300.00 90000.00	10.0 7.5	0.110 0.100	0.16980 0.19580	0.21980 0.24580	0.00272 0.21069	N N	Y Y	.	.	320 320	0.871 67.420
C12	33401	E30018 E30029	surgical loupes heart-lung machine	1300.00 90000.00	10.0 7.5	0.110 0.100	0.16980 0.19580	0.21980 0.24580	0.00272 0.21069	N N	Y Y	.	.	350 350	0.952 73.740

Out-of-Office Clinical Equipment Pricing by CPEP and HCPCS Code

CPEP	PROCCODE	EQP_CODE	DESC	PRICE	LIFE	INTRATE	CAPFRAC	ANNFACT	COST_MIN	IN	OUT	EQTI	PXEQ_I	EQTO	PXEQ_0
C12	33403	E30018 E30029	surgical loupes heart-lung machine	1300.00 90000.00	10.0 7.5	0.110 0.100	0.16980 0.19580	0.21980 0.24580	0.00272 0.21069	N N	Y Y	.	.	350 350	0.952 73.740
C12	33404	E30018 E30029	surgical loupes heart-lung machine	1300.00 90000.00	10.0 7.5	0.110 0.100	0.16980 0.19580	0.21980 0.24580	0.00272 0.21069	N N	Y Y	.	.	380 380	1.034 80.061
C12	33405	E30018 E30029	surgical loupes heart-lung machine	1300.00 90000.00	10.0 7.5	0.110 0.100	0.16980 0.19580	0.21980 0.24580	0.00272 0.21069	N N	Y Y	.	.	475 475	1.292 100.076
C12	33406	E30018 E30029	surgical loupes heart-lung machine	1300.00 90000.00	10.0 7.5	0.110 0.100	0.16980 0.19580	0.21980 0.24580	0.00272 0.21069	N N	Y Y	.	.	495 495	1.347 104.290
C12	33411	E30018 E30029	surgical loupes heart-lung machine	1300.00 90000.00	10.0 7.5	0.110 0.100	0.16980 0.19580	0.21980 0.24580	0.00272 0.21069	N N	Y Y	.	.	505 505	1.374 106.397
C12	33412	E30018 E30029	surgical loupes heart-lung machine	1300.00 90000.00	10.0 7.5	0.110 0.100	0.16980 0.19580	0.21980 0.24580	0.00272 0.21069	N N	Y Y	.	.	440 440	1.197 92.702
C12	33413	E30018 E30029	surgical loupes heart-lung machine	1300.00 90000.00	10.0 7.5	0.110 0.100	0.16980 0.19580	0.21980 0.24580	0.00272 0.21069	N N	Y Y	.	.	655 655	1.782 138.000
C12	33414	E30018 E30029	surgical loupes heart-lung machine	1300.00 90000.00	10.0 7.5	0.110 0.100	0.16980 0.19580	0.21980 0.24580	0.00272 0.21069	N N	Y Y	.	.	410 410	1.116 86.382
C12	33415	E30018 E30029	surgical loupes heart-lung machine	1300.00 90000.00	10.0 7.5	0.110 0.100	0.16980 0.19580	0.21980 0.24580	0.00272 0.21069	N N	Y Y	.	.	305 305	0.830 64.260
C12	33416	E30018 E30029	surgical loupes heart-lung machine	1300.00 90000.00	10.0 7.5	0.110 0.100	0.16980 0.19580	0.21980 0.24580	0.00272 0.21069	N N	Y Y	.	.	475 475	1.292 100.076
C12	33417	E30018 E30029	surgical loupes heart-lung machine	1300.00 90000.00	10.0 7.5	0.110 0.100	0.16980 0.19580	0.21980 0.24580	0.00272 0.21069	N N	Y Y	.	.	350 350	0.952 73.740
C12	33420	E30018 E30029	surgical loupes heart-lung machine	1300.00 90000.00	10.0 7.5	0.110 0.100	0.16980 0.19580	0.21980 0.24580	0.00272 0.21069	N N	Y Y	.	.	355 355	0.966 74.794
C12	33422	E30018 E30029	surgical loupes heart-lung machine	1300.00 90000.00	10.0 7.5	0.110 0.100	0.16980 0.19580	0.21980 0.24580	0.00272 0.21069	N N	Y Y	.	.	415 415	1.129 87.435
C12	33425	E30018 E30029	surgical loupes heart-lung machine	1300.00 90000.00	10.0 7.5	0.110 0.100	0.16980 0.19580	0.21980 0.24580	0.00272 0.21069	N N	Y Y	.	.	445 445	1.211 93.756
C12	33426	E30018 E30029	surgical loupes heart-lung machine	1300.00 90000.00	10.0 7.5	0.110 0.100	0.16980 0.19580	0.21980 0.24580	0.00272 0.21069	N N	Y Y	.	.	535 535	1.456 112.718
C12	33427	E30018 E30029	surgical loupes heart-lung machine	1300.00 90000.00	10.0 7.5	0.110 0.100	0.16980 0.19580	0.21980 0.24580	0.00272 0.21069	N N	Y Y	.	.	625 625	1.701 131.679

Out-of-Office Clinical Equipment Pricing by CPEP and HCPCS Code

CPEP	PROCCODE	EQP_CODE	DESC	PRICE	LIFE	INTRATE	CAPFRAC	ANNFACT	COST_MIN	IN	OUT	EQTI	PXEQ_I	EQTO	PXEQ_0
C12	33430	E30018 E30029	surgical loupes heart-lung machine	1300.00 90000.00	10.0 7.5	0.110 0.100	0.16980 0.19580	0.21980 0.24580	0.00272 0.21069	N N	Y Y	.	.	580 580	1.578 122.198
C12	33460	E30018 E30029	surgical loupes heart-lung machine	1300.00 90000.00	10.0 7.5	0.110 0.100	0.16980 0.19580	0.21980 0.24580	0.00272 0.21069	N N	Y Y	.	.	445 445	1.211 93.756
C12	33463	E30018 E30029	surgical loupes heart-lung machine	1300.00 90000.00	10.0 7.5	0.110 0.100	0.16980 0.19580	0.21980 0.24580	0.00272 0.21069	N N	Y Y	.	.	445 445	1.211 93.756
C12	33464	E30018 E30029	surgical loupes heart-lung machine	1300.00 90000.00	10.0 7.5	0.110 0.100	0.16980 0.19580	0.21980 0.24580	0.00272 0.21069	N N	Y Y	.	.	445 445	1.211 93.756
C12	33465	E30018 E30029	surgical loupes heart-lung machine	1300.00 90000.00	10.0 7.5	0.110 0.100	0.16980 0.19580	0.21980 0.24580	0.00272 0.21069	N N	Y Y	.	.	460 460	1.252 96.916
C12	33468	E30018 E30029	surgical loupes heart-lung machine	1300.00 90000.00	10.0 7.5	0.110 0.100	0.16980 0.19580	0.21980 0.24580	0.00272 0.21069	N N	Y Y	.	.	380 380	1.034 80.061
C12	33470	E30018 E30029	surgical loupes heart-lung machine	1300.00 90000.00	10.0 7.5	0.110 0.100	0.16980 0.19580	0.21980 0.24580	0.00272 0.21069	N N	Y Y	.	.	440 440	1.197 92.702
C12	33471	E30018 E30029	surgical loupes heart-lung machine	1300.00 90000.00	10.0 7.5	0.110 0.100	0.16980 0.19580	0.21980 0.24580	0.00272 0.21069	N N	Y Y	.	.	440 440	1.197 92.702
C12	33472	E30018 E30029	surgical loupes heart-lung machine	1300.00 90000.00	10.0 7.5	0.110 0.100	0.16980 0.19580	0.21980 0.24580	0.00272 0.21069	N N	Y Y	.	.	320 320	0.871 67.420
C12	33474	E30018 E30029	surgical loupes heart-lung machine	1300.00 90000.00	10.0 7.5	0.110 0.100	0.16980 0.19580	0.21980 0.24580	0.00272 0.21069	N N	Y Y	.	.	320 320	0.871 67.420
C12	33475	E30018 E30029	surgical loupes heart-lung machine	1300.00 90000.00	10.0 7.5	0.110 0.100	0.16980 0.19580	0.21980 0.24580	0.00272 0.21069	N N	Y Y	.	.	350 350	0.952 73.740
C12	33476	E30018 E30029	surgical loupes heart-lung machine	1300.00 90000.00	10.0 7.5	0.110 0.100	0.16980 0.19580	0.21980 0.24580	0.00272 0.21069	N N	Y Y	.	.	320 320	0.871 67.420
C12	33478	E30018 E30029	surgical loupes heart-lung machine	1300.00 90000.00	10.0 7.5	0.110 0.100	0.16980 0.19580	0.21980 0.24580	0.00272 0.21069	N N	Y Y	.	.	320 320	0.871 67.420
C12	33500	E30018 E30029	surgical loupes heart-lung machine	1300.00 90000.00	10.0 7.5	0.110 0.100	0.16980 0.19580	0.21980 0.24580	0.00272 0.21069	N N	Y Y	.	.	320 320	0.871 67.420
C12	33501	E30018 E30029	surgical loupes heart-lung machine	1300.00 90000.00	10.0 7.5	0.110 0.100	0.16980 0.19580	0.21980 0.24580	0.00272 0.21069	N N	Y Y	.	.	290 290	0.789 61.099
C12	33502	E30018 E30029	surgical loupes heart-lung machine	1300.00 90000.00	10.0 7.5	0.110 0.100	0.16980 0.19580	0.21980 0.24580	0.00272 0.21069	N N	Y Y	.	.	365 365	0.993 76.901

Out-of-Office Clinical Equipment Pricing by CPEP and HCPCS Code

CPEP	PROCCODE	EQP_CODE	DESC	PRICE	LIFE	INTRATE	CAPFRAC	ANNFACT	COST_MIN	IN	OUT	EQTI	PXEQ_I	EQTO	PXEQ_O
C12	33503	E30018 E30029	surgical loupes heart-lung machine	1300.00 90000.00	10.0 7.5	0.110 0.100	0.16980 0.19580	0.21980 0.24580	0.00272 0.21069	N N	Y Y	.	.	410 410	1.116 86.382
C12	33504	E30018 E30029	surgical loupes heart-lung machine	1300.00 90000.00	10.0 7.5	0.110 0.100	0.16980 0.19580	0.21980 0.24580	0.00272 0.21069	N N	Y Y	.	.	440 440	1.197 92.702
C12	33505	E30018 E30029	surgical loupes heart-lung machine	1300.00 90000.00	10.0 7.5	0.110 0.100	0.16980 0.19580	0.21980 0.24580	0.00272 0.21069	N N	Y Y	.	.	440 440	1.197 92.702
C12	33506	E30018 E30029	surgical loupes heart-lung machine	1300.00 90000.00	10.0 7.5	0.110 0.100	0.16980 0.19580	0.21980 0.24580	0.00272 0.21069	N N	Y Y	.	.	440 440	1.197 92.702
C12	33510	E30018 E30029	surgical loupes heart-lung machine	1300.00 90000.00	10.0 7.5	0.110 0.100	0.16980 0.19580	0.21980 0.24580	0.00272 0.21069	N N	Y Y	.	.	430 430	1.170 90.595
C12	33511	E30018 E30029	surgical loupes heart-lung machine	1300.00 90000.00	10.0 7.5	0.110 0.100	0.16980 0.19580	0.21980 0.24580	0.00272 0.21069	N N	Y Y	.	.	460 460	1.252 96.916
C12	33512	E30018 E30029	surgical loupes heart-lung machine	1300.00 90000.00	10.0 7.5	0.110 0.100	0.16980 0.19580	0.21980 0.24580	0.00272 0.21069	N N	Y Y	.	.	490 490	1.333 103.237
C12	33513	E30018 E30029	surgical loupes heart-lung machine	1300.00 90000.00	10.0 7.5	0.110 0.100	0.16980 0.19580	0.21980 0.24580	0.00272 0.21069	N N	Y Y	.	.	515 515	1.401 108.504
C12	33514	E30018 E30029	surgical loupes heart-lung machine	1300.00 90000.00	10.0 7.5	0.110 0.100	0.16980 0.19580	0.21980 0.24580	0.00272 0.21069	N N	Y Y	.	.	550 550	1.497 115.878
C12	33516	E30018 E30029	surgical loupes heart-lung machine	1300.00 90000.00	10.0 7.5	0.110 0.100	0.16980 0.19580	0.21980 0.24580	0.00272 0.21069	N N	Y Y	.	.	580 580	1.578 122.198
C12	33517	E30018 E30029	surgical loupes heart-lung machine	1300.00 90000.00	10.0 7.5	0.110 0.100	0.16980 0.19580	0.21980 0.24580	0.00272 0.21069	N N	Y Y	.	.	92 92	0.250 19.383
C12	33518	E30018 E30029	surgical loupes heart-lung machine	1300.00 90000.00	10.0 7.5	0.110 0.100	0.16980 0.19580	0.21980 0.24580	0.00272 0.21069	N N	Y Y	.	.	122 122	0.332 25.704
C12	33519	E30018 E30029	surgical loupes heart-lung machine	1300.00 90000.00	10.0 7.5	0.110 0.100	0.16980 0.19580	0.21980 0.24580	0.00272 0.21069	N N	Y Y	.	.	152 152	0.414 32.024
C12	33521	E30018 E30029	surgical loupes heart-lung machine	1300.00 90000.00	10.0 7.5	0.110 0.100	0.16980 0.19580	0.21980 0.24580	0.00272 0.21069	N N	Y Y	.	.	182 182	0.495 38.345
C12	33522	E30018 E30029	surgical loupes heart-lung machine	1300.00 90000.00	10.0 7.5	0.110 0.100	0.16980 0.19580	0.21980 0.24580	0.00272 0.21069	N N	Y Y	.	.	212 212	0.577 44.666
C12	33523	E30018 E30029	surgical loupes heart-lung machine	1300.00 90000.00	10.0 7.5	0.110 0.100	0.16980 0.19580	0.21980 0.24580	0.00272 0.21069	N N	Y Y	.	.	242 242	0.658 50.986

Out-of-Office Clinical Equipment Pricing by CPEP and HCPCS Code

CPEP	PROCCODE	EQP_CODE	DESC	PRICE	LIFE	INTRATE	CAPFRAC	ANNFACT	COST_MIN	IN	OUT	EQTI	PXEQ_I	EQTO	PXEQ_O
C12	33530	E30018 E30029	surgical loupes heart-lung machine	1300.00 90000.00	10.0 7.5	0.110 0.100	0.16980 0.19580	0.21980 0.24580	0.00272 0.21069	N N	Y Y	.	.	665 665	1.809 140.107
C12	33533	E30018 E30029	surgical loupes heart-lung machine	1300.00 90000.00	10.0 7.5	0.110 0.100	0.16980 0.19580	0.21980 0.24580	0.00272 0.21069	N N	Y Y	.	.	445 445	1.211 93.756
C12	33534	E30018 E30029	surgical loupes heart-lung machine	1300.00 90000.00	10.0 7.5	0.110 0.100	0.16980 0.19580	0.21980 0.24580	0.00272 0.21069	N N	Y Y	.	.	490 490	1.333 103.237
C12	33535	E30018 E30029	surgical loupes heart-lung machine	1300.00 90000.00	10.0 7.5	0.110 0.100	0.16980 0.19580	0.21980 0.24580	0.00272 0.21069	N N	Y Y	.	.	535 535	1.456 112.718
C12	33536	E30018 E30029	surgical loupes heart-lung machine	1300.00 90000.00	10.0 7.5	0.110 0.100	0.16980 0.19580	0.21980 0.24580	0.00272 0.21069	N N	Y Y	.	.	580 580	1.578 122.198
C12	33542	E30018 E30029	surgical loupes heart-lung machine	1300.00 90000.00	10.0 7.5	0.110 0.100	0.16980 0.19580	0.21980 0.24580	0.00272 0.21069	N N	Y Y	.	.	575 575	1.565 121.145
C12	33545	E30018 E30029	surgical loupes heart-lung machine	1300.00 90000.00	10.0 7.5	0.110 0.100	0.16980 0.19580	0.21980 0.24580	0.00272 0.21069	N N	Y Y	.	.	715 715	1.946 150.641
C12	33572	E30018 E30029	surgical loupes heart-lung machine	1300.00 90000.00	10.0 7.5	0.110 0.100	0.16980 0.19580	0.21980 0.24580	0.00272 0.21069	N N	Y Y	.	.	15 15	0.041 3.160
C12	33600	E30018 E30029	surgical loupes heart-lung machine	1300.00 90000.00	10.0 7.5	0.110 0.100	0.16980 0.19580	0.21980 0.24580	0.00272 0.21069	N N	Y Y	.	.	380 380	1.034 80.061
C12	33602	E30018 E30029	surgical loupes heart-lung machine	1300.00 90000.00	10.0 7.5	0.110 0.100	0.16980 0.19580	0.21980 0.24580	0.00272 0.21069	N N	Y Y	.	.	380 380	1.034 80.061
C12	33606	E30018 E30029	surgical loupes heart-lung machine	1300.00 90000.00	10.0 7.5	0.110 0.100	0.16980 0.19580	0.21980 0.24580	0.00272 0.21069	N N	Y Y	.	.	380 380	1.034 80.061
C12	33608	E30018 E30029	surgical loupes heart-lung machine	1300.00 90000.00	10.0 7.5	0.110 0.100	0.16980 0.19580	0.21980 0.24580	0.00272 0.21069	N N	Y Y	.	.	380 380	1.034 80.061
C12	33610	E30018 E30029	surgical loupes heart-lung machine	1300.00 90000.00	10.0 7.5	0.110 0.100	0.16980 0.19580	0.21980 0.24580	0.00272 0.21069	N N	Y Y	.	.	440 440	1.197 92.702
C12	33611	E30018 E30029	surgical loupes heart-lung machine	1300.00 90000.00	10.0 7.5	0.110 0.100	0.16980 0.19580	0.21980 0.24580	0.00272 0.21069	N N	Y Y	.	.	350 350	0.952 73.740
C12	33612	E30018 E30029	surgical loupes heart-lung machine	1300.00 90000.00	10.0 7.5	0.110 0.100	0.16980 0.19580	0.21980 0.24580	0.00272 0.21069	N N	Y Y	.	.	380 380	1.034 80.061
C12	33615	E30018 E30029	surgical loupes heart-lung machine	1300.00 90000.00	10.0 7.5	0.110 0.100	0.16980 0.19580	0.21980 0.24580	0.00272 0.21069	N N	Y Y	.	.	410 410	1.116 86.382

Out-of-Office Clinical Equipment Pricing by CPEP and HCPCS Code

CPEP	PROCCODE	EQP_CODE	DESC	PRICE	LIFE	INTRATE	CAPFRAC	ANNFACT	COST_MIN	IN	OUT	EQTI	PXEQ_I	EQTO	PXEQ_O
C12	33617	E30018 E30029	surgical loupes heart-lung machine	1300.00 90000.00	10.0 7.5	0.110 0.100	0.16980 0.19580	0.21980 0.24580	0.00272 0.21069	N N	Y Y	.	.	470 470	1.279 99.023
C12	33619	E30018 E30029	surgical loupes heart-lung machine	1300.00 90000.00	10.0 7.5	0.110 0.100	0.16980 0.19580	0.21980 0.24580	0.00272 0.21069	N N	Y Y	.	.	800 800	2.177 168.550
C12	33641	E30018 E30029	surgical loupes heart-lung machine	1300.00 90000.00	10.0 7.5	0.110 0.100	0.16980 0.19580	0.21980 0.24580	0.00272 0.21069	N N	Y Y	.	.	385 385	1.048 81.114
C12	33645	E30018 E30029	surgical loupes heart-lung machine	1300.00 90000.00	10.0 7.5	0.110 0.100	0.16980 0.19580	0.21980 0.24580	0.00272 0.21069	N N	Y Y	.	.	305 305	0.830 64.260
C12	33647	E30018 E30029	surgical loupes heart-lung machine	1300.00 90000.00	10.0 7.5	0.110 0.100	0.16980 0.19580	0.21980 0.24580	0.00272 0.21069	N N	Y Y	.	.	320 320	0.871 67.420
C12	33660	E30018 E30029	surgical loupes heart-lung machine	1300.00 90000.00	10.0 7.5	0.110 0.100	0.16980 0.19580	0.21980 0.24580	0.00272 0.21069	N N	Y Y	.	.	320 320	0.871 67.420
C12	33665	E30018 E30029	surgical loupes heart-lung machine	1300.00 90000.00	10.0 7.5	0.110 0.100	0.16980 0.19580	0.21980 0.24580	0.00272 0.21069	N N	Y Y	.	.	350 350	0.952 73.740
C12	33670	E30018 E30029	surgical loupes heart-lung machine	1300.00 90000.00	10.0 7.5	0.110 0.100	0.16980 0.19580	0.21980 0.24580	0.00272 0.21069	N N	Y Y	.	.	410 410	1.116 86.382
C12	33681	E30018 E30029	surgical loupes heart-lung machine	1300.00 90000.00	10.0 7.5	0.110 0.100	0.16980 0.19580	0.21980 0.24580	0.00272 0.21069	N N	Y Y	.	.	320 320	0.871 67.420
C12	33684	E30018 E30029	surgical loupes heart-lung machine	1300.00 90000.00	10.0 7.5	0.110 0.100	0.16980 0.19580	0.21980 0.24580	0.00272 0.21069	N N	Y Y	.	.	350 350	0.952 73.740
C12	33688	E30018 E30029	surgical loupes heart-lung machine	1300.00 90000.00	10.0 7.5	0.110 0.100	0.16980 0.19580	0.21980 0.24580	0.00272 0.21069	N N	Y Y	.	.	380 380	1.034 80.061
C12	33690	E30018 E30029	surgical loupes heart-lung machine	1300.00 90000.00	10.0 7.5	0.110 0.100	0.16980 0.19580	0.21980 0.24580	0.00272 0.21069	N N	Y Y	.	.	350 350	0.952 73.740
C12	33692	E30018 E30029	surgical loupes heart-lung machine	1300.00 90000.00	10.0 7.5	0.110 0.100	0.16980 0.19580	0.21980 0.24580	0.00272 0.21069	N N	Y Y	.	.	350 350	0.952 73.740
C12	33694	E30018 E30029	surgical loupes heart-lung machine	1300.00 90000.00	10.0 7.5	0.110 0.100	0.16980 0.19580	0.21980 0.24580	0.00272 0.21069	N N	Y Y	.	.	365 365	0.993 76.901
C12	33696	E30018 E30029	surgical loupes heart-lung machine	1300.00 90000.00	10.0 7.5	0.110 0.100	0.16980 0.19580	0.21980 0.24580	0.00272 0.21069	N N	Y Y	.	.	395 395	1.075 83.221
C12	33697	E30018 E30029	surgical loupes heart-lung machine	1300.00 90000.00	10.0 7.5	0.110 0.100	0.16980 0.19580	0.21980 0.24580	0.00272 0.21069	N N	Y Y	.	.	380 380	1.034 80.061

Out-of-Office Clinical Equipment Pricing by CREP and HCPCS Code

CREP	PROCCODE	EQP_CODE	DESC	PRICE	LIFE	INTRATE	CAPFRAC	ANNFACT	COST_MIN	IN	OUT	EQTI	PXEQ_I	EQTO	PXEQ_O
C12	33698	E30018 E30029	surgical loupes heart-lung machine	1300.00 90000.00	10.0 7.5	0.110 0.100	0.16980 0.19580	0.21980 0.24580	0.00272 0.21069	N N	Y Y	.	.	410 410	1.116 86.382
C12	33702	E30018 E30029	surgical loupes heart-lung machine	1300.00 90000.00	10.0 7.5	0.110 0.100	0.16980 0.19580	0.21980 0.24580	0.00272 0.21069	N N	Y Y	.	.	320 320	0.871 67.420
C12	33710	E30018 E30029	surgical loupes heart-lung machine	1300.00 90000.00	10.0 7.5	0.110 0.100	0.16980 0.19580	0.21980 0.24580	0.00272 0.21069	N N	Y Y	.	.	350 350	0.952 73.740
C12	33720	E30018 E30029	surgical loupes heart-lung machine	1300.00 90000.00	10.0 7.5	0.110 0.100	0.16980 0.19580	0.21980 0.24580	0.00272 0.21069	N N	Y Y	.	.	320 320	0.871 67.420
C12	33722	E30018 E30029	surgical loupes heart-lung machine	1300.00 90000.00	10.0 7.5	0.110 0.100	0.16980 0.19580	0.21980 0.24580	0.00272 0.21069	N N	Y Y	.	.	320 320	0.871 67.420
C12	33730	E30018 E30029	surgical loupes heart-lung machine	1300.00 90000.00	10.0 7.5	0.110 0.100	0.16980 0.19580	0.21980 0.24580	0.00272 0.21069	N N	Y Y	.	.	410 410	1.116 86.382
C12	33732	E30018 E30029	surgical loupes heart-lung machine	1300.00 90000.00	10.0 7.5	0.110 0.100	0.16980 0.19580	0.21980 0.24580	0.00272 0.21069	N N	Y Y	.	.	320 320	0.871 67.420
C12	33735	E30018 E30029	surgical loupes heart-lung machine	1300.00 90000.00	10.0 7.5	0.110 0.100	0.16980 0.19580	0.21980 0.24580	0.00272 0.21069	N N	Y Y	.	.	290 290	0.789 61.099
C12	33736	E30018 E30029	surgical loupes heart-lung machine	1300.00 90000.00	10.0 7.5	0.110 0.100	0.16980 0.19580	0.21980 0.24580	0.00272 0.21069	N N	Y Y	.	.	320 320	0.871 67.420
C12	33737	E30018 E30029	surgical loupes heart-lung machine	1300.00 90000.00	10.0 7.5	0.110 0.100	0.16980 0.19580	0.21980 0.24580	0.00272 0.21069	N N	Y Y	.	.	320 320	0.871 67.420
C12	33750	E30018 E30029	surgical loupes heart-lung machine	1300.00 90000.00	10.0 7.5	0.110 0.100	0.16980 0.19580	0.21980 0.24580	0.00272 0.21069	N N	Y Y	.	.	300 300	0.816 63.206
C12	33755	E30018 E30029	surgical loupes heart-lung machine	1300.00 90000.00	10.0 7.5	0.110 0.100	0.16980 0.19580	0.21980 0.24580	0.00272 0.21069	N N	Y Y	.	.	300 300	0.816 63.206
C12	33762	E30018 E30029	surgical loupes heart-lung machine	1300.00 90000.00	10.0 7.5	0.110 0.100	0.16980 0.19580	0.21980 0.24580	0.00272 0.21069	N N	Y Y	.	.	300 300	0.816 63.206
C12	33764	E30018 E30029	surgical loupes heart-lung machine	1300.00 90000.00	10.0 7.5	0.110 0.100	0.16980 0.19580	0.21980 0.24580	0.00272 0.21069	N N	Y Y	.	.	300 300	0.816 63.206
C12	33766	E30018 E30029	surgical loupes heart-lung machine	1300.00 90000.00	10.0 7.5	0.110 0.100	0.16980 0.19580	0.21980 0.24580	0.00272 0.21069	N N	Y Y	.	.	260 260	0.707 54.779
C12	33767	E30018 E30029	surgical loupes heart-lung machine	1300.00 90000.00	10.0 7.5	0.110 0.100	0.16980 0.19580	0.21980 0.24580	0.00272 0.21069	N N	Y Y	.	.	320 320	0.871 67.420

Out-of-Office Clinical Equipment Pricing by CPEP and HCPCS Code

CPEP	PROCCODE	EQP_CODE	DESC	PRICE	LIFE	INTRATE	CAPFRAC	ANFACCT	COST_MIN	IN	OUT	EQTI	PXEQ_I	EQTO	PXEQ_O
C12	33770	E30018 E30029	surgical loupes heart-lung machine	1300.00 90000.00	10.0 7.5	0.110 0.100	0.16980 0.19580	0.21980 0.24580	0.00272 0.21069	N N	Y Y	- -	- -	380 380	1.034 80.061
C12	33771	E30018 E30029	surgical loupes heart-lung machine	1300.00 90000.00	10.0 7.5	0.110 0.100	0.16980 0.19580	0.21980 0.24580	0.00272 0.21069	N N	Y Y	- -	- -	410 410	1.116 86.382
C12	33774	E30018 E30029	surgical loupes heart-lung machine	1300.00 90000.00	10.0 7.5	0.110 0.100	0.16980 0.19580	0.21980 0.24580	0.00272 0.21069	N N	Y Y	- -	- -	350 350	0.952 73.740
C12	33775	E30018 E30029	surgical loupes heart-lung machine	1300.00 90000.00	10.0 7.5	0.110 0.100	0.16980 0.19580	0.21980 0.24580	0.00272 0.21069	N N	Y Y	- -	- -	395 395	1.075 83.221
C12	33776	E30018 E30029	surgical loupes heart-lung machine	1300.00 90000.00	10.0 7.5	0.110 0.100	0.16980 0.19580	0.21980 0.24580	0.00272 0.21069	N N	Y Y	- -	- -	425 425	1.156 89.542
C12	33777	E30018 E30029	surgical loupes heart-lung machine	1300.00 90000.00	10.0 7.5	0.110 0.100	0.16980 0.19580	0.21980 0.24580	0.00272 0.21069	N N	Y Y	- -	- -	425 425	1.156 89.542
C12	33778	E30018 E30029	surgical loupes heart-lung machine	1300.00 90000.00	10.0 7.5	0.110 0.100	0.16980 0.19580	0.21980 0.24580	0.00272 0.21069	N N	Y Y	- -	- -	485 485	1.320 102.183
C12	33779	E30018 E30029	surgical loupes heart-lung machine	1300.00 90000.00	10.0 7.5	0.110 0.100	0.16980 0.19580	0.21980 0.24580	0.00272 0.21069	N N	Y Y	- -	- -	500 500	1.360 105.344
C12	33780	E30018 E30029	surgical loupes heart-lung machine	1300.00 90000.00	10.0 7.5	0.110 0.100	0.16980 0.19580	0.21980 0.24580	0.00272 0.21069	N N	Y Y	- -	- -	500 500	1.360 105.344
C12	33781	E30018 E30029	surgical loupes heart-lung machine	1300.00 90000.00	10.0 7.5	0.110 0.100	0.16980 0.19580	0.21980 0.24580	0.00272 0.21069	N N	Y Y	- -	- -	460 460	1.252 96.916
C12	33786	E30018 E30029	surgical loupes heart-lung machine	1300.00 90000.00	10.0 7.5	0.110 0.100	0.16980 0.19580	0.21980 0.24580	0.00272 0.21069	N N	Y Y	- -	- -	440 440	1.197 92.702
C12	33788	E30018 E30029	surgical loupes heart-lung machine	1300.00 90000.00	10.0 7.5	0.110 0.100	0.16980 0.19580	0.21980 0.24580	0.00272 0.21069	N N	Y Y	- -	- -	290 290	0.789 61.099
C12	33800	E30018 E30029	surgical loupes heart-lung machine	1300.00 90000.00	10.0 7.5	0.110 0.100	0.16980 0.19580	0.21980 0.24580	0.00272 0.21069	N N	Y Y	- -	- -	200 200	0.544 42.137
C12	33802	E30018 E30029	surgical loupes heart-lung machine	1300.00 90000.00	10.0 7.5	0.110 0.100	0.16980 0.19580	0.21980 0.24580	0.00272 0.21069	N N	Y Y	- -	- -	200 200	0.544 42.137
C12	33803	E30018 E30029	surgical loupes heart-lung machine	1300.00 90000.00	10.0 7.5	0.110 0.100	0.16980 0.19580	0.21980 0.24580	0.00272 0.21069	N N	Y Y	- -	- -	220 220	0.599 46.351
C12	33813	E30018 E30029	surgical loupes heart-lung machine	1300.00 90000.00	10.0 7.5	0.110 0.100	0.16980 0.19580	0.21980 0.24580	0.00272 0.21069	N N	Y Y	- -	- -	240 240	0.653 50.565

Out-of-Office Clinical Equipment Pricing by CPEP and HCPCS Code

CPEP	PROCCODE	EQP_CODE	DESC	PRICE	LIFE	INTRATE	CAPFRAC	ANNFACT	COST_MIN	IN	OUT	EQTI	PXEQ_I	EQTO	PXEQ_O
C12	33814	E30018 E30029	surgical loupes heart-lung machine	1300.00 90000.00	10.0 7.5	0.110 0.100	0.16980 0.19580	0.21980 0.24580	0.00272 0.21069	N N	Y Y	.	.	305 305	0.830 64.260
C12	33820	E30018 E30029	surgical loupes heart-lung machine	1300.00 90000.00	10.0 7.5	0.110 0.100	0.16980 0.19580	0.21980 0.24580	0.00272 0.21069	N N	Y Y	.	.	170 170	0.463 35.817
C12	33822	E30018 E30029	surgical loupes heart-lung machine	1300.00 90000.00	10.0 7.5	0.110 0.100	0.16980 0.19580	0.21980 0.24580	0.00272 0.21069	N N	Y Y	.	.	200 200	0.544 42.137
C12	33824	E30018 E30029	surgical loupes heart-lung machine	1300.00 90000.00	10.0 7.5	0.110 0.100	0.16980 0.19580	0.21980 0.24580	0.00272 0.21069	N N	Y Y	.	.	475 475	1.292 100.076
C12	33840	E30018 E30029	surgical loupes heart-lung machine	1300.00 90000.00	10.0 7.5	0.110 0.100	0.16980 0.19580	0.21980 0.24580	0.00272 0.21069	N N	Y Y	.	.	230 230	0.626 48.458
C12	33845	E30018 E30029	surgical loupes heart-lung machine	1300.00 90000.00	10.0 7.5	0.110 0.100	0.16980 0.19580	0.21980 0.24580	0.00272 0.21069	N N	Y Y	.	.	245 245	0.667 51.618
C12	33851	E30018 E30029	surgical loupes heart-lung machine	1300.00 90000.00	10.0 7.5	0.110 0.100	0.16980 0.19580	0.21980 0.24580	0.00272 0.21069	N N	Y Y	.	.	245 245	0.667 51.618
C12	33852	E30018 E30029	surgical loupes heart-lung machine	1300.00 90000.00	10.0 7.5	0.110 0.100	0.16980 0.19580	0.21980 0.24580	0.00272 0.21069	N N	Y Y	.	.	260 260	0.707 54.779
C12	33853	E30018 E30029	surgical loupes heart-lung machine	1300.00 90000.00	10.0 7.5	0.110 0.100	0.16980 0.19580	0.21980 0.24580	0.00272 0.21069	N N	Y Y	.	.	410 410	1.116 86.382
C12	33860	E30018 E30029	surgical loupes heart-lung machine	1300.00 90000.00	10.0 7.5	0.110 0.100	0.16980 0.19580	0.21980 0.24580	0.00272 0.21069	N N	Y Y	.	.	565 565	1.537 119.038
C12	33861	E30018 E30029	surgical loupes heart-lung machine	1300.00 90000.00	10.0 7.5	0.110 0.100	0.16980 0.19580	0.21980 0.24580	0.00272 0.21069	N N	Y Y	.	.	595 595	1.619 125.359
C12	33863	E30018 E30029	surgical loupes heart-lung machine	1300.00 90000.00	10.0 7.5	0.110 0.100	0.16980 0.19580	0.21980 0.24580	0.00272 0.21069	N N	Y Y	.	.	625 625	1.701 131.679
C12	33870	E30018 E30029	surgical loupes heart-lung machine	1300.00 90000.00	10.0 7.5	0.110 0.100	0.16980 0.19580	0.21980 0.24580	0.00272 0.21069	N N	Y Y	.	.	655 655	1.782 138.000
C12	33875	E30018 E30029	surgical loupes heart-lung machine	1300.00 90000.00	10.0 7.5	0.110 0.100	0.16980 0.19580	0.21980 0.24580	0.00272 0.21069	N N	Y Y	.	.	565 565	1.537 119.038
C12	33877	E30018 E30029	surgical loupes heart-lung machine	1300.00 90000.00	10.0 7.5	0.110 0.100	0.16980 0.19580	0.21980 0.24580	0.00272 0.21069	N N	Y Y	.	.	865 865	2.354 182.244
C12	33910	E30018 E30029	surgical loupes heart-lung machine	1300.00 90000.00	10.0 7.5	0.110 0.100	0.16980 0.19580	0.21980 0.24580	0.00272 0.21069	N N	Y Y	.	.	505 505	1.374 106.397

Out-of-Office Clinical Equipment Pricing by CPEP and HCPCS Code

CPEP	PROCCODE	EQP_CODE	DESC	PRICE	LIFE	INTRATE	CAPFRAC	ANNFACT	COST_MIN	IN	OUT	EQTI	PXEQ_I	EQTO	PXEQ_O
C12	33915	E30018 E30029	surgical loupes heart-lung machine	1300.00 90000.00	10.0 7.5	0.110 0.100	0.16980 0.19580	0.21980 0.24580	0.00272 0.21069	N N	Y Y	.	.	415 415	1.129 87.435
C12	33916	E30018 E30029	surgical loupes heart-lung machine	1300.00 90000.00	10.0 7.5	0.110 0.100	0.16980 0.19580	0.21980 0.24580	0.00272 0.21069	N N	Y Y	.	.	655 655	1.782 138.000
C12	33917	E30018 E30029	surgical loupes heart-lung machine	1300.00 90000.00	10.0 7.5	0.110 0.100	0.16980 0.19580	0.21980 0.24580	0.00272 0.21069	N N	Y Y	.	.	290 290	0.789 61.099
C12	33918	E30018 E30029	surgical loupes heart-lung machine	1300.00 90000.00	10.0 7.5	0.110 0.100	0.16980 0.19580	0.21980 0.24580	0.00272 0.21069	N N	Y Y	.	.	320 320	0.871 67.420
C12	33919	E30018 E30029	surgical loupes heart-lung machine	1300.00 90000.00	10.0 7.5	0.110 0.100	0.16980 0.19580	0.21980 0.24580	0.00272 0.21069	N N	Y Y	.	.	470 470	1.279 99.023
C12	33920	E30018 E30029	surgical loupes heart-lung machine	1300.00 90000.00	10.0 7.5	0.110 0.100	0.16980 0.19580	0.21980 0.24580	0.00272 0.21069	N N	Y Y	.	.	410 410	1.116 86.382
C12	33922	E30018 E30029	surgical loupes heart-lung machine	1300.00 90000.00	10.0 7.5	0.110 0.100	0.16980 0.19580	0.21980 0.24580	0.00272 0.21069	N N	Y Y	.	.	440 440	1.197 92.702
C12	33960	E30018 E30029	surgical loupes heart-lung machine	1300.00 90000.00	10.0 7.5	0.110 0.100	0.16980 0.19580	0.21980 0.24580	0.00272 0.21069	N N	Y Y	.	.	420 420	1.143 88.489
C12	33961	E30018 E30029	surgical loupes heart-lung machine	1300.00 90000.00	10.0 7.5	0.110 0.100	0.16980 0.19580	0.21980 0.24580	0.00272 0.21069	N N	Y Y	.	.	420 420	1.143 88.489
C12	33970	E30018 E30029	surgical loupes heart-lung machine	1300.00 90000.00	10.0 7.5	0.110 0.100	0.16980 0.19580	0.21980 0.24580	0.00272 0.21069	N N	Y Y	.	.	180 180	0.490 37.924
C12	33971	E30018 E30029	surgical loupes heart-lung machine	1300.00 90000.00	10.0 7.5	0.110 0.100	0.16980 0.19580	0.21980 0.24580	0.00272 0.21069	N N	Y Y	.	.	238 238	0.648 50.144
C12	33973	E30018 E30029	surgical loupes heart-lung machine	1300.00 90000.00	10.0 7.5	0.110 0.100	0.16980 0.19580	0.21980 0.24580	0.00272 0.21069	N N	Y Y	.	.	20 20	0.054 4.214
C12	33974	E30018 E30029	surgical loupes heart-lung machine	1300.00 90000.00	10.0 7.5	0.110 0.100	0.16980 0.19580	0.21980 0.24580	0.00272 0.21069	N N	Y Y	.	.	310 310	0.844 65.313
C12	33975	E30018 E30029	surgical loupes heart-lung machine	1300.00 90000.00	10.0 7.5	0.110 0.100	0.16980 0.19580	0.21980 0.24580	0.00272 0.21069	N N	Y Y	.	.	1590 1590	4.326 334.992
C12	33976	E30018 E30029	surgical loupes heart-lung machine	1300.00 90000.00	10.0 7.5	0.110 0.100	0.16980 0.19580	0.21980 0.24580	0.00272 0.21069	N N	Y Y	.	.	1590 1590	4.326 334.992
C12	33977	E30018 E30029	surgical loupes heart-lung machine	1300.00 90000.00	10.0 7.5	0.110 0.100	0.16980 0.19580	0.21980 0.24580	0.00272 0.21069	N N	Y Y	.	.	390 390	1.061 82.168

Out-of-Office Clinical Equipment Pricing by CPEP and HCPCS Code

CPEP	PROCCODE	EQP_CODE	DESC	PRICE	LIFE	INTRATE	CAPFRAC	ANNFACT	COST_MIN	IN	OUT	EQTI	PXEQ_I	EQTO	PXEQ_O
C12	33978	E30018 E30029	surgical loupes heart-lung machine	1300.00 90000.00	10.0 7.5	0.110 0.100	0.16980 0.19580	0.21980 0.24580	0.00272 0.21069	N N	Y Y	.	.	390 390	1.061 82.168
C12	34001	E30018 E30029	surgical loupes heart-lung machine	1300.00 90000.00	10.0 7.5	0.110 0.100	0.16980 0.19580	0.21980 0.24580	0.00272 0.21069	N N	Y Y	.	.	195 195	0.531 41.084
C12	34051	E30018 E30029	surgical loupes heart-lung machine	1300.00 90000.00	10.0 7.5	0.110 0.100	0.16980 0.19580	0.21980 0.24580	0.00272 0.21069	N N	Y Y	.	.	225 225	0.612 47.405
C12	34101	E30018 E30029	surgical loupes heart-lung machine	1300.00 90000.00	10.0 7.5	0.110 0.100	0.16980 0.19580	0.21980 0.24580	0.00272 0.21069	N N	Y Y	.	.	150 150	0.408 31.603
C12	34111	E30018 E30029	surgical loupes heart-lung machine	1300.00 90000.00	10.0 7.5	0.110 0.100	0.16980 0.19580	0.21980 0.24580	0.00272 0.21069	N N	Y Y	.	.	120 120	0.327 25.282
C12	34151	E30018 E30029	surgical loupes heart-lung machine	1300.00 90000.00	10.0 7.5	0.110 0.100	0.16980 0.19580	0.21980 0.24580	0.00272 0.21069	N N	Y Y	.	.	330 330	0.898 69.527
C12	34201	E30018 E30029	surgical loupes heart-lung machine	1300.00 90000.00	10.0 7.5	0.110 0.100	0.16980 0.19580	0.21980 0.24580	0.00272 0.21069	N N	Y Y	.	.	165 165	0.449 34.763
C12	34203	E30018 E30029	surgical loupes heart-lung machine	1300.00 90000.00	10.0 7.5	0.110 0.100	0.16980 0.19580	0.21980 0.24580	0.00272 0.21069	N N	Y Y	.	.	200 200	0.544 42.137
C12	34401	E30018 E30029	surgical loupes heart-lung machine	1300.00 90000.00	10.0 7.5	0.110 0.100	0.16980 0.19580	0.21980 0.24580	0.00272 0.21069	N N	Y Y	.	.	305 305	0.830 64.260
C12	34421	E30018 E30029	surgical loupes heart-lung machine	1300.00 90000.00	10.0 7.5	0.110 0.100	0.16980 0.19580	0.21980 0.24580	0.00272 0.21069	N N	Y Y	.	.	180 180	0.490 37.924
C12	34451	E30018 E30029	surgical loupes heart-lung machine	1300.00 90000.00	10.0 7.5	0.110 0.100	0.16980 0.19580	0.21980 0.24580	0.00272 0.21069	N N	Y Y	.	.	305 305	0.830 64.260
C12	34471	E30018 E30029	surgical loupes heart-lung machine	1300.00 90000.00	10.0 7.5	0.110 0.100	0.16980 0.19580	0.21980 0.24580	0.00272 0.21069	N N	Y Y	.	.	210 210	0.571 44.244
C12	34490	E30018 E30029	surgical loupes heart-lung machine	1300.00 90000.00	10.0 7.5	0.110 0.100	0.16980 0.19580	0.21980 0.24580	0.00272 0.21069	N N	Y Y	.	.	100 100	0.272 21.069
C12	34501	E30018 E30029	surgical loupes heart-lung machine	1300.00 90000.00	10.0 7.5	0.110 0.100	0.16980 0.19580	0.21980 0.24580	0.00272 0.21069	N N	Y Y	.	.	195 195	0.531 41.084
C12	34502	E30018 E30029	surgical loupes heart-lung machine	1300.00 90000.00	10.0 7.5	0.110 0.100	0.16980 0.19580	0.21980 0.24580	0.00272 0.21069	N N	Y Y	.	.	420 420	1.143 88.489
C12	34510	E30018 E30029	surgical loupes heart-lung machine	1300.00 90000.00	10.0 7.5	0.110 0.100	0.16980 0.19580	0.21980 0.24580	0.00272 0.21069	N N	Y Y	.	.	280 280	0.762 58.992

Out-of-Office Clinical Equipment Pricing by CPEP and HCPCS Code

CPEP	PROCCODE	EQP_CODE	DESC	PRICE	LIFE	INTRATE	CAPFRAC	ANNFACT	COST_MIN	IN	OUT	EQTI	PXEQ_I	EQTO	PXEQ_O
C12	34520	E30018 E30029	surgical loupes heart-lung machine	1300.00 90000.00	10.0 7.5	0.110 0.100	0.16980 0.19580	0.21980 0.24580	0.00272 0.21069	N N	Y Y	.	.	295 295	0.803 62.153
C12	34530	E30018 E30029	surgical loupes heart-lung machine	1300.00 90000.00	10.0 7.5	0.110 0.100	0.16980 0.19580	0.21980 0.24580	0.00272 0.21069	N N	Y Y	.	.	150 150	0.408 31.603
C12	35001	E30018 E30029	surgical loupes heart-lung machine	1300.00 90000.00	10.0 7.5	0.110 0.100	0.16980 0.19580	0.21980 0.24580	0.00272 0.21069	N N	Y Y	.	.	225 225	0.612 47.405
C12	35002	E30018 E30029	surgical loupes heart-lung machine	1300.00 90000.00	10.0 7.5	0.110 0.100	0.16980 0.19580	0.21980 0.24580	0.00272 0.21069	N N	Y Y	.	.	225 225	0.612 47.405
C12	35005	E30018 E30029	surgical loupes heart-lung machine	1300.00 90000.00	10.0 7.5	0.110 0.100	0.16980 0.19580	0.21980 0.24580	0.00272 0.21069	N N	Y Y	.	.	225 225	0.612 47.405
C12	35011	E30018 E30029	surgical loupes heart-lung machine	1300.00 90000.00	10.0 7.5	0.110 0.100	0.16980 0.19580	0.21980 0.24580	0.00272 0.21069	N N	Y Y	.	.	195 195	0.531 41.084
C12	35013	E30018 E30029	surgical loupes heart-lung machine	1300.00 90000.00	10.0 7.5	0.110 0.100	0.16980 0.19580	0.21980 0.24580	0.00272 0.21069	N N	Y Y	.	.	225 225	0.612 47.405
C12	35021	E30018 E30029	surgical loupes heart-lung machine	1300.00 90000.00	10.0 7.5	0.110 0.100	0.16980 0.19580	0.21980 0.24580	0.00272 0.21069	N N	Y Y	.	.	225 225	0.612 47.405
C12	35022	E30018 E30029	surgical loupes heart-lung machine	1300.00 90000.00	10.0 7.5	0.110 0.100	0.16980 0.19580	0.21980 0.24580	0.00272 0.21069	N N	Y Y	.	.	225 225	0.612 47.405
C12	35045	E30018 E30029	surgical loupes heart-lung machine	1300.00 90000.00	10.0 7.5	0.110 0.100	0.16980 0.19580	0.21980 0.24580	0.00272 0.21069	N N	Y Y	.	.	75 75	0.204 15.802
C12	35081	E30018 E30029	surgical loupes heart-lung machine	1300.00 90000.00	10.0 7.5	0.110 0.100	0.16980 0.19580	0.21980 0.24580	0.00272 0.21069	N N	Y Y	.	.	350 350	0.952 73.740
C12	35082	E30018 E30029	surgical loupes heart-lung machine	1300.00 90000.00	10.0 7.5	0.110 0.100	0.16980 0.19580	0.21980 0.24580	0.00272 0.21069	N N	Y Y	.	.	420 420	1.143 88.489
C12	35091	E30018 E30029	surgical loupes heart-lung machine	1300.00 90000.00	10.0 7.5	0.110 0.100	0.16980 0.19580	0.21980 0.24580	0.00272 0.21069	N N	Y Y	.	.	450 450	1.224 94.809
C12	35092	E30018 E30029	surgical loupes heart-lung machine	1300.00 90000.00	10.0 7.5	0.110 0.100	0.16980 0.19580	0.21980 0.24580	0.00272 0.21069	N N	Y Y	.	.	570 570	1.551 120.092
C12	35102	E30018 E30029	surgical loupes heart-lung machine	1300.00 90000.00	10.0 7.5	0.110 0.100	0.16980 0.19580	0.21980 0.24580	0.00272 0.21069	N N	Y Y	.	.	390 390	1.061 82.168
C12	35103	E30018 E30029	surgical loupes heart-lung machine	1300.00 90000.00	10.0 7.5	0.110 0.100	0.16980 0.19580	0.21980 0.24580	0.00272 0.21069	N N	Y Y	.	.	460 460	1.252 96.916

Out-of-Office Clinical Equipment Pricing by CPEP and HCPCS Code

CPEP	PROCCODE	EQP_CODE	DESC	PRICE	LIFE	INTRATE	CAPFRAC	AMNFACT	COST_MIN	IN	OUT	EQTI	PXEQ_I	EQTO	PXEQ_O
C12	35111	E30018 E30029	surgical loupes heart-lung machine	1300.00 90000.00	10.0 7.5	0.110 0.100	0.16980 0.19580	0.21980 0.24580	0.00272 0.21069	N N	Y Y	.	.	390 390	1.061 82.168
C12	35112	E30018 E30029	surgical loupes heart-lung machine	1300.00 90000.00	10.0 7.5	0.110 0.100	0.16980 0.19580	0.21980 0.24580	0.00272 0.21069	N N	Y Y	.	.	420 420	1.143 88.489
C12	35121	E30018 E30029	surgical loupes heart-lung machine	1300.00 90000.00	10.0 7.5	0.110 0.100	0.16980 0.19580	0.21980 0.24580	0.00272 0.21069	N N	Y Y	.	.	390 390	1.061 82.168
C12	35122	E30018 E30029	surgical loupes heart-lung machine	1300.00 90000.00	10.0 7.5	0.110 0.100	0.16980 0.19580	0.21980 0.24580	0.00272 0.21069	N N	Y Y	.	.	480 480	1.306 101.130
C12	35131	E30018 E30029	surgical loupes heart-lung machine	1300.00 90000.00	10.0 7.5	0.110 0.100	0.16980 0.19580	0.21980 0.24580	0.00272 0.21069	N N	Y Y	.	.	390 390	1.061 82.168
C12	35132	E30018 E30029	surgical loupes heart-lung machine	1300.00 90000.00	10.0 7.5	0.110 0.100	0.16980 0.19580	0.21980 0.24580	0.00272 0.21069	N N	Y Y	.	.	460 460	1.252 96.916
C12	35141	E30018 E30029	surgical loupes heart-lung machine	1300.00 90000.00	10.0 7.5	0.110 0.100	0.16980 0.19580	0.21980 0.24580	0.00272 0.21069	N N	Y Y	.	.	255 255	0.694 53.725
C12	35142	E30018 E30029	surgical loupes heart-lung machine	1300.00 90000.00	10.0 7.5	0.110 0.100	0.16980 0.19580	0.21980 0.24580	0.00272 0.21069	N N	Y Y	.	.	280 280	0.762 58.992
C12	35151	E30018 E30029	surgical loupes heart-lung machine	1300.00 90000.00	10.0 7.5	0.110 0.100	0.16980 0.19580	0.21980 0.24580	0.00272 0.21069	N N	Y Y	.	.	390 390	1.061 82.168
C12	35152	E30018 E30029	surgical loupes heart-lung machine	1300.00 90000.00	10.0 7.5	0.110 0.100	0.16980 0.19580	0.21980 0.24580	0.00272 0.21069	N N	Y Y	.	.	450 450	1.224 94.809
C12	35161	E30018 E30029	surgical loupes heart-lung machine	1300.00 90000.00	10.0 7.5	0.110 0.100	0.16980 0.19580	0.21980 0.24580	0.00272 0.21069	N N	Y Y	.	.	390 390	1.061 82.168
C12	35162	E30018 E30029	surgical loupes heart-lung machine	1300.00 90000.00	10.0 7.5	0.110 0.100	0.16980 0.19580	0.21980 0.24580	0.00272 0.21069	N N	Y Y	.	.	430 430	1.170 90.595
C12	35180	E30018 E30029	surgical loupes heart-lung machine	1300.00 90000.00	10.0 7.5	0.110 0.100	0.16980 0.19580	0.21980 0.24580	0.00272 0.21069	N N	Y Y	.	.	205 205	0.558 43.191
C12	35182	E30018 E30029	surgical loupes heart-lung machine	1300.00 90000.00	10.0 7.5	0.110 0.100	0.16980 0.19580	0.21980 0.24580	0.00272 0.21069	N N	Y Y	.	.	300 300	0.816 63.206
C12	35184	E30018 E30029	surgical loupes heart-lung machine	1300.00 90000.00	10.0 7.5	0.110 0.100	0.16980 0.19580	0.21980 0.24580	0.00272 0.21069	N N	Y Y	.	.	275 275	0.748 57.939
C12	35188	E30018 E30029	surgical loupes heart-lung machine	1300.00 90000.00	10.0 7.5	0.110 0.100	0.16980 0.19580	0.21980 0.24580	0.00272 0.21069	N N	Y Y	.	.	225 225	0.612 47.405

Out-of-Office Clinical Equipment Pricing by CPEP and HCPCS Code

CPEP	PROCCODE	EQP_CODE	DESC	PRICE	LIFE	INTRATE	CAPFRAC	ANFACCT	COST_MIN	IN	OUT	EQTI	PXEQ_I	EQTO	PXEQ_O
C12	35189	E30018 E30029	surgical loupes heart-lung machine	1300.00 90000.00	10.0 7.5	0.110 0.100	0.16980 0.19580	0.21980 0.24580	0.00272 0.21069	N N	Y Y	.	.	315 315	0.857 66.366
C12	35190	E30018 E30029	surgical loupes heart-lung machine	1300.00 90000.00	10.0 7.5	0.110 0.100	0.16980 0.19580	0.21980 0.24580	0.00272 0.21069	N N	Y Y	.	.	275 275	0.748 57.939
C12	35201	E30018 E30029	surgical loupes heart-lung machine	1300.00 90000.00	10.0 7.5	0.110 0.100	0.16980 0.19580	0.21980 0.24580	0.00272 0.21069	N N	Y Y	.	.	200 200	0.544 42.137
C12	35206	E30018 E30029	surgical loupes heart-lung machine	1300.00 90000.00	10.0 7.5	0.110 0.100	0.16980 0.19580	0.21980 0.24580	0.00272 0.21069	N N	Y Y	.	.	200 200	0.544 42.137
C12	35211	E30018 E30029	surgical loupes heart-lung machine	1300.00 90000.00	10.0 7.5	0.110 0.100	0.16980 0.19580	0.21980 0.24580	0.00272 0.21069	N N	Y Y	.	.	445 445	1.211 93.756
C12	35216	E30018 E30029	surgical loupes heart-lung machine	1300.00 90000.00	10.0 7.5	0.110 0.100	0.16980 0.19580	0.21980 0.24580	0.00272 0.21069	N N	Y Y	.	.	535 535	1.456 112.718
C12	35221	E30018 E30029	surgical loupes heart-lung machine	1300.00 90000.00	10.0 7.5	0.110 0.100	0.16980 0.19580	0.21980 0.24580	0.00272 0.21069	N N	Y Y	.	.	300 300	0.816 63.206
C12	35226	E30018 E30029	surgical loupes heart-lung machine	1300.00 90000.00	10.0 7.5	0.110 0.100	0.16980 0.19580	0.21980 0.24580	0.00272 0.21069	N N	Y Y	.	.	165 165	0.449 34.763
C12	35231	E30018 E30029	surgical loupes heart-lung machine	1300.00 90000.00	10.0 7.5	0.110 0.100	0.16980 0.19580	0.21980 0.24580	0.00272 0.21069	N N	Y Y	.	.	220 220	0.599 46.351
C12	35236	E30018 E30029	surgical loupes heart-lung machine	1300.00 90000.00	10.0 7.5	0.110 0.100	0.16980 0.19580	0.21980 0.24580	0.00272 0.21069	N N	Y Y	.	.	215 215	0.585 45.298
C12	35241	E30018 E30029	surgical loupes heart-lung machine	1300.00 90000.00	10.0 7.5	0.110 0.100	0.16980 0.19580	0.21980 0.24580	0.00272 0.21069	N N	Y Y	.	.	580 580	1.578 122.198
C12	35246	E30018 E30029	surgical loupes heart-lung machine	1300.00 90000.00	10.0 7.5	0.110 0.100	0.16980 0.19580	0.21980 0.24580	0.00272 0.21069	N N	Y Y	.	.	550 550	1.497 115.878
C12	35251	E30018 E30029	surgical loupes heart-lung machine	1300.00 90000.00	10.0 7.5	0.110 0.100	0.16980 0.19580	0.21980 0.24580	0.00272 0.21069	N N	Y Y	.	.	350 350	0.952 73.740
C12	35256	E30018 E30029	surgical loupes heart-lung machine	1300.00 90000.00	10.0 7.5	0.110 0.100	0.16980 0.19580	0.21980 0.24580	0.00272 0.21069	N N	Y Y	.	.	225 225	0.612 47.405
C12	35261	E30018 E30029	surgical loupes heart-lung machine	1300.00 90000.00	10.0 7.5	0.110 0.100	0.16980 0.19580	0.21980 0.24580	0.00272 0.21069	N N	Y Y	.	.	215 215	0.585 45.298
C12	35266	E30018 E30029	surgical loupes heart-lung machine	1300.00 90000.00	10.0 7.5	0.110 0.100	0.16980 0.19580	0.21980 0.24580	0.00272 0.21069	N N	Y Y	.	.	195 195	0.531 41.084

Out-of-Office Clinical Equipment Pricing by CPEP and HCPCS Code

CPEP	PROCCODE	EOP_CODE	DESC	PRICE	LIFE	INTRATE	CAPFRAC	AMNFACT	COST_MIN	IN	OUT	EQTI	PXEQ_I	EQTO	PXEQ_O
C12	35271	E30018 E30029	surgical loupes heart-lung machine	1300.00 90000.00	10.0 7.5	0.110 0.100	0.16980 0.19580	0.21980 0.24580	0.00272 0.21069	N N	Y Y	.	.	565 565	1.537 119.038
C12	35276	E30018 E30029	surgical loupes heart-lung machine	1300.00 90000.00	10.0 7.5	0.110 0.100	0.16980 0.19580	0.21980 0.24580	0.00272 0.21069	N N	Y Y	.	.	535 535	1.456 112.718
C12	35281	E30018 E30029	surgical loupes heart-lung machine	1300.00 90000.00	10.0 7.5	0.110 0.100	0.16980 0.19580	0.21980 0.24580	0.00272 0.21069	N N	Y Y	.	.	330 330	0.898 69.527
C12	35286	E30018 E30029	surgical loupes heart-lung machine	1300.00 90000.00	10.0 7.5	0.110 0.100	0.16980 0.19580	0.21980 0.24580	0.00272 0.21069	N N	Y Y	.	.	225 225	0.612 47.405
C12	35301	E30018 E30029	surgical loupes heart-lung machine	1300.00 90000.00	10.0 7.5	0.110 0.100	0.16980 0.19580	0.21980 0.24580	0.00272 0.21069	N N	Y Y	.	.	225 225	0.612 47.405
C12	35311	E30018 E30029	surgical loupes heart-lung machine	1300.00 90000.00	10.0 7.5	0.110 0.100	0.16980 0.19580	0.21980 0.24580	0.00272 0.21069	N N	Y Y	.	.	225 225	0.612 47.405
C12	35321	E30018 E30029	surgical loupes heart-lung machine	1300.00 90000.00	10.0 7.5	0.110 0.100	0.16980 0.19580	0.21980 0.24580	0.00272 0.21069	N N	Y Y	.	.	135 135	0.367 28.443
C12	35331	E30018 E30029	surgical loupes heart-lung machine	1300.00 90000.00	10.0 7.5	0.110 0.100	0.16980 0.19580	0.21980 0.24580	0.00272 0.21069	N N	Y Y	.	.	350 350	0.952 73.740
C12	35341	E30018 E30029	surgical loupes heart-lung machine	1300.00 90000.00	10.0 7.5	0.110 0.100	0.16980 0.19580	0.21980 0.24580	0.00272 0.21069	N N	Y Y	.	.	450 450	1.224 94.809
C12	35351	E30018 E30029	surgical loupes heart-lung machine	1300.00 90000.00	10.0 7.5	0.110 0.100	0.16980 0.19580	0.21980 0.24580	0.00272 0.21069	N N	Y Y	.	.	390 390	1.061 82.168
C12	35355	E30018 E30029	surgical loupes heart-lung machine	1300.00 90000.00	10.0 7.5	0.110 0.100	0.16980 0.19580	0.21980 0.24580	0.00272 0.21069	N N	Y Y	.	.	390 390	1.061 82.168
C12	35361	E30018 E30029	surgical loupes heart-lung machine	1300.00 90000.00	10.0 7.5	0.110 0.100	0.16980 0.19580	0.21980 0.24580	0.00272 0.21069	N N	Y Y	.	.	390 390	1.061 82.168
C12	35363	E30018 E30029	surgical loupes heart-lung machine	1300.00 90000.00	10.0 7.5	0.110 0.100	0.16980 0.19580	0.21980 0.24580	0.00272 0.21069	N N	Y Y	.	.	450 450	1.224 94.809
C12	35371	E30018 E30029	surgical loupes heart-lung machine	1300.00 90000.00	10.0 7.5	0.110 0.100	0.16980 0.19580	0.21980 0.24580	0.00272 0.21069	N N	Y Y	.	.	255 255	0.694 53.725
C12	35372	E30018 E30029	surgical loupes heart-lung machine	1300.00 90000.00	10.0 7.5	0.110 0.100	0.16980 0.19580	0.21980 0.24580	0.00272 0.21069	N N	Y Y	.	.	225 225	0.612 47.405
C12	35381	E30018 E30029	surgical loupes heart-lung machine	1300.00 90000.00	10.0 7.5	0.110 0.100	0.16980 0.19580	0.21980 0.24580	0.00272 0.21069	N N	Y Y	.	.	210 210	0.571 44.244

Out-of-Office Clinical Equipment Pricing by CPEP and HCPCS Code

CPEP	PROCCODE	EQP_CODE	DESC	PRICE	LIFE	INTRATE	CAPFRAC	ANNFACT	COST_MIN	IN	OUT	EQTI	PXEQ_I	EQTO	PXEQ_O
C12	35390	E30018 E30029	surgical loupes heart-lung machine	1300.00 90000.00	10.0 7.5	0.110 0.100	0.16980 0.19580	0.21980 0.24580	0.00272 0.21069	N N	Y Y	.	.	35 35	0.095 7.374
C12	35450	E30018 E30029	surgical loupes heart-lung machine	1300.00 90000.00	10.0 7.5	0.110 0.100	0.16980 0.19580	0.21980 0.24580	0.00272 0.21069	N N	Y Y	.	.	30 30	0.082 6.321
C12	35452	E30018 E30029	surgical loupes heart-lung machine	1300.00 90000.00	10.0 7.5	0.110 0.100	0.16980 0.19580	0.21980 0.24580	0.00272 0.21069	N N	Y Y	.	.	30 30	0.082 6.321
C12	35454	E30018 E30029	surgical loupes heart-lung machine	1300.00 90000.00	10.0 7.5	0.110 0.100	0.16980 0.19580	0.21980 0.24580	0.00272 0.21069	N N	Y Y	.	.	30 30	0.082 6.321
C12	35456	E30018 E30029	surgical loupes heart-lung machine	1300.00 90000.00	10.0 7.5	0.110 0.100	0.16980 0.19580	0.21980 0.24580	0.00272 0.21069	N N	Y Y	.	.	30 30	0.082 6.321
C12	35458	E30018 E30029	surgical loupes heart-lung machine	1300.00 90000.00	10.0 7.5	0.110 0.100	0.16980 0.19580	0.21980 0.24580	0.00272 0.21069	N N	Y Y	.	.	30 30	0.082 6.321
C12	35459	E30018 E30029	surgical loupes heart-lung machine	1300.00 90000.00	10.0 7.5	0.110 0.100	0.16980 0.19580	0.21980 0.24580	0.00272 0.21069	N N	Y Y	.	.	30 30	0.082 6.321
C12	35460	E30018 E30029	surgical loupes heart-lung machine	1300.00 90000.00	10.0 7.5	0.110 0.100	0.16980 0.19580	0.21980 0.24580	0.00272 0.21069	N N	Y Y	.	.	30 30	0.082 6.321
C12	35470	E30018 E30029	surgical loupes heart-lung machine	1300.00 90000.00	10.0 7.5	0.110 0.100	0.16980 0.19580	0.21980 0.24580	0.00272 0.21069	N N	Y Y	.	.	15 15	0.041 3.160
C12	35471	E30018 E30029	surgical loupes heart-lung machine	1300.00 90000.00	10.0 7.5	0.110 0.100	0.16980 0.19580	0.21980 0.24580	0.00272 0.21069	N N	Y Y	.	.	15 15	0.041 3.160
C12	35472	E30018 E30029	surgical loupes heart-lung machine	1300.00 90000.00	10.0 7.5	0.110 0.100	0.16980 0.19580	0.21980 0.24580	0.00272 0.21069	N N	Y Y	.	.	15 15	0.041 3.160
C12	35473	E30018 E30029	surgical loupes heart-lung machine	1300.00 90000.00	10.0 7.5	0.110 0.100	0.16980 0.19580	0.21980 0.24580	0.00272 0.21069	N N	Y Y	.	.	15 15	0.041 3.160
C12	35474	E30018 E30029	surgical loupes heart-lung machine	1300.00 90000.00	10.0 7.5	0.110 0.100	0.16980 0.19580	0.21980 0.24580	0.00272 0.21069	N N	Y Y	.	.	15 15	0.041 3.160
C12	35475	E30018 E30029	surgical loupes heart-lung machine	1300.00 90000.00	10.0 7.5	0.110 0.100	0.16980 0.19580	0.21980 0.24580	0.00272 0.21069	N N	Y Y	.	.	15 15	0.041 3.160
C12	35476	E30018 E30029	surgical loupes heart-lung machine	1300.00 90000.00	10.0 7.5	0.110 0.100	0.16980 0.19580	0.21980 0.24580	0.00272 0.21069	N N	Y Y	.	.	15 15	0.041 3.160
C12	35480	E30018 E30029	surgical loupes heart-lung machine	1300.00 90000.00	10.0 7.5	0.110 0.100	0.16980 0.19580	0.21980 0.24580	0.00272 0.21069	N N	Y Y	.	.	45 45	0.122 9.481

Out-of-Office Clinical Equipment Pricing by CPEP and HCPCS Code

CPEP	PROCCODE	EQP_CODE	DESC	PRICE	LIFE	INTRATE	CAPFRAC	ANNFACT	COST_MIN	IN	OUT	EQTI	PXEQ_I	EQTO	PXEQ_O
C12	35481	E30018 E30029	surgical loupes heart-lung machine	1300.00 90000.00	10.0 7.5	0.110 0.100	0.16980 0.19580	0.21980 0.24580	0.00272 0.21069	N N	Y Y	.	.	45 45	0.122 9.481
C12	35482	E30018 E30029	surgical loupes heart-lung machine	1300.00 90000.00	10.0 7.5	0.110 0.100	0.16980 0.19580	0.21980 0.24580	0.00272 0.21069	N N	Y Y	.	.	45 45	0.122 9.481
C12	35483	E30018 E30029	surgical loupes heart-lung machine	1300.00 90000.00	10.0 7.5	0.110 0.100	0.16980 0.19580	0.21980 0.24580	0.00272 0.21069	N N	Y Y	.	.	45 45	0.122 9.481
C12	35484	E30018 E30029	surgical loupes heart-lung machine	1300.00 90000.00	10.0 7.5	0.110 0.100	0.16980 0.19580	0.21980 0.24580	0.00272 0.21069	N N	Y Y	.	.	45 45	0.122 9.481
C12	35485	E30018 E30029	surgical loupes heart-lung machine	1300.00 90000.00	10.0 7.5	0.110 0.100	0.16980 0.19580	0.21980 0.24580	0.00272 0.21069	N N	Y Y	.	.	45 45	0.122 9.481
C12	35490	E30018 E30029	surgical loupes heart-lung machine	1300.00 90000.00	10.0 7.5	0.110 0.100	0.16980 0.19580	0.21980 0.24580	0.00272 0.21069	N N	Y Y	.	.	15 15	0.041 3.160
C12	35491	E30018 E30029	surgical loupes heart-lung machine	1300.00 90000.00	10.0 7.5	0.110 0.100	0.16980 0.19580	0.21980 0.24580	0.00272 0.21069	N N	Y Y	.	.	15 15	0.041 3.160
C12	35492	E30018 E30029	surgical loupes heart-lung machine	1300.00 90000.00	10.0 7.5	0.110 0.100	0.16980 0.19580	0.21980 0.24580	0.00272 0.21069	N N	Y Y	.	.	15 15	0.041 3.160
C12	35493	E30018 E30029	surgical loupes heart-lung machine	1300.00 90000.00	10.0 7.5	0.110 0.100	0.16980 0.19580	0.21980 0.24580	0.00272 0.21069	N N	Y Y	.	.	15 15	0.041 3.160
C12	35494	E30018 E30029	surgical loupes heart-lung machine	1300.00 90000.00	10.0 7.5	0.110 0.100	0.16980 0.19580	0.21980 0.24580	0.00272 0.21069	N N	Y Y	.	.	15 15	0.041 3.160
C12	35495	E30018 E30029	surgical loupes heart-lung machine	1300.00 90000.00	10.0 7.5	0.110 0.100	0.16980 0.19580	0.21980 0.24580	0.00272 0.21069	N N	Y Y	.	.	15 15	0.041 3.160
C12	35501	E30018 E30029	surgical loupes heart-lung machine	1300.00 90000.00	10.0 7.5	0.110 0.100	0.16980 0.19580	0.21980 0.24580	0.00272 0.21069	N N	Y Y	.	.	225 225	0.612 47.405
C12	35506	E30018 E30029	surgical loupes heart-lung machine	1300.00 90000.00	10.0 7.5	0.110 0.100	0.16980 0.19580	0.21980 0.24580	0.00272 0.21069	N N	Y Y	.	.	225 225	0.612 47.405
C12	35507	E30018 E30029	surgical loupes heart-lung machine	1300.00 90000.00	10.0 7.5	0.110 0.100	0.16980 0.19580	0.21980 0.24580	0.00272 0.21069	N N	Y Y	.	.	225 225	0.612 47.405
C12	35508	E30018 E30029	surgical loupes heart-lung machine	1300.00 90000.00	10.0 7.5	0.110 0.100	0.16980 0.19580	0.21980 0.24580	0.00272 0.21069	N N	Y Y	.	.	225 225	0.612 47.405
C12	35509	E30018 E30029	surgical loupes heart-lung machine	1300.00 90000.00	10.0 7.5	0.110 0.100	0.16980 0.19580	0.21980 0.24580	0.00272 0.21069	N N	Y Y	.	.	225 225	0.612 47.405

Out-of-Office Clinical Equipment Pricing by CPEP and HCPCS Code

CPEP	PROCCODE	EQP_CODE	DESC	PRICE	LIFE	INTRATE	CAPFRAC	ANNFACT	COST_MIN	IN	OUT	EQTI	PXEQ_I	EQTO	PXEQ_O
C12	35511	E30018 E30029	surgical loupes heart-lung machine	1300.00 90000.00	10.0 7.5	0.110 0.100	0.16980 0.19580	0.21980 0.24580	0.00272 0.21069	N N	Y Y	.	.	225 225	0.612 47.405
C12	35515	E30018 E30029	surgical loupes heart-lung machine	1300.00 90000.00	10.0 7.5	0.110 0.100	0.16980 0.19580	0.21980 0.24580	0.00272 0.21069	N N	Y Y	.	.	225 225	0.612 47.405
C12	35516	E30018 E30029	surgical loupes heart-lung machine	1300.00 90000.00	10.0 7.5	0.110 0.100	0.16980 0.19580	0.21980 0.24580	0.00272 0.21069	N N	Y Y	.	.	225 225	0.612 47.405
C12	35518	E30018 E30029	surgical loupes heart-lung machine	1300.00 90000.00	10.0 7.5	0.110 0.100	0.16980 0.19580	0.21980 0.24580	0.00272 0.21069	N N	Y Y	.	.	225 225	0.612 47.405
C12	35521	E30018 E30029	surgical loupes heart-lung machine	1300.00 90000.00	10.0 7.5	0.110 0.100	0.16980 0.19580	0.21980 0.24580	0.00272 0.21069	N N	Y Y	.	.	300 300	0.816 63.206
C12	35526	E30018 E30029	surgical loupes heart-lung machine	1300.00 90000.00	10.0 7.5	0.110 0.100	0.16980 0.19580	0.21980 0.24580	0.00272 0.21069	N N	Y Y	.	.	225 225	0.612 47.405
C12	35531	E30018 E30029	surgical loupes heart-lung machine	1300.00 90000.00	10.0 7.5	0.110 0.100	0.16980 0.19580	0.21980 0.24580	0.00272 0.21069	N N	Y Y	.	.	390 390	1.061 82.168
C12	35533	E30018 E30029	surgical loupes heart-lung machine	1300.00 90000.00	10.0 7.5	0.110 0.100	0.16980 0.19580	0.21980 0.24580	0.00272 0.21069	N N	Y Y	.	.	340 340	0.925 71.634
C12	35536	E30018 E30029	surgical loupes heart-lung machine	1300.00 90000.00	10.0 7.5	0.110 0.100	0.16980 0.19580	0.21980 0.24580	0.00272 0.21069	N N	Y Y	.	.	360 360	0.980 75.847
C12	35541	E30018 E30029	surgical loupes heart-lung machine	1300.00 90000.00	10.0 7.5	0.110 0.100	0.16980 0.19580	0.21980 0.24580	0.00272 0.21069	N N	Y Y	.	.	450 450	1.224 94.809
C12	35546	E30018 E30029	surgical loupes heart-lung machine	1300.00 90000.00	10.0 7.5	0.110 0.100	0.16980 0.19580	0.21980 0.24580	0.00272 0.21069	N N	Y Y	.	.	500 500	1.360 105.344
C12	35548	E30018 E30029	surgical loupes heart-lung machine	1300.00 90000.00	10.0 7.5	0.110 0.100	0.16980 0.19580	0.21980 0.24580	0.00272 0.21069	N N	Y Y	.	.	390 390	1.061 82.168
C12	35549	E30018 E30029	surgical loupes heart-lung machine	1300.00 90000.00	10.0 7.5	0.110 0.100	0.16980 0.19580	0.21980 0.24580	0.00272 0.21069	N N	Y Y	.	.	430 430	1.170 90.595
C12	35551	E30018 E30029	surgical loupes heart-lung machine	1300.00 90000.00	10.0 7.5	0.110 0.100	0.16980 0.19580	0.21980 0.24580	0.00272 0.21069	N N	Y Y	.	.	480 480	1.306 101.130
C12	35556	E30018 E30029	surgical loupes heart-lung machine	1300.00 90000.00	10.0 7.5	0.110 0.100	0.16980 0.19580	0.21980 0.24580	0.00272 0.21069	N N	Y Y	.	.	330 330	0.898 69.527
C12	35558	E30018 E30029	surgical loupes heart-lung machine	1300.00 90000.00	10.0 7.5	0.110 0.100	0.16980 0.19580	0.21980 0.24580	0.00272 0.21069	N N	Y Y	.	.	240 240	0.653 50.565

Out-of-Office Clinical Equipment Pricing by CPEP and HCPCS Code

CPEP	PROCCODE	EQP_CODE	DESC	PRICE	LIFE	INTRATE	CAPFRAC	ANNFACT	COST_MIN	IN	OUT	EQTI	PXEQ_I	EQTO	PXEQ_O
C12	35560	E30018 E30029	surgical loupes heart-lung machine	1300.00 90000.00	10.0 7.5	0.110 0.100	0.16980 0.19580	0.21980 0.24580	0.00272 0.21069	N N	Y Y			370 370	1.007 77.954
C12	35563	E30018 E30029	surgical loupes heart-lung machine	1300.00 90000.00	10.0 7.5	0.110 0.100	0.16980 0.19580	0.21980 0.24580	0.00272 0.21069	N N	Y Y			330 330	0.898 69.527
C12	35565	E30018 E30029	surgical loupes heart-lung machine	1300.00 90000.00	10.0 7.5	0.110 0.100	0.16980 0.19580	0.21980 0.24580	0.00272 0.21069	N N	Y Y			330 330	0.898 69.527
C12	35566	E30018 E30029	surgical loupes heart-lung machine	1300.00 90000.00	10.0 7.5	0.110 0.100	0.16980 0.19580	0.21980 0.24580	0.00272 0.21069	N N	Y Y			410 410	1.116 86.382
C12	35571	E30018 E30029	surgical loupes heart-lung machine	1300.00 90000.00	10.0 7.5	0.110 0.100	0.16980 0.19580	0.21980 0.24580	0.00272 0.21069	N N	Y Y			410 410	1.116 86.382
C12	35582	E30018 E30029	surgical loupes heart-lung machine	1300.00 90000.00	10.0 7.5	0.110 0.100	0.16980 0.19580	0.21980 0.24580	0.00272 0.21069	N N	Y Y			410 410	1.116 86.382
C12	35583	E30018 E30029	surgical loupes heart-lung machine	1300.00 90000.00	10.0 7.5	0.110 0.100	0.16980 0.19580	0.21980 0.24580	0.00272 0.21069	N N	Y Y			350 350	0.952 73.740
C12	35585	E30018 E30029	surgical loupes heart-lung machine	1300.00 90000.00	10.0 7.5	0.110 0.100	0.16980 0.19580	0.21980 0.24580	0.00272 0.21069	N N	Y Y			420 420	1.143 88.489
C12	35587	E30018 E30029	surgical loupes heart-lung machine	1300.00 90000.00	10.0 7.5	0.110 0.100	0.16980 0.19580	0.21980 0.24580	0.00272 0.21069	N N	Y Y			410 410	1.116 86.382
C12	35601	E30018 E30029	surgical loupes heart-lung machine	1300.00 90000.00	10.0 7.5	0.110 0.100	0.16980 0.19580	0.21980 0.24580	0.00272 0.21069	N N	Y Y			225 225	0.612 47.405
C12	35606	E30018 E30029	surgical loupes heart-lung machine	1300.00 90000.00	10.0 7.5	0.110 0.100	0.16980 0.19580	0.21980 0.24580	0.00272 0.21069	N N	Y Y			210 210	0.571 44.244
C12	35612	E30018 E30029	surgical loupes heart-lung machine	1300.00 90000.00	10.0 7.5	0.110 0.100	0.16980 0.19580	0.21980 0.24580	0.00272 0.21069	N N	Y Y			225 225	0.612 47.405
C12	35616	E30018 E30029	surgical loupes heart-lung machine	1300.00 90000.00	10.0 7.5	0.110 0.100	0.16980 0.19580	0.21980 0.24580	0.00272 0.21069	N N	Y Y			200 200	0.544 42.137
C12	35621	E30018 E30029	surgical loupes heart-lung machine	1300.00 90000.00	10.0 7.5	0.110 0.100	0.16980 0.19580	0.21980 0.24580	0.00272 0.21069	N N	Y Y			220 220	0.599 46.351
C12	35623	E30018 E30029	surgical loupes heart-lung machine	1300.00 90000.00	10.0 7.5	0.110 0.100	0.16980 0.19580	0.21980 0.24580	0.00272 0.21069	N N	Y Y			270 270	0.735 56.885
C12	35626	E30018 E30029	surgical loupes heart-lung machine	1300.00 90000.00	10.0 7.5	0.110 0.100	0.16980 0.19580	0.21980 0.24580	0.00272 0.21069	N N	Y Y			225 225	0.612 47.405

Out-of-Office Clinical Equipment Pricing by CPEP and HCPCS Code

CPEP	PROCCODE	EQP_CODE	DESC	PRICE	LIFE	INTRATE	CAPFRAC	ANFACF	COST_MIN	IN	OUT	EQTI	PXEQ_I	EQTO	PXEQ_O
C12	35631	E30018 E30029	surgical loupes heart-lung machine	1300.00 90000.00	10.0 7.5	0.110 0.100	0.16980 0.19580	0.21980 0.24580	0.00272 0.21069	N N	Y Y	.	.	390 390	1.061 82.168
C12	35636	E30018 E30029	surgical loupes heart-lung machine	1300.00 90000.00	10.0 7.5	0.110 0.100	0.16980 0.19580	0.21980 0.24580	0.00272 0.21069	N N	Y Y	.	.	370 370	1.007 77.954
C12	35641	E30018 E30029	surgical loupes heart-lung machine	1300.00 90000.00	10.0 7.5	0.110 0.100	0.16980 0.19580	0.21980 0.24580	0.00272 0.21069	N N	Y Y	.	.	380 380	1.034 80.061
C12	35642	E30018 E30029	surgical loupes heart-lung machine	1300.00 90000.00	10.0 7.5	0.110 0.100	0.16980 0.19580	0.21980 0.24580	0.00272 0.21069	N N	Y Y	.	.	215 215	0.585 45.298
C12	35645	E30018 E30029	surgical loupes heart-lung machine	1300.00 90000.00	10.0 7.5	0.110 0.100	0.16980 0.19580	0.21980 0.24580	0.00272 0.21069	N N	Y Y	.	.	215 215	0.585 45.298
C12	35646	E30018 E30029	surgical loupes heart-lung machine	1300.00 90000.00	10.0 7.5	0.110 0.100	0.16980 0.19580	0.21980 0.24580	0.00272 0.21069	N N	Y Y	.	.	410 410	1.116 86.382
C12	35650	E30018 E30029	surgical loupes heart-lung machine	1300.00 90000.00	10.0 7.5	0.110 0.100	0.16980 0.19580	0.21980 0.24580	0.00272 0.21069	N N	Y Y	.	.	200 200	0.544 42.137
C12	35651	E30018 E30029	surgical loupes heart-lung machine	1300.00 90000.00	10.0 7.5	0.110 0.100	0.16980 0.19580	0.21980 0.24580	0.00272 0.21069	N N	Y Y	.	.	480 480	1.306 101.130
C12	35654	E30018 E30029	surgical loupes heart-lung machine	1300.00 90000.00	10.0 7.5	0.110 0.100	0.16980 0.19580	0.21980 0.24580	0.00272 0.21069	N N	Y Y	.	.	320 320	0.871 67.420
C12	35656	E30018 E30029	surgical loupes heart-lung machine	1300.00 90000.00	10.0 7.5	0.110 0.100	0.16980 0.19580	0.21980 0.24580	0.00272 0.21069	N N	Y Y	.	.	225 225	0.612 47.405
C12	35661	E30018 E30029	surgical loupes heart-lung machine	1300.00 90000.00	10.0 7.5	0.110 0.100	0.16980 0.19580	0.21980 0.24580	0.00272 0.21069	N N	Y Y	.	.	195 195	0.531 41.084
C12	35663	E30018 E30029	surgical loupes heart-lung machine	1300.00 90000.00	10.0 7.5	0.110 0.100	0.16980 0.19580	0.21980 0.24580	0.00272 0.21069	N N	Y Y	.	.	330 330	0.898 69.527
C12	35665	E30018 E30029	surgical loupes heart-lung machine	1300.00 90000.00	10.0 7.5	0.110 0.100	0.16980 0.19580	0.21980 0.24580	0.00272 0.21069	N N	Y Y	.	.	330 330	0.898 69.527
C12	35666	E30018 E30029	surgical loupes heart-lung machine	1300.00 90000.00	10.0 7.5	0.110 0.100	0.16980 0.19580	0.21980 0.24580	0.00272 0.21069	N N	Y Y	.	.	400 400	1.088 84.275
C12	35671	E30018 E30029	surgical loupes heart-lung machine	1300.00 90000.00	10.0 7.5	0.110 0.100	0.16980 0.19580	0.21980 0.24580	0.00272 0.21069	N N	Y Y	.	.	390 390	1.061 82.168
C12	35681	E30018 E30029	surgical loupes heart-lung machine	1300.00 90000.00	10.0 7.5	0.110 0.100	0.16980 0.19580	0.21980 0.24580	0.00272 0.21069	N N	Y Y	.	.	75 75	0.204 15.802

Out-of-Office Clinical Equipment Pricing by CPEP and HCPCS Code

CPEP	PROCCODE	EQP_CODE	DESC	PRICE	LIFE	INTRATE	CAPFRAC	ANNFACT	COST_MIN	IN	OUT	EQTI	PXEQ_I	EQTO	PXEQ_O
C12	35691	E30018 E30029	surgical loupes heart-lung machine	1300.00 90000.00	10.0 7.5	0.110 0.100	0.16980 0.19580	0.21980 0.24580	0.00272 0.21069	N N	Y Y	.	.	200 200	0.544 42.137
C12	35693	E30018 E30029	surgical loupes heart-lung machine	1300.00 90000.00	10.0 7.5	0.110 0.100	0.16980 0.19580	0.21980 0.24580	0.00272 0.21069	N N	Y Y	.	.	200 200	0.544 42.137
C12	35694	E30018 E30029	surgical loupes heart-lung machine	1300.00 90000.00	10.0 7.5	0.110 0.100	0.16980 0.19580	0.21980 0.24580	0.00272 0.21069	N N	Y Y	.	.	225 225	0.612 47.405
C12	35695	E30018 E30029	surgical loupes heart-lung machine	1300.00 90000.00	10.0 7.5	0.110 0.100	0.16980 0.19580	0.21980 0.24580	0.00272 0.21069	N N	Y Y	.	.	225 225	0.612 47.405
C12	35701	E30018 E30029	surgical loupes heart-lung machine	1300.00 90000.00	10.0 7.5	0.110 0.100	0.16980 0.19580	0.21980 0.24580	0.00272 0.21069	N N	Y Y	.	.	200 200	0.544 42.137
C12	35721	E30018 E30029	surgical loupes heart-lung machine	1300.00 90000.00	10.0 7.5	0.110 0.100	0.16980 0.19580	0.21980 0.24580	0.00272 0.21069	N N	Y Y	.	.	120 120	0.327 25.282
C12	35741	E30018 E30029	surgical loupes heart-lung machine	1300.00 90000.00	10.0 7.5	0.110 0.100	0.16980 0.19580	0.21980 0.24580	0.00272 0.21069	N N	Y Y	.	.	165 165	0.449 34.763
C12	35761	E30018 E30029	surgical loupes heart-lung machine	1300.00 90000.00	10.0 7.5	0.110 0.100	0.16980 0.19580	0.21980 0.24580	0.00272 0.21069	N N	Y Y	.	.	180 180	0.490 37.924
C12	35800	E30018 E30029	surgical loupes heart-lung machine	1300.00 90000.00	10.0 7.5	0.110 0.100	0.16980 0.19580	0.21980 0.24580	0.00272 0.21069	N N	Y Y	.	.	120 120	0.327 25.282
C12	35820	E30018 E30029	surgical loupes heart-lung machine	1300.00 90000.00	10.0 7.5	0.110 0.100	0.16980 0.19580	0.21980 0.24580	0.00272 0.21069	N N	Y Y	.	.	375 375	1.020 79.008
C12	35840	E30018 E30029	surgical loupes heart-lung machine	1300.00 90000.00	10.0 7.5	0.110 0.100	0.16980 0.19580	0.21980 0.24580	0.00272 0.21069	N N	Y Y	.	.	330 330	0.898 69.527
C12	35860	E30018 E30029	surgical loupes heart-lung machine	1300.00 90000.00	10.0 7.5	0.110 0.100	0.16980 0.19580	0.21980 0.24580	0.00272 0.21069	N N	Y Y	.	.	165 165	0.449 34.763
C12	35870	E30018 E30029	surgical loupes heart-lung machine	1300.00 90000.00	10.0 7.5	0.110 0.100	0.16980 0.19580	0.21980 0.24580	0.00272 0.21069	N N	Y Y	.	.	480 480	1.306 101.130
C12	35875	E30018 E30029	surgical loupes heart-lung machine	1300.00 90000.00	10.0 7.5	0.110 0.100	0.16980 0.19580	0.21980 0.24580	0.00272 0.21069	N N	Y Y	.	.	165 165	0.449 34.763
C12	35876	E30018 E30029	surgical loupes heart-lung machine	1300.00 90000.00	10.0 7.5	0.110 0.100	0.16980 0.19580	0.21980 0.24580	0.00272 0.21069	N N	Y Y	.	.	220 220	0.599 46.351
C12	35901	E30018 E30029	surgical loupes heart-lung machine	1300.00 90000.00	10.0 7.5	0.110 0.100	0.16980 0.19580	0.21980 0.24580	0.00272 0.21069	N N	Y Y	.	.	225 225	0.612 47.405

Out-of-Office Clinical Equipment Pricing by CPEP and HCPCS Code

CPEP	PROCCODE	EQP_CODE	DESC	PRICE	LIFE	INTRATE	CAPFRAC	ANNFACT	COST_MIN	IN	OUT	EQTI	PXEQ_I	EQTO	PXEQ_O
C12	35903	E30018 E30029	surgical loupes heart-lung machine	1300.00 90000.00	10.0 7.5	0.110 0.100	0.16980 0.19580	0.21980 0.24580	0.00272 0.21069	N N	Y Y	.	.	370 370	1.007 77.954
C12	35905	E30018 E30029	surgical loupes heart-lung machine	1300.00 90000.00	10.0 7.5	0.110 0.100	0.16980 0.19580	0.21980 0.24580	0.00272 0.21069	N N	Y Y	.	.	730 730	1.986 153.802
C12	35907	E30018 E30029	surgical loupes heart-lung machine	1300.00 90000.00	10.0 7.5	0.110 0.100	0.16980 0.19580	0.21980 0.24580	0.00272 0.21069	N N	Y Y	.	.	660 660	1.796 139.053
C12	36260	E30018 E30029	surgical loupes heart-lung machine	1300.00 90000.00	10.0 7.5	0.110 0.100	0.16980 0.19580	0.21980 0.24580	0.00272 0.21069	N N	Y Y	.	.	195 195	0.531 41.084
C12	36261	E30018 E30029	surgical loupes heart-lung machine	1300.00 90000.00	10.0 7.5	0.110 0.100	0.16980 0.19580	0.21980 0.24580	0.00272 0.21069	N N	Y Y	.	.	195 195	0.531 41.084
C12	36262	E30018 E30029	surgical loupes heart-lung machine	1300.00 90000.00	10.0 7.5	0.110 0.100	0.16980 0.19580	0.21980 0.24580	0.00272 0.21069	N N	Y Y	.	.	195 195	0.531 41.084
C12	36530	E30018 E30029	surgical loupes heart-lung machine	1300.00 90000.00	10.0 7.5	0.110 0.100	0.16980 0.19580	0.21980 0.24580	0.00272 0.21069	N N	Y Y	.	.	95 95	0.258 20.015
C12	36531	E30018 E30029	surgical loupes heart-lung machine	1300.00 90000.00	10.0 7.5	0.110 0.100	0.16980 0.19580	0.21980 0.24580	0.00272 0.21069	N N	Y Y	.	.	80 80	0.218 16.855
C12	36532	E30018 E30029	surgical loupes heart-lung machine	1300.00 90000.00	10.0 7.5	0.110 0.100	0.16980 0.19580	0.21980 0.24580	0.00272 0.21069	N N	Y Y	.	.	60 60	0.163 12.641
C12	36533	E30018 E30029	surgical loupes heart-lung machine	1300.00 90000.00	10.0 7.5	0.110 0.100	0.16980 0.19580	0.21980 0.24580	0.00272 0.21069	N N	Y Y	.	.	70 70	0.190 14.748
C12	36534	E30018 E30029	surgical loupes heart-lung machine	1300.00 90000.00	10.0 7.5	0.110 0.100	0.16980 0.19580	0.21980 0.24580	0.00272 0.21069	N N	Y Y	.	.	60 60	0.163 12.641
C12	36535	E30018 E30029	surgical loupes heart-lung machine	1300.00 90000.00	10.0 7.5	0.110 0.100	0.16980 0.19580	0.21980 0.24580	0.00272 0.21069	Y Y	Y Y	0 0	0 0	130 130	0.354 27.389
C12	36800	E30018 E30029	surgical loupes heart-lung machine	1300.00 90000.00	10.0 7.5	0.110 0.100	0.16980 0.19580	0.21980 0.24580	0.00272 0.21069	N N	Y Y	.	.	40 40	0.109 8.427
C12	36810	E30018 E30029	surgical loupes heart-lung machine	1300.00 90000.00	10.0 7.5	0.110 0.100	0.16980 0.19580	0.21980 0.24580	0.00272 0.21069	N N	Y Y	.	.	100 100	0.272 21.069
C12	36815	E30018 E30029	surgical loupes heart-lung machine	1300.00 90000.00	10.0 7.5	0.110 0.100	0.16980 0.19580	0.21980 0.24580	0.00272 0.21069	N N	Y Y	.	.	90 90	0.245 18.962
C12	36821	E30018 E30029	surgical loupes heart-lung machine	1300.00 90000.00	10.0 7.5	0.110 0.100	0.16980 0.19580	0.21980 0.24580	0.00272 0.21069	N N	Y Y	.	.	110 110	0.299 23.176

Out-of-Office Clinical Equipment Pricing by CPEP and HCPCS Code

CPEP	PROCCODE	EQP_CODE	DESC	PRICE	LIFE	INTRATE	CAPFRAC	ANNFACT	COST_MIN	IN	OUT	EQTI	PXEQ_I	EQTO	PXEQ_O
C12	36822	E30018 E30029	surgical loupes heart-lung machine	1300.00 90000.00	10.0 7.5	0.110 0.100	0.16980 0.19580	0.21980 0.24580	0.00272 0.21069	N N	Y Y	.	.	170 170	0.463 35.817
C12	36825	E30018 E30029	surgical loupes heart-lung machine	1300.00 90000.00	10.0 7.5	0.110 0.100	0.16980 0.19580	0.21980 0.24580	0.00272 0.21069	N N	Y Y	.	.	170 170	0.463 35.817
C12	36830	E30018 E30029	surgical loupes heart-lung machine	1300.00 90000.00	10.0 7.5	0.110 0.100	0.16980 0.19580	0.21980 0.24580	0.00272 0.21069	N N	Y Y	.	.	130 130	0.354 27.389
C12	36832	E30018 E30029	surgical loupes heart-lung machine	1300.00 90000.00	10.0 7.5	0.110 0.100	0.16980 0.19580	0.21980 0.24580	0.00272 0.21069	N N	Y Y	.	.	110 110	0.299 23.176
C12	36834	E30018 E30029	surgical loupes heart-lung machine	1300.00 90000.00	10.0 7.5	0.110 0.100	0.16980 0.19580	0.21980 0.24580	0.00272 0.21069	N N	Y Y	.	.	225 225	0.612 47.405
C12	36835	E30018 E30029	surgical loupes heart-lung machine	1300.00 90000.00	10.0 7.5	0.110 0.100	0.16980 0.19580	0.21980 0.24580	0.00272 0.21069	N N	Y Y	.	.	110 110	0.299 23.176
C12	36860	E30018 E30029	surgical loupes heart-lung machine	1300.00 90000.00	10.0 7.5	0.110 0.100	0.16980 0.19580	0.21980 0.24580	0.00272 0.21069	N N	Y Y	.	.	40 40	0.109 8.427
C12	36861	E30018 E30029	surgical loupes heart-lung machine	1300.00 90000.00	10.0 7.5	0.110 0.100	0.16980 0.19580	0.21980 0.24580	0.00272 0.21069	N N	Y Y	.	.	50 50	0.136 10.534
C12	37140	E30018 E30029	surgical loupes heart-lung machine	1300.00 90000.00	10.0 7.5	0.110 0.100	0.16980 0.19580	0.21980 0.24580	0.00272 0.21069	N N	Y Y	.	.	275 275	0.748 57.939
C12	37145	E30018 E30029	surgical loupes heart-lung machine	1300.00 90000.00	10.0 7.5	0.110 0.100	0.16980 0.19580	0.21980 0.24580	0.00272 0.21069	N N	Y Y	.	.	275 275	0.748 57.939
C12	37160	E30018 E30029	surgical loupes heart-lung machine	1300.00 90000.00	10.0 7.5	0.110 0.100	0.16980 0.19580	0.21980 0.24580	0.00272 0.21069	N N	Y Y	.	.	295 295	0.803 62.153
C12	37180	E30018 E30029	surgical loupes heart-lung machine	1300.00 90000.00	10.0 7.5	0.110 0.100	0.16980 0.19580	0.21980 0.24580	0.00272 0.21069	N N	Y Y	.	.	295 295	0.803 62.153
C12	37181	E30018 E30029	surgical loupes heart-lung machine	1300.00 90000.00	10.0 7.5	0.110 0.100	0.16980 0.19580	0.21980 0.24580	0.00272 0.21069	N N	Y Y	.	.	295 295	0.803 62.153
C12	37201	E30018 E30029	surgical loupes heart-lung machine	1300.00 90000.00	10.0 7.5	0.110 0.100	0.16980 0.19580	0.21980 0.24580	0.00272 0.21069	N N	Y Y	.	.	30 30	0.082 6.321
C12	37202	E30018 E30029	surgical loupes heart-lung machine	1300.00 90000.00	10.0 7.5	0.110 0.100	0.16980 0.19580	0.21980 0.24580	0.00272 0.21069	N N	Y Y	.	.	15 15	0.041 3.160
C12	37205	E30018 E30029	surgical loupes heart-lung machine	1300.00 90000.00	10.0 7.5	0.110 0.100	0.16980 0.19580	0.21980 0.24580	0.00272 0.21069	N N	Y Y	.	.	15 15	0.041 3.160

Out-of-Office Clinical Equipment Pricing by CPEP and HCPCS Code

CPEP	PROCCODE	EQP_CODE	DESC	PRICE	LIFE	INTRATE	CAPFRAC	ANNFACT	COST_MIN	IN	OUT	EQTI	PXEQ_I	EQTO	PXEQ_O
C12	37206	E30018 E30029	surgical loupes heart-lung machine	1300.00 90000.00	10.0 7.5	0.110 0.100	0.16980 0.19580	0.21980 0.24580	0.00272 0.21069	N N	Y Y	.	.	0 0	0.000 0.000
C12	37207	E30018 E30029	surgical loupes heart-lung machine	1300.00 90000.00	10.0 7.5	0.110 0.100	0.16980 0.19580	0.21980 0.24580	0.00272 0.21069	N N	Y Y	.	.	30 30	0.082 6.321
C12	37208	E30018 E30029	surgical loupes heart-lung machine	1300.00 90000.00	10.0 7.5	0.110 0.100	0.16980 0.19580	0.21980 0.24580	0.00272 0.21069	N N	Y Y	.	.	0 0	0.000 0.000
C12	37565	E30018 E30029	surgical loupes heart-lung machine	1300.00 90000.00	10.0 7.5	0.110 0.100	0.16980 0.19580	0.21980 0.24580	0.00272 0.21069	N N	Y Y	.	.	90 90	0.245 18.962
C12	37600	E30018 E30029	surgical loupes heart-lung machine	1300.00 90000.00	10.0 7.5	0.110 0.100	0.16980 0.19580	0.21980 0.24580	0.00272 0.21069	N N	Y Y	.	.	160 160	0.435 33.710
C12	37605	E30018 E30029	surgical loupes heart-lung machine	1300.00 90000.00	10.0 7.5	0.110 0.100	0.16980 0.19580	0.21980 0.24580	0.00272 0.21069	N N	Y Y	.	.	155 155	0.422 32.656
C12	37606	E30018 E30029	surgical loupes heart-lung machine	1300.00 90000.00	10.0 7.5	0.110 0.100	0.16980 0.19580	0.21980 0.24580	0.00272 0.21069	N N	Y Y	.	.	225 225	0.612 47.405
C12	37607	E30018 E30029	surgical loupes heart-lung machine	1300.00 90000.00	10.0 7.5	0.110 0.100	0.16980 0.19580	0.21980 0.24580	0.00272 0.21069	N N	Y Y	.	.	40 40	0.109 8.427
C12	37609	E30018 E30029	surgical loupes heart-lung machine	1300.00 90000.00	10.0 7.5	0.110 0.100	0.16980 0.19580	0.21980 0.24580	0.00272 0.21069	N N	Y Y	.	.	45 45	0.122 9.481
C12	37615	E30018 E30029	surgical loupes heart-lung machine	1300.00 90000.00	10.0 7.5	0.110 0.100	0.16980 0.19580	0.21980 0.24580	0.00272 0.21069	N N	Y Y	.	.	170 170	0.463 35.817
C12	37616	E30018 E30029	surgical loupes heart-lung machine	1300.00 90000.00	10.0 7.5	0.110 0.100	0.16980 0.19580	0.21980 0.24580	0.00272 0.21069	N N	Y Y	.	.	555 555	1.510 116.931
C12	37617	E30018 E30029	surgical loupes heart-lung machine	1300.00 90000.00	10.0 7.5	0.110 0.100	0.16980 0.19580	0.21980 0.24580	0.00272 0.21069	N N	Y Y	.	.	390 390	1.061 82.168
C12	37618	E30018 E30029	surgical loupes heart-lung machine	1300.00 90000.00	10.0 7.5	0.110 0.100	0.16980 0.19580	0.21980 0.24580	0.00272 0.21069	N N	Y Y	.	.	120 120	0.327 25.282
C12	37620	E30018 E30029	surgical loupes heart-lung machine	1300.00 90000.00	10.0 7.5	0.110 0.100	0.16980 0.19580	0.21980 0.24580	0.00272 0.21069	N N	Y Y	.	.	60 60	0.163 12.641
C12	37650	E30018 E30029	surgical loupes heart-lung machine	1300.00 90000.00	10.0 7.5	0.110 0.100	0.16980 0.19580	0.21980 0.24580	0.00272 0.21069	N N	Y Y	.	.	85 85	0.231 17.908
C12	37660	E30018 E30029	surgical loupes heart-lung machine	1300.00 90000.00	10.0 7.5	0.110 0.100	0.16980 0.19580	0.21980 0.24580	0.00272 0.21069	N N	Y Y	.	.	225 225	0.612 47.405

Out-of-Office Clinical Equipment Pricing by CPEP and HCPCS Code

CPEP	PROCCODE	EQP_CODE	DESC	PRICE	LIFE	INTRATE	CAPFRAC	ANNFACT	COST_MIN	IN	OUT	EQTI	PXEQ_I	EQTO	PXEQ_O
C12	37700	E30018 E30029	surgical loupes heart-lung machine	1300.00 90000.00	10.0 7.5	0.110 0.100	0.16980 0.19580	0.21980 0.24580	0.00272 0.21069	N N	Y Y	.	.	45 45	0.122 9.481
C12	37720	E30018 E30029	surgical loupes heart-lung machine	1300.00 90000.00	10.0 7.5	0.110 0.100	0.16980 0.19580	0.21980 0.24580	0.00272 0.21069	N N	Y Y	.	.	60 60	0.163 12.641
C12	37730	E30018 E30029	surgical loupes heart-lung machine	1300.00 90000.00	10.0 7.5	0.110 0.100	0.16980 0.19580	0.21980 0.24580	0.00272 0.21069	N N	Y Y	.	.	120 120	0.327 25.282
C12	37735	E30018 E30029	surgical loupes heart-lung machine	1300.00 90000.00	10.0 7.5	0.110 0.100	0.16980 0.19580	0.21980 0.24580	0.00272 0.21069	N N	Y Y	.	.	220 220	0.599 46.351
C12	37760	E30018 E30029	surgical loupes heart-lung machine	1300.00 90000.00	10.0 7.5	0.110 0.100	0.16980 0.19580	0.21980 0.24580	0.00272 0.21069	N N	Y Y	.	.	290 290	0.789 61.099
C12	37780	E30018 E30029	surgical loupes heart-lung machine	1300.00 90000.00	10.0 7.5	0.110 0.100	0.16980 0.19580	0.21980 0.24580	0.00272 0.21069	N N	Y Y	.	.	65 65	0.177 13.695
C12	37785	E30018 E30029	surgical loupes heart-lung machine	1300.00 90000.00	10.0 7.5	0.110 0.100	0.16980 0.19580	0.21980 0.24580	0.00272 0.21069	N N	Y Y	.	.	175 175	0.476 36.870
C12	38381	E30018 E30029	surgical loupes heart-lung machine	1300.00 90000.00	10.0 7.5	0.110 0.100	0.16980 0.19580	0.21980 0.24580	0.00272 0.21069	N N	Y Y	.	.	375 375	1.020 79.008
C12	38382	E30018 E30029	surgical loupes heart-lung machine	1300.00 90000.00	10.0 7.5	0.110 0.100	0.16980 0.19580	0.21980 0.24580	0.00272 0.21069	N N	Y Y	.	.	375 375	1.020 79.008
C12	39000	E30018 E30029	surgical loupes heart-lung machine	1300.00 90000.00	10.0 7.5	0.110 0.100	0.16980 0.19580	0.21980 0.24580	0.00272 0.21069	N N	Y Y	.	.	375 375	1.020 79.008
C12	39010	E30018 E30029	surgical loupes heart-lung machine	1300.00 90000.00	10.0 7.5	0.110 0.100	0.16980 0.19580	0.21980 0.24580	0.00272 0.21069	N N	Y Y	.	.	375 375	1.020 79.008
C12	39200	E30018 E30029	surgical loupes heart-lung machine	1300.00 90000.00	10.0 7.5	0.110 0.100	0.16980 0.19580	0.21980 0.24580	0.00272 0.21069	N N	Y Y	.	.	285 285	0.775 60.046
C12	39220	E30018 E30029	surgical loupes heart-lung machine	1300.00 90000.00	10.0 7.5	0.110 0.100	0.16980 0.19580	0.21980 0.24580	0.00272 0.21069	N N	Y Y	.	.	285 285	0.775 60.046
C12	39400	E30018 E30029	surgical loupes heart-lung machine	1300.00 90000.00	10.0 7.5	0.110 0.100	0.16980 0.19580	0.21980 0.24580	0.00272 0.21069	N N	Y Y	.	.	225 225	0.612 47.405
C12	39501	E30018	surgical loupes	1300.00	10.0	0.110	0.16980	0.21980	0.00272	N	Y	.	.	375	1.020
C12	39502	E30018	surgical loupes	1300.00	10.0	0.110	0.16980	0.21980	0.00272	N	Y	.	.	375	1.020
C12	39503	E30018	surgical loupes	1300.00	10.0	0.110	0.16980	0.21980	0.00272	N	Y	.	.	465	1.265
C12	39520	E30018	surgical loupes	1300.00	10.0	0.110	0.16980	0.21980	0.00272	N	Y	.	.	375	1.020

Out-of-Office Clinical Equipment Pricing by CREP and HCPCS Code

CREP	PROCCODE	EQP_CODE	DESC	PRICE	LIFE	INTRATE	CAPFRAC	ANNFACT	COST_MIN	IN	OUT	EQTI	PXEQ_I	EQTO	PXEQ_O
C12	39530	E30018	surgical loupes	1300.00	10.0	0.110	0.16980	0.21980	0.00272	N	Y	.	.	435	1.184
C12	39531	E30018	surgical loupes	1300.00	10.0	0.110	0.16980	0.21980	0.00272	N	Y	.	.	375	1.020
C12	39540	E30018	surgical loupes	1300.00	10.0	0.110	0.16980	0.21980	0.00272	N	Y	.	.	375	1.020
C12	39541	E30018	surgical loupes	1300.00	10.0	0.110	0.16980	0.21980	0.00272	N	Y	.	.	375	1.020
C12	39545	E30018	surgical loupes	1300.00	10.0	0.110	0.16980	0.21980	0.00272	N	Y	.	.	375	1.020
C12	43045	E30018	surgical loupes	1300.00	10.0	0.110	0.16980	0.21980	0.00272	N	Y	.	.	375	1.020
C12	43100	E30018	surgical loupes	1300.00	10.0	0.110	0.16980	0.21980	0.00272	N	Y	.	.	345	0.939
C12	43101	E30018	surgical loupes	1300.00	10.0	0.110	0.16980	0.21980	0.00272	N	Y	.	.	345	0.939
C12	43107	E30018	surgical loupes	1300.00	10.0	0.110	0.16980	0.21980	0.00272	N	Y	.	.	717	1.951
C12	43108	E30018	surgical loupes	1300.00	10.0	0.110	0.16980	0.21980	0.00272	N	Y	.	.	717	1.951
C12	43112	E30018	surgical loupes	1300.00	10.0	0.110	0.16980	0.21980	0.00272	N	Y	.	.	717	1.951
C12	43113	E30018	surgical loupes	1300.00	10.0	0.110	0.16980	0.21980	0.00272	N	Y	.	.	717	1.951
C12	43116	E30018	surgical loupes	1300.00	10.0	0.110	0.16980	0.21980	0.00272	N	Y	.	.	897	2.441
C12	43117	E30018	surgical loupes	1300.00	10.0	0.110	0.16980	0.21980	0.00272	N	Y	.	.	747	2.033
C12	43118	E30018	surgical loupes	1300.00	10.0	0.110	0.16980	0.21980	0.00272	N	Y	.	.	677	1.842
C12	43121	E30018	surgical loupes	1300.00	10.0	0.110	0.16980	0.21980	0.00272	N	Y	.	.	657	1.788
C12	43122	E30018	surgical loupes	1300.00	10.0	0.110	0.16980	0.21980	0.00272	N	Y	.	.	657	1.788
C12	43123	E30018	surgical loupes	1300.00	10.0	0.110	0.16980	0.21980	0.00272	N	Y	.	.	677	1.842
C12	43124	E30018	surgical loupes	1300.00	10.0	0.110	0.16980	0.21980	0.00272	N	Y	.	.	597	1.624
C12	43130	E30018	surgical loupes	1300.00	10.0	0.110	0.16980	0.21980	0.00272	N	Y	.	.	345	0.939
C12	43135	E30018	surgical loupes	1300.00	10.0	0.110	0.16980	0.21980	0.00272	N	Y	.	.	345	0.939
C12	43305	E30018	surgical loupes	1300.00	10.0	0.110	0.16980	0.21980	0.00272	N	Y	.	.	345	0.939
C12	43310	E30018	surgical loupes	1300.00	10.0	0.110	0.16980	0.21980	0.00272	N	Y	.	.	375	1.020
C12	43312	E30018	surgical loupes	1300.00	10.0	0.110	0.16980	0.21980	0.00272	N	Y	.	.	525	1.429
C12	43320	E30018	surgical loupes	1300.00	10.0	0.110	0.16980	0.21980	0.00272	N	Y	.	.	567	1.543

Out-of-Office Clinical Equipment Pricing by CPEP and HCPCS Code

CPEP	PROCCODE	EQP_CODE	DESC	PRICE	LIFE	INTRATE	CAPFRAC	ANNFACT	COST_MIN	IN	OUT	EQTI	PXEQ_I	EQTO	PXEQ_O
C12	43324	E30018	surgical loupes	1300.00	10.0	0.110	0.16980	0.21980	0.00272	N	Y	.	.	375	1.020
C12	43325	E30018	surgical loupes	1300.00	10.0	0.110	0.16980	0.21980	0.00272	N	Y	.	.	495	1.347
C12	43326	E30018	surgical loupes	1300.00	10.0	0.110	0.16980	0.21980	0.00272	N	Y	.	.	495	1.347
C12	43330	E30018	surgical loupes	1300.00	10.0	0.110	0.16980	0.21980	0.00272	N	Y	.	.	495	1.347
C12	43331	E30018	surgical loupes	1300.00	10.0	0.110	0.16980	0.21980	0.00272	N	Y	.	.	495	1.347
C12	43340	E30018	surgical loupes	1300.00	10.0	0.110	0.16980	0.21980	0.00272	N	Y	.	.	687	1.869
C12	43341	E30018	surgical loupes	1300.00	10.0	0.110	0.16980	0.21980	0.00272	N	Y	.	.	687	1.869
C12	43350	E30018	surgical loupes	1300.00	10.0	0.110	0.16980	0.21980	0.00272	N	Y	.	.	375	1.020
C12	43351	E30018	surgical loupes	1300.00	10.0	0.110	0.16980	0.21980	0.00272	N	Y	.	.	375	1.020
C12	43352	E30018	surgical loupes	1300.00	10.0	0.110	0.16980	0.21980	0.00272	N	Y	.	.	345	0.939
C12	43360	E30018	surgical loupes	1300.00	10.0	0.110	0.16980	0.21980	0.00272	N	Y	.	.	625	1.701
C12	43361	E30018	surgical loupes	1300.00	10.0	0.110	0.16980	0.21980	0.00272	N	Y	.	.	655	1.782
C12	43400	E30018	surgical loupes	1300.00	10.0	0.110	0.16980	0.21980	0.00272	N	Y	.	.	495	1.347
C12	43401	E30018	surgical loupes	1300.00	10.0	0.110	0.16980	0.21980	0.00272	N	Y	.	.	495	1.347
C12	43405	E30018	surgical loupes	1300.00	10.0	0.110	0.16980	0.21980	0.00272	N	Y	.	.	495	1.347
C12	43410	E30018	surgical loupes	1300.00	10.0	0.110	0.16980	0.21980	0.00272	N	Y	.	.	405	1.102
C12	43415	E30018	surgical loupes	1300.00	10.0	0.110	0.16980	0.21980	0.00272	N	Y	.	.	435	1.184
C12	43420	E30018	surgical loupes	1300.00	10.0	0.110	0.16980	0.21980	0.00272	N	Y	.	.	345	0.939
C12	43425	E30018	surgical loupes	1300.00	10.0	0.110	0.16980	0.21980	0.00272	N	Y	.	.	345	0.939
C12	43460	E30018	surgical loupes	1300.00	10.0	0.110	0.16980	0.21980	0.00272	N	Y	.	.	0	0.000
C12	49428	E30018 E30029	surgical loupes heart-lung machine	1300.00 90000.00	10.0 7.5	0.110 0.100	0.16980 0.19580	0.21980 0.24580	0.00272 0.21069	N N	Y Y	.	.	15 15	0.041 3.160
C12	49429	E30018 E30029	surgical loupes heart-lung machine	1300.00 90000.00	10.0 7.5	0.110 0.100	0.16980 0.19580	0.21980 0.24580	0.00272 0.21069	N N	Y Y	.	.	200 200	0.544 42.137
C14	00100	E30025	anesthesia machine	49035.00	7.0	0.095	0.20204	0.25204	0.11770	N	Y	.	.	50	5.885
C14	00102	E30025	anesthesia machine	49035.00	7.0	0.095	0.20204	0.25204	0.11770	N	Y	.	.	65	7.651

Out-of-Office Clinical Equipment Pricing by CPEP and HCPCS Code

CPEP	PROCCODE	EQP_CODE	DESC	PRICE	LIFE	INTRATE	CAPFRAC	ANNFACT	COST_MIN	IN	OUT	EQTI	PXEQ_I	EQTO	PXEQ_0
C14	00104	E30025	anesthesia machine	49035.00	7.0	0.095	0.20204	0.25204	0.11770	Y	Y	0	0	45	5.297
C14	00120	E30025	anesthesia machine	49035.00	7.0	0.095	0.20204	0.25204	0.11770	N	Y	.	.	65	7.651
C14	00124	E30025	anesthesia machine	49035.00	7.0	0.095	0.20204	0.25204	0.11770	Y	Y	0	0	65	7.651
C14	00126	E30025	anesthesia machine	49035.00	7.0	0.095	0.20204	0.25204	0.11770	N	Y	.	.	55	6.474
C14	00140	E30025	anesthesia machine	49035.00	7.0	0.095	0.20204	0.25204	0.11770	N	Y	.	.	55	6.474
C14	00142	E30025	anesthesia machine	49035.00	7.0	0.095	0.20204	0.25204	0.11770	N	Y	.	.	55	6.474
C14	00144	E30025	anesthesia machine	49035.00	7.0	0.095	0.20204	0.25204	0.11770	N	Y	.	.	55	6.474
C14	00145	E30025	anesthesia machine	49035.00	7.0	0.095	0.20204	0.25204	0.11770	N	Y	.	.	55	6.474
C14	00147	E30025	anesthesia machine	49035.00	7.0	0.095	0.20204	0.25204	0.11770	N	Y	.	.	55	6.474
C14	00148	E30025	anesthesia machine	49035.00	7.0	0.095	0.20204	0.25204	0.11770	N	Y	.	.	55	6.474
C14	00160	E30025	anesthesia machine	49035.00	7.0	0.095	0.20204	0.25204	0.11770	N	Y	.	.	55	6.474
C14	00162	E30025	anesthesia machine	49035.00	7.0	0.095	0.20204	0.25204	0.11770	N	Y	.	.	65	7.651
C14	00164	E30025	anesthesia machine	49035.00	7.0	0.095	0.20204	0.25204	0.11770	N	Y	.	.	55	6.474
C14	00170	E30025	anesthesia machine	49035.00	7.0	0.095	0.20204	0.25204	0.11770	N	Y	.	.	55	6.474
C14	00172	E30025	anesthesia machine	49035.00	7.0	0.095	0.20204	0.25204	0.11770	N	Y	.	.	65	7.651
C14	00174	E30025	anesthesia machine	49035.00	7.0	0.095	0.20204	0.25204	0.11770	N	Y	.	.	65	7.651
C14	00176	E30025	anesthesia machine	49035.00	7.0	0.095	0.20204	0.25204	0.11770	N	Y	.	.	65	7.651
C14	00190	E30025	anesthesia machine	49035.00	7.0	0.095	0.20204	0.25204	0.11770	N	Y	.	.	65	7.651
C14	00192	E30025	anesthesia machine	49035.00	7.0	0.095	0.20204	0.25204	0.11770	N	Y	.	.	65	7.651
C14	00210	E30016 E30025	doppler anesthesia machine	1350.00 49035.00	5.0 7.0	0.105 0.095	0.26718 0.20204	0.31718 0.25204	0.00408 0.11770	N N	Y Y	.	.	175 175	0.714 20.598
C14	00212	E30025	anesthesia machine	49035.00	7.0	0.095	0.20204	0.25204	0.11770	N	Y	.	.	45	5.297
C14	00214	E30025	anesthesia machine	49035.00	7.0	0.095	0.20204	0.25204	0.11770	N	Y	.	.	65	7.651
C14	00216	E30016 E30025	doppler anesthesia machine	1350.00 49035.00	5.0 7.0	0.105 0.095	0.26718 0.20204	0.31718 0.25204	0.00408 0.11770	N N	Y Y	.	.	185 185	0.754 21.775

Out-of-Office Clinical Equipment Pricing by CPEP and HCPCS Code

CPEP	PROCCODE	EQP_CODE	DESC	PRICE	LIFE	INTRATE	CAPFRAC	ANFACF	COST_MIN	IN	OUT	EQTI	PXEQ_I	EQTO	PXEQ_O
C14	00218	E30016 E30025	doppler anesthesia machine	1350.00 49035.00	5.0 7.0	0.105 0.095	0.26718 0.20204	0.31718 0.25204	0.00408 0.11770	N N	Y Y	.	.	195 195	0.795 22.952
C14	00220	E30025	anesthesia machine	49035.00	7.0	0.095	0.20204	0.25204	0.11770	N	Y	.	.	65	7.651
C14	00222	E30025	anesthesia machine	49035.00	7.0	0.095	0.20204	0.25204	0.11770	N	Y	.	.	65	7.651
C14	00300	E30025	anesthesia machine	49035.00	7.0	0.095	0.20204	0.25204	0.11770	N	Y	.	.	55	6.474
C14	00320	E30025	anesthesia machine	49035.00	7.0	0.095	0.20204	0.25204	0.11770	N	Y	.	.	65	7.651
C14	00322	E30025	anesthesia machine	49035.00	7.0	0.095	0.20204	0.25204	0.11770	N	Y	.	.	55	6.474
C14	00350	E30016 E30025	doppler anesthesia machine	1350.00 49035.00	5.0 7.0	0.105 0.095	0.26718 0.20204	0.31718 0.25204	0.00408 0.11770	N N	Y Y	.	.	175 175	0.714 20.598
C14	00352	E30025	anesthesia machine	49035.00	7.0	0.095	0.20204	0.25204	0.11770	N	Y	.	.	65	7.651
C14	00400	E30025	anesthesia machine	49035.00	7.0	0.095	0.20204	0.25204	0.11770	N	Y	.	.	55	6.474
C14	00402	E30025	anesthesia machine	49035.00	7.0	0.095	0.20204	0.25204	0.11770	N	Y	.	.	55	6.474
C14	00404	E30025	anesthesia machine	49035.00	7.0	0.095	0.20204	0.25204	0.11770	N	Y	.	.	55	6.474
C14	00406	E30025	anesthesia machine	49035.00	7.0	0.095	0.20204	0.25204	0.11770	N	Y	.	.	55	6.474
C14	00410	E30025	anesthesia machine	49035.00	7.0	0.095	0.20204	0.25204	0.11770	N	Y	.	.	45	5.297
C14	00420	E30025	anesthesia machine	49035.00	7.0	0.095	0.20204	0.25204	0.11770	N	Y	.	.	65	7.651
C14	00450	E30025	anesthesia machine	49035.00	7.0	0.095	0.20204	0.25204	0.11770	N	Y	.	.	65	7.651
C14	00452	E30025	anesthesia machine	49035.00	7.0	0.095	0.20204	0.25204	0.11770	N	Y	.	.	65	7.651
C14	00454	E30025	anesthesia machine	49035.00	7.0	0.095	0.20204	0.25204	0.11770	N	Y	.	.	55	6.474
C14	00470	E30025	anesthesia machine	49035.00	7.0	0.095	0.20204	0.25204	0.11770	N	Y	.	.	55	6.474
C14	00472	E30025	anesthesia machine	49035.00	7.0	0.095	0.20204	0.25204	0.11770	N	Y	.	.	65	7.651
C14	00474	E30025	anesthesia machine	49035.00	7.0	0.095	0.20204	0.25204	0.11770	N	Y	.	.	75	8.828
C14	00500	E30025 E55034	anesthesia machine Cardiac output S02 monitor	49035.00 21000.00	7.0 5.0	0.095 0.105	0.20204 0.26718	0.25204 0.31718	0.11770 0.06344	N N	Y Y	.	.	155 155	18.244 9.832
C14	00520	E30025	anesthesia machine	49035.00	7.0	0.095	0.20204	0.25204	0.11770	N	Y	.	.	155	18.244
C14	00522	E30025	anesthesia machine	49035.00	7.0	0.095	0.20204	0.25204	0.11770	N	Y	.	.	65	7.651

Out-of-Office Clinical Equipment Pricing by CPEP and HCPCS Code

CPEP	PROCCODE	EQP_CODE	DESC	PRICE	LIFE	INTRATE	CAPFRAC	ANNFACT	COST_MIN	IN	OUT	EQTI	PXEQ_I	EQTO	PXEQ_O
C14	00524	E30025	anesthesia machine	49035.00	7.0	0.095	0.20204	0.25204	0.11770	N	Y	.	.	55	6.474
C14	00528	E30025	anesthesia machine	49035.00	7.0	0.095	0.20204	0.25204	0.11770	N	Y	.	.	85	10.005
C14	00530	E30025	anesthesia machine	49035.00	7.0	0.095	0.20204	0.25204	0.11770	N	Y	.	.	55	6.474
C14	00532	E30025	anesthesia machine	49035.00	7.0	0.095	0.20204	0.25204	0.11770	N	Y	.	.	50	5.885
C14	00540	E30025	anesthesia machine	49035.00	7.0	0.095	0.20204	0.25204	0.11770	N	Y	.	.	155	18.244
		E55034	Cardiac output SO2 monitor	21000.00	5.0	0.105	0.26718	0.31718	0.06344	N	Y	.	.	155	9.832
C14	00542	E30025	anesthesia machine	49035.00	7.0	0.095	0.20204	0.25204	0.11770	N	Y	.	.	155	18.244
C14	00544	E30025	anesthesia machine	49035.00	7.0	0.095	0.20204	0.25204	0.11770	N	Y	.	.	155	18.244
		E55034	Cardiac output SO2 monitor	21000.00	5.0	0.105	0.26718	0.31718	0.06344	N	Y	.	.	155	9.832
C14	00546	E30025	anesthesia machine	49035.00	7.0	0.095	0.20204	0.25204	0.11770	N	Y	.	.	155	18.244
		E55034	Cardiac output SO2 monitor	21000.00	5.0	0.105	0.26718	0.31718	0.06344	N	Y	.	.	155	9.832
C14	00548	E30025	anesthesia machine	49035.00	7.0	0.095	0.20204	0.25204	0.11770	N	Y	.	.	175	20.598
		E55034	Cardiac output SO2 monitor	21000.00	5.0	0.105	0.26718	0.31718	0.06344	N	Y	.	.	175	11.101
C14	00560	E30025	anesthesia machine	49035.00	7.0	0.095	0.20204	0.25204	0.11770	N	Y	.	.	195	22.952
		E55019	transesophageal echo probe (TEE)	15000.00	7.5	0.110	0.20264	0.25264	0.03609	N	Y	.	.	195	7.038
		E55034	Cardiac output SO2 monitor	21000.00	5.0	0.105	0.26718	0.31718	0.06344	N	Y	.	.	195	12.370
C14	00562	E30016	doppler	1350.00	5.0	0.105	0.26718	0.31718	0.00408	N	Y	.	.	195	0.795
		E30025	anesthesia machine	49035.00	7.0	0.095	0.20204	0.25204	0.11770	N	Y	.	.	195	22.952
		E55019	transesophageal echo probe (TEE)	15000.00	7.5	0.110	0.20264	0.25264	0.03609	N	Y	.	.	195	7.038
		E55034	Cardiac output SO2 monitor	21000.00	5.0	0.105	0.26718	0.31718	0.06344	N	Y	.	.	195	12.370
C14	00580	E30025	anesthesia machine	49035.00	7.0	0.095	0.20204	0.25204	0.11770	N	Y	.	.	195	22.952
		E55019	transesophageal echo probe (TEE)	15000.00	7.5	0.110	0.20264	0.25264	0.03609	N	Y	.	.	195	7.038
		E55034	Cardiac output SO2 monitor	21000.00	5.0	0.105	0.26718	0.31718	0.06344	N	Y	.	.	195	12.370
C14	00600	E30025	anesthesia machine	49035.00	7.0	0.095	0.20204	0.25204	0.11770	N	Y	.	.	85	10.005
C14	00604	E30016	doppler	1350.00	5.0	0.105	0.26718	0.31718	0.00408	N	Y	.	.	185	0.754
		E30025	anesthesia machine	49035.00	7.0	0.095	0.20204	0.25204	0.11770	N	Y	.	.	185	21.775
C14	00620	E30025	anesthesia machine	49035.00	7.0	0.095	0.20204	0.25204	0.11770	N	Y	.	.	90	10.593
C14	00622	E30025	anesthesia machine	49035.00	7.0	0.095	0.20204	0.25204	0.11770	N	Y	.	.	90	10.593
C14	00630	E30025	anesthesia machine	49035.00	7.0	0.095	0.20204	0.25204	0.11770	N	Y	.	.	75	8.828
C14	00632	E30025	anesthesia machine	49035.00	7.0	0.095	0.20204	0.25204	0.11770	N	Y	.	.	75	8.828
C14	00634	E30025	anesthesia machine	49035.00	7.0	0.095	0.20204	0.25204	0.11770	N	Y	.	.	75	8.828

Out-of-Office Clinical Equipment Pricing by CPEP and HCPCS Code

CPEP	PROCCODE	EQP_CODE	DESC	PRICE	LIFE	INTRATE	CAPFRAC	ANNFACT	COST_MIN	IN	OUT	EQTI	PXEQ_I	EQTO	PXEQ_O
C14	00670	E30025	anesthesia machine	49035.00	7.0	0.095	0.20204	0.25204	0.11770	N	Y	.	.	165	19.421
C14	00700	E30025	anesthesia machine	49035.00	7.0	0.095	0.20204	0.25204	0.11770	N	Y	.	.	55	6.474
C14	00702	E30025	anesthesia machine	49035.00	7.0	0.095	0.20204	0.25204	0.11770	N	Y	.	.	55	6.474
C14	00730	E30025	anesthesia machine	49035.00	7.0	0.095	0.20204	0.25204	0.11770	N	Y	.	.	55	6.474
C14	00740	E30025	anesthesia machine	49035.00	7.0	0.095	0.20204	0.25204	0.11770	N	Y	.	.	70	8.239
C14	00750	E30025	anesthesia machine	49035.00	7.0	0.095	0.20204	0.25204	0.11770	N	Y	.	.	55	6.474
C14	00752	E30025	anesthesia machine	49035.00	7.0	0.095	0.20204	0.25204	0.11770	N	Y	.	.	65	7.651
C14	00754	E30025	anesthesia machine	49035.00	7.0	0.095	0.20204	0.25204	0.11770	N	Y	.	.	175	20.598
C14	00756	E30025	anesthesia machine	49035.00	7.0	0.095	0.20204	0.25204	0.11770	N	Y	.	.	175	20.598
C14	00770	E30025	anesthesia machine	49035.00	7.0	0.095	0.20204	0.25204	0.11770	N	Y	.	.	185	21.775
		E55019	transesophageal echo probe (TEE)	15000.00	7.5	0.110	0.20264	0.25264	0.03609	N	Y	.	.	185	6.677
		E55034	Cardiac output S02 monitor	21000.00	5.0	0.105	0.26718	0.31718	0.06344	N	Y	.	.	185	11.735
C14	00790	E30025	anesthesia machine	49035.00	7.0	0.095	0.20204	0.25204	0.11770	N	Y	.	.	55	6.474
C14	00792	E30025	anesthesia machine	49035.00	7.0	0.095	0.20204	0.25204	0.11770	N	Y	.	.	175	20.598
		E55034	Cardiac output S02 monitor	21000.00	5.0	0.105	0.26718	0.31718	0.06344	N	Y	.	.	175	11.101
C14	00794	E30025	anesthesia machine	49035.00	7.0	0.095	0.20204	0.25204	0.11770	N	Y	.	.	175	20.598
		E55034	Cardiac output S02 monitor	21000.00	5.0	0.105	0.26718	0.31718	0.06344	N	Y	.	.	175	11.101
C14	00796	E30025	anesthesia machine	49035.00	7.0	0.095	0.20204	0.25204	0.11770	N	Y	.	.	195	22.952
		E55034	Cardiac output S02 monitor	21000.00	5.0	0.105	0.26718	0.31718	0.06344	N	Y	.	.	195	12.370
C14	00800	E30025	anesthesia machine	49035.00	7.0	0.095	0.20204	0.25204	0.11770	N	Y	.	.	55	6.474
C14	00802	E30025	anesthesia machine	49035.00	7.0	0.095	0.20204	0.25204	0.11770	N	Y	.	.	55	6.474
C14	00810	E30025	anesthesia machine	49035.00	7.0	0.095	0.20204	0.25204	0.11770	N	Y	.	.	45	5.297
C14	00820	E30025	anesthesia machine	49035.00	7.0	0.095	0.20204	0.25204	0.11770	N	Y	.	.	55	6.474
C14	00830	E30025	anesthesia machine	49035.00	7.0	0.095	0.20204	0.25204	0.11770	N	Y	.	.	55	6.474
C14	00832	E30025	anesthesia machine	49035.00	7.0	0.095	0.20204	0.25204	0.11770	N	Y	.	.	55	6.474
C14	00840	E30025	anesthesia machine	49035.00	7.0	0.095	0.20204	0.25204	0.11770	N	Y	.	.	55	6.474
C14	00842	E30025	anesthesia machine	49035.00	7.0	0.095	0.20204	0.25204	0.11770	N	Y	.	.	55	6.474

CPEP 3
Data Entry Log
CPEP 2
Data Entry Log
CPEP 1
Data Entry Log

Out-of-Office Clinical Equipment Pricing by CPEP and HCPCS Code

CPEP	PROCCODE	EQP_CODE	DESC	PRICE	LIFE	INTRATE	CAPFRAC	ANNFACT	COST_MIN	IN	OUT	EQTI	PXEQ_I	EQTO	PXEQ_O
C14	00844	E30025	anesthesia machine	49035.00	7.0	0.095	0.20204	0.25204	0.11770	N	Y	.	.	165	19.421
C14	00846	E30025	anesthesia machine	49035.00	7.0	0.095	0.20204	0.25204	0.11770	N	Y	.	.	165	19.421
C14	00848	E30025	anesthesia machine	49035.00	7.0	0.095	0.20204	0.25204	0.11770	N	Y	.	.	175	20.598
C14	00850	E30025	anesthesia machine	49035.00	7.0	0.095	0.20204	0.25204	0.11770	N	Y	.	.	55	6.474
C14	00855	E30025	anesthesia machine	49035.00	7.0	0.095	0.20204	0.25204	0.11770	N	Y	.	.	55	6.474
C14	00857	E30025	anesthesia machine	49035.00	7.0	0.095	0.20204	0.25204	0.11770	N	Y	.	.	65	7.651
C14	00860	E30025	anesthesia machine	49035.00	7.0	0.095	0.20204	0.25204	0.11770	N	Y	.	.	55	6.474
C14	00862	E30025	anesthesia machine	49035.00	7.0	0.095	0.20204	0.25204	0.11770	N	Y	.	.	65	7.651
C14	00864	E30025	anesthesia machine	49035.00	7.0	0.095	0.20204	0.25204	0.11770	N	Y	.	.	65	7.651
C14	00866	E30025	anesthesia machine	49035.00	7.0	0.095	0.20204	0.25204	0.11770	N	Y	.	.	175	20.598
		E55034	Cardiac output S02 monitor	21000.00	5.0	0.105	0.26718	0.31718	0.06344	N	Y	.	.	175	11.101
C14	00868	E30025	anesthesia machine	49035.00	7.0	0.095	0.20204	0.25204	0.11770	N	Y	.	.	165	19.421
		E55034	Cardiac output S02 monitor	21000.00	5.0	0.105	0.26718	0.31718	0.06344	N	Y	.	.	165	10.467
C14	00870	E30025	anesthesia machine	49035.00	7.0	0.095	0.20204	0.25204	0.11770	N	Y	.	.	65	7.651
C14	00872	E30025	anesthesia machine	49035.00	7.0	0.095	0.20204	0.25204	0.11770	N	Y	.	.	55	6.474
C14	00873	E30025	anesthesia machine	49035.00	7.0	0.095	0.20204	0.25204	0.11770	N	Y	.	.	55	6.474
C14	00880	E30025	anesthesia machine	49035.00	7.0	0.095	0.20204	0.25204	0.11770	N	Y	.	.	185	21.775
C14	00882	E30025	anesthesia machine	49035.00	7.0	0.095	0.20204	0.25204	0.11770	N	Y	.	.	65	7.651
C14	00884	E30025	anesthesia machine	49035.00	7.0	0.095	0.20204	0.25204	0.11770	N	Y	.	.	50	5.885
C14	00900	E30025	anesthesia machine	49035.00	7.0	0.095	0.20204	0.25204	0.11770	N	Y	.	.	55	6.474
C14	00902	E30025	anesthesia machine	49035.00	7.0	0.095	0.20204	0.25204	0.11770	N	Y	.	.	55	6.474
C14	00904	E30025	anesthesia machine	49035.00	7.0	0.095	0.20204	0.25204	0.11770	N	Y	.	.	55	6.474
C14	00906	E30025	anesthesia machine	49035.00	7.0	0.095	0.20204	0.25204	0.11770	N	Y	.	.	55	6.474
C14	00908	E30025	anesthesia machine	49035.00	7.0	0.095	0.20204	0.25204	0.11770	N	Y	.	.	55	6.474
C14	00910	E30025	anesthesia machine	49035.00	7.0	0.095	0.20204	0.25204	0.11770	N	Y	.	.	55	6.474
C14	00912	E30025	anesthesia machine	49035.00	7.0	0.095	0.20204	0.25204	0.11770	N	Y	.	.	55	6.474

Out-of-Office Clinical Equipment Pricing by CPEP and HCPCS Code

CPEP	PROCCODE	EQP_CODE	DESC	PRICE	LIFE	INTRATE	CAPFRAC	ANINFACT	COST_MIN	IN	OUT	EQTI	PXEQ_I	EQTO	PXEQ_O
C14	00914	E30025	anesthesia machine	49035.00	7.0	0.095	0.20204	0.25204	0.11770	N	Y	.	.	55	6.474
C14	00916	E30025	anesthesia machine	49035.00	7.0	0.095	0.20204	0.25204	0.11770	N	Y	.	.	55	6.474
C14	00918	E30025	anesthesia machine	49035.00	7.0	0.095	0.20204	0.25204	0.11770	N	Y	.	.	55	6.474
C14	00920	E30025	anesthesia machine	49035.00	7.0	0.095	0.20204	0.25204	0.11770	N	Y	.	.	50	5.885
C14	00922	E30025	anesthesia machine	49035.00	7.0	0.095	0.20204	0.25204	0.11770	N	Y	.	.	50	5.885
C14	00924	E30025	anesthesia machine	49035.00	7.0	0.095	0.20204	0.25204	0.11770	N	Y	.	.	50	5.885
C14	00926	E30025	anesthesia machine	49035.00	7.0	0.095	0.20204	0.25204	0.11770	N	Y	.	.	50	5.885
C14	00928	E30025	anesthesia machine	49035.00	7.0	0.095	0.20204	0.25204	0.11770	N	Y	.	.	50	5.885
C14	00930	E30025	anesthesia machine	49035.00	7.0	0.095	0.20204	0.25204	0.11770	N	Y	.	.	50	5.885
C14	00932	E30025	anesthesia machine	49035.00	7.0	0.095	0.20204	0.25204	0.11770	N	Y	.	.	50	5.885
C14	00934	E30025	anesthesia machine	49035.00	7.0	0.095	0.20204	0.25204	0.11770	N	Y	.	.	50	5.885
C14	00936	E30025	anesthesia machine	49035.00	7.0	0.095	0.20204	0.25204	0.11770	N	Y	.	.	50	5.885
C14	00938	E30025	anesthesia machine	49035.00	7.0	0.095	0.20204	0.25204	0.11770	N	Y	.	.	50	5.885
C14	00940	E30025	anesthesia machine	49035.00	7.0	0.095	0.20204	0.25204	0.11770	N	Y	.	.	50	5.885
C14	00942	E30025	anesthesia machine	49035.00	7.0	0.095	0.20204	0.25204	0.11770	N	Y	.	.	50	5.885
C14	00944	E30025	anesthesia machine	49035.00	7.0	0.095	0.20204	0.25204	0.11770	N	Y	.	.	50	5.885
C14	00946	E30025	anesthesia machine	49035.00	7.0	0.095	0.20204	0.25204	0.11770	N	Y	.	.	50	5.885
C14	00948	E30025	anesthesia machine	49035.00	7.0	0.095	0.20204	0.25204	0.11770	N	Y	.	.	50	5.885
C14	00950	E30025	anesthesia machine	49035.00	7.0	0.095	0.20204	0.25204	0.11770	N	Y	.	.	50	5.885
C14	00952	E30025	anesthesia machine	49035.00	7.0	0.095	0.20204	0.25204	0.11770	N	Y	.	.	50	5.885
C14	00955	E30025	anesthesia machine	49035.00	7.0	0.095	0.20204	0.25204	0.11770	N	Y	.	.	50	5.885
C14	01000	E30025	anesthesia machine	49035.00	7.0	0.095	0.20204	0.25204	0.11770	N	Y	.	.	50	5.885
C14	01110	E30025	anesthesia machine	49035.00	7.0	0.095	0.20204	0.25204	0.11770	N	Y	.	.	50	5.885
C14	01120	E30025	anesthesia machine	49035.00	7.0	0.095	0.20204	0.25204	0.11770	N	Y	.	.	50	5.885
C14	01130	E30025	anesthesia machine	49035.00	7.0	0.095	0.20204	0.25204	0.11770	N	Y	.	.	50	5.885

Out-of-Office Clinical Equipment Pricing by CPEP and HCPCS Code

CPEP	PROCCODE	EQP_CODE	DESC	PRICE	LIFE	INTRATE	CAPFRAC	ANNFACT	COST_MIN	IN	OUT	EQTI	PXEQ_I	EQTO	PXEQ_O
C14	01140	E30025	anesthesia machine	49035.00	7.0	0.095	0.20204	0.25204	0.11770	N	Y	.	.	175	20.598
C14	01150	E30025	anesthesia machine	49035.00	7.0	0.095	0.20204	0.25204	0.11770	N	Y	.	.	175	20.598
C14	01160	E30025	anesthesia machine	49035.00	7.0	0.095	0.20204	0.25204	0.11770	N	Y	.	.	65	7.651
C14	01170	E30025	anesthesia machine	49035.00	7.0	0.095	0.20204	0.25204	0.11770	N	Y	.	.	75	8.828
C14	01180	E30025	anesthesia machine	49035.00	7.0	0.095	0.20204	0.25204	0.11770	N	Y	.	.	50	5.885
C14	01190	E30025	anesthesia machine	49035.00	7.0	0.095	0.20204	0.25204	0.11770	N	Y	.	.	50	5.885
C14	01200	E30025	anesthesia machine	49035.00	7.0	0.095	0.20204	0.25204	0.11770	N	Y	.	.	55	6.474
C14	01202	E30025	anesthesia machine	49035.00	7.0	0.095	0.20204	0.25204	0.11770	N	Y	.	.	55	6.474
C14	01210	E30025	anesthesia machine	49035.00	7.0	0.095	0.20204	0.25204	0.11770	N	Y	.	.	65	7.651
C14	01212	E30025	anesthesia machine	49035.00	7.0	0.095	0.20204	0.25204	0.11770	N	Y	.	.	175	20.598
C14	01214	E30025	anesthesia machine	49035.00	7.0	0.095	0.20204	0.25204	0.11770	N	Y	.	.	65	7.651
C14	01220	E30025	anesthesia machine	49035.00	7.0	0.095	0.20204	0.25204	0.11770	N	Y	.	.	55	6.474
C14	01230	E30025	anesthesia machine	49035.00	7.0	0.095	0.20204	0.25204	0.11770	N	Y	.	.	65	7.651
C14	01232	E30025	anesthesia machine	49035.00	7.0	0.095	0.20204	0.25204	0.11770	N	Y	.	.	65	7.651
C14	01234	E30025	anesthesia machine	49035.00	7.0	0.095	0.20204	0.25204	0.11770	N	Y	.	.	65	7.651
C14	01240	E30025	anesthesia machine	49035.00	7.0	0.095	0.20204	0.25204	0.11770	N	Y	.	.	60	7.062
C14	01250	E30025	anesthesia machine	49035.00	7.0	0.095	0.20204	0.25204	0.11770	N	Y	.	.	60	7.062
C14	01260	E30025	anesthesia machine	49035.00	7.0	0.095	0.20204	0.25204	0.11770	N	Y	.	.	60	7.062
C14	01270	E30025	anesthesia machine	49035.00	7.0	0.095	0.20204	0.25204	0.11770	N	Y	.	.	70	8.239
C14	01272	E30025	anesthesia machine	49035.00	7.0	0.095	0.20204	0.25204	0.11770	N	Y	.	.	50	5.885
C14	01274	E30025	anesthesia machine	49035.00	7.0	0.095	0.20204	0.25204	0.11770	N	Y	.	.	50	5.885
C14	01300	E30025	anesthesia machine	49035.00	7.0	0.095	0.20204	0.25204	0.11770	N	Y	.	.	50	5.885
C14	01320	E30025	anesthesia machine	49035.00	7.0	0.095	0.20204	0.25204	0.11770	N	Y	.	.	55	6.474
C14	01340	E30025	anesthesia machine	49035.00	7.0	0.095	0.20204	0.25204	0.11770	N	Y	.	.	55	6.474
C14	01360	E30025	anesthesia machine	49035.00	7.0	0.095	0.20204	0.25204	0.11770	N	Y	.	.	65	7.651

Out-of-Office Clinical Equipment Pricing by CPEP and HCPCS Code

CPEP	PROCCODE	EQP_CODE	DESC	PRICE	LIFE	INTRATE	CAPFRAC	ANNFACT	COST_MIN	IN	OUT	EQTI	PXEQ_I	EQTO	PXEQ_O
C14	01380	E30025	anesthesia machine	49035.00	7.0	0.095	0.20204	0.25204	0.11770	N	Y	.	.	55	6.474
C14	01382	E30025	anesthesia machine	49035.00	7.0	0.095	0.20204	0.25204	0.11770	N	Y	.	.	55	6.474
C14	01390	E30025	anesthesia machine	49035.00	7.0	0.095	0.20204	0.25204	0.11770	N	Y	.	.	55	6.474
C14	01392	E30025	anesthesia machine	49035.00	7.0	0.095	0.20204	0.25204	0.11770	N	Y	.	.	65	7.651
C14	01400	E30025	anesthesia machine	49035.00	7.0	0.095	0.20204	0.25204	0.11770	N	Y	.	.	65	7.651
C14	01402	E30025	anesthesia machine	49035.00	7.0	0.095	0.20204	0.25204	0.11770	N	Y	.	.	65	7.651
C14	01404	E30025	anesthesia machine	49035.00	7.0	0.095	0.20204	0.25204	0.11770	N	Y	.	.	65	7.651
C14	01420	E30025	anesthesia machine	49035.00	7.0	0.095	0.20204	0.25204	0.11770	N	Y	.	.	45	5.297
C14	01430	E30025	anesthesia machine	49035.00	7.0	0.095	0.20204	0.25204	0.11770	N	Y	.	.	55	6.474
C14	01432	E30025	anesthesia machine	49035.00	7.0	0.095	0.20204	0.25204	0.11770	N	Y	.	.	55	6.474
C14	01440	E30025	anesthesia machine	49035.00	7.0	0.095	0.20204	0.25204	0.11770	N	Y	.	.	70	8.239
C14	01442	E30025	anesthesia machine	49035.00	7.0	0.095	0.20204	0.25204	0.11770	N	Y	.	.	70	8.239
C14	01444	E30025	anesthesia machine	49035.00	7.0	0.095	0.20204	0.25204	0.11770	N	Y	.	.	70	8.239
C14	01460	E30025	anesthesia machine	49035.00	7.0	0.095	0.20204	0.25204	0.11770	N	Y	.	.	50	5.885
C14	01462	E30025	anesthesia machine	49035.00	7.0	0.095	0.20204	0.25204	0.11770	N	Y	.	.	55	6.474
C14	01464	E30025	anesthesia machine	49035.00	7.0	0.095	0.20204	0.25204	0.11770	N	Y	.	.	55	6.474
C14	01470	E30025	anesthesia machine	49035.00	7.0	0.095	0.20204	0.25204	0.11770	N	Y	.	.	55	6.474
C14	01472	E30025	anesthesia machine	49035.00	7.0	0.095	0.20204	0.25204	0.11770	N	Y	.	.	55	6.474
C14	01474	E30025	anesthesia machine	49035.00	7.0	0.095	0.20204	0.25204	0.11770	N	Y	.	.	65	7.651
C14	01480	E30025	anesthesia machine	49035.00	7.0	0.095	0.20204	0.25204	0.11770	N	Y	.	.	65	7.651
C14	01482	E30025	anesthesia machine	49035.00	7.0	0.095	0.20204	0.25204	0.11770	N	Y	.	.	65	7.651
C14	01484	E30025	anesthesia machine	49035.00	7.0	0.095	0.20204	0.25204	0.11770	N	Y	.	.	65	7.651
C14	01486	E30025	anesthesia machine	49035.00	7.0	0.095	0.20204	0.25204	0.11770	N	Y	.	.	65	7.651
C14	01490	E30025	anesthesia machine	49035.00	7.0	0.095	0.20204	0.25204	0.11770	N	Y	.	.	45	5.297
C14	01500	E30025	anesthesia machine	49035.00	7.0	0.095	0.20204	0.25204	0.11770	N	Y	.	.	165	19.421

CPEP 3
Data Entry Log
CPEP 2
Data Entry Log
CPEP 1

Out-of-Office Clinical Equipment Pricing by CPEP and HCPCS Code

CPEP	PROCCODE	EQP_CODE	DESC	PRICE	LIFE	INTRATE	CAPFRAC	ANFACCT	COST_MIN	IN	OUT	EQTI	PXEQ_I	EQTO	PXEQ_O
C14	01502	E30025	anesthesia machine	49035.00	7.0	0.095	0.20204	0.25204	0.11770	N	Y	.	.	50	5.885
C14	01520	E30025	anesthesia machine	49035.00	7.0	0.095	0.20204	0.25204	0.11770	N	Y	.	.	50	5.885
C14	01522	E30025	anesthesia machine	49035.00	7.0	0.095	0.20204	0.25204	0.11770	N	Y	.	.	50	5.885
C14	01600	E30025	anesthesia machine	49035.00	7.0	0.095	0.20204	0.25204	0.11770	N	Y	.	.	50	5.885
C14	01610	E30025	anesthesia machine	49035.00	7.0	0.095	0.20204	0.25204	0.11770	N	Y	.	.	55	6.474
C14	01620	E30025	anesthesia machine	49035.00	7.0	0.095	0.20204	0.25204	0.11770	N	Y	.	.	55	6.474
C14	01622	E30025	anesthesia machine	49035.00	7.0	0.095	0.20204	0.25204	0.11770	N	Y	.	.	55	6.474
C14	01630	E30025	anesthesia machine	49035.00	7.0	0.095	0.20204	0.25204	0.11770	N	Y	.	.	65	7.651
C14	01632	E30025	anesthesia machine	49035.00	7.0	0.095	0.20204	0.25204	0.11770	N	Y	.	.	175	20.598
C14	01634	E30025	anesthesia machine	49035.00	7.0	0.095	0.20204	0.25204	0.11770	N	Y	.	.	175	20.598
C14	01636	E30025	anesthesia machine	49035.00	7.0	0.095	0.20204	0.25204	0.11770	N	Y	.	.	175	20.598
C14	01638	E30025	anesthesia machine	49035.00	7.0	0.095	0.20204	0.25204	0.11770	N	Y	.	.	65	7.651
C14	01650	E30025	anesthesia machine	49035.00	7.0	0.095	0.20204	0.25204	0.11770	N	Y	.	.	175	20.598
C14	01652	E30025	anesthesia machine	49035.00	7.0	0.095	0.20204	0.25204	0.11770	N	Y	.	.	165	19.421
C14	01654	E30025	anesthesia machine	49035.00	7.0	0.095	0.20204	0.25204	0.11770	N	Y	.	.	165	19.421
C14	01656	E30025	anesthesia machine	49035.00	7.0	0.095	0.20204	0.25204	0.11770	N	Y	.	.	165	19.421
C14	01670	E30025	anesthesia machine	49035.00	7.0	0.095	0.20204	0.25204	0.11770	N	Y	.	.	50	5.885
C14	01680	E30025	anesthesia machine	49035.00	7.0	0.095	0.20204	0.25204	0.11770	N	Y	.	.	45	5.297
C14	01682	E30025	anesthesia machine	49035.00	7.0	0.095	0.20204	0.25204	0.11770	N	Y	.	.	45	5.297
C14	01700	E30025	anesthesia machine	49035.00	7.0	0.095	0.20204	0.25204	0.11770	N	Y	.	.	50	5.885
C14	01710	E30025	anesthesia machine	49035.00	7.0	0.095	0.20204	0.25204	0.11770	N	Y	.	.	55	6.474
C14	01712	E30025	anesthesia machine	49035.00	7.0	0.095	0.20204	0.25204	0.11770	N	Y	.	.	55	6.474
C14	01714	E30025	anesthesia machine	49035.00	7.0	0.095	0.20204	0.25204	0.11770	N	Y	.	.	55	6.474
C14	01716	E30025	anesthesia machine	49035.00	7.0	0.095	0.20204	0.25204	0.11770	N	Y	.	.	55	6.474
C14	01730	E30025	anesthesia machine	49035.00	7.0	0.095	0.20204	0.25204	0.11770	N	Y	.	.	55	6.474

Out-of-Office Clinical Equipment Pricing by CPEP and HCPCS Code

CPEP	PROCCODE	EQP_CODE	DESC	PRICE	LIFE	INTRATE	CAPFRAC	ANNFACT	COST_MIN	IN	OUT	EQTI	PXEQ_I	EQTO	PXEQ_O
C14	01732	E30025	anesthesia machine	49035.00	7.0	0.095	0.20204	0.25204	0.11770	N	Y	.	.	55	6.474
C14	01740	E30025	anesthesia machine	49035.00	7.0	0.095	0.20204	0.25204	0.11770	N	Y	.	.	65	7.651
C14	01742	E30025	anesthesia machine	49035.00	7.0	0.095	0.20204	0.25204	0.11770	N	Y	.	.	65	7.651
C14	01744	E30025	anesthesia machine	49035.00	7.0	0.095	0.20204	0.25204	0.11770	N	Y	.	.	65	7.651
C14	01756	E30025	anesthesia machine	49035.00	7.0	0.095	0.20204	0.25204	0.11770	N	Y	.	.	65	7.651
C14	01758	E30025	anesthesia machine	49035.00	7.0	0.095	0.20204	0.25204	0.11770	N	Y	.	.	65	7.651
C14	01760	E30025	anesthesia machine	49035.00	7.0	0.095	0.20204	0.25204	0.11770	N	Y	.	.	65	7.651
C14	01770	E30025	anesthesia machine	49035.00	7.0	0.095	0.20204	0.25204	0.11770	N	Y	.	.	65	7.651
C14	01772	E30025	anesthesia machine	49035.00	7.0	0.095	0.20204	0.25204	0.11770	N	Y	.	.	50	5.885
C14	01780	E30025	anesthesia machine	49035.00	7.0	0.095	0.20204	0.25204	0.11770	N	Y	.	.	50	5.885
C14	01782	E30025	anesthesia machine	49035.00	7.0	0.095	0.20204	0.25204	0.11770	N	Y	.	.	50	5.885
C14	01784	E30025	anesthesia machine	49035.00	7.0	0.095	0.20204	0.25204	0.11770	N	Y	.	.	50	5.885
C14	01800	E30025	anesthesia machine	49035.00	7.0	0.095	0.20204	0.25204	0.11770	N	Y	.	.	50	5.885
C14	01810	E30025	anesthesia machine	49035.00	7.0	0.095	0.20204	0.25204	0.11770	N	Y	.	.	55	6.474
C14	01820	E30025	anesthesia machine	49035.00	7.0	0.095	0.20204	0.25204	0.11770	N	Y	.	.	55	6.474
C14	01830	E30025	anesthesia machine	49035.00	7.0	0.095	0.20204	0.25204	0.11770	N	Y	.	.	65	7.651
C14	01832	E30025	anesthesia machine	49035.00	7.0	0.095	0.20204	0.25204	0.11770	N	Y	.	.	65	7.651
C14	01840	E30025	anesthesia machine	49035.00	7.0	0.095	0.20204	0.25204	0.11770	N	Y	.	.	50	5.885
C14	01842	E30025	anesthesia machine	49035.00	7.0	0.095	0.20204	0.25204	0.11770	N	Y	.	.	50	5.885
C14	01844	E30025	anesthesia machine	49035.00	7.0	0.095	0.20204	0.25204	0.11770	N	Y	.	.	35	4.120
C14	01850	E30025	anesthesia machine	49035.00	7.0	0.095	0.20204	0.25204	0.11770	N	Y	.	.	50	5.885
C14	01852	E30025	anesthesia machine	49035.00	7.0	0.095	0.20204	0.25204	0.11770	N	Y	.	.	50	5.885
C14	01860	E30025	anesthesia machine	49035.00	7.0	0.095	0.20204	0.25204	0.11770	N	Y	.	.	45	5.297
C14	01900	E30025	anesthesia machine	49035.00	7.0	0.095	0.20204	0.25204	0.11770	N	Y	.	.	50	5.885
C14	01902	E30025	anesthesia machine	49035.00	7.0	0.095	0.20204	0.25204	0.11770	N	Y	.	.	50	5.885

CPEP 3
Data Entry Log
CPEP 2
Data Entry Log
CPEP 1

Out-of-Office Clinical Equipment Pricing by CPEP and HCPCS Code

CPEP	PROCCODE	EQP_CODE	DESC	PRICE	LIFE	INTRATE	CAPFRAC	ANNFACT	COST_MIN	IN	OUT	EQTI	PXEQ_I	EQTO	PXEQ_O
C14	01904	E30025	anesthesia machine	49035.00	7.0	0.095	0.20204	0.25204	0.11770	N	Y	.	.	50	5.885
C14	01906	E30025	anesthesia machine	49035.00	7.0	0.095	0.20204	0.25204	0.11770	Y	Y	0	0	45	5.297
C14	01908	E30025	anesthesia machine	49035.00	7.0	0.095	0.20204	0.25204	0.11770	Y	Y	0	0	45	5.297
C14	01910	E30025	anesthesia machine	49035.00	7.0	0.095	0.20204	0.25204	0.11770	N	Y	.	.	55	6.474
C14	01912	E30025	anesthesia machine	49035.00	7.0	0.095	0.20204	0.25204	0.11770	N	Y	.	.	45	5.297
C14	01914	E30025	anesthesia machine	49035.00	7.0	0.095	0.20204	0.25204	0.11770	N	Y	.	.	45	5.297
C14	01916	E30025	anesthesia machine	49035.00	7.0	0.095	0.20204	0.25204	0.11770	N	Y	.	.	45	5.297
C14	01918	E30025	anesthesia machine	49035.00	7.0	0.095	0.20204	0.25204	0.11770	N	Y	.	.	45	5.297
C14	01920	E30025	anesthesia machine	49035.00	7.0	0.095	0.20204	0.25204	0.11770	N	Y	.	.	155	18.244
C14	01921	E30025	anesthesia machine	49035.00	7.0	0.095	0.20204	0.25204	0.11770	N	Y	.	.	155	18.244
C14	01922	E30025	anesthesia machine	49035.00	7.0	0.095	0.20204	0.25204	0.11770	N	Y	.	.	70	8.239
C14	01990	E30025	anesthesia machine	49035.00	7.0	0.095	0.20204	0.25204	0.11770	N	Y	.	.	50	5.885
C14	01995	E30025	anesthesia machine	49035.00	7.0	0.095	0.20204	0.25204	0.11770	N	Y	.	.	25	2.943
C14	01996	E30025	anesthesia machine	49035.00	7.0	0.095	0.20204	0.25204	0.11770	N	Y	.	.	20	2.354
C14	36620	E30025	anesthesia machine	49035.00	7.0	0.095	0.20204	0.25204	0.11770	N	Y	.	.	25	2.943

Data Entry Log
CPEP 1


Data Entry Log
CPEP 2

Data Entry Log
CPEP 3



**Data Entry Log
(SERVPT)**

- CPEP:** The Clinical Practice Expert Panel (abbreviated CPEP) that provided the estimates for the associated service.
- PROCCODE:** The HCFA Common Procedure Coding System (HCPCS) Code for the specified service.
- CLINADM:** This identifies the record as referring either to clinical staff time (CLIN) or administrative staff time (ADMIN).
- SITE:** This identifies whether the service that is being referenced was profiled in-office (IN) or out-of-office (OUT).
- TIMECAT:** This identifies the labor time category for which the reference service was used.
- SERVREF:** HCPCS Code for the service to which the CPEP referred, in developing estimates.



CPEP 1: Integumentary and Physical Medicine
Data Entry Log

CPEP	PROCCODE	CLINADM	SITE	TIMECAT	SERVREF
C 1	10040	ADMIN	IN	G2	10060
		ADMIN	IN	G2x	10060
		CLIN	IN	G1	10060
		CLIN	IN	G1x	10060
C 1	10061	ADMIN	IN	G2	10060
		ADMIN	IN	G2x	10060
		ADMIN	OUT	G2	10060
		ADMIN	OUT	G2x	10060
		CLIN	IN	G1	10060
		CLIN	IN	G1	DELTA
		CLIN	IN	G1x	10060
		CLIN	OUT	G1	10060
C 1	10080	ADMIN	IN	G2	10060
		ADMIN	IN	G2x	10060
		ADMIN	OUT	G2	10060
		ADMIN	OUT	G2x	10060
		CLIN	IN	G1	10060
		CLIN	IN	G1x	10060
		CLIN	OUT	G1	10060
		CLIN	OUT	G1x	10060
C 1	10081	ADMIN	IN	G2	10060
		ADMIN	IN	G2x	10060
		ADMIN	OUT	G2	10060
		ADMIN	OUT	G2x	10060
		CLIN	IN	G1	10060
		CLIN	IN	G1	DELTA
		CLIN	IN	G1x	10060
		CLIN	OUT	G0	DELTA
C 1	10120	ADMIN	IN	G2	10060
		ADMIN	IN	G2x	10060
		ADMIN	OUT	G2	10060
		ADMIN	OUT	G2x	10060
		CLIN	IN	G1	10060
		CLIN	IN	G1x	10060
		CLIN	OUT	G1	10060
		CLIN	OUT	G1x	10060
C 1	10121	ADMIN	IN	G2	10060
		ADMIN	IN	G2x	10060
		ADMIN	OUT	G2	10060
		ADMIN	OUT	G2x	10060
		CLIN	IN	G1	10060
		CLIN	IN	G1	DELTA
		CLIN	IN	G1x	10060
		CLIN	OUT	G0	DELTA
C 1	10140	ADMIN	IN	G2	10060
		ADMIN	IN	G2x	10060
		ADMIN	OUT	G2	10060
		ADMIN	OUT	G2x	10060
		CLIN	IN	G1	10060
		CLIN	IN	G1x	10060
		CLIN	OUT	G1	10060
		CLIN	OUT	G1x	10060

Data Entry Log
CPEP 2

CPEP 3

CPEP 1: Integumentary and Physical Medicine
Data Entry Log

CPEP	PROCCODE	CLINADM	SITE	TIMECAT	SERVREF
C 1	10160	ADMIN	IN	G2	10060
		ADMIN	IN	G2x	10060
		ADMIN	OUT	G2	10060
		ADMIN	OUT	G2x	10060
		CLIN	IN	G1	10060
		CLIN	IN	G1x	10060
		CLIN	OUT	G1	10060
		CLIN	OUT	G1x	10060
C 1	10180	ADMIN	IN	G2	10060
		ADMIN	IN	G2x	10060
		ADMIN	OUT	G2	10060
		ADMIN	OUT	G2x	10060
		CLIN	IN	G1	10060
		CLIN	IN	G1	DELTA
		CLIN	IN	G1x	10060
		CLIN	IN	G1x	DELTA
		CLIN	OUT	G1	10060
		CLIN	OUT	G1x	10060
C 1	11000	ADMIN	IN	G2	17000
		ADMIN	IN	G2x	17000
		ADMIN	OUT	G2	17000
		CLIN	IN	G1	17000
		CLIN	IN	G1	DELTA
		CLIN	IN	G1x	17000
		CLIN	OUT	G1	DELTA
C 1	11001	CLIN	IN	G1	17000
		CLIN	IN	G1	DELTA
		CLIN	IN	G1x	17000
		CLIN	OUT	G1	DELTA
C 1	11040	ADMIN	IN	G2	17000
		ADMIN	IN	G2x	17000
		ADMIN	OUT	G2	17000
		CLIN	IN	G1	17000
		CLIN	IN	G1	DELTA
		CLIN	IN	G1x	17000
		CLIN	OUT	G1	DELTA
C 1	11041	ADMIN	IN	G2	17000
		ADMIN	IN	G2x	17000
		ADMIN	OUT	G2	17000
		CLIN	IN	G1	17000
		CLIN	IN	G1	DELTA
		CLIN	IN	G1x	17000
		CLIN	OUT	G1	DELTA
C 1	11042	ADMIN	IN	G2	17000
		ADMIN	IN	G2x	17000
		ADMIN	OUT	G2	17000
		CLIN	IN	G1	17000
		CLIN	IN	G1	DELTA
		CLIN	IN	G1x	17000
		CLIN	OUT	G1	DELTA
C 1	11043	ADMIN	IN	G2	11643
		ADMIN	IN	G2x	11643
		ADMIN	OUT	G2	11643
		ADMIN	OUT	G2x	11643
		CLIN	IN	G1	11643
		CLIN	IN	G1x	11643
		CLIN	IN	G1x	DELTA
		CLIN	OUT	G1	11643
		CLIN	OUT	G1x	11643
		CLIN	OUT	G1x	DELTA

CPEP 1: Integumentary and Physical Medicine
Data Entry Log

CPEP	PROCCODE	CLINADM	SITE	TIMECAT	SERVREF
C 1	11044	ADMIN	IN	G2	11643
		ADMIN	IN	G2x	11643
		ADMIN	OUT	G2	11643
		ADMIN	OUT	G2x	11643
		CLIN	IN	G1	11643
		CLIN	IN	G1	DELTA
		CLIN	IN	G1x	11643
		CLIN	IN	G1x	DELTA
		CLIN	OUT	G1	11643
		CLIN	OUT	G1x	11643
CLIN	OUT	G1x	DELTA		
C 1	11050	ADMIN	IN	G2	17000
		ADMIN	IN	G2x	17000
		ADMIN	OUT	G2	17000
		CLIN	IN	G1	17000
		CLIN	IN	G1	DELTA
		CLIN	IN	G1x	17000
C 1	11051	ADMIN	IN	G2	17000
		ADMIN	IN	G2x	17000
		ADMIN	OUT	G2	17000
		CLIN	IN	G1	17000
		CLIN	IN	G1	DELTA
		CLIN	IN	G1x	17000
C 1	11052	ADMIN	IN	G2	17000
		ADMIN	IN	G2x	17000
		ADMIN	OUT	G2	17000
		CLIN	IN	G1	17000
		CLIN	IN	G1	DELTA
		CLIN	IN	G1x	17000
C 1	11100	ADMIN	IN	G2	11642
		ADMIN	IN	G2x	11642
		CLIN	IN	G1	11642
		CLIN	IN	G1	DELTA
		CLIN	IN	G1x	11642
C 1	11101	CLIN	IN	G1	11642
		CLIN	IN	G1	DELTA
		CLIN	IN	G1x	11642
C 1	11200	ADMIN	IN	G2	17000
		ADMIN	IN	G2x	17000
		CLIN	IN	G1	17000
		CLIN	IN	G1x	17000
C 1	11201	CLIN	IN	G1	17000
		CLIN	IN	G1x	17000
C 1	11300	ADMIN	IN	G2	11642
		ADMIN	IN	G2x	11642
		CLIN	IN	G1	11642
		CLIN	IN	G1	DELTA
		CLIN	IN	G1x	11642
C 1	11301	ADMIN	IN	G2	11642
		ADMIN	IN	G2x	11642
		CLIN	IN	G1	11642
		CLIN	IN	G1	DELTA
		CLIN	IN	G1x	11642
C 1	11302	ADMIN	IN	G2	11642
		ADMIN	IN	G2x	11642
		CLIN	IN	G1	11642
		CLIN	IN	G1	DELTA
		CLIN	IN	G1x	11642

CPEP 1: Integumentary and Physical Medicine
Data Entry Log

CPEP	PROCCODE	CLINADM	SITE	TIMECAT	SERVREF
C 1	11303	ADMIN	IN	G2	11642
		ADMIN	IN	G2x	11642
		CLIN	IN	G1	11642
		CLIN	IN	G1	DELTA
		CLIN	IN	G1x	11642
C 1	11305	ADMIN	IN	G2	11642
		ADMIN	IN	G2x	11642
		ADMIN	OUT	G2	11642
		ADMIN	OUT	G2x	11642
		CLIN	IN	G1	11642
		CLIN	IN	G1	DELTA
		CLIN	IN	G1x	11642
		CLIN	OUT	G1	11642
C 1	11306	ADMIN	IN	G2	11642
		ADMIN	IN	G2x	11642
		CLIN	IN	G1	11642
		CLIN	IN	G1	DELTA
		CLIN	IN	G1x	11642
C 1	11307	ADMIN	IN	G2	11642
		ADMIN	IN	G2x	11642
		CLIN	IN	G1	11642
		CLIN	IN	G1	DELTA
		CLIN	IN	G1x	11642
C 1	11308	ADMIN	IN	G2	11642
		ADMIN	IN	G2x	11642
		CLIN	IN	G1	11642
		CLIN	IN	G1	DELTA
		CLIN	IN	G1x	11642
C 1	11310	ADMIN	IN	G2	11642
		ADMIN	IN	G2x	11642
		CLIN	IN	G1	11642
		CLIN	IN	G1	DELTA
		CLIN	IN	G1x	11642
C 1	11311	ADMIN	IN	G2	11642
		ADMIN	IN	G2x	11642
		CLIN	IN	G1	11642
		CLIN	IN	G1	DELTA
		CLIN	IN	G1x	11642
C 1	11312	ADMIN	IN	G2	11642
		ADMIN	IN	G2x	11642
		CLIN	IN	G1	11642
		CLIN	IN	G1	DELTA
		CLIN	IN	G1x	11642
C 1	11313	ADMIN	IN	G2	11642
		ADMIN	IN	G2x	11642
		CLIN	IN	G1	11642
		CLIN	IN	G1	DELTA
		CLIN	IN	G1x	11642
C 1	11400	ADMIN	IN	G2	11642
		ADMIN	IN	G2x	11642
		ADMIN	OUT	G2	11642
		ADMIN	OUT	G2x	11642
		CLIN	IN	G1	11642
		CLIN	IN	G1	DELTA
		CLIN	IN	G1x	11642
		CLIN	IN	G1x	DELTA
		CLIN	OUT	G1	11642
		CLIN	OUT	G1x	11642
		CLIN	OUT	G1x	DELTA

CPEP 1: Integumentary and Physical Medicine
Data Entry Log

CPEP	PROCCODE	CLINADM	SITE	TIMECAT	SERVREF		
C 1	11401	ADMIN	IN	G2	11642		
		ADMIN	IN	G2x	11642		
		ADMIN	OUT	G2	11642		
		ADMIN	OUT	G2x	11642		
		CLIN	IN	G1	11642		
		CLIN	IN	G1	DELTA		
		CLIN	IN	G1x	11642		
		CLIN	IN	G1x	DELTA		
		CLIN	OUT	G1	11642		
		CLIN	OUT	G1x	11642		
		CLIN	OUT	G1x	DELTA		
C 1	11402	ADMIN	IN	G2	11642		
		ADMIN	IN	G2x	11642		
		ADMIN	OUT	G2	11642		
		ADMIN	OUT	G2x	11642		
		CLIN	IN	G1	11642		
		CLIN	IN	G1	DELTA		
		CLIN	IN	G1x	11642		
		CLIN	IN	G1x	DELTA		
		CLIN	OUT	G1	11642		
		CLIN	OUT	G1x	11642		
		CLIN	OUT	G1x	DELTA		
C 1	11403	ADMIN	IN	G2	11643		
		ADMIN	IN	G2x	11643		
		ADMIN	OUT	G2	11643		
		ADMIN	OUT	G2x	11643		
		CLIN	IN	G1	11643		
		CLIN	IN	G1	DELTA		
		CLIN	IN	G1x	11643		
		CLIN	OUT	G1	11643		
		CLIN	OUT	G1x	11643		
		C 1	11404	ADMIN	IN	G2	11643
				ADMIN	IN	G2x	11643
ADMIN	OUT			G2	11643		
ADMIN	OUT			G2x	11643		
CLIN	IN			G1	11643		
CLIN	IN			G1	DELTA		
CLIN	IN			G1x	11643		
CLIN	OUT			G1	11643		
CLIN	OUT			G1x	11643		
C 1	11406			ADMIN	IN	G2	11643
				ADMIN	IN	G2x	11643
		ADMIN	OUT	G2	11643		
		ADMIN	OUT	G2x	11643		
		CLIN	IN	G1	11643		
		CLIN	IN	G1x	11643		
		CLIN	OUT	G1	11643		
		CLIN	OUT	G1x	11643		
		C 1	11420	ADMIN	IN	G2	11642
				ADMIN	IN	G2x	11642
				ADMIN	OUT	G2	11642
ADMIN	OUT			G2x	11642		
CLIN	IN			G1	11642		
CLIN	IN			G1	DELTA		
CLIN	IN			G1x	11642		
CLIN	IN			G1x	DELTA		
CLIN	OUT			G1	11642		
CLIN	OUT			G1x	11642		
CLIN	OUT			G1x	DELTA		

Data Entry Log
CPEP 2

CPEP 3

CPEP 1: Integumentary and Physical Medicine
Data Entry Log

CPEP	PROCCODE	CLINADM	SITE	TIMECAT	SERVREF
C 1	11421	ADMIN	IN	G2	11642
		ADMIN	IN	G2x	11642
		ADMIN	OUT	G2	11642
		ADMIN	OUT	G2x	11642
		CLIN	IN	G1	11642
		CLIN	IN	G1	DELTA
		CLIN	IN	G1x	11642
		CLIN	IN	G1x	DELTA
		CLIN	OUT	G1	11642
		CLIN	OUT	G1x	11642
C 1	11422	ADMIN	IN	G2	11642
		ADMIN	IN	G2x	11642
		ADMIN	OUT	G2	11642
		ADMIN	OUT	G2x	11642
		CLIN	IN	G1	11642
		CLIN	IN	G1	DELTA
		CLIN	IN	G1x	11642
		CLIN	IN	G1x	DELTA
		CLIN	OUT	G1	11642
		CLIN	OUT	G1x	11642
C 1	11423	ADMIN	IN	G2	11643
		ADMIN	IN	G2x	11643
		ADMIN	OUT	G2	11643
		ADMIN	OUT	G2x	11643
		CLIN	IN	G1	11643
		CLIN	IN	G1	DELTA
		CLIN	IN	G1x	11643
		CLIN	OUT	G1	11643
		CLIN	OUT	G1x	11643
		C 1	11424	ADMIN	IN
ADMIN	IN			G2x	11643
ADMIN	OUT			G2	11643
ADMIN	OUT			G2x	11643
CLIN	IN			G1	11643
CLIN	IN			G1	DELTA
CLIN	IN			G1x	11643
CLIN	OUT			G1	11643
C 1	11426	ADMIN	IN	G2	11643
		ADMIN	IN	G2x	11643
		ADMIN	OUT	G2	11643
		ADMIN	OUT	G2x	11643
		CLIN	IN	G1	11643
		CLIN	IN	G1x	11643
		CLIN	OUT	G1	11643
		CLIN	OUT	G1x	11643
C 1	11440	ADMIN	IN	G2	11642
		ADMIN	IN	G2x	11642
		ADMIN	OUT	G2	11642
		ADMIN	OUT	G2x	11642
		CLIN	IN	G1	11642
		CLIN	IN	G1	DELTA
		CLIN	IN	G1x	11642
		CLIN	IN	G1x	DELTA
		CLIN	OUT	G1	11642
		CLIN	OUT	G1x	11642
CLIN	OUT	G1x	DELTA		

CPEP 1: Integumentary and Physical Medicine
Data Entry Log

CPEP	PROCCODE	CLINADM	SITE	TIMECAT	SERVREF
C 1	11441	ADMIN	IN	G2	11642
		ADMIN	IN	G2x	11642
		ADMIN	OUT	G2	11642
		ADMIN	OUT	G2x	11642
		CLIN	IN	G1	11642
		CLIN	IN	G1	DELTA
		CLIN	IN	G1x	11642
		CLIN	IN	G1x	DELTA
		CLIN	OUT	G1	11642
		CLIN	OUT	G1x	11642
		CLIN	OUT	G1x	DELTA
		C 1	11442	ADMIN	IN
ADMIN	IN			G2x	11642
ADMIN	OUT			G2	11642
ADMIN	OUT			G2x	11642
CLIN	IN			G1	11642
CLIN	IN			G1	DELTA
CLIN	IN			G1x	11642
CLIN	IN			G1x	DELTA
CLIN	OUT			G1	11642
CLIN	OUT			G1x	11642
CLIN	OUT			G1x	DELTA
C 1	11443			ADMIN	IN
		ADMIN	IN	G2x	11643
		ADMIN	OUT	G2	11643
		ADMIN	OUT	G2x	11643
		CLIN	IN	G1	11643
		CLIN	IN	G1	DELTA
		CLIN	IN	G1x	11643
		CLIN	OUT	G1	11643
		CLIN	OUT	G1x	11643
		C 1	11444	ADMIN	IN
ADMIN	IN			G2x	11643
ADMIN	OUT			G2	11643
ADMIN	OUT			G2x	11643
CLIN	IN			G1	11643
CLIN	IN			G1x	11643
CLIN	OUT			G1	11643
CLIN	OUT			G1x	11643
C 1	11446	ADMIN	IN	G2	11643
		ADMIN	IN	G2x	11643
		ADMIN	OUT	G2	11643
		ADMIN	OUT	G2x	11643
		CLIN	IN	G1	11643
		CLIN	IN	G1	DELTA
		CLIN	IN	G1x	11643
		CLIN	OUT	G1	11643
		CLIN	OUT	G1x	11643
C 1	11450	ADMIN	IN	G2	11643
		ADMIN	IN	G2x	11643
		CLIN	IN	G1	11643
		CLIN	IN	G1x	11643
		CLIN	IN	G1x	DELTA
C 1	11451	ADMIN	IN	G2	11643
		ADMIN	IN	G2x	11643
		CLIN	IN	G1	11643
		CLIN	IN	G1	DELTA
		CLIN	IN	G1x	11643
C 1	11462	ADMIN	IN	G2	11643
		ADMIN	IN	G2x	11643
		CLIN	IN	G1	11643
		CLIN	IN	G1x	11643

CPEP 1: Integumentary and Physical Medicine
Data Entry Log

CPEP	PROCCODE	CLINADM	SITE	TIMECAT	SERVREF
C 1	11463	ADMIN	IN	G2	11643
		ADMIN	IN	G2x	11643
		CLIN	IN	G1	11643
		CLIN	IN	G1	DELTA
		CLIN	IN	G1x	11643
		CLIN	IN	G1x	DELTA
C 1	11470	ADMIN	IN	G2	11643
		ADMIN	IN	G2x	11643
		CLIN	IN	G1	11643
		CLIN	IN	G1	DELTA
		CLIN	IN	G1x	11643
		CLIN	IN	G1x	DELTA
C 1	11471	ADMIN	IN	G2	11643
		ADMIN	IN	G2x	11643
		CLIN	IN	G1	11643
		CLIN	IN	G1	DELTA
		CLIN	IN	G1x	11643
		CLIN	IN	G1x	DELTA
C 1	11600	ADMIN	IN	G2	11642
		ADMIN	IN	G2x	11642
		ADMIN	OUT	G2	11642
		ADMIN	OUT	G2x	11642
		CLIN	IN	G1	11642
		CLIN	IN	G1x	11642
		CLIN	OUT	G1	11642
		CLIN	OUT	G1x	11642
C 1	11601	ADMIN	IN	G2	11642
		ADMIN	IN	G2x	11642
		CLIN	IN	G1	11642
		CLIN	IN	G1x	11642
C 1	11602	ADMIN	IN	G2	11642
		ADMIN	IN	G2x	11642
		ADMIN	OUT	G2	11642
		ADMIN	OUT	G2x	11642
		CLIN	IN	G1	11642
		CLIN	IN	G1x	11642
		CLIN	OUT	G1	11642
		CLIN	OUT	G1x	11642
C 1	11603	ADMIN	IN	G2	11643
		ADMIN	IN	G2x	11643
		ADMIN	OUT	G2	11643
		ADMIN	OUT	G2x	11643
		CLIN	IN	G1	11643
		CLIN	IN	G1	DELTA
		CLIN	IN	G1x	11643
		CLIN	OUT	G1	11643
		CLIN	OUT	G1x	11643
C 1	11604	ADMIN	IN	G2	11643
		ADMIN	IN	G2x	11643
		ADMIN	OUT	G2	11643
		ADMIN	OUT	G2x	11643
		CLIN	IN	G1	11643
		CLIN	IN	G1	DELTA
		CLIN	IN	G1x	11643
		CLIN	OUT	G1	11643
		CLIN	OUT	G1x	11643

CPEP 1: Integumentary and Physical Medicine
Data Entry Log

CPEP	PROCCODE	CLINADM	SITE	TIMECAT	SERVREF
C 1	11606	ADMIN	IN	G2	11643
		ADMIN	IN	G2x	11643
		ADMIN	OUT	G2	11643
		ADMIN	OUT	G2x	11643
		CLIN	IN	G1	11643
		CLIN	IN	G1	DELTA
		CLIN	IN	G1x	11643
		CLIN	OUT	G1	11643
C 1	11620	ADMIN	IN	G2	11642
		ADMIN	IN	G2x	11642
		ADMIN	OUT	G2	11642
		ADMIN	OUT	G2x	11642
		CLIN	IN	G1	11642
		CLIN	IN	G1x	11642
		CLIN	OUT	G1	11642
		CLIN	OUT	G1x	11642
C 1	11621	ADMIN	IN	G2	11642
		ADMIN	IN	G2x	11642
		ADMIN	OUT	G2	11642
		ADMIN	OUT	G2x	11642
		CLIN	IN	G1	11642
		CLIN	IN	G1x	11642
		CLIN	OUT	G1	11642
		CLIN	OUT	G1x	11642
C 1	11622	ADMIN	IN	G2	11642
		ADMIN	IN	G2x	11642
		ADMIN	OUT	G2	11642
		ADMIN	OUT	G2x	11642
		CLIN	IN	G1	11642
		CLIN	IN	G1x	11642
		CLIN	OUT	G1	11642
		CLIN	OUT	G1x	11642
C 1	11623	ADMIN	IN	G2	11643
		ADMIN	IN	G2x	11643
		ADMIN	OUT	G2	11643
		ADMIN	OUT	G2x	11643
		CLIN	IN	G1	11643
		CLIN	IN	G1	DELTA
		CLIN	IN	G1x	11643
		CLIN	OUT	G1	11643
C 1	11624	ADMIN	IN	G2	11643
		ADMIN	IN	G2x	11643
		ADMIN	OUT	G2	11643
		ADMIN	OUT	G2x	11643
		CLIN	IN	G1	11643
		CLIN	IN	G1x	11643
		CLIN	OUT	G1	11643
		CLIN	OUT	G1x	11643
C 1	11626	ADMIN	IN	G2	11643
		ADMIN	IN	G2x	11643
		ADMIN	OUT	G2	11643
		ADMIN	OUT	G2x	11643
		CLIN	IN	G1	11643
		CLIN	IN	G1x	11643
		CLIN	OUT	G1	11643
		CLIN	OUT	G1x	11643

Data Entry Log
CPEP 2

CPEP 3

CPEP 1: Integumentary and Physical Medicine
Data Entry Log

CPEP	PROCCODE	CLINADM	SITE	TIMECAT	SERVREF
C 1	11640	ADMIN	IN	G2	11642
		ADMIN	IN	G2x	11642
		ADMIN	OUT	G2	11642
		ADMIN	OUT	G2x	11642
		CLIN	IN	G1	11642
		CLIN	IN	G1x	11642
		CLIN	OUT	G1	11642
		CLIN	OUT	G1x	11642
C 1	11641	ADMIN	IN	G2	11642
		ADMIN	IN	G2x	11642
		ADMIN	OUT	G2	11642
		ADMIN	OUT	G2x	11642
		CLIN	IN	G1	11642
		CLIN	IN	G1x	11642
		CLIN	OUT	G1	11642
		CLIN	OUT	G1x	11642
C 1	11644	ADMIN	IN	G2	11643
		ADMIN	IN	G2x	11643
		ADMIN	OUT	G2	11643
		ADMIN	OUT	G2x	11643
		CLIN	IN	G1	11643
		CLIN	IN	G1	DELTA
		CLIN	IN	G1x	11643
		CLIN	OUT	G1	11643
CLIN	OUT	G1x	11643		
C 1	11646	ADMIN	IN	G2	11643
		ADMIN	IN	G2x	11643
		ADMIN	OUT	G2	11643
		ADMIN	OUT	G2x	11643
		CLIN	IN	G1	11643
		CLIN	IN	G1	DELTA
		CLIN	IN	G1x	11643
		CLIN	OUT	G1	11643
CLIN	OUT	G1x	11643		
C 1	11700	ADMIN	IN	G2	11730
		ADMIN	OUT	G2	11730
		CLIN	IN	G1	11730
		CLIN	OUT	G1	11730
		CLIN	OUT	G1	DELTA
C 1	11701	ADMIN	IN	G2	11730
		ADMIN	IN	G2	DELTA
		ADMIN	OUT	G2	11730
		ADMIN	OUT	G2	DELTA
		CLIN	IN	G1	11730
		CLIN	IN	G1	DELTA
		CLIN	OUT	G1	11730
		CLIN	OUT	G1	DELTA
C 1	11710	ADMIN	IN	G2	11730
		ADMIN	OUT	G2	11730
		CLIN	IN	G1	11730
		CLIN	OUT	G1	11730
		CLIN	OUT	G1	DELTA
C 1	11711	ADMIN	IN	G2	11730
		ADMIN	IN	G2	DELTA
		ADMIN	OUT	G2	11730
		ADMIN	OUT	G2	DELTA
		CLIN	IN	G1	11730
		CLIN	IN	G1	DELTA
		CLIN	OUT	G1	11730
		CLIN	OUT	G1	DELTA

CPEP 1: Integumentary and Physical Medicine
Data Entry Log

CPEP	PROCCODE	CLINADM	SITE	TIMECAT	SERVREF
C 1	11731	ADMIN	IN	G2	11730
		ADMIN	IN	G2	DELTA
		ADMIN	OUT	G2	11730
		ADMIN	OUT	G2	DELTA
		CLIN	IN	G1	11730
		CLIN	IN	G1	DELTA
		CLIN	OUT	G1	11730
		CLIN	OUT	G1	DELTA
C 1	11732	ADMIN	IN	G2	11730
		ADMIN	IN	G2	DELTA
		ADMIN	OUT	G2	11730
		ADMIN	OUT	G2	DELTA
		CLIN	IN	G1	11730
		CLIN	IN	G1	DELTA
		CLIN	OUT	G1	11730
		CLIN	OUT	G1	DELTA
C 1	11740	ADMIN	IN	G2	10060
		ADMIN	IN	G2x	10060
		ADMIN	OUT	G2	10060
		ADMIN	OUT	G2x	10060
		CLIN	IN	G1	10060
		CLIN	IN	G1x	10060
		CLIN	OUT	G1	10060
		CLIN	OUT	G1x	10060
C 1	11750	ADMIN	IN	G2	11730
		ADMIN	IN	G2x	17000
		CLIN	IN	G1	11730
		CLIN	IN	G1	DELTA
		CLIN	IN	G1x	17000
		CLIN	IN	G1x	DELTA
C 1	11752	ADMIN	IN	G2	11730
		ADMIN	IN	G2x	17000
		ADMIN	OUT	G2	11730
		ADMIN	OUT	G2x	17000
		CLIN	IN	G1	11730
		CLIN	IN	G1	DELTA
		CLIN	IN	G1x	17000
		CLIN	IN	G1x	DELTA
		CLIN	OUT	G1	11730
		CLIN	OUT	G1	DELTA
		CLIN	OUT	G1x	17000
		CLIN	OUT	G1x	DELTA
C 1	11755	ADMIN	IN	G2	11730
		ADMIN	OUT	G2	11730
		CLIN	IN	G1	11730
		CLIN	IN	G1	DELTA
		CLIN	OUT	G1	11730
		CLIN	OUT	G1	DELTA
C 1	11760	ADMIN	IN	G2	11730
		ADMIN	IN	G2x	17000
		ADMIN	OUT	G2	11730
		ADMIN	OUT	G2x	17000
		CLIN	IN	G1	11730
		CLIN	IN	G1	DELTA
		CLIN	IN	G1x	17000
		CLIN	IN	G1x	DELTA
		CLIN	OUT	G1	11730
		CLIN	OUT	G1	DELTA
		CLIN	OUT	G1x	17000
		CLIN	OUT	G1x	DELTA

Data Entry Log
CPEP 2

CPEP 3

CPEP 1: Integumentary and Physical Medicine
Data Entry Log

CPEP	PROCCODE	CLINADM	SITE	TIMECAT	SERVREF
C 1	11762	ADMIN	IN	G2	11730
		ADMIN	IN	G2x	17000
		ADMIN	OUT	G2	11730
		ADMIN	OUT	G2x	17000
		CLIN	IN	G1	11730
		CLIN	IN	G1	DELTA
		CLIN	IN	G1x	17000
		CLIN	IN	G1x	DELTA
		CLIN	OUT	G1	11730
		CLIN	OUT	G1	DELTA
		CLIN	OUT	G1x	17000
		CLIN	OUT	G1x	DELTA
		C 1	11765	ADMIN	IN
ADMIN	IN			G2x	17000
ADMIN	OUT			G2	11730
ADMIN	OUT			G2x	17000
CLIN	IN			G1	11730
CLIN	IN			G1	DELTA
CLIN	IN			G1x	17000
CLIN	IN			G1x	DELTA
CLIN	OUT			G1	11730
CLIN	OUT			G1	DELTA
CLIN	OUT			G1x	17000
CLIN	OUT			G1x	DELTA
C 1	11770			ADMIN	IN
		ADMIN	IN	G2x	11642
		ADMIN	OUT	G2	11642
		ADMIN	OUT	G2x	11642
		CLIN	IN	G1	11642
		CLIN	IN	G1x	11642
		CLIN	OUT	G1	11642
		CLIN	OUT	G1x	11642
C 1	11771	ADMIN	IN	G2	11643
		ADMIN	IN	G2x	11643
		ADMIN	OUT	G2	11643
		ADMIN	OUT	G2x	11643
		CLIN	IN	G1	11643
		CLIN	IN	G1	DELTA
		CLIN	IN	G1x	11643
		CLIN	IN	G1x	DELTA
		CLIN	OUT	G1	11643
		CLIN	OUT	G1x	11643
CLIN	OUT	G1x	DELTA		
C 1	11772	ADMIN	IN	G2	11643
		ADMIN	IN	G2x	11643
		ADMIN	OUT	G2	11643
		ADMIN	OUT	G2x	11643
		CLIN	IN	G1	11643
		CLIN	IN	G1	DELTA
		CLIN	IN	G1x	11643
		CLIN	IN	G1x	DELTA
		CLIN	OUT	G1	11643
		CLIN	OUT	G1x	11643
		CLIN	OUT	G1x	DELTA
C 1	11900	ADMIN	IN	G2	17000
		ADMIN	IN	G2x	17000
		CLIN	IN	G1	17000
		CLIN	IN	G1	DELTA
		CLIN	IN	G1x	17000
C 1	11901	ADMIN	IN	G2	17000
		ADMIN	IN	G2x	17000
		CLIN	IN	G1	17000
		CLIN	IN	G1	DELTA
		CLIN	IN	G1x	17000

CPEP 1: Integumentary and Physical Medicine
Data Entry Log

CPEP	PROCCODE	CLINADM	SITE	TIMECAT	SERVREF
C 1	11920	ADMIN	IN	G2	12002
		CLIN	IN	G1	12002
		CLIN	IN	G1x	12002
C 1	11921	ADMIN	IN	G2	12002
		ADMIN	IN	G2x	12002
		ADMIN	OUT	G2	12002
		ADMIN	OUT	G2x	12002
		CLIN	IN	G1	12002
		CLIN	IN	G1	DELTA
		CLIN	IN	G1x	12002
		CLIN	OUT	G1	12002
		CLIN	OUT	G1x	12002
C 1	11922	CLIN	IN	G1	12002
		CLIN	IN	G1	DELTA
		CLIN	IN	G1x	12002
C 1	11950	ADMIN	IN	G2	12002
		ADMIN	IN	G2x	12002
		ADMIN	OUT	G2	12002
		ADMIN	OUT	G2x	12002
		CLIN	IN	G1	12002
		CLIN	IN	G1	DELTA
		CLIN	IN	G1x	12002
		CLIN	OUT	G1	12002
		CLIN	OUT	G1x	12002
C 1	11951	ADMIN	IN	G2	12002
		ADMIN	IN	G2x	12002
		CLIN	IN	G1	12002
		CLIN	IN	G1	DELTA
		CLIN	IN	G1x	12002
C 1	11952	ADMIN	IN	G2	12002
		ADMIN	IN	G2x	12002
		CLIN	IN	G1	12002
		CLIN	IN	G1	DELTA
		CLIN	IN	G1x	12002
C 1	11954	ADMIN	IN	G2	12002
		ADMIN	IN	G2x	12002
		CLIN	IN	G1	12002
		CLIN	IN	G1	DELTA
		CLIN	IN	G1x	12002
C 1	11960	ADMIN	OUT	G2	15100
		ADMIN	OUT	G2x	15100
		CLIN	OUT	G0	15100
		CLIN	OUT	G0	DELTA
		CLIN	OUT	G1	15100
		CLIN	OUT	G1x	15100
		CLIN	OUT	G1x	DELTA
C 1	11970	ADMIN	OUT	G2	15100
		ADMIN	OUT	G2x	15100
		CLIN	OUT	G0	15100
		CLIN	OUT	G0	DELTA
		CLIN	OUT	G1	15100
		CLIN	OUT	G1x	15100
C 1	11971	ADMIN	IN	G2	11643
		ADMIN	IN	G2x	11643
		ADMIN	OUT	G2	11643
		ADMIN	OUT	G2x	11643
		CLIN	IN	G1	11643
		CLIN	IN	G1	DELTA
		CLIN	IN	G1x	11643
		CLIN	IN	G1x	DELTA
		CLIN	OUT	G1	11643

CPEP 1: Integumentary and Physical Medicine
Data Entry Log

CPEP	PROCCODE	CLINADM	SITE	TIMECAT	SERVREF
		CLIN	OUT	G1x	11643
		CLIN	OUT	G1x	DELTA
C 1	12001	ADMIN	IN	G2	12002
		ADMIN	IN	G2x	12002
		ADMIN	OUT	G2	12002
		ADMIN	OUT	G2x	12002
		CLIN	IN	G1	12002
		CLIN	IN	G1	DELTA
		CLIN	IN	G1x	12002
		CLIN	OUT	G1	12002
		CLIN	OUT	G1x	12002
C 1	12004	ADMIN	IN	G2	12002
		ADMIN	IN	G2x	12002
		ADMIN	OUT	G2	12002
		ADMIN	OUT	G2x	12002
		CLIN	IN	G1	12002
		CLIN	IN	G1	DELTA
		CLIN	IN	G1x	12002
		CLIN	OUT	G1	12002
		CLIN	OUT	G1x	12002
C 1	12005	ADMIN	IN	G2	12002
		ADMIN	IN	G2x	12002
		ADMIN	OUT	G2	12002
		ADMIN	OUT	G2x	12002
		CLIN	IN	G1	12002
		CLIN	IN	G1	DELTA
		CLIN	IN	G1x	12002
		CLIN	IN	G1x	DELTA
		CLIN	OUT	G1	12002
		CLIN	OUT	G1x	12002
		CLIN	OUT	G1x	DELTA
C 1	12006	ADMIN	IN	G2	12002
		ADMIN	IN	G2	DELTA
		ADMIN	IN	G2x	12002
		ADMIN	OUT	G2	15100
		ADMIN	OUT	G2x	15100
		CLIN	IN	G1	12002
		CLIN	IN	G1	DELTA
		CLIN	IN	G1x	12002
		CLIN	IN	G1x	DELTA
		CLIN	OUT	G0	15100
		CLIN	OUT	G1	15100
		CLIN	OUT	G1	DELTA
		CLIN	OUT	G1x	12002
		CLIN	OUT	G1x	15100
		CLIN	OUT	G1x	DELTA
C 1	12007	ADMIN	IN	G2	12002
		ADMIN	IN	G2	DELTA
		ADMIN	IN	G2x	12002
		ADMIN	OUT	G2	15100
		ADMIN	OUT	G2x	15100
		CLIN	IN	G1	12002
		CLIN	IN	G1	DELTA
		CLIN	IN	G1x	12002
		CLIN	IN	G1x	DELTA
		CLIN	OUT	G0	15100
		CLIN	OUT	G1	15100
		CLIN	OUT	G1	DELTA
		CLIN	OUT	G1x	12002
		CLIN	OUT	G1x	15100
		CLIN	OUT	G1x	DELTA

CPEP 1: Integumentary and Physical Medicine
Data Entry Log

CPEP	PROCCODE	CLINADM	SITE	TIMECAT	SERVREF
C 1	12011	ADMIN	IN	G2	12002
		ADMIN	IN	G2x	12002
		ADMIN	OUT	G2	12002
		ADMIN	OUT	G2x	12002
		CLIN	IN	G1	12002
		CLIN	IN	G1x	12002
		CLIN	OUT	G1	12002
		CLIN	OUT	G1x	12002
C 1	12013	ADMIN	IN	G2	12002
		ADMIN	IN	G2x	12002
		ADMIN	OUT	G2	12002
		ADMIN	OUT	G2x	12002
		CLIN	IN	G1	12002
		CLIN	IN	G1	DELTA
		CLIN	IN	G1x	12002
		CLIN	OUT	G1	12002
C 1	12014	ADMIN	IN	G2	12002
		ADMIN	IN	G2x	12002
		ADMIN	OUT	G2	12002
		ADMIN	OUT	G2x	12002
		CLIN	IN	G1	12002
		CLIN	IN	G1	DELTA
		CLIN	IN	G1x	12002
		CLIN	IN	G1x	DELTA
C 1	12015	ADMIN	IN	G2	12002
		ADMIN	IN	G2x	12002
		ADMIN	OUT	G2	12002
		ADMIN	OUT	G2x	12002
		CLIN	IN	G1	12002
		CLIN	IN	G1	DELTA
		CLIN	IN	G1x	12002
		CLIN	IN	G1x	DELTA
C 1	12016	ADMIN	IN	G2	12002
		ADMIN	IN	G2x	12002
		ADMIN	OUT	G2	12002
		ADMIN	OUT	G2x	12002
		CLIN	IN	G1	12002
		CLIN	IN	G1	DELTA
		CLIN	IN	G1x	12002
		CLIN	IN	G1x	DELTA
C 1	12017	ADMIN	IN	G2	12002
		ADMIN	IN	G2	DELTA
		ADMIN	IN	G2x	12002
		ADMIN	OUT	G2	15100
		ADMIN	OUT	G2x	15100
		CLIN	IN	G1	12002
		CLIN	IN	G1	DELTA
		CLIN	IN	G1x	12002
		CLIN	IN	G1x	DELTA
		CLIN	OUT	G0	15100
		CLIN	OUT	G1	15100
		CLIN	OUT	G1	DELTA
		CLIN	OUT	G1x	12002
CLIN	OUT	G1x	15100		
CLIN	OUT	G1x	DELTA		

Data Entry Log
CPEP 2

CPEP 3

CPEP 1: Integumentary and Physical Medicine
Data Entry Log

CPEP	PROCCODE	CLINADM	SITE	TIMECAT	SERVREF
C 1	12018	ADMIN	IN	G2	12002
		ADMIN	IN	G2	DELTA
		ADMIN	IN	G2x	12002
		ADMIN	OUT	G2	15100
		ADMIN	OUT	G2x	15100
		CLIN	IN	G1	12002
		CLIN	IN	G1	DELTA
		CLIN	IN	G1x	12002
		CLIN	IN	G1x	DELTA
		CLIN	OUT	G0	15100
		CLIN	OUT	G1	15100
		CLIN	OUT	G1	DELTA
		CLIN	OUT	G1x	12002
		CLIN	OUT	G1x	15100
		CLIN	OUT	G1x	DELTA
C 1	12020	ADMIN	IN	G2	12002
		ADMIN	IN	G2x	12002
		ADMIN	OUT	G2	12002
		ADMIN	OUT	G2x	12002
		CLIN	IN	G1	12002
		CLIN	IN	G1	DELTA
		CLIN	IN	G1x	12002
		CLIN	IN	G1x	DELTA
		CLIN	OUT	G1	12002
		CLIN	OUT	G1x	12002
		CLIN	OUT	G1x	DELTA
		C 1	12021	ADMIN	IN
ADMIN	IN			G2x	12002
ADMIN	OUT			G2	12002
ADMIN	OUT			G2x	12002
CLIN	IN			G1	12002
CLIN	IN			G1	DELTA
CLIN	IN			G1x	12002
CLIN	OUT			G1	12002
CLIN	OUT			G1x	12002
C 1	12031	ADMIN	IN	G2	12002
		ADMIN	IN	G2x	12002
		ADMIN	OUT	G2	12002
		ADMIN	OUT	G2x	12002
		CLIN	IN	G1	12002
		CLIN	IN	G1x	12002
		CLIN	OUT	G1	12002
		CLIN	OUT	G1x	12002
C 1	12032	ADMIN	IN	G2	12002
		ADMIN	IN	G2x	12002
		ADMIN	OUT	G2	12002
		ADMIN	OUT	G2x	12002
		CLIN	IN	G1	12002
		CLIN	IN	G1	DELTA
		CLIN	IN	G1x	12002
		CLIN	OUT	G1	12002
		CLIN	OUT	G1x	12002
C 1	12034	ADMIN	IN	G2	12002
		ADMIN	IN	G2x	12002
		ADMIN	OUT	G2	12002
		ADMIN	OUT	G2x	12002
		CLIN	IN	G1	12002
		CLIN	IN	G1	DELTA
		CLIN	IN	G1x	12002
		CLIN	IN	G1x	DELTA
		CLIN	OUT	G1	12002
		CLIN	OUT	G1x	12002
		CLIN	OUT	G1x	DELTA

CPEP 1: Integumentary and Physical Medicine
Data Entry Log

CPEP	PROCCODE	CLINADM	SITE	TIMECAT	SERVREF
C 1	12035	ADMIN	IN	G2	12002
		ADMIN	IN	G2x	12002
		ADMIN	OUT	G2	12002
		ADMIN	OUT	G2x	12002
		CLIN	IN	G1	12002
		CLIN	IN	G1x	12002
		CLIN	IN	G1x	DELTA
		CLIN	OUT	G1	12002
		CLIN	OUT	G1x	12002
		CLIN	OUT	G1x	DELTA
C 1	12036	ADMIN	IN	G2	12002
		ADMIN	IN	G2	DELTA
		ADMIN	IN	G2x	12002
		ADMIN	OUT	G2	15100
		ADMIN	OUT	G2x	15100
		CLIN	IN	G1	12002
		CLIN	IN	G1	DELTA
		CLIN	IN	G1x	12002
		CLIN	IN	G1x	DELTA
		CLIN	OUT	G0	15100
		CLIN	OUT	G1	15100
		CLIN	OUT	G1	DELTA
		CLIN	OUT	G1x	12002
CLIN	OUT	G1x	15100		
CLIN	OUT	G1x	DELTA		
C 1	12037	ADMIN	IN	G2	12002
		ADMIN	IN	G2	DELTA
		ADMIN	IN	G2x	12002
		ADMIN	OUT	G2	15100
		ADMIN	OUT	G2x	15100
		CLIN	IN	G1	12002
		CLIN	IN	G1	DELTA
		CLIN	IN	G1x	12002
		CLIN	IN	G1x	DELTA
		CLIN	OUT	G0	15100
		CLIN	OUT	G1	15100
		CLIN	OUT	G1	DELTA
		CLIN	OUT	G1x	12002
CLIN	OUT	G1x	15100		
CLIN	OUT	G1x	DELTA		
C 1	12041	ADMIN	IN	G2	12002
		ADMIN	IN	G2x	12002
		ADMIN	OUT	G2	12002
		ADMIN	OUT	G2x	12002
		CLIN	IN	G1	12002
		CLIN	IN	G1	DELTA
		CLIN	IN	G1x	12002
		CLIN	OUT	G1	12002
CLIN	OUT	G1x	12002		
C 1	12042	ADMIN	IN	G2	12002
		ADMIN	IN	G2x	12002
		ADMIN	OUT	G2	12002
		ADMIN	OUT	G2x	12002
		CLIN	IN	G1	12002
		CLIN	IN	G1	DELTA
		CLIN	IN	G1x	12002
		CLIN	OUT	G1	12002
CLIN	OUT	G1x	12002		

CPEP 1: Integumentary and Physical Medicine
Data Entry Log

CPEP	PROCCODE	CLINADM	SITE	TIMECAT	SERVREF
C 1	12044	ADMIN	IN	G2	12002
		ADMIN	IN	G2x	12002
		ADMIN	OUT	G2	12002
		ADMIN	OUT	G2x	12002
		CLIN	IN	G1	12002
		CLIN	IN	G1	DELTA
		CLIN	IN	G1x	12002
		CLIN	IN	G1x	DELTA
		CLIN	OUT	G1	12002
		CLIN	OUT	G1x	12002
		CLIN	OUT	G1x	DELTA
		C 1	12045	ADMIN	IN
ADMIN	IN			G2x	12002
ADMIN	OUT			G2	12002
ADMIN	OUT			G2x	12002
CLIN	IN			G1	12002
CLIN	IN			G1	DELTA
CLIN	IN			G1x	12002
CLIN	IN			G1x	DELTA
CLIN	OUT			G1	12002
CLIN	OUT			G1x	12002
CLIN	OUT			G1x	DELTA
C 1	12046			ADMIN	IN
		ADMIN	IN	G2	DELTA
		ADMIN	IN	G2x	12002
		ADMIN	OUT	G2	15100
		ADMIN	OUT	G2x	15100
		CLIN	IN	G1	12002
		CLIN	IN	G1	DELTA
		CLIN	IN	G1x	12002
		CLIN	IN	G1x	DELTA
		CLIN	OUT	G0	15100
		CLIN	OUT	G1	15100
		CLIN	OUT	G1	DELTA
		CLIN	OUT	G1x	12002
		CLIN	OUT	G1x	15100
CLIN	OUT	G1x	DELTA		
C 1	12047	ADMIN	IN	G2	12002
		ADMIN	IN	G2	DELTA
		ADMIN	IN	G2x	12002
		ADMIN	OUT	G2	15100
		ADMIN	OUT	G2x	15100
		CLIN	IN	G1	12002
		CLIN	IN	G1	DELTA
		CLIN	IN	G1x	12002
		CLIN	IN	G1x	DELTA
		CLIN	OUT	G0	15100
		CLIN	OUT	G1	15100
		CLIN	OUT	G1	DELTA
		CLIN	OUT	G1x	12002
		CLIN	OUT	G1x	15100
CLIN	OUT	G1x	DELTA		
C 1	12051	ADMIN	IN	G2	12002
		ADMIN	IN	G2x	12002
		ADMIN	OUT	G2	12002
		ADMIN	OUT	G2x	12002
		CLIN	IN	G1	12002
		CLIN	IN	G1x	12002
		CLIN	OUT	G1	12002
		CLIN	OUT	G1x	12002

CPEP 1: Integumentary and Physical Medicine
Data Entry Log

CPEP	PROCCODE	CLINADM	SITE	TIMECAT	SERVREF
C 1	12052	ADMIN	IN	G2	12002
		ADMIN	IN	G2x	12002
		ADMIN	OUT	G2	12002
		ADMIN	OUT	G2x	12002
		CLIN	IN	G1	12002
		CLIN	IN	G1	DELTA
		CLIN	IN	G1x	12002
		CLIN	OUT	G1	12002
C 1	12053	ADMIN	IN	G2	12002
		ADMIN	IN	G2x	12002
		ADMIN	OUT	G2	12002
		ADMIN	OUT	G2x	12002
		CLIN	IN	G1	12002
		CLIN	IN	G1	DELTA
		CLIN	IN	G1x	12002
		CLIN	IN	G1x	DELTA
C 1	12054	ADMIN	IN	G2	12002
		ADMIN	IN	G2x	12002
		ADMIN	OUT	G2	12002
		ADMIN	OUT	G2x	12002
		CLIN	IN	G1	12002
		CLIN	IN	G1	DELTA
		CLIN	IN	G1x	12002
		CLIN	IN	G1x	DELTA
C 1	12055	ADMIN	IN	G2	12002
		ADMIN	IN	G2x	12002
		ADMIN	OUT	G2	12002
		ADMIN	OUT	G2x	12002
		CLIN	IN	G1	12002
		CLIN	IN	G1	DELTA
		CLIN	IN	G1x	12002
		CLIN	IN	G1x	DELTA
C 1	12056	ADMIN	IN	G2	12002
		ADMIN	IN	G2	DELTA
		ADMIN	IN	G2x	12002
		ADMIN	OUT	G2	15100
		ADMIN	OUT	G2x	15100
		CLIN	IN	G1	12002
		CLIN	IN	G1	DELTA
		CLIN	IN	G1x	12002
C 1	12057	ADMIN	IN	G2	12002
		ADMIN	IN	G2	DELTA
		ADMIN	IN	G2x	12002
		ADMIN	OUT	G2	15100
		ADMIN	OUT	G2x	15100
		CLIN	IN	G1	12002
		CLIN	IN	G1	DELTA
		CLIN	IN	G1x	12002

Data Entry Log
CPEP 2

CPEP 3

CPEP 1: Integumentary and Physical Medicine
Data Entry Log

CPEP	PROCCODE	CLINADM	SITE	TIMECAT	SERVREF
		CLIN	IN	G1x	DELTA
		CLIN	OUT	G0	15100
		CLIN	OUT	G1	15100
		CLIN	OUT	G1	DELTA
		CLIN	OUT	G1x	12002
		CLIN	OUT	G1x	15100
		CLIN	OUT	G1x	DELTA
C 1	13100	ADMIN	IN	G2	12002
		ADMIN	IN	G2x	12002
		ADMIN	OUT	G2	12002
		ADMIN	OUT	G2x	12002
		CLIN	IN	G1	12002
		CLIN	IN	G1	DELTA
		CLIN	IN	G1x	12002
		CLIN	OUT	G1	12002
		CLIN	OUT	G1x	12002
C 1	13101	ADMIN	IN	G2	12002
		ADMIN	IN	G2x	12002
		ADMIN	OUT	G2	12002
		ADMIN	OUT	G2x	12002
		CLIN	IN	G1	12002
		CLIN	IN	G1	DELTA
		CLIN	IN	G1x	12002
		CLIN	IN	G1x	DELTA
		CLIN	OUT	G1	12002
		CLIN	OUT	G1x	12002
		CLIN	OUT	G1x	DELTA
C 1	13120	ADMIN	IN	G2	12002
		ADMIN	IN	G2x	12002
		ADMIN	OUT	G2	12002
		ADMIN	OUT	G2x	12002
		CLIN	IN	G1	12002
		CLIN	IN	G1	DELTA
		CLIN	IN	G1x	12002
		CLIN	OUT	G1	12002
		CLIN	OUT	G1x	12002
C 1	13121	ADMIN	IN	G2	12002
		ADMIN	IN	G2x	12002
		ADMIN	OUT	G2	12002
		ADMIN	OUT	G2x	12002
		CLIN	IN	G1	12002
		CLIN	IN	G1	DELTA
		CLIN	IN	G1x	12002
		CLIN	IN	G1x	DELTA
		CLIN	OUT	G1	12002
		CLIN	OUT	G1x	12002
		CLIN	OUT	G1x	DELTA
C 1	13131	ADMIN	IN	G2	12002
		ADMIN	IN	G2x	12002
		ADMIN	OUT	G2	12002
		ADMIN	OUT	G2x	12002
		CLIN	IN	G1	12002
		CLIN	IN	G1	DELTA
		CLIN	IN	G1x	12002
		CLIN	OUT	G1	12002
		CLIN	OUT	G1x	12002
		CLIN	OUT	G1x	12002
C 1	13132	ADMIN	IN	G2	12002
		ADMIN	IN	G2x	12002
		ADMIN	OUT	G2	12002
		ADMIN	OUT	G2x	12002
		CLIN	IN	G1	12002
		CLIN	IN	G1	DELTA
		CLIN	IN	G1x	12002
		CLIN	IN	G1x	DELTA

CPEP 1: Integumentary and Physical Medicine
Data Entry Log

CPEP	PROCCODE	CLINADM	SITE	TIMECAT	SERVREF
		CLIN	OUT	G1	12002
		CLIN	OUT	G1x	12002
		CLIN	OUT	G1x	DELTA
C 1	13150	ADMIN	IN	G2	12002
		ADMIN	IN	G2	DELTA
		ADMIN	IN	G2x	12002
		ADMIN	OUT	G2	15100
		ADMIN	OUT	G2x	15100
		CLIN	IN	G1	12002
		CLIN	IN	G1	DELTA
		CLIN	IN	G1x	12002
		CLIN	OUT	G0	15100
		CLIN	OUT	G1	15100
		CLIN	OUT	G1	DELTA
		CLIN	OUT	G1x	12002
		CLIN	OUT	G1x	15100
C 1	13151	ADMIN	IN	G2	12002
		ADMIN	IN	G2	DELTA
		ADMIN	IN	G2x	12002
		ADMIN	OUT	G2	15100
		ADMIN	OUT	G2x	15100
		CLIN	IN	G1	12002
		CLIN	IN	G1	DELTA
		CLIN	IN	G1x	12002
		CLIN	IN	G1x	DELTA
		CLIN	OUT	G0	15100
		CLIN	OUT	G1	15100
		CLIN	OUT	G1	DELTA
		CLIN	OUT	G1x	12002
		CLIN	OUT	G1x	15100
		CLIN	OUT	G1x	DELTA
C 1	13152	ADMIN	IN	G2	12002
		ADMIN	IN	G2	DELTA
		ADMIN	IN	G2x	12002
		ADMIN	OUT	G2	15100
		ADMIN	OUT	G2x	15100
		CLIN	IN	G1	12002
		CLIN	IN	G1	DELTA
		CLIN	IN	G1x	12002
		CLIN	IN	G1x	DELTA
		CLIN	OUT	G0	15100
		CLIN	OUT	G1	15100
		CLIN	OUT	G1	DELTA
		CLIN	OUT	G1x	12002
		CLIN	OUT	G1x	15100
		CLIN	OUT	G1x	DELTA
C 1	13160	ADMIN	OUT	G2	15100
		ADMIN	OUT	G2x	15100
		CLIN	OUT	G0	15100
		CLIN	OUT	G1	15100
		CLIN	OUT	G1	DELTA
		CLIN	OUT	G1x	15100
C 1	13300	ADMIN	IN	G2	12002
		ADMIN	IN	G2x	12002
		ADMIN	OUT	G2	12002
		ADMIN	OUT	G2x	12002
		CLIN	IN	G1	12002
		CLIN	IN	G1	DELTA
		CLIN	IN	G1x	12002
		CLIN	IN	G1x	DELTA
		CLIN	OUT	G1	12002
		CLIN	OUT	G1x	12002
		CLIN	OUT	G1x	DELTA

CPEP 1: Integumentary and Physical Medicine
Data Entry Log

CPEP	PROCCODE	CLINADM	SITE	TIMECAT	SERVREF		
C 1	14000	ADMIN	IN	G2	15100		
		ADMIN	IN	G2x	15100		
		ADMIN	OUT	G2	15100		
		ADMIN	OUT	G2x	15100		
		CLIN	IN	G1	12002		
		CLIN	IN	G1	DELTA		
		CLIN	IN	G1x	15100		
		CLIN	OUT	G0	15100		
		CLIN	OUT	G1	15100		
		CLIN	OUT	G1x	15100		
		C 1	14001	ADMIN	IN	G2	15100
ADMIN	IN			G2x	15100		
ADMIN	OUT			G2	15100		
ADMIN	OUT			G2x	15100		
CLIN	IN			G1	DELTA		
CLIN	IN			G1x	15100		
CLIN	OUT			G0	15100		
CLIN	OUT			G1	15100		
CLIN	OUT			G1x	15100		
C 1	14020			ADMIN	IN	G2	15100
				ADMIN	IN	G2x	15100
		ADMIN	OUT	G2	15100		
		ADMIN	OUT	G2x	15100		
		CLIN	IN	G1	DELTA		
		CLIN	IN	G1x	15100		
		CLIN	OUT	G0	15100		
		CLIN	OUT	G1	15100		
		CLIN	OUT	G1x	15100		
		C 1	14021	ADMIN	IN	G2	15100
				ADMIN	IN	G2x	15100
ADMIN	OUT			G2	15100		
ADMIN	OUT			G2x	15100		
CLIN	IN			G1	DELTA		
CLIN	IN			G1x	15100		
CLIN	OUT			G0	15100		
CLIN	OUT			G1	15100		
CLIN	OUT			G1x	15100		
C 1	14040			ADMIN	IN	G2	15100
				ADMIN	IN	G2x	15100
		ADMIN	OUT	G2	15100		
		ADMIN	OUT	G2x	15100		
		CLIN	IN	G1	DELTA		
		CLIN	IN	G1x	15100		
		CLIN	OUT	G0	15100		
		CLIN	OUT	G1	15100		
		CLIN	OUT	G1x	15100		
		C 1	14041	ADMIN	IN	G2	15100
				ADMIN	IN	G2x	15100
ADMIN	OUT			G2	15100		
ADMIN	OUT			G2x	15100		
CLIN	IN			G1	DELTA		
CLIN	IN			G1x	15100		
CLIN	OUT			G0	15100		
CLIN	OUT			G1	15100		
CLIN	OUT			G1x	15100		
C 1	14060			ADMIN	IN	G2	15100
				ADMIN	IN	G2x	15100
		ADMIN	OUT	G2	15100		
		ADMIN	OUT	G2x	15100		
		CLIN	IN	G1	DELTA		
		CLIN	IN	G1x	15100		
		CLIN	OUT	G0	15100		
		CLIN	OUT	G1	15100		
		CLIN	OUT	G1x	15100		

CPEP 1: Integumentary and Physical Medicine
Data Entry Log

CPEP	PROCCODE	CLINADM	SITE	TIMECAT	SERVREF
C 1	14061	ADMIN	IN	G2	15100
		ADMIN	IN	G2x	15100
		ADMIN	OUT	G2	15100
		ADMIN	OUT	G2x	15100
		CLIN	IN	G1	DELTA
		CLIN	IN	G1x	15100
		CLIN	OUT	G0	15100
		CLIN	OUT	G1	15100
		CLIN	OUT	G1x	15100
C 1	14300	ADMIN	IN	G2	15100
		ADMIN	IN	G2x	15100
		ADMIN	OUT	G2	15100
		ADMIN	OUT	G2x	15100
		CLIN	IN	G1	DELTA
		CLIN	IN	G1x	15100
		CLIN	OUT	G0	15100
		CLIN	OUT	G1	15100
		CLIN	OUT	G1x	15100
C 1	14350	ADMIN	OUT	G2	15100
		ADMIN	OUT	G2x	15100
		CLIN	OUT	G0	15100
		CLIN	OUT	G1	15100
		CLIN	OUT	G1	DELTA
		CLIN	OUT	G1x	15100
C 1	15000	ADMIN	OUT	G2	15100
		ADMIN	OUT	G2x	15100
		CLIN	IN	G1	12002
		CLIN	IN	G1	DELTA
		CLIN	OUT	G0	15100
		CLIN	OUT	G1	15100
		CLIN	OUT	G1x	15100
		CLIN	OUT	G1x	15100
C 1	15050	ADMIN	IN	G2	15100
		ADMIN	IN	G2x	15100
		ADMIN	OUT	G2	15100
		ADMIN	OUT	G2x	15100
		CLIN	IN	G1	12002
		CLIN	IN	G1	DELTA
		CLIN	IN	G1x	15100
		CLIN	OUT	G0	15100
		CLIN	OUT	G1	15100
		CLIN	OUT	G1x	15100
C 1	15101	ADMIN	OUT	G2	15100
		ADMIN	OUT	G2x	15100
		CLIN	OUT	G0	15100
		CLIN	OUT	G1	15100
		CLIN	OUT	G1x	15100
C 1	15120	ADMIN	IN	G2	15100
		ADMIN	IN	G2x	15100
		ADMIN	OUT	G2	15100
		ADMIN	OUT	G2x	15100
		CLIN	IN	G1	12002
		CLIN	IN	G1	DELTA
		CLIN	IN	G1x	15100
		CLIN	OUT	G0	15100
		CLIN	OUT	G1	15100
		CLIN	OUT	G1x	15100
C 1	15121	ADMIN	OUT	G2	15100
		ADMIN	OUT	G2x	15100
		CLIN	OUT	G0	15100
		CLIN	OUT	G1	15100
		CLIN	OUT	G1x	15100

Data Entry Log
CPEP 2

Data Entry Log
CPEP 3

CPEP 1: Integumentary and Physical Medicine
Data Entry Log

CPEP	PROCCODE	CLINADM	SITE	TIMECAT	SERVREF
C 1	15200	ADMIN	IN	G2	15100
		ADMIN	IN	G2x	15100
		ADMIN	OUT	G2	15100
		ADMIN	OUT	G2x	15100
		CLIN	IN	G1	12002
		CLIN	IN	G1	DELTA
		CLIN	IN	G1x	15100
		CLIN	OUT	G0	15100
		CLIN	OUT	G1	15100
		CLIN	OUT	G1x	15100
C 1	15201	ADMIN	OUT	G2	15100
		ADMIN	OUT	G2x	15100
		CLIN	IN	G1	12002
		CLIN	IN	G1	DELTA
		CLIN	OUT	G0	15100
		CLIN	OUT	G1	15100
		CLIN	OUT	G1x	15100
C 1	15220	ADMIN	IN	G2	15100
		ADMIN	IN	G2x	15100
		ADMIN	OUT	G2	15100
		ADMIN	OUT	G2x	15100
		CLIN	IN	G1	12002
		CLIN	IN	G1	DELTA
		CLIN	IN	G1x	15100
		CLIN	OUT	G0	15100
		CLIN	OUT	G1	15100
		CLIN	OUT	G1x	15100
C 1	15221	ADMIN	OUT	G2	15100
		ADMIN	OUT	G2x	15100
		CLIN	IN	G1	12002
		CLIN	IN	G1	DELTA
		CLIN	OUT	G0	15100
		CLIN	OUT	G1	15100
		CLIN	OUT	G1x	15100
C 1	15240	ADMIN	IN	G2	15100
		ADMIN	IN	G2x	15100
		ADMIN	OUT	G2	15100
		ADMIN	OUT	G2x	15100
		CLIN	IN	G1	12002
		CLIN	IN	G1	DELTA
		CLIN	IN	G1x	15100
		CLIN	OUT	G0	15100
		CLIN	OUT	G1	15100
		CLIN	OUT	G1x	15100
C 1	15241	ADMIN	OUT	G2	15100
		ADMIN	OUT	G2x	15100
		CLIN	IN	G1	12002
		CLIN	IN	G1	DELTA
		CLIN	OUT	G0	15100
		CLIN	OUT	G1	15100
		CLIN	OUT	G1x	15100
C 1	15260	ADMIN	IN	G2	15100
		ADMIN	IN	G2x	15100
		ADMIN	OUT	G2	15100
		ADMIN	OUT	G2x	15100
		CLIN	IN	G1	12002
		CLIN	IN	G1	DELTA
		CLIN	IN	G1x	15100
		CLIN	OUT	G0	15100
		CLIN	OUT	G1	15100
		CLIN	OUT	G1x	15100

CPEP 1: Integumentary and Physical Medicine
Data Entry Log

CPEP	PROCCODE	CLINADM	SITE	TIMECAT	SERVREF
C 1	15261	ADMIN	OUT	G2	15100
		ADMIN	OUT	G2x	15100
		CLIN	IN	G1	12002
		CLIN	IN	G1	DELTA
		CLIN	OUT	G0	15100
		CLIN	OUT	G1	15100
		CLIN	OUT	G1x	15100
C 1	15350	ADMIN	OUT	G2	15100
		ADMIN	OUT	G2x	15100
		CLIN	OUT	G0	15100
		CLIN	OUT	G1	15100
		CLIN	OUT	G1x	15100
		CLIN	OUT	G1x	DELTA
C 1	15400	ADMIN	IN	G2	15100
		ADMIN	IN	G2x	15100
		ADMIN	OUT	G2	15100
		ADMIN	OUT	G2x	15100
		CLIN	IN	G1	12002
		CLIN	IN	G1x	15100
		CLIN	IN	G1x	DELTA
		CLIN	OUT	G0	15100
		CLIN	OUT	G1	15100
		CLIN	OUT	G1x	15100
		CLIN	OUT	G1x	DELTA
C 1	15570	ADMIN	OUT	G2	15100
		ADMIN	OUT	G2x	15100
		CLIN	OUT	G0	15100
		CLIN	OUT	G1	15100
		CLIN	OUT	G1x	15100
C 1	15572	ADMIN	OUT	G2	15100
		ADMIN	OUT	G2x	15100
		CLIN	OUT	G0	15100
		CLIN	OUT	G1	15100
		CLIN	OUT	G1x	15100
C 1	15574	ADMIN	IN	G2	15100
		ADMIN	IN	G2x	15100
		ADMIN	OUT	G2	15100
		ADMIN	OUT	G2x	15100
		CLIN	IN	G1	12002
		CLIN	IN	G1	DELTA
		CLIN	IN	G1x	15100
		CLIN	OUT	G0	15100
		CLIN	OUT	G1	15100
CLIN	OUT	G1x	15100		
C 1	15576	ADMIN	IN	G2	15100
		ADMIN	IN	G2x	15100
		ADMIN	OUT	G2	15100
		ADMIN	OUT	G2x	15100
		CLIN	IN	G1	12002
		CLIN	IN	G1	DELTA
		CLIN	IN	G1x	15100
		CLIN	OUT	G0	15100
		CLIN	OUT	G1	15100
		CLIN	OUT	G1x	15100
C 1	15580	ADMIN	OUT	G2	15100
		ADMIN	OUT	G2x	15100
		CLIN	OUT	G0	15100
		CLIN	OUT	G1	15100
		CLIN	OUT	G1x	15100

Data Entry Log
CPEP 2

Data Entry Log
CPEP 3

CPEP 1: Integumentary and Physical Medicine
Data Entry Log

CPEP	PROCCODE	CLINADM	SITE	TIMECAT	SERVREF
C 1	15600	ADMIN	IN	G2	15100
		ADMIN	IN	G2x	15100
		ADMIN	OUT	G2	15100
		ADMIN	OUT	G2x	15100
		CLIN	IN	G1	12002
		CLIN	IN	G1	DELTA
		CLIN	IN	G1x	15100
		CLIN	OUT	G0	15100
		CLIN	OUT	G1	15100
		CLIN	OUT	G1x	15100
C 1	15610	ADMIN	IN	G2	15100
		ADMIN	IN	G2x	15100
		ADMIN	OUT	G2	15100
		ADMIN	OUT	G2x	15100
		CLIN	IN	G1	12002
		CLIN	IN	G1	DELTA
		CLIN	IN	G1x	15100
		CLIN	OUT	G0	15100
		CLIN	OUT	G1	15100
		CLIN	OUT	G1x	15100
C 1	15620	ADMIN	IN	G2	15100
		ADMIN	IN	G2x	15100
		ADMIN	OUT	G2	15100
		ADMIN	OUT	G2x	15100
		CLIN	IN	G1	12002
		CLIN	IN	G1	DELTA
		CLIN	IN	G1x	15100
		CLIN	OUT	G0	15100
		CLIN	OUT	G1	15100
		CLIN	OUT	G1x	15100
C 1	15625	ADMIN	OUT	G2	15100
		ADMIN	OUT	G2x	15100
		CLIN	OUT	G0	15100
		CLIN	OUT	G1	15100
		CLIN	OUT	G1x	15100
C 1	15630	ADMIN	IN	G2	15100
		ADMIN	IN	G2x	15100
		ADMIN	OUT	G2	15100
		ADMIN	OUT	G2x	15100
		CLIN	IN	G1	12002
		CLIN	IN	G1	DELTA
		CLIN	IN	G1x	15100
		CLIN	OUT	G0	15100
		CLIN	OUT	G1	15100
		CLIN	OUT	G1x	15100
C 1	15650	ADMIN	IN	G2	15100
		ADMIN	IN	G2x	15100
		ADMIN	OUT	G2	15100
		ADMIN	OUT	G2x	15100
		CLIN	IN	G1	12002
		CLIN	IN	G1	DELTA
		CLIN	IN	G1x	15100
		CLIN	OUT	G0	15100
		CLIN	OUT	G1	15100
		CLIN	OUT	G1x	15100
C 1	15732	ADMIN	OUT	G2	15100
		ADMIN	OUT	G2x	15100
		CLIN	OUT	G0	15100
		CLIN	OUT	G1	15100
		CLIN	OUT	G1x	15100

CPEP 1: Integumentary and Physical Medicine
Data Entry Log

CPEP	PROCCODE	CLINADM	SITE	TIMECAT	SERVREF
C 1	15734	ADMIN	OUT	G2	15100
		ADMIN	OUT	G2x	15100
		CLIN	OUT	G0	15100
		CLIN	OUT	G1	15100
		CLIN	OUT	G1x	15100
C 1	15736	ADMIN	OUT	G2	15100
		ADMIN	OUT	G2x	15100
		CLIN	OUT	G0	15100
		CLIN	OUT	G1	15100
		CLIN	OUT	G1x	15100
C 1	15738	ADMIN	OUT	G2	15100
		ADMIN	OUT	G2x	15100
		CLIN	OUT	G0	15100
		CLIN	OUT	G1	15100
		CLIN	OUT	G1x	15100
C 1	15740	ADMIN	IN	G2	15100
		ADMIN	IN	G2x	15100
		ADMIN	OUT	G2	15100
		ADMIN	OUT	G2x	15100
		CLIN	IN	G1	12002
		CLIN	IN	G1	DELTA
		CLIN	IN	G1x	15100
		CLIN	OUT	G0	15100
		CLIN	OUT	G1	15100
		CLIN	OUT	G1x	15100
C 1	15750	ADMIN	OUT	G2	15100
		ADMIN	OUT	G2x	15100
		CLIN	OUT	G0	15100
		CLIN	OUT	G1	15100
		CLIN	OUT	G1x	15100
C 1	15755	ADMIN	OUT	G2	15100
		ADMIN	OUT	G2x	15100
		CLIN	OUT	G0	15100
		CLIN	OUT	G1	15100
		CLIN	OUT	G1x	15100
C 1	15760	ADMIN	IN	G2	15100
		ADMIN	IN	G2x	15100
		ADMIN	OUT	G2	15100
		ADMIN	OUT	G2x	15100
		CLIN	IN	G1	12002
		CLIN	IN	G1	DELTA
		CLIN	IN	G1x	15100
		CLIN	OUT	G0	15100
		CLIN	OUT	G1	15100
		CLIN	OUT	G1x	15100
C 1	15770	ADMIN	OUT	G2	15100
		ADMIN	OUT	G2x	15100
		CLIN	OUT	G0	15100
		CLIN	OUT	G1	15100
		CLIN	OUT	G1x	15100
C 1	15775	ADMIN	IN	G2	12002
		ADMIN	IN	G2	DELTA
		ADMIN	IN	G2x	12002
		ADMIN	OUT	G2	12002
		ADMIN	OUT	G2	DELTA
		ADMIN	OUT	G2x	12002
		CLIN	IN	G1	12002
		CLIN	IN	G1	DELTA
		CLIN	IN	G1x	12002
		CLIN	OUT	G1	12002
		CLIN	OUT	G1x	12002

CPEP 1: Integumentary and Physical Medicine
Data Entry Log

CPEP	PROCCODE	CLINADM	SITE	TIMECAT	SERVREF
C 1	15776	ADMIN	IN	G2	12002
		ADMIN	IN	G2	DELTA
		ADMIN	IN	G2x	12002
		CLIN	IN	G1	12002
		CLIN	IN	G1	DELTA
		CLIN	IN	G1x	12002
C 1	15780	ADMIN	IN	G2	12002
		ADMIN	IN	G2x	12002
		ADMIN	OUT	G2	12002
		ADMIN	OUT	G2x	12002
		CLIN	IN	G1	17340
		CLIN	IN	G1	DELTA
		CLIN	IN	G1x	12002
		CLIN	IN	G1x	DELTA
		CLIN	OUT	G1	DELTA
		CLIN	OUT	G1x	12002
		CLIN	OUT	G1x	DELTA
C 1	15781	ADMIN	IN	G2	12002
		ADMIN	IN	G2x	12002
		ADMIN	OUT	G2	12002
		ADMIN	OUT	G2x	12002
		CLIN	IN	G1	17340
		CLIN	IN	G1	DELTA
		CLIN	IN	G1x	12002
		CLIN	IN	G1x	DELTA
		CLIN	OUT	G1	DELTA
		CLIN	OUT	G1x	12002
C 1	15782	ADMIN	IN	G2	12002
		ADMIN	IN	G2x	12002
		ADMIN	OUT	G2	12002
		ADMIN	OUT	G2x	12002
		CLIN	IN	G1	17340
		CLIN	IN	G1	DELTA
		CLIN	IN	G1x	12002
		CLIN	IN	G1x	DELTA
		CLIN	OUT	G1	DELTA
		CLIN	OUT	G1x	12002
C 1	15783	ADMIN	IN	G2	12002
		ADMIN	IN	G2x	12002
		ADMIN	OUT	G2	12002
		ADMIN	OUT	G2x	12002
		CLIN	IN	G1	17340
		CLIN	IN	G1	DELTA
		CLIN	IN	G1x	12002
		CLIN	IN	G1x	DELTA
		CLIN	OUT	G1	DELTA
		CLIN	OUT	G1x	12002
C 1	15786	ADMIN	IN	G2	12002
		ADMIN	IN	G2x	12002
		ADMIN	OUT	G2	12002
		ADMIN	OUT	G2x	12002
		CLIN	IN	G1	17340
		CLIN	IN	G1	DELTA
		CLIN	IN	G1x	12002
		CLIN	OUT	G1	DELTA
C 1	15787	ADMIN	IN	G2	17340
		CLIN	IN	G1	17340
		CLIN	IN	G1	DELTA
		CLIN	OUT	G1	DELTA

CPEP 1: Integumentary and Physical Medicine
Data Entry Log

CPEP	PROCCODE	CLINADM	SITE	TIMECAT	SERVREF
C 1	15788	ADMIN	IN	G2	12002
		ADMIN	IN	G2x	12002
		CLIN	IN	G1	17340
		CLIN	IN	G1	DELTA
		CLIN	IN	G1x	12002
		CLIN	IN	G1x	DELTA
C 1	15789	ADMIN	IN	G2	12002
		ADMIN	IN	G2x	12002
		ADMIN	OUT	G2	12002
		ADMIN	OUT	G2x	12002
		CLIN	IN	G1	17340
		CLIN	IN	G1	DELTA
		CLIN	IN	G1x	12002
		CLIN	IN	G1x	DELTA
		CLIN	OUT	G1	12002
		CLIN	OUT	G1x	DELTA
C 1	15792	ADMIN	IN	G2	12002
		ADMIN	IN	G2x	12002
		ADMIN	OUT	G2	12002
		ADMIN	OUT	G2x	12002
		CLIN	IN	G1	17340
		CLIN	IN	G1	DELTA
		CLIN	IN	G1x	12002
		CLIN	IN	G1x	DELTA
		CLIN	OUT	G1x	12002
		CLIN	OUT	G1x	DELTA
C 1	15793	ADMIN	IN	G2	12002
		ADMIN	IN	G2x	12002
		ADMIN	OUT	G2	12002
		ADMIN	OUT	G2x	12002
		CLIN	IN	G1	DELTA
		CLIN	IN	G1x	12002
		CLIN	IN	G1x	DELTA
		CLIN	OUT	G1	DELTA
		CLIN	OUT	G1x	12002
		CLIN	OUT	G1x	DELTA
C 1	15810	ADMIN	IN	G2	12002
		ADMIN	IN	G2x	12002
		ADMIN	OUT	G2	12002
		ADMIN	OUT	G2x	12002
		CLIN	IN	G1	17340
		CLIN	IN	G1x	12002
		CLIN	IN	G1x	DELTA
		CLIN	OUT	G1	DELTA
		CLIN	OUT	G1x	12002
		CLIN	OUT	G1x	DELTA
C 1	15811	ADMIN	IN	G2	12002
		ADMIN	IN	G2x	12002
		ADMIN	OUT	G2	12002
		ADMIN	OUT	G2x	12002
		CLIN	IN	G1	17340
		CLIN	IN	G1x	12002
		CLIN	IN	G1x	DELTA
		CLIN	OUT	G1x	12002
C 1	15819	ADMIN	OUT	G2	15100
		ADMIN	OUT	G2x	15100
		CLIN	OUT	G0	15100
		CLIN	OUT	G1	15100
		CLIN	OUT	G1x	15100

Data Entry Log
CPEP 2

Data Entry Log
CPEP 3

CPEP 1: Integumentary and Physical Medicine
Data Entry Log

CPEP	PROCCODE	CLINADM	SITE	TIMECAT	SERVREF
C 1	15831	ADMIN	OUT	G2	15100
		ADMIN	OUT	G2x	15100
		CLIN	OUT	G0	15100
		CLIN	OUT	G1	15100
		CLIN	OUT	G1x	15100
C 1	15832	ADMIN	OUT	G2	15100
		ADMIN	OUT	G2x	15100
		CLIN	OUT	G0	15100
		CLIN	OUT	G1	15100
		CLIN	OUT	G1x	15100
C 1	15833	ADMIN	OUT	G2	15100
		ADMIN	OUT	G2x	15100
		CLIN	OUT	G0	15100
		CLIN	OUT	G1	15100
		CLIN	OUT	G1x	15100
C 1	15834	ADMIN	OUT	G2	15100
		ADMIN	OUT	G2x	15100
		CLIN	OUT	G0	15100
		CLIN	OUT	G1	15100
		CLIN	OUT	G1x	15100
C 1	15835	ADMIN	IN	G2	15100
		ADMIN	IN	G2x	15100
		ADMIN	OUT	G2	15100
		ADMIN	OUT	G2x	15100
		CLIN	IN	G1	12002
		CLIN	IN	G1	DELTA
		CLIN	IN	G1x	15100
		CLIN	OUT	G0	15100
		CLIN	OUT	G1	15100
CLIN	OUT	G1x	15100		
C 1	15836	ADMIN	OUT	G2	15100
		ADMIN	OUT	G2x	15100
		CLIN	OUT	G0	15100
		CLIN	OUT	G1	15100
		CLIN	OUT	G1x	15100
C 1	15837	ADMIN	IN	G2	15100
		ADMIN	IN	G2x	15100
		ADMIN	OUT	G2	15100
		ADMIN	OUT	G2x	15100
		CLIN	IN	G1	12002
		CLIN	IN	G1	DELTA
		CLIN	IN	G1x	15100
		CLIN	OUT	G0	15100
		CLIN	OUT	G1	15100
CLIN	OUT	G1x	15100		
C 1	15838	ADMIN	OUT	G2	15100
		ADMIN	OUT	G2x	15100
		CLIN	OUT	G0	15100
		CLIN	OUT	G1	15100
		CLIN	OUT	G1x	15100
C 1	15839	ADMIN	IN	G2	15100
		ADMIN	IN	G2x	15100
		ADMIN	OUT	G2	15100
		ADMIN	OUT	G2x	15100
		CLIN	IN	G1	12002
		CLIN	IN	G1	DELTA
		CLIN	IN	G1x	15100
		CLIN	OUT	G0	15100
		CLIN	OUT	G1	15100
CLIN	OUT	G1x	15100		

CPEP 1: Integumentary and Physical Medicine
Data Entry Log

CPEP	PROCCODE	CLINADM	SITE	TIMECAT	SERVREF
C 1	15840	ADMIN	OUT	G2	15100
		ADMIN	OUT	G2x	15100
		CLIN	OUT	G0	15100
		CLIN	OUT	G1	15100
		CLIN	OUT	G1	DELTA
C 1	15841	ADMIN	OUT	G2	15100
		ADMIN	OUT	G2x	15100
		CLIN	OUT	G0	15100
		CLIN	OUT	G1	15100
		CLIN	OUT	G1	DELTA
C 1	15842	ADMIN	OUT	G2	15100
		ADMIN	OUT	G2x	15100
		CLIN	OUT	G0	15100
		CLIN	OUT	G1	15100
		CLIN	OUT	G1	DELTA
C 1	15845	ADMIN	OUT	G2	15100
		ADMIN	OUT	G2x	15100
		CLIN	OUT	G0	15100
		CLIN	OUT	G1	15100
		CLIN	OUT	G1	DELTA
C 1	15850	ADMIN	OUT	G2	15100
		ADMIN	OUT	G2x	15100
		CLIN	OUT	G0	15100
		CLIN	OUT	G1	15100
		CLIN	OUT	G1	DELTA
C 1	15851	ADMIN	IN	G2	11643
		ADMIN	IN	G2x	11643
		ADMIN	OUT	G2	11643
		ADMIN	OUT	G2x	11643
		CLIN	IN	G1	11643
		CLIN	IN	G1	DELTA
		CLIN	IN	G1x	11643
		CLIN	OUT	G1	11643
		CLIN	OUT	G1x	11643
		CLIN	OUT	G1x	11643
C 1	15852	ADMIN	IN	G2	11643
		ADMIN	IN	G2x	11643
		ADMIN	OUT	G2	11643
		ADMIN	OUT	G2x	11643
		CLIN	IN	G1	11643
		CLIN	IN	G1	DELTA
		CLIN	IN	G1x	11643
		CLIN	OUT	G1	11643
		CLIN	OUT	G1x	11643
		CLIN	OUT	G1x	11643
C 1	15860	ADMIN	OUT	G2	11642
		ADMIN	OUT	G2x	11642
		CLIN	OUT	G1	11642
		CLIN	OUT	G1x	11642
C 1	15920	ADMIN	OUT	G2	11643
		ADMIN	OUT	G2x	11643
		CLIN	OUT	G1	11643
		CLIN	OUT	G1x	11643
		CLIN	OUT	G1x	DELTA

CPEP 1: Integumentary and Physical Medicine
Data Entry Log

CPEP	PROCCODE	CLINADM	SITE	TIMECAT	SERVREF
C 1	15922	ADMIN	OUT	G2	15100
		ADMIN	OUT	G2x	15100
		CLIN	OUT	G0	15100
		CLIN	OUT	G1	15100
		CLIN	OUT	G1	DELTA
		CLIN	OUT	G1x	15100
C 1	15931	ADMIN	OUT	G2	11643
		ADMIN	OUT	G2x	11643
		CLIN	OUT	G1	11643
		CLIN	OUT	G1x	11643
		CLIN	OUT	G1x	DELTA
C 1	15933	ADMIN	OUT	G2	11643
		ADMIN	OUT	G2x	11643
		CLIN	OUT	G1	11643
		CLIN	OUT	G1x	11643
		CLIN	OUT	G1x	DELTA
C 1	15934	ADMIN	OUT	G2	15100
		ADMIN	OUT	G2x	15100
		CLIN	OUT	G0	15100
		CLIN	OUT	G1	15100
		CLIN	OUT	G1	DELTA
		CLIN	OUT	G1x	15100
C 1	15935	ADMIN	OUT	G2	15100
		ADMIN	OUT	G2x	15100
		CLIN	OUT	G0	15100
		CLIN	OUT	G1	15100
		CLIN	OUT	G1	DELTA
		CLIN	OUT	G1x	15100
C 1	15936	ADMIN	OUT	G2	15100
		ADMIN	OUT	G2x	15100
		CLIN	OUT	G0	15100
		CLIN	OUT	G1	15100
		CLIN	OUT	G1	DELTA
		CLIN	OUT	G1x	15100
C 1	15937	ADMIN	OUT	G2	15100
		ADMIN	OUT	G2x	15100
		CLIN	OUT	G0	15100
		CLIN	OUT	G1	15100
		CLIN	OUT	G1	DELTA
		CLIN	OUT	G1x	15100
C 1	15940	ADMIN	OUT	G2	11643
		ADMIN	OUT	G2x	11643
		CLIN	OUT	G1	11643
		CLIN	OUT	G1x	11643
		CLIN	OUT	G1x	DELTA
C 1	15941	ADMIN	OUT	G2	11643
		ADMIN	OUT	G2x	11643
		CLIN	OUT	G1	11643
		CLIN	OUT	G1x	11643
		CLIN	OUT	G1x	DELTA
C 1	15944	ADMIN	OUT	G2	15100
		ADMIN	OUT	G2x	15100
		CLIN	OUT	G0	15100
		CLIN	OUT	G1	15100
		CLIN	OUT	G1	DELTA
		CLIN	OUT	G1x	15100

CPEP 1: Integumentary and Physical Medicine
Data Entry Log

CPEP	PROCCODE	CLINADM	SITE	TIMECAT	SERVREF
C 1	15945	ADMIN	OUT	G2	15100
		ADMIN	OUT	G2x	15100
		CLIN	OUT	G0	15100
		CLIN	OUT	G1	15100
		CLIN	OUT	G1	DELTA
		CLIN	OUT	G1x	15100
C 1	15946	ADMIN	OUT	G2	15100
		ADMIN	OUT	G2x	15100
		CLIN	OUT	G0	15100
		CLIN	OUT	G1	15100
		CLIN	OUT	G1	DELTA
		CLIN	OUT	G1x	15100
C 1	15950	ADMIN	OUT	G2	11643
		ADMIN	OUT	G2x	11643
		CLIN	OUT	G1	11643
		CLIN	OUT	G1x	11643
		CLIN	OUT	G1x	DELTA
C 1	15951	ADMIN	OUT	G2	11643
		ADMIN	OUT	G2x	11643
		CLIN	OUT	G1	11643
		CLIN	OUT	G1x	11643
		CLIN	OUT	G1x	DELTA
C 1	15952	ADMIN	OUT	G2	15100
		ADMIN	OUT	G2x	15100
		CLIN	OUT	G0	15100
		CLIN	OUT	G1	15100
		CLIN	OUT	G1	DELTA
		CLIN	OUT	G1x	15100
C 1	15953	ADMIN	OUT	G2	15100
		ADMIN	OUT	G2x	15100
		CLIN	OUT	G0	15100
		CLIN	OUT	G1	15100
		CLIN	OUT	G1	DELTA
		CLIN	OUT	G1x	15100
C 1	15956	ADMIN	OUT	G2	15100
		ADMIN	OUT	G2x	15100
		CLIN	OUT	G0	15100
		CLIN	OUT	G1	15100
		CLIN	OUT	G1	DELTA
		CLIN	OUT	G1x	15100
C 1	15958	ADMIN	OUT	G2	15100
		ADMIN	OUT	G2x	15100
		CLIN	OUT	G0	15100
		CLIN	OUT	G1	15100
		CLIN	OUT	G1	DELTA
		CLIN	OUT	G1x	15100
C 1	16000	ADMIN	IN	G2	17000
		ADMIN	IN	G2x	17000
		ADMIN	OUT	G2	17000
		CLIN	IN	G1	17000
		CLIN	IN	G1x	17000
		CLIN	OUT	G1	DELTA
C 1	16010	ADMIN	IN	G2	17000
		ADMIN	IN	G2x	17000
		ADMIN	OUT	G2	17000
		CLIN	IN	G1	17000
		CLIN	IN	G1	DELTA
		CLIN	IN	G1x	17000
		CLIN	OUT	G1	DELTA

CPEP 1: Integumentary and Physical Medicine
Data Entry Log

CPEP	PROCCODE	CLINADM	SITE	TIMECAT	SERVREF
C 1	16015	ADMIN	IN	G2	17000
		ADMIN	IN	G2x	17000
		ADMIN	OUT	G2	17000
		CLIN	IN	G1	17000
		CLIN	IN	G1	DELTA
		CLIN	IN	G1x	17000
		CLIN	OUT	G1	DELTA
C 1	16020	ADMIN	IN	G2	17000
		ADMIN	IN	G2x	17000
		ADMIN	OUT	G2	17000
		CLIN	IN	G1	17000
		CLIN	IN	G1x	17000
		CLIN	OUT	G1	DELTA
C 1	16025	ADMIN	IN	G2	17000
		ADMIN	IN	G2x	17000
		ADMIN	OUT	G2	17000
		CLIN	IN	G1	17000
		CLIN	IN	G1	DELTA
		CLIN	IN	G1x	17000
		CLIN	OUT	G1	DELTA
C 1	16030	ADMIN	IN	G2	11643
		ADMIN	IN	G2x	11643
		ADMIN	OUT	G2	11643
		ADMIN	OUT	G2x	11643
		CLIN	IN	G1	11643
		CLIN	IN	G1	DELTA
		CLIN	IN	G1x	11643
		CLIN	OUT	G1	11643
		CLIN	OUT	G1	DELTA
		CLIN	OUT	G1x	11643
C 1	16035	ADMIN	IN	G2	11643
		ADMIN	IN	G2x	11643
		ADMIN	OUT	G2	11643
		ADMIN	OUT	G2x	11643
		CLIN	IN	G1	11643
		CLIN	IN	G1x	11643
		CLIN	OUT	G1	11643
		CLIN	OUT	G1	DELTA
C 1	16040	ADMIN	IN	G2	11643
		ADMIN	IN	G2x	11643
		ADMIN	OUT	G2	11643
		ADMIN	OUT	G2x	11643
		CLIN	IN	G1	11643
		CLIN	IN	G1	DELTA
		CLIN	IN	G1x	11643
		CLIN	OUT	G1	11643
		CLIN	OUT	G1	DELTA
		CLIN	OUT	G1x	11643
C 1	16041	ADMIN	IN	G2	11643
		ADMIN	IN	G2x	11643
		ADMIN	OUT	G2	11643
		ADMIN	OUT	G2x	11643
		CLIN	IN	G1	11643
		CLIN	IN	G1	DELTA
		CLIN	IN	G1x	11643
		CLIN	OUT	G1	11643
		CLIN	OUT	G1	DELTA
CLIN	OUT	G1x	11643		

CPEP 1: Integumentary and Physical Medicine
Data Entry Log

CPEP	PROCCODE	CLINADM	SITE	TIMECAT	SERVREF
C 1	16042	ADMIN	OUT	G2	11643
		ADMIN	OUT	G2x	11643
		CLIN	OUT	G1	11643
		CLIN	OUT	G1	DELTA
		CLIN	OUT	G1x	11643
C 1	17001	ADMIN	IN	G2	17000
		ADMIN	IN	G2x	17000
		CLIN	IN	G1	17000
		CLIN	IN	G1x	17000
C 1	17002	ADMIN	IN	G2	17000
		ADMIN	IN	G2x	17000
		CLIN	IN	G1	17000
		CLIN	IN	G1x	17000
C 1	17010	ADMIN	IN	G2	17000
		ADMIN	IN	G2x	17000
		CLIN	IN	G1	17000
		CLIN	IN	G1x	17000
C 1	17100	ADMIN	IN	G2	17000
		ADMIN	IN	G2x	17000
		CLIN	IN	G1	17000
		CLIN	IN	G1x	17000
C 1	17101	CLIN	IN	G1	17000
		CLIN	IN	G1x	17000
C 1	17102	CLIN	IN	G1	17000
		CLIN	IN	G1x	17000
C 1	17104	ADMIN	IN	G2	17000
		ADMIN	IN	G2x	17000
		CLIN	IN	G1	17000
		CLIN	IN	G1x	17000
C 1	17105	ADMIN	IN	G2	17000
		ADMIN	IN	G2x	17000
		ADMIN	OUT	G2	17000
		ADMIN	OUT	G2x	17000
		CLIN	IN	G1	17000
		CLIN	IN	G1x	17000
		CLIN	OUT	G1	DELTA
C 1	17106	ADMIN	IN	G2	17000
		ADMIN	IN	G2x	17000
		ADMIN	OUT	G2	17000
		ADMIN	OUT	G2x	17000
		CLIN	IN	G1	17000
		CLIN	IN	G1x	17000
		CLIN	OUT	G1	DELTA
C 1	17107	ADMIN	IN	G2	17000
		ADMIN	IN	G2x	17000
		ADMIN	OUT	G2	17000
		ADMIN	OUT	G2x	17000
		CLIN	IN	G1	17000
		CLIN	IN	G1	DELTA
		CLIN	IN	G1x	17000
		CLIN	OUT	G1	DELTA
		CLIN	OUT	G1x	17000

Data Entry Log
CPEP 2

CPEP 3

CPEP 1: Integumentary and Physical Medicine
Data Entry Log

CPEP	PROCCODE	CLINADM	SITE	TIMECAT	SERVREF
C 1	17108	ADMIN	IN	G2	17000
		ADMIN	IN	G2x	17000
		ADMIN	OUT	G2	17000
		ADMIN	OUT	G2x	17000
		CLIN	IN	G1	17000
		CLIN	IN	G1	DELTA
		CLIN	IN	G1x	17000
		CLIN	OUT	G1	DELTA
		CLIN	OUT	G1x	17000
C 1	17110	ADMIN	IN	G2	17000
		ADMIN	IN	G2x	17000
		CLIN	IN	G1	17000
		CLIN	IN	G1x	17000
C 1	17200	ADMIN	IN	G2	17000
		ADMIN	IN	G2x	17000
		CLIN	IN	G1	17000
		CLIN	IN	G1x	17000
C 1	17201	CLIN	IN	G1	17000
		CLIN	IN	G1x	17000
C 1	17250	ADMIN	IN	G2	17000
		ADMIN	IN	G2x	17000
		ADMIN	OUT	G2	17000
		CLIN	IN	G1	17000
		CLIN	IN	G1x	17000
CLIN	OUT	G1	DELTA		
C 1	17260	ADMIN	IN	G2	17000
		ADMIN	IN	G2x	17000
		CLIN	IN	G1	17000
		CLIN	IN	G1	DELTA
		CLIN	IN	G1x	17000
		CLIN	IN	G1x	DELTA
C 1	17261	ADMIN	IN	G2	17000
		ADMIN	IN	G2x	17000
		CLIN	IN	G1	17000
		CLIN	IN	G1	DELTA
		CLIN	IN	G1x	17000
		CLIN	IN	G1x	DELTA
C 1	17262	ADMIN	IN	G2	17000
		ADMIN	IN	G2x	17000
		CLIN	IN	G1	17000
		CLIN	IN	G1	DELTA
		CLIN	IN	G1x	17000
		CLIN	IN	G1x	DELTA
C 1	17263	ADMIN	IN	G2	17000
		ADMIN	IN	G2x	17000
		CLIN	IN	G1	17000
		CLIN	IN	G1	DELTA
		CLIN	IN	G1x	17000
		CLIN	IN	G1x	DELTA
C 1	17264	ADMIN	IN	G2	17000
		ADMIN	IN	G2x	17000
		CLIN	IN	G1	17000
		CLIN	IN	G1	DELTA
		CLIN	IN	G1x	17000
		CLIN	IN	G1x	DELTA

CPEP 1: Integumentary and Physical Medicine
Data Entry Log

CPEP	PROCCODE	CLINADM	SITE	TIMECAT	SERVREF
C 1	17266	ADMIN	IN	G2	17000
		ADMIN	IN	G2x	17000
		CLIN	IN	G1	17000
		CLIN	IN	G1	DELTA
		CLIN	IN	G1x	17000
		CLIN	IN	G1x	DELTA
C 1	17270	ADMIN	IN	G2	17000
		ADMIN	IN	G2x	17000
		CLIN	IN	G1	17000
		CLIN	IN	G1	DELTA
		CLIN	IN	G1x	17000
		CLIN	IN	G1x	DELTA
C 1	17271	ADMIN	IN	G2	17000
		ADMIN	IN	G2x	17000
		CLIN	IN	G1	17000
		CLIN	IN	G1	DELTA
		CLIN	IN	G1x	17000
		CLIN	IN	G1x	DELTA
C 1	17272	ADMIN	IN	G2	17000
		ADMIN	IN	G2x	17000
		CLIN	IN	G1	17000
		CLIN	IN	G1	DELTA
		CLIN	IN	G1x	17000
		CLIN	IN	G1x	DELTA
C 1	17273	ADMIN	IN	G2	17000
		ADMIN	IN	G2x	17000
		CLIN	IN	G1	17000
		CLIN	IN	G1	DELTA
		CLIN	IN	G1x	17000
		CLIN	IN	G1x	DELTA
C 1	17274	ADMIN	IN	G2	17000
		ADMIN	IN	G2x	17000
		CLIN	IN	G1	17000
		CLIN	IN	G1	DELTA
		CLIN	IN	G1x	17000
		CLIN	IN	G1x	DELTA
C 1	17276	ADMIN	IN	G2	17000
		ADMIN	IN	G2x	17000
		ADMIN	OUT	G2	17000
		ADMIN	OUT	G2x	17000
		CLIN	IN	G1	17000
		CLIN	IN	G1	DELTA
		CLIN	IN	G1x	17000
		CLIN	IN	G1x	DELTA
		CLIN	OUT	G1	DELTA
		CLIN	OUT	G1x	17000
		CLIN	OUT	G1x	DELTA
		C 1	17280	ADMIN	IN
ADMIN	IN			G2x	17000
CLIN	IN			G1	17000
CLIN	IN			G1	DELTA
CLIN	IN			G1x	17000
CLIN	IN			G1x	DELTA
C 1	17281	ADMIN	IN	G2	17000
		ADMIN	IN	G2x	17000
		CLIN	IN	G1	17000
		CLIN	IN	G1	DELTA
		CLIN	IN	G1x	17000
		CLIN	IN	G1x	DELTA

Data Entry Log
CPEP 2

CPEP 3

CPEP 1: Integumentary and Physical Medicine
Data Entry Log

CPEP	PROCCODE	CLINADM	SITE	TIMECAT	SERVREF
C 1	17282	ADMIN	IN	G2	17000
		ADMIN	IN	G2x	17000
		CLIN	IN	G1	17000
		CLIN	IN	G1	DELTA
		CLIN	IN	G1x	17000
		CLIN	IN	G1x	DELTA
C 1	17283	ADMIN	IN	G2	17000
		ADMIN	IN	G2x	17000
		CLIN	IN	G1	17000
		CLIN	IN	G1	DELTA
		CLIN	IN	G1x	17000
		CLIN	IN	G1x	DELTA
C 1	17284	ADMIN	IN	G2	17000
		ADMIN	IN	G2x	17000
		CLIN	IN	G1	17000
		CLIN	IN	G1	DELTA
		CLIN	IN	G1x	17000
		CLIN	IN	G1x	DELTA
C 1	17286	ADMIN	IN	G2	17000
		ADMIN	IN	G2x	17000
		ADMIN	OUT	G2	17000
		ADMIN	OUT	G2x	17000
		CLIN	IN	G1	17000
		CLIN	IN	G1	DELTA
		CLIN	IN	G1x	17000
		CLIN	IN	G1x	DELTA
		CLIN	OUT	G1	DELTA
		CLIN	OUT	G1x	17000
		CLIN	OUT	G1x	DELTA
		C 1	17304	ADMIN	IN
ADMIN	OUT			G2	11643
ADMIN	OUT			G2x	11643
CLIN	IN			G1	DELTA
CLIN	OUT			G1	DELTA
C 1	17305	ADMIN	IN	G2	11643
		ADMIN	IN	G2x	11643
		ADMIN	OUT	G2	11643
		ADMIN	OUT	G2x	11643
		CLIN	IN	G1	DELTA
		CLIN	OUT	G1	DELTA
C 1	17306	ADMIN	IN	G2	11643
		ADMIN	IN	G2x	11643
		ADMIN	OUT	G2	11643
		ADMIN	OUT	G2x	11643
		CLIN	IN	G1	DELTA
		CLIN	OUT	G1	DELTA
C 1	17307	ADMIN	IN	G2	11643
		ADMIN	IN	G2x	11643
		ADMIN	OUT	G2	11643
		ADMIN	OUT	G2x	11643
		CLIN	IN	G1	DELTA
		CLIN	OUT	G1	DELTA
C 1	17310	ADMIN	IN	G2	11643
		ADMIN	IN	G2x	11643
		ADMIN	OUT	G2	11643
		ADMIN	OUT	G2x	11643
		CLIN	IN	G1	DELTA
		CLIN	OUT	G1	DELTA

CPEP 1: Integumentary and Physical Medicine
Data Entry Log

CPEP	PROCCODE	CLINADM	SITE	TIMECAT	SERVREF
C 1	17360	ADMIN	IN	G2	12002
		ADMIN	IN	G2x	12002
		ADMIN	OUT	G2	12002
		ADMIN	OUT	G2x	12002
		CLIN	IN	G1	17340
		CLIN	IN	G1x	12002
		CLIN	OUT	G1x	12002
C 1	19020	ADMIN	IN	G2	10060
		ADMIN	IN	G2x	10060
		ADMIN	OUT	G2	10060
		ADMIN	OUT	G2x	10060
		CLIN	IN	G1	10060
		CLIN	IN	G1	DELTA
		CLIN	IN	G1x	10060
		CLIN	IN	G1x	DELTA
		CLIN	OUT	G0	DELTA
		CLIN	OUT	G1	10060
		CLIN	OUT	G1x	10060
		CLIN	OUT	G1x	DELTA
		C 1	19110	ADMIN	OUT
ADMIN	OUT			G2x	19240
CLIN	OUT			G1	19240
CLIN	OUT			G1	DELTA
CLIN	OUT			G1x	19240
C 1	19112	ADMIN	OUT	G2	19240
		ADMIN	OUT	G2x	19240
		CLIN	OUT	G1	19240
		CLIN	OUT	G1	DELTA
		CLIN	OUT	G1x	19240
C 1	19140	ADMIN	OUT	G2	19240
		ADMIN	OUT	G2x	19240
		CLIN	OUT	G1	19240
		CLIN	OUT	G1	DELTA
		CLIN	OUT	G1x	19240
C 1	19160	ADMIN	OUT	G2	19240
		ADMIN	OUT	G2x	19240
		CLIN	OUT	G1	19240
		CLIN	OUT	G1	DELTA
		CLIN	OUT	G1x	19240
C 1	19162	ADMIN	OUT	G2	19240
		ADMIN	OUT	G2x	19240
		CLIN	OUT	G1	19240
		CLIN	OUT	G1	DELTA
		CLIN	OUT	G1x	19240
C 1	19180	ADMIN	OUT	G2	19240
		ADMIN	OUT	G2x	19240
		CLIN	OUT	G1	19240
		CLIN	OUT	G1	DELTA
		CLIN	OUT	G1x	19240
C 1	19182	ADMIN	OUT	G2	19240
		ADMIN	OUT	G2x	19240
		CLIN	OUT	G1	19240
		CLIN	OUT	G1	DELTA
		CLIN	OUT	G1x	19240
C 1	19200	ADMIN	OUT	G2	19240
		ADMIN	OUT	G2x	19240
		CLIN	OUT	G1	19240
		CLIN	OUT	G1	DELTA
		CLIN	OUT	G1x	19240

Data Entry Log
CPEP 2

CPEP 3

CPEP 1: Integumentary and Physical Medicine
Data Entry Log

CPEP	PROCCODE	CLINADM	SITE	TIMECAT	SERVREF
C 1	19220	ADMIN	OUT	G2	19240
		ADMIN	OUT	G2x	19240
		CLIN	OUT	G1	19240
		CLIN	OUT	G1	DELTA
		CLIN	OUT	G1x	19240
C 1	19316	ADMIN	OUT	G2	19240
		ADMIN	OUT	G2x	19240
		CLIN	OUT	G1	19240
		CLIN	OUT	G1	DELTA
		CLIN	OUT	G1x	19240
C 1	19318	ADMIN	OUT	G2	19240
		ADMIN	OUT	G2x	19240
		CLIN	OUT	G1	19240
		CLIN	OUT	G1	DELTA
		CLIN	OUT	G1x	19240
C 1	19324	ADMIN	OUT	G2	19240
		ADMIN	OUT	G2x	19240
		CLIN	OUT	G1	19240
		CLIN	OUT	G1	DELTA
		CLIN	OUT	G1x	19240
C 1	19325	ADMIN	OUT	G2	19240
		ADMIN	OUT	G2x	19240
		CLIN	OUT	G1	19240
		CLIN	OUT	G1	DELTA
		CLIN	OUT	G1x	19240
C 1	19328	ADMIN	OUT	G2	19240
		ADMIN	OUT	G2x	19240
		CLIN	OUT	G1	19240
		CLIN	OUT	G1	DELTA
		CLIN	OUT	G1x	19240
C 1	19330	ADMIN	OUT	G2	19240
		ADMIN	OUT	G2x	19240
		CLIN	OUT	G1	19240
		CLIN	OUT	G1	DELTA
		CLIN	OUT	G1x	19240
C 1	19340	CLIN	OUT	G1	19240
		CLIN	OUT	G1	DELTA
		CLIN	OUT	G1x	19240
C 1	19342	ADMIN	OUT	G2	19240
		ADMIN	OUT	G2x	19240
		CLIN	OUT	G1	19240
		CLIN	OUT	G1	DELTA
		CLIN	OUT	G1x	19240
C 1	19350	ADMIN	IN	G2	19240
		ADMIN	IN	G2x	19240
		ADMIN	OUT	G2	19240
		ADMIN	OUT	G2x	19240
		CLIN	IN	G1	DELTA
		CLIN	IN	G1x	19240
		CLIN	OUT	G1	19240
		CLIN	OUT	G1	DELTA
		CLIN	OUT	G1x	19240

CPEP 1: Integumentary and Physical Medicine
Data Entry Log

CPEP	PROCCODE	CLINADM	SITE	TIMECAT	SERVREF
C 1	19355	ADMIN	IN	G2	19240
		ADMIN	IN	G2x	19240
		ADMIN	OUT	G2	19240
		ADMIN	OUT	G2x	19240
		CLIN	IN	G1	DELTA
		CLIN	IN	G1x	19240
		CLIN	OUT	G1	19240
		CLIN	OUT	G1	DELTA
		CLIN	OUT	G1x	19240
C 1	19357	ADMIN	OUT	G2	19240
		ADMIN	OUT	G2x	19240
		CLIN	OUT	G1	19240
		CLIN	OUT	G1	DELTA
		CLIN	OUT	G1x	19240
C 1	19361	ADMIN	OUT	G2	19240
		ADMIN	OUT	G2x	19240
		CLIN	OUT	G1	19240
		CLIN	OUT	G1	DELTA
		CLIN	OUT	G1x	19240
C 1	19364	ADMIN	OUT	G2	19240
		ADMIN	OUT	G2x	19240
		CLIN	OUT	G1	19240
		CLIN	OUT	G1	DELTA
		CLIN	OUT	G1x	19240
C 1	19366	ADMIN	OUT	G2	19240
		ADMIN	OUT	G2x	19240
		CLIN	OUT	G1	19240
		CLIN	OUT	G1	DELTA
		CLIN	OUT	G1x	19240
C 1	19367	ADMIN	OUT	G2	19240
		ADMIN	OUT	G2x	19240
		CLIN	OUT	G1	19240
		CLIN	OUT	G1	DELTA
		CLIN	OUT	G1x	19240
C 1	19368	ADMIN	OUT	G2	19240
		ADMIN	OUT	G2x	19240
		CLIN	OUT	G1	19240
		CLIN	OUT	G1	DELTA
		CLIN	OUT	G1x	19240
C 1	19369	ADMIN	OUT	G2	19240
		ADMIN	OUT	G2x	19240
		CLIN	OUT	G1	19240
		CLIN	OUT	G1	DELTA
		CLIN	OUT	G1x	19240
C 1	19370	ADMIN	OUT	G2	19240
		ADMIN	OUT	G2x	19240
		CLIN	OUT	G1	19240
		CLIN	OUT	G1	DELTA
		CLIN	OUT	G1x	19240
C 1	19371	ADMIN	OUT	G2	19240
		ADMIN	OUT	G2x	19240
		CLIN	OUT	G1	19240
		CLIN	OUT	G1	DELTA
		CLIN	OUT	G1x	19240
C 1	19380	ADMIN	OUT	G2	19240
		ADMIN	OUT	G2x	19240
		CLIN	OUT	G1	19240
		CLIN	OUT	G1	DELTA
		CLIN	OUT	G1x	19240

CPEP 1: Integumentary and Physical Medicine
Data Entry Log

CPEP	PROCCODE	CLINADM	SITE	TIMECAT	SERVREF
C 1	20000	ADMIN	IN	G2	10060
		ADMIN	IN	G2x	10060
		ADMIN	OUT	G2	10060
		ADMIN	OUT	G2x	10060
		CLIN	IN	G1	10060
		CLIN	IN	G1x	10060
		CLIN	OUT	G1	10060
		CLIN	OUT	G1x	10060
C 1	20005	ADMIN	IN	G2	10060
		ADMIN	IN	G2x	10060
		ADMIN	OUT	G2	10060
		ADMIN	OUT	G2x	10060
		CLIN	IN	G1	10060
		CLIN	IN	G1	DELTA
		CLIN	IN	G1x	10060
		CLIN	IN	G1x	DELTA
		CLIN	OUT	G0	DELTA
		CLIN	OUT	G1	10060
		CLIN	OUT	G1x	10060
		CLIN	OUT	G1x	DELTA
C 1	20200	ADMIN	IN	G2	11642
		ADMIN	IN	G2x	11642
		ADMIN	OUT	G2	11642
		ADMIN	OUT	G2x	11642
		CLIN	IN	G1	11642
		CLIN	IN	G1	DELTA
		CLIN	IN	G1x	11642
		CLIN	OUT	G1	11642
C 1	20205	ADMIN	IN	G2	11642
		ADMIN	IN	G2x	11642
		ADMIN	OUT	G2	11642
		ADMIN	OUT	G2x	11642
		CLIN	IN	G1	11642
		CLIN	IN	G1x	11642
		CLIN	OUT	G1	11642
		CLIN	OUT	G1x	11642
C 1	20974	ADMIN	IN	G2	97110
		ADMIN	IN	G2	DELTA
		CLIN	IN	G1	97110
		CLIN	IN	G1	DELTA
C 1	21501	ADMIN	IN	G2	10060
		ADMIN	IN	G2x	10060
		ADMIN	OUT	G2	10060
		ADMIN	OUT	G2x	10060
		CLIN	IN	G1	10060
		CLIN	IN	G1	DELTA
		CLIN	IN	G1x	10060
		CLIN	IN	G1x	DELTA
		CLIN	OUT	G0	DELTA
		CLIN	OUT	G1	10060
		CLIN	OUT	G1x	10060
		CLIN	OUT	G1x	DELTA
C 1	21550	ADMIN	IN	G2	11642
		ADMIN	IN	G2x	11642
		ADMIN	OUT	G2	11642
		ADMIN	OUT	G2x	11642
		CLIN	IN	G1	11642
		CLIN	IN	G1	DELTA
		CLIN	IN	G1x	11642
		CLIN	IN	G1x	DELTA
		CLIN	OUT	G1	11642
		CLIN	OUT	G1	11642
		CLIN	OUT	G1x	11642

CPEP 1: Integumentary and Physical Medicine
Data Entry Log

CPEP	PROCCODE	CLINADM	SITE	TIMECAT	SERVREF
C 1	21555	ADMIN	IN	G2	11642
		ADMIN	IN	G2x	11642
		ADMIN	OUT	G2	11642
		ADMIN	OUT	G2x	11642
		CLIN	IN	G1	11642
		CLIN	IN	G1x	11642
		CLIN	IN	G1x	DELTA
		CLIN	OUT	G1	11642
		CLIN	OUT	G1x	11642
C 1	21556	ADMIN	OUT	G2	11643
		ADMIN	OUT	G2x	11643
		CLIN	OUT	G1	11643
		CLIN	OUT	G1x	11643
		CLIN	OUT	G1x	DELTA
C 1	21920	ADMIN	IN	G2	11642
		ADMIN	IN	G2x	11642
		CLIN	IN	G1	11642
		CLIN	IN	G1	DELTA
		CLIN	IN	G1x	11642
		CLIN	IN	G1x	DELTA
C 1	21930	ADMIN	IN	G2	11643
		ADMIN	IN	G2x	11643
		ADMIN	OUT	G2	11643
		ADMIN	OUT	G2x	11643
		CLIN	IN	G1	11643
		CLIN	IN	G1x	11643
		CLIN	IN	G1x	DELTA
		CLIN	OUT	G1	11643
		CLIN	OUT	G1x	11643
C 1	23065	ADMIN	IN	G2	11642
		ADMIN	IN	G2x	11642
		ADMIN	OUT	G2	11642
		ADMIN	OUT	G2x	11642
		CLIN	IN	G1	11642
		CLIN	IN	G1	DELTA
		CLIN	IN	G1x	11642
		CLIN	IN	G1x	DELTA
		CLIN	OUT	G1	11642
C 1	25065	ADMIN	IN	G2	11642
		ADMIN	IN	G2x	11642
		ADMIN	OUT	G2	11642
		ADMIN	OUT	G2x	11642
		CLIN	IN	G1	11642
		CLIN	IN	G1	DELTA
		CLIN	IN	G1x	11642
		CLIN	IN	G1x	DELTA
		CLIN	OUT	G1	11642
C 1	27613	ADMIN	IN	G2	11642
		ADMIN	IN	G2x	11642
		ADMIN	OUT	G2	11642
		ADMIN	OUT	G2x	11642
		CLIN	IN	G1	11642
		CLIN	IN	G1	DELTA
		CLIN	IN	G1x	11642
		CLIN	IN	G1x	DELTA
		CLIN	OUT	G1	11642
CLIN	OUT	G1x	11642		

CPEP 1: Integumentary and Physical Medicine
Data Entry Log

CPEP	PROCCODE	CLINADM	SITE	TIMECAT	SERVREF
C 1	40490	ADMIN	IN	G2	11642
		ADMIN	IN	G2x	11642
		CLIN	IN	G1	11642
		CLIN	IN	G1	DELTA
		CLIN	IN	G1x	11642
C 1	46916	ADMIN	IN	G2	12002
		ADMIN	IN	G2x	12002
		ADMIN	OUT	G2	12002
		ADMIN	OUT	G2x	12002
		CLIN	IN	G1	17340
		CLIN	IN	G1	DELTA
		CLIN	IN	G1x	12002
		CLIN	OUT	G1	DELTA
		CLIN	OUT	G1x	12002
C 1	54056	ADMIN	IN	G2	12002
		ADMIN	IN	G2x	12002
		CLIN	IN	G1	17340
		CLIN	IN	G1	DELTA
		CLIN	IN	G1x	12002
C 1	69100	ADMIN	IN	G2	11642
		ADMIN	IN	G2x	11642
		CLIN	IN	G1	11642
		CLIN	IN	G1	DELTA
		CLIN	IN	G1x	11642
C 1	95831	ADMIN	IN	G2	95851
		CLIN	IN	G1	95851
C 1	95832	ADMIN	IN	G2	95851
		CLIN	IN	G1	95851
C 1	95833	ADMIN	IN	G2	95851
		CLIN	IN	G1	95851
C 1	95834	ADMIN	IN	G2	95851
		CLIN	IN	G1	95851
C 1	95852	ADMIN	IN	G2	95851
		CLIN	IN	G1	95851
C 1	96900	ADMIN	IN	G2	96910
		CLIN	IN	G1	96910
C 1	96912	ADMIN	IN	G2	96910
		CLIN	IN	G1	96910
		CLIN	IN	G1	DELTA
C 1	96913	ADMIN	IN	G2	96910
		CLIN	IN	G1	96910
		CLIN	IN	G1	DELTA
C 1	97010	ADMIN	IN	G2	97110
		CLIN	IN	G1	97110
		CLIN	IN	G1	DELTA
C 1	97012	ADMIN	IN	G2	97110
		CLIN	IN	G1	97110
		CLIN	IN	G1	DELTA
C 1	97014	ADMIN	IN	G2	97110
		CLIN	IN	G1	97110
		CLIN	IN	G1	DELTA
C 1	97016	ADMIN	IN	G2	97110
		CLIN	IN	G1	97110
		CLIN	IN	G1	DELTA

CPEP 1: Integumentary and Physical Medicine
Data Entry Log

CPEP	PROCCODE	CLINADM	SITE	TIMECAT	SERVREF
C 1	97018	ADMIN	IN	G2	97110
		CLIN	IN	G1	97110
		CLIN	IN	G1	DELTA
C 1	97020	ADMIN	IN	G2	97110
		CLIN	IN	G1	97110
		CLIN	IN	G1	DELTA
C 1	97022	ADMIN	IN	G2	97110
		CLIN	IN	G1	97110
		CLIN	IN	G1	DELTA
C 1	97024	ADMIN	IN	G2	97110
		CLIN	IN	G1	97110
		CLIN	IN	G1	DELTA
C 1	97026	ADMIN	IN	G2	97110
		CLIN	IN	G1	97110
		CLIN	IN	G1	DELTA
C 1	97028	ADMIN	IN	G2	97110
		CLIN	IN	G1	97110
		CLIN	IN	G1	DELTA
C 1	97032	ADMIN	IN	G2	97110
		CLIN	IN	G1	97110
		CLIN	IN	G1	DELTA
C 1	97033	ADMIN	IN	G2	97110
		CLIN	IN	G1	97110
		CLIN	IN	G1	DELTA
C 1	97034	ADMIN	IN	G2	97110
		CLIN	IN	G1	97110
		CLIN	IN	G1	DELTA
C 1	97035	ADMIN	IN	G2	97110
		CLIN	IN	G1	97110
		CLIN	IN	G1	DELTA
C 1	97036	ADMIN	IN	G2	97110
		CLIN	IN	G1	97110
		CLIN	IN	G1	DELTA
C 1	97039	ADMIN	IN	G2	97110
		CLIN	IN	G1	97110
		CLIN	IN	G1	DELTA
C 1	97112	ADMIN	IN	G2	97110
		CLIN	IN	G1	97110
C 1	97113	ADMIN	IN	G2	97110
		CLIN	IN	G1	97110
		CLIN	IN	G1	DELTA
C 1	97116	ADMIN	IN	G2	97110
		ADMIN	OUT	G2x	97110
		CLIN	IN	G1	97110
		CLIN	OUT	G1	DELTA
		CLIN	OUT	G1x	97110
C 1	97122	ADMIN	IN	G2	97110
		CLIN	IN	G1	97110
C 1	97124	ADMIN	IN	G2	97110
		CLIN	IN	G1	97110
C 1	97139	ADMIN	IN	G2	97110
		CLIN	IN	G1	97110

CPEP 1: Integumentary and Physical Medicine
Data Entry Log

CPEP	PROCCODE	CLINADM	SITE	TIMECAT	SERVREF
C 1	97150	ADMIN	IN	G2	97110
		CLIN	IN	G1	97110
C 1	97250	ADMIN	IN	G2	97110
		CLIN	IN	G1	97110
C 1	97260	ADMIN	IN	G2	97110
		CLIN	IN	G1	97110
		CLIN	IN	G1	DELTA
C 1	97261	ADMIN	IN	G2	97110
		ADMIN	IN	G2	DELTA
		CLIN	IN	G1	97110
		CLIN	IN	G1	DELTA
C 1	97265	ADMIN	IN	G2	97110
		CLIN	IN	G1	97110
		CLIN	IN	G1	DELTA
C 1	97500	ADMIN	IN	G2	97110
		CLIN	IN	G1	97110
		CLIN	IN	G1	DELTA
C 1	97501	ADMIN	IN	G2	97110
		ADMIN	IN	G2	DELTA
		CLIN	IN	G1	97110
		CLIN	IN	G1	DELTA
C 1	97520	ADMIN	IN	G2	97110
		CLIN	IN	G1	97110
C 1	97521	ADMIN	IN	G2	97110
		ADMIN	IN	G2	DELTA
		CLIN	IN	G1	97110
		CLIN	IN	G1	DELTA
C 1	97530	ADMIN	IN	G2	97110
		CLIN	IN	G1	97110
C 1	97540	ADMIN	IN	G2x	97110
		CLIN	IN	G1x	97110
C 1	97541	ADMIN	IN	G2	DELTA
		ADMIN	IN	G2x	97110
		CLIN	IN	G1	DELTA
		CLIN	IN	G1x	97110
C 1	97700	ADMIN	IN	G2	97110
		CLIN	IN	G1	97110
		CLIN	IN	G1	DELTA
C 1	97701	ADMIN	IN	G2	97110
		ADMIN	IN	G2	DELTA
		CLIN	IN	G1	97110
		CLIN	IN	G1	DELTA
C 1	97750	ADMIN	IN	G2x	Q0109
		CLIN	IN	G1	DELTA
		CLIN	IN	G1x	Q0109
C 1	97770	ADMIN	IN	G2x	97110
		CLIN	IN	G1x	97110
C 1	98925	ADMIN	IN	G2	97110
		CLIN	IN	G1	97110
		CLIN	IN	G1	DELTA
C 1	98926	ADMIN	IN	G2	97110
		CLIN	IN	G1	97110
		CLIN	IN	G1	DELTA

CPEP 1: Integumentary and Physical Medicine
Data Entry Log

CPEP	PROCCODE	CLINADM	SITE	TIMECAT	SERVREF
C 1	98927	ADMIN	IN	G2	97110
		CLIN	IN	G1	97110
		CLIN	IN	G1	DELTA
C 1	98928	ADMIN	IN	G2	97110
		CLIN	IN	G1	97110
		CLIN	IN	G1	DELTA
C 1	98929	ADMIN	IN	G2	97110
		CLIN	IN	G1	97110
		CLIN	IN	G1	DELTA
C 1	99201	ADMIN	IN	G2	99203
		CLIN	IN	G1	99203
		CLIN	IN	G1	DELTA
C 1	99202	ADMIN	IN	G2	99203
		CLIN	IN	G1	99203
		CLIN	IN	G1	DELTA
C 1	99204	ADMIN	IN	G2	99203
		CLIN	IN	G1	99203
		CLIN	IN	G1	DELTA
C 1	99205	ADMIN	IN	G2	99203
		CLIN	IN	G1	99203
		CLIN	IN	G1	DELTA
C 1	99211	ADMIN	IN	G2	99213
		CLIN	IN	G1	99213
		CLIN	IN	G1	DELTA
C 1	99212	ADMIN	IN	G2	99213
		CLIN	IN	G1	99213
C 1	99214	ADMIN	IN	G2	99213
		CLIN	IN	G1	99213
		CLIN	IN	G1	DELTA
C 1	99215	ADMIN	IN	G2	99213
		CLIN	IN	G1	99213
		CLIN	IN	G1	DELTA
C 1	99241	ADMIN	IN	G2	99243
		ADMIN	OUT	G2	99243
		CLIN	IN	G1	99243
		CLIN	IN	G1	DELTA
		CLIN	OUT	G1	DELTA
		CLIN	OUT	G1x	99243
C 1	99242	ADMIN	IN	G2	99243
		ADMIN	OUT	G2	99243
		CLIN	IN	G1	99243
		CLIN	OUT	G1	DELTA
		CLIN	OUT	G1x	99243
C 1	99244	ADMIN	IN	G2	99243
		ADMIN	OUT	G2	99243
		CLIN	IN	G1	99243
		CLIN	IN	G1	DELTA
		CLIN	OUT	G1	DELTA
		CLIN	OUT	G1x	99243
C 1	99245	ADMIN	IN	G2	99243
		ADMIN	OUT	G2	99243
		CLIN	IN	G1	99243
		CLIN	IN	G1	DELTA
		CLIN	OUT	G1	DELTA
		CLIN	OUT	G1x	99243

Data Entry Log
CPEP 2

CPEP 3

CPEP 1: Integumentary and Physical Medicine
Data Entry Log

CPEP	PROCCODE	CLINADM	SITE	TIMECAT	SERVREF
C 1	99311	ADMIN	OUT	G2	99312
		CLIN	OUT	G1	99312
C 1	99313	ADMIN	OUT	G2	99312
		CLIN	OUT	G1	99312
C 1	99354	ADMIN	IN	G2	99213
		ADMIN	OUT	G2x	99213
		CLIN	IN	G1	99213
		CLIN	IN	G1	DELTA
C 1	99355	ADMIN	IN	G2	99213
		CLIN	IN	G1	99213
		CLIN	IN	G1	DELTA
C 1	99381	ADMIN	IN	G2	99203
		CLIN	IN	G1	99203
C 1	99382	ADMIN	IN	G2	99203
		CLIN	IN	G1	99203
C 1	99383	ADMIN	IN	G2	99203
		CLIN	IN	G1	99203
C 1	99384	ADMIN	IN	G2	99203
		CLIN	IN	G1	99203
C 1	99385	ADMIN	IN	G2	99203
		CLIN	IN	G1	99203
C 1	99386	ADMIN	IN	G2	99203
		CLIN	IN	G1	99203
		CLIN	IN	G1	DELTA
C 1	99387	ADMIN	IN	G2	99203
		CLIN	IN	G1	99203
		CLIN	IN	G1	DELTA
C 1	99391	ADMIN	IN	G2	99213
		CLIN	IN	G1	99213
		CLIN	IN	G1	DELTA
C 1	99392	ADMIN	IN	G2	99213
		CLIN	IN	G1	99213
		CLIN	IN	G1	DELTA
C 1	99393	ADMIN	IN	G2	99213
		CLIN	IN	G1	99213
		CLIN	IN	G1	DELTA
C 1	99394	ADMIN	IN	G2	99213
		CLIN	IN	G1	99213
		CLIN	IN	G1	DELTA
C 1	99395	ADMIN	IN	G2	99213
		CLIN	IN	G1	99213
		CLIN	IN	G1	DELTA
C 1	99396	ADMIN	IN	G2	99213
		CLIN	IN	G1	99213
		CLIN	IN	G1	DELTA
C 1	99397	ADMIN	IN	G2	99213
		CLIN	IN	G1	99213
		CLIN	IN	G1	DELTA
C 1	99401	ADMIN	IN	G2	99213
		CLIN	IN	G1	99213
		CLIN	IN	G1	DELTA

CPEP 1: Integumentary and Physical Medicine
Data Entry Log

CPEP	PROCCODE	CLINADM	SITE	TIMECAT	SERVREF
C 1	99402	ADMIN	IN	G2	99213
		CLIN	IN	G1	99213
		CLIN	IN	G1	DELTA
C 1	99403	ADMIN	IN	G2	99213
		CLIN	IN	G1	99213
		CLIN	IN	G1	DELTA
C 1	99404	ADMIN	IN	G2	99213
		CLIN	IN	G1	99213
		CLIN	IN	G1	DELTA
C 1	99432	ADMIN	OUT	G2x	99203
		CLIN	OUT	G1	DELTA
		CLIN	OUT	G1x	99203
C 1	A2000	ADMIN	IN	G2	97110
		CLIN	IN	G1	97110
		CLIN	IN	G1	DELTA
C 1	M0101	ADMIN	IN	G2	17000
		ADMIN	IN	G2x	17000
		ADMIN	OUT	G2	17000
		CLIN	IN	G1	17000
		CLIN	IN	G1	DELTA
		CLIN	IN	G1x	17000
C 1	Q0103	ADMIN	IN	G2	97110
		ADMIN	IN	G2x	Q0109
		CLIN	IN	G1	97110
		CLIN	IN	G1	DELTA
		CLIN	IN	G1x	Q0109
C 1	Q0104	ADMIN	IN	G2	97110
		ADMIN	IN	G2x	Q0109
		CLIN	IN	G1	97110
		CLIN	IN	G1	DELTA
		CLIN	IN	G1x	Q0109
C 1	Q0110	ADMIN	IN	G2	Q0109
		CLIN	IN	G1	Q0109

Data Entry Log
CPEP 2

Data Entry Log
CPEP 3



Data Entry Log
CPEP 2

Data Entry Log
CPEP 3



**Data Entry Log
(SERVPT)**

- CPEP:** The Clinical Practice Expert Panel (abbreviated CPEP) that provided the estimates for the associated service.
- PROCCODE:** The HCFA Common Procedure Coding System (HCPCS) Code for the specified service.
- CLINADM:** This identifies the record as referring either to clinical staff time (CLIN) or administrative staff time (ADMIN).
- SITE:** This identifies whether the service that is being referenced was profiled in-office (IN) or out-of-office (OUT).
- TIMECAT:** This identifies the labor time category for which the reference service was used.
- SERVREF:** HCPCS Code for the service to which the CPEP referred, in developing estimates.



CPEP 2: Male Genital and Urinary
Data Entry Log

CPEP	PROCCODE	CLINADM	SITE	TIMECAT	SERVREF
C 2	37788	ADMIN	OUT	G2	54332
		ADMIN	OUT	G2x	54332
		CLIN	OUT	G0	54332
		CLIN	OUT	G0	DELTA
		CLIN	OUT	G1	54332
		CLIN	OUT	G1x	54332
C 2	37790	ADMIN	OUT	G2	54332
		ADMIN	OUT	G2x	54332
		CLIN	OUT	G0	54332
		CLIN	OUT	G0	DELTA
		CLIN	OUT	G1	54332
		CLIN	OUT	G1x	54332
C 2	50010	ADMIN	OUT	G2	50230
		ADMIN	OUT	G2x	50230
		CLIN	OUT	G0	50230
		CLIN	OUT	G1	50230
		CLIN	OUT	G1x	50230
C 2	50020	ADMIN	OUT	G2	50230
		ADMIN	OUT	G2x	50230
		ADMIN	OUT	G2x	DELTA
		CLIN	OUT	G0	50230
		CLIN	OUT	G1	50230
		CLIN	OUT	G1	DELTA
		CLIN	OUT	G1x	50230
		CLIN	OUT	G1x	DELTA
C 2	50040	ADMIN	OUT	G2	50230
		ADMIN	OUT	G2x	50230
		ADMIN	OUT	G2x	DELTA
		CLIN	OUT	G0	50230
		CLIN	OUT	G1	50230
		CLIN	OUT	G1	DELTA
		CLIN	OUT	G1x	50230
		CLIN	OUT	G1x	DELTA
C 2	50045	ADMIN	OUT	G2	50230
		ADMIN	OUT	G2x	50230
		CLIN	OUT	G0	50230
		CLIN	OUT	G1	50230
		CLIN	OUT	G1x	50230
C 2	50060	ADMIN	OUT	G2	50230
		ADMIN	OUT	G2x	50230
		CLIN	OUT	G0	50230
		CLIN	OUT	G1	50230
		CLIN	OUT	G1x	50230
C 2	50065	ADMIN	OUT	G2	50230
		ADMIN	OUT	G2x	50230
		CLIN	OUT	G0	50230
		CLIN	OUT	G1	50230
		CLIN	OUT	G1x	50230
C 2	50070	ADMIN	OUT	G2	50230
		ADMIN	OUT	G2x	50230
		CLIN	OUT	G0	50230
		CLIN	OUT	G1	50230
		CLIN	OUT	G1x	50230
C 2	50075	ADMIN	OUT	G2	50230
		ADMIN	OUT	G2x	50230
		CLIN	OUT	G0	50230
		CLIN	OUT	G1	50230
		CLIN	OUT	G1x	50230

CPEP 2: Male Genital and Urinary
Data Entry Log

CPEP	PROCCODE	CLINADM	SITE	TIMECAT	SERVREF
C 2	50080	ADMIN	OUT	G2	50230
		ADMIN	OUT	G2x	50230
		ADMIN	OUT	G2x	DELTA
		CLIN	OUT	G0	50230
		CLIN	OUT	G1	50230
		CLIN	OUT	G1	DELTA
		CLIN	OUT	G1x	50230
		CLIN	OUT	G1x	DELTA
C 2	50081	ADMIN	OUT	G2	50230
		ADMIN	OUT	G2x	50230
		ADMIN	OUT	G2x	DELTA
		CLIN	OUT	G0	50230
		CLIN	OUT	G1	50230
		CLIN	OUT	G1	DELTA
		CLIN	OUT	G1x	50230
		CLIN	OUT	G1x	DELTA
C 2	50100	ADMIN	OUT	G2	50230
		ADMIN	OUT	G2x	50230
		CLIN	OUT	G0	50230
		CLIN	OUT	G1	50230
		CLIN	OUT	G1x	50230
C 2	50120	ADMIN	OUT	G2	50230
		ADMIN	OUT	G2x	50230
		CLIN	OUT	G0	50230
		CLIN	OUT	G1	50230
		CLIN	OUT	G1x	50230
C 2	50125	ADMIN	OUT	G2	50230
		ADMIN	OUT	G2x	50230
		CLIN	OUT	G0	50230
		CLIN	OUT	G1	50230
		CLIN	OUT	G1x	50230
C 2	50130	ADMIN	OUT	G2	50230
		ADMIN	OUT	G2x	50230
		CLIN	OUT	G0	50230
		CLIN	OUT	G1	50230
		CLIN	OUT	G1x	50230
C 2	50135	ADMIN	OUT	G2	50230
		ADMIN	OUT	G2x	50230
		CLIN	OUT	G0	50230
		CLIN	OUT	G1	50230
		CLIN	OUT	G1x	50230
C 2	50200	ADMIN	OUT	G2	55700
		CLIN	OUT	G1	55700
C 2	50205	ADMIN	OUT	G2	50230
		ADMIN	OUT	G2x	50230
		CLIN	OUT	G0	50230
		CLIN	OUT	G1	50230
		CLIN	OUT	G1x	50230
C 2	50220	ADMIN	OUT	G2	50230
		ADMIN	OUT	G2x	50230
		CLIN	OUT	G0	50230
		CLIN	OUT	G1	50230
		CLIN	OUT	G1x	50230
C 2	50225	ADMIN	OUT	G2	50230
		ADMIN	OUT	G2x	50230
		CLIN	OUT	G0	50230
		CLIN	OUT	G1	50230
		CLIN	OUT	G1x	50230

CPEP 2: Male Genital and Urinary
Data Entry Log

CPEP	PROCCODE	CLINADM	SITE	TIMECAT	SERVREF
C 2	50234	ADMIN	OUT	G2	50230
		ADMIN	OUT	G2x	50230
		CLIN	OUT	G0	50230
		CLIN	OUT	G1	50230
		CLIN	OUT	G1x	50230
C 2	50236	ADMIN	OUT	G2	50230
		ADMIN	OUT	G2x	50230
		ADMIN	OUT	G2x	DELTA
		CLIN	OUT	G0	50230
		CLIN	OUT	G1	50230
		CLIN	OUT	G1	DELTA
		CLIN	OUT	G1x	50230
CLIN	OUT	G1x	DELTA		
C 2	50240	ADMIN	OUT	G2	50230
		ADMIN	OUT	G2x	50230
		ADMIN	OUT	G2x	DELTA
		CLIN	OUT	G0	50230
		CLIN	OUT	G1	50230
		CLIN	OUT	G1	DELTA
		CLIN	OUT	G1x	50230
CLIN	OUT	G1x	DELTA		
C 2	50280	ADMIN	OUT	G2	50230
		ADMIN	OUT	G2x	50230
		CLIN	OUT	G0	50230
		CLIN	OUT	G1	50230
		CLIN	OUT	G1x	50230
C 2	50290	ADMIN	OUT	G2	50230
		ADMIN	OUT	G2x	50230
		CLIN	OUT	G0	50230
		CLIN	OUT	G1	50230
		CLIN	OUT	G1x	50230
C 2	50320	ADMIN	OUT	G2	50230
		ADMIN	OUT	G2x	50230
		CLIN	OUT	G0	50230
		CLIN	OUT	G1	50230
		CLIN	OUT	G1x	50230
C 2	50340	ADMIN	OUT	G2	50230
		ADMIN	OUT	G2x	50230
		ADMIN	OUT	G2x	DELTA
		CLIN	OUT	G0	50230
		CLIN	OUT	G1	50230
		CLIN	OUT	G1	DELTA
		CLIN	OUT	G1x	50230
CLIN	OUT	G1x	DELTA		
C 2	50370	ADMIN	OUT	G2	50230
		ADMIN	OUT	G2x	50230
		ADMIN	OUT	G2x	DELTA
		CLIN	OUT	G0	50230
		CLIN	OUT	G1	50230
		CLIN	OUT	G1	DELTA
		CLIN	OUT	G1x	50230
CLIN	OUT	G1x	DELTA		
C 2	50380	ADMIN	OUT	G2	50230
		ADMIN	OUT	G2x	50230
		ADMIN	OUT	G2x	DELTA
		CLIN	OUT	G0	50230
		CLIN	OUT	G1	50230
		CLIN	OUT	G1	DELTA
		CLIN	OUT	G1x	50230
CLIN	OUT	G1x	DELTA		

CPEP 2: Male Genital and Urinary
Data Entry Log

CPEP	PROCCODE	CLINADM	SITE	TIMECAT	SERVREF
C 2	50390	ADMIN	OUT	G2	55700
		CLIN	OUT	G1	55700
C 2	50392	ADMIN	OUT	G2	52240
		CLIN	OUT	G1	52240
C 2	50393	ADMIN	OUT	G2	52240
		CLIN	OUT	G1	52240
C 2	50395	ADMIN	OUT	G2	52240
		CLIN	OUT	G1	52240
C 2	50396	ADMIN	OUT	G2	51726
		CLIN	OUT	G1	DELTA
C 2	50400	ADMIN	OUT	G2	50230
		ADMIN	OUT	G2x	50230
		CLIN	OUT	G0	50230
		CLIN	OUT	G1	50230
		CLIN	OUT	G1x	50230
C 2	50405	ADMIN	OUT	G2	50230
		ADMIN	OUT	G2x	50230
		CLIN	OUT	G0	50230
		CLIN	OUT	G1	50230
		CLIN	OUT	G1x	50230
C 2	50500	ADMIN	OUT	G2	50230
		ADMIN	OUT	G2x	50230
		CLIN	OUT	G0	50230
		CLIN	OUT	G1	50230
		CLIN	OUT	G1x	50230
C 2	50520	ADMIN	OUT	G2	50230
		ADMIN	OUT	G2x	50230
		ADMIN	OUT	G2x	DELTA
		CLIN	OUT	G0	50230
		CLIN	OUT	G1	50230
		CLIN	OUT	G1	DELTA
		CLIN	OUT	G1x	50230
CLIN	OUT	G1x	DELTA		
C 2	50525	ADMIN	OUT	G2	50230
		ADMIN	OUT	G2x	50230
		ADMIN	OUT	G2x	DELTA
		CLIN	OUT	G0	50230
		CLIN	OUT	G1	50230
		CLIN	OUT	G1	DELTA
		CLIN	OUT	G1x	50230
CLIN	OUT	G1x	DELTA		
C 2	50526	ADMIN	OUT	G2	50230
		ADMIN	OUT	G2x	50230
		ADMIN	OUT	G2x	DELTA
		CLIN	OUT	G0	50230
		CLIN	OUT	G1	50230
		CLIN	OUT	G1	DELTA
		CLIN	OUT	G1x	50230
CLIN	OUT	G1x	DELTA		
C 2	50540	ADMIN	OUT	G2	50230
		ADMIN	OUT	G2x	50230
		CLIN	OUT	G0	50230
		CLIN	OUT	G1	50230
		CLIN	OUT	G1x	50230

CPEP 2: Male Genital and Urinary
Data Entry Log

CPEP	PROCCODE	CLINADM	SITE	TIMECAT	SERVREF
C 2	50551	ADMIN	IN	G2	DELTA
		ADMIN	IN	G2x	52240
		ADMIN	OUT	G2	52240
		CLIN	IN	G1	DELTA
		CLIN	OUT	G1	52240
C 2	50553	ADMIN	IN	G2	DELTA
		ADMIN	IN	G2x	52240
		ADMIN	OUT	G2	52240
		CLIN	IN	G1	DELTA
		CLIN	OUT	G1	52240
C 2	50555	ADMIN	IN	G2	DELTA
		ADMIN	IN	G2x	52240
		ADMIN	OUT	G2	52240
		CLIN	IN	G1	DELTA
		CLIN	OUT	G1	52240
C 2	50557	ADMIN	IN	G2	DELTA
		ADMIN	IN	G2x	52240
		ADMIN	OUT	G2	52240
		CLIN	IN	G1	DELTA
		CLIN	OUT	G1	52240
C 2	50559	ADMIN	OUT	G2	52240
		CLIN	OUT	G1	52240
C 2	50561	ADMIN	IN	G2	DELTA
		ADMIN	IN	G2x	52240
		ADMIN	OUT	G2	52240
		CLIN	IN	G1	DELTA
		CLIN	OUT	G1	52240
C 2	50570	ADMIN	OUT	G2	52240
		ADMIN	OUT	G2	DELTA
		CLIN	OUT	G1	52240
C 2	50572	ADMIN	OUT	G2	52240
		ADMIN	OUT	G2	DELTA
		CLIN	OUT	G1	52240
C 2	50574	ADMIN	OUT	G2	52240
		ADMIN	OUT	G2	DELTA
		CLIN	OUT	G1	52240
C 2	50575	ADMIN	OUT	G2	52240
		ADMIN	OUT	G2	DELTA
		CLIN	OUT	G1	52240
C 2	50576	ADMIN	OUT	G2	52240
		ADMIN	OUT	G2	DELTA
		CLIN	OUT	G1	52240
C 2	50578	ADMIN	OUT	G2	52240
		ADMIN	OUT	G2	DELTA
		CLIN	OUT	G1	52240
C 2	50580	ADMIN	OUT	G2	52240
		ADMIN	OUT	G2	DELTA
		CLIN	OUT	G1	52240
C 2	50600	ADMIN	OUT	G2	55845
		ADMIN	OUT	G2x	55845
		CLIN	OUT	G0	55845
		CLIN	OUT	G0	DELTA
		CLIN	OUT	G1	55845
		CLIN	OUT	G1	DELTA
		CLIN	OUT	G1x	55845
		CLIN	OUT	G1x	DELTA

CPEP 2: Male Genital and Urinary
Data Entry Log

CPEP	PROCCODE	CLINADM	SITE	TIMECAT	SERVREF
C 2	50605	ADMIN	OUT	G2	55845
		ADMIN	OUT	G2x	55845
		CLIN	OUT	G0	55845
		CLIN	OUT	G0	DELTA
		CLIN	OUT	G1	55845
		CLIN	OUT	G1	DELTA
		CLIN	OUT	G1x	55845
		CLIN	OUT	G1x	DELTA
C 2	50610	ADMIN	OUT	G2	55845
		ADMIN	OUT	G2x	55845
		CLIN	OUT	G0	55845
		CLIN	OUT	G0	DELTA
		CLIN	OUT	G1	55845
		CLIN	OUT	G1	DELTA
		CLIN	OUT	G1x	55845
		CLIN	OUT	G1x	DELTA
C 2	50620	ADMIN	OUT	G2	55845
		ADMIN	OUT	G2x	55845
		CLIN	OUT	G0	55845
		CLIN	OUT	G0	DELTA
		CLIN	OUT	G1	55845
		CLIN	OUT	G1	DELTA
		CLIN	OUT	G1x	55845
		CLIN	OUT	G1x	DELTA
C 2	50630	ADMIN	OUT	G2	55845
		ADMIN	OUT	G2x	55845
		CLIN	OUT	G0	55845
		CLIN	OUT	G0	DELTA
		CLIN	OUT	G1	55845
		CLIN	OUT	G1	DELTA
		CLIN	OUT	G1x	55845
		CLIN	OUT	G1x	DELTA
C 2	50650	ADMIN	OUT	G2	55845
		ADMIN	OUT	G2x	55845
		CLIN	OUT	G0	55845
		CLIN	OUT	G1	55845
		CLIN	OUT	G1x	55845
C 2	50660	ADMIN	OUT	G2	55845
		ADMIN	OUT	G2x	55845
		CLIN	OUT	G0	55845
		CLIN	OUT	G1	55845
		CLIN	OUT	G1x	55845
C 2	50686	ADMIN	IN	G2	51726
		ADMIN	OUT	G2	51726
		CLIN	IN	G1	51726
		CLIN	IN	G1	DELTA
		CLIN	OUT	G1	DELTA
C 2	50700	ADMIN	OUT	G2	55845
		ADMIN	OUT	G2x	55845
		CLIN	OUT	G0	55845
		CLIN	OUT	G0	DELTA
		CLIN	OUT	G1	55845
		CLIN	OUT	G1	DELTA
		CLIN	OUT	G1x	55845
		CLIN	OUT	G1x	DELTA
C 2	50715	ADMIN	OUT	G2	55845
		ADMIN	OUT	G2x	55845
		CLIN	OUT	G0	55845
		CLIN	OUT	G1	55845
		CLIN	OUT	G1x	55845

CPEP 2: Male Genital and Urinary
Data Entry Log

CPEP	PROCCODE	CLINADM	SITE	TIMECAT	SERVREF
C 2	50722	ADMIN	OUT	G2	55845
		ADMIN	OUT	G2x	55845
		CLIN	OUT	G0	55845
		CLIN	OUT	G0	DELTA
		CLIN	OUT	G1	55845
		CLIN	OUT	G1	DELTA
		CLIN	OUT	G1x	55845
		CLIN	OUT	G1x	DELTA
C 2	50725	ADMIN	OUT	G2	55845
		ADMIN	OUT	G2x	55845
		CLIN	OUT	G0	55845
		CLIN	OUT	G0	DELTA
		CLIN	OUT	G1	55845
		CLIN	OUT	G1	DELTA
		CLIN	OUT	G1x	55845
		CLIN	OUT	G1x	DELTA
C 2	50727	ADMIN	OUT	G2	55845
		ADMIN	OUT	G2x	55845
		CLIN	OUT	G0	55845
		CLIN	OUT	G0	DELTA
		CLIN	OUT	G1	55845
		CLIN	OUT	G1	DELTA
		CLIN	OUT	G1x	55845
		CLIN	OUT	G1x	DELTA
C 2	50728	ADMIN	OUT	G2	55845
		ADMIN	OUT	G2x	55845
		CLIN	OUT	G0	55845
		CLIN	OUT	G1	55845
		CLIN	OUT	G1x	55845
		CLIN	OUT	G1x	55845
C 2	50740	ADMIN	OUT	G2	55845
		ADMIN	OUT	G2x	55845
		CLIN	OUT	G0	55845
		CLIN	OUT	G0	DELTA
		CLIN	OUT	G1	55845
		CLIN	OUT	G1	DELTA
		CLIN	OUT	G1x	55845
		CLIN	OUT	G1x	DELTA
C 2	50750	ADMIN	OUT	G2	55845
		ADMIN	OUT	G2x	55845
		CLIN	OUT	G0	55845
		CLIN	OUT	G1	55845
		CLIN	OUT	G1x	55845
		CLIN	OUT	G1x	55845
C 2	50760	ADMIN	OUT	G2	55845
		ADMIN	OUT	G2x	55845
		CLIN	OUT	G0	55845
		CLIN	OUT	G1	55845
		CLIN	OUT	G1x	55845
		CLIN	OUT	G1x	55845
C 2	50770	ADMIN	OUT	G2	55845
		ADMIN	OUT	G2x	55845
		CLIN	OUT	G0	55845
		CLIN	OUT	G1	55845
		CLIN	OUT	G1x	55845
		CLIN	OUT	G1x	55845
C 2	50780	ADMIN	OUT	G2	55845
		ADMIN	OUT	G2x	55845
		CLIN	OUT	G0	55845
		CLIN	OUT	G1	55845
		CLIN	OUT	G1x	55845
		CLIN	OUT	G1x	55845

CPEP 4
 CPEP 5
 CPEP 6
 CPEP 7
 Data Entry Log
 CPEP 3

CPEP 2: Male Genital and Urinary
Data Entry Log

CPEP	PROCCODE	CLINADM	SITE	TIMECAT	SERVREF
C 2	50782	ADMIN	OUT	G2	55845
		ADMIN	OUT	G2x	55845
		CLIN	OUT	G0	55845
		CLIN	OUT	G1	55845
		CLIN	OUT	G1x	55845
C 2	50783	ADMIN	OUT	G2	55845
		ADMIN	OUT	G2x	55845
		CLIN	OUT	G0	55845
		CLIN	OUT	G1	55845
		CLIN	OUT	G1x	55845
C 2	50785	ADMIN	OUT	G2	55845
		ADMIN	OUT	G2x	55845
		CLIN	OUT	G0	55845
		CLIN	OUT	G1	55845
		CLIN	OUT	G1x	55845
C 2	50800	ADMIN	OUT	G2	55845
		ADMIN	OUT	G2x	55845
		CLIN	OUT	G0	55845
		CLIN	OUT	G0	DELTA
		CLIN	OUT	G1	55845
		CLIN	OUT	G1	DELTA
		CLIN	OUT	G1x	55845
CLIN	OUT	G1x	DELTA		
C 2	50810	ADMIN	OUT	G2	55845
		ADMIN	OUT	G2x	55845
		CLIN	OUT	G0	55845
		CLIN	OUT	G0	DELTA
		CLIN	OUT	G1	55845
		CLIN	OUT	G1	DELTA
		CLIN	OUT	G1x	55845
CLIN	OUT	G1x	DELTA		
C 2	50815	ADMIN	OUT	G2	55845
		ADMIN	OUT	G2x	55845
		CLIN	OUT	G0	55845
		CLIN	OUT	G0	DELTA
		CLIN	OUT	G1	55845
		CLIN	OUT	G1	DELTA
		CLIN	OUT	G1x	55845
CLIN	OUT	G1x	DELTA		
C 2	50820	ADMIN	OUT	G2	55845
		ADMIN	OUT	G2x	55845
		CLIN	OUT	G0	55845
		CLIN	OUT	G0	DELTA
		CLIN	OUT	G1	55845
		CLIN	OUT	G1	DELTA
		CLIN	OUT	G1x	55845
CLIN	OUT	G1x	DELTA		
C 2	50825	ADMIN	OUT	G2	55845
		ADMIN	OUT	G2x	55845
		CLIN	OUT	G0	55845
		CLIN	OUT	G0	DELTA
		CLIN	OUT	G1	55845
		CLIN	OUT	G1	DELTA
		CLIN	OUT	G1x	55845
CLIN	OUT	G1x	DELTA		

CPEP 2: Male Genital and Urinary
Data Entry Log

CPEP	PROCCODE	CLINADM	SITE	TIMECAT	SERVREF
C 2	50830	ADMIN	OUT	G2	55845
		ADMIN	OUT	G2x	55845
		CLIN	OUT	G0	55845
		CLIN	OUT	G0	DELTA
		CLIN	OUT	G1	55845
		CLIN	OUT	G1	DELTA
		CLIN	OUT	G1x	55845
C 2	50840	ADMIN	OUT	G2	55845
		ADMIN	OUT	G2x	55845
		CLIN	OUT	G0	55845
		CLIN	OUT	G0	DELTA
		CLIN	OUT	G1	55845
		CLIN	OUT	G1	DELTA
		CLIN	OUT	G1x	55845
C 2	50860	ADMIN	OUT	G2	55845
		ADMIN	OUT	G2x	55845
		CLIN	OUT	G0	55845
		CLIN	OUT	G1	55845
		CLIN	OUT	G1x	55845
C 2	50900	ADMIN	OUT	G2	55845
		ADMIN	OUT	G2x	55845
		CLIN	OUT	G0	55845
		CLIN	OUT	G0	DELTA
		CLIN	OUT	G1	55845
		CLIN	OUT	G1	DELTA
		CLIN	OUT	G1x	55845
C 2	50920	ADMIN	OUT	G2	55845
		ADMIN	OUT	G2x	55845
		CLIN	OUT	G0	55845
		CLIN	OUT	G0	DELTA
		CLIN	OUT	G1	55845
		CLIN	OUT	G1	DELTA
		CLIN	OUT	G1x	55845
C 2	50930	ADMIN	OUT	G2	55845
		ADMIN	OUT	G2x	55845
		CLIN	OUT	G0	55845
		CLIN	OUT	G0	DELTA
		CLIN	OUT	G1	55845
		CLIN	OUT	G1	DELTA
		CLIN	OUT	G1x	55845
C 2	50940	ADMIN	OUT	G2	55845
		ADMIN	OUT	G2x	55845
		CLIN	OUT	G0	55845
		CLIN	OUT	G0	DELTA
		CLIN	OUT	G1	55845
		CLIN	OUT	G1	DELTA
		CLIN	OUT	G1x	55845
C 2	50951	ADMIN	IN	G2	DELTA
		ADMIN	IN	G2x	52240
		ADMIN	OUT	G2	52240
		CLIN	IN	G1	DELTA
		CLIN	OUT	G1	52240

CPEP 4
 CPEP 5
 CPEP 6
 CPEP 7
 Data Entry Log
 CPEP 3

CPEP 2: Male Genital and Urinary
Data Entry Log

CPEP	PROCCODE	CLINADM	SITE	TIMECAT	SERVREF
C 2	50953	ADMIN	IN	G2	DELTA
		ADMIN	IN	G2x	52240
		ADMIN	OUT	G2	52240
		CLIN	IN	G1	DELTA
		CLIN	OUT	G1	52240
C 2	50955	ADMIN	IN	G2	DELTA
		ADMIN	IN	G2x	52240
		ADMIN	OUT	G2	52240
		CLIN	IN	G1	DELTA
		CLIN	OUT	G1	52240
C 2	50957	ADMIN	IN	G2	DELTA
		ADMIN	IN	G2x	52240
		ADMIN	OUT	G2	52240
		CLIN	IN	G1	DELTA
		CLIN	OUT	G1	52240
C 2	50959	ADMIN	OUT	G2	52240
		CLIN	OUT	G1	52240
C 2	50961	ADMIN	IN	G2	DELTA
		ADMIN	IN	G2x	52240
		ADMIN	OUT	G2	52240
		CLIN	IN	G1	DELTA
		CLIN	OUT	G1	52240
C 2	50970	ADMIN	OUT	G2	52240
		ADMIN	OUT	G2	DELTA
		CLIN	OUT	G1	52240
C 2	50972	ADMIN	OUT	G2	52240
		ADMIN	OUT	G2	DELTA
		CLIN	OUT	G1	52240
C 2	50974	ADMIN	OUT	G2	52240
		ADMIN	OUT	G2	DELTA
		CLIN	OUT	G1	52240
C 2	50976	ADMIN	OUT	G2	52240
		ADMIN	OUT	G2	DELTA
		CLIN	OUT	G1	52240
C 2	50978	ADMIN	OUT	G2	52240
		ADMIN	OUT	G2	DELTA
		CLIN	OUT	G1	52240
C 2	50980	ADMIN	OUT	G2	52240
		ADMIN	OUT	G2	DELTA
		CLIN	OUT	G1	52240
C 2	51000	ADMIN	IN	G2	53620
		ADMIN	OUT	G2	53620
		CLIN	IN	G1	53620
		CLIN	OUT	G1	53620
C 2	51005	ADMIN	IN	G2	53620
		ADMIN	OUT	G2	53620
		CLIN	IN	G1	53620
		CLIN	OUT	G1	53620
C 2	51010	ADMIN	IN	G2	53620
		ADMIN	OUT	G2	53620
		CLIN	IN	G1	DELTA
		CLIN	IN	G1x	DELTA
		CLIN	OUT	G1	DELTA
		CLIN	OUT	G1x	DELTA

CPEP 2: Male Genital and Urinary
Data Entry Log

CPEP	PROCCODE	CLINADM	SITE	TIMECAT	SERVREF
C 2	51020	ADMIN	OUT	G2	55845
		ADMIN	OUT	G2x	55845
		CLIN	OUT	G0	55845
		CLIN	OUT	G0	DELTA
		CLIN	OUT	G1	55845
		CLIN	OUT	G1	DELTA
		CLIN	OUT	G1x	55845
C 2	51030	ADMIN	OUT	G2	55845
		ADMIN	OUT	G2x	55845
		CLIN	OUT	G0	55845
		CLIN	OUT	G0	DELTA
		CLIN	OUT	G1	55845
		CLIN	OUT	G1	DELTA
		CLIN	OUT	G1x	55845
C 2	51040	ADMIN	OUT	G2	55845
		ADMIN	OUT	G2x	55845
		CLIN	OUT	G0	55845
		CLIN	OUT	G0	DELTA
		CLIN	OUT	G1	55845
		CLIN	OUT	G1	DELTA
		CLIN	OUT	G1x	55845
C 2	51045	ADMIN	OUT	G2	55845
		ADMIN	OUT	G2x	55845
		CLIN	OUT	G0	55845
		CLIN	OUT	G0	DELTA
		CLIN	OUT	G1	55845
		CLIN	OUT	G1	DELTA
		CLIN	OUT	G1x	55845
C 2	51050	ADMIN	OUT	G2	55845
		ADMIN	OUT	G2x	55845
		CLIN	OUT	G0	55845
		CLIN	OUT	G0	DELTA
		CLIN	OUT	G1	55845
		CLIN	OUT	G1	DELTA
		CLIN	OUT	G1x	55845
C 2	51060	ADMIN	OUT	G2	55845
		ADMIN	OUT	G2x	55845
		CLIN	OUT	G0	55845
		CLIN	OUT	G0	DELTA
		CLIN	OUT	G1	55845
		CLIN	OUT	G1	DELTA
		CLIN	OUT	G1x	55845
C 2	51065	ADMIN	OUT	G2	55845
		ADMIN	OUT	G2x	55845
		CLIN	OUT	G0	55845
		CLIN	OUT	G0	DELTA
		CLIN	OUT	G1	55845
		CLIN	OUT	G1	DELTA
		CLIN	OUT	G1x	55845
CLIN	OUT	G1x	DELTA		

CPEP 4
CPEP 3
CPEP 6
CPEP 3
Data Entry Log
CPEP 3

CPEP 2: Male Genital and Urinary
Data Entry Log

CPEP	PROCCODE	CLINADM	SITE	TIMECAT	SERVREF
C 2	51080	ADMIN	OUT	G2	55845
		ADMIN	OUT	G2x	55845
		CLIN	OUT	G0	55845
		CLIN	OUT	G0	DELTA
		CLIN	OUT	G1	55845
		CLIN	OUT	G1	DELTA
		CLIN	OUT	G1x	55845
		CLIN	OUT	G1x	DELTA
C 2	51500	ADMIN	OUT	G2	54520
		ADMIN	OUT	G2x	54520
		CLIN	OUT	G0	54520
		CLIN	OUT	G0	DELTA
		CLIN	OUT	G1	54520
		CLIN	OUT	G1	DELTA
		CLIN	OUT	G1x	54520
		CLIN	OUT	G1x	DELTA
C 2	51520	ADMIN	OUT	G2	55845
		ADMIN	OUT	G2x	55845
		CLIN	OUT	G0	55845
		CLIN	OUT	G0	DELTA
		CLIN	OUT	G1	55845
		CLIN	OUT	G1	DELTA
		CLIN	OUT	G1x	55845
		CLIN	OUT	G1x	DELTA
C 2	51525	ADMIN	OUT	G2	55845
		ADMIN	OUT	G2x	55845
		CLIN	OUT	G0	55845
		CLIN	OUT	G0	DELTA
		CLIN	OUT	G1	55845
		CLIN	OUT	G1	DELTA
		CLIN	OUT	G1x	55845
		CLIN	OUT	G1x	DELTA
C 2	51530	ADMIN	OUT	G2	55845
		ADMIN	OUT	G2x	55845
		CLIN	OUT	G0	55845
		CLIN	OUT	G0	DELTA
		CLIN	OUT	G1	55845
		CLIN	OUT	G1	DELTA
		CLIN	OUT	G1x	55845
		CLIN	OUT	G1x	DELTA
C 2	51535	ADMIN	OUT	G2	55845
		ADMIN	OUT	G2x	55845
		CLIN	OUT	G0	55845
		CLIN	OUT	G0	DELTA
		CLIN	OUT	G1	55845
		CLIN	OUT	G1	DELTA
		CLIN	OUT	G1x	55845
		CLIN	OUT	G1x	DELTA
C 2	51550	ADMIN	OUT	G2	55845
		ADMIN	OUT	G2x	55845
		CLIN	OUT	G0	55845
		CLIN	OUT	G0	DELTA
		CLIN	OUT	G1	55845
		CLIN	OUT	G1	DELTA
		CLIN	OUT	G1x	55845
		CLIN	OUT	G1x	DELTA
C 2	51555	ADMIN	OUT	G2	55845
		ADMIN	OUT	G2x	55845
		CLIN	OUT	G0	55845
		CLIN	OUT	G1	55845
		CLIN	OUT	G1x	55845

CPEP 2: Male Genital and Urinary
Data Entry Log

CPEP	PROCCODE	CLINADM	SITE	TIMECAT	SERVREF
C 2	51565	ADMIN	OUT	G2	55845
		ADMIN	OUT	G2x	55845
		CLIN	OUT	G0	55845
		CLIN	OUT	G1	55845
		CLIN	OUT	G1x	55845
C 2	51570	ADMIN	OUT	G2	55845
		ADMIN	OUT	G2x	55845
		CLIN	OUT	G0	55845
		CLIN	OUT	G0	DELTA
		CLIN	OUT	G1	55845
		CLIN	OUT	G1	DELTA
		CLIN	OUT	G1x	55845
CLIN	OUT	G1x	DELTA		
C 2	51575	ADMIN	OUT	G2	55845
		ADMIN	OUT	G2x	55845
		CLIN	OUT	G0	55845
		CLIN	OUT	G0	DELTA
		CLIN	OUT	G1	55845
		CLIN	OUT	G1	DELTA
		CLIN	OUT	G1x	55845
CLIN	OUT	G1x	DELTA		
C 2	51580	ADMIN	OUT	G2	55845
		ADMIN	OUT	G2x	55845
		CLIN	OUT	G0	55845
		CLIN	OUT	G0	DELTA
		CLIN	OUT	G1	55845
		CLIN	OUT	G1	DELTA
		CLIN	OUT	G1x	55845
CLIN	OUT	G1x	DELTA		
C 2	51585	ADMIN	OUT	G2	55845
		ADMIN	OUT	G2x	55845
		CLIN	OUT	G0	55845
		CLIN	OUT	G0	DELTA
		CLIN	OUT	G1	55845
		CLIN	OUT	G1	DELTA
		CLIN	OUT	G1x	55845
CLIN	OUT	G1x	DELTA		
C 2	51590	ADMIN	OUT	G2	55845
		ADMIN	OUT	G2x	55845
		CLIN	OUT	G0	55845
		CLIN	OUT	G0	DELTA
		CLIN	OUT	G1	55845
		CLIN	OUT	G1	DELTA
		CLIN	OUT	G1x	55845
CLIN	OUT	G1x	DELTA		
C 2	51595	ADMIN	OUT	G2	55845
		ADMIN	OUT	G2x	55845
		CLIN	OUT	G0	55845
		CLIN	OUT	G0	DELTA
		CLIN	OUT	G1	55845
		CLIN	OUT	G1	DELTA
		CLIN	OUT	G1x	55845
CLIN	OUT	G1x	DELTA		
C 2	51596	ADMIN	OUT	G2	55845
		ADMIN	OUT	G2x	55845
		CLIN	OUT	G0	55845
		CLIN	OUT	G0	DELTA
		CLIN	OUT	G1	55845
		CLIN	OUT	G1	DELTA
		CLIN	OUT	G1x	55845
CLIN	OUT	G1x	DELTA		

CPEP 4
CPEP 3
CPEP 6
CPEP 3
Data Entry Log
CPEP 3

CPEP 2: Male Genital and Urinary
Data Entry Log

CPEP	PROCCODE	CLINADM	SITE	TIMECAT	SERVREF
C 2	51597	ADMIN	OUT	G2	55845
		ADMIN	OUT	G2x	55845
		CLIN	OUT	G0	55845
		CLIN	OUT	G0	DELTA
		CLIN	OUT	G1	55845
		CLIN	OUT	G1	DELTA
		CLIN	OUT	G1x	55845
		CLIN	OUT	G1x	DELTA
C 2	51700	ADMIN	IN	G2	53670
		ADMIN	OUT	G2	53670
		CLIN	IN	G1	53670
		CLIN	OUT	G1	53670
C 2	51715	ADMIN	IN	G2	DELTA
		ADMIN	IN	G2x	52240
		ADMIN	OUT	G2	52240
		CLIN	IN	G1	DELTA
		CLIN	OUT	G1	52240
C 2	51720	ADMIN	IN	G2	53620
		ADMIN	IN	G2	DELTA
		ADMIN	OUT	G2	53620
		ADMIN	OUT	G2	DELTA
		CLIN	IN	G1	53620
		CLIN	IN	G1	DELTA
		CLIN	OUT	G1	53620
		CLIN	OUT	G1	DELTA
C 2	51725	ADMIN	IN	G2	51726
		ADMIN	OUT	G2	51726
		CLIN	IN	G1	51726
		CLIN	OUT	G1	DELTA
C 2	51736	ADMIN	IN	G2	51726
		ADMIN	OUT	G2	51726
		CLIN	IN	G1	51726
		CLIN	IN	G1	DELTA
C 2	51741	ADMIN	IN	G2	51726
		ADMIN	OUT	G2	51726
		CLIN	IN	G1	51726
C 2	51772	ADMIN	IN	G2	51726
		ADMIN	OUT	G2	51726
		CLIN	IN	G1	51726
		CLIN	OUT	G1	DELTA
C 2	51784	ADMIN	IN	G2	51726
		ADMIN	OUT	G2	51726
		CLIN	IN	G1	51726
		CLIN	OUT	G1	DELTA
C 2	51785	ADMIN	IN	G2	51726
		ADMIN	OUT	G2	51726
		CLIN	IN	G1	51726
		CLIN	OUT	G1	DELTA
C 2	51792	ADMIN	IN	G2	51726
		ADMIN	OUT	G2	51726
		CLIN	IN	G1	51726
		CLIN	OUT	G1	DELTA
C 2	51797	ADMIN	IN	G2	51726
		ADMIN	OUT	G2	51726
		CLIN	IN	G1	51726
		CLIN	OUT	G1	DELTA

CPEP 2: Male Genital and Urinary
Data Entry Log

CPEP	PROCCODE	CLINADM	SITE	TIMECAT	SERVREF
C 2	51800	ADMIN	OUT	G2	55845
		ADMIN	OUT	G2x	55845
		CLIN	OUT	G0	55845
		CLIN	OUT	G0	DELTA
		CLIN	OUT	G1	55845
		CLIN	OUT	G1	DELTA
		CLIN	OUT	G1x	55845
		CLIN	OUT	G1x	DELTA
C 2	51820	ADMIN	OUT	G2	55845
		ADMIN	OUT	G2x	55845
		CLIN	OUT	G0	55845
		CLIN	OUT	G1	55845
		CLIN	OUT	G1x	55845
C 2	51840	ADMIN	OUT	G2	55845
		ADMIN	OUT	G2x	55845
		CLIN	OUT	G0	55845
		CLIN	OUT	G0	DELTA
		CLIN	OUT	G1	55845
		CLIN	OUT	G1	DELTA
		CLIN	OUT	G1x	55845
		CLIN	OUT	G1x	DELTA
C 2	51841	ADMIN	OUT	G2	55845
		ADMIN	OUT	G2x	55845
		CLIN	OUT	G0	55845
		CLIN	OUT	G0	DELTA
		CLIN	OUT	G1	55845
		CLIN	OUT	G1	DELTA
		CLIN	OUT	G1x	55845
		CLIN	OUT	G1x	DELTA
C 2	51845	ADMIN	OUT	G2	55845
		ADMIN	OUT	G2x	55845
		CLIN	OUT	G0	55845
		CLIN	OUT	G0	DELTA
		CLIN	OUT	G1	55845
		CLIN	OUT	G1	DELTA
		CLIN	OUT	G1x	55845
		CLIN	OUT	G1x	DELTA
C 2	51860	ADMIN	OUT	G2	55845
		ADMIN	OUT	G2x	55845
		CLIN	OUT	G0	55845
		CLIN	OUT	G0	DELTA
		CLIN	OUT	G1	55845
		CLIN	OUT	G1	DELTA
		CLIN	OUT	G1x	55845
		CLIN	OUT	G1x	DELTA
C 2	51865	ADMIN	OUT	G2	55845
		ADMIN	OUT	G2x	55845
		CLIN	OUT	G0	55845
		CLIN	OUT	G0	DELTA
		CLIN	OUT	G1	55845
		CLIN	OUT	G1	DELTA
		CLIN	OUT	G1x	55845
		CLIN	OUT	G1x	DELTA
C 2	51880	ADMIN	OUT	G2	55845
		ADMIN	OUT	G2x	55845
		CLIN	OUT	G0	55845
		CLIN	OUT	G0	DELTA
		CLIN	OUT	G1	55845
		CLIN	OUT	G1	DELTA
		CLIN	OUT	G1x	55845
		CLIN	OUT	G1x	DELTA

CPEP 4
CPEP 3
CPEP 6
CPEP 1
Data Entry Log
CPEP 3

CPEP 2: Male Genital and Urinary
Data Entry Log

CPEP	PROCCODE	CLINADM	SITE	TIMECAT	SERVREF
C 2	51900	ADMIN	OUT	G2	55845
		ADMIN	OUT	G2x	55845
		CLIN	OUT	G0	55845
		CLIN	OUT	G1	55845
		CLIN	OUT	G1x	55845
C 2	51920	ADMIN	OUT	G2	55845
		ADMIN	OUT	G2x	55845
		CLIN	OUT	G0	55845
		CLIN	OUT	G0	DELTA
		CLIN	OUT	G1	55845
		CLIN	OUT	G1	DELTA
		CLIN	OUT	G1x	55845
CLIN	OUT	G1x	DELTA		
C 2	51940	ADMIN	OUT	G2	55845
		ADMIN	OUT	G2x	55845
		CLIN	OUT	G0	55845
		CLIN	OUT	G0	DELTA
		CLIN	OUT	G1	55845
		CLIN	OUT	G1	DELTA
		CLIN	OUT	G1x	55845
CLIN	OUT	G1x	DELTA		
C 2	51960	ADMIN	OUT	G2	55845
		ADMIN	OUT	G2x	55845
		CLIN	OUT	G0	55845
		CLIN	OUT	G0	DELTA
		CLIN	OUT	G1	55845
		CLIN	OUT	G1	DELTA
		CLIN	OUT	G1x	55845
CLIN	OUT	G1x	DELTA		
C 2	51980	ADMIN	OUT	G2	55845
		ADMIN	OUT	G2x	55845
		CLIN	OUT	G0	55845
		CLIN	OUT	G0	DELTA
		CLIN	OUT	G1	55845
		CLIN	OUT	G1	DELTA
		CLIN	OUT	G1x	55845
CLIN	OUT	G1x	DELTA		
C 2	52007	ADMIN	OUT	G2	52005
		CLIN	OUT	G1	52005
C 2	52010	ADMIN	IN	G2	52005
		ADMIN	OUT	G2	52005
		CLIN	IN	G1	52005
		CLIN	IN	G1	DELTA
		CLIN	OUT	G1	52005
C 2	52204	ADMIN	IN	G2	52005
		ADMIN	OUT	G2	52005
		CLIN	IN	G1	52005
		CLIN	OUT	G1	52005
C 2	52214	ADMIN	IN	G2	52005
		ADMIN	OUT	G2	52005
		CLIN	IN	G1	52005
		CLIN	OUT	G1	52005
C 2	52224	ADMIN	IN	G2	52005
		ADMIN	OUT	G2	52005
		CLIN	IN	G1	52005
		CLIN	OUT	G1	52005

CPEP 2: Male Genital and Urinary
Data Entry Log

CPEP	PROCCODE	CLINADM	SITE	TIMECAT	SERVREF
C 2	52234	ADMIN	IN	G2	DELTA
		ADMIN	IN	G2x	52240
		ADMIN	OUT	G2	52240
		CLIN	IN	G1	DELTA
		CLIN	OUT	G1	52240
C 2	52235	ADMIN	IN	G2	DELTA
		ADMIN	IN	G2x	52240
		ADMIN	OUT	G2	52240
		CLIN	IN	G1	DELTA
		CLIN	OUT	G1	52240
C 2	52250	ADMIN	OUT	G2	52240
		CLIN	OUT	G1	52240
C 2	52260	ADMIN	OUT	G2	52005
		CLIN	OUT	G1	52005
		CLIN	OUT	G1	DELTA
C 2	52265	ADMIN	IN	G2	52000
		ADMIN	OUT	G2	52000
		CLIN	IN	G1	52000
		CLIN	IN	G1	DELTA
		CLIN	OUT	G1	52000
C 2	52270	ADMIN	IN	G2	52005
		ADMIN	OUT	G2	52005
		CLIN	IN	G1	52005
		CLIN	IN	G1	DELTA
		CLIN	OUT	G1	52005
		CLIN	OUT	G1	DELTA
C 2	52275	ADMIN	IN	G2	52005
		ADMIN	OUT	G2	52005
		CLIN	IN	G1	52005
		CLIN	IN	G1	DELTA
		CLIN	OUT	G1	52005
		CLIN	OUT	G1	DELTA
C 2	52276	ADMIN	OUT	G2	52005
		CLIN	OUT	G1	52005
		CLIN	OUT	G1	DELTA
C 2	52277	ADMIN	OUT	G2	52240
		CLIN	OUT	G1	52240
C 2	52281	ADMIN	IN	G2	52000
		ADMIN	OUT	G2	52000
		CLIN	IN	G1	52000
		CLIN	IN	G1	DELTA
		CLIN	OUT	G1	52000
C 2	52283	ADMIN	IN	G2	52005
		ADMIN	OUT	G2	52005
		CLIN	IN	G1	52005
		CLIN	IN	G1	DELTA
		CLIN	OUT	G1	52005
C 2	52285	ADMIN	IN	G2	52000
		ADMIN	OUT	G2	52000
		CLIN	IN	G1	52000
		CLIN	IN	G1	DELTA
		CLIN	OUT	G1	52000
C 2	52290	ADMIN	OUT	G2	52005
		CLIN	OUT	G1	52005
C 2	52300	ADMIN	OUT	G2	52005
		CLIN	OUT	G1	52005

CPEP 2: Male Genital and Urinary
Data Entry Log

CPEP	PROCCODE	CLINADM	SITE	TIMECAT	SERVREF
C 2	52305	ADMIN	OUT	G2	52005
		CLIN	OUT	G1	52005
C 2	52310	ADMIN	IN	G2	52005
		ADMIN	OUT	G2	52005
		CLIN	IN	G1	52005
		CLIN	OUT	G1	52005
C 2	52315	ADMIN	IN	G2	52005
		ADMIN	OUT	G2	52005
		CLIN	IN	G1	52005
		CLIN	IN	G1	DELTA
		CLIN	OUT	G1	52005
C 2	52317	ADMIN	IN	G2	DELTA
		ADMIN	IN	G2x	52240
		ADMIN	OUT	G2	52240
		CLIN	IN	G1	DELTA
		CLIN	OUT	G1	52240
C 2	52318	ADMIN	OUT	G2	52240
		CLIN	OUT	G1	52240
C 2	52320	ADMIN	OUT	G2	52240
		CLIN	OUT	G1	52240
C 2	52325	ADMIN	OUT	G2	52240
		CLIN	OUT	G1	52240
C 2	52327	ADMIN	OUT	G2	52005
		CLIN	OUT	G1	52005
C 2	52330	ADMIN	IN	G2	DELTA
		ADMIN	IN	G2x	52240
		ADMIN	OUT	G2	52240
		CLIN	IN	G1	DELTA
		CLIN	OUT	G1	52240
C 2	52332	ADMIN	IN	G2	DELTA
		ADMIN	IN	G2x	52240
		ADMIN	OUT	G2	52240
		CLIN	IN	G1	DELTA
		CLIN	OUT	G1	52240
C 2	52334	ADMIN	OUT	G2	52240
		CLIN	OUT	G1	52240
C 2	52335	ADMIN	OUT	G2	52240
		CLIN	OUT	G1	52240
C 2	52336	ADMIN	OUT	G2	52240
		CLIN	OUT	G1	52240
C 2	52337	ADMIN	OUT	G2	52240
		CLIN	OUT	G1	52240
C 2	52338	ADMIN	OUT	G2	52240
		CLIN	OUT	G1	52240
C 2	52339	ADMIN	OUT	G2	52240
		CLIN	OUT	G1	52240
C 2	52340	ADMIN	OUT	G2	52601
		ADMIN	OUT	G2	DELTA
		ADMIN	OUT	G2x	52601
		ADMIN	OUT	G2x	DELTA

CPEP 2: Male Genital and Urinary
Data Entry Log

CPEP	PROCCODE	CLINADM	SITE	TIMECAT	SERVREF
		CLIN	OUT	G0	52601
		CLIN	OUT	G0	DELTA
		CLIN	OUT	G1	52601
		CLIN	OUT	G1	DELTA
		CLIN	OUT	G1x	52601
		CLIN	OUT	G1x	DELTA
C 2	52450	ADMIN	OUT	G2	52601
		ADMIN	OUT	G2x	52601
		CLIN	OUT	G0	52601
		CLIN	OUT	G1	52601
		CLIN	OUT	G1x	52601
C 2	52500	ADMIN	OUT	G2	52601
		ADMIN	OUT	G2x	52601
		CLIN	OUT	G0	52601
		CLIN	OUT	G1	52601
		CLIN	OUT	G1x	52601
C 2	52510	ADMIN	OUT	G2	52601
		ADMIN	OUT	G2x	52601
		CLIN	OUT	G0	52601
		CLIN	OUT	G1	52601
		CLIN	OUT	G1x	52601
C 2	52606	ADMIN	OUT	G2	52601
		ADMIN	OUT	G2x	52601
		CLIN	OUT	G0	52601
		CLIN	OUT	G1	52601
		CLIN	OUT	G1x	52601
C 2	52612	ADMIN	OUT	G2	52601
		ADMIN	OUT	G2x	52601
		CLIN	OUT	G0	52601
		CLIN	OUT	G1	52601
		CLIN	OUT	G1x	52601
C 2	52614	ADMIN	OUT	G2	52601
		ADMIN	OUT	G2x	52601
		CLIN	OUT	G0	52601
		CLIN	OUT	G1	52601
		CLIN	OUT	G1x	52601
C 2	52620	ADMIN	OUT	G2	52601
		ADMIN	OUT	G2x	52601
		CLIN	OUT	G0	52601
		CLIN	OUT	G1	52601
		CLIN	OUT	G1x	52601
C 2	52630	ADMIN	OUT	G2	52601
		ADMIN	OUT	G2x	52601
		CLIN	OUT	G0	52601
		CLIN	OUT	G1	52601
		CLIN	OUT	G1x	52601
C 2	52640	ADMIN	OUT	G2	52601
		ADMIN	OUT	G2x	52601
		CLIN	OUT	G0	52601
		CLIN	OUT	G1	52601
		CLIN	OUT	G1x	52601
C 2	52647	ADMIN	OUT	G2	52601
		ADMIN	OUT	G2x	52601
		CLIN	OUT	G0	52601
		CLIN	OUT	G1	52601
		CLIN	OUT	G1x	52601

CPEP 4
CPEP 3
CPEP 6
CPEP 7
Data Entry Log
CPEP 3

CPEP 2: Male Genital and Urinary
Data Entry Log

CPEP	PROCCODE	CLINADM	SITE	TIMECAT	SERVREF
C 2	52648	ADMIN	OUT	G2	52601
		ADMIN	OUT	G2x	52601
		CLIN	OUT	G0	52601
		CLIN	OUT	G1	52601
		CLIN	OUT	G1x	52601
C 2	52700	ADMIN	OUT	G2	52601
		ADMIN	OUT	G2x	52601
		CLIN	OUT	G0	52601
		CLIN	OUT	G1	52601
		CLIN	OUT	G1x	52601
C 2	53000	ADMIN	IN	G2	53420
		ADMIN	IN	G2x	53420
		ADMIN	OUT	G2	53420
		ADMIN	OUT	G2x	53420
		CLIN	IN	G1	DELTA
		CLIN	IN	G1x	DELTA
		CLIN	OUT	G0	53420
		CLIN	OUT	G1	53420
		CLIN	OUT	G1x	53420
C 2	53010	ADMIN	OUT	G2	53420
		ADMIN	OUT	G2x	53420
		CLIN	OUT	G0	53420
		CLIN	OUT	G1	53420
		CLIN	OUT	G1x	53420
C 2	53020	ADMIN	IN	G2	53265
		ADMIN	IN	G2x	53265
		ADMIN	OUT	G2	53265
		ADMIN	OUT	G2x	53265
		CLIN	IN	G1	53265
		CLIN	IN	G1x	53265
		CLIN	OUT	G0	53265
		CLIN	OUT	G1	53265
		CLIN	OUT	G1x	53265
C 2	53025	ADMIN	IN	G2	53265
		ADMIN	IN	G2x	53265
		ADMIN	OUT	G2	53265
		ADMIN	OUT	G2x	53265
		CLIN	IN	G1	53265
		CLIN	IN	G1x	53265
		CLIN	OUT	G0	53265
		CLIN	OUT	G1	53265
		CLIN	OUT	G1x	53265
C 2	53040	ADMIN	IN	G2	53420
		ADMIN	IN	G2x	53420
		ADMIN	OUT	G2	53420
		ADMIN	OUT	G2x	53420
		CLIN	IN	G1	DELTA
		CLIN	IN	G1x	53420
		CLIN	OUT	G0	53420
		CLIN	OUT	G1	53420
		CLIN	OUT	G1x	53420
C 2	53060	ADMIN	IN	G2	53265
		ADMIN	IN	G2x	53265
		ADMIN	IN	G2x	DELTA
		ADMIN	OUT	G2	53265
		ADMIN	OUT	G2x	53265
		ADMIN	OUT	G2x	DELTA

CPEP 2: Male Genital and Urinary
Data Entry Log

CPEP	PROCCODE	CLINADM	SITE	TIMECAT	SERVREF
		CLIN	IN	G1	53265
		CLIN	IN	G1x	53265
		CLIN	IN	G1x	DELTA
		CLIN	OUT	G0	53265
		CLIN	OUT	G1	53265
		CLIN	OUT	G1x	53265
		CLIN	OUT	G1x	DELTA
C 2	53080	ADMIN	OUT	G2	53420
		ADMIN	OUT	G2x	53420
		CLIN	OUT	G0	53420
		CLIN	OUT	G1	53420
		CLIN	OUT	G1x	53420
C 2	53085	ADMIN	OUT	G2	53420
		ADMIN	OUT	G2x	53420
		CLIN	OUT	G0	53420
		CLIN	OUT	G1	53420
		CLIN	OUT	G1x	53420
C 2	53200	ADMIN	IN	G2	53265
		ADMIN	IN	G2x	53265
		ADMIN	OUT	G2	53265
		ADMIN	OUT	G2x	53265
		CLIN	IN	G1	53265
		CLIN	IN	G1x	53265
		CLIN	OUT	G0	53265
		CLIN	OUT	G1	53265
		CLIN	OUT	G1x	53265
C 2	53210	ADMIN	OUT	G2	53420
		ADMIN	OUT	G2x	53420
		CLIN	OUT	G0	53420
		CLIN	OUT	G1	53420
		CLIN	OUT	G1x	53420
C 2	53215	ADMIN	OUT	G2	53420
		ADMIN	OUT	G2x	53420
		CLIN	OUT	G0	53420
		CLIN	OUT	G1	53420
		CLIN	OUT	G1x	53420
C 2	53220	ADMIN	OUT	G2	53420
		ADMIN	OUT	G2x	53420
		CLIN	OUT	G0	53420
		CLIN	OUT	G1	53420
		CLIN	OUT	G1x	53420
C 2	53230	ADMIN	OUT	G2	53420
		ADMIN	OUT	G2x	53420
		CLIN	OUT	G0	53420
		CLIN	OUT	G1	53420
		CLIN	OUT	G1x	53420
C 2	53235	ADMIN	OUT	G2	53420
		ADMIN	OUT	G2x	53420
		CLIN	OUT	G0	53420
		CLIN	OUT	G1	53420
		CLIN	OUT	G1x	53420
C 2	53240	ADMIN	OUT	G2	53420
		ADMIN	OUT	G2x	53420
		CLIN	OUT	G0	53420
		CLIN	OUT	G1	53420
		CLIN	OUT	G1x	53420

CPEP 4
 CPEP 3
 CPEP 6
 CPEP 3
 Data Entry Log
 CPEP 3

CPEP 2: Male Genital and Urinary
Data Entry Log

CPEP	PROCCODE	CLINADM	SITE	TIMECAT	SERVREF
C 2	53250	ADMIN	OUT	G2	53420
		ADMIN	OUT	G2x	53420
		CLIN	OUT	G0	53420
		CLIN	OUT	G1	53420
		CLIN	OUT	G1x	53420
C 2	53260	ADMIN	IN	G2	53265
		ADMIN	IN	G2x	53265
		ADMIN	OUT	G2	53265
		ADMIN	OUT	G2x	53265
		CLIN	IN	G1	53265
		CLIN	IN	G1x	53265
		CLIN	OUT	G0	53265
		CLIN	OUT	G1	53265
		CLIN	OUT	G1x	53265
C 2	53270	ADMIN	IN	G2	53265
		ADMIN	IN	G2x	53265
		ADMIN	OUT	G2	53265
		ADMIN	OUT	G2x	53265
		CLIN	IN	G1	53265
		CLIN	IN	G1x	53265
		CLIN	OUT	G0	53265
		CLIN	OUT	G1	53265
		CLIN	OUT	G1x	53265
C 2	53275	ADMIN	OUT	G2	53265
		ADMIN	OUT	G2x	53265
		ADMIN	OUT	G2x	DELTA
		CLIN	OUT	G0	53265
		CLIN	OUT	G1	53265
		CLIN	OUT	G1	DELTA
		CLIN	OUT	G1x	53265
		CLIN	OUT	G1x	DELTA
C 2	53400	ADMIN	OUT	G2	53420
		ADMIN	OUT	G2x	53420
		CLIN	OUT	G0	53420
		CLIN	OUT	G1	53420
		CLIN	OUT	G1x	53420
C 2	53405	ADMIN	OUT	G2	53420
		ADMIN	OUT	G2x	53420
		CLIN	OUT	G0	53420
		CLIN	OUT	G1	53420
		CLIN	OUT	G1x	53420
C 2	53410	ADMIN	OUT	G2	53420
		ADMIN	OUT	G2x	53420
		CLIN	OUT	G0	53420
		CLIN	OUT	G1	53420
		CLIN	OUT	G1x	53420
C 2	53415	ADMIN	OUT	G2	53420
		ADMIN	OUT	G2x	53420
		CLIN	OUT	G0	53420
		CLIN	OUT	G1	53420
		CLIN	OUT	G1x	53420
C 2	53425	ADMIN	OUT	G2	53420
		ADMIN	OUT	G2x	53420
		CLIN	OUT	G0	53420
		CLIN	OUT	G1	53420
		CLIN	OUT	G1x	53420
C 2	53430	ADMIN	OUT	G2	53420
		ADMIN	OUT	G2x	53420
		CLIN	OUT	G0	53420
		CLIN	OUT	G1	53420
		CLIN	OUT	G1x	53420

CPEP 2: Male Genital and Urinary
Data Entry Log

CPEP	PROCCODE	CLINADM	SITE	TIMECAT	SERVREF
C 2	53440	ADMIN	OUT	G2	54405
		ADMIN	OUT	G2x	54405
		CLIN	OUT	G0	54405
		CLIN	OUT	G1	54405
		CLIN	OUT	G1x	54405
C 2	53442	ADMIN	OUT	G2	53420
		ADMIN	OUT	G2x	53420
		CLIN	OUT	G0	53420
		CLIN	OUT	G1	53420
		CLIN	OUT	G1x	53420
C 2	53443	ADMIN	OUT	G2	53420
		ADMIN	OUT	G2x	53420
		CLIN	OUT	G0	53420
		CLIN	OUT	G1	53420
		CLIN	OUT	G1x	53420
C 2	53445	ADMIN	OUT	G2	54405
		ADMIN	OUT	G2x	54405
		CLIN	OUT	G0	54405
		CLIN	OUT	G1	54405
		CLIN	OUT	G1x	54405
C 2	53447	ADMIN	OUT	G2	54405
		ADMIN	OUT	G2x	54405
		CLIN	OUT	G0	54405
		CLIN	OUT	G1	54405
		CLIN	OUT	G1x	54405
C 2	53449	ADMIN	OUT	G2	54405
		ADMIN	OUT	G2x	54405
		CLIN	OUT	G0	54405
		CLIN	OUT	G1	54405
		CLIN	OUT	G1x	54405
C 2	53450	ADMIN	OUT	G2	53420
		ADMIN	OUT	G2x	53420
		CLIN	OUT	G0	53420
		CLIN	OUT	G1	53420
		CLIN	OUT	G1x	53420
C 2	53460	ADMIN	OUT	G2	53420
		ADMIN	OUT	G2x	53420
		CLIN	OUT	G0	53420
		CLIN	OUT	G1	53420
		CLIN	OUT	G1x	53420
C 2	53502	ADMIN	OUT	G2	53420
		ADMIN	OUT	G2x	53420
		CLIN	OUT	G0	53420
		CLIN	OUT	G1	53420
		CLIN	OUT	G1x	53420
C 2	53505	ADMIN	OUT	G2	53420
		ADMIN	OUT	G2x	53420
		CLIN	OUT	G0	53420
		CLIN	OUT	G1	53420
		CLIN	OUT	G1x	53420
C 2	53510	ADMIN	OUT	G2	53420
		ADMIN	OUT	G2x	53420
		CLIN	OUT	G0	53420
		CLIN	OUT	G1	53420
		CLIN	OUT	G1x	53420

CPEP 4
 CPEP 3
 CPEP 6
 CPEP 3
 Data Entry Log
 CPEP 3

CPEP 2: Male Genital and Urinary
Data Entry Log

CPEP	PROCCODE	CLINADM	SITE	TIMECAT	SERVREF
C 2	53515	ADMIN	OUT	G2	53420
		ADMIN	OUT	G2x	53420
		CLIN	OUT	G0	53420
		CLIN	OUT	G1	53420
		CLIN	OUT	G1x	53420
C 2	53520	ADMIN	OUT	G2	53420
		ADMIN	OUT	G2x	53420
		CLIN	OUT	G0	53420
		CLIN	OUT	G1	53420
		CLIN	OUT	G1x	53420
C 2	53600	ADMIN	IN	G2	53670
		ADMIN	IN	G2	DELTA
		ADMIN	OUT	G2	53670
		ADMIN	OUT	G2	DELTA
		CLIN	IN	G1	53670
		CLIN	IN	G1	DELTA
		CLIN	OUT	G1	53670
		CLIN	OUT	G1	DELTA
C 2	53601	ADMIN	IN	G2	53670
		ADMIN	IN	G2	DELTA
		ADMIN	OUT	G2	53670
		ADMIN	OUT	G2	DELTA
		CLIN	IN	G1	53670
		CLIN	IN	G1	DELTA
		CLIN	OUT	G1	53670
		CLIN	OUT	G1	DELTA
C 2	53605	ADMIN	OUT	G2	53620
		ADMIN	OUT	G2	DELTA
		CLIN	OUT	G1	53620
C 2	53621	ADMIN	IN	G2	53620
		ADMIN	OUT	G2	53620
		CLIN	IN	G1	53620
		CLIN	IN	G1	DELTA
		CLIN	OUT	G1	53620
C 2	53640	ADMIN	IN	G2	53620
		ADMIN	OUT	G2	53620
		CLIN	IN	G1	53620
		CLIN	IN	G1	DELTA
		CLIN	OUT	G1	53620
C 2	53660	ADMIN	IN	G2	53670
		ADMIN	IN	G2	DELTA
		ADMIN	OUT	G2	53670
		ADMIN	OUT	G2	DELTA
		CLIN	IN	G1	53670
		CLIN	IN	G1	DELTA
		CLIN	OUT	G1	53670
		CLIN	OUT	G1	DELTA
C 2	53661	ADMIN	IN	G2	53670
		ADMIN	IN	G2	DELTA
		CLIN	IN	G1	53670
		CLIN	IN	G1	DELTA
C 2	53665	ADMIN	OUT	G2	53620
		ADMIN	OUT	G2	DELTA
		CLIN	OUT	G1	53620
C 2	53675	ADMIN	IN	G2	53620
		ADMIN	OUT	G2	53620
		CLIN	IN	G1	53620
		CLIN	IN	G1	DELTA
		CLIN	OUT	G1	53620

CPEP 2: Male Genital and Urinary
Data Entry Log

CPEP	PROCCODE	CLINADM	SITE	TIMECAT	SERVREF
C 2	54000	ADMIN	IN	G2	54161
		ADMIN	IN	G2x	54161
		ADMIN	OUT	G2	54161
		ADMIN	OUT	G2x	54161
		CLIN	IN	G0	54161
		CLIN	IN	G1	DELTA
		CLIN	IN	G1x	54161
		CLIN	OUT	G0	54161
		CLIN	OUT	G1	54161
		CLIN	OUT	G1x	54161
C 2	54001	ADMIN	IN	G2	54161
		ADMIN	IN	G2x	54161
		ADMIN	OUT	G2	54161
		ADMIN	OUT	G2x	54161
		CLIN	IN	G0	54161
		CLIN	IN	G1	DELTA
		CLIN	IN	G1x	54161
		CLIN	OUT	G0	54161
		CLIN	OUT	G1	54161
		CLIN	OUT	G1x	54161
C 2	54015	ADMIN	IN	G2	54161
		ADMIN	IN	G2x	54161
		ADMIN	OUT	G2	54161
		ADMIN	OUT	G2x	54161
		CLIN	IN	G0	54161
		CLIN	IN	G1	DELTA
		CLIN	IN	G1x	54161
		CLIN	OUT	G0	54161
		CLIN	OUT	G1	54161
		CLIN	OUT	G1x	54161
C 2	54050	ADMIN	IN	G2	54161
		ADMIN	IN	G2x	54161
		CLIN	IN	G0	54161
		CLIN	IN	G1	DELTA
		CLIN	IN	G1x	54161
C 2	54055	ADMIN	IN	G2	54161
		ADMIN	IN	G2x	54161
		ADMIN	OUT	G2	54161
		ADMIN	OUT	G2x	54161
		CLIN	IN	G0	54161
		CLIN	IN	G1	DELTA
		CLIN	IN	G1x	54161
		CLIN	OUT	G0	54161
		CLIN	OUT	G1	54161
		CLIN	OUT	G1x	54161
C 2	54056	ADMIN	IN	G2	54161
		ADMIN	IN	G2x	54161
		CLIN	IN	G0	54161
		CLIN	IN	G1	DELTA
		CLIN	IN	G1x	54161
C 2	54057	ADMIN	IN	G2	54161
		ADMIN	IN	G2x	54161
		ADMIN	OUT	G2	54161
		ADMIN	OUT	G2x	54161
		CLIN	IN	G0	54161
		CLIN	IN	G1	DELTA
		CLIN	IN	G1x	54161
		CLIN	OUT	G0	54161
		CLIN	OUT	G1	54161
		CLIN	OUT	G1x	54161

CPEP 4
CPEP 3
CPEP 6
CPEP 7
Data Entry Log
CPEP 3

CPEP 2: Male Genital and Urinary
Data Entry Log

CPEP	PROCCODE	CLINADM	SITE	TIMECAT	SERVREF
C 2	54060	ADMIN	IN	G2	54161
		ADMIN	IN	G2x	54161
		ADMIN	OUT	G2	54161
		ADMIN	OUT	G2x	54161
		CLIN	IN	G0	54161
		CLIN	IN	G1	DELTA
		CLIN	IN	G1x	54161
		CLIN	OUT	G0	54161
		CLIN	OUT	G1	54161
		CLIN	OUT	G1x	54161
C 2	54065	ADMIN	IN	G2	54161
		ADMIN	IN	G2x	54161
		ADMIN	OUT	G2	54161
		ADMIN	OUT	G2x	54161
		CLIN	IN	G0	54161
		CLIN	IN	G1	DELTA
		CLIN	IN	G1x	54161
		CLIN	OUT	G0	54161
		CLIN	OUT	G1	54161
		CLIN	OUT	G1x	54161
C 2	54100	ADMIN	IN	G2	54161
		ADMIN	OUT	G2	54161
		ADMIN	OUT	G2x	54161
		CLIN	IN	G1	DELTA
		CLIN	OUT	G0	54161
		CLIN	OUT	G1	54161
		CLIN	OUT	G1x	54161
C 2	54105	ADMIN	IN	G2	54161
		ADMIN	IN	G2x	54161
		ADMIN	OUT	G2	54161
		ADMIN	OUT	G2x	54161
		CLIN	IN	G0	54161
		CLIN	IN	G1	DELTA
		CLIN	IN	G1x	54161
		CLIN	OUT	G0	54161
		CLIN	OUT	G1	54161
		CLIN	OUT	G1x	54161
C 2	54110	ADMIN	OUT	G2	54332
		ADMIN	OUT	G2x	54332
		CLIN	OUT	G0	54332
		CLIN	OUT	G0	DELTA
		CLIN	OUT	G1	54332
		CLIN	OUT	G1x	54332
C 2	54111	ADMIN	OUT	G2	54332
		ADMIN	OUT	G2x	54332
		CLIN	OUT	G0	54332
		CLIN	OUT	G0	DELTA
		CLIN	OUT	G1	54332
		CLIN	OUT	G1x	54332
C 2	54112	ADMIN	OUT	G2	54332
		ADMIN	OUT	G2x	54332
		CLIN	OUT	G0	54332
		CLIN	OUT	G0	DELTA
		CLIN	OUT	G1	54332
		CLIN	OUT	G1x	54332
C 2	54115	ADMIN	IN	G2	54332
		ADMIN	IN	G2x	54332
		ADMIN	OUT	G2	54332
		ADMIN	OUT	G2x	54332

CPEP 2: Male Genital and Urinary
Data Entry Log

CPEP	PROCCODE	CLINADM	SITE	TIMECAT	SERVREF
		CLIN	IN	G0	DELTA
		CLIN	IN	G1	DELTA
		CLIN	IN	G1x	54332
		CLIN	OUT	G0	54332
		CLIN	OUT	G0	DELTA
		CLIN	OUT	G1	54332
		CLIN	OUT	G1x	54332
C 2	54120	ADMIN	OUT	G2	54332
		ADMIN	OUT	G2x	54332
		CLIN	OUT	G0	54332
		CLIN	OUT	G0	DELTA
		CLIN	OUT	G1	54332
		CLIN	OUT	G1x	54332
C 2	54125	ADMIN	OUT	G2	54332
		ADMIN	OUT	G2x	54332
		CLIN	OUT	G0	54332
		CLIN	OUT	G0	DELTA
		CLIN	OUT	G1	54332
		CLIN	OUT	G1x	54332
C 2	54130	ADMIN	OUT	G2	54332
		ADMIN	OUT	G2x	54332
		CLIN	OUT	G0	54332
		CLIN	OUT	G0	DELTA
		CLIN	OUT	G1	54332
		CLIN	OUT	G1x	54332
C 2	54135	ADMIN	OUT	G2	54332
		ADMIN	OUT	G2x	54332
		CLIN	OUT	G0	54332
		CLIN	OUT	G0	DELTA
		CLIN	OUT	G1	54332
		CLIN	OUT	G1x	54332
C 2	54150	ADMIN	IN	G2	54161
		ADMIN	IN	G2x	54161
		ADMIN	OUT	G2	54161
		ADMIN	OUT	G2x	54161
		CLIN	IN	G0	54161
		CLIN	IN	G1	DELTA
		CLIN	IN	G1x	54161
		CLIN	OUT	G0	54161
		CLIN	OUT	G1	54161
		CLIN	OUT	G1x	54161
C 2	54152	ADMIN	OUT	G2	54161
		ADMIN	OUT	G2x	54161
		CLIN	OUT	G0	54161
		CLIN	OUT	G1	54161
		CLIN	OUT	G1x	54161
C 2	54160	ADMIN	IN	G2	54161
		ADMIN	IN	G2x	54161
		ADMIN	OUT	G2	54161
		ADMIN	OUT	G2x	54161
		CLIN	IN	G0	54161
		CLIN	IN	G1	DELTA
		CLIN	IN	G1x	54161
		CLIN	OUT	G0	54161
		CLIN	OUT	G1	54161
		CLIN	OUT	G1x	54161
C 2	54200	ADMIN	IN	G2	54161
		ADMIN	IN	G2x	54161
		CLIN	IN	G0	54161
		CLIN	IN	G1	DELTA
		CLIN	IN	G1x	54161

CPEP 4
CPEP 3
CPEP 6
CPEP 1
CPEP 3
Data Entry Log
CPEP 3

CPEP 2: Male Genital and Urinary
Data Entry Log

CPEP	PROCCODE	CLINADM	SITE	TIMECAT	SERVREF
C 2	54205	ADMIN	OUT	G2	54332
		ADMIN	OUT	G2x	54332
		CLIN	OUT	G0	54332
		CLIN	OUT	G0	DELTA
		CLIN	OUT	G1	54332
		CLIN	OUT	G1x	54332
C 2	54220	ADMIN	IN	G2	54332
		ADMIN	OUT	G2	54332
		CLIN	IN	G1	DELTA
		CLIN	OUT	G1	DELTA
C 2	54231	ADMIN	IN	G2	54161
		ADMIN	OUT	G2	54161
		ADMIN	OUT	G2x	54161
		CLIN	IN	G1	DELTA
		CLIN	OUT	G0	54161
		CLIN	OUT	G1	54161
		CLIN	OUT	G1x	54161
C 2	54235	ADMIN	IN	G2	54161
		CLIN	IN	G1	DELTA
C 2	54240	ADMIN	IN	G2	51726
		ADMIN	OUT	G2	51726
		CLIN	IN	G1	51726
		CLIN	IN	G1	DELTA
		CLIN	OUT	G1	DELTA
C 2	54250	ADMIN	IN	G2	51726
		ADMIN	OUT	G2	51726
		CLIN	IN	G1	51726
		CLIN	OUT	G1	DELTA
C 2	54300	ADMIN	OUT	G2	54332
		ADMIN	OUT	G2x	54332
		CLIN	OUT	G0	54332
		CLIN	OUT	G1	54332
		CLIN	OUT	G1x	54332
C 2	54304	ADMIN	OUT	G2	54332
		ADMIN	OUT	G2x	54332
		CLIN	OUT	G0	54332
		CLIN	OUT	G1	54332
		CLIN	OUT	G1x	54332
C 2	54308	ADMIN	OUT	G2	54332
		ADMIN	OUT	G2x	54332
		CLIN	OUT	G0	54332
		CLIN	OUT	G1	54332
		CLIN	OUT	G1x	54332
C 2	54312	ADMIN	OUT	G2	54332
		ADMIN	OUT	G2x	54332
		CLIN	OUT	G0	54332
		CLIN	OUT	G1	54332
		CLIN	OUT	G1x	54332
C 2	54316	ADMIN	OUT	G2	54332
		ADMIN	OUT	G2x	54332
		CLIN	OUT	G0	54332
		CLIN	OUT	G1	54332
		CLIN	OUT	G1x	54332
C 2	54318	ADMIN	OUT	G2	54332
		ADMIN	OUT	G2x	54332
		CLIN	OUT	G0	54332
		CLIN	OUT	G1	54332
		CLIN	OUT	G1x	54332

CPEP 2: Male Genital and Urinary
Data Entry Log

CPEP	PROCCODE	CLINADM	SITE	TIMECAT	SERVREF
C 2	54322	ADMIN	OUT	G2	54332
		ADMIN	OUT	G2x	54332
		CLIN	OUT	G0	54332
		CLIN	OUT	G1	54332
		CLIN	OUT	G1x	54332
C 2	54324	ADMIN	OUT	G2	54332
		ADMIN	OUT	G2x	54332
		CLIN	OUT	G0	54332
		CLIN	OUT	G1	54332
		CLIN	OUT	G1x	54332
C 2	54326	ADMIN	OUT	G2	54332
		ADMIN	OUT	G2x	54332
		CLIN	OUT	G0	54332
		CLIN	OUT	G1	54332
		CLIN	OUT	G1x	54332
C 2	54328	ADMIN	OUT	G2	54332
		ADMIN	OUT	G2x	54332
		CLIN	OUT	G0	54332
		CLIN	OUT	G1	54332
		CLIN	OUT	G1x	54332
C 2	54336	ADMIN	OUT	G2	54332
		ADMIN	OUT	G2x	54332
		CLIN	OUT	G0	54332
		CLIN	OUT	G1	54332
		CLIN	OUT	G1x	54332
C 2	54340	ADMIN	OUT	G2	54332
		ADMIN	OUT	G2x	54332
		CLIN	OUT	G0	54332
		CLIN	OUT	G1	54332
		CLIN	OUT	G1x	54332
C 2	54344	ADMIN	OUT	G2	54332
		ADMIN	OUT	G2x	54332
		CLIN	OUT	G0	54332
		CLIN	OUT	G1	54332
		CLIN	OUT	G1x	54332
C 2	54348	ADMIN	OUT	G2	54332
		ADMIN	OUT	G2x	54332
		CLIN	OUT	G0	54332
		CLIN	OUT	G1	54332
		CLIN	OUT	G1x	54332
C 2	54352	ADMIN	OUT	G2	54332
		ADMIN	OUT	G2x	54332
		CLIN	OUT	G0	54332
		CLIN	OUT	G1	54332
		CLIN	OUT	G1x	54332
C 2	54360	ADMIN	OUT	G2	54332
		ADMIN	OUT	G2x	54332
		CLIN	OUT	G0	54332
		CLIN	OUT	G0	DELTA
		CLIN	OUT	G1	54332
CLIN	OUT	G1x	54332		
C 2	54380	ADMIN	OUT	G2	54332
		ADMIN	OUT	G2x	54332
		CLIN	OUT	G0	54332
		CLIN	OUT	G1	54332
		CLIN	OUT	G1x	54332

CPEP 2: Male Genital and Urinary
Data Entry Log

CPEP	PROCCODE	CLINADM	SITE	TIMECAT	SERVREF
C 2	54385	ADMIN	OUT	G2	54332
		ADMIN	OUT	G2x	54332
		CLIN	OUT	G0	54332
		CLIN	OUT	G1	54332
		CLIN	OUT	G1x	54332
C 2	54390	ADMIN	OUT	G2	54332
		ADMIN	OUT	G2x	54332
		CLIN	OUT	G0	54332
		CLIN	OUT	G1	54332
		CLIN	OUT	G1x	54332
C 2	54400	ADMIN	OUT	G2	54405
		ADMIN	OUT	G2x	54405
		CLIN	OUT	G0	54405
		CLIN	OUT	G1	54405
		CLIN	OUT	G1x	54405
C 2	54401	ADMIN	OUT	G2	54405
		ADMIN	OUT	G2x	54405
		CLIN	OUT	G0	54405
		CLIN	OUT	G1	54405
		CLIN	OUT	G1x	54405
C 2	54402	ADMIN	OUT	G2	54405
		ADMIN	OUT	G2x	54405
		CLIN	OUT	G0	54405
		CLIN	OUT	G1	54405
		CLIN	OUT	G1x	54405
C 2	54407	ADMIN	OUT	G2	54405
		ADMIN	OUT	G2x	54405
		CLIN	OUT	G0	54405
		CLIN	OUT	G1	54405
		CLIN	OUT	G1x	54405
C 2	54409	ADMIN	OUT	G2	54405
		ADMIN	OUT	G2x	54405
		CLIN	OUT	G0	54405
		CLIN	OUT	G1	54405
		CLIN	OUT	G1x	54405
C 2	54420	ADMIN	OUT	G2	54332
		ADMIN	OUT	G2x	54332
		CLIN	OUT	G0	54332
		CLIN	OUT	G0	DELTA
		CLIN	OUT	G1	54332
CLIN	OUT	G1x	54332		
C 2	54430	ADMIN	OUT	G2	54332
		ADMIN	OUT	G2x	54332
		CLIN	OUT	G0	54332
		CLIN	OUT	G0	DELTA
		CLIN	OUT	G1	54332
CLIN	OUT	G1x	54332		
C 2	54435	ADMIN	OUT	G2	54332
		ADMIN	OUT	G2x	54332
		CLIN	OUT	G0	54332
		CLIN	OUT	G0	DELTA
		CLIN	OUT	G1	54332
CLIN	OUT	G1x	54332		
C 2	54440	ADMIN	OUT	G2	54332
		ADMIN	OUT	G2x	54332
		CLIN	OUT	G0	54332
		CLIN	OUT	G0	DELTA
		CLIN	OUT	G1	54332
CLIN	OUT	G1x	54332		

CPEP 2: Male Genital and Urinary
Data Entry Log

CPEP	PROCCODE	CLINADM	SITE	TIMECAT	SERVREF
C 2	54450	ADMIN	IN	G2	54161
		ADMIN	OUT	G2	54161
		CLIN	IN	G1	DELTA
		CLIN	OUT	G1	DELTA
C 2	54500	ADMIN	IN	G2	55700
		ADMIN	OUT	G2	55700
		CLIN	IN	G1	55700
		CLIN	OUT	G1	55700
C 2	54505	ADMIN	OUT	G2	54520
		ADMIN	OUT	G2x	54520
		CLIN	OUT	G0	54520
		CLIN	OUT	G1	54520
		CLIN	OUT	G1x	54520
C 2	54510	ADMIN	OUT	G2	54520
		ADMIN	OUT	G2x	54520
		CLIN	OUT	G0	54520
		CLIN	OUT	G1	54520
		CLIN	OUT	G1x	54520
C 2	54530	ADMIN	OUT	G2	54520
		ADMIN	OUT	G2x	54520
		CLIN	OUT	G0	54520
		CLIN	OUT	G0	DELTA
		CLIN	OUT	G1	54520
		CLIN	OUT	G1	DELTA
		CLIN	OUT	G1x	54520
		CLIN	OUT	G1x	DELTA
C 2	54535	ADMIN	OUT	G2	55845
		ADMIN	OUT	G2x	55845
		CLIN	OUT	G0	55845
		CLIN	OUT	G0	DELTA
		CLIN	OUT	G1	55845
		CLIN	OUT	G1	DELTA
		CLIN	OUT	G1x	55845
		CLIN	OUT	G1x	DELTA
C 2	54550	ADMIN	OUT	G2	54520
		ADMIN	OUT	G2x	54520
		CLIN	OUT	G0	54520
		CLIN	OUT	G1	54520
		CLIN	OUT	G1	DELTA
		CLIN	OUT	G1x	54520
		CLIN	OUT	G1x	DELTA
C 2	54560	ADMIN	OUT	G2	55845
		ADMIN	OUT	G2x	55845
		CLIN	OUT	G0	55845
		CLIN	OUT	G0	DELTA
		CLIN	OUT	G1	55845
		CLIN	OUT	G1	DELTA
		CLIN	OUT	G1x	55845
		CLIN	OUT	G1x	DELTA
C 2	54600	ADMIN	OUT	G2	54520
		ADMIN	OUT	G2x	54520
		CLIN	OUT	G0	54520
		CLIN	OUT	G1	54520
		CLIN	OUT	G1	DELTA
		CLIN	OUT	G1x	54520
C 2	54620	ADMIN	OUT	G2	54520
		ADMIN	OUT	G2x	54520
		CLIN	OUT	G0	54520
		CLIN	OUT	G1	54520
		CLIN	OUT	G1x	54520

CPEP 4
 CPEP 5
 CPEP 6
 CPEP 7
 Data Entry Log
 CPEP 3

CPEP 2: Male Genital and Urinary
Data Entry Log

CPEP	PROCCODE	CLINADM	SITE	TIMECAT	SERVREF
C 2	54640	ADMIN	OUT	G2	54520
		ADMIN	OUT	G2x	54520
		CLIN	OUT	G0	54520
		CLIN	OUT	G0	DELTA
		CLIN	OUT	G1	54520
		CLIN	OUT	G1	DELTA
		CLIN	OUT	G1x	54520
		CLIN	OUT	G1x	DELTA
C 2	54650	ADMIN	OUT	G2	55845
		ADMIN	OUT	G2x	55845
		CLIN	OUT	G0	55845
		CLIN	OUT	G0	DELTA
		CLIN	OUT	G1	55845
		CLIN	OUT	G1	DELTA
		CLIN	OUT	G1x	55845
		CLIN	OUT	G1x	DELTA
C 2	54660	ADMIN	OUT	G2	54520
		ADMIN	OUT	G2x	54520
		CLIN	OUT	G0	54520
		CLIN	OUT	G1	54520
		CLIN	OUT	G1x	54520
		CLIN	OUT	G1x	54520
C 2	54670	ADMIN	OUT	G2	54520
		ADMIN	OUT	G2x	54520
		CLIN	OUT	G0	54520
		CLIN	OUT	G1	54520
		CLIN	OUT	G1	DELTA
		CLIN	OUT	G1x	54520
		CLIN	OUT	G1x	DELTA
		CLIN	OUT	G1x	DELTA
C 2	54680	ADMIN	OUT	G2	54520
		ADMIN	OUT	G2x	54520
		CLIN	OUT	G0	54520
		CLIN	OUT	G0	DELTA
		CLIN	OUT	G1	54520
		CLIN	OUT	G1	DELTA
		CLIN	OUT	G1x	54520
		CLIN	OUT	G1x	DELTA
C 2	54700	ADMIN	IN	G2	54520
		ADMIN	IN	G2	DELTA
		ADMIN	IN	G2x	54520
		ADMIN	OUT	G2	54520
		ADMIN	OUT	G2x	54520
		CLIN	IN	G1	DELTA
		CLIN	IN	G1x	54520
		CLIN	IN	G1x	DELTA
		CLIN	OUT	G0	54520
		CLIN	OUT	G1	54520
		CLIN	OUT	G1	DELTA
		CLIN	OUT	G1x	54520
		CLIN	OUT	G1x	DELTA
		CLIN	OUT	G1x	DELTA
C 2	54800	ADMIN	IN	G2	55700
		ADMIN	OUT	G2	55700
		CLIN	IN	G1	55700
		CLIN	OUT	G1	55700
C 2	54820	ADMIN	OUT	G2	54520
		ADMIN	OUT	G2x	54520
		CLIN	OUT	G0	54520
		CLIN	OUT	G1	54520
		CLIN	OUT	G1	DELTA
		CLIN	OUT	G1x	54520
		CLIN	OUT	G1x	DELTA

CPEP 2: Male Genital and Urinary
Data Entry Log

CPEP	PROCCODE	CLINADM	SITE	TIMECAT	SERVREF
C 2	54830	ADMIN	OUT	G2	54520
		ADMIN	OUT	G2x	54520
		CLIN	OUT	G0	54520
		CLIN	OUT	G1	54520
		CLIN	OUT	G1	DELTA
		CLIN	OUT	G1x	54520
		CLIN	OUT	G1x	DELTA
C 2	54840	ADMIN	OUT	G2	54520
		ADMIN	OUT	G2x	54520
		CLIN	OUT	G0	54520
		CLIN	OUT	G1	54520
		CLIN	OUT	G1	DELTA
		CLIN	OUT	G1x	54520
		CLIN	OUT	G1x	DELTA
C 2	54860	ADMIN	OUT	G2	54520
		ADMIN	OUT	G2x	54520
		CLIN	OUT	G0	54520
		CLIN	OUT	G1	54520
		CLIN	OUT	G1	DELTA
		CLIN	OUT	G1x	54520
		CLIN	OUT	G1x	DELTA
C 2	54861	ADMIN	OUT	G2	54520
		ADMIN	OUT	G2x	54520
		CLIN	OUT	G0	54520
		CLIN	OUT	G1	54520
		CLIN	OUT	G1	DELTA
		CLIN	OUT	G1x	54520
		CLIN	OUT	G1x	DELTA
C 2	54900	ADMIN	OUT	G2	54520
		ADMIN	OUT	G2x	54520
		CLIN	OUT	G0	54520
		CLIN	OUT	G0	DELTA
		CLIN	OUT	G1	54520
		CLIN	OUT	G1	DELTA
		CLIN	OUT	G1x	54520
CLIN	OUT	G1x	DELTA		
C 2	54901	ADMIN	OUT	G2	54520
		ADMIN	OUT	G2x	54520
		CLIN	OUT	G0	54520
		CLIN	OUT	G0	DELTA
		CLIN	OUT	G1	54520
		CLIN	OUT	G1	DELTA
		CLIN	OUT	G1x	54520
CLIN	OUT	G1x	DELTA		
C 2	55000	ADMIN	IN	G2	55700
		ADMIN	OUT	G2	55700
		CLIN	IN	G1	55700
		CLIN	OUT	G1	55700
C 2	55040	ADMIN	OUT	G2	54520
		ADMIN	OUT	G2x	54520
		CLIN	OUT	G0	54520
		CLIN	OUT	G1	54520
		CLIN	OUT	G1	DELTA
		CLIN	OUT	G1x	54520
		CLIN	OUT	G1x	DELTA
C 2	55041	ADMIN	OUT	G2	54520
		ADMIN	OUT	G2x	54520
		CLIN	OUT	G0	54520
		CLIN	OUT	G1	54520
		CLIN	OUT	G1	DELTA
		CLIN	OUT	G1x	54520
		CLIN	OUT	G1x	DELTA

CPEP 4
 CPEP 5
 CPEP 6
 CPEP 7
 Data Entry Log
 CPEP 3

CPEP 2: Male Genital and Urinary
Data Entry Log

CPEP	PROCCODE	CLINADM	SITE	TIMECAT	SERVREF
C 2	55060	ADMIN	OUT	G2	54520
		ADMIN	OUT	G2x	54520
		CLIN	OUT	G0	54520
		CLIN	OUT	G1	54520
		CLIN	OUT	G1	DELTA
		CLIN	OUT	G1x	54520
		CLIN	OUT	G1x	DELTA
C 2	55100	ADMIN	IN	G2	54520
		ADMIN	IN	G2	DELTA
		ADMIN	IN	G2x	54520
		ADMIN	OUT	G2	54520
		ADMIN	OUT	G2x	54520
		CLIN	IN	G1	DELTA
		CLIN	IN	G1x	54520
		CLIN	IN	G1x	DELTA
		CLIN	OUT	G0	54520
		CLIN	OUT	G1	54520
		CLIN	OUT	G1	DELTA
		CLIN	OUT	G1x	54520
		CLIN	OUT	G1x	DELTA
		C 2	55110	ADMIN	OUT
ADMIN	OUT			G2x	54520
CLIN	OUT			G0	54520
CLIN	OUT			G1	54520
CLIN	OUT			G1	DELTA
CLIN	OUT			G1x	54520
CLIN	OUT			G1x	DELTA
C 2	55120	ADMIN	OUT	G2	54520
		ADMIN	OUT	G2x	54520
		CLIN	OUT	G0	54520
		CLIN	OUT	G1	54520
		CLIN	OUT	G1	DELTA
		CLIN	OUT	G1x	54520
		CLIN	OUT	G1x	DELTA
C 2	55150	ADMIN	OUT	G2	54520
		ADMIN	OUT	G2x	54520
		CLIN	OUT	G0	54520
		CLIN	OUT	G1	54520
		CLIN	OUT	G1	DELTA
		CLIN	OUT	G1x	54520
		CLIN	OUT	G1x	DELTA
C 2	55175	ADMIN	OUT	G2	54520
		ADMIN	OUT	G2x	54520
		CLIN	OUT	G0	54520
		CLIN	OUT	G1	54520
		CLIN	OUT	G1	DELTA
		CLIN	OUT	G1x	54520
		CLIN	OUT	G1x	DELTA
C 2	55180	ADMIN	OUT	G2	54520
		ADMIN	OUT	G2x	54520
		CLIN	OUT	G0	54520
		CLIN	OUT	G0	DELTA
		CLIN	OUT	G1	54520
		CLIN	OUT	G1	DELTA
		CLIN	OUT	G1x	54520
		CLIN	OUT	G1x	DELTA
C 2	55200	ADMIN	OUT	G2	54520
		ADMIN	OUT	G2x	54520
		CLIN	OUT	G0	54520
		CLIN	OUT	G1	54520
		CLIN	OUT	G1	DELTA
		CLIN	OUT	G1x	54520
		CLIN	OUT	G1x	DELTA

CPEP 2: Male Genital and Urinary
Data Entry Log

CPEP	PROCCODE	CLINADM	SITE	TIMECAT	SERVREF
C 2	55250	ADMIN	IN	G2	54520
		ADMIN	IN	G2	DELTA
		ADMIN	IN	G2x	54520
		ADMIN	IN	G2x	DELTA
		ADMIN	OUT	G2	54520
		ADMIN	OUT	G2x	54520
		CLIN	IN	G0	DELTA
		CLIN	IN	G1	DELTA
		CLIN	IN	G1x	54520
		CLIN	IN	G1x	DELTA
		CLIN	OUT	G0	54520
		CLIN	OUT	G0	DELTA
		CLIN	OUT	G1	54520
		CLIN	OUT	G1	DELTA
		CLIN	OUT	G1x	54520
CLIN	OUT	G1x	DELTA		
C 2	55300	ADMIN	OUT	G2	54520
		ADMIN	OUT	G2x	54520
		CLIN	OUT	G1	DELTA
C 2	55400	ADMIN	OUT	G2	54520
		ADMIN	OUT	G2x	54520
		CLIN	OUT	G0	54520
		CLIN	OUT	G1	54520
		CLIN	OUT	G1	DELTA
		CLIN	OUT	G1x	54520
CLIN	OUT	G1x	DELTA		
C 2	55450	ADMIN	IN	G2	54520
		ADMIN	IN	G2	DELTA
		ADMIN	IN	G2x	54520
		ADMIN	OUT	G2	54520
		ADMIN	OUT	G2x	54520
		CLIN	IN	G0	DELTA
		CLIN	IN	G1	DELTA
		CLIN	IN	G1x	54520
		CLIN	IN	G1x	DELTA
		CLIN	OUT	G0	54520
		CLIN	OUT	G0	DELTA
		CLIN	OUT	G1	54520
		CLIN	OUT	G1	DELTA
		CLIN	OUT	G1x	54520
CLIN	OUT	G1x	DELTA		
C 2	55500	ADMIN	OUT	G2	54520
		ADMIN	OUT	G2x	54520
		CLIN	OUT	G0	54520
		CLIN	OUT	G1	54520
		CLIN	OUT	G1	DELTA
		CLIN	OUT	G1x	54520
		CLIN	OUT	G1x	DELTA
C 2	55520	ADMIN	OUT	G2	54520
		ADMIN	OUT	G2x	54520
		CLIN	OUT	G0	54520
		CLIN	OUT	G1	54520
		CLIN	OUT	G1	DELTA
		CLIN	OUT	G1x	54520
CLIN	OUT	G1x	DELTA		
C 2	55530	ADMIN	OUT	G2	54520
		ADMIN	OUT	G2x	54520
		CLIN	OUT	G0	54520
		CLIN	OUT	G1	54520
		CLIN	OUT	G1	DELTA
		CLIN	OUT	G1x	54520
CLIN	OUT	G1x	DELTA		

CPEP 4
CPEP 3
CPEP 6
CPEP 1
Data Entry Log
CPEP 3

CPEP 2: Male Genital and Urinary
Data Entry Log

CPEP	PROCCODE	CLINADM	SITE	TIMECAT	SERVREF
C 2	55535	ADMIN	OUT	G2	54520
		ADMIN	OUT	G2x	54520
		CLIN	OUT	G0	54520
		CLIN	OUT	G1	54520
		CLIN	OUT	G1	DELTA
		CLIN	OUT	G1x	54520
		CLIN	OUT	G1x	DELTA
C 2	55540	ADMIN	OUT	G2	54520
		ADMIN	OUT	G2x	54520
		CLIN	OUT	G0	54520
		CLIN	OUT	G1	54520
		CLIN	OUT	G1	DELTA
		CLIN	OUT	G1x	54520
		CLIN	OUT	G1x	DELTA
C 2	55600	ADMIN	OUT	G2	54520
		ADMIN	OUT	G2x	54520
		CLIN	OUT	G0	54520
		CLIN	OUT	G1	54520
		CLIN	OUT	G1	DELTA
		CLIN	OUT	G1x	54520
		CLIN	OUT	G1x	DELTA
C 2	55605	ADMIN	OUT	G2	54520
		ADMIN	OUT	G2x	54520
		CLIN	OUT	G0	54520
		CLIN	OUT	G1	54520
		CLIN	OUT	G1	DELTA
		CLIN	OUT	G1x	54520
		CLIN	OUT	G1x	DELTA
C 2	55650	ADMIN	OUT	G2	54520
		ADMIN	OUT	G2x	54520
		CLIN	OUT	G0	54520
		CLIN	OUT	G1	54520
		CLIN	OUT	G1	DELTA
		CLIN	OUT	G1x	54520
		CLIN	OUT	G1x	DELTA
C 2	55680	ADMIN	OUT	G2	54520
		ADMIN	OUT	G2x	54520
		CLIN	OUT	G0	54520
		CLIN	OUT	G1	54520
		CLIN	OUT	G1	DELTA
		CLIN	OUT	G1x	54520
		CLIN	OUT	G1x	DELTA
C 2	55705	ADMIN	OUT	G2	55845
		ADMIN	OUT	G2x	55845
		CLIN	OUT	G0	55845
		CLIN	OUT	G0	DELTA
		CLIN	OUT	G1	55845
		CLIN	OUT	G1	DELTA
		CLIN	OUT	G1x	55845
C 2	55720	ADMIN	OUT	G2	55845
		ADMIN	OUT	G2x	55845
		CLIN	OUT	G0	55845
		CLIN	OUT	G0	DELTA
		CLIN	OUT	G1	55845
		CLIN	OUT	G1	DELTA
		CLIN	OUT	G1x	55845
CLIN	OUT	G1x	DELTA		

CPEP 2: Male Genital and Urinary
Data Entry Log

CPEP	PROCCODE	CLINADM	SITE	TIMECAT	SERVREF
C 2	55725	ADMIN	OUT	G2	55845
		ADMIN	OUT	G2x	55845
		CLIN	OUT	G0	55845
		CLIN	OUT	G0	DELTA
		CLIN	OUT	G1	55845
		CLIN	OUT	G1	DELTA
		CLIN	OUT	G1x	55845
C 2	55801	ADMIN	OUT	G2	55845
		ADMIN	OUT	G2x	55845
		CLIN	OUT	G0	55845
		CLIN	OUT	G0	DELTA
		CLIN	OUT	G1	55845
		CLIN	OUT	G1	DELTA
		CLIN	OUT	G1x	55845
C 2	55810	ADMIN	OUT	G2	55845
		ADMIN	OUT	G2x	55845
		CLIN	OUT	G0	55845
		CLIN	OUT	G1	55845
		CLIN	OUT	G1x	55845
		CLIN	OUT	G1x	55845
		CLIN	OUT	G1x	DELTA
C 2	55812	ADMIN	OUT	G2	55845
		ADMIN	OUT	G2x	55845
		CLIN	OUT	G0	55845
		CLIN	OUT	G1	55845
C 2	55815	ADMIN	OUT	G2	55845
		ADMIN	OUT	G2x	55845
		CLIN	OUT	G0	55845
		CLIN	OUT	G1	55845
C 2	55821	ADMIN	OUT	G2	55845
		ADMIN	OUT	G2x	55845
		CLIN	OUT	G0	55845
		CLIN	OUT	G0	DELTA
		CLIN	OUT	G1	55845
		CLIN	OUT	G1	DELTA
		CLIN	OUT	G1x	55845
C 2	55831	ADMIN	OUT	G2	55845
		ADMIN	OUT	G2x	55845
		CLIN	OUT	G0	55845
		CLIN	OUT	G0	DELTA
		CLIN	OUT	G1	55845
		CLIN	OUT	G1	DELTA
		CLIN	OUT	G1x	55845
C 2	55840	ADMIN	OUT	G2	55845
		ADMIN	OUT	G2x	55845
		CLIN	OUT	G0	55845
		CLIN	OUT	G1	55845
		CLIN	OUT	G1x	55845
C 2	55842	ADMIN	OUT	G2	55845
		ADMIN	OUT	G2x	55845
		CLIN	OUT	G0	55845
		CLIN	OUT	G1	55845
		CLIN	OUT	G1x	55845

CPEP 4
CPEP 3
CPEP 6
CPEP 3
Data Entry Log
CPEP 3

CPEP 2: Male Genital and Urinary
Data Entry Log

CPEP	PROCCODE	CLINADM	SITE	TIMECAT	SERVREF
C 2	55860	ADMIN	OUT	G2	55845
		ADMIN	OUT	G2x	55845
		CLIN	OUT	G0	55845
		CLIN	OUT	G0	DELTA
		CLIN	OUT	G1	55845
		CLIN	OUT	G1	DELTA
		CLIN	OUT	G1x	55845
C 2	55862	ADMIN	OUT	G2	55845
		ADMIN	OUT	G2x	55845
		CLIN	OUT	G0	55845
		CLIN	OUT	G0	DELTA
		CLIN	OUT	G1	55845
		CLIN	OUT	G1	DELTA
		CLIN	OUT	G1x	55845
C 2	55865	ADMIN	OUT	G2	55845
		ADMIN	OUT	G2x	55845
		CLIN	OUT	G0	55845
		CLIN	OUT	G0	DELTA
		CLIN	OUT	G1	55845
		CLIN	OUT	G1	DELTA
		CLIN	OUT	G1x	55845
C 2	55870	ADMIN	IN	G2	54161
		ADMIN	OUT	G2	54161
		CLIN	IN	G1	DELTA
		CLIN	OUT	G1	54161
C 2	57230	ADMIN	OUT	G2	57240
		ADMIN	OUT	G2x	57240
		CLIN	OUT	G0	57240
		CLIN	OUT	G1	57240
		CLIN	OUT	G1x	57240
C 2	57265	ADMIN	OUT	G2	57240
		ADMIN	OUT	G2x	57240
		CLIN	OUT	G0	57240
		CLIN	OUT	G1	57240
		CLIN	OUT	G1x	57240
C 2	57288	ADMIN	OUT	G2	57240
		ADMIN	OUT	G2x	57240
		CLIN	OUT	G0	57240
		CLIN	OUT	G1	57240
		CLIN	OUT	G1x	57240
C 2	57289	ADMIN	OUT	G2	57240
		ADMIN	OUT	G2x	57240
		CLIN	OUT	G0	57240
		CLIN	OUT	G1	57240
		CLIN	OUT	G1x	57240
C 2	57310	ADMIN	OUT	G2	57240
		ADMIN	OUT	G2x	57240
		CLIN	OUT	G0	57240
		CLIN	OUT	G1	57240
		CLIN	OUT	G1x	57240
C 2	57311	ADMIN	OUT	G2	57240
		ADMIN	OUT	G2x	57240
		CLIN	OUT	G0	57240
		CLIN	OUT	G1	57240
		CLIN	OUT	G1x	57240

CPEP 2: Male Genital and Urinary
Data Entry Log

CPEP	PROCCODE	CLINADM	SITE	TIMECAT	SERVREF
C 2	57320	ADMIN	OUT	G2	57240
		ADMIN	OUT	G2x	57240
		CLIN	OUT	G0	57240
		CLIN	OUT	G1	57240
		CLIN	OUT	G1x	57240
C 2	57330	ADMIN	OUT	G2	57240
		ADMIN	OUT	G2x	57240
		CLIN	OUT	G0	57240
		CLIN	OUT	G1	57240
		CLIN	OUT	G1x	57240
C 2	57555	ADMIN	OUT	G2	57240
		ADMIN	OUT	G2x	57240
		CLIN	OUT	G0	57240
		CLIN	OUT	G1	57240
		CLIN	OUT	G1x	57240
C 2	58800	ADMIN	OUT	G2	57240
		ADMIN	OUT	G2x	57240
		CLIN	OUT	G0	57240
		CLIN	OUT	G1	57240
		CLIN	OUT	G1x	57240
C 2	74475	ADMIN	IN	G2	DELTA
		ADMIN	IN	G2x	52240
		CLIN	IN	G1	DELTA
C 2	74480	ADMIN	IN	G2	DELTA
		ADMIN	IN	G2x	52240
		CLIN	IN	G1	DELTA
C 2	74485	ADMIN	IN	G2	DELTA
		ADMIN	IN	G2x	52240
		CLIN	IN	G1	DELTA
C 2	76942	ADMIN	IN	G2	DELTA
		CLIN	IN	G1	DELTA
C 2	99211	ADMIN	IN	G2	99213
		CLIN	IN	G1	99213
		CLIN	IN	G1	DELTA
C 2	99212	ADMIN	IN	G2	99213
		CLIN	IN	G1	99213
		CLIN	IN	G1	DELTA
C 2	99214	ADMIN	IN	G2	99213
		ADMIN	IN	G2	DELTA
		CLIN	IN	G1	99213
		CLIN	IN	G1	DELTA
C 2	99215	ADMIN	IN	G2	99213
		ADMIN	IN	G2	DELTA
		CLIN	IN	G1	99213
		CLIN	IN	G1	DELTA
C 2	99241	ADMIN	IN	G2	99243
		ADMIN	IN	G2	DELTA
		ADMIN	OUT	G2	99243
		CLIN	IN	G1x	99213
		CLIN	OUT	G1	99243
C 2	99242	ADMIN	IN	G2	99243
		ADMIN	OUT	G2	99243
		CLIN	IN	G1	99243
		CLIN	OUT	G1	99243

CPEP 4
CPEP 3
CPEP 6
CPEP 7
CPEP 3
Data Entry Log


CPEP 2: Male Genital and Urinary
Data Entry Log

CPEP	PROCCODE	CLINADM	SITE	TIMECAT	SERVREF
C 2	99244	ADMIN	IN	G2	99243
		ADMIN	OUT	G2	99243
		CLIN	IN	G1	99243
		CLIN	OUT	G1	99243
C 2	99245	ADMIN	IN	G2	99243
		ADMIN	IN	G2	DELTA
		ADMIN	OUT	G2	99243
		CLIN	IN	G1	99243
		CLIN	IN	G1	DELTA
		CLIN	OUT	G1	99243
C 2	99251	ADMIN	OUT	G2	99253
		CLIN	OUT	G1	99253
C 2	99252	ADMIN	OUT	G2	99253
		CLIN	OUT	G1	99253
C 2	99254	ADMIN	OUT	G2	99253
		CLIN	OUT	G1	99253
C 2	99255	ADMIN	OUT	G2	99253
		CLIN	OUT	G1	99253
C 2	99261	ADMIN	OUT	G2	99253
		ADMIN	OUT	G2	DELTA
		CLIN	OUT	G1	99253
C 2	99262	ADMIN	OUT	G2	99253
		ADMIN	OUT	G2	DELTA
		CLIN	OUT	G1	99253
C 2	99263	ADMIN	OUT	G2	99253
		ADMIN	OUT	G2	DELTA
		CLIN	OUT	G1	99253
C 2	99271	ADMIN	IN	G2	DELTA
		ADMIN	IN	G2x	99253
		ADMIN	OUT	G2	99253
		ADMIN	OUT	G2	DELTA
		CLIN	IN	G1	DELTA
		CLIN	OUT	G1	99253
C 2	99272	ADMIN	IN	G2	DELTA
		ADMIN	IN	G2x	99253
		ADMIN	OUT	G2	99253
		ADMIN	OUT	G2	DELTA
		CLIN	IN	G1	DELTA
		CLIN	OUT	G1	99253
C 2	99273	ADMIN	IN	G2	DELTA
		ADMIN	IN	G2x	99253
		ADMIN	OUT	G2	99253
		ADMIN	OUT	G2	DELTA
		CLIN	IN	G1	DELTA
		CLIN	OUT	G1	99253
C 2	99274	ADMIN	IN	G2	DELTA
		ADMIN	IN	G2x	99253
		ADMIN	OUT	G2	99253
		ADMIN	OUT	G2	DELTA
		CLIN	IN	G1	DELTA
		CLIN	OUT	G1	99253
C 2	99275	ADMIN	IN	G2	DELTA
		ADMIN	IN	G2x	99253
		ADMIN	OUT	G2	99253
		ADMIN	OUT	G2	DELTA
		CLIN	IN	G1	DELTA
		CLIN	OUT	G1	99253

CPEP 2: Male Genital and Urinary
Data Entry Log

CPEP	PROCCODE	CLINADM	SITE	TIMECAT	SERVREF
C 2	99354	ADMIN	IN	G2	DELTA
		ADMIN	OUT	G2	DELTA
		CLIN	IN	G1	DELTA
C 2	99355	ADMIN	IN	G2	DELTA
		ADMIN	OUT	G2	DELTA
		CLIN	IN	G1	DELTA
C 2	99375	ADMIN	IN	G2	DELTA
		CLIN	IN	G1	DELTA
C 2	G0002	ADMIN	IN	G2	DELTA
C 2	G0025	ADMIN	IN	G2	DELTA

CPEP 4
CPEP 3
CPEP 6
CPEP 7
Data Entry Log
CPEP 3



CPEP 4

CPEP 5


CPEP 6

CPEP 7

Data Entry Log
CPEP 3

**Data Entry Log
(SERVPT)**

- CPEP: The Clinical Practice Expert Panel (abbreviated CPEP) that provided the estimates for the associated service.
- PROCCODE: The HCFA Common Procedure Coding System (HCPCS) Code for the specified service.
- CLINADM: This identifies the record as referring either to clinical staff time (CLIN) or administrative staff time (ADMIN).
- SITE: This identifies whether the service that is being referenced was profiled in-office (IN) or out-of-office (OUT).
- TIMECAT: This identifies the labor time category for which the reference service was used.
- SERVREF: HCPCS Code for the service to which the CPEP referred, in developing estimates.



CPEP 3: Orthopaedic Surgery
Data Entry Log

CPEP	PROCCODE	CLINADM	SITE	TIMECAT	SERVREF
C 3	20220	ADMIN	IN	G2	20680
		ADMIN	IN	G2	DELTA
		ADMIN	OUT	G2	20680
		ADMIN	OUT	G2	DELTA
		ADMIN	OUT	G2x	20680
		CLIN	IN	G0	28292
		CLIN	IN	G1	28292
		CLIN	IN	G1x	28292
		CLIN	OUT	G0	20680
		CLIN	OUT	G1	20680
		CLIN	OUT	G1	DELTA
		CLIN	OUT	G1x	20680
C 3	20225	ADMIN	OUT	G2	20680
		ADMIN	OUT	G2	DELTA
		ADMIN	OUT	G2x	20680
		CLIN	OUT	G0	20680
		CLIN	OUT	G1	20680
		CLIN	OUT	G1	DELTA
C 3	20240	ADMIN	OUT	G2	20680
		ADMIN	OUT	G2	DELTA
		ADMIN	OUT	G2x	20680
		CLIN	OUT	G0	20680
		CLIN	OUT	G1	20680
		CLIN	OUT	G1	DELTA
C 3	20245	ADMIN	OUT	G2	20680
		ADMIN	OUT	G2	DELTA
		ADMIN	OUT	G2x	20680
		CLIN	OUT	G0	20680
		CLIN	OUT	G1	20680
		CLIN	OUT	G1	DELTA
C 3	20250	ADMIN	OUT	G2	63030
		ADMIN	OUT	G2	DELTA
		CLIN	OUT	G0	63030
		CLIN	OUT	G1	63030
		CLIN	OUT	G1	DELTA
C 3	20251	ADMIN	OUT	G2	63030
		ADMIN	OUT	G2	DELTA
		CLIN	OUT	G0	63030
		CLIN	OUT	G1	63030
		CLIN	OUT	G1	DELTA
C 3	20500	ADMIN	IN	G2	20680
		ADMIN	IN	G2	DELTA
		ADMIN	IN	G2x	20680
		ADMIN	OUT	G2	20680
		ADMIN	OUT	G2	DELTA
		ADMIN	OUT	G2x	20680
		CLIN	IN	G0	20680
		CLIN	IN	G0	28292
		CLIN	IN	G1	28292
		CLIN	IN	G1x	20680
		CLIN	IN	G1x	28292
		CLIN	OUT	G0	20680
		CLIN	OUT	G1	20680
		CLIN	OUT	G1	DELTA
		CLIN	OUT	G1x	20680

CPEP 3: Orthopaedic Surgery
Data Entry Log

CPEP	PROCCODE	CLINADM	SITE	TIMECAT	SERVREF		
C 3	20520	ADMIN	IN	G2	20680		
		ADMIN	IN	G2	DELTA		
		ADMIN	IN	G2x	20680		
		ADMIN	OUT	G2	20680		
		ADMIN	OUT	G2	DELTA		
		ADMIN	OUT	G2x	20680		
		CLIN	IN	G0	20680		
		CLIN	IN	G0	28292		
		CLIN	IN	G1	28292		
		CLIN	IN	G1x	20680		
		CLIN	IN	G1x	28292		
		CLIN	OUT	G0	20680		
		CLIN	OUT	G1	20680		
		CLIN	OUT	G1	DELTA		
		CLIN	OUT	G1x	20680		
C 3	20525	ADMIN	IN	G2	20680		
		ADMIN	IN	G2	DELTA		
		ADMIN	IN	G2x	20680		
		ADMIN	OUT	G2	20680		
		ADMIN	OUT	G2	DELTA		
		ADMIN	OUT	G2x	20680		
		CLIN	IN	G0	20680		
		CLIN	IN	G0	28292		
		CLIN	IN	G1	28292		
		CLIN	IN	G1x	20680		
		CLIN	IN	G1x	28292		
		CLIN	OUT	G0	20680		
		CLIN	OUT	G1	20680		
		CLIN	OUT	G1	DELTA		
		CLIN	OUT	G1x	20680		
C 3	20550	ADMIN	IN	G2	20610		
		CLIN	IN	G1	20610		
C 3	20600	ADMIN	IN	G2	20610		
		CLIN	IN	G1	20610		
C 3	20605	ADMIN	IN	G2	20610		
		CLIN	IN	G1	20610		
C 3	20615	ADMIN	IN	G2	20680		
		ADMIN	IN	G2	DELTA		
		ADMIN	OUT	G2	20680		
		ADMIN	OUT	G2	DELTA		
		ADMIN	OUT	G2x	20680		
		CLIN	IN	G0	20680		
		CLIN	IN	G0	28292		
		CLIN	IN	G1	28292		
		CLIN	IN	G1x	28292		
		CLIN	OUT	G0	20680		
		CLIN	OUT	G1	20680		
		CLIN	OUT	G1	DELTA		
		CLIN	OUT	G1x	20680		
		C 3	20650	ADMIN	IN	G2	20680
				ADMIN	IN	G2	DELTA
ADMIN	IN			G2x	20680		
ADMIN	OUT			G2	20680		
ADMIN	OUT			G2	DELTA		
ADMIN	OUT			G2x	20680		
CLIN	IN			G0	20680		
CLIN	IN			G0	28292		
CLIN	IN			G1	28292		
CLIN	IN			G1x	20680		
CLIN	IN			G1x	28292		
CLIN	OUT			G0	20680		
CLIN	OUT			G1	20680		
CLIN	OUT			G1	DELTA		
CLIN	OUT			G1x	20680		

CPEP 3: Orthopaedic Surgery
Data Entry Log

CPEP	PROCCODE	CLINADM	SITE	TIMECAT	SERVREF
C 3	20660	ADMIN	OUT	G2	29405
		CLIN	OUT	G1	29405
C 3	20661	ADMIN	OUT	G2	20680
		ADMIN	OUT	G2	DELTA
		ADMIN	OUT	G2x	20680
		CLIN	OUT	G0	20680
		CLIN	OUT	G1	20680
		CLIN	OUT	G1x	20680
C 3	20662	ADMIN	OUT	G2	29405
		ADMIN	OUT	G2	DELTA
		ADMIN	OUT	G2x	23500
		CLIN	OUT	G1	29405
		CLIN	OUT	G1	DELTA
		CLIN	OUT	G1x	23500
C 3	20663	ADMIN	OUT	G2	29405
		ADMIN	OUT	G2	DELTA
		ADMIN	OUT	G2x	23500
		CLIN	OUT	G1	29405
		CLIN	OUT	G1	DELTA
		CLIN	OUT	G1x	23500
C 3	20665	ADMIN	IN	G2	29405
		ADMIN	IN	G2	DELTA
		ADMIN	IN	G2x	23500
		ADMIN	OUT	G2	29405
		ADMIN	OUT	G2	DELTA
		ADMIN	OUT	G2x	23500
		CLIN	IN	G1	29405
		CLIN	IN	G1x	23500
		CLIN	OUT	G1	29405
		CLIN	OUT	G1x	23500
C 3	20670	ADMIN	IN	G2	20680
		ADMIN	IN	G2	DELTA
		ADMIN	IN	G2x	20680
		ADMIN	OUT	G2	20680
		ADMIN	OUT	G2	DELTA
		ADMIN	OUT	G2x	20680
		CLIN	IN	G0	20680
		CLIN	IN	G0	28292
		CLIN	IN	G1	28292
		CLIN	IN	G1x	20680
		CLIN	IN	G1x	28292
		CLIN	OUT	G0	20680
		CLIN	OUT	G1	20680
		CLIN	OUT	G1	DELTA
CLIN	OUT	G1x	20680		
C 3	20690	ADMIN	OUT	G2	DELTA
		CLIN	OUT	G1	DELTA
C 3	20692	ADMIN	OUT	G2	DELTA
		CLIN	OUT	G1	DELTA
C 3	20693	ADMIN	OUT	G2	20680
		ADMIN	OUT	G2	DELTA
		ADMIN	OUT	G2x	20680
		CLIN	OUT	G0	20680
		CLIN	OUT	G1	20680
		CLIN	OUT	G1x	20680

CPEP 3: Orthopaedic Surgery
Data Entry Log

CPEP	PROCCODE	CLINADM	SITE	TIMECAT	SERVREF
C 3	20694	ADMIN	IN	G2	20680
		ADMIN	IN	G2x	20680
		ADMIN	OUT	G2	20680
		ADMIN	OUT	G2x	20680
		CLIN	IN	G0	20680
		CLIN	IN	G0	28292
		CLIN	IN	G1	28292
		CLIN	IN	G1x	20680
		CLIN	IN	G1x	28292
		CLIN	OUT	G0	20680
		CLIN	OUT	G1	20680
		CLIN	OUT	G1	DELTA
		CLIN	OUT	G1x	20680
C 3	20802	ADMIN	OUT	G2	24516
		ADMIN	OUT	G2	DELTA
		ADMIN	OUT	G2x	24516
		CLIN	OUT	G1	24516
		CLIN	OUT	G1	DELTA
		CLIN	OUT	G1x	24516
C 3	20804	ADMIN	OUT	G2	24516
		ADMIN	OUT	G2	DELTA
		ADMIN	OUT	G2x	24516
		CLIN	OUT	G1	24516
		CLIN	OUT	G1	DELTA
		CLIN	OUT	G1x	24516
C 3	20805	ADMIN	OUT	G2	26055
		ADMIN	OUT	G2	DELTA
		ADMIN	OUT	G2x	26055
		ADMIN	OUT	G2x	DELTA
		CLIN	OUT	G0	26055
		CLIN	OUT	G1	26055
		CLIN	OUT	G1x	26055
CLIN	OUT	G1x	DELTA		
C 3	20806	ADMIN	OUT	G2	26055
		ADMIN	OUT	G2	DELTA
		ADMIN	OUT	G2x	26055
		ADMIN	OUT	G2x	DELTA
		CLIN	OUT	G0	26055
		CLIN	OUT	G1	26055
		CLIN	OUT	G1x	26055
		CLIN	OUT	G1x	DELTA
C 3	20808	ADMIN	OUT	G2	26055
		ADMIN	OUT	G2	DELTA
		ADMIN	OUT	G2x	26055
		ADMIN	OUT	G2x	DELTA
		CLIN	OUT	G0	26055
		CLIN	OUT	G1	26055
		CLIN	OUT	G1x	26055
		CLIN	OUT	G1x	DELTA
C 3	20812	ADMIN	OUT	G2	26055
		ADMIN	OUT	G2	DELTA
		ADMIN	OUT	G2x	26055
		ADMIN	OUT	G2x	DELTA
		CLIN	OUT	G0	26055
		CLIN	OUT	G1	26055
		CLIN	OUT	G1x	26055
		CLIN	OUT	G1x	DELTA

CPEP 3: Orthopaedic Surgery
Data Entry Log

CPEP	PROCCODE	CLINADM	SITE	TIMECAT	SERVREF
C 3	20816	ADMIN	OUT	G2	26055
		ADMIN	OUT	G2	DELTA
		ADMIN	OUT	G2x	26055
		ADMIN	OUT	G2x	DELTA
		CLIN	OUT	G0	26055
		CLIN	OUT	G1	26055
		CLIN	OUT	G1x	26055
		CLIN	OUT	G1x	DELTA
C 3	20820	ADMIN	OUT	G2	26055
		ADMIN	OUT	G2	DELTA
		ADMIN	OUT	G2x	26055
		ADMIN	OUT	G2x	DELTA
		CLIN	OUT	G0	26055
		CLIN	OUT	G1	26055
		CLIN	OUT	G1x	26055
		CLIN	OUT	G1x	DELTA
C 3	20822	ADMIN	OUT	G2	26055
		ADMIN	OUT	G2	DELTA
		ADMIN	OUT	G2x	26055
		ADMIN	OUT	G2x	DELTA
		CLIN	OUT	G0	26055
		CLIN	OUT	G1	26055
		CLIN	OUT	G1x	26055
		CLIN	OUT	G1x	DELTA
C 3	20823	ADMIN	OUT	G2	26055
		ADMIN	OUT	G2	DELTA
		ADMIN	OUT	G2x	26055
		ADMIN	OUT	G2x	DELTA
		CLIN	OUT	G0	26055
		CLIN	OUT	G1	26055
		CLIN	OUT	G1x	26055
		CLIN	OUT	G1x	DELTA
C 3	20824	ADMIN	OUT	G2	26055
		ADMIN	OUT	G2	DELTA
		ADMIN	OUT	G2x	26055
		ADMIN	OUT	G2x	DELTA
		CLIN	OUT	G0	26055
		CLIN	OUT	G1	26055
		CLIN	OUT	G1x	26055
		CLIN	OUT	G1x	DELTA
C 3	20826	ADMIN	OUT	G2	26055
		ADMIN	OUT	G2	DELTA
		ADMIN	OUT	G2x	26055
		ADMIN	OUT	G2x	DELTA
		CLIN	OUT	G0	26055
		CLIN	OUT	G1	26055
		CLIN	OUT	G1x	26055
		CLIN	OUT	G1x	DELTA
C 3	20827	ADMIN	OUT	G2	26055
		ADMIN	OUT	G2	DELTA
		ADMIN	OUT	G2x	26055
		ADMIN	OUT	G2x	DELTA
		CLIN	OUT	G0	26055
		CLIN	OUT	G1	26055
		CLIN	OUT	G1x	26055
		CLIN	OUT	G1x	DELTA
C 3	20828	ADMIN	OUT	G2	26055
		ADMIN	OUT	G2	DELTA
		ADMIN	OUT	G2x	26055
		ADMIN	OUT	G2x	DELTA
		ADMIN	OUT	G2x	DELTA

CPEP 3: Orthopaedic Surgery
Data Entry Log

CPEP	PROCCODE	CLINADM	SITE	TIMECAT	SERVREF
		CLIN	OUT	G0	26055
		CLIN	OUT	G1	26055
		CLIN	OUT	G1x	26055
		CLIN	OUT	G1x	DELTA
C 3	20832	ADMIN	OUT	G2	27880
		ADMIN	OUT	G2	DELTA
		ADMIN	OUT	G2x	27880
		CLIN	OUT	G0	27880
		CLIN	OUT	G1	27880
		CLIN	OUT	G1	DELTA
		CLIN	OUT	G1x	27880
C 3	20834	ADMIN	OUT	G2	27880
		ADMIN	OUT	G2	DELTA
		ADMIN	OUT	G2x	27880
		CLIN	OUT	G0	27880
		CLIN	OUT	G1	27880
		CLIN	OUT	G1	DELTA
		CLIN	OUT	G1x	27880
C 3	20838	ADMIN	OUT	G2	28292
		ADMIN	OUT	G2	DELTA
		ADMIN	OUT	G2x	28292
		CLIN	OUT	G0	28292
		CLIN	OUT	G1	28292
		CLIN	OUT	G1	DELTA
		CLIN	OUT	G1x	28292
C 3	20840	ADMIN	OUT	G2	28292
		ADMIN	OUT	G2	DELTA
		ADMIN	OUT	G2x	28292
		CLIN	OUT	G0	28292
		CLIN	OUT	G1	28292
		CLIN	OUT	G1	DELTA
		CLIN	OUT	G1x	28292
C 3	20900	ADMIN	IN	G2	20680
		ADMIN	IN	G2	DELTA
		ADMIN	IN	G2x	20680
		ADMIN	OUT	G2	20680
		ADMIN	OUT	G2	DELTA
		ADMIN	OUT	G2x	20680
		CLIN	IN	G0	20680
		CLIN	IN	G0	28292
		CLIN	IN	G1	28292
		CLIN	IN	G1x	20680
		CLIN	IN	G1x	28292
		CLIN	OUT	G0	20680
		CLIN	OUT	G1	20680
		CLIN	OUT	G1	DELTA
		CLIN	OUT	G1x	20680
C 3	20902	ADMIN	OUT	G2	20680
		ADMIN	OUT	G2	DELTA
		ADMIN	OUT	G2x	20680
		CLIN	OUT	G0	20680
		CLIN	OUT	G1	20680
		CLIN	OUT	G1	DELTA
		CLIN	OUT	G1x	20680
C 3	20910	ADMIN	IN	G2	20680
		ADMIN	IN	G2	DELTA
		ADMIN	IN	G2x	20680
		ADMIN	OUT	G2	20680
		ADMIN	OUT	G2	DELTA
		ADMIN	OUT	G2x	20680
		CLIN	IN	G0	20680
		CLIN	IN	G0	28292
		CLIN	IN	G1	28292

CPEP 3: Orthopaedic Surgery
Data Entry Log

CPEP	PROCCODE	CLINADM	SITE	TIMECAT	SERVREF
		CLIN	IN	G1x	20680
		CLIN	IN	G1x	28292
		CLIN	OUT	G0	20680
		CLIN	OUT	G1	20680
		CLIN	OUT	G1	DELTA
		CLIN	OUT	G1x	20680
C 3	20912	ADMIN	OUT	G2	20680
		ADMIN	OUT	G2	DELTA
		ADMIN	OUT	G2x	20680
		CLIN	OUT	G0	20680
		CLIN	OUT	G1	20680
		CLIN	OUT	G1	DELTA
		CLIN	OUT	G1x	20680
C 3	20920	ADMIN	OUT	G2	20680
		ADMIN	OUT	G2	DELTA
		ADMIN	OUT	G2x	20680
		CLIN	OUT	G0	20680
		CLIN	OUT	G1	20680
		CLIN	OUT	G1	DELTA
		CLIN	OUT	G1x	20680
C 3	20922	ADMIN	IN	G2	20680
		ADMIN	IN	G2	DELTA
		ADMIN	IN	G2x	20680
		ADMIN	OUT	G2	20680
		ADMIN	OUT	G2	DELTA
		ADMIN	OUT	G2x	20680
		CLIN	IN	G0	20680
		CLIN	IN	G0	28292
		CLIN	IN	G1	28292
		CLIN	IN	G1x	20680
		CLIN	IN	G1x	28292
		CLIN	OUT	G0	20680
		CLIN	OUT	G1	20680
		CLIN	OUT	G1x	20680
C 3	20924	ADMIN	OUT	G2	20680
		ADMIN	OUT	G2	DELTA
		ADMIN	OUT	G2x	20680
		CLIN	OUT	G0	20680
		CLIN	OUT	G1	20680
		CLIN	OUT	G1	DELTA
		CLIN	OUT	G1x	20680
C 3	20926	ADMIN	OUT	G2	20680
		ADMIN	OUT	G2	DELTA
		ADMIN	OUT	G2x	20680
		CLIN	OUT	G0	20680
		CLIN	OUT	G1	20680
		CLIN	OUT	G1	DELTA
		CLIN	OUT	G1x	20680
C 3	20950	ADMIN	OUT	G2	20680
		ADMIN	OUT	G2	DELTA
		ADMIN	OUT	G2x	20680
		CLIN	OUT	G0	20680
		CLIN	OUT	G1	20680
		CLIN	OUT	G1	DELTA
		CLIN	OUT	G1x	20680
C 3	20955	ADMIN	OUT	G2	20680
		ADMIN	OUT	G2	DELTA
		ADMIN	OUT	G2x	20680
		CLIN	OUT	G0	20680
		CLIN	OUT	G1	20680
		CLIN	OUT	G1	DELTA
		CLIN	OUT	G1x	20680

CPEP 3: Orthopaedic Surgery
Data Entry Log

CPEP	PROCCODE	CLINADM	SITE	TIMECAT	SERVREF
C 3	20960	ADMIN	OUT	G2	20680
		ADMIN	OUT	G2	DELTA
		ADMIN	OUT	G2x	20680
		CLIN	OUT	G0	20680
		CLIN	OUT	G1	20680
		CLIN	OUT	G1	DELTA
		CLIN	OUT	G1x	20680
C 3	20962	ADMIN	OUT	G2	20680
		ADMIN	OUT	G2	DELTA
		ADMIN	OUT	G2x	20680
		CLIN	OUT	G0	20680
		CLIN	OUT	G1	20680
		CLIN	OUT	G1	DELTA
		CLIN	OUT	G1x	20680
C 3	20969	ADMIN	OUT	G2	20680
		ADMIN	OUT	G2	DELTA
		ADMIN	OUT	G2x	20680
		CLIN	OUT	G0	20680
		CLIN	OUT	G1	20680
		CLIN	OUT	G1	DELTA
		CLIN	OUT	G1x	20680
C 3	20970	ADMIN	OUT	G2	20680
		ADMIN	OUT	G2	DELTA
		ADMIN	OUT	G2x	20680
		CLIN	OUT	G0	20680
		CLIN	OUT	G1	20680
		CLIN	OUT	G1	DELTA
		CLIN	OUT	G1x	20680
C 3	20971	ADMIN	OUT	G2	20680
		ADMIN	OUT	G2	DELTA
		ADMIN	OUT	G2x	20680
		CLIN	OUT	G0	20680
		CLIN	OUT	G1	20680
		CLIN	OUT	G1	DELTA
		CLIN	OUT	G1x	20680
C 3	20972	ADMIN	IN	G2	20680
		ADMIN	IN	G2	DELTA
		ADMIN	IN	G2x	20680
		CLIN	IN	G0	20680
		CLIN	IN	G0	28292
		CLIN	IN	G1	28292
		CLIN	IN	G1x	20680
CLIN	IN	G1x	28292		
C 3	20973	ADMIN	OUT	G2	20680
		ADMIN	OUT	G2	DELTA
		ADMIN	OUT	G2x	20680
		CLIN	OUT	G0	20680
		CLIN	OUT	G1	20680
		CLIN	OUT	G1	DELTA
		CLIN	OUT	G1x	20680
C 3	20974	ADMIN	IN	G2	DELTA
		CLIN	IN	G1	DELTA
C 3	20975	ADMIN	OUT	G2	DELTA
C 3	21610	ADMIN	OUT	G2	63030
		ADMIN	OUT	G2	DELTA
		ADMIN	OUT	G2x	63030
		CLIN	OUT	G0	63030
		CLIN	OUT	G1	63030
		CLIN	OUT	G1	DELTA
		CLIN	OUT	G1x	63030

CPEP 3: Orthopaedic Surgery
Data Entry Log

CPEP	PROCCODE	CLINADM	SITE	TIMECAT	SERVREF
C 3	21700	ADMIN	IN	G2	20680
		ADMIN	IN	G2x	20680
		ADMIN	OUT	G2	20680
		ADMIN	OUT	G2x	20680
		CLIN	IN	G0	20680
		CLIN	IN	G0	28292
		CLIN	IN	G1	28292
		CLIN	IN	G1x	20680
		CLIN	IN	G1x	28292
		CLIN	OUT	G0	20680
		CLIN	OUT	G1	20680
		CLIN	OUT	G1x	20680
		C 3	21720	ADMIN	IN
ADMIN	IN			G2x	20680
ADMIN	OUT			G2	20680
ADMIN	OUT			G2x	20680
CLIN	IN			G0	20680
CLIN	IN			G0	28292
CLIN	IN			G1	28292
CLIN	IN			G1x	20680
CLIN	IN			G1x	28292
CLIN	OUT			G0	20680
CLIN	OUT			G1	20680
CLIN	OUT			G1x	20680
C 3	21725			ADMIN	OUT
		ADMIN	OUT	G2x	20680
		CLIN	OUT	G0	20680
		CLIN	OUT	G1	20680
		CLIN	OUT	G1x	20680
C 3	21800	ADMIN	IN	G2	23500
		ADMIN	IN	G2	DELTA
		ADMIN	IN	G2x	23500
		ADMIN	OUT	G2	23500
		ADMIN	OUT	G2	DELTA
		ADMIN	OUT	G2x	23500
		CLIN	IN	G1	23500
		CLIN	IN	G1x	23500
		CLIN	OUT	G1	23500
		CLIN	OUT	G1x	23500
C 3	21805	ADMIN	OUT	G2	27822
		ADMIN	OUT	G2	DELTA
		ADMIN	OUT	G2x	27822
		CLIN	OUT	G1	27822
		CLIN	OUT	G1	DELTA
		CLIN	OUT	G1x	27822
C 3	21820	ADMIN	IN	G2	23500
		ADMIN	IN	G2	DELTA
		ADMIN	IN	G2x	23500
		ADMIN	OUT	G2	23500
		ADMIN	OUT	G2	DELTA
		ADMIN	OUT	G2x	23500
		CLIN	IN	G1	23500
		CLIN	IN	G1x	23500
		CLIN	OUT	G1	23500
		CLIN	OUT	G1x	23500
C 3	21825	ADMIN	OUT	G2	27822
		ADMIN	OUT	G2	DELTA
		ADMIN	OUT	G2x	27822
		CLIN	OUT	G1	27822
		CLIN	OUT	G1	DELTA
		CLIN	OUT	G1x	27822

CPEP 3: Orthopaedic Surgery
Data Entry Log

CPEP	PROCCODE	CLINADM	SITE	TIMECAT	SERVREF
C 3	21925	ADMIN	IN	G2	63030
		ADMIN	IN	G2x	63030
		ADMIN	OUT	G2	63030
		ADMIN	OUT	G2x	63030
		CLIN	IN	G0	63030
		CLIN	IN	G1	28292
		CLIN	IN	G1	DELTA
		CLIN	IN	G1x	63030
		CLIN	OUT	G0	63030
		CLIN	OUT	G1	63030
		CLIN	OUT	G1	DELTA
		CLIN	OUT	G1x	63030
		C 3	21935	ADMIN	OUT
ADMIN	OUT			G2	DELTA
ADMIN	OUT			G2x	63030
CLIN	OUT			G0	63030
CLIN	OUT			G1	63030
CLIN	OUT			G1	DELTA
CLIN	OUT			G1x	63030
C 3	22100	ADMIN	OUT	G2	63030
		ADMIN	OUT	G2x	63030
		CLIN	OUT	G0	63030
		CLIN	OUT	G1	63030
		CLIN	OUT	G1x	63030
C 3	22101	ADMIN	OUT	G2	63030
		ADMIN	OUT	G2x	63030
		CLIN	OUT	G0	63030
		CLIN	OUT	G1	63030
		CLIN	OUT	G1x	63030
C 3	22102	ADMIN	OUT	G2	63030
		ADMIN	OUT	G2x	63030
		CLIN	OUT	G0	63030
		CLIN	OUT	G1	63030
		CLIN	OUT	G1x	63030
C 3	22105	ADMIN	OUT	G2	63030
		ADMIN	OUT	G2	DELTA
		ADMIN	OUT	G2x	63030
		CLIN	OUT	G0	63030
		CLIN	OUT	G1	63030
		CLIN	OUT	G1	DELTA
		CLIN	OUT	G1x	63030
C 3	22106	ADMIN	OUT	G2	63030
		ADMIN	OUT	G2	DELTA
		ADMIN	OUT	G2x	63030
		CLIN	OUT	G0	63030
		CLIN	OUT	G1	63030
		CLIN	OUT	G1	DELTA
		CLIN	OUT	G1x	63030
C 3	22107	ADMIN	OUT	G2	63030
		ADMIN	OUT	G2	DELTA
		ADMIN	OUT	G2x	63030
		CLIN	OUT	G0	63030
		CLIN	OUT	G1	63030
		CLIN	OUT	G1	DELTA
		CLIN	OUT	G1x	63030
C 3	22110	ADMIN	OUT	G2	63030
		ADMIN	OUT	G2	DELTA
		ADMIN	OUT	G2x	63030
		CLIN	OUT	G0	63030
		CLIN	OUT	G1	63030
		CLIN	OUT	G1	DELTA
		CLIN	OUT	G1x	63030

CPEP 3: Orthopaedic Surgery
Data Entry Log

CPEP	PROCCODE	CLINADM	SITE	TIMECAT	SERVREF
C 3	22112	ADMIN	OUT	G2	63030
		ADMIN	OUT	G2	DELTA
		ADMIN	OUT	G2x	63030
		CLIN	OUT	G0	63030
		CLIN	OUT	G1	63030
		CLIN	OUT	G1	DELTA
		CLIN	OUT	G1x	63030
C 3	22114	ADMIN	OUT	G2	63030
		ADMIN	OUT	G2	DELTA
		ADMIN	OUT	G2x	63030
		CLIN	OUT	G0	63030
		CLIN	OUT	G1	63030
		CLIN	OUT	G1	DELTA
		CLIN	OUT	G1x	63030
C 3	22140	ADMIN	OUT	G2	63030
		ADMIN	OUT	G2	DELTA
		ADMIN	OUT	G2x	63030
		CLIN	OUT	G0	63030
		CLIN	OUT	G1	63030
		CLIN	OUT	G1	DELTA
		CLIN	OUT	G1x	63030
C 3	22141	ADMIN	OUT	G2	63030
		ADMIN	OUT	G2	DELTA
		ADMIN	OUT	G2x	63030
		CLIN	OUT	G0	63030
		CLIN	OUT	G1	63030
		CLIN	OUT	G1	DELTA
		CLIN	OUT	G1x	63030
C 3	22142	ADMIN	OUT	G2	63030
		ADMIN	OUT	G2	DELTA
		ADMIN	OUT	G2x	63030
		CLIN	OUT	G0	63030
		CLIN	OUT	G1	63030
		CLIN	OUT	G1	DELTA
		CLIN	OUT	G1x	63030
C 3	22148	ADMIN	OUT	G2	DELTA
C 3	22150	ADMIN	OUT	G2	63030
		ADMIN	OUT	G2	DELTA
		ADMIN	OUT	G2x	63030
		CLIN	OUT	G0	63030
		CLIN	OUT	G1	63030
		CLIN	OUT	G1	DELTA
		CLIN	OUT	G1x	63030
C 3	22151	ADMIN	OUT	G2	63030
		ADMIN	OUT	G2	DELTA
		ADMIN	OUT	G2x	63030
		CLIN	OUT	G0	63030
		CLIN	OUT	G1	63030
		CLIN	OUT	G1	DELTA
		CLIN	OUT	G1x	63030
C 3	22152	ADMIN	OUT	G2	63030
		ADMIN	OUT	G2	DELTA
		ADMIN	OUT	G2x	63030
		CLIN	OUT	G0	63030
		CLIN	OUT	G1	63030
		CLIN	OUT	G1	DELTA
		CLIN	OUT	G1x	63030

CPEP 3: Orthopaedic Surgery
Data Entry Log

CPEP	PROCCODE	CLINADM	SITE	TIMECAT	SERVREF
C 3	22210	ADMIN	OUT	G2	63030
		ADMIN	OUT	G2	DELTA
		ADMIN	OUT	G2x	63030
		CLIN	OUT	G0	63030
		CLIN	OUT	G1	63030
		CLIN	OUT	G1	DELTA
		CLIN	OUT	G1x	63030
C 3	22212	ADMIN	OUT	G2	63030
		ADMIN	OUT	G2	DELTA
		ADMIN	OUT	G2x	63030
		CLIN	OUT	G0	63030
		CLIN	OUT	G1	63030
		CLIN	OUT	G1	DELTA
		CLIN	OUT	G1x	63030
C 3	22214	ADMIN	OUT	G2	63030
		ADMIN	OUT	G2	DELTA
		ADMIN	OUT	G2x	63030
		CLIN	OUT	G0	63030
		CLIN	OUT	G1	63030
		CLIN	OUT	G1	DELTA
		CLIN	OUT	G1x	63030
C 3	22220	ADMIN	OUT	G2	63030
		ADMIN	OUT	G2	DELTA
		ADMIN	OUT	G2x	63030
		CLIN	OUT	G0	63030
		CLIN	OUT	G1	63030
		CLIN	OUT	G1	DELTA
		CLIN	OUT	G1x	63030
C 3	22222	ADMIN	OUT	G2	63030
		ADMIN	OUT	G2	DELTA
		ADMIN	OUT	G2x	63030
		CLIN	OUT	G0	63030
		CLIN	OUT	G1	63030
		CLIN	OUT	G1	DELTA
		CLIN	OUT	G1x	63030
C 3	22224	ADMIN	OUT	G2	63030
		ADMIN	OUT	G2	DELTA
		ADMIN	OUT	G2x	63030
		CLIN	OUT	G0	63030
		CLIN	OUT	G1	63030
		CLIN	OUT	G1	DELTA
		CLIN	OUT	G1x	63030
C 3	22305	ADMIN	IN	G2	23500
		ADMIN	IN	G2	DELTA
		ADMIN	IN	G2x	23500
		ADMIN	OUT	G2	23500
		ADMIN	OUT	G2	DELTA
		ADMIN	OUT	G2x	23500
		CLIN	IN	G1	23500
		CLIN	IN	G1x	23500
		CLIN	OUT	G1	23500
C 3	22310	ADMIN	IN	G2	23500
		ADMIN	IN	G2	DELTA
		ADMIN	IN	G2x	23500
		ADMIN	OUT	G2	23500
		ADMIN	OUT	G2	DELTA
		ADMIN	OUT	G2x	23500
		CLIN	IN	G1	23500
		CLIN	IN	G1x	23500
		CLIN	OUT	G1	23500
		CLIN	OUT	G1	DELTA
		CLIN	OUT	G1x	23500

CPEP 3: Orthopaedic Surgery
Data Entry Log

CPEP	PROCCODE	CLINADM	SITE	TIMECAT	SERVREF
C 3	22315	ADMIN	IN	G2	63030
		ADMIN	IN	G2	DELTA
		ADMIN	IN	G2x	63030
		ADMIN	OUT	G2	63030
		ADMIN	OUT	G2	DELTA
		ADMIN	OUT	G2x	63030
		CLIN	IN	G0	63030
		CLIN	IN	G1	28292
		CLIN	IN	G1	DELTA
		CLIN	IN	G1x	63030
		CLIN	OUT	G0	63030
		CLIN	OUT	G1	63030
		CLIN	OUT	G1	DELTA
		CLIN	OUT	G1x	63030
C 3	22325	ADMIN	OUT	G2	63030
		ADMIN	OUT	G2	DELTA
		ADMIN	OUT	G2x	63030
		CLIN	OUT	G0	63030
		CLIN	OUT	G1	63030
		CLIN	OUT	G1	DELTA
C 3	22326	ADMIN	OUT	G2	63030
		ADMIN	OUT	G2	DELTA
		ADMIN	OUT	G2x	63030
		CLIN	OUT	G0	63030
		CLIN	OUT	G1	63030
		CLIN	OUT	G1	DELTA
C 3	22327	ADMIN	OUT	G2	63030
		ADMIN	OUT	G2	DELTA
		ADMIN	OUT	G2x	63030
		CLIN	OUT	G0	63030
		CLIN	OUT	G1	63030
		CLIN	OUT	G1	DELTA
C 3	22505	ADMIN	IN	G2	23655
		ADMIN	IN	G2	DELTA
		ADMIN	IN	G2x	23655
		ADMIN	OUT	G2	23655
		ADMIN	OUT	G2	DELTA
		ADMIN	OUT	G2x	23655
		CLIN	IN	G0	28292
		CLIN	IN	G1	25605
		CLIN	IN	G1x	23655
		CLIN	OUT	G0	28292
		CLIN	OUT	G1	23655
		CLIN	OUT	G1	DELTA
		CLIN	OUT	G1x	23655
		C 3	22548	ADMIN	OUT
ADMIN	OUT			G2	DELTA
ADMIN	OUT			G2x	63030
CLIN	OUT			G0	63030
CLIN	OUT			G1	63030
CLIN	OUT			G1	DELTA
C 3	22554	ADMIN	OUT	G2	63030
		ADMIN	OUT	G2	DELTA
		ADMIN	OUT	G2x	63030
		CLIN	OUT	G0	63030
		CLIN	OUT	G1	63030
		CLIN	OUT	G1	DELTA
CLIN	OUT	G1x	63030		

CPEP 3: Orthopaedic Surgery
Data Entry Log

CPEP	PROCCODE	CLINADM	SITE	TIMECAT	SERVREF
C 3	22556	ADMIN	OUT	G2	63030
		ADMIN	OUT	G2	DELTA
		ADMIN	OUT	G2x	63030
		CLIN	OUT	G0	63030
		CLIN	OUT	G1	63030
		CLIN	OUT	G1	DELTA
		CLIN	OUT	G1x	63030
C 3	22558	ADMIN	OUT	G2	63030
		ADMIN	OUT	G2	DELTA
		ADMIN	OUT	G2x	63030
		CLIN	OUT	G0	63030
		CLIN	OUT	G1	63030
		CLIN	OUT	G1	DELTA
		CLIN	OUT	G1x	63030
C 3	22590	ADMIN	OUT	G2	63030
		ADMIN	OUT	G2	DELTA
		ADMIN	OUT	G2x	63030
		CLIN	OUT	G0	63030
		CLIN	OUT	G1	63030
		CLIN	OUT	G1	DELTA
		CLIN	OUT	G1x	63030
C 3	22595	ADMIN	OUT	G2	63030
		ADMIN	OUT	G2	DELTA
		ADMIN	OUT	G2x	63030
		CLIN	OUT	G0	63030
		CLIN	OUT	G1	63030
		CLIN	OUT	G1	DELTA
		CLIN	OUT	G1x	63030
C 3	22600	ADMIN	OUT	G2	63030
		ADMIN	OUT	G2	DELTA
		ADMIN	OUT	G2x	63030
		CLIN	OUT	G0	63030
		CLIN	OUT	G1	63030
		CLIN	OUT	G1	DELTA
		CLIN	OUT	G1x	63030
C 3	22610	ADMIN	OUT	G2	63030
		ADMIN	OUT	G2	DELTA
		ADMIN	OUT	G2x	63030
		CLIN	OUT	G0	63030
		CLIN	OUT	G1	63030
		CLIN	OUT	G1	DELTA
		CLIN	OUT	G1x	63030
C 3	22612	ADMIN	OUT	G2	63030
		ADMIN	OUT	G2	DELTA
		ADMIN	OUT	G2x	63030
		CLIN	OUT	G0	63030
		CLIN	OUT	G1	63030
		CLIN	OUT	G1	DELTA
		CLIN	OUT	G1x	63030
C 3	22625	ADMIN	OUT	G2	63030
		ADMIN	OUT	G2	DELTA
		ADMIN	OUT	G2x	63030
		CLIN	OUT	G0	63030
		CLIN	OUT	G1	63030
		CLIN	OUT	G1	DELTA
		CLIN	OUT	G1x	63030

CPEP 3: Orthopaedic Surgery
Data Entry Log

CPEP	PROCCODE	CLINADM	SITE	TIMECAT	SERVREF
C 3	22630	ADMIN	OUT	G2	63030
		ADMIN	OUT	G2	DELTA
		ADMIN	OUT	G2x	63030
		CLIN	OUT	G0	63030
		CLIN	OUT	G1	63030
		CLIN	OUT	G1	DELTA
		CLIN	OUT	G1x	63030
C 3	22800	ADMIN	OUT	G2	63030
		ADMIN	OUT	G2	DELTA
		ADMIN	OUT	G2x	63030
		CLIN	OUT	G0	63030
		CLIN	OUT	G1	63030
		CLIN	OUT	G1	DELTA
		CLIN	OUT	G1x	63030
C 3	22802	ADMIN	OUT	G2	63030
		ADMIN	OUT	G2	DELTA
		ADMIN	OUT	G2x	63030
		CLIN	OUT	G0	63030
		CLIN	OUT	G1	63030
		CLIN	OUT	G1	DELTA
		CLIN	OUT	G1x	63030
C 3	22810	ADMIN	OUT	G2	63030
		ADMIN	OUT	G2	DELTA
		ADMIN	OUT	G2x	63030
		CLIN	OUT	G0	63030
		CLIN	OUT	G1	63030
		CLIN	OUT	G1	DELTA
		CLIN	OUT	G1x	63030
C 3	22812	ADMIN	OUT	G2	63030
		ADMIN	OUT	G2	DELTA
		ADMIN	OUT	G2x	63030
		CLIN	OUT	G0	63030
		CLIN	OUT	G1	63030
		CLIN	OUT	G1	DELTA
		CLIN	OUT	G1x	63030
C 3	22820	ADMIN	OUT	G2	DELTA
C 3	22830	ADMIN	OUT	G2	63030
		ADMIN	OUT	G2	DELTA
		ADMIN	OUT	G2x	63030
		CLIN	OUT	G0	63030
		CLIN	OUT	G1	63030
		CLIN	OUT	G1	DELTA
		CLIN	OUT	G1x	63030
C 3	22840	ADMIN	OUT	G2	63030
		ADMIN	OUT	G2	DELTA
		CLIN	OUT	G0	63030
		CLIN	OUT	G1	63030
		CLIN	OUT	G1	DELTA
C 3	22845	ADMIN	OUT	G2	63030
		ADMIN	OUT	G2	DELTA
		CLIN	OUT	G0	63030
		CLIN	OUT	G1	63030
		CLIN	OUT	G1	DELTA
C 3	22849	ADMIN	OUT	G2	63030
		ADMIN	OUT	G2	DELTA
		ADMIN	OUT	G2x	63030
		CLIN	OUT	G0	63030
		CLIN	OUT	G1	63030
		CLIN	OUT	G1	DELTA
		CLIN	OUT	G1x	63030

CPEP 3: Orthopaedic Surgery
Data Entry Log

CPEP	PROCCODE	CLINADM	SITE	TIMECAT	SERVREF
C 3	22850	ADMIN	OUT	G2	63030
		ADMIN	OUT	G2x	63030
		CLIN	OUT	G0	63030
		CLIN	OUT	G1	63030
		CLIN	OUT	G1	DELTA
		CLIN	OUT	G1x	63030
C 3	22852	ADMIN	OUT	G2	63030
		ADMIN	OUT	G2x	63030
		CLIN	OUT	G0	63030
		CLIN	OUT	G1	63030
		CLIN	OUT	G1	DELTA
		CLIN	OUT	G1x	63030
C 3	22855	ADMIN	OUT	G2	63030
		ADMIN	OUT	G2x	63030
		CLIN	OUT	G0	63030
		CLIN	OUT	G1	63030
		CLIN	OUT	G1	DELTA
		CLIN	OUT	G1x	63030
C 3	23000	ADMIN	IN	G2	20680
		ADMIN	IN	G2	DELTA
		ADMIN	IN	G2x	20680
		ADMIN	OUT	G2	20680
		ADMIN	OUT	G2	DELTA
		ADMIN	OUT	G2x	20680
		CLIN	IN	G0	20680
		CLIN	IN	G0	28292
		CLIN	IN	G1	28292
		CLIN	IN	G1x	20680
		CLIN	IN	G1x	28292
		CLIN	OUT	G0	20680
		CLIN	OUT	G1	20680
		CLIN	OUT	G1	DELTA
		CLIN	OUT	G1x	20680
C 3	23020	ADMIN	OUT	G2	23420
		ADMIN	OUT	G2	DELTA
		ADMIN	OUT	G2x	23420
		CLIN	OUT	G0	23420
		CLIN	OUT	G1	23420
		CLIN	OUT	G1	DELTA
		CLIN	OUT	G1x	23420
		CLIN	OUT	G1x	23420
C 3	23030	ADMIN	IN	G2	23420
		ADMIN	IN	G2	DELTA
		ADMIN	IN	G2x	23420
		ADMIN	OUT	G2	23420
		ADMIN	OUT	G2	DELTA
		ADMIN	OUT	G2x	23420
		CLIN	IN	G0	23420
		CLIN	IN	G1	28292
		CLIN	IN	G1x	23420
		CLIN	OUT	G0	23420
		CLIN	OUT	G1	23420
		CLIN	OUT	G1	DELTA
CLIN	OUT	G1x	23420		
C 3	23031	ADMIN	IN	G2	23420
		ADMIN	IN	G2	DELTA
		ADMIN	IN	G2x	23420
		ADMIN	OUT	G2	23420
		ADMIN	OUT	G2	DELTA
		ADMIN	OUT	G2x	23420

CPEP 3: Orthopaedic Surgery
Data Entry Log

CPEP	PROCCODE	CLINADM	SITE	TIMECAT	SERVREF
		CLIN	IN	G0	23420
		CLIN	IN	G1	28292
		CLIN	IN	G1x	23420
		CLIN	OUT	G0	23420
		CLIN	OUT	G1	23420
		CLIN	OUT	G1	DELTA
		CLIN	OUT	G1x	23420
C 3	23035	ADMIN	OUT	G2	23420
		ADMIN	OUT	G2	DELTA
		ADMIN	OUT	G2x	23420
		CLIN	OUT	G0	23420
		CLIN	OUT	G1	23420
		CLIN	OUT	G1	DELTA
		CLIN	OUT	G1x	23420
C 3	23040	ADMIN	OUT	G2	23420
		ADMIN	OUT	G2x	23420
		CLIN	OUT	G0	23420
		CLIN	OUT	G1	23420
		CLIN	OUT	G1	DELTA
		CLIN	OUT	G1x	23420
C 3	23044	ADMIN	OUT	G2	23420
		ADMIN	OUT	G2x	23420
		CLIN	OUT	G0	23420
		CLIN	OUT	G1	23420
		CLIN	OUT	G1	DELTA
		CLIN	OUT	G1x	23420
C 3	23066	ADMIN	IN	G2	23420
		ADMIN	IN	G2	DELTA
		ADMIN	IN	G2x	23420
		ADMIN	OUT	G2	23420
		ADMIN	OUT	G2	DELTA
		ADMIN	OUT	G2x	23420
		CLIN	IN	G0	23420
		CLIN	IN	G1	28292
		CLIN	IN	G1x	23420
		CLIN	OUT	G0	23420
		CLIN	OUT	G1	23420
		CLIN	OUT	G1	DELTA
		CLIN	OUT	G1x	23420
C 3	23075	ADMIN	IN	G2	23420
		ADMIN	IN	G2	DELTA
		ADMIN	IN	G2x	23420
		ADMIN	OUT	G2	23420
		ADMIN	OUT	G2	DELTA
		ADMIN	OUT	G2x	23420
		CLIN	IN	G0	23420
		CLIN	IN	G1	28292
		CLIN	IN	G1x	23420
		CLIN	OUT	G0	23420
		CLIN	OUT	G1	23420
		CLIN	OUT	G1	DELTA
		CLIN	OUT	G1x	23420
C 3	23076	ADMIN	OUT	G2	23420
		ADMIN	OUT	G2	DELTA
		ADMIN	OUT	G2x	23420
		CLIN	OUT	G0	23420
		CLIN	OUT	G1	23420
		CLIN	OUT	G1	DELTA
		CLIN	OUT	G1x	23420

CPEP 3: Orthopaedic Surgery
Data Entry Log

CPEP	PROCCODE	CLINADM	SITE	TIMECAT	SERVREF
C 3	23077	ADMIN	OUT	G2	23420
		ADMIN	OUT	G2x	23420
		CLIN	OUT	G0	23420
		CLIN	OUT	G1	23420
		CLIN	OUT	G1	DELTA
		CLIN	OUT	G1x	23420
C 3	23100	ADMIN	OUT	G2	23420
		ADMIN	OUT	G2	DELTA
		ADMIN	OUT	G2x	23420
		CLIN	OUT	G0	23420
		CLIN	OUT	G1	23420
		CLIN	OUT	G1	DELTA
C 3	23101	ADMIN	OUT	G2	23420
		ADMIN	OUT	G2	DELTA
		ADMIN	OUT	G2x	23420
		CLIN	OUT	G0	23420
		CLIN	OUT	G1	23420
		CLIN	OUT	G1	DELTA
C 3	23105	ADMIN	OUT	G2	23420
		ADMIN	OUT	G2	DELTA
		ADMIN	OUT	G2x	23420
		CLIN	OUT	G0	23420
		CLIN	OUT	G1	23420
		CLIN	OUT	G1	DELTA
C 3	23106	ADMIN	OUT	G2	23420
		ADMIN	OUT	G2	DELTA
		ADMIN	OUT	G2x	23420
		CLIN	OUT	G0	23420
		CLIN	OUT	G1	23420
		CLIN	OUT	G1	DELTA
C 3	23107	ADMIN	OUT	G2	23420
		ADMIN	OUT	G2	DELTA
		ADMIN	OUT	G2x	23420
		CLIN	OUT	G0	23420
		CLIN	OUT	G1	23420
		CLIN	OUT	G1	DELTA
C 3	23120	ADMIN	OUT	G2	23420
		ADMIN	OUT	G2	DELTA
		ADMIN	OUT	G2x	23420
		CLIN	OUT	G0	23420
		CLIN	OUT	G1	23420
		CLIN	OUT	G1	DELTA
C 3	23125	ADMIN	OUT	G2	23420
		ADMIN	OUT	G2	DELTA
		ADMIN	OUT	G2x	23420
		CLIN	OUT	G0	23420
		CLIN	OUT	G1	23420
		CLIN	OUT	G1	DELTA
C 3	23130	ADMIN	OUT	G2	23420
		ADMIN	OUT	G2	DELTA
		ADMIN	OUT	G2x	23420
		CLIN	OUT	G0	23420
		CLIN	OUT	G1	23420
		CLIN	OUT	G1	DELTA
C 3	23130	ADMIN	OUT	G2	23420
		ADMIN	OUT	G2	DELTA
		ADMIN	OUT	G2x	23420
		CLIN	OUT	G0	23420
		CLIN	OUT	G1	23420
		CLIN	OUT	G1	DELTA
C 3	23130	ADMIN	OUT	G2	23420
		ADMIN	OUT	G2	DELTA
		ADMIN	OUT	G2x	23420
		CLIN	OUT	G0	23420
		CLIN	OUT	G1	23420
		CLIN	OUT	G1	DELTA
C 3	23130	ADMIN	OUT	G2	23420
		ADMIN	OUT	G2	DELTA
		ADMIN	OUT	G2x	23420
		CLIN	OUT	G0	23420
		CLIN	OUT	G1	23420
		CLIN	OUT	G1	DELTA
C 3	23130	ADMIN	OUT	G2	23420
		ADMIN	OUT	G2	DELTA
		ADMIN	OUT	G2x	23420
		CLIN	OUT	G0	23420
		CLIN	OUT	G1	23420
		CLIN	OUT	G1	DELTA

CPEP 3: Orthopaedic Surgery
Data Entry Log

CPEP	PROCCODE	CLINADM	SITE	TIMECAT	SERVREF
C 3	23140	ADMIN	OUT	G2	23420
		ADMIN	OUT	G2	DELTA
		ADMIN	OUT	G2x	23420
		CLIN	OUT	G0	23420
		CLIN	OUT	G1	23420
		CLIN	OUT	G1	DELTA
		CLIN	OUT	G1x	23420
C 3	23145	ADMIN	OUT	G2	23420
		ADMIN	OUT	G2x	23420
		CLIN	OUT	G0	23420
		CLIN	OUT	G1	23420
		CLIN	OUT	G1x	23420
C 3	23146	ADMIN	OUT	G2	23420
		ADMIN	OUT	G2x	23420
		CLIN	OUT	G0	23420
		CLIN	OUT	G1	23420
		CLIN	OUT	G1x	23420
C 3	23150	ADMIN	OUT	G2	23420
		ADMIN	OUT	G2	DELTA
		ADMIN	OUT	G2x	23420
		CLIN	OUT	G0	23420
		CLIN	OUT	G1	23420
		CLIN	OUT	G1	DELTA
C 3	23155	ADMIN	OUT	G2	23420
		ADMIN	OUT	G2x	23420
		CLIN	OUT	G0	23420
		CLIN	OUT	G1	23420
		CLIN	OUT	G1x	23420
C 3	23156	ADMIN	OUT	G2	23420
		ADMIN	OUT	G2	DELTA
		ADMIN	OUT	G2x	23420
		CLIN	OUT	G0	23420
		CLIN	OUT	G1	23420
		CLIN	OUT	G1	DELTA
		CLIN	OUT	G1x	23420
C 3	23170	ADMIN	OUT	G2	23420
		ADMIN	OUT	G2x	23420
		CLIN	OUT	G0	23420
		CLIN	OUT	G1	23420
		CLIN	OUT	G1	DELTA
		CLIN	OUT	G1x	23420
C 3	23172	ADMIN	OUT	G2	23420
		ADMIN	OUT	G2x	23420
		CLIN	OUT	G0	23420
		CLIN	OUT	G1	23420
		CLIN	OUT	G1	DELTA
		CLIN	OUT	G1x	23420
C 3	23174	ADMIN	OUT	G2	23420
		ADMIN	OUT	G2x	23420
		CLIN	OUT	G0	23420
		CLIN	OUT	G1	23420
		CLIN	OUT	G1	DELTA
		CLIN	OUT	G1x	23420
C 3	23180	ADMIN	OUT	G2	23420
		ADMIN	OUT	G2	DELTA
		ADMIN	OUT	G2x	23420
		CLIN	OUT	G0	23420
		CLIN	OUT	G1	23420
		CLIN	OUT	G1	DELTA
		CLIN	OUT	G1x	23420

CPEP 4
CPEP 5
CPEP 6
CPEP 7
CPEP 8

CPEP 3: Orthopaedic Surgery
Data Entry Log

CPEP	PROCCODE	CLINADM	SITE	TIMECAT	SERVREF
C 3	23182	ADMIN	OUT	G2	23420
		ADMIN	OUT	G2	DELTA
		ADMIN	OUT	G2x	23420
		CLIN	OUT	G0	23420
		CLIN	OUT	G1	23420
		CLIN	OUT	G1	DELTA
		CLIN	OUT	G1x	23420
C 3	23184	ADMIN	OUT	G2	23420
		ADMIN	OUT	G2	DELTA
		ADMIN	OUT	G2x	23420
		CLIN	OUT	G0	23420
		CLIN	OUT	G1	23420
		CLIN	OUT	G1	DELTA
		CLIN	OUT	G1x	23420
C 3	23190	ADMIN	OUT	G2	23420
		ADMIN	OUT	G2	DELTA
		ADMIN	OUT	G2x	23420
		CLIN	OUT	G0	23420
		CLIN	OUT	G1	23420
		CLIN	OUT	G1	DELTA
		CLIN	OUT	G1x	23420
C 3	23195	ADMIN	OUT	G2	23420
		ADMIN	OUT	G2	DELTA
		ADMIN	OUT	G2x	23420
		CLIN	OUT	G0	23420
		CLIN	OUT	G1	23420
		CLIN	OUT	G1x	23420
		C 3	23200	ADMIN	OUT
ADMIN	OUT			G2	DELTA
ADMIN	OUT			G2x	23420
CLIN	OUT			G0	23420
CLIN	OUT			G1	23420
CLIN	OUT			G1x	23420
C 3	23210			ADMIN	OUT
		ADMIN	OUT	G2	DELTA
		ADMIN	OUT	G2x	23420
		CLIN	OUT	G0	23420
		CLIN	OUT	G1	23420
		CLIN	OUT	G1x	23420
		C 3	23220	ADMIN	OUT
ADMIN	OUT			G2	DELTA
ADMIN	OUT			G2x	23420
CLIN	OUT			G0	23420
CLIN	OUT			G1	23420
CLIN	OUT			G1x	23420
C 3	23221			ADMIN	OUT
		ADMIN	OUT	G2	DELTA
		ADMIN	OUT	G2x	23420
		CLIN	OUT	G0	23420
		CLIN	OUT	G1	23420
		CLIN	OUT	G1x	23420
		C 3	23222	ADMIN	OUT
ADMIN	OUT			G2	DELTA
ADMIN	OUT			G2x	23420
CLIN	OUT			G0	23420
CLIN	OUT			G1	23420
CLIN	OUT			G1	DELTA
CLIN	OUT			G1x	23420

CPEP 3: Orthopaedic Surgery
Data Entry Log

CPEP	PROCCODE	CLINADM	SITE	TIMECAT	SERVREF
C 3	23330	ADMIN	IN	G2	23420
		ADMIN	IN	G2	DELTA
		ADMIN	IN	G2x	23420
		ADMIN	OUT	G2	23420
		ADMIN	OUT	G2	DELTA
		ADMIN	OUT	G2x	23420
		CLIN	IN	G0	23420
		CLIN	IN	G1	28292
		CLIN	IN	G1x	23420
		CLIN	OUT	G0	23420
		CLIN	OUT	G1	23420
		CLIN	OUT	G1	DELTA
		CLIN	OUT	G1x	23420
		C 3	23331	ADMIN	OUT
ADMIN	OUT			G2	DELTA
ADMIN	OUT			G2x	23420
CLIN	OUT			G0	23420
CLIN	OUT			G1	23420
CLIN	OUT			G1x	23420
C 3	23332	ADMIN	OUT	G2	23420
		ADMIN	OUT	G2	DELTA
		ADMIN	OUT	G2x	23420
		CLIN	OUT	G0	23420
		CLIN	OUT	G1	23420
		CLIN	OUT	G1x	23420
C 3	23395	ADMIN	OUT	G2	23420
		ADMIN	OUT	G2	DELTA
		ADMIN	OUT	G2x	23420
		CLIN	OUT	G0	23420
		CLIN	OUT	G1	23420
		CLIN	OUT	G1	DELTA
C 3	23397	ADMIN	OUT	G2	23420
		ADMIN	OUT	G2	DELTA
		ADMIN	OUT	G2x	23420
		CLIN	OUT	G0	23420
		CLIN	OUT	G1	23420
		CLIN	OUT	G1x	23420
C 3	23400	ADMIN	OUT	G2	23420
		ADMIN	OUT	G2x	23420
		CLIN	OUT	G0	23420
		CLIN	OUT	G1	23420
		CLIN	OUT	G1	DELTA
		CLIN	OUT	G1x	23420
C 3	23405	ADMIN	OUT	G2	23420
		ADMIN	OUT	G2	DELTA
		ADMIN	OUT	G2x	23420
		CLIN	OUT	G0	23420
		CLIN	OUT	G1	23420
		CLIN	OUT	G1	DELTA
C 3	23406	ADMIN	OUT	G2	23420
		ADMIN	OUT	G2	DELTA
		ADMIN	OUT	G2x	23420
		CLIN	OUT	G0	23420
		CLIN	OUT	G1	23420
		CLIN	OUT	G1	DELTA
		CLIN	OUT	G1x	23420

CPEP 4
CPEP 5
CPEP 6
CPEP 7
CPEP 8

CPEP 3: Orthopaedic Surgery
Data Entry Log

CPEP	PROCCODE	CLINADM	SITE	TIMECAT	SERVREF
C 3	23410	ADMIN	OUT	G2	23420
		ADMIN	OUT	G2	DELTA
		ADMIN	OUT	G2x	23420
		CLIN	OUT	G0	23420
		CLIN	OUT	G1	23420
		CLIN	OUT	G1	DELTA
		CLIN	OUT	G1x	23420
C 3	23412	ADMIN	OUT	G2	23420
		ADMIN	OUT	G2	DELTA
		ADMIN	OUT	G2x	23420
		CLIN	OUT	G0	23420
		CLIN	OUT	G1	23420
		CLIN	OUT	G1	DELTA
		CLIN	OUT	G1x	23420
C 3	23415	ADMIN	OUT	G2	23420
		ADMIN	OUT	G2	DELTA
		ADMIN	OUT	G2x	23420
		CLIN	OUT	G0	23420
		CLIN	OUT	G1	23420
		CLIN	OUT	G1	DELTA
		CLIN	OUT	G1x	23420
C 3	23430	ADMIN	OUT	G2	23420
		ADMIN	OUT	G2	DELTA
		ADMIN	OUT	G2x	23420
		CLIN	OUT	G0	23420
		CLIN	OUT	G1	23420
		CLIN	OUT	G1	DELTA
		CLIN	OUT	G1x	23420
C 3	23440	ADMIN	OUT	G2	23420
		ADMIN	OUT	G2	DELTA
		ADMIN	OUT	G2x	23420
		CLIN	OUT	G0	23420
		CLIN	OUT	G1	23420
		CLIN	OUT	G1	DELTA
		CLIN	OUT	G1x	23420
C 3	23450	ADMIN	OUT	G2	23420
		ADMIN	OUT	G2	DELTA
		ADMIN	OUT	G2x	23420
		CLIN	OUT	G0	23420
		CLIN	OUT	G1	23420
		CLIN	OUT	G1	DELTA
		CLIN	OUT	G1x	23420
C 3	23455	ADMIN	OUT	G2	23420
		ADMIN	OUT	G2	DELTA
		ADMIN	OUT	G2x	23420
		CLIN	OUT	G0	23420
		CLIN	OUT	G1	23420
		CLIN	OUT	G1	DELTA
		CLIN	OUT	G1x	23420
C 3	23460	ADMIN	OUT	G2	23420
		ADMIN	OUT	G2	DELTA
		ADMIN	OUT	G2x	23420
		CLIN	OUT	G0	23420
		CLIN	OUT	G1	23420
		CLIN	OUT	G1	DELTA
		CLIN	OUT	G1x	23420

CPEP 3: Orthopaedic Surgery
Data Entry Log

CPEP	PROCCODE	CLINADM	SITE	TIMECAT	SERVREF
C 3	23462	ADMIN	OUT	G2	23420
		ADMIN	OUT	G2	DELTA
		ADMIN	OUT	G2x	23420
		CLIN	OUT	G0	23420
		CLIN	OUT	G1	23420
		CLIN	OUT	G1	DELTA
		CLIN	OUT	G1x	23420
C 3	23465	ADMIN	OUT	G2	23420
		ADMIN	OUT	G2	DELTA
		ADMIN	OUT	G2x	23420
		CLIN	OUT	G0	23420
		CLIN	OUT	G1	23420
		CLIN	OUT	G1	DELTA
		CLIN	OUT	G1x	23420
C 3	23466	ADMIN	OUT	G2	23420
		ADMIN	OUT	G2	DELTA
		ADMIN	OUT	G2x	23420
		CLIN	OUT	G0	23420
		CLIN	OUT	G1	23420
		CLIN	OUT	G1	DELTA
		CLIN	OUT	G1x	23420
C 3	23470	ADMIN	OUT	G2	23420
		ADMIN	OUT	G2	DELTA
		ADMIN	OUT	G2x	23420
		CLIN	OUT	G0	23420
		CLIN	OUT	G1	23420
		CLIN	OUT	G1	DELTA
		CLIN	OUT	G1x	23420
C 3	23472	ADMIN	OUT	G2	23420
		ADMIN	OUT	G2	DELTA
		ADMIN	OUT	G2x	23420
		CLIN	OUT	G0	23420
		CLIN	OUT	G1	23420
		CLIN	OUT	G1	DELTA
		CLIN	OUT	G1x	23420
C 3	23480	ADMIN	OUT	G2	23420
		ADMIN	OUT	G2	DELTA
		ADMIN	OUT	G2x	23420
		CLIN	OUT	G0	23420
		CLIN	OUT	G1	23420
		CLIN	OUT	G1	DELTA
		CLIN	OUT	G1x	23420
C 3	23485	ADMIN	OUT	G2	23420
		ADMIN	OUT	G2	DELTA
		ADMIN	OUT	G2x	23420
		CLIN	OUT	G0	23420
		CLIN	OUT	G1	23420
		CLIN	OUT	G1x	23420
		C 3	23490	ADMIN	OUT
ADMIN	OUT			G2	DELTA
ADMIN	OUT			G2x	23420
CLIN	OUT			G0	23420
CLIN	OUT			G1	23420
CLIN	OUT			G1x	23420
C 3	23491			ADMIN	OUT
		ADMIN	OUT	G2	DELTA
		ADMIN	OUT	G2x	23420
		CLIN	OUT	G0	23420
		CLIN	OUT	G1	23420
		CLIN	OUT	G1x	23420

CPEP 3: Orthopaedic Surgery
Data Entry Log

CPEP	PROCCODE	CLINADM	SITE	TIMECAT	SERVREF
C 3	23505	ADMIN	IN	G2	23500
		ADMIN	IN	G2	DELTA
		ADMIN	IN	G2x	23500
		ADMIN	OUT	G2	23500
		ADMIN	OUT	G2	DELTA
		ADMIN	OUT	G2x	23500
		CLIN	IN	G1	23500
		CLIN	IN	G1	DELTA
		CLIN	IN	G1x	23500
		CLIN	OUT	G1	23500
		CLIN	OUT	G1x	23500
C 3	23515	ADMIN	OUT	G2	27822
		ADMIN	OUT	G2	DELTA
		ADMIN	OUT	G2x	27822
		CLIN	OUT	G1	27822
		CLIN	OUT	G1	DELTA
		CLIN	OUT	G1x	27822
C 3	23520	ADMIN	IN	G2	23500
		ADMIN	IN	G2x	23500
		ADMIN	OUT	G2	23500
		ADMIN	OUT	G2x	23500
		CLIN	IN	G1	23500
		CLIN	IN	G1x	23500
		CLIN	OUT	G1	23500
		CLIN	OUT	G1x	23500
C 3	23525	ADMIN	IN	G2	23500
		ADMIN	IN	G2	DELTA
		ADMIN	IN	G2x	23500
		ADMIN	OUT	G2	23500
		ADMIN	OUT	G2	DELTA
		ADMIN	OUT	G2x	23500
		CLIN	IN	G1	23500
		CLIN	IN	G1	DELTA
		CLIN	IN	G1x	23500
		CLIN	OUT	G1	23500
		CLIN	OUT	G1x	23500
C 3	23530	ADMIN	OUT	G2	27822
		ADMIN	OUT	G2	DELTA
		ADMIN	OUT	G2x	27822
		CLIN	OUT	G1	27822
		CLIN	OUT	G1	DELTA
		CLIN	OUT	G1x	27822
C 3	23532	ADMIN	OUT	G2	27822
		ADMIN	OUT	G2	DELTA
		ADMIN	OUT	G2x	27822
		CLIN	OUT	G1	27822
		CLIN	OUT	G1	DELTA
		CLIN	OUT	G1x	27822
C 3	23540	ADMIN	IN	G2	23500
		ADMIN	IN	G2x	23500
		ADMIN	OUT	G2	23500
		ADMIN	OUT	G2x	23500
		CLIN	IN	G1	23500
		CLIN	IN	G1	DELTA
		CLIN	IN	G1x	23500
		CLIN	OUT	G1	23500
		CLIN	OUT	G1x	23500

CPEP 3: Orthopaedic Surgery
Data Entry Log

CPEP	PROCCODE	CLINADM	SITE	TIMECAT	SERVREF
C 3	23545	ADMIN	IN	G2	23500
		ADMIN	IN	G2	DELTA
		ADMIN	IN	G2x	23500
		ADMIN	OUT	G2	23500
		ADMIN	OUT	G2	DELTA
		ADMIN	OUT	G2x	23500
		CLIN	IN	G1	23500
		CLIN	IN	G1x	23500
		CLIN	OUT	G1	23500
		CLIN	OUT	G1x	23500
C 3	23550	ADMIN	OUT	G2	27822
		ADMIN	OUT	G2	DELTA
		ADMIN	OUT	G2x	27822
		CLIN	OUT	G1	27822
		CLIN	OUT	G1	DELTA
		CLIN	OUT	G1x	27822
C 3	23552	ADMIN	OUT	G2	27822
		ADMIN	OUT	G2	DELTA
		ADMIN	OUT	G2x	27822
		CLIN	OUT	G1	27822
		CLIN	OUT	G1	DELTA
		CLIN	OUT	G1x	27822
C 3	23570	ADMIN	IN	G2	23500
		ADMIN	IN	G2x	23500
		ADMIN	OUT	G2	23500
		ADMIN	OUT	G2x	23500
		CLIN	IN	G1	23500
		CLIN	IN	G1	DELTA
		CLIN	IN	G1x	23500
		CLIN	OUT	G1	23500
		CLIN	OUT	G1x	23500
		C 3	23575	ADMIN	IN
ADMIN	IN			G2	DELTA
ADMIN	IN			G2x	23500
ADMIN	OUT			G2	23500
ADMIN	OUT			G2	DELTA
ADMIN	OUT			G2x	23500
CLIN	IN			G1	23500
CLIN	IN			G1	DELTA
CLIN	IN			G1x	23500
CLIN	OUT			G1	23500
CLIN	OUT			G1x	23500
C 3	23585			ADMIN	OUT
		ADMIN	OUT	G2	DELTA
		ADMIN	OUT	G2x	23420
		CLIN	OUT	G0	23420
		CLIN	OUT	G1	23420
		CLIN	OUT	G1x	23420
C 3	23600	ADMIN	IN	G2	25605
		ADMIN	IN	G2	DELTA
		ADMIN	IN	G2x	25605
		ADMIN	OUT	G2	25605
		ADMIN	OUT	G2	DELTA
		ADMIN	OUT	G2x	25605
		CLIN	IN	G1	25605
		CLIN	IN	G1x	25605
		CLIN	OUT	G1	25605
		CLIN	OUT	G1x	25605

CPEP 4

CPEP 5

CPEP 6

CPEP 7

CPEP 8

CPEP 3: Orthopaedic Surgery
Data Entry Log

CPEP	PROCCODE	CLINADM	SITE	TIMECAT	SERVREF
C 3	23605	ADMIN	IN	G2	25605
		ADMIN	IN	G2	DELTA
		ADMIN	IN	G2x	25605
		ADMIN	OUT	G2	25605
		ADMIN	OUT	G2	DELTA
		ADMIN	OUT	G2x	25605
		CLIN	IN	G1	25605
		CLIN	IN	G1x	25605
		CLIN	OUT	G1	25605
C 3	23615	ADMIN	OUT	G2	27822
		ADMIN	OUT	G2x	27822
		CLIN	OUT	G1	27822
		CLIN	OUT	G1	DELTA
		CLIN	OUT	G1x	27822
C 3	23616	ADMIN	OUT	G2	23420
		ADMIN	OUT	G2	DELTA
		ADMIN	OUT	G2x	23420
		CLIN	OUT	G0	23420
		CLIN	OUT	G1	23420
		CLIN	OUT	G1	DELTA
C 3	23620	ADMIN	IN	G2	25605
		ADMIN	IN	G2	DELTA
		ADMIN	IN	G2x	25605
		ADMIN	OUT	G2	25605
		ADMIN	OUT	G2	DELTA
		ADMIN	OUT	G2x	25605
		CLIN	IN	G1	25605
		CLIN	IN	G1x	25605
		CLIN	OUT	G1	25605
C 3	23625	ADMIN	IN	G2	25605
		ADMIN	IN	G2x	25605
		ADMIN	OUT	G2	25605
		ADMIN	OUT	G2x	25605
		CLIN	IN	G1	25605
		CLIN	IN	G1x	25605
		CLIN	OUT	G1	25605
		CLIN	OUT	G1x	25605
C 3	23630	ADMIN	OUT	G2	27822
		ADMIN	OUT	G2	DELTA
		ADMIN	OUT	G2x	27822
		CLIN	OUT	G1	27822
		CLIN	OUT	G1	DELTA
		CLIN	OUT	G1x	27822
C 3	23650	ADMIN	IN	G2	23500
		ADMIN	IN	G2	DELTA
		ADMIN	IN	G2x	23500
		ADMIN	OUT	G2	23500
		ADMIN	OUT	G2	DELTA
		ADMIN	OUT	G2x	23500
		CLIN	IN	G1	23500
		CLIN	IN	G1	DELTA
		CLIN	IN	G1x	23500
		CLIN	OUT	G1	23500
CLIN	OUT	G1x	23500		

CPEP 3: Orthopaedic Surgery
Data Entry Log

CPEP	PROCCODE	CLINADM	SITE	TIMECAT	SERVREF
C 3	23660	ADMIN	OUT	G2	27822
		ADMIN	OUT	G2	DELTA
		ADMIN	OUT	G2x	27822
		CLIN	OUT	G1	27822
		CLIN	OUT	G1	DELTA
		CLIN	OUT	G1x	27822
C 3	23665	ADMIN	IN	G2	25605
		ADMIN	IN	G2x	25605
		ADMIN	OUT	G2	25605
		ADMIN	OUT	G2x	25605
		CLIN	IN	G1	25605
		CLIN	IN	G1x	25605
		CLIN	OUT	G1	25605
		CLIN	OUT	G1x	25605
C 3	23670	ADMIN	OUT	G2	23420
		ADMIN	OUT	G2	DELTA
		ADMIN	OUT	G2x	23420
		CLIN	OUT	G0	23420
		CLIN	OUT	G1	23420
		CLIN	OUT	G1x	23420
C 3	23675	ADMIN	IN	G2	25605
		ADMIN	IN	G2x	25605
		ADMIN	OUT	G2	25605
		ADMIN	OUT	G2x	25605
		CLIN	IN	G1	25605
		CLIN	IN	G1x	25605
		CLIN	OUT	G1	25605
		CLIN	OUT	G1x	25605
C 3	23680	ADMIN	OUT	G2	23420
		ADMIN	OUT	G2	DELTA
		ADMIN	OUT	G2x	23420
		CLIN	OUT	G0	23420
		CLIN	OUT	G1	23420
		CLIN	OUT	G1x	23420
C 3	23700	ADMIN	OUT	G2	23655
		ADMIN	OUT	G2x	23655
		CLIN	OUT	G1	23655
		CLIN	OUT	G1x	23655
C 3	23800	ADMIN	OUT	G2	23420
		ADMIN	OUT	G2x	23420
		CLIN	OUT	G0	23420
		CLIN	OUT	G1	23420
		CLIN	OUT	G1	DELTA
		CLIN	OUT	G1x	23420
C 3	23802	ADMIN	OUT	G2	23420
		ADMIN	OUT	G2x	23420
		CLIN	OUT	G0	23420
		CLIN	OUT	G1	23420
		CLIN	OUT	G1	DELTA
		CLIN	OUT	G1x	23420
C 3	23900	ADMIN	OUT	G2	23420
		ADMIN	OUT	G2x	23420
		CLIN	OUT	G0	23420
		CLIN	OUT	G1	23420
		CLIN	OUT	G1	DELTA
		CLIN	OUT	G1x	23420

CPEP 4
CPEP 5
CPEP 6
CPEP 7
CPEP 8

CPEP 3: Orthopaedic Surgery
Data Entry Log

CPEP	PROCCODE	CLINADM	SITE	TIMECAT	SERVREF
C 3	23920	ADMIN	OUT	G2	23420
		ADMIN	OUT	G2x	23420
		CLIN	OUT	G0	23420
		CLIN	OUT	G1	23420
		CLIN	OUT	G1	DELTA
		CLIN	OUT	G1x	23420
C 3	23921	ADMIN	IN	G2	20680
		ADMIN	IN	G2x	20680
		ADMIN	OUT	G2	20680
		ADMIN	OUT	G2x	20680
		CLIN	IN	G0	20680
		CLIN	IN	G0	28292
		CLIN	IN	G1	28292
		CLIN	IN	G1x	20680
		CLIN	IN	G1x	28292
		CLIN	OUT	G0	20680
		CLIN	OUT	G1	20680
		CLIN	OUT	G1	DELTA
		CLIN	OUT	G1x	20680
		C 3	23930	ADMIN	IN
ADMIN	IN			G2	DELTA
ADMIN	IN			G2x	24516
ADMIN	OUT			G2	24516
ADMIN	OUT			G2	DELTA
ADMIN	OUT			G2x	24516
CLIN	IN			G0	28292
CLIN	IN			G1	28292
CLIN	IN			G1x	24516
CLIN	OUT			G0	28292
CLIN	OUT			G1	24516
CLIN	OUT			G1	DELTA
CLIN	OUT			G1x	24516
C 3	23931			ADMIN	IN
		ADMIN	IN	G2	DELTA
		ADMIN	IN	G2x	24516
		ADMIN	OUT	G2	24516
		ADMIN	OUT	G2	DELTA
		ADMIN	OUT	G2x	24516
		CLIN	IN	G0	28292
		CLIN	IN	G1	28292
		CLIN	IN	G1x	24516
		CLIN	OUT	G0	28292
		CLIN	OUT	G1	24516
		CLIN	OUT	G1	DELTA
		CLIN	OUT	G1x	24516
		C 3	23935	ADMIN	OUT
ADMIN	OUT			G2	DELTA
ADMIN	OUT			G2x	24516
CLIN	OUT			G0	28292
CLIN	OUT			G1	24516
CLIN	OUT			G1	DELTA
CLIN	OUT			G1x	24516
C 3	24000	ADMIN	OUT	G2	24105
		ADMIN	OUT	G2	DELTA
		ADMIN	OUT	G2x	24105
		CLIN	OUT	G0	24105
		CLIN	OUT	G1	24105
		CLIN	OUT	G1	DELTA
		CLIN	OUT	G1x	24105
C 3	24006	ADMIN	OUT	G2	24105
		ADMIN	OUT	G2x	24105
		CLIN	OUT	G0	24105
		CLIN	OUT	G1	24105
		CLIN	OUT	G1x	24105

CPEP 3: Orthopaedic Surgery
Data Entry Log

CPEP	PROCCODE	CLINADM	SITE	TIMECAT	SERVREF
C 3	24065	ADMIN	IN	G2	24516
		ADMIN	IN	G2	DELTA
		ADMIN	IN	G2x	24516
		ADMIN	OUT	G2	24516
		ADMIN	OUT	G2	DELTA
		ADMIN	OUT	G2x	24516
		CLIN	IN	G0	28292
		CLIN	IN	G1	28292
		CLIN	IN	G1x	24516
		CLIN	OUT	G0	28292
		CLIN	OUT	G1	24516
		CLIN	OUT	G1	DELTA
		CLIN	OUT	G1x	24516
C 3	24066	ADMIN	IN	G2	24516
		ADMIN	IN	G2	DELTA
		ADMIN	IN	G2x	24516
		ADMIN	OUT	G2	24516
		ADMIN	OUT	G2	DELTA
		ADMIN	OUT	G2x	24516
		CLIN	IN	G0	28292
		CLIN	IN	G1	28292
		CLIN	IN	G1x	24516
		CLIN	OUT	G0	28292
		CLIN	OUT	G1	24516
		CLIN	OUT	G1	DELTA
		CLIN	OUT	G1x	24516
C 3	24075	ADMIN	IN	G2	24516
		ADMIN	IN	G2	DELTA
		ADMIN	IN	G2x	24516
		ADMIN	OUT	G2	24516
		ADMIN	OUT	G2	DELTA
		ADMIN	OUT	G2x	24516
		CLIN	IN	G0	28292
		CLIN	IN	G1	28292
		CLIN	IN	G1x	24516
		CLIN	OUT	G0	28292
		CLIN	OUT	G1	24516
		CLIN	OUT	G1	DELTA
		CLIN	OUT	G1x	24516
C 3	24076	ADMIN	OUT	G2	24516
		ADMIN	OUT	G2	DELTA
		ADMIN	OUT	G2x	24516
		CLIN	OUT	G0	28292
		CLIN	OUT	G1	24516
		CLIN	OUT	G1	DELTA
		CLIN	OUT	G1x	24516
C 3	24077	ADMIN	OUT	G2	24516
		ADMIN	OUT	G2	DELTA
		ADMIN	OUT	G2x	24516
		CLIN	OUT	G0	28292
		CLIN	OUT	G1	24516
		CLIN	OUT	G1	DELTA
		CLIN	OUT	G1x	24516
C 3	24100	ADMIN	OUT	G2	24105
		ADMIN	OUT	G2x	24105
		CLIN	OUT	G0	24105
		CLIN	OUT	G1	24105
		CLIN	OUT	G1x	24105
C 3	24101	ADMIN	OUT	G2	24105
		ADMIN	OUT	G2x	24105
		CLIN	OUT	G0	24105
		CLIN	OUT	G1	24105
		CLIN	OUT	G1x	24105

CPEP 4

CPEP 5

CPEP 6

CPEP 7

CPEP 8

CPEP 3: Orthopaedic Surgery
Data Entry Log

CPEP	PROCCODE	CLINADM	SITE	TIMECAT	SERVREF
C 3	24136	ADMIN	OUT	G2	24105
		ADMIN	OUT	G2x	24105
		CLIN	OUT	G0	24105
		CLIN	OUT	G1	24105
		CLIN	OUT	G1	DELTA
		CLIN	OUT	G1x	24105
C 3	24138	ADMIN	OUT	G2	24105
		ADMIN	OUT	G2x	24105
		CLIN	OUT	G0	24105
		CLIN	OUT	G1	24105
		CLIN	OUT	G1	DELTA
		CLIN	OUT	G1x	24105
C 3	24140	ADMIN	OUT	G2	24516
		ADMIN	OUT	G2	DELTA
		ADMIN	OUT	G2x	24516
		CLIN	OUT	G0	28292
		CLIN	OUT	G1	24516
		CLIN	OUT	G1	DELTA
		CLIN	OUT	G1x	24516
C 3	24145	ADMIN	OUT	G2	24105
		ADMIN	OUT	G2	DELTA
		ADMIN	OUT	G2x	24105
		CLIN	OUT	G0	24105
		CLIN	OUT	G1	24105
		CLIN	OUT	G1	DELTA
		CLIN	OUT	G1x	24105
C 3	24147	ADMIN	OUT	G2	24105
		ADMIN	OUT	G2	DELTA
		ADMIN	OUT	G2x	24105
		CLIN	OUT	G0	24105
		CLIN	OUT	G1	24105
		CLIN	OUT	G1	DELTA
		CLIN	OUT	G1x	24105
C 3	24150	ADMIN	OUT	G2	24516
		ADMIN	OUT	G2	DELTA
		ADMIN	OUT	G2x	24516
		CLIN	OUT	G0	28292
		CLIN	OUT	G1	24516
		CLIN	OUT	G1	DELTA
		CLIN	OUT	G1x	24516
C 3	24151	ADMIN	OUT	G2	24516
		ADMIN	OUT	G2	DELTA
		ADMIN	OUT	G2x	24516
		CLIN	OUT	G0	28292
		CLIN	OUT	G1	24516
		CLIN	OUT	G1	DELTA
		CLIN	OUT	G1x	24516
C 3	24152	ADMIN	OUT	G2	24105
		ADMIN	OUT	G2	DELTA
		ADMIN	OUT	G2x	24105
		CLIN	OUT	G0	24105
		CLIN	OUT	G1	24105
		CLIN	OUT	G1	DELTA
		CLIN	OUT	G1x	24105
C 3	24153	ADMIN	OUT	G2	24105
		ADMIN	OUT	G2	DELTA
		ADMIN	OUT	G2x	24105
		CLIN	OUT	G0	24105
		CLIN	OUT	G1	24105
		CLIN	OUT	G1	DELTA
		CLIN	OUT	G1x	24105

CPEP 3: Orthopaedic Surgery
Data Entry Log

CPEP	PROCCODE	CLINADM	SITE	TIMECAT	SERVREF
C 3	24155	ADMIN	OUT	G2	24105
		ADMIN	OUT	G2x	24105
		CLIN	OUT	G0	24105
		CLIN	OUT	G1	24105
		CLIN	OUT	G1	DELTA
		CLIN	OUT	G1x	24105
C 3	24160	ADMIN	OUT	G2	24105
		ADMIN	OUT	G2x	24105
		CLIN	OUT	G0	24105
		CLIN	OUT	G1	24105
		CLIN	OUT	G1	DELTA
		CLIN	OUT	G1x	24105
C 3	24164	ADMIN	OUT	G2	24105
		ADMIN	OUT	G2x	24105
		CLIN	OUT	G0	24105
		CLIN	OUT	G1	24105
		CLIN	OUT	G1x	24105
C 3	24200	ADMIN	IN	G2	24516
		ADMIN	IN	G2	DELTA
		ADMIN	IN	G2x	24516
		ADMIN	OUT	G2	24516
		ADMIN	OUT	G2	DELTA
		ADMIN	OUT	G2x	24516
		CLIN	IN	G0	28292
		CLIN	IN	G1	28292
		CLIN	IN	G1x	24516
		CLIN	OUT	G0	28292
		CLIN	OUT	G1	24516
		CLIN	OUT	G1	DELTA
		CLIN	OUT	G1x	24516
C 3	24201	ADMIN	IN	G2	24516
		ADMIN	IN	G2	DELTA
		ADMIN	IN	G2x	24516
		ADMIN	OUT	G2	24516
		ADMIN	OUT	G2	DELTA
		ADMIN	OUT	G2x	24516
		CLIN	IN	G0	28292
		CLIN	IN	G1	28292
		CLIN	IN	G1x	24516
		CLIN	OUT	G0	28292
		CLIN	OUT	G1	24516
		CLIN	OUT	G1	DELTA
		CLIN	OUT	G1x	24516
C 3	24301	ADMIN	OUT	G2	24105
		ADMIN	OUT	G2x	24105
		CLIN	OUT	G0	24105
		CLIN	OUT	G1	24105
		CLIN	OUT	G1x	24105
C 3	24305	ADMIN	OUT	G2	24105
		ADMIN	OUT	G2x	24105
		CLIN	OUT	G0	24105
		CLIN	OUT	G1	24105
		CLIN	OUT	G1x	24105
C 3	24310	ADMIN	OUT	G2	24516
		ADMIN	OUT	G2	DELTA
		ADMIN	OUT	G2x	24516
		CLIN	OUT	G0	28292
		CLIN	OUT	G1	24516
		CLIN	OUT	G1	DELTA
CLIN	OUT	G1x	24516		

CPEP 3: Orthopaedic Surgery
Data Entry Log

CPEP	PROCCODE	CLINADM	SITE	TIMECAT	SERVREF
C 3	24320	ADMIN	OUT	G2	24516
		ADMIN	OUT	G2	DELTA
		ADMIN	OUT	G2x	24516
		CLIN	OUT	G0	28292
		CLIN	OUT	G1	24516
		CLIN	OUT	G1	DELTA
		CLIN	OUT	G1x	24516
C 3	24330	ADMIN	OUT	G2	24105
		ADMIN	OUT	G2x	24105
		CLIN	OUT	G0	24105
		CLIN	OUT	G1	24105
		CLIN	OUT	G1	DELTA
		CLIN	OUT	G1x	24105
C 3	24331	ADMIN	OUT	G2	24105
		ADMIN	OUT	G2x	24105
		CLIN	OUT	G0	24105
		CLIN	OUT	G1	24105
		CLIN	OUT	G1	DELTA
		CLIN	OUT	G1x	24105
C 3	24340	ADMIN	OUT	G2	24105
		ADMIN	OUT	G2x	24105
		CLIN	OUT	G0	24105
		CLIN	OUT	G1	24105
		CLIN	OUT	G1	DELTA
		CLIN	OUT	G1x	24105
C 3	24342	ADMIN	OUT	G2	24105
		ADMIN	OUT	G2x	24105
		CLIN	OUT	G0	24105
		CLIN	OUT	G1	24105
		CLIN	OUT	G1	DELTA
		CLIN	OUT	G1x	24105
C 3	24350	ADMIN	OUT	G2	24105
		ADMIN	OUT	G2x	24105
		CLIN	OUT	G0	24105
		CLIN	OUT	G1	24105
		CLIN	OUT	G1x	24105
C 3	24351	ADMIN	OUT	G2	24105
		ADMIN	OUT	G2x	24105
		CLIN	OUT	G0	24105
		CLIN	OUT	G1	24105
		CLIN	OUT	G1x	24105
C 3	24352	ADMIN	OUT	G2	24105
		ADMIN	OUT	G2x	24105
		CLIN	OUT	G0	24105
		CLIN	OUT	G1	24105
		CLIN	OUT	G1x	24105
C 3	24354	ADMIN	OUT	G2	24105
		ADMIN	OUT	G2x	24105
		CLIN	OUT	G0	24105
		CLIN	OUT	G1	24105
		CLIN	OUT	G1x	24105
C 3	24356	ADMIN	OUT	G2	24105
		ADMIN	OUT	G2x	24105
		CLIN	OUT	G0	24105
		CLIN	OUT	G1	24105
		CLIN	OUT	G1x	24105

CPEP 4
CPEP 5
CPEP 6
CPEP 7
CPEP 8

CPEP 3: Orthopaedic Surgery
Data Entry Log

CPEP	PROCCODE	CLINADM	SITE	TIMECAT	SERVREF
C 3	24435	ADMIN	OUT	G2	24516
		ADMIN	OUT	G2x	24516
		CLIN	OUT	G0	28292
		CLIN	OUT	G1	24516
		CLIN	OUT	G1	DELTA
		CLIN	OUT	G1x	24516
C 3	24470	ADMIN	OUT	G2	24105
		ADMIN	OUT	G2x	24105
		CLIN	OUT	G0	24105
		CLIN	OUT	G1	24105
		CLIN	OUT	G1x	24105
C 3	24495	ADMIN	OUT	G2	25000
		ADMIN	OUT	G2	DELTA
		ADMIN	OUT	G2x	25000
		CLIN	OUT	G0	25000
		CLIN	OUT	G1	25000
		CLIN	OUT	G1	DELTA
		CLIN	OUT	G1x	25000
C 3	24498	ADMIN	OUT	G2	24516
		ADMIN	OUT	G2	DELTA
		ADMIN	OUT	G2x	24516
		CLIN	OUT	G0	28292
		CLIN	OUT	G1	24516
		CLIN	OUT	G1	DELTA
		CLIN	OUT	G1x	24516
C 3	24500	ADMIN	IN	G2	25605
		ADMIN	IN	G2	DELTA
		ADMIN	IN	G2x	25605
		ADMIN	OUT	G2	25605
		ADMIN	OUT	G2	DELTA
		ADMIN	OUT	G2x	25605
		CLIN	IN	G1	25605
		CLIN	IN	G1x	25605
		CLIN	OUT	G1	25605
		CLIN	OUT	G1x	25605
C 3	24505	ADMIN	IN	G2	25605
		ADMIN	IN	G2	DELTA
		ADMIN	IN	G2x	25605
		ADMIN	OUT	G2	25605
		ADMIN	OUT	G2	DELTA
		ADMIN	OUT	G2x	25605
		CLIN	IN	G1	25605
		CLIN	IN	G1x	25605
		CLIN	OUT	G1	25605
C 3	24515	ADMIN	OUT	G2	27822
		ADMIN	OUT	G2x	27822
		CLIN	OUT	G1	27822
		CLIN	OUT	G1	DELTA
		CLIN	OUT	G1x	27822
C 3	24530	ADMIN	IN	G2	25605
		ADMIN	IN	G2x	25605
		ADMIN	OUT	G2	25605
		ADMIN	OUT	G2x	25605
		CLIN	IN	G1	25605
		CLIN	IN	G1	DELTA
		CLIN	IN	G1x	25605
		CLIN	OUT	G1	25605
		CLIN	OUT	G1x	25605

CPEP 4
CPEP 5
CPEP 6
CPEP 7
CPEP 8

CPEP 3: Orthopaedic Surgery
Data Entry Log

CPEP	PROCCODE	CLINADM	SITE	TIMECAT	SERVREF
C 3	24535	ADMIN	IN	G2	25605
		ADMIN	IN	G2x	25605
		ADMIN	OUT	G2	25605
		ADMIN	OUT	G2x	25605
		CLIN	IN	G1	25605
		CLIN	IN	G1x	25605
		CLIN	OUT	G1	25605
		CLIN	OUT	G1x	25605
C 3	24538	ADMIN	OUT	G2	27822
		ADMIN	OUT	G2x	27822
		CLIN	OUT	G1	27822
		CLIN	OUT	G1	DELTA
		CLIN	OUT	G1x	27822
C 3	24545	ADMIN	OUT	G2	24516
		ADMIN	OUT	G2	DELTA
		ADMIN	OUT	G2x	24516
		CLIN	OUT	G1	24516
		CLIN	OUT	G1	DELTA
		CLIN	OUT	G1x	24516
C 3	24546	ADMIN	OUT	G2	27822
		ADMIN	OUT	G2x	27822
		CLIN	OUT	G1	27822
		CLIN	OUT	G1	DELTA
		CLIN	OUT	G1x	27822
C 3	24560	ADMIN	IN	G2	25605
		ADMIN	IN	G2	DELTA
		ADMIN	IN	G2x	25605
		ADMIN	OUT	G2	25605
		ADMIN	OUT	G2	DELTA
		ADMIN	OUT	G2x	25605
		CLIN	IN	G1	25605
		CLIN	IN	G1x	25605
		CLIN	OUT	G1	25605
		CLIN	OUT	G1x	25605
C 3	24565	ADMIN	IN	G2	25605
		ADMIN	IN	G2x	25605
		ADMIN	OUT	G2	25605
		ADMIN	OUT	G2x	25605
		CLIN	IN	G1	25605
		CLIN	IN	G1x	25605
		CLIN	OUT	G1	25605
		CLIN	OUT	G1x	25605
C 3	24566	ADMIN	OUT	G2	27822
		ADMIN	OUT	G2x	27822
		CLIN	OUT	G1	27822
		CLIN	OUT	G1	DELTA
		CLIN	OUT	G1x	27822
		CLIN	OUT	G1x	DELTA
C 3	24575	ADMIN	OUT	G2	24105
		ADMIN	OUT	G2x	24105
		CLIN	OUT	G0	24105
		CLIN	OUT	G1	24105
		CLIN	OUT	G1	DELTA
		CLIN	OUT	G1x	24105
C 3	24576	ADMIN	IN	G2	25605
		ADMIN	IN	G2	DELTA
		ADMIN	IN	G2x	25605
		ADMIN	OUT	G2	25605
		ADMIN	OUT	G2	DELTA
		ADMIN	OUT	G2x	25605

CPEP 3: Orthopaedic Surgery
Data Entry Log

CPEP	PROCCODE	CLINADM	SITE	TIMECAT	SERVREF
		CLIN	IN	G1	25605
		CLIN	IN	G1	DELTA
		CLIN	IN	G1x	25605
		CLIN	OUT	G1	25605
		CLIN	OUT	G1x	25605
C 3	24577	ADMIN	IN	G2	25605
		ADMIN	IN	G2x	25605
		ADMIN	OUT	G2	25605
		ADMIN	OUT	G2x	25605
		CLIN	IN	G1	25605
		CLIN	IN	G1x	25605
		CLIN	OUT	G1	25605
		CLIN	OUT	G1x	25605
C 3	24579	ADMIN	OUT	G2	27822
		ADMIN	OUT	G2x	27822
		CLIN	OUT	G1	27822
		CLIN	OUT	G1	DELTA
		CLIN	OUT	G1x	27822
C 3	24582	ADMIN	OUT	G2	27822
		ADMIN	OUT	G2x	27822
		CLIN	OUT	G1	27822
		CLIN	OUT	G1	DELTA
		CLIN	OUT	G1x	27822
		CLIN	OUT	G1x	DELTA
C 3	24586	ADMIN	OUT	G2	24105
		ADMIN	OUT	G2x	24105
		CLIN	OUT	G0	24105
		CLIN	OUT	G1	24105
		CLIN	OUT	G1	DELTA
		CLIN	OUT	G1x	24105
C 3	24587	ADMIN	OUT	G2	24105
		ADMIN	OUT	G2x	24105
		CLIN	OUT	G0	24105
		CLIN	OUT	G1	24105
		CLIN	OUT	G1	DELTA
		CLIN	OUT	G1x	24105
C 3	24600	ADMIN	IN	G2	25605
		ADMIN	IN	G2x	25605
		ADMIN	OUT	G2	25605
		ADMIN	OUT	G2x	25605
		CLIN	IN	G1	25605
		CLIN	IN	G1x	25605
		CLIN	OUT	G1	25605
		CLIN	OUT	G1x	25605
C 3	24605	ADMIN	OUT	G2	23655
		ADMIN	OUT	G2x	23655
		CLIN	OUT	G1	23655
		CLIN	OUT	G1x	23655
C 3	24615	ADMIN	OUT	G2	24105
		ADMIN	OUT	G2x	24105
		CLIN	OUT	G0	24105
		CLIN	OUT	G1	24105
		CLIN	OUT	G1	DELTA
		CLIN	OUT	G1x	24105
C 3	24620	ADMIN	OUT	G2	25605
		ADMIN	OUT	G2x	25605
		CLIN	OUT	G1	25605
		CLIN	OUT	G1	DELTA
		CLIN	OUT	G1x	25605

CPEP 3: Orthopaedic Surgery
Data Entry Log

CPEP	PROCCODE	CLINADM	SITE	TIMECAT	SERVREF
C 3	24635	ADMIN	OUT	G2	25000
		ADMIN	OUT	G2	DELTA
		ADMIN	OUT	G2x	25000
		CLIN	OUT	G0	25000
		CLIN	OUT	G1	25000
		CLIN	OUT	G1	DELTA
		CLIN	OUT	G1x	25000
		CLIN	OUT	G1x	DELTA
C 3	24640	ADMIN	IN	G2	25605
		ADMIN	IN	G2	DELTA
		ADMIN	IN	G2x	25605
		ADMIN	OUT	G2	25605
		ADMIN	OUT	G2	DELTA
		ADMIN	OUT	G2x	25605
		CLIN	IN	G1	25605
		CLIN	IN	G1	DELTA
		CLIN	IN	G1x	25605
		CLIN	OUT	G1	25605
		CLIN	OUT	G1x	25605
C 3	24650	ADMIN	IN	G2	25605
		ADMIN	IN	G2	DELTA
		ADMIN	IN	G2x	25605
		ADMIN	OUT	G2	25605
		ADMIN	OUT	G2	DELTA
		ADMIN	OUT	G2x	25605
		CLIN	IN	G1	25605
		CLIN	IN	G1x	25605
		CLIN	OUT	G1	25605
		CLIN	OUT	G1x	25605
C 3	24655	ADMIN	IN	G2	25605
		ADMIN	IN	G2x	25605
		ADMIN	OUT	G2	25605
		ADMIN	OUT	G2x	25605
		CLIN	IN	G1	25605
		CLIN	IN	G1x	25605
		CLIN	OUT	G1	25605
		CLIN	OUT	G1x	25605
C 3	24665	ADMIN	OUT	G2	27822
		ADMIN	OUT	G2x	27822
		CLIN	OUT	G1	27822
		CLIN	OUT	G1	DELTA
		CLIN	OUT	G1x	27822
C 3	24666	ADMIN	OUT	G2	27822
		ADMIN	OUT	G2x	27822
		CLIN	OUT	G1	27822
		CLIN	OUT	G1	DELTA
		CLIN	OUT	G1x	27822
C 3	24670	ADMIN	IN	G2	25605
		ADMIN	IN	G2	DELTA
		ADMIN	IN	G2x	25605
		ADMIN	OUT	G2	25605
		ADMIN	OUT	G2	DELTA
		ADMIN	OUT	G2x	25605
		CLIN	IN	G1	25605
		CLIN	IN	G1	DELTA
		CLIN	IN	G1x	25605
		CLIN	OUT	G1	25605
CLIN	OUT	G1x	25605		

CPEP 3: Orthopaedic Surgery
Data Entry Log

CPEP	PROCCODE	CLINADM	SITE	TIMECAT	SERVREF
C 3	24675	ADMIN	IN	G2	25605
		ADMIN	IN	G2x	25605
		ADMIN	OUT	G2	25605
		ADMIN	OUT	G2x	25605
		CLIN	IN	G1	25605
		CLIN	IN	G1x	25605
		CLIN	OUT	G1	25605
		CLIN	OUT	G1x	25605
C 3	24685	ADMIN	OUT	G2	27822
		ADMIN	OUT	G2x	27822
		CLIN	OUT	G1	27822
		CLIN	OUT	G1	DELTA
		CLIN	OUT	G1x	27822
C 3	24800	ADMIN	OUT	G2	24105
		ADMIN	OUT	G2	DELTA
		ADMIN	OUT	G2x	24105
		CLIN	OUT	G0	24105
		CLIN	OUT	G1	24105
		CLIN	OUT	G1	DELTA
		CLIN	OUT	G1x	24105
C 3	24802	ADMIN	OUT	G2	24105
		ADMIN	OUT	G2	DELTA
		ADMIN	OUT	G2x	24105
		CLIN	OUT	G0	24105
		CLIN	OUT	G1	24105
		CLIN	OUT	G1	DELTA
		CLIN	OUT	G1x	24105
C 3	24900	ADMIN	OUT	G2	24516
		ADMIN	OUT	G2x	24516
		CLIN	OUT	G0	28292
		CLIN	OUT	G1	24516
		CLIN	OUT	G1x	24516
C 3	24920	ADMIN	OUT	G2	24516
		ADMIN	OUT	G2	DELTA
		ADMIN	OUT	G2x	24516
		CLIN	OUT	G0	28292
		CLIN	OUT	G1	24516
		CLIN	OUT	G1	DELTA
		CLIN	OUT	G1x	24516
C 3	24925	ADMIN	OUT	G2	24516
		ADMIN	OUT	G2	DELTA
		ADMIN	OUT	G2x	24516
		CLIN	OUT	G0	28292
		CLIN	OUT	G1	24516
		CLIN	OUT	G1	DELTA
		CLIN	OUT	G1x	24516
C 3	24930	ADMIN	OUT	G2	24516
		ADMIN	OUT	G2x	24516
		CLIN	OUT	G0	28292
		CLIN	OUT	G1	24516
		CLIN	OUT	G1x	24516
C 3	24931	ADMIN	OUT	G2	24516
		ADMIN	OUT	G2x	24516
		CLIN	OUT	G0	28292
		CLIN	OUT	G1	24516
		CLIN	OUT	G1x	24516

CPEP 3: Orthopaedic Surgery
Data Entry Log

CPEP	PROCCODE	CLINADM	SITE	TIMECAT	SERVREF
C 3	24935	ADMIN	OUT	G2	24516
		ADMIN	OUT	G2	DELTA
		ADMIN	OUT	G2x	24516
		CLIN	OUT	G0	28292
		CLIN	OUT	G1	24516
		CLIN	OUT	G1	DELTA
		CLIN	OUT	G1x	24516
C 3	24940	ADMIN	OUT	G2	24516
		ADMIN	OUT	G2	DELTA
		ADMIN	OUT	G2x	24516
		CLIN	OUT	G0	28292
		CLIN	OUT	G1	24516
		CLIN	OUT	G1	DELTA
		CLIN	OUT	G1x	24516
C 3	25020	ADMIN	OUT	G2	25000
		ADMIN	OUT	G2	DELTA
		ADMIN	OUT	G2x	25000
		CLIN	OUT	G0	25000
		CLIN	OUT	G1	25000
		CLIN	OUT	G1	DELTA
		CLIN	OUT	G1x	25000
C 3	25023	ADMIN	OUT	G2	25000
		ADMIN	OUT	G2	DELTA
		ADMIN	OUT	G2x	25000
		CLIN	OUT	G0	25000
		CLIN	OUT	G1	25000
		CLIN	OUT	G1	DELTA
		CLIN	OUT	G1x	25000
C 3	25028	ADMIN	OUT	G2	25000
		ADMIN	OUT	G2	DELTA
		ADMIN	OUT	G2x	25000
		CLIN	OUT	G0	25000
		CLIN	OUT	G1	25000
		CLIN	OUT	G1	DELTA
		CLIN	OUT	G1x	25000
C 3	25031	ADMIN	OUT	G2	25000
		ADMIN	OUT	G2	DELTA
		ADMIN	OUT	G2x	25000
		CLIN	OUT	G0	25000
		CLIN	OUT	G1	25000
		CLIN	OUT	G1	DELTA
		CLIN	OUT	G1x	25000
C 3	25035	ADMIN	OUT	G2	25000
		ADMIN	OUT	G2	DELTA
		ADMIN	OUT	G2x	25000
		CLIN	OUT	G0	25000
		CLIN	OUT	G1	25000
		CLIN	OUT	G1	DELTA
		CLIN	OUT	G1x	25000
C 3	25040	ADMIN	OUT	G2	25111
		ADMIN	OUT	G2x	25111
		CLIN	OUT	G0	25111
		CLIN	OUT	G1	25111
		CLIN	OUT	G1	DELTA
		CLIN	OUT	G1x	25111
		CLIN	OUT	G1x	DELTA

CPEP 3: Orthopaedic Surgery
Data Entry Log

CPEP	PROCCODE	CLINADM	SITE	TIMECAT	SERVREF
C 3	25065	ADMIN	OUT	G2	25000
		ADMIN	OUT	G2	DELTA
		ADMIN	OUT	G2x	25000
		CLIN	OUT	G0	25000
		CLIN	OUT	G1	25000
		CLIN	OUT	G1x	25000
C 3	25066	ADMIN	OUT	G2	25000
		ADMIN	OUT	G2x	25000
		CLIN	OUT	G0	25000
		CLIN	OUT	G1	25000
		CLIN	OUT	G1x	25000
C 3	25075	ADMIN	OUT	G2	25000
		ADMIN	OUT	G2x	25000
		CLIN	OUT	G0	25000
		CLIN	OUT	G1	25000
		CLIN	OUT	G1x	25000
C 3	25076	ADMIN	OUT	G2	25000
		ADMIN	OUT	G2	DELTA
		ADMIN	OUT	G2x	25000
		CLIN	OUT	G0	25000
		CLIN	OUT	G1	25000
		CLIN	OUT	G1	DELTA
		CLIN	OUT	G1x	25000
		CLIN	OUT	G1x	DELTA
C 3	25077	ADMIN	OUT	G2	25000
		ADMIN	OUT	G2	DELTA
		ADMIN	OUT	G2x	25000
		CLIN	OUT	G0	25000
		CLIN	OUT	G1	25000
		CLIN	OUT	G1	DELTA
		CLIN	OUT	G1x	25000
		CLIN	OUT	G1x	DELTA
C 3	25085	ADMIN	OUT	G2	25111
		ADMIN	OUT	G2	DELTA
		ADMIN	OUT	G2x	25111
		CLIN	OUT	G0	25111
		CLIN	OUT	G1	25111
		CLIN	OUT	G1	DELTA
		CLIN	OUT	G1x	25111
		CLIN	OUT	G1x	DELTA
C 3	25100	ADMIN	OUT	G2	25111
		ADMIN	OUT	G2x	25111
		CLIN	OUT	G0	25111
		CLIN	OUT	G1	25111
		CLIN	OUT	G1	DELTA
		CLIN	OUT	G1x	25111
		CLIN	OUT	G1x	DELTA
		C 3	25101	ADMIN	OUT
ADMIN	OUT			G2x	25111
CLIN	OUT			G0	25111
CLIN	OUT			G1	25111
CLIN	OUT			G1	DELTA
CLIN	OUT			G1x	25111
CLIN	OUT			G1x	DELTA
C 3	25105			ADMIN	OUT
		ADMIN	OUT	G2	DELTA
		ADMIN	OUT	G2x	25111
		CLIN	OUT	G0	25111
		CLIN	OUT	G1	25111
		CLIN	OUT	G1	DELTA
		CLIN	OUT	G1x	25111
		CLIN	OUT	G1x	DELTA

CPEP 3: Orthopaedic Surgery
Data Entry Log

CPEP	PROCCODE	CLINADM	SITE	TIMECAT	SERVREF
C 3	25107	ADMIN	OUT	G2	25111
		ADMIN	OUT	G2	DELTA
		ADMIN	OUT	G2x	25111
		CLIN	OUT	G0	25111
		CLIN	OUT	G1	25111
		CLIN	OUT	G1	DELTA
		CLIN	OUT	G1x	25111
		CLIN	OUT	G1x	DELTA
C 3	25110	ADMIN	OUT	G2	25000
		ADMIN	OUT	G2x	25000
		CLIN	OUT	G0	25000
		CLIN	OUT	G1	25000
		CLIN	OUT	G1x	25000
C 3	25112	ADMIN	OUT	G2	25111
		ADMIN	OUT	G2x	25111
		CLIN	OUT	G0	25111
		CLIN	OUT	G1	25111
		CLIN	OUT	G1	DELTA
		CLIN	OUT	G1x	25111
		CLIN	OUT	G1x	DELTA
C 3	25115	ADMIN	OUT	G2	25000
		ADMIN	OUT	G2	DELTA
		ADMIN	OUT	G2x	25000
		CLIN	OUT	G0	25000
		CLIN	OUT	G1	25000
		CLIN	OUT	G1	DELTA
		CLIN	OUT	G1x	25000
		CLIN	OUT	G1x	DELTA
C 3	25116	ADMIN	OUT	G2	25000
		ADMIN	OUT	G2	DELTA
		ADMIN	OUT	G2x	25000
		CLIN	OUT	G0	25000
		CLIN	OUT	G1	25000
		CLIN	OUT	G1	DELTA
		CLIN	OUT	G1x	25000
		CLIN	OUT	G1x	DELTA
C 3	25118	ADMIN	OUT	G2	25111
		ADMIN	OUT	G2x	25111
		CLIN	OUT	G0	25111
		CLIN	OUT	G1	25111
		CLIN	OUT	G1	DELTA
		CLIN	OUT	G1x	25111
		CLIN	OUT	G1x	DELTA
C 3	25119	ADMIN	OUT	G2	25111
		ADMIN	OUT	G2	DELTA
		ADMIN	OUT	G2x	25111
		CLIN	OUT	G0	25111
		CLIN	OUT	G1	25111
		CLIN	OUT	G1	DELTA
		CLIN	OUT	G1x	25111
		CLIN	OUT	G1x	DELTA
C 3	25120	ADMIN	OUT	G2	25000
		ADMIN	OUT	G2	DELTA
		ADMIN	OUT	G2x	25000
		CLIN	OUT	G0	25000
		CLIN	OUT	G1	25000
		CLIN	OUT	G1x	25000
		CLIN	OUT	G1x	DELTA

CPEP 3: Orthopaedic Surgery
Data Entry Log

CPEP	PROCCODE	CLINADM	SITE	TIMECAT	SERVREF
C 3	25125	ADMIN	OUT	G2	25000
		ADMIN	OUT	G2	DELTA
		ADMIN	OUT	G2x	25000
		CLIN	OUT	G0	25000
		CLIN	OUT	G1	25000
		CLIN	OUT	G1	DELTA
		CLIN	OUT	G1x	25000
		CLIN	OUT	G1x	DELTA
C 3	25126	ADMIN	OUT	G2	25000
		ADMIN	OUT	G2	DELTA
		ADMIN	OUT	G2x	25000
		CLIN	OUT	G0	25000
		CLIN	OUT	G1	25000
		CLIN	OUT	G1	DELTA
		CLIN	OUT	G1x	25000
		CLIN	OUT	G1x	DELTA
C 3	25130	ADMIN	OUT	G2	25111
		ADMIN	OUT	G2x	25111
		CLIN	OUT	G0	25111
		CLIN	OUT	G1	25111
		CLIN	OUT	G1	DELTA
		CLIN	OUT	G1x	25111
		CLIN	OUT	G1x	DELTA
C 3	25135	ADMIN	OUT	G2	25111
		ADMIN	OUT	G2x	25111
		CLIN	OUT	G0	25111
		CLIN	OUT	G1	25111
		CLIN	OUT	G1	DELTA
		CLIN	OUT	G1x	25111
		CLIN	OUT	G1x	DELTA
C 3	25136	ADMIN	OUT	G2	25111
		ADMIN	OUT	G2x	25111
		CLIN	OUT	G0	25111
		CLIN	OUT	G1	25111
		CLIN	OUT	G1	DELTA
		CLIN	OUT	G1x	25111
		CLIN	OUT	G1x	DELTA
C 3	25145	ADMIN	OUT	G2	25000
		ADMIN	OUT	G2	DELTA
		ADMIN	OUT	G2x	25000
		CLIN	OUT	G0	25000
		CLIN	OUT	G1	25000
		CLIN	OUT	G1	DELTA
		CLIN	OUT	G1x	25000
		CLIN	OUT	G1x	DELTA
C 3	25150	ADMIN	OUT	G2	25111
		ADMIN	OUT	G2	DELTA
		ADMIN	OUT	G2x	25111
		CLIN	OUT	G0	25111
		CLIN	OUT	G1	25111
		CLIN	OUT	G1	DELTA
		CLIN	OUT	G1x	25111
		CLIN	OUT	G1x	DELTA
C 3	25151	ADMIN	OUT	G2	25000
		ADMIN	OUT	G2	DELTA
		ADMIN	OUT	G2x	25000
		CLIN	OUT	G0	25000
		CLIN	OUT	G1	25000
		CLIN	OUT	G1	DELTA
		CLIN	OUT	G1x	25000
		CLIN	OUT	G1x	DELTA

CPEP 3: Orthopaedic Surgery
Data Entry Log

CPEP	PROCCODE	CLINADM	SITE	TIMECAT	SERVREF
C 3	25170	ADMIN	OUT	G2	25000
		ADMIN	OUT	G2	DELTA
		ADMIN	OUT	G2x	25000
		CLIN	OUT	G0	25000
		CLIN	OUT	G1	25000
		CLIN	OUT	G1	DELTA
		CLIN	OUT	G1x	25000
		CLIN	OUT	G1x	DELTA
C 3	25210	ADMIN	OUT	G2	25111
		ADMIN	OUT	G2x	25111
		CLIN	OUT	G0	25111
		CLIN	OUT	G1	25111
		CLIN	OUT	G1	DELTA
		CLIN	OUT	G1x	25111
		CLIN	OUT	G1x	DELTA
C 3	25215	ADMIN	OUT	G2	25111
		ADMIN	OUT	G2	DELTA
		ADMIN	OUT	G2x	25111
		CLIN	OUT	G0	25111
		CLIN	OUT	G1	25111
		CLIN	OUT	G1	DELTA
		CLIN	OUT	G1x	25111
		CLIN	OUT	G1x	DELTA
C 3	25230	ADMIN	OUT	G2	25111
		ADMIN	OUT	G2x	25111
		CLIN	OUT	G0	25111
		CLIN	OUT	G1	25111
		CLIN	OUT	G1	DELTA
		CLIN	OUT	G1x	25111
		CLIN	OUT	G1x	DELTA
C 3	25240	ADMIN	OUT	G2	25111
		ADMIN	OUT	G2	DELTA
		ADMIN	OUT	G2x	25111
		CLIN	OUT	G0	25111
		CLIN	OUT	G1	25111
		CLIN	OUT	G1	DELTA
		CLIN	OUT	G1x	25111
		CLIN	OUT	G1x	DELTA
C 3	25248	ADMIN	OUT	G2	25000
		ADMIN	OUT	G2x	25000
		CLIN	OUT	G0	25000
		CLIN	OUT	G1	25000
		CLIN	OUT	G1x	25000
C 3	25250	ADMIN	OUT	G2	25111
		ADMIN	OUT	G2x	25111
		CLIN	OUT	G0	25111
		CLIN	OUT	G1	25111
		CLIN	OUT	G1	DELTA
		CLIN	OUT	G1x	25111
		CLIN	OUT	G1x	DELTA
C 3	25251	ADMIN	OUT	G2	25111
		ADMIN	OUT	G2	DELTA
		ADMIN	OUT	G2x	25111
		CLIN	OUT	G0	25111
		CLIN	OUT	G1	25111
		CLIN	OUT	G1	DELTA
		CLIN	OUT	G1x	25111
		CLIN	OUT	G1x	DELTA

CPEP 3: Orthopaedic Surgery
Data Entry Log

CPEP	PROCCODE	CLINADM	SITE	TIMECAT	SERVREF
C 3	25260	ADMIN	OUT	G2	25000
		ADMIN	OUT	G2	DELTA
		ADMIN	OUT	G2x	25000
		CLIN	OUT	G0	25000
		CLIN	OUT	G1	25000
		CLIN	OUT	G1	DELTA
		CLIN	OUT	G1x	25000
		CLIN	OUT	G1x	DELTA
C 3	25263	ADMIN	OUT	G2	25000
		ADMIN	OUT	G2	DELTA
		ADMIN	OUT	G2x	25000
		CLIN	OUT	G0	25000
		CLIN	OUT	G1	25000
		CLIN	OUT	G1	DELTA
		CLIN	OUT	G1x	25000
		CLIN	OUT	G1x	DELTA
C 3	25265	ADMIN	OUT	G2	25000
		ADMIN	OUT	G2	DELTA
		ADMIN	OUT	G2x	25000
		CLIN	OUT	G0	25000
		CLIN	OUT	G1	25000
		CLIN	OUT	G1	DELTA
		CLIN	OUT	G1x	25000
		CLIN	OUT	G1x	DELTA
C 3	25270	ADMIN	OUT	G2	25000
		ADMIN	OUT	G2	DELTA
		ADMIN	OUT	G2x	25000
		CLIN	OUT	G0	25000
		CLIN	OUT	G1	25000
		CLIN	OUT	G1	DELTA
		CLIN	OUT	G1x	25000
		CLIN	OUT	G1x	DELTA
C 3	25272	ADMIN	OUT	G2	25000
		ADMIN	OUT	G2	DELTA
		ADMIN	OUT	G2x	25000
		CLIN	OUT	G0	25000
		CLIN	OUT	G1	25000
		CLIN	OUT	G1	DELTA
		CLIN	OUT	G1x	25000
		CLIN	OUT	G1x	DELTA
C 3	25274	ADMIN	OUT	G2	25000
		ADMIN	OUT	G2	DELTA
		ADMIN	OUT	G2x	25000
		CLIN	OUT	G0	25000
		CLIN	OUT	G1	25000
		CLIN	OUT	G1	DELTA
		CLIN	OUT	G1x	25000
		CLIN	OUT	G1x	DELTA
C 3	25280	ADMIN	OUT	G2	25000
		ADMIN	OUT	G2	DELTA
		ADMIN	OUT	G2x	25000
		CLIN	OUT	G0	25000
		CLIN	OUT	G1	25000
		CLIN	OUT	G1	DELTA
		CLIN	OUT	G1x	25000
		CLIN	OUT	G1x	DELTA
C 3	25290	ADMIN	OUT	G2	25000
		ADMIN	OUT	G2x	25000
		CLIN	OUT	G0	25000
		CLIN	OUT	G1	25000
		CLIN	OUT	G1x	25000

CPEP 3: Orthopaedic Surgery
Data Entry Log

CPEP	PROCCODE	CLINADM	SITE	TIMECAT	SERVREF
C 3	25295	ADMIN	OUT	G2	25000
		ADMIN	OUT	G2	DELTA
		ADMIN	OUT	G2x	25000
		CLIN	OUT	G0	25000
		CLIN	OUT	G1	25000
		CLIN	OUT	G1	DELTA
		CLIN	OUT	G1x	25000
		CLIN	OUT	G1x	DELTA
C 3	25300	ADMIN	OUT	G2	25111
		ADMIN	OUT	G2x	25111
		CLIN	OUT	G0	25111
		CLIN	OUT	G1	25111
		CLIN	OUT	G1	DELTA
		CLIN	OUT	G1x	25111
		CLIN	OUT	G1x	DELTA
C 3	25301	ADMIN	OUT	G2	25111
		ADMIN	OUT	G2x	25111
		CLIN	OUT	G0	25111
		CLIN	OUT	G1	25111
		CLIN	OUT	G1	DELTA
		CLIN	OUT	G1x	25111
		CLIN	OUT	G1x	DELTA
C 3	25310	ADMIN	OUT	G2	25000
		ADMIN	OUT	G2	DELTA
		ADMIN	OUT	G2x	25000
		CLIN	OUT	G0	25000
		CLIN	OUT	G1	25000
		CLIN	OUT	G1	DELTA
		CLIN	OUT	G1x	25000
		CLIN	OUT	G1x	DELTA
C 3	25312	ADMIN	OUT	G2	25000
		ADMIN	OUT	G2	DELTA
		ADMIN	OUT	G2x	25000
		CLIN	OUT	G0	25000
		CLIN	OUT	G1	25000
		CLIN	OUT	G1	DELTA
		CLIN	OUT	G1x	25000
		CLIN	OUT	G1x	DELTA
C 3	25315	ADMIN	OUT	G2	25000
		ADMIN	OUT	G2	DELTA
		ADMIN	OUT	G2x	25000
		CLIN	OUT	G0	25000
		CLIN	OUT	G1	25000
		CLIN	OUT	G1	DELTA
		CLIN	OUT	G1x	25000
		CLIN	OUT	G1x	DELTA
C 3	25316	ADMIN	OUT	G2	25000
		ADMIN	OUT	G2	DELTA
		ADMIN	OUT	G2x	25000
		CLIN	OUT	G0	25000
		CLIN	OUT	G1	25000
		CLIN	OUT	G1	DELTA
		CLIN	OUT	G1x	25000
		CLIN	OUT	G1x	DELTA
C 3	25320	ADMIN	OUT	G2	25111
		ADMIN	OUT	G2x	25111
		CLIN	OUT	G0	25111
		CLIN	OUT	G1	25111
		CLIN	OUT	G1	DELTA
		CLIN	OUT	G1x	25111
		CLIN	OUT	G1x	DELTA

CPEP 3: Orthopaedic Surgery
Data Entry Log

CPEP	PROCCODE	CLINADM	SITE	TIMECAT	SERVREF
C 3	25330	ADMIN	OUT	G2	25111
		ADMIN	OUT	G2x	25111
		CLIN	OUT	G0	25111
		CLIN	OUT	G1	25111
		CLIN	OUT	G1	DELTA
		CLIN	OUT	G1x	25111
		CLIN	OUT	G1x	DELTA
C 3	25331	ADMIN	OUT	G2	25111
		ADMIN	OUT	G2x	25111
		CLIN	OUT	G0	25111
		CLIN	OUT	G1	25111
		CLIN	OUT	G1	DELTA
		CLIN	OUT	G1x	25111
		CLIN	OUT	G1x	DELTA
C 3	25332	ADMIN	OUT	G2	25111
		ADMIN	OUT	G2x	25111
		CLIN	OUT	G0	25111
		CLIN	OUT	G1	25111
		CLIN	OUT	G1	DELTA
		CLIN	OUT	G1x	25111
		CLIN	OUT	G1x	DELTA
C 3	25335	ADMIN	OUT	G2	25111
		ADMIN	OUT	G2	DELTA
		ADMIN	OUT	G2x	25111
		CLIN	OUT	G0	25111
		CLIN	OUT	G1	25111
		CLIN	OUT	G1	DELTA
		CLIN	OUT	G1x	25111
		CLIN	OUT	G1x	DELTA
C 3	25337	ADMIN	OUT	G2	25111
		ADMIN	OUT	G2	DELTA
		ADMIN	OUT	G2x	25111
		CLIN	OUT	G0	25111
		CLIN	OUT	G1	25111
		CLIN	OUT	G1	DELTA
		CLIN	OUT	G1x	25111
		CLIN	OUT	G1x	DELTA
C 3	25350	ADMIN	OUT	G2	25000
		ADMIN	OUT	G2	DELTA
		ADMIN	OUT	G2x	25000
		CLIN	OUT	G0	25000
		CLIN	OUT	G1	25000
		CLIN	OUT	G1	DELTA
		CLIN	OUT	G1x	25000
		CLIN	OUT	G1x	DELTA
C 3	25355	ADMIN	OUT	G2	25000
		ADMIN	OUT	G2	DELTA
		ADMIN	OUT	G2x	25000
		CLIN	OUT	G0	25000
		CLIN	OUT	G1	25000
		CLIN	OUT	G1	DELTA
		CLIN	OUT	G1x	25000
		CLIN	OUT	G1x	DELTA
C 3	25360	ADMIN	OUT	G2	25000
		ADMIN	OUT	G2	DELTA
		ADMIN	OUT	G2x	25000
		CLIN	OUT	G0	25000
		CLIN	OUT	G1	25000
		CLIN	OUT	G1	DELTA
		CLIN	OUT	G1x	25000
		CLIN	OUT	G1x	DELTA

CPEP 4
CPEP 5
CPEP 6
CPEP 7
CPEP 8

CPEP 3: Orthopaedic Surgery
Data Entry Log

CPEP	PROCCODE	CLINADM	SITE	TIMECAT	SERVREF
C 3	25365	ADMIN	OUT	G2	25000
		ADMIN	OUT	G2	DELTA
		ADMIN	OUT	G2x	25000
		CLIN	OUT	G0	25000
		CLIN	OUT	G1	25000
		CLIN	OUT	G1	DELTA
		CLIN	OUT	G1x	25000
		CLIN	OUT	G1x	DELTA
C 3	25370	ADMIN	OUT	G2	25000
		ADMIN	OUT	G2	DELTA
		ADMIN	OUT	G2x	25000
		CLIN	OUT	G0	25000
		CLIN	OUT	G1	25000
		CLIN	OUT	G1	DELTA
		CLIN	OUT	G1x	25000
		CLIN	OUT	G1x	DELTA
C 3	25375	ADMIN	OUT	G2	25000
		ADMIN	OUT	G2	DELTA
		ADMIN	OUT	G2x	25000
		CLIN	OUT	G0	25000
		CLIN	OUT	G1	25000
		CLIN	OUT	G1	DELTA
		CLIN	OUT	G1x	25000
		CLIN	OUT	G1x	DELTA
C 3	25390	ADMIN	OUT	G2	25000
		ADMIN	OUT	G2	DELTA
		ADMIN	OUT	G2x	25000
		CLIN	OUT	G0	25000
		CLIN	OUT	G1	25000
		CLIN	OUT	G1	DELTA
		CLIN	OUT	G1x	25000
		CLIN	OUT	G1x	DELTA
C 3	25391	ADMIN	OUT	G2	25000
		ADMIN	OUT	G2	DELTA
		ADMIN	OUT	G2x	25000
		CLIN	OUT	G0	25000
		CLIN	OUT	G1	25000
		CLIN	OUT	G1	DELTA
		CLIN	OUT	G1x	25000
		CLIN	OUT	G1x	DELTA
C 3	25392	ADMIN	OUT	G2	25000
		ADMIN	OUT	G2	DELTA
		ADMIN	OUT	G2x	25000
		CLIN	OUT	G0	25000
		CLIN	OUT	G1	25000
		CLIN	OUT	G1	DELTA
		CLIN	OUT	G1x	25000
		CLIN	OUT	G1x	DELTA
C 3	25393	ADMIN	OUT	G2	25000
		ADMIN	OUT	G2	DELTA
		ADMIN	OUT	G2x	25000
		CLIN	OUT	G0	25000
		CLIN	OUT	G1	25000
		CLIN	OUT	G1	DELTA
		CLIN	OUT	G1x	25000
		CLIN	OUT	G1x	DELTA
C 3	25400	ADMIN	OUT	G2	25000
		ADMIN	OUT	G2	DELTA
		ADMIN	OUT	G2x	25000

CPEP 3: Orthopaedic Surgery
Data Entry Log

CPEP	PROCCODE	CLINADM	SITE	TIMECAT	SERVREF
		CLIN	OUT	G0	25000
		CLIN	OUT	G1	25000
		CLIN	OUT	G1	DELTA
		CLIN	OUT	G1x	25000
		CLIN	OUT	G1x	DELTA
C 3	25405	ADMIN	OUT	G2	25000
		ADMIN	OUT	G2	DELTA
		ADMIN	OUT	G2x	25000
		CLIN	OUT	G0	25000
		CLIN	OUT	G1	25000
		CLIN	OUT	G1	DELTA
		CLIN	OUT	G1x	25000
		CLIN	OUT	G1x	DELTA
C 3	25415	ADMIN	OUT	G2	25000
		ADMIN	OUT	G2	DELTA
		ADMIN	OUT	G2x	25000
		CLIN	OUT	G0	25000
		CLIN	OUT	G1	25000
		CLIN	OUT	G1	DELTA
		CLIN	OUT	G1x	25000
		CLIN	OUT	G1x	DELTA
C 3	25420	ADMIN	OUT	G2	25000
		ADMIN	OUT	G2	DELTA
		ADMIN	OUT	G2x	25000
		CLIN	OUT	G0	25000
		CLIN	OUT	G1	25000
		CLIN	OUT	G1	DELTA
		CLIN	OUT	G1x	25000
		CLIN	OUT	G1x	DELTA
C 3	25425	ADMIN	OUT	G2	25000
		ADMIN	OUT	G2	DELTA
		ADMIN	OUT	G2x	25000
		CLIN	OUT	G0	25000
		CLIN	OUT	G1	25000
		CLIN	OUT	G1	DELTA
		CLIN	OUT	G1x	25000
		CLIN	OUT	G1x	DELTA
C 3	25426	ADMIN	OUT	G2	25000
		ADMIN	OUT	G2	DELTA
		ADMIN	OUT	G2x	25000
		CLIN	OUT	G0	25000
		CLIN	OUT	G1	25000
		CLIN	OUT	G1	DELTA
		CLIN	OUT	G1x	25000
		CLIN	OUT	G1x	DELTA
C 3	25440	ADMIN	OUT	G2	25111
		ADMIN	OUT	G2x	25111
		CLIN	OUT	G0	25111
		CLIN	OUT	G1	25111
		CLIN	OUT	G1	DELTA
		CLIN	OUT	G1x	25111
		CLIN	OUT	G1x	DELTA
C 3	25441	ADMIN	OUT	G2	25111
		ADMIN	OUT	G2x	25111
		CLIN	OUT	G0	25111
		CLIN	OUT	G1	25111
		CLIN	OUT	G1	DELTA
		CLIN	OUT	G1x	25111
		CLIN	OUT	G1x	DELTA

CPEP 3: Orthopaedic Surgery
Data Entry Log

CPEP	PROCCODE	CLINADM	SITE	TIMECAT	SERVREF
C 3	25442	ADMIN	OUT	G2	25111
		ADMIN	OUT	G2x	25111
		CLIN	OUT	G0	25111
		CLIN	OUT	G1	25111
		CLIN	OUT	G1	DELTA
		CLIN	OUT	G1x	25111
		CLIN	OUT	G1x	DELTA
C 3	25443	ADMIN	OUT	G2	25111
		ADMIN	OUT	G2	DELTA
		ADMIN	OUT	G2x	25111
		CLIN	OUT	G0	25111
		CLIN	OUT	G1	25111
		CLIN	OUT	G1	DELTA
		CLIN	OUT	G1x	25111
CLIN	OUT	G1x	DELTA		
C 3	25444	ADMIN	OUT	G2	25111
		ADMIN	OUT	G2	DELTA
		ADMIN	OUT	G2x	25111
		CLIN	OUT	G0	25111
		CLIN	OUT	G1	25111
		CLIN	OUT	G1	DELTA
		CLIN	OUT	G1x	25111
CLIN	OUT	G1x	DELTA		
C 3	25445	ADMIN	OUT	G2	25111
		ADMIN	OUT	G2	DELTA
		ADMIN	OUT	G2x	25111
		CLIN	OUT	G0	25111
		CLIN	OUT	G1	25111
		CLIN	OUT	G1	DELTA
		CLIN	OUT	G1x	25111
CLIN	OUT	G1x	DELTA		
C 3	25446	ADMIN	OUT	G2	25111
		ADMIN	OUT	G2x	25111
		CLIN	OUT	G0	25111
		CLIN	OUT	G1	25111
		CLIN	OUT	G1	DELTA
		CLIN	OUT	G1x	25111
		CLIN	OUT	G1x	DELTA
C 3	25447	ADMIN	OUT	G2	25111
		ADMIN	OUT	G2x	25111
		CLIN	OUT	G0	25111
		CLIN	OUT	G1	25111
		CLIN	OUT	G1	DELTA
		CLIN	OUT	G1x	25111
		CLIN	OUT	G1x	DELTA
C 3	25449	ADMIN	OUT	G2	25111
		ADMIN	OUT	G2	DELTA
		ADMIN	OUT	G2x	25111
		CLIN	OUT	G0	25111
		CLIN	OUT	G1	25111
		CLIN	OUT	G1	DELTA
		CLIN	OUT	G1x	25111
CLIN	OUT	G1x	DELTA		
C 3	25450	ADMIN	OUT	G2	25000
		ADMIN	OUT	G2	DELTA
		ADMIN	OUT	G2x	25000
		CLIN	OUT	G0	25000
		CLIN	OUT	G1	25000
		CLIN	OUT	G1	DELTA
		CLIN	OUT	G1x	25000
CLIN	OUT	G1x	DELTA		

CPEP 3: Orthopaedic Surgery
Data Entry Log

CPEP	PROCCODE	CLINADM	SITE	TIMECAT	SERVREF
C 3	25455	ADMIN	OUT	G2	25000
		ADMIN	OUT	G2	DELTA
		ADMIN	OUT	G2x	25000
		CLIN	OUT	G0	25000
		CLIN	OUT	G1	25000
		CLIN	OUT	G1	DELTA
		CLIN	OUT	G1x	25000
		CLIN	OUT	G1x	DELTA
C 3	25490	ADMIN	OUT	G2	25000
		ADMIN	OUT	G2	DELTA
		ADMIN	OUT	G2x	25000
		CLIN	OUT	G0	25000
		CLIN	OUT	G1	25000
		CLIN	OUT	G1	DELTA
		CLIN	OUT	G1x	25000
		CLIN	OUT	G1x	DELTA
C 3	25491	ADMIN	OUT	G2	25000
		ADMIN	OUT	G2	DELTA
		ADMIN	OUT	G2x	25000
		CLIN	OUT	G0	25000
		CLIN	OUT	G1	25000
		CLIN	OUT	G1	DELTA
		CLIN	OUT	G1x	25000
		CLIN	OUT	G1x	DELTA
C 3	25492	ADMIN	OUT	G2	25000
		ADMIN	OUT	G2	DELTA
		ADMIN	OUT	G2x	25000
		CLIN	OUT	G0	25000
		CLIN	OUT	G1	25000
		CLIN	OUT	G1	DELTA
		CLIN	OUT	G1x	25000
		CLIN	OUT	G1x	DELTA
C 3	25500	ADMIN	IN	G2	25605
		ADMIN	IN	G2	DELTA
		ADMIN	IN	G2x	25605
		ADMIN	OUT	G2	25605
		ADMIN	OUT	G2	DELTA
		ADMIN	OUT	G2x	25605
		CLIN	IN	G1	25605
		CLIN	IN	G1	DELTA
		CLIN	IN	G1x	25605
		CLIN	OUT	G1	25605
		CLIN	OUT	G1x	25605
C 3	25505	ADMIN	IN	G2	25605
		ADMIN	IN	G2x	25605
		ADMIN	OUT	G2	25605
		ADMIN	OUT	G2x	25605
		CLIN	IN	G1	25605
		CLIN	IN	G1x	25605
		CLIN	OUT	G1	25605
		CLIN	OUT	G1x	25605
C 3	25515	ADMIN	OUT	G2	27822
		ADMIN	OUT	G2x	27822
		CLIN	OUT	G1	27822
		CLIN	OUT	G1	DELTA
		CLIN	OUT	G1x	27822
C 3	25520	ADMIN	IN	G2	25605
		ADMIN	IN	G2x	25605
		ADMIN	OUT	G2	25605
		ADMIN	OUT	G2x	25605
		ADMIN	OUT	G2x	25605

CPEP 4

CPEP 5

CPEP 6

CPEP 7

CPEP 8

CPEP 3: Orthopaedic Surgery
Data Entry Log

CPEP	PROCCODE	CLINADM	SITE	TIMECAT	SERVREF
		CLIN	IN	G1	25605
		CLIN	IN	G1x	25605
		CLIN	OUT	G1	25605
		CLIN	OUT	G1	DELTA
		CLIN	OUT	G1x	25605
C 3	25525	ADMIN	OUT	G2	27822
		ADMIN	OUT	G2x	27822
		CLIN	OUT	G1	27822
		CLIN	OUT	G1	DELTA
		CLIN	OUT	G1x	27822
C 3	25526	ADMIN	OUT	G2	25000
		ADMIN	OUT	G2	DELTA
		ADMIN	OUT	G2x	25000
		CLIN	OUT	G0	25000
		CLIN	OUT	G1	25000
		CLIN	OUT	G1	DELTA
		CLIN	OUT	G1x	25000
		CLIN	OUT	G1x	DELTA
C 3	25530	ADMIN	IN	G2	25605
		ADMIN	IN	G2	DELTA
		ADMIN	IN	G2x	25605
		ADMIN	OUT	G2	25605
		ADMIN	OUT	G2	DELTA
		ADMIN	OUT	G2x	25605
		CLIN	IN	G1	25605
		CLIN	IN	G1	DELTA
		CLIN	IN	G1x	25605
		CLIN	OUT	G1	25605
		CLIN	OUT	G1x	25605
C 3	25535	ADMIN	IN	G2	25605
		ADMIN	IN	G2x	25605
		ADMIN	OUT	G2	25605
		ADMIN	OUT	G2x	25605
		CLIN	IN	G1	25605
		CLIN	IN	G1x	25605
		CLIN	OUT	G1	25605
		CLIN	OUT	G1x	25605
C 3	25545	ADMIN	OUT	G2	27822
		ADMIN	OUT	G2x	27822
		CLIN	OUT	G1	27822
		CLIN	OUT	G1	DELTA
		CLIN	OUT	G1x	27822
C 3	25560	ADMIN	IN	G2	25605
		ADMIN	IN	G2	DELTA
		ADMIN	IN	G2x	25605
		ADMIN	OUT	G2	25605
		ADMIN	OUT	G2	DELTA
		ADMIN	OUT	G2x	25605
		CLIN	IN	G1	25605
		CLIN	IN	G1	DELTA
		CLIN	IN	G1x	25605
		CLIN	OUT	G1	25605
		CLIN	OUT	G1x	25605
C 3	25565	ADMIN	IN	G2	25605
		ADMIN	IN	G2x	25605
		ADMIN	OUT	G2	25605
		ADMIN	OUT	G2x	25605
		CLIN	IN	G1	25605
		CLIN	IN	G1x	25605
		CLIN	OUT	G1	25605
		CLIN	OUT	G1x	25605

CPEP 3: Orthopaedic Surgery
Data Entry Log

CPEP	PROCCODE	CLINADM	SITE	TIMECAT	SERVREF
C 3	25574	ADMIN	OUT	G2	27822
		ADMIN	OUT	G2x	27822
		CLIN	OUT	G1	27822
		CLIN	OUT	G1	DELTA
		CLIN	OUT	G1x	27822
C 3	25575	ADMIN	OUT	G2	27822
		ADMIN	OUT	G2x	27822
		CLIN	OUT	G1	27822
		CLIN	OUT	G1	DELTA
		CLIN	OUT	G1x	27822
C 3	25600	ADMIN	IN	G2	25605
		ADMIN	IN	G2	DELTA
		ADMIN	IN	G2x	25605
		ADMIN	OUT	G2	25605
		ADMIN	OUT	G2	DELTA
		ADMIN	OUT	G2x	25605
		CLIN	IN	G1	25605
		CLIN	IN	G1	DELTA
		CLIN	IN	G1x	25605
		CLIN	OUT	G1	25605
		CLIN	OUT	G1x	25605
C 3	25611	ADMIN	OUT	G2	27822
		ADMIN	OUT	G2x	27822
		CLIN	OUT	G1	27822
		CLIN	OUT	G1	DELTA
		CLIN	OUT	G1x	27822
C 3	25620	ADMIN	OUT	G2	27822
		ADMIN	OUT	G2x	27822
		CLIN	OUT	G1	27822
		CLIN	OUT	G1	DELTA
		CLIN	OUT	G1x	27822
C 3	25622	ADMIN	IN	G2	25605
		ADMIN	IN	G2	DELTA
		ADMIN	IN	G2x	25605
		ADMIN	OUT	G2	25605
		ADMIN	OUT	G2	DELTA
		ADMIN	OUT	G2x	25605
		CLIN	IN	G1	25605
		CLIN	IN	G1	DELTA
		CLIN	IN	G1x	25605
		CLIN	OUT	G1	25605
CLIN	OUT	G1x	25605		
C 3	25624	ADMIN	IN	G2	25605
		ADMIN	IN	G2x	25605
		ADMIN	OUT	G2	25605
		ADMIN	OUT	G2x	25605
		CLIN	IN	G1	25605
		CLIN	IN	G1x	25605
		CLIN	OUT	G1	25605
		CLIN	OUT	G1x	25605
C 3	25628	ADMIN	OUT	G2	27822
		ADMIN	OUT	G2x	27822
		CLIN	OUT	G1	27822
		CLIN	OUT	G1	DELTA
		CLIN	OUT	G1x	27822
C 3	25630	ADMIN	IN	G2	25605
		ADMIN	IN	G2	DELTA
		ADMIN	IN	G2x	25605
		ADMIN	OUT	G2	25605
		ADMIN	OUT	G2	DELTA
		ADMIN	OUT	G2x	25605

CPEP 4
CPEP 5
CPEP 6
CPEP 7
CPEP 8

CPEP 3: Orthopaedic Surgery
Data Entry Log

CPEP	PROCCODE	CLINADM	SITE	TIMECAT	SERVREF
		CLIN	IN	G1	25605
		CLIN	IN	G1	DELTA
		CLIN	IN	G1x	25605
		CLIN	OUT	G1	25605
		CLIN	OUT	G1x	25605
C 3	25635	ADMIN	IN	G2	25605
		ADMIN	IN	G2x	25605
		ADMIN	OUT	G2	25605
		ADMIN	OUT	G2x	25605
		CLIN	IN	G1	25605
		CLIN	IN	G1x	25605
		CLIN	OUT	G1	25605
		CLIN	OUT	G1x	25605
C 3	25645	ADMIN	OUT	G2	27822
		ADMIN	OUT	G2x	27822
		CLIN	OUT	G1	27822
		CLIN	OUT	G1	DELTA
		CLIN	OUT	G1x	27822
C 3	25650	ADMIN	IN	G2	25605
		ADMIN	IN	G2	DELTA
		ADMIN	IN	G2x	25605
		ADMIN	OUT	G2	25605
		ADMIN	OUT	G2	DELTA
		ADMIN	OUT	G2x	25605
		CLIN	IN	G1	25605
		CLIN	IN	G1	DELTA
		CLIN	IN	G1x	25605
		CLIN	OUT	G1	25605
		CLIN	OUT	G1x	25605
C 3	25660	ADMIN	OUT	G2	25605
		ADMIN	OUT	G2x	25605
		CLIN	OUT	G1	25605
		CLIN	OUT	G1	DELTA
		CLIN	OUT	G1x	25605
C 3	25670	ADMIN	OUT	G2	27822
		ADMIN	OUT	G2x	27822
		CLIN	OUT	G1	27822
		CLIN	OUT	G1	DELTA
		CLIN	OUT	G1x	27822
C 3	25675	ADMIN	IN	G2	25605
		ADMIN	IN	G2x	25605
		ADMIN	OUT	G2	25605
		ADMIN	OUT	G2x	25605
		CLIN	IN	G1	25605
		CLIN	IN	G1x	25605
		CLIN	OUT	G1	25605
		CLIN	OUT	G1x	25605
C 3	25676	ADMIN	OUT	G2	27822
		ADMIN	OUT	G2x	27822
		CLIN	OUT	G1	27822
		CLIN	OUT	G1	DELTA
		CLIN	OUT	G1x	27822
C 3	25680	ADMIN	OUT	G2	25605
		ADMIN	OUT	G2	DELTA
		ADMIN	OUT	G2x	25605
		CLIN	OUT	G1	25605
		CLIN	OUT	G1	DELTA
		CLIN	OUT	G1x	25605

CPEP 3: Orthopaedic Surgery
Data Entry Log

CPEP	PROCCODE	CLINADM	SITE	TIMECAT	SERVREF
C 3	25685	ADMIN	OUT	G2	27822
		ADMIN	OUT	G2x	27822
		CLIN	OUT	G1	27822
		CLIN	OUT	G1	DELTA
		CLIN	OUT	G1x	27822
C 3	25690	ADMIN	OUT	G2	25605
		ADMIN	OUT	G2	DELTA
		ADMIN	OUT	G2x	25605
		CLIN	OUT	G1	25605
		CLIN	OUT	G1	DELTA
C 3	25695	ADMIN	OUT	G2	27822
		ADMIN	OUT	G2x	27822
		CLIN	OUT	G1	27822
		CLIN	OUT	G1	DELTA
		CLIN	OUT	G1x	27822
C 3	25800	ADMIN	OUT	G2	25111
		ADMIN	OUT	G2x	25111
		CLIN	OUT	G0	25111
		CLIN	OUT	G1	25111
		CLIN	OUT	G1	DELTA
		CLIN	OUT	G1x	25111
C 3	25805	ADMIN	OUT	G2	25111
		ADMIN	OUT	G2x	25111
		CLIN	OUT	G0	25111
		CLIN	OUT	G1	25111
		CLIN	OUT	G1	DELTA
		CLIN	OUT	G1x	25111
C 3	25810	ADMIN	OUT	G2	25111
		ADMIN	OUT	G2x	25111
		CLIN	OUT	G0	25111
		CLIN	OUT	G1	25111
		CLIN	OUT	G1	DELTA
		CLIN	OUT	G1x	25111
C 3	25820	ADMIN	OUT	G2	25111
		ADMIN	OUT	G2x	25111
		CLIN	OUT	G0	25111
		CLIN	OUT	G1	25111
		CLIN	OUT	G1	DELTA
		CLIN	OUT	G1x	25111
C 3	25825	ADMIN	OUT	G2	25111
		ADMIN	OUT	G2x	25111
		CLIN	OUT	G0	25111
		CLIN	OUT	G1	25111
		CLIN	OUT	G1	DELTA
		CLIN	OUT	G1x	25111
C 3	25830	ADMIN	OUT	G2	25000
		ADMIN	OUT	G2	DELTA
		ADMIN	OUT	G2x	25000
		CLIN	OUT	G0	25000
		CLIN	OUT	G1	25000
		CLIN	OUT	G1	DELTA
C 3	25830	CLIN	OUT	G1x	25000
		CLIN	OUT	G1x	DELTA
		CLIN	OUT	G1x	25000
		CLIN	OUT	G1x	DELTA

CPEP 4

CPEP 5

CPEP 6

CPEP 7

CPEP 8

CPEP 3: Orthopaedic Surgery
Data Entry Log

CPEP	PROCCODE	CLINADM	SITE	TIMECAT	SERVREF
C 3	25900	ADMIN	OUT	G2	25000
		ADMIN	OUT	G2	DELTA
		ADMIN	OUT	G2x	25000
		CLIN	OUT	G0	25000
		CLIN	OUT	G1	25000
		CLIN	OUT	G1	DELTA
		CLIN	OUT	G1x	25000
		CLIN	OUT	G1x	DELTA
C 3	25905	ADMIN	OUT	G2	25000
		ADMIN	OUT	G2	DELTA
		ADMIN	OUT	G2x	25000
		CLIN	OUT	G0	25000
		CLIN	OUT	G1	25000
		CLIN	OUT	G1	DELTA
		CLIN	OUT	G1x	25000
		CLIN	OUT	G1x	DELTA
C 3	25907	ADMIN	OUT	G2	25000
		ADMIN	OUT	G2	DELTA
		ADMIN	OUT	G2x	25000
		CLIN	OUT	G0	25000
		CLIN	OUT	G1	25000
		CLIN	OUT	G1	DELTA
		CLIN	OUT	G1x	25000
		CLIN	OUT	G1x	DELTA
C 3	25909	ADMIN	OUT	G2	25000
		ADMIN	OUT	G2	DELTA
		ADMIN	OUT	G2x	25000
		CLIN	OUT	G0	25000
		CLIN	OUT	G1	25000
		CLIN	OUT	G1	DELTA
		CLIN	OUT	G1x	25000
		CLIN	OUT	G1x	DELTA
C 3	25915	ADMIN	OUT	G2	25000
		ADMIN	OUT	G2	DELTA
		ADMIN	OUT	G2x	25000
		CLIN	OUT	G0	25000
		CLIN	OUT	G1	25000
		CLIN	OUT	G1	DELTA
		CLIN	OUT	G1x	25000
		CLIN	OUT	G1x	DELTA
C 3	25920	ADMIN	OUT	G2	25111
		ADMIN	OUT	G2x	25111
		CLIN	OUT	G0	25111
		CLIN	OUT	G1	25111
		CLIN	OUT	G1	DELTA
		CLIN	OUT	G1x	25111
		CLIN	OUT	G1x	DELTA
		CLIN	OUT	G1x	DELTA
C 3	25922	ADMIN	OUT	G2	25111
		ADMIN	OUT	G2x	25111
		CLIN	OUT	G0	25111
		CLIN	OUT	G1	25111
		CLIN	OUT	G1	DELTA
		CLIN	OUT	G1x	25111
		CLIN	OUT	G1x	DELTA
		CLIN	OUT	G1x	DELTA
C 3	25924	ADMIN	OUT	G2	25111
		ADMIN	OUT	G2x	25111
		CLIN	OUT	G0	25111
		CLIN	OUT	G1	25111
		CLIN	OUT	G1	DELTA
		CLIN	OUT	G1x	25111
		CLIN	OUT	G1x	DELTA
		CLIN	OUT	G1x	DELTA

CPEP 3: Orthopaedic Surgery
Data Entry Log

CPEP	PROCCODE	CLINADM	SITE	TIMECAT	SERVREF
C 3	25927	ADMIN	OUT	G2	26055
		ADMIN	OUT	G2	DELTA
		ADMIN	OUT	G2x	26055
		CLIN	OUT	G0	26055
		CLIN	OUT	G1	26055
		CLIN	OUT	G1	DELTA
		CLIN	OUT	G1x	26055
		CLIN	OUT	G1x	DELTA
C 3	25929	ADMIN	OUT	G2	20680
		ADMIN	OUT	G2x	20680
		CLIN	OUT	G0	20680
		CLIN	OUT	G1	20680
		CLIN	OUT	G1	DELTA
		CLIN	OUT	G1x	20680
C 3	25931	ADMIN	OUT	G2	26055
		ADMIN	OUT	G2	DELTA
		ADMIN	OUT	G2x	26055
		CLIN	OUT	G0	26055
		CLIN	OUT	G1	26055
		CLIN	OUT	G1	DELTA
		CLIN	OUT	G1x	26055
		CLIN	OUT	G1x	DELTA
C 3	26010	ADMIN	IN	G2	26055
		ADMIN	IN	G2	DELTA
		ADMIN	IN	G2x	26055
		ADMIN	OUT	G2	26055
		ADMIN	OUT	G2	DELTA
		ADMIN	OUT	G2x	26055
		CLIN	IN	G1	DELTA
		CLIN	IN	G1x	26055
		CLIN	IN	G1x	DELTA
		CLIN	OUT	G0	26055
		CLIN	OUT	G1	26055
		CLIN	OUT	G1	DELTA
		CLIN	OUT	G1x	26055
		CLIN	OUT	G1x	DELTA
C 3	26011	ADMIN	IN	G2	26055
		ADMIN	IN	G2x	26055
		ADMIN	OUT	G2	26055
		ADMIN	OUT	G2x	26055
		CLIN	IN	G1	DELTA
		CLIN	IN	G1x	26055
		CLIN	IN	G1x	DELTA
		CLIN	OUT	G0	26055
		CLIN	OUT	G1	26055
		CLIN	OUT	G1	DELTA
		CLIN	OUT	G1x	26055
		CLIN	OUT	G1x	DELTA
C 3	26020	ADMIN	OUT	G2	26055
		ADMIN	OUT	G2	DELTA
		ADMIN	OUT	G2x	26055
		CLIN	OUT	G0	26055
		CLIN	OUT	G1	26055
		CLIN	OUT	G1	DELTA
		CLIN	OUT	G1x	26055
		CLIN	OUT	G1x	DELTA
C 3	26025	ADMIN	OUT	G2	26055
		ADMIN	OUT	G2	DELTA
		ADMIN	OUT	G2x	26055
		CLIN	OUT	G0	26055
		CLIN	OUT	G1	26055
		CLIN	OUT	G1	DELTA
		CLIN	OUT	G1x	26055
		CLIN	OUT	G1x	DELTA

CPEP 3: Orthopaedic Surgery
Data Entry Log

CPEP	PROCCODE	CLINADM	SITE	TIMECAT	SERVREF
C 3	26030	ADMIN	OUT	G2	26055
		ADMIN	OUT	G2	DELTA
		ADMIN	OUT	G2x	26055
		CLIN	OUT	G0	26055
		CLIN	OUT	G1	26055
		CLIN	OUT	G1	DELTA
		CLIN	OUT	G1x	26055
		CLIN	OUT	G1x	DELTA
C 3	26034	ADMIN	OUT	G2	26055
		ADMIN	OUT	G2	DELTA
		ADMIN	OUT	G2x	26055
		CLIN	OUT	G0	26055
		CLIN	OUT	G1	26055
		CLIN	OUT	G1	DELTA
		CLIN	OUT	G1x	26055
		CLIN	OUT	G1x	DELTA
C 3	26035	ADMIN	OUT	G2	26055
		ADMIN	OUT	G2	DELTA
		ADMIN	OUT	G2x	26055
		CLIN	OUT	G0	26055
		CLIN	OUT	G1	26055
		CLIN	OUT	G1	DELTA
		CLIN	OUT	G1x	26055
		CLIN	OUT	G1x	DELTA
C 3	26037	ADMIN	OUT	G2	26055
		ADMIN	OUT	G2	DELTA
		ADMIN	OUT	G2x	26055
		CLIN	OUT	G0	26055
		CLIN	OUT	G1	26055
		CLIN	OUT	G1	DELTA
		CLIN	OUT	G1x	26055
		CLIN	OUT	G1x	DELTA
C 3	26040	ADMIN	OUT	G2	26055
		ADMIN	OUT	G2	DELTA
		ADMIN	OUT	G2x	26055
		CLIN	OUT	G0	26055
		CLIN	OUT	G1	26055
		CLIN	OUT	G1	DELTA
		CLIN	OUT	G1x	26055
		CLIN	OUT	G1x	DELTA
C 3	26045	ADMIN	OUT	G2	26055
		ADMIN	OUT	G2	DELTA
		ADMIN	OUT	G2x	26055
		CLIN	OUT	G0	26055
		CLIN	OUT	G1	26055
		CLIN	OUT	G1	DELTA
		CLIN	OUT	G1x	26055
		CLIN	OUT	G1x	DELTA
C 3	26060	ADMIN	OUT	G2	26055
		ADMIN	OUT	G2x	26055
		CLIN	OUT	G0	26055
		CLIN	OUT	G1	26055
		CLIN	OUT	G1	DELTA
		CLIN	OUT	G1x	26055
		CLIN	OUT	G1x	DELTA
		C 3	26070	ADMIN	OUT
ADMIN	OUT			G2	DELTA
ADMIN	OUT			G2x	26055
CLIN	OUT			G0	26055
CLIN	OUT			G1	26055
CLIN	OUT			G1	DELTA
CLIN	OUT			G1x	26055
CLIN	OUT			G1x	DELTA

CPEP 3: Orthopaedic Surgery
Data Entry Log

CPEP	PROCCODE	CLINADM	SITE	TIMECAT	SERVREF
C 3	26075	ADMIN	OUT	G2	26055
		ADMIN	OUT	G2	DELTA
		ADMIN	OUT	G2x	26055
		CLIN	OUT	G0	26055
		CLIN	OUT	G1	26055
		CLIN	OUT	G1	DELTA
		CLIN	OUT	G1x	26055
		CLIN	OUT	G1x	DELTA
C 3	26080	ADMIN	OUT	G2	26055
		ADMIN	OUT	G2	DELTA
		ADMIN	OUT	G2x	26055
		CLIN	OUT	G0	26055
		CLIN	OUT	G1	26055
		CLIN	OUT	G1	DELTA
		CLIN	OUT	G1x	26055
		CLIN	OUT	G1x	DELTA
C 3	26100	ADMIN	OUT	G2	26055
		ADMIN	OUT	G2x	26055
		CLIN	OUT	G0	26055
		CLIN	OUT	G1	26055
		CLIN	OUT	G1	DELTA
		CLIN	OUT	G1x	26055
		CLIN	OUT	G1x	DELTA
		C 3	26105	ADMIN	OUT
ADMIN	OUT			G2	DELTA
ADMIN	OUT			G2x	26055
CLIN	OUT			G0	26055
CLIN	OUT			G1	26055
CLIN	OUT			G1	DELTA
CLIN	OUT			G1x	26055
CLIN	OUT			G1x	DELTA
C 3	26110	ADMIN	OUT	G2	26055
		ADMIN	OUT	G2	DELTA
		ADMIN	OUT	G2x	26055
		CLIN	OUT	G0	26055
		CLIN	OUT	G1	26055
		CLIN	OUT	G1	DELTA
		CLIN	OUT	G1x	26055
		CLIN	OUT	G1x	DELTA
C 3	26115	ADMIN	OUT	G2	26055
		ADMIN	OUT	G2x	26055
		CLIN	OUT	G0	26055
		CLIN	OUT	G1	26055
		CLIN	OUT	G1	DELTA
		CLIN	OUT	G1x	26055
		CLIN	OUT	G1x	DELTA
		C 3	26116	ADMIN	OUT
ADMIN	OUT			G2	DELTA
ADMIN	OUT			G2x	26055
CLIN	OUT			G0	26055
CLIN	OUT			G1	26055
CLIN	OUT			G1	DELTA
CLIN	OUT			G1x	26055
CLIN	OUT			G1x	DELTA
C 3	26117	ADMIN	OUT	G2	26055
		ADMIN	OUT	G2	DELTA
		ADMIN	OUT	G2x	26055
		CLIN	OUT	G0	26055
		CLIN	OUT	G1	26055
		CLIN	OUT	G1	DELTA
		CLIN	OUT	G1x	26055
		CLIN	OUT	G1x	DELTA

CPEP 3: Orthopaedic Surgery
Data Entry Log

CPEP	PROCCODE	CLINADM	SITE	TIMECAT	SERVREF
C 3	26121	ADMIN	OUT	G2	26055
		ADMIN	OUT	G2	DELTA
		ADMIN	OUT	G2x	26055
		CLIN	OUT	G0	26055
		CLIN	OUT	G1	26055
		CLIN	OUT	G1	DELTA
		CLIN	OUT	G1x	26055
		CLIN	OUT	G1x	DELTA
C 3	26123	ADMIN	OUT	G2	26055
		ADMIN	OUT	G2	DELTA
		ADMIN	OUT	G2x	26055
		CLIN	OUT	G0	26055
		CLIN	OUT	G1	26055
		CLIN	OUT	G1	DELTA
		CLIN	OUT	G1x	26055
		CLIN	OUT	G1x	DELTA
C 3	26125	CLIN	OUT	G1	DELTA
C 3	26140	ADMIN	OUT	G2	26055
		ADMIN	OUT	G2	DELTA
		ADMIN	OUT	G2x	26055
		CLIN	OUT	G0	26055
		CLIN	OUT	G1	26055
		CLIN	OUT	G1	DELTA
		CLIN	OUT	G1x	26055
		CLIN	OUT	G1x	DELTA
C 3	26145	ADMIN	OUT	G2	26055
		ADMIN	OUT	G2	DELTA
		ADMIN	OUT	G2x	26055
		CLIN	OUT	G0	26055
		CLIN	OUT	G1	26055
		CLIN	OUT	G1	DELTA
		CLIN	OUT	G1x	26055
		CLIN	OUT	G1x	DELTA
C 3	26160	ADMIN	OUT	G2	26055
		ADMIN	OUT	G2x	26055
		CLIN	OUT	G0	26055
		CLIN	OUT	G1	26055
		CLIN	OUT	G1	DELTA
		CLIN	OUT	G1x	26055
		CLIN	OUT	G1x	DELTA
		C 3	26170	ADMIN	OUT
ADMIN	OUT			G2x	26055
CLIN	OUT			G0	26055
CLIN	OUT			G1	26055
CLIN	OUT			G1	DELTA
CLIN	OUT			G1x	26055
CLIN	OUT			G1x	DELTA
C 3	26180			ADMIN	OUT
		ADMIN	OUT	G2x	26055
		CLIN	OUT	G0	26055
		CLIN	OUT	G1	26055
		CLIN	OUT	G1	DELTA
		CLIN	OUT	G1x	26055
		CLIN	OUT	G1x	DELTA
		C 3	26200	ADMIN	OUT
ADMIN	OUT			G2	DELTA
ADMIN	OUT			G2x	26055
CLIN	OUT			G0	26055
CLIN	OUT			G1	26055
CLIN	OUT			G1	DELTA
CLIN	OUT			G1x	26055
CLIN	OUT			G1x	DELTA

CPEP 3: Orthopaedic Surgery
Data Entry Log

CPEP	PROCCODE	CLINADM	SITE	TIMECAT	SERVREF
C 3	26205	ADMIN	OUT	G2	26055
		ADMIN	OUT	G2	DELTA
		ADMIN	OUT	G2x	26055
		CLIN	OUT	G0	26055
		CLIN	OUT	G1	26055
		CLIN	OUT	G1	DELTA
		CLIN	OUT	G1x	26055
		CLIN	OUT	G1x	DELTA
C 3	26215	ADMIN	OUT	G2	26055
		ADMIN	OUT	G2	DELTA
		ADMIN	OUT	G2x	26055
		CLIN	OUT	G0	26055
		CLIN	OUT	G1	26055
		CLIN	OUT	G1	DELTA
		CLIN	OUT	G1x	26055
		CLIN	OUT	G1x	DELTA
C 3	26230	ADMIN	OUT	G2	26055
		ADMIN	OUT	G2	DELTA
		ADMIN	OUT	G2x	26055
		CLIN	OUT	G0	26055
		CLIN	OUT	G1	26055
		CLIN	OUT	G1	DELTA
		CLIN	OUT	G1x	26055
		CLIN	OUT	G1x	DELTA
C 3	26235	ADMIN	OUT	G2	26055
		ADMIN	OUT	G2	DELTA
		ADMIN	OUT	G2x	26055
		CLIN	OUT	G0	26055
		CLIN	OUT	G1	26055
		CLIN	OUT	G1	DELTA
		CLIN	OUT	G1x	26055
		CLIN	OUT	G1x	DELTA
C 3	26236	ADMIN	OUT	G2	26055
		ADMIN	OUT	G2	DELTA
		ADMIN	OUT	G2x	26055
		CLIN	OUT	G0	26055
		CLIN	OUT	G1	26055
		CLIN	OUT	G1	DELTA
		CLIN	OUT	G1x	26055
		CLIN	OUT	G1x	DELTA
C 3	26250	ADMIN	OUT	G2	26055
		ADMIN	OUT	G2	DELTA
		ADMIN	OUT	G2x	26055
		CLIN	OUT	G0	26055
		CLIN	OUT	G1	26055
		CLIN	OUT	G1	DELTA
		CLIN	OUT	G1x	26055
		CLIN	OUT	G1x	DELTA
C 3	26255	ADMIN	OUT	G2	26055
		ADMIN	OUT	G2	DELTA
		ADMIN	OUT	G2x	26055
		CLIN	OUT	G0	26055
		CLIN	OUT	G1	26055
		CLIN	OUT	G1	DELTA
		CLIN	OUT	G1x	26055
		CLIN	OUT	G1x	DELTA
C 3	26260	ADMIN	OUT	G2	26055
		ADMIN	OUT	G2	DELTA
		ADMIN	OUT	G2x	26055

CPEP 3: Orthopaedic Surgery
Data Entry Log

CPEP	PROCCODE	CLINADM	SITE	TIMECAT	SERVREF
		CLIN	OUT	G0	26055
		CLIN	OUT	G1	26055
		CLIN	OUT	G1	DELTA
		CLIN	OUT	G1x	26055
		CLIN	OUT	G1x	DELTA
C 3	26261	ADMIN	OUT	G2	26055
		ADMIN	OUT	G2	DELTA
		ADMIN	OUT	G2x	26055
		CLIN	OUT	G0	26055
		CLIN	OUT	G1	26055
		CLIN	OUT	G1	DELTA
		CLIN	OUT	G1x	26055
		CLIN	OUT	G1x	DELTA
C 3	26262	ADMIN	OUT	G2	26055
		ADMIN	OUT	G2	DELTA
		ADMIN	OUT	G2x	26055
		CLIN	OUT	G0	26055
		CLIN	OUT	G1	26055
		CLIN	OUT	G1	DELTA
		CLIN	OUT	G1x	26055
		CLIN	OUT	G1x	DELTA
C 3	26320	ADMIN	OUT	G2	26055
		ADMIN	OUT	G2	DELTA
		ADMIN	OUT	G2x	26055
		CLIN	OUT	G0	26055
		CLIN	OUT	G1	26055
		CLIN	OUT	G1	DELTA
		CLIN	OUT	G1x	26055
		CLIN	OUT	G1x	DELTA
C 3	26350	ADMIN	OUT	G2	26055
		ADMIN	OUT	G2	DELTA
		ADMIN	OUT	G2x	26055
		CLIN	OUT	G0	26055
		CLIN	OUT	G1	26055
		CLIN	OUT	G1	DELTA
		CLIN	OUT	G1x	26055
		CLIN	OUT	G1x	DELTA
C 3	26352	ADMIN	OUT	G2	26055
		ADMIN	OUT	G2	DELTA
		ADMIN	OUT	G2x	26055
		CLIN	OUT	G0	26055
		CLIN	OUT	G1	26055
		CLIN	OUT	G1	DELTA
		CLIN	OUT	G1x	26055
		CLIN	OUT	G1x	DELTA
C 3	26356	ADMIN	OUT	G2	26055
		ADMIN	OUT	G2	DELTA
		ADMIN	OUT	G2x	26055
		CLIN	OUT	G0	26055
		CLIN	OUT	G1	26055
		CLIN	OUT	G1	DELTA
		CLIN	OUT	G1x	26055
		CLIN	OUT	G1x	DELTA
C 3	26357	ADMIN	OUT	G2	26055
		ADMIN	OUT	G2	DELTA
		ADMIN	OUT	G2x	26055
		CLIN	OUT	G0	26055
		CLIN	OUT	G1	26055
		CLIN	OUT	G1	DELTA
		CLIN	OUT	G1x	26055
		CLIN	OUT	G1x	DELTA

CPEP 3: Orthopaedic Surgery
Data Entry Log

CPEP	PROCCODE	CLINADM	SITE	TIMECAT	SERVREF
C 3	26358	ADMIN	OUT	G2	26055
		ADMIN	OUT	G2	DELTA
		ADMIN	OUT	G2x	26055
		CLIN	OUT	G0	26055
		CLIN	OUT	G1	26055
		CLIN	OUT	G1	DELTA
		CLIN	OUT	G1x	26055
		CLIN	OUT	G1x	DELTA
C 3	26370	ADMIN	OUT	G2	26055
		ADMIN	OUT	G2	DELTA
		ADMIN	OUT	G2x	26055
		CLIN	OUT	G0	26055
		CLIN	OUT	G1	26055
		CLIN	OUT	G1	DELTA
		CLIN	OUT	G1x	26055
		CLIN	OUT	G1x	DELTA
C 3	26372	ADMIN	OUT	G2	26055
		ADMIN	OUT	G2	DELTA
		ADMIN	OUT	G2x	26055
		CLIN	OUT	G0	26055
		CLIN	OUT	G1	26055
		CLIN	OUT	G1	DELTA
		CLIN	OUT	G1x	26055
		CLIN	OUT	G1x	DELTA
C 3	26373	ADMIN	OUT	G2	26055
		ADMIN	OUT	G2	DELTA
		ADMIN	OUT	G2x	26055
		CLIN	OUT	G0	26055
		CLIN	OUT	G1	26055
		CLIN	OUT	G1	DELTA
		CLIN	OUT	G1x	26055
		CLIN	OUT	G1x	DELTA
C 3	26390	ADMIN	OUT	G2	26055
		ADMIN	OUT	G2	DELTA
		ADMIN	OUT	G2x	26055
		CLIN	OUT	G0	26055
		CLIN	OUT	G1	26055
		CLIN	OUT	G1	DELTA
		CLIN	OUT	G1x	26055
		CLIN	OUT	G1x	DELTA
C 3	26392	ADMIN	OUT	G2	26055
		ADMIN	OUT	G2	DELTA
		ADMIN	OUT	G2x	26055
		CLIN	OUT	G0	26055
		CLIN	OUT	G1	26055
		CLIN	OUT	G1	DELTA
		CLIN	OUT	G1x	26055
		CLIN	OUT	G1x	DELTA
C 3	26410	ADMIN	OUT	G2	26055
		ADMIN	OUT	G2	DELTA
		ADMIN	OUT	G2x	26055
		CLIN	OUT	G0	26055
		CLIN	OUT	G1	26055
		CLIN	OUT	G1	DELTA
		CLIN	OUT	G1x	26055
		CLIN	OUT	G1x	DELTA
C 3	26412	ADMIN	OUT	G2	26055
		ADMIN	OUT	G2	DELTA
		ADMIN	OUT	G2x	26055

CPEP 4

CPEP 5

CPEP 6

CPEP 7

CPEP 8

CPEP 3: Orthopaedic Surgery
Data Entry Log

CPEP	PROCCODE	CLINADM	SITE	TIMECAT	SERVREF
		CLIN	OUT	G0	26055
		CLIN	OUT	G1	26055
		CLIN	OUT	G1	DELTA
		CLIN	OUT	G1x	26055
		CLIN	OUT	G1x	DELTA
C 3	26415	ADMIN	OUT	G2	26055
		ADMIN	OUT	G2	DELTA
		ADMIN	OUT	G2x	26055
		CLIN	OUT	G0	26055
		CLIN	OUT	G1	26055
		CLIN	OUT	G1	DELTA
		CLIN	OUT	G1x	26055
		CLIN	OUT	G1x	DELTA
C 3	26416	ADMIN	OUT	G2	26055
		ADMIN	OUT	G2	DELTA
		ADMIN	OUT	G2x	26055
		CLIN	OUT	G0	26055
		CLIN	OUT	G1	26055
		CLIN	OUT	G1	DELTA
		CLIN	OUT	G1x	26055
		CLIN	OUT	G1x	DELTA
C 3	26418	ADMIN	OUT	G2	26055
		ADMIN	OUT	G2	DELTA
		ADMIN	OUT	G2x	26055
		CLIN	OUT	G0	26055
		CLIN	OUT	G1	26055
		CLIN	OUT	G1	DELTA
		CLIN	OUT	G1x	26055
		CLIN	OUT	G1x	DELTA
C 3	26420	ADMIN	OUT	G2	26055
		ADMIN	OUT	G2	DELTA
		ADMIN	OUT	G2x	26055
		CLIN	OUT	G0	26055
		CLIN	OUT	G1	26055
		CLIN	OUT	G1	DELTA
		CLIN	OUT	G1x	26055
		CLIN	OUT	G1x	DELTA
C 3	26426	ADMIN	OUT	G2	26055
		ADMIN	OUT	G2	DELTA
		ADMIN	OUT	G2x	26055
		CLIN	OUT	G0	26055
		CLIN	OUT	G1	26055
		CLIN	OUT	G1	DELTA
		CLIN	OUT	G1x	26055
		CLIN	OUT	G1x	DELTA
C 3	26428	ADMIN	OUT	G2	26055
		ADMIN	OUT	G2	DELTA
		ADMIN	OUT	G2x	26055
		CLIN	OUT	G0	26055
		CLIN	OUT	G1	26055
		CLIN	OUT	G1	DELTA
		CLIN	OUT	G1x	26055
		CLIN	OUT	G1x	DELTA
C 3	26432	ADMIN	OUT	G2	26055
		ADMIN	OUT	G2	DELTA
		ADMIN	OUT	G2x	26055
		CLIN	OUT	G0	26055
		CLIN	OUT	G1	26055
		CLIN	OUT	G1	DELTA
		CLIN	OUT	G1x	26055
		CLIN	OUT	G1x	DELTA

CPEP 3: Orthopaedic Surgery
Data Entry Log

CPEP	PROCCODE	CLINADM	SITE	TIMECAT	SERVREF
C 3	26433	ADMIN	OUT	G2	26055
		ADMIN	OUT	G2	DELTA
		ADMIN	OUT	G2x	26055
		CLIN	OUT	G0	26055
		CLIN	OUT	G1	26055
		CLIN	OUT	G1	DELTA
		CLIN	OUT	G1x	26055
		CLIN	OUT	G1x	DELTA
C 3	26434	ADMIN	OUT	G2	26055
		ADMIN	OUT	G2	DELTA
		ADMIN	OUT	G2x	26055
		CLIN	OUT	G0	26055
		CLIN	OUT	G1	26055
		CLIN	OUT	G1	DELTA
		CLIN	OUT	G1x	26055
		CLIN	OUT	G1x	DELTA
C 3	26437	ADMIN	OUT	G2	26055
		ADMIN	OUT	G2	DELTA
		ADMIN	OUT	G2x	26055
		CLIN	OUT	G0	26055
		CLIN	OUT	G1	26055
		CLIN	OUT	G1	DELTA
		CLIN	OUT	G1x	26055
		CLIN	OUT	G1x	DELTA
C 3	26440	ADMIN	OUT	G2	26055
		ADMIN	OUT	G2	DELTA
		ADMIN	OUT	G2x	26055
		CLIN	OUT	G0	26055
		CLIN	OUT	G1	26055
		CLIN	OUT	G1	DELTA
		CLIN	OUT	G1x	26055
		CLIN	OUT	G1x	DELTA
C 3	26442	ADMIN	OUT	G2	26055
		ADMIN	OUT	G2	DELTA
		ADMIN	OUT	G2x	26055
		CLIN	OUT	G0	26055
		CLIN	OUT	G1	26055
		CLIN	OUT	G1	DELTA
		CLIN	OUT	G1x	26055
		CLIN	OUT	G1x	DELTA
C 3	26445	ADMIN	OUT	G2	26055
		ADMIN	OUT	G2	DELTA
		ADMIN	OUT	G2x	26055
		CLIN	OUT	G0	26055
		CLIN	OUT	G1	26055
		CLIN	OUT	G1	DELTA
		CLIN	OUT	G1x	26055
		CLIN	OUT	G1x	DELTA
C 3	26449	ADMIN	OUT	G2	26055
		ADMIN	OUT	G2	DELTA
		ADMIN	OUT	G2x	26055
		CLIN	OUT	G0	26055
		CLIN	OUT	G1	26055
		CLIN	OUT	G1	DELTA
		CLIN	OUT	G1x	26055
		CLIN	OUT	G1x	DELTA
C 3	26450	ADMIN	OUT	G2	26055
		ADMIN	OUT	G2x	26055
		CLIN	OUT	G0	26055
		CLIN	OUT	G1	26055
		CLIN	OUT	G1	DELTA
		CLIN	OUT	G1x	26055
CLIN	OUT	G1x	DELTA		

CPEP 3: Orthopaedic Surgery
Data Entry Log

CPEP	PROCCODE	CLINADM	SITE	TIMECAT	SERVREF
C 3	26455	ADMIN	OUT	G2	26055
		ADMIN	OUT	G2x	26055
		CLIN	OUT	G0	26055
		CLIN	OUT	G1	26055
		CLIN	OUT	G1	DELTA
		CLIN	OUT	G1x	26055
		CLIN	OUT	G1x	DELTA
C 3	26460	ADMIN	OUT	G2	26055
		ADMIN	OUT	G2x	26055
		CLIN	OUT	G0	26055
		CLIN	OUT	G1	26055
		CLIN	OUT	G1	DELTA
		CLIN	OUT	G1x	26055
		CLIN	OUT	G1x	DELTA
C 3	26471	ADMIN	OUT	G2	26055
		ADMIN	OUT	G2	DELTA
		ADMIN	OUT	G2x	26055
		CLIN	OUT	G0	26055
		CLIN	OUT	G1	26055
		CLIN	OUT	G1	DELTA
		CLIN	OUT	G1x	26055
		CLIN	OUT	G1x	DELTA
C 3	26474	ADMIN	OUT	G2	26055
		ADMIN	OUT	G2	DELTA
		ADMIN	OUT	G2x	26055
		CLIN	OUT	G0	26055
		CLIN	OUT	G1	26055
		CLIN	OUT	G1	DELTA
		CLIN	OUT	G1x	26055
		CLIN	OUT	G1x	DELTA
C 3	26476	ADMIN	OUT	G2	26055
		ADMIN	OUT	G2	DELTA
		ADMIN	OUT	G2x	26055
		CLIN	OUT	G0	26055
		CLIN	OUT	G1	26055
		CLIN	OUT	G1	DELTA
		CLIN	OUT	G1x	26055
		CLIN	OUT	G1x	DELTA
C 3	26477	ADMIN	OUT	G2	26055
		ADMIN	OUT	G2	DELTA
		ADMIN	OUT	G2x	26055
		CLIN	OUT	G0	26055
		CLIN	OUT	G1	26055
		CLIN	OUT	G1	DELTA
		CLIN	OUT	G1x	26055
		CLIN	OUT	G1x	DELTA
C 3	26478	ADMIN	OUT	G2	26055
		ADMIN	OUT	G2	DELTA
		ADMIN	OUT	G2x	26055
		CLIN	OUT	G0	26055
		CLIN	OUT	G1	26055
		CLIN	OUT	G1	DELTA
		CLIN	OUT	G1x	26055
		CLIN	OUT	G1x	DELTA
C 3	26479	ADMIN	OUT	G2	26055
		ADMIN	OUT	G2	DELTA
		ADMIN	OUT	G2x	26055
		CLIN	OUT	G0	26055
		CLIN	OUT	G1	26055
		CLIN	OUT	G1	DELTA
		CLIN	OUT	G1x	26055
		CLIN	OUT	G1x	DELTA

CPEP 3: Orthopaedic Surgery
Data Entry Log

CPEP	PROCCODE	CLINADM	SITE	TIMECAT	SERVREF
C 3	26480	ADMIN	OUT	G2	26055
		ADMIN	OUT	G2	DELTA
		ADMIN	OUT	G2x	26055
		CLIN	OUT	G0	26055
		CLIN	OUT	G1	26055
		CLIN	OUT	G1	DELTA
		CLIN	OUT	G1x	26055
		CLIN	OUT	G1x	DELTA
C 3	26483	ADMIN	OUT	G2	26055
		ADMIN	OUT	G2	DELTA
		ADMIN	OUT	G2x	26055
		CLIN	OUT	G0	26055
		CLIN	OUT	G1	26055
		CLIN	OUT	G1	DELTA
		CLIN	OUT	G1x	26055
		CLIN	OUT	G1x	DELTA
C 3	26485	ADMIN	OUT	G2	26055
		ADMIN	OUT	G2	DELTA
		ADMIN	OUT	G2x	26055
		CLIN	OUT	G0	26055
		CLIN	OUT	G1	26055
		CLIN	OUT	G1	DELTA
		CLIN	OUT	G1x	26055
		CLIN	OUT	G1x	DELTA
C 3	26489	ADMIN	OUT	G2	26055
		ADMIN	OUT	G2	DELTA
		ADMIN	OUT	G2x	26055
		CLIN	OUT	G0	26055
		CLIN	OUT	G1	26055
		CLIN	OUT	G1	DELTA
		CLIN	OUT	G1x	26055
		CLIN	OUT	G1x	DELTA
C 3	26490	ADMIN	OUT	G2	26055
		ADMIN	OUT	G2	DELTA
		ADMIN	OUT	G2x	26055
		CLIN	OUT	G0	26055
		CLIN	OUT	G1	26055
		CLIN	OUT	G1	DELTA
		CLIN	OUT	G1x	26055
		CLIN	OUT	G1x	DELTA
C 3	26492	ADMIN	OUT	G2	26055
		ADMIN	OUT	G2	DELTA
		ADMIN	OUT	G2x	26055
		CLIN	OUT	G0	26055
		CLIN	OUT	G1	26055
		CLIN	OUT	G1	DELTA
		CLIN	OUT	G1x	26055
		CLIN	OUT	G1x	DELTA
C 3	26494	ADMIN	OUT	G2	26055
		ADMIN	OUT	G2	DELTA
		ADMIN	OUT	G2x	26055
		CLIN	OUT	G0	26055
		CLIN	OUT	G1	26055
		CLIN	OUT	G1	DELTA
		CLIN	OUT	G1x	26055
		CLIN	OUT	G1x	DELTA
C 3	26496	ADMIN	OUT	G2	26055
		ADMIN	OUT	G2	DELTA
		ADMIN	OUT	G2x	26055

CPEP 3: Orthopaedic Surgery
Data Entry Log

CPEP	PROCCODE	CLINADM	SITE	TIMECAT	SERVREF
		CLIN	OUT	G0	26055
		CLIN	OUT	G1	26055
		CLIN	OUT	G1	DELTA
		CLIN	OUT	G1x	26055
		CLIN	OUT	G1x	DELTA
C 3	26497	ADMIN	OUT	G2	26055
		ADMIN	OUT	G2	DELTA
		ADMIN	OUT	G2x	26055
		CLIN	OUT	G0	26055
		CLIN	OUT	G1	26055
		CLIN	OUT	G1	DELTA
		CLIN	OUT	G1x	26055
		CLIN	OUT	G1x	DELTA
C 3	26498	ADMIN	OUT	G2	26055
		ADMIN	OUT	G2	DELTA
		ADMIN	OUT	G2x	26055
		CLIN	OUT	G0	26055
		CLIN	OUT	G1	26055
		CLIN	OUT	G1	DELTA
		CLIN	OUT	G1x	26055
		CLIN	OUT	G1x	DELTA
C 3	26499	ADMIN	OUT	G2	26055
		ADMIN	OUT	G2	DELTA
		ADMIN	OUT	G2x	26055
		CLIN	OUT	G0	26055
		CLIN	OUT	G1	26055
		CLIN	OUT	G1	DELTA
		CLIN	OUT	G1x	26055
		CLIN	OUT	G1x	DELTA
C 3	26500	ADMIN	OUT	G2	26055
		ADMIN	OUT	G2	DELTA
		ADMIN	OUT	G2x	26055
		CLIN	OUT	G0	26055
		CLIN	OUT	G1	26055
		CLIN	OUT	G1	DELTA
		CLIN	OUT	G1x	26055
		CLIN	OUT	G1x	DELTA
C 3	26502	ADMIN	OUT	G2	26055
		ADMIN	OUT	G2	DELTA
		ADMIN	OUT	G2x	26055
		CLIN	OUT	G0	26055
		CLIN	OUT	G1	26055
		CLIN	OUT	G1	DELTA
		CLIN	OUT	G1x	26055
		CLIN	OUT	G1x	DELTA
C 3	26504	ADMIN	OUT	G2	26055
		ADMIN	OUT	G2	DELTA
		ADMIN	OUT	G2x	26055
		CLIN	OUT	G0	26055
		CLIN	OUT	G1	26055
		CLIN	OUT	G1	DELTA
		CLIN	OUT	G1x	26055
		CLIN	OUT	G1x	DELTA
C 3	26508	ADMIN	OUT	G2	26055
		ADMIN	OUT	G2	DELTA
		ADMIN	OUT	G2x	26055
		CLIN	OUT	G0	26055
		CLIN	OUT	G1	26055
		CLIN	OUT	G1	DELTA
		CLIN	OUT	G1x	26055
		CLIN	OUT	G1x	DELTA

CPEP 3: Orthopaedic Surgery
Data Entry Log

CPEP	PROCCODE	CLINADM	SITE	TIMECAT	SERVREF
C 3	26510	ADMIN	OUT	G2	26055
		ADMIN	OUT	G2	DELTA
		ADMIN	OUT	G2x	26055
		CLIN	OUT	G0	26055
		CLIN	OUT	G1	26055
		CLIN	OUT	G1	DELTA
		CLIN	OUT	G1x	26055
		CLIN	OUT	G1x	DELTA
C 3	26516	ADMIN	OUT	G2	26055
		ADMIN	OUT	G2	DELTA
		ADMIN	OUT	G2x	26055
		CLIN	OUT	G0	26055
		CLIN	OUT	G1	26055
		CLIN	OUT	G1	DELTA
		CLIN	OUT	G1x	26055
		CLIN	OUT	G1x	DELTA
C 3	26517	ADMIN	OUT	G2	26055
		ADMIN	OUT	G2	DELTA
		ADMIN	OUT	G2x	26055
		CLIN	OUT	G0	26055
		CLIN	OUT	G1	26055
		CLIN	OUT	G1	DELTA
		CLIN	OUT	G1x	26055
		CLIN	OUT	G1x	DELTA
C 3	26518	ADMIN	OUT	G2	26055
		ADMIN	OUT	G2	DELTA
		ADMIN	OUT	G2x	26055
		CLIN	OUT	G0	26055
		CLIN	OUT	G1	26055
		CLIN	OUT	G1	DELTA
		CLIN	OUT	G1x	26055
		CLIN	OUT	G1x	DELTA
C 3	26520	ADMIN	OUT	G2	26055
		ADMIN	OUT	G2	DELTA
		ADMIN	OUT	G2x	26055
		CLIN	OUT	G0	26055
		CLIN	OUT	G1	26055
		CLIN	OUT	G1	DELTA
		CLIN	OUT	G1x	26055
		CLIN	OUT	G1x	DELTA
C 3	26525	ADMIN	OUT	G2	26055
		ADMIN	OUT	G2	DELTA
		ADMIN	OUT	G2x	26055
		CLIN	OUT	G0	26055
		CLIN	OUT	G1	26055
		CLIN	OUT	G1	DELTA
		CLIN	OUT	G1x	26055
		CLIN	OUT	G1x	DELTA
C 3	26530	ADMIN	OUT	G2	26055
		ADMIN	OUT	G2	DELTA
		ADMIN	OUT	G2x	26055
		CLIN	OUT	G0	26055
		CLIN	OUT	G1	26055
		CLIN	OUT	G1	DELTA
		CLIN	OUT	G1x	26055
		CLIN	OUT	G1x	DELTA
C 3	26531	ADMIN	OUT	G2	26055
		ADMIN	OUT	G2	DELTA
		ADMIN	OUT	G2x	26055

CPEP 3: Orthopaedic Surgery
Data Entry Log

CPEP	PROCCODE	CLINADM	SITE	TIMECAT	SERVREF
		CLIN	OUT	G0	26055
		CLIN	OUT	G1	26055
		CLIN	OUT	G1	DELTA
		CLIN	OUT	G1x	26055
		CLIN	OUT	G1x	DELTA
C 3	26535	ADMIN	OUT	G2	26055
		ADMIN	OUT	G2	DELTA
		ADMIN	OUT	G2x	26055
		CLIN	OUT	G0	26055
		CLIN	OUT	G1	26055
		CLIN	OUT	G1	DELTA
		CLIN	OUT	G1x	26055
		CLIN	OUT	G1x	DELTA
C 3	26536	ADMIN	OUT	G2	26055
		ADMIN	OUT	G2	DELTA
		ADMIN	OUT	G2x	26055
		CLIN	OUT	G0	26055
		CLIN	OUT	G1	26055
		CLIN	OUT	G1	DELTA
		CLIN	OUT	G1x	26055
		CLIN	OUT	G1x	DELTA
C 3	26540	ADMIN	OUT	G2	26055
		ADMIN	OUT	G2	DELTA
		ADMIN	OUT	G2x	26055
		CLIN	OUT	G0	26055
		CLIN	OUT	G1	26055
		CLIN	OUT	G1	DELTA
		CLIN	OUT	G1x	26055
		CLIN	OUT	G1x	DELTA
C 3	26541	ADMIN	OUT	G2	26055
		ADMIN	OUT	G2	DELTA
		ADMIN	OUT	G2x	26055
		CLIN	OUT	G0	26055
		CLIN	OUT	G1	26055
		CLIN	OUT	G1	DELTA
		CLIN	OUT	G1x	26055
		CLIN	OUT	G1x	DELTA
C 3	26542	ADMIN	OUT	G2	26055
		ADMIN	OUT	G2	DELTA
		ADMIN	OUT	G2x	26055
		CLIN	OUT	G0	26055
		CLIN	OUT	G1	26055
		CLIN	OUT	G1	DELTA
		CLIN	OUT	G1x	26055
		CLIN	OUT	G1x	DELTA
C 3	26545	ADMIN	OUT	G2	26055
		ADMIN	OUT	G2	DELTA
		ADMIN	OUT	G2x	26055
		CLIN	OUT	G0	26055
		CLIN	OUT	G1	26055
		CLIN	OUT	G1	DELTA
		CLIN	OUT	G1x	26055
		CLIN	OUT	G1x	DELTA
C 3	26548	ADMIN	OUT	G2	26055
		ADMIN	OUT	G2	DELTA
		ADMIN	OUT	G2x	26055
		CLIN	OUT	G0	26055
		CLIN	OUT	G1	26055
		CLIN	OUT	G1	DELTA
		CLIN	OUT	G1x	26055
		CLIN	OUT	G1x	DELTA

CPEP 3: Orthopaedic Surgery
Data Entry Log

CPEP	PROCCODE	CLINADM	SITE	TIMECAT	SERVREF
C 3	26550	ADMIN	OUT	G2	26055
		ADMIN	OUT	G2	DELTA
		ADMIN	OUT	G2x	26055
		CLIN	OUT	G0	26055
		CLIN	OUT	G1	26055
		CLIN	OUT	G1	DELTA
		CLIN	OUT	G1x	26055
		CLIN	OUT	G1x	DELTA
C 3	26552	ADMIN	OUT	G2	26055
		ADMIN	OUT	G2	DELTA
		ADMIN	OUT	G2x	26055
		CLIN	OUT	G0	26055
		CLIN	OUT	G1	26055
		CLIN	OUT	G1	DELTA
		CLIN	OUT	G1x	26055
		CLIN	OUT	G1x	DELTA
C 3	26555	ADMIN	OUT	G2	26055
		ADMIN	OUT	G2	DELTA
		ADMIN	OUT	G2x	26055
		CLIN	OUT	G0	26055
		CLIN	OUT	G1	26055
		CLIN	OUT	G1	DELTA
		CLIN	OUT	G1x	26055
		CLIN	OUT	G1x	DELTA
C 3	26557	ADMIN	OUT	G2	26055
		ADMIN	OUT	G2	DELTA
		ADMIN	OUT	G2x	26055
		CLIN	OUT	G0	26055
		CLIN	OUT	G1	26055
		CLIN	OUT	G1	DELTA
		CLIN	OUT	G1x	26055
		CLIN	OUT	G1x	DELTA
C 3	26558	ADMIN	OUT	G2	26055
		ADMIN	OUT	G2	DELTA
		ADMIN	OUT	G2x	26055
		CLIN	OUT	G0	26055
		CLIN	OUT	G1	26055
		CLIN	OUT	G1	DELTA
		CLIN	OUT	G1x	26055
		CLIN	OUT	G1x	DELTA
C 3	26559	ADMIN	OUT	G2	26055
		ADMIN	OUT	G2	DELTA
		ADMIN	OUT	G2x	26055
		CLIN	OUT	G0	26055
		CLIN	OUT	G1	26055
		CLIN	OUT	G1	DELTA
		CLIN	OUT	G1x	26055
		CLIN	OUT	G1x	DELTA
C 3	26560	ADMIN	OUT	G2	26055
		ADMIN	OUT	G2	DELTA
		ADMIN	OUT	G2x	26055
		CLIN	OUT	G0	26055
		CLIN	OUT	G1	26055
		CLIN	OUT	G1	DELTA
		CLIN	OUT	G1x	26055
		CLIN	OUT	G1x	DELTA
C 3	26561	ADMIN	OUT	G2	26055
		ADMIN	OUT	G2	DELTA
		ADMIN	OUT	G2x	26055

CPEP 3: Orthopaedic Surgery
Data Entry Log

CPEP	PROCCODE	CLINADM	SITE	TIMECAT	SERVREF
		CLIN	OUT	G0	26055
		CLIN	OUT	G1	26055
		CLIN	OUT	G1	DELTA
		CLIN	OUT	G1x	26055
		CLIN	OUT	G1x	DELTA
C 3	26562	ADMIN	OUT	G2	26055
		ADMIN	OUT	G2	DELTA
		ADMIN	OUT	G2x	26055
		CLIN	OUT	G0	26055
		CLIN	OUT	G1	26055
		CLIN	OUT	G1	DELTA
		CLIN	OUT	G1x	26055
		CLIN	OUT	G1x	DELTA
C 3	26565	ADMIN	OUT	G2	26055
		ADMIN	OUT	G2	DELTA
		ADMIN	OUT	G2x	26055
		CLIN	OUT	G0	26055
		CLIN	OUT	G1	26055
		CLIN	OUT	G1	DELTA
		CLIN	OUT	G1x	26055
		CLIN	OUT	G1x	DELTA
C 3	26567	ADMIN	OUT	G2	26055
		ADMIN	OUT	G2	DELTA
		ADMIN	OUT	G2x	26055
		CLIN	OUT	G0	26055
		CLIN	OUT	G1	26055
		CLIN	OUT	G1	DELTA
		CLIN	OUT	G1x	26055
		CLIN	OUT	G1x	DELTA
C 3	26568	ADMIN	OUT	G2	26055
		ADMIN	OUT	G2	DELTA
		ADMIN	OUT	G2x	26055
		CLIN	OUT	G0	26055
		CLIN	OUT	G1	26055
		CLIN	OUT	G1	DELTA
		CLIN	OUT	G1x	26055
		CLIN	OUT	G1x	DELTA
C 3	26580	ADMIN	OUT	G2	26055
		ADMIN	OUT	G2	DELTA
		ADMIN	OUT	G2x	26055
		CLIN	OUT	G0	26055
		CLIN	OUT	G1	26055
		CLIN	OUT	G1	DELTA
		CLIN	OUT	G1x	26055
		CLIN	OUT	G1x	DELTA
C 3	26585	ADMIN	OUT	G2	26055
		ADMIN	OUT	G2	DELTA
		ADMIN	OUT	G2x	26055
		CLIN	OUT	G0	26055
		CLIN	OUT	G1	26055
		CLIN	OUT	G1	DELTA
		CLIN	OUT	G1x	26055
		CLIN	OUT	G1x	DELTA
C 3	26587	ADMIN	OUT	G2	26055
		ADMIN	OUT	G2	DELTA
		ADMIN	OUT	G2x	26055
		CLIN	OUT	G0	26055
		CLIN	OUT	G1	26055
		CLIN	OUT	G1	DELTA
		CLIN	OUT	G1x	26055
		CLIN	OUT	G1x	DELTA

CPEP 3: Orthopaedic Surgery
Data Entry Log

CPEP	PROCCODE	CLINADM	SITE	TIMECAT	SERVREF
C 3	26590	ADMIN	OUT	G2	26055
		ADMIN	OUT	G2	DELTA
		ADMIN	OUT	G2x	26055
		CLIN	OUT	G0	26055
		CLIN	OUT	G1	26055
		CLIN	OUT	G1	DELTA
		CLIN	OUT	G1x	26055
		CLIN	OUT	G1x	DELTA
C 3	26591	ADMIN	OUT	G2	26055
		ADMIN	OUT	G2	DELTA
		ADMIN	OUT	G2x	26055
		CLIN	OUT	G0	26055
		CLIN	OUT	G1	26055
		CLIN	OUT	G1	DELTA
		CLIN	OUT	G1x	26055
		CLIN	OUT	G1x	DELTA
C 3	26593	ADMIN	OUT	G2	26055
		ADMIN	OUT	G2	DELTA
		ADMIN	OUT	G2x	26055
		CLIN	OUT	G0	26055
		CLIN	OUT	G1	26055
		CLIN	OUT	G1	DELTA
		CLIN	OUT	G1x	26055
		CLIN	OUT	G1x	DELTA
C 3	26596	ADMIN	OUT	G2	26055
		ADMIN	OUT	G2x	26055
		CLIN	OUT	G0	26055
		CLIN	OUT	G1	26055
		CLIN	OUT	G1	DELTA
		CLIN	OUT	G1x	26055
		CLIN	OUT	G1x	DELTA
		C 3	26597	ADMIN	OUT
ADMIN	OUT			G2	DELTA
ADMIN	OUT			G2x	26055
CLIN	OUT			G0	26055
CLIN	OUT			G1	26055
CLIN	OUT			G1	DELTA
CLIN	OUT			G1x	26055
CLIN	OUT			G1x	DELTA
C 3	26600	ADMIN	IN	G2	25605
		ADMIN	IN	G2	DELTA
		ADMIN	IN	G2x	25605
		ADMIN	OUT	G2	25605
		ADMIN	OUT	G2	DELTA
		ADMIN	OUT	G2x	25605
		CLIN	IN	G1	25605
		CLIN	IN	G1	DELTA
		CLIN	IN	G1x	25605
		CLIN	OUT	G1	25605
		CLIN	OUT	G1x	25605
C 3	26605	ADMIN	IN	G2	25605
		ADMIN	IN	G2x	25605
		ADMIN	OUT	G2	25605
		ADMIN	OUT	G2x	25605
		CLIN	IN	G1	25605
		CLIN	IN	G1	DELTA
		CLIN	IN	G1x	25605
		CLIN	IN	G1x	DELTA
		CLIN	OUT	G1	25605
		CLIN	OUT	G1x	25605
		CLIN	OUT	G1x	DELTA

CPEP 3: Orthopaedic Surgery
Data Entry Log

CPEP	PROCCODE	CLINADM	SITE	TIMECAT	SERVREF
C 3	26607	ADMIN	OUT	G2	25605
		ADMIN	OUT	G2x	25605
		CLIN	OUT	G1	25605
		CLIN	OUT	G1x	25605
C 3	26608	ADMIN	OUT	G2	27822
		ADMIN	OUT	G2x	27822
		CLIN	OUT	G1	27822
		CLIN	OUT	G1	DELTA
		CLIN	OUT	G1x	27822
		CLIN	OUT	G1x	DELTA
C 3	26615	ADMIN	OUT	G2	27822
		ADMIN	OUT	G2x	27822
		CLIN	OUT	G1	27822
		CLIN	OUT	G1	DELTA
		CLIN	OUT	G1x	27822
C 3	26641	ADMIN	IN	G2	25605
		ADMIN	IN	G2x	25605
		ADMIN	OUT	G2	25605
		ADMIN	OUT	G2x	25605
		CLIN	IN	G1	25605
		CLIN	IN	G1x	25605
		CLIN	OUT	G1	25605
		CLIN	OUT	G1x	25605
C 3	26645	ADMIN	IN	G2	25605
		ADMIN	IN	G2x	25605
		ADMIN	OUT	G2	25605
		ADMIN	OUT	G2x	25605
		CLIN	IN	G1	25605
		CLIN	IN	G1x	25605
		CLIN	OUT	G1	25605
		CLIN	OUT	G1x	25605
C 3	26650	ADMIN	OUT	G2	27822
		ADMIN	OUT	G2x	27822
		CLIN	OUT	G1	27822
		CLIN	OUT	G1	DELTA
		CLIN	OUT	G1x	27822
		CLIN	OUT	G1x	DELTA
C 3	26665	ADMIN	OUT	G2	27822
		ADMIN	OUT	G2x	27822
		CLIN	OUT	G1	27822
		CLIN	OUT	G1	DELTA
		CLIN	OUT	G1x	27822
C 3	26670	ADMIN	IN	G2	25605
		ADMIN	IN	G2x	25605
		ADMIN	OUT	G2	25605
		ADMIN	OUT	G2x	25605
		CLIN	IN	G1	25605
		CLIN	IN	G1x	25605
		CLIN	OUT	G1	25605
		CLIN	OUT	G1x	25605
C 3	26675	ADMIN	IN	G2	23655
		ADMIN	IN	G2x	23655
		ADMIN	OUT	G2	23655
		ADMIN	OUT	G2x	23655
		CLIN	IN	G1	25605
		CLIN	IN	G1x	23655
		CLIN	OUT	G1	23655
		CLIN	OUT	G1x	23655

CPEP 3: Orthopaedic Surgery
Data Entry Log

CPEP	PROCCODE	CLINADM	SITE	TIMECAT	SERVREF
C 3	26676	ADMIN	OUT	G2	27822
		ADMIN	OUT	G2x	27822
		CLIN	OUT	G1	27822
		CLIN	OUT	G1	DELTA
		CLIN	OUT	G1x	27822
		CLIN	OUT	G1x	DELTA
C 3	26685	ADMIN	OUT	G2	27822
		ADMIN	OUT	G2x	27822
		CLIN	OUT	G1	27822
		CLIN	OUT	G1	DELTA
		CLIN	OUT	G1x	27822
C 3	26686	ADMIN	OUT	G2	27822
		ADMIN	OUT	G2x	27822
		CLIN	OUT	G1	27822
		CLIN	OUT	G1	DELTA
		CLIN	OUT	G1x	27822
C 3	26700	ADMIN	IN	G2	23500
		ADMIN	IN	G2x	23500
		ADMIN	OUT	G2	23500
		ADMIN	OUT	G2x	23500
		CLIN	IN	G1	23500
		CLIN	IN	G1	DELTA
		CLIN	IN	G1x	23500
		CLIN	OUT	G1	23500
C 3	26705	ADMIN	IN	G2	23655
		ADMIN	IN	G2x	23655
		ADMIN	OUT	G2	23655
		ADMIN	OUT	G2x	23655
		CLIN	IN	G1	25605
		CLIN	IN	G1x	23655
		CLIN	OUT	G1	23655
		CLIN	OUT	G1x	23655
C 3	26706	ADMIN	OUT	G2	23655
		ADMIN	OUT	G2	DELTA
		ADMIN	OUT	G2x	23655
		CLIN	OUT	G1	23655
		CLIN	OUT	G1x	23655
C 3	26715	ADMIN	OUT	G2	27822
		ADMIN	OUT	G2x	27822
		CLIN	OUT	G1	27822
		CLIN	OUT	G1	DELTA
		CLIN	OUT	G1x	27822
C 3	26720	ADMIN	IN	G2	23500
		ADMIN	IN	G2	DELTA
		ADMIN	IN	G2x	23500
		ADMIN	OUT	G2	23500
		ADMIN	OUT	G2	DELTA
		ADMIN	OUT	G2x	23500
		CLIN	IN	G1	23500
		CLIN	IN	G1x	23500
		CLIN	OUT	G1	23500
C 3	26725	ADMIN	IN	G2	23500
		ADMIN	IN	G2x	23500
		ADMIN	OUT	G2	23500
		ADMIN	OUT	G2x	23500
		CLIN	IN	G1	23500
		CLIN	IN	G1	DELTA
		CLIN	IN	G1x	23500
		CLIN	OUT	G1	23500
		CLIN	OUT	G1x	23500

CPEP 3: Orthopaedic Surgery
Data Entry Log

CPEP	PROCCODE	CLINADM	SITE	TIMECAT	SERVREF
C 3	26727	ADMIN	OUT	G2	27822
		ADMIN	OUT	G2x	27822
		CLIN	OUT	G1	27822
		CLIN	OUT	G1	DELTA
		CLIN	OUT	G1x	27822
		CLIN	OUT	G1x	DELTA
C 3	26735	ADMIN	OUT	G2	27822
		ADMIN	OUT	G2x	27822
		CLIN	OUT	G1	27822
		CLIN	OUT	G1	DELTA
		CLIN	OUT	G1x	27822
C 3	26740	ADMIN	IN	G2	23500
		ADMIN	IN	G2x	23500
		ADMIN	OUT	G2	23500
		ADMIN	OUT	G2x	23500
		CLIN	IN	G1	23500
		CLIN	IN	G1x	23500
		CLIN	OUT	G1	23500
		CLIN	OUT	G1x	23500
C 3	26742	ADMIN	IN	G2	25605
		ADMIN	IN	G2x	25605
		ADMIN	OUT	G2	25605
		ADMIN	OUT	G2x	25605
		CLIN	IN	G1	25605
		CLIN	IN	G1x	25605
		CLIN	OUT	G1	25605
		CLIN	OUT	G1x	25605
C 3	26746	ADMIN	OUT	G2	27822
		ADMIN	OUT	G2x	27822
		CLIN	OUT	G1	27822
		CLIN	OUT	G1	DELTA
		CLIN	OUT	G1x	27822
C 3	26750	ADMIN	IN	G2	23500
		ADMIN	IN	G2x	23500
		ADMIN	OUT	G2	23500
		ADMIN	OUT	G2x	23500
		CLIN	IN	G1	23500
		CLIN	IN	G1x	23500
		CLIN	OUT	G1	23500
		CLIN	OUT	G1x	23500
C 3	26755	ADMIN	IN	G2	23500
		ADMIN	IN	G2x	23500
		ADMIN	OUT	G2	23500
		ADMIN	OUT	G2x	23500
		CLIN	IN	G1	23500
		CLIN	IN	G1	DELTA
		CLIN	IN	G1x	23500
		CLIN	OUT	G1	23500
C 3	26756	ADMIN	OUT	G2	27822
		ADMIN	OUT	G2x	27822
		CLIN	OUT	G1	27822
		CLIN	OUT	G1	DELTA
		CLIN	OUT	G1x	27822
		CLIN	OUT	G1x	DELTA
C 3	26765	ADMIN	OUT	G2	27822
		ADMIN	OUT	G2x	27822
		CLIN	OUT	G1	27822
		CLIN	OUT	G1	DELTA
		CLIN	OUT	G1x	27822

CPEP 3: Orthopaedic Surgery
Data Entry Log

CPEP	PROCCODE	CLINADM	SITE	TIMECAT	SERVREF
C 3	26770	ADMIN	IN	G2	23500
		ADMIN	IN	G2x	23500
		ADMIN	OUT	G2	23500
		ADMIN	OUT	G2x	23500
		CLIN	IN	G1	23500
		CLIN	IN	G1	DELTA
		CLIN	IN	G1x	23500
		CLIN	OUT	G1	23500
		CLIN	OUT	G1x	23500
C 3	26775	ADMIN	IN	G2	23655
		ADMIN	IN	G2x	23655
		ADMIN	OUT	G2	23655
		ADMIN	OUT	G2x	23655
		CLIN	IN	G1	25605
		CLIN	IN	G1x	23655
		CLIN	OUT	G1	23655
C 3	26776	ADMIN	OUT	G2	27822
		ADMIN	OUT	G2x	27822
		CLIN	OUT	G1	27822
		CLIN	OUT	G1	DELTA
		CLIN	OUT	G1x	27822
		CLIN	OUT	G1x	DELTA
C 3	26785	ADMIN	OUT	G2	27822
		ADMIN	OUT	G2x	27822
		CLIN	OUT	G1	27822
		CLIN	OUT	G1	DELTA
		CLIN	OUT	G1x	27822
C 3	26820	ADMIN	OUT	G2	26055
		ADMIN	OUT	G2	DELTA
		ADMIN	OUT	G2x	26055
		CLIN	OUT	G0	26055
		CLIN	OUT	G1	26055
		CLIN	OUT	G1	DELTA
		CLIN	OUT	G1x	26055
		CLIN	OUT	G1x	DELTA
C 3	26841	ADMIN	OUT	G2	26055
		ADMIN	OUT	G2	DELTA
		ADMIN	OUT	G2x	26055
		CLIN	OUT	G0	26055
		CLIN	OUT	G1	26055
		CLIN	OUT	G1	DELTA
		CLIN	OUT	G1x	26055
		CLIN	OUT	G1x	DELTA
C 3	26842	ADMIN	OUT	G2	26055
		ADMIN	OUT	G2	DELTA
		ADMIN	OUT	G2x	26055
		CLIN	OUT	G0	26055
		CLIN	OUT	G1	26055
		CLIN	OUT	G1	DELTA
		CLIN	OUT	G1x	26055
C 3	26843	ADMIN	OUT	G2	26055
		ADMIN	OUT	G2	DELTA
		ADMIN	OUT	G2x	26055
		CLIN	OUT	G0	26055
		CLIN	OUT	G1	26055
		CLIN	OUT	G1	DELTA
		CLIN	OUT	G1x	26055
CLIN	OUT	G1x	DELTA		

CPEP 4

CPEP 5

CPEP 6

CPEP 7

CPEP 8

CPEP 3: Orthopaedic Surgery
Data Entry Log

CPEP	PROCCODE	CLINADM	SITE	TIMECAT	SERVREF
C 3	26844	ADMIN	OUT	G2	26055
		ADMIN	OUT	G2	DELTA
		ADMIN	OUT	G2x	26055
		CLIN	OUT	G0	26055
		CLIN	OUT	G1	26055
		CLIN	OUT	G1	DELTA
		CLIN	OUT	G1x	26055
		CLIN	OUT	G1x	DELTA
C 3	26850	ADMIN	OUT	G2	26055
		ADMIN	OUT	G2	DELTA
		ADMIN	OUT	G2x	26055
		CLIN	OUT	G0	26055
		CLIN	OUT	G1	26055
		CLIN	OUT	G1	DELTA
		CLIN	OUT	G1x	26055
		CLIN	OUT	G1x	DELTA
C 3	26852	ADMIN	OUT	G2	26055
		ADMIN	OUT	G2	DELTA
		ADMIN	OUT	G2x	26055
		CLIN	OUT	G0	26055
		CLIN	OUT	G1	26055
		CLIN	OUT	G1	DELTA
		CLIN	OUT	G1x	26055
		CLIN	OUT	G1x	DELTA
C 3	26860	ADMIN	OUT	G2	26055
		ADMIN	OUT	G2	DELTA
		ADMIN	OUT	G2x	26055
		CLIN	OUT	G0	26055
		CLIN	OUT	G1	26055
		CLIN	OUT	G1	DELTA
		CLIN	OUT	G1x	26055
		CLIN	OUT	G1x	DELTA
C 3	26861	CLIN	OUT	G1	DELTA
C 3	26862	ADMIN	OUT	G2	26055
		ADMIN	OUT	G2	DELTA
		ADMIN	OUT	G2x	26055
		CLIN	OUT	G0	26055
		CLIN	OUT	G1	26055
		CLIN	OUT	G1	DELTA
		CLIN	OUT	G1x	26055
		CLIN	OUT	G1x	DELTA
C 3	26863	CLIN	OUT	G1	DELTA
C 3	26910	ADMIN	OUT	G2	26055
		ADMIN	OUT	G2	DELTA
		ADMIN	OUT	G2x	26055
		CLIN	OUT	G0	26055
		CLIN	OUT	G1	26055
		CLIN	OUT	G1	DELTA
		CLIN	OUT	G1x	26055
		CLIN	OUT	G1x	DELTA
C 3	26951	ADMIN	OUT	G2	26055
		ADMIN	OUT	G2	DELTA
		ADMIN	OUT	G2x	26055
		CLIN	OUT	G0	26055
		CLIN	OUT	G1	26055
		CLIN	OUT	G1	DELTA
		CLIN	OUT	G1x	26055
		CLIN	OUT	G1x	DELTA

CPEP 3: Orthopaedic Surgery
Data Entry Log

CPEP	PROCCODE	CLINADM	SITE	TIMECAT	SERVREF
C 3	26952	ADMIN	OUT	G2	26055
		ADMIN	OUT	G2	DELTA
		ADMIN	OUT	G2x	26055
		CLIN	OUT	G0	26055
		CLIN	OUT	G1	26055
		CLIN	OUT	G1	DELTA
		CLIN	OUT	G1x	26055
		CLIN	OUT	G1x	DELTA
C 3	26991	ADMIN	IN	G2	26990
		ADMIN	IN	G2	DELTA
		ADMIN	IN	G2x	26990
		ADMIN	OUT	G2	26990
		ADMIN	OUT	G2	DELTA
		ADMIN	OUT	G2x	26990
		CLIN	IN	G0	26990
		CLIN	IN	G1	28292
		CLIN	IN	G1x	26990
		CLIN	OUT	G0	26990
		CLIN	OUT	G1	DELTA
		CLIN	OUT	G1x	26990
C 3	26992	ADMIN	OUT	G2	26990
		ADMIN	OUT	G2x	26990
		CLIN	OUT	G0	26990
		CLIN	OUT	G1	26990
		CLIN	OUT	G1x	26990
C 3	27000	ADMIN	OUT	G2	27266
		ADMIN	OUT	G2	DELTA
		ADMIN	OUT	G2x	27266
		CLIN	OUT	G0	28292
		CLIN	OUT	G1	27266
		CLIN	OUT	G1	DELTA
CLIN	OUT	G1x	27266		
C 3	27001	ADMIN	OUT	G2	27266
		ADMIN	OUT	G2	DELTA
		ADMIN	OUT	G2x	27266
		CLIN	OUT	G0	28292
		CLIN	OUT	G1	27266
		CLIN	OUT	G1x	27266
C 3	27003	ADMIN	OUT	G2	27266
		ADMIN	OUT	G2x	27266
		CLIN	OUT	G0	28292
		CLIN	OUT	G1	27266
		CLIN	OUT	G1x	27266
C 3	27005	ADMIN	OUT	G2	27266
		ADMIN	OUT	G2x	27266
		CLIN	OUT	G0	28292
		CLIN	OUT	G1	27266
		CLIN	OUT	G1	DELTA
		CLIN	OUT	G1x	27266
C 3	27006	ADMIN	OUT	G2	27266
		ADMIN	OUT	G2x	27266
		CLIN	OUT	G0	28292
		CLIN	OUT	G1	27266
		CLIN	OUT	G1	DELTA
		CLIN	OUT	G1x	27266
C 3	27025	ADMIN	OUT	G2	27266
		ADMIN	OUT	G2x	27266
		CLIN	OUT	G0	28292
		CLIN	OUT	G1	27266
		CLIN	OUT	G1	DELTA
		CLIN	OUT	G1x	27266

CPEP 3: Orthopaedic Surgery
Data Entry Log

CPEP	PROCCODE	CLINADM	SITE	TIMECAT	SERVREF
C 3	27030	ADMIN	OUT	G2	27266
		ADMIN	OUT	G2x	27266
		CLIN	OUT	G0	28292
		CLIN	OUT	G1	27266
		CLIN	OUT	G1	DELTA
		CLIN	OUT	G1x	27266
C 3	27033	ADMIN	OUT	G2	27266
		ADMIN	OUT	G2x	27266
		CLIN	OUT	G0	28292
		CLIN	OUT	G1	27266
		CLIN	OUT	G1x	27266
C 3	27035	ADMIN	OUT	G2	26990
		ADMIN	OUT	G2	DELTA
		ADMIN	OUT	G2x	26990
		CLIN	OUT	G0	26990
		CLIN	OUT	G1	DELTA
		CLIN	OUT	G1x	26990
C 3	27040	ADMIN	IN	G2	20680
		ADMIN	IN	G2	DELTA
		ADMIN	IN	G2x	20680
		ADMIN	OUT	G2	20680
		ADMIN	OUT	G2	DELTA
		ADMIN	OUT	G2x	20680
		CLIN	IN	G0	20680
		CLIN	IN	G0	28292
		CLIN	IN	G1	28292
		CLIN	IN	G1x	20680
		CLIN	IN	G1x	28292
		CLIN	OUT	G0	20680
		CLIN	OUT	G1	20680
		CLIN	OUT	G1	DELTA
		CLIN	OUT	G1x	20680
C 3	27041	ADMIN	OUT	G2	20680
		ADMIN	OUT	G2x	20680
		CLIN	OUT	G0	20680
		CLIN	OUT	G1	20680
		CLIN	OUT	G1	DELTA
		CLIN	OUT	G1x	20680
C 3	27047	ADMIN	IN	G2	26990
		ADMIN	IN	G2	DELTA
		ADMIN	IN	G2x	26990
		ADMIN	OUT	G2	26990
		ADMIN	OUT	G2	DELTA
		ADMIN	OUT	G2x	26990
		CLIN	IN	G0	26990
		CLIN	IN	G1	28292
		CLIN	IN	G1x	26990
		CLIN	OUT	G0	26990
		CLIN	OUT	G1	DELTA
		CLIN	OUT	G1x	26990
C 3	27048	ADMIN	OUT	G2	26990
		ADMIN	OUT	G2	DELTA
		ADMIN	OUT	G2x	26990
		CLIN	OUT	G0	26990
		CLIN	OUT	G1	DELTA
		CLIN	OUT	G1x	26990
C 3	27049	ADMIN	OUT	G2	26990
		ADMIN	OUT	G2	DELTA
		ADMIN	OUT	G2x	26990
		CLIN	OUT	G0	26990
		CLIN	OUT	G1	DELTA
		CLIN	OUT	G1x	26990

CPEP 3: Orthopaedic Surgery
Data Entry Log

CPEP	PROCCODE	CLINADM	SITE	TIMECAT	SERVREF
C 3	27050	ADMIN	OUT	G2	26990
		ADMIN	OUT	G2	DELTA
		ADMIN	OUT	G2x	26990
		CLIN	OUT	G0	26990
		CLIN	OUT	G1	DELTA
		CLIN	OUT	G1x	26990
C 3	27052	ADMIN	OUT	G2	27266
		ADMIN	OUT	G2x	27266
		CLIN	OUT	G0	28292
		CLIN	OUT	G1	27266
		CLIN	OUT	G1x	27266
C 3	27054	ADMIN	OUT	G2	27266
		ADMIN	OUT	G2	DELTA
		ADMIN	OUT	G2x	27266
		CLIN	OUT	G0	28292
		CLIN	OUT	G1	27266
		CLIN	OUT	G1	DELTA
		CLIN	OUT	G1x	27266
C 3	27060	ADMIN	OUT	G2	26990
		ADMIN	OUT	G2	DELTA
		ADMIN	OUT	G2x	26990
		CLIN	OUT	G0	26990
		CLIN	OUT	G1	DELTA
		CLIN	OUT	G1x	26990
C 3	27062	ADMIN	OUT	G2	27266
		ADMIN	OUT	G2	DELTA
		ADMIN	OUT	G2x	27266
		CLIN	OUT	G0	28292
		CLIN	OUT	G1	27266
		CLIN	OUT	G1x	27266
C 3	27065	ADMIN	OUT	G2	26990
		ADMIN	OUT	G2	DELTA
		ADMIN	OUT	G2x	26990
		CLIN	OUT	G0	26990
		CLIN	OUT	G1	DELTA
		CLIN	OUT	G1x	26990
C 3	27066	ADMIN	OUT	G2	26990
		ADMIN	OUT	G2	DELTA
		ADMIN	OUT	G2x	26990
		CLIN	OUT	G0	26990
		CLIN	OUT	G1	DELTA
		CLIN	OUT	G1x	26990
C 3	27067	ADMIN	OUT	G2	26990
		ADMIN	OUT	G2	DELTA
		ADMIN	OUT	G2x	26990
		CLIN	OUT	G0	26990
		CLIN	OUT	G1	DELTA
		CLIN	OUT	G1x	26990
C 3	27070	ADMIN	OUT	G2	26990
		ADMIN	OUT	G2x	26990
		CLIN	OUT	G0	26990
		CLIN	OUT	G1	26990
		CLIN	OUT	G1x	26990
C 3	27071	ADMIN	OUT	G2	26990
		ADMIN	OUT	G2x	26990
		CLIN	OUT	G0	26990
		CLIN	OUT	G1	26990
		CLIN	OUT	G1x	26990

CPEP 3: Orthopaedic Surgery
Data Entry Log

CPEP	PROCCODE	CLINADM	SITE	TIMECAT	SERVREF
C 3	27075	ADMIN	OUT	G2	26990
		ADMIN	OUT	G2	DELTA
		ADMIN	OUT	G2x	26990
		CLIN	OUT	G0	26990
		CLIN	OUT	G1	DELTA
		CLIN	OUT	G1x	26990
C 3	27076	ADMIN	OUT	G2	26990
		ADMIN	OUT	G2	DELTA
		ADMIN	OUT	G2x	26990
		CLIN	OUT	G0	26990
		CLIN	OUT	G1	DELTA
		CLIN	OUT	G1x	26990
C 3	27077	ADMIN	OUT	G2	26990
		ADMIN	OUT	G2	DELTA
		ADMIN	OUT	G2x	26990
		CLIN	OUT	G0	26990
		CLIN	OUT	G1	DELTA
		CLIN	OUT	G1x	26990
C 3	27078	ADMIN	OUT	G2	26990
		ADMIN	OUT	G2	DELTA
		ADMIN	OUT	G2x	26990
		CLIN	OUT	G0	26990
		CLIN	OUT	G1	DELTA
		CLIN	OUT	G1x	26990
C 3	27079	ADMIN	OUT	G2	26990
		ADMIN	OUT	G2	DELTA
		ADMIN	OUT	G2x	26990
		CLIN	OUT	G0	26990
		CLIN	OUT	G1	DELTA
		CLIN	OUT	G1x	26990
C 3	27080	ADMIN	OUT	G2	26990
		ADMIN	OUT	G2	DELTA
		ADMIN	OUT	G2x	26990
		CLIN	OUT	G0	26990
		CLIN	OUT	G1	DELTA
		CLIN	OUT	G1x	26990
C 3	27086	ADMIN	IN	G2	26990
		ADMIN	IN	G2	DELTA
		ADMIN	IN	G2x	26990
		ADMIN	OUT	G2	26990
		ADMIN	OUT	G2	DELTA
		ADMIN	OUT	G2x	26990
		CLIN	IN	G0	26990
		CLIN	IN	G1	28292
		CLIN	IN	G1x	26990
		CLIN	OUT	G0	26990
		CLIN	OUT	G1	DELTA
		CLIN	OUT	G1x	26990
C 3	27087	ADMIN	OUT	G2	26990
		ADMIN	OUT	G2	DELTA
		ADMIN	OUT	G2x	26990
		CLIN	OUT	G0	26990
		CLIN	OUT	G1	DELTA
		CLIN	OUT	G1x	26990
C 3	27090	ADMIN	OUT	G2	27266
		ADMIN	OUT	G2x	27266
		CLIN	OUT	G0	28292
		CLIN	OUT	G1	27266
		CLIN	OUT	G1	DELTA
		CLIN	OUT	G1x	27266

CPEP 3: Orthopaedic Surgery
Data Entry Log

CPEP	PROCCODE	CLINADM	SITE	TIMECAT	SERVREF
C 3	27091	ADMIN	OUT	G2	27266
		ADMIN	OUT	G2x	27266
		CLIN	OUT	G0	28292
		CLIN	OUT	G1	27266
		CLIN	OUT	G1	DELTA
		CLIN	OUT	G1x	27266
C 3	27097	ADMIN	OUT	G2	27266
		ADMIN	OUT	G2x	27266
		CLIN	OUT	G0	28292
		CLIN	OUT	G1	27266
		CLIN	OUT	G1x	27266
C 3	27098	ADMIN	OUT	G2	27266
		ADMIN	OUT	G2x	27266
		CLIN	OUT	G0	28292
		CLIN	OUT	G1	27266
		CLIN	OUT	G1	DELTA
		CLIN	OUT	G1x	27266
C 3	27100	ADMIN	OUT	G2	26990
		ADMIN	OUT	G2	DELTA
		ADMIN	OUT	G2x	26990
		CLIN	OUT	G0	26990
		CLIN	OUT	G1	DELTA
		CLIN	OUT	G1x	26990
C 3	27105	ADMIN	OUT	G2	27266
		ADMIN	OUT	G2	DELTA
		ADMIN	OUT	G2x	27266
		CLIN	OUT	G0	28292
		CLIN	OUT	G1	27266
		CLIN	OUT	G1	DELTA
C 3	27110	ADMIN	OUT	G2	26990
		ADMIN	OUT	G2	DELTA
		ADMIN	OUT	G2x	26990
		CLIN	OUT	G0	26990
		CLIN	OUT	G1	DELTA
		CLIN	OUT	G1x	26990
C 3	27111	ADMIN	OUT	G2	27266
		ADMIN	OUT	G2	DELTA
		ADMIN	OUT	G2x	27266
		CLIN	OUT	G0	28292
		CLIN	OUT	G1	27266
		CLIN	OUT	G1	DELTA
C 3	27120	ADMIN	OUT	G2	26990
		ADMIN	OUT	G2	DELTA
		ADMIN	OUT	G2x	26990
		CLIN	OUT	G0	26990
		CLIN	OUT	G1	DELTA
		CLIN	OUT	G1x	26990
C 3	27122	ADMIN	OUT	G2	27266
		ADMIN	OUT	G2	DELTA
		ADMIN	OUT	G2x	27266
		CLIN	OUT	G0	28292
		CLIN	OUT	G1	27266
		CLIN	OUT	G1	DELTA
C 3	27125	ADMIN	OUT	G2	27134
		ADMIN	OUT	G2x	27134
		CLIN	OUT	G0	27134
		CLIN	OUT	G1	27134
		CLIN	OUT	G1x	27134

CPEP 3: Orthopaedic Surgery
Data Entry Log

CPEP	PROCCODE	CLINADM	SITE	TIMECAT	SERVREF
C 3	27130	ADMIN	OUT	G2	27134
		ADMIN	OUT	G2x	27134
		CLIN	OUT	G0	27134
		CLIN	OUT	G1	27134
		CLIN	OUT	G1x	27134
C 3	27132	ADMIN	OUT	G2	27134
		ADMIN	OUT	G2x	27134
		CLIN	OUT	G0	27134
		CLIN	OUT	G1	27134
		CLIN	OUT	G1x	27134
C 3	27137	ADMIN	OUT	G2	27134
		ADMIN	OUT	G2x	27134
		CLIN	OUT	G0	27134
		CLIN	OUT	G1	27134
		CLIN	OUT	G1x	27134
C 3	27138	ADMIN	OUT	G2	27134
		ADMIN	OUT	G2x	27134
		CLIN	OUT	G0	27134
		CLIN	OUT	G1	27134
		CLIN	OUT	G1x	27134
C 3	27140	ADMIN	OUT	G2	27266
		ADMIN	OUT	G2x	27266
		CLIN	OUT	G0	28292
		CLIN	OUT	G1	27266
		CLIN	OUT	G1	DELTA
CLIN	OUT	G1x	27266		
C 3	27146	ADMIN	OUT	G2	26990
		ADMIN	OUT	G2	DELTA
		ADMIN	OUT	G2x	26990
		CLIN	OUT	G0	26990
		CLIN	OUT	G1	DELTA
CLIN	OUT	G1x	26990		
C 3	27147	ADMIN	OUT	G2	26990
		ADMIN	OUT	G2	DELTA
		ADMIN	OUT	G2x	26990
		CLIN	OUT	G0	26990
		CLIN	OUT	G1	DELTA
CLIN	OUT	G1x	26990		
C 3	27151	ADMIN	OUT	G2	26990
		ADMIN	OUT	G2	DELTA
		ADMIN	OUT	G2x	26990
		CLIN	OUT	G0	26990
		CLIN	OUT	G1	DELTA
CLIN	OUT	G1x	26990		
C 3	27156	ADMIN	OUT	G2	26990
		ADMIN	OUT	G2	DELTA
		ADMIN	OUT	G2x	26990
		CLIN	OUT	G0	26990
		CLIN	OUT	G1	DELTA
CLIN	OUT	G1x	26990		
C 3	27158	ADMIN	OUT	G2	26990
		ADMIN	OUT	G2	DELTA
		ADMIN	OUT	G2x	26990
		CLIN	OUT	G0	26990
		CLIN	OUT	G1	DELTA
CLIN	OUT	G1x	26990		

CPEP 3: Orthopaedic Surgery
Data Entry Log

CPEP	PROCCODE	CLINADM	SITE	TIMECAT	SERVREF
C 3	27161	ADMIN	OUT	G2	27266
		ADMIN	OUT	G2x	27266
		CLIN	OUT	G0	28292
		CLIN	OUT	G1	27266
		CLIN	OUT	G1	DELTA
		CLIN	OUT	G1x	27266
C 3	27165	ADMIN	OUT	G2	27266
		ADMIN	OUT	G2x	27266
		CLIN	OUT	G0	28292
		CLIN	OUT	G1	27266
		CLIN	OUT	G1	DELTA
		CLIN	OUT	G1x	27266
C 3	27170	ADMIN	OUT	G2	27266
		ADMIN	OUT	G2x	27266
		CLIN	OUT	G0	28292
		CLIN	OUT	G1	27266
		CLIN	OUT	G1	DELTA
		CLIN	OUT	G1x	27266
C 3	27175	ADMIN	OUT	G2	27266
		ADMIN	OUT	G2	DELTA
		ADMIN	OUT	G2x	27266
		CLIN	OUT	G1	27266
		CLIN	OUT	G1	DELTA
		CLIN	OUT	G1x	27266
C 3	27176	ADMIN	OUT	G2	27266
		ADMIN	OUT	G2x	27266
		CLIN	OUT	G1	27266
		CLIN	OUT	G1	DELTA
		CLIN	OUT	G1x	27266
C 3	27177	ADMIN	OUT	G2	27266
		ADMIN	OUT	G2x	27266
		CLIN	OUT	G1	27266
		CLIN	OUT	G1	DELTA
		CLIN	OUT	G1x	27266
C 3	27178	ADMIN	OUT	G2	27266
		ADMIN	OUT	G2x	27266
		CLIN	OUT	G1	27266
		CLIN	OUT	G1	DELTA
		CLIN	OUT	G1x	27266
C 3	27179	ADMIN	OUT	G2	27266
		ADMIN	OUT	G2x	27266
		CLIN	OUT	G1	27266
		CLIN	OUT	G1	DELTA
		CLIN	OUT	G1x	27266
C 3	27181	ADMIN	OUT	G2	27266
		ADMIN	OUT	G2x	27266
		CLIN	OUT	G1	27266
		CLIN	OUT	G1	DELTA
		CLIN	OUT	G1x	27266
C 3	27185	ADMIN	OUT	G2	27266
		ADMIN	OUT	G2x	27266
		CLIN	OUT	G0	28292
		CLIN	OUT	G1	27266
		CLIN	OUT	G1x	27266

CPEP 4

CPEP 5

CPEP 6

CPEP 7

CPEP 8

CPEP 3: Orthopaedic Surgery
Data Entry Log

CPEP	PROCCODE	CLINADM	SITE	TIMECAT	SERVREF
C 3	27187	ADMIN	OUT	G2	27266
		ADMIN	OUT	G2	DELTA
		ADMIN	OUT	G2x	27266
		CLIN	OUT	G0	28292
		CLIN	OUT	G1	27266
		CLIN	OUT	G1	DELTA
		CLIN	OUT	G1x	27266
C 3	27193	ADMIN	IN	G2	25605
		ADMIN	IN	G2	DELTA
		ADMIN	IN	G2x	25605
		ADMIN	OUT	G2	25605
		ADMIN	OUT	G2	DELTA
		ADMIN	OUT	G2x	25605
		CLIN	IN	G1	25605
		CLIN	IN	G1x	25605
		CLIN	OUT	G1	25605
		CLIN	OUT	G1	DELTA
CLIN	OUT	G1x	25605		
C 3	27194	ADMIN	IN	G2	25605
		ADMIN	IN	G2	DELTA
		ADMIN	IN	G2x	25605
		ADMIN	OUT	G2	25605
		ADMIN	OUT	G2	DELTA
		ADMIN	OUT	G2x	25605
		CLIN	IN	G1	25605
		CLIN	IN	G1x	25605
		CLIN	OUT	G1	25605
		CLIN	OUT	G1	DELTA
CLIN	OUT	G1x	25605		
C 3	27200	ADMIN	IN	G2	23500
		ADMIN	IN	G2	DELTA
		ADMIN	IN	G2x	23500
		ADMIN	OUT	G2	23500
		ADMIN	OUT	G2	DELTA
		ADMIN	OUT	G2x	23500
		CLIN	IN	G1	23500
		CLIN	IN	G1x	23500
		CLIN	OUT	G1	23500
		CLIN	OUT	G1x	23500
C 3	27202	ADMIN	OUT	G2	27822
		ADMIN	OUT	G2	DELTA
		ADMIN	OUT	G2x	27822
		CLIN	OUT	G1	27822
		CLIN	OUT	G1	DELTA
		CLIN	OUT	G1x	27822
C 3	27215	ADMIN	OUT	G2	26990
		ADMIN	OUT	G2	DELTA
		ADMIN	OUT	G2x	26990
		CLIN	OUT	G1	DELTA
		CLIN	OUT	G1x	26990
C 3	27216	ADMIN	OUT	G2	26990
		ADMIN	OUT	G2	DELTA
		ADMIN	OUT	G2x	26990
		CLIN	OUT	G1	DELTA
		CLIN	OUT	G1x	26990
C 3	27217	ADMIN	OUT	G2	26990
		ADMIN	OUT	G2	DELTA
		ADMIN	OUT	G2x	26990
		CLIN	OUT	G1	DELTA
		CLIN	OUT	G1x	26990

CPEP 3: Orthopaedic Surgery
Data Entry Log

CPEP	PROCCODE	CLINADM	SITE	TIMECAT	SERVREF
C 3	27218	ADMIN	OUT	G2	26990
		ADMIN	OUT	G2	DELTA
		ADMIN	OUT	G2x	26990
		CLIN	OUT	G1	DELTA
		CLIN	OUT	G1x	26990
C 3	27220	ADMIN	IN	G2	25605
		ADMIN	IN	G2	DELTA
		ADMIN	IN	G2x	25605
		ADMIN	OUT	G2	25605
		ADMIN	OUT	G2	DELTA
		ADMIN	OUT	G2x	25605
		CLIN	IN	G1	25605
		CLIN	IN	G1x	25605
		CLIN	OUT	G1	25605
		CLIN	OUT	G1	DELTA
		CLIN	OUT	G1x	25605
C 3	27222	ADMIN	OUT	G2	26990
		ADMIN	OUT	G2	DELTA
		ADMIN	OUT	G2x	26990
		CLIN	OUT	G1	DELTA
		CLIN	OUT	G1x	26990
C 3	27226	ADMIN	OUT	G2	26990
		ADMIN	OUT	G2	DELTA
		ADMIN	OUT	G2x	26990
		CLIN	OUT	G1	DELTA
		CLIN	OUT	G1x	26990
C 3	27227	ADMIN	OUT	G2	27266
		ADMIN	OUT	G2	DELTA
		ADMIN	OUT	G2x	27266
		CLIN	OUT	G1	27266
		CLIN	OUT	G1	DELTA
		CLIN	OUT	G1x	27266
C 3	27228	ADMIN	OUT	G2	27266
		ADMIN	OUT	G2	DELTA
		ADMIN	OUT	G2x	27266
		CLIN	OUT	G1	27266
		CLIN	OUT	G1	DELTA
		CLIN	OUT	G1x	27266
C 3	27230	ADMIN	IN	G2	27266
		ADMIN	IN	G2x	27266
		ADMIN	OUT	G2	27266
		ADMIN	OUT	G2x	27266
		CLIN	IN	G1	25605
		CLIN	IN	G1x	27266
		CLIN	OUT	G1	27266
		CLIN	OUT	G1	DELTA
		CLIN	OUT	G1x	27266
C 3	27232	ADMIN	OUT	G2	27244
		ADMIN	OUT	G2x	27244
		CLIN	OUT	G1	27244
		CLIN	OUT	G1	DELTA
		CLIN	OUT	G1x	27244
C 3	27235	ADMIN	OUT	G2	27244
		ADMIN	OUT	G2x	27244
		CLIN	OUT	G1	27244
		CLIN	OUT	G1	DELTA
		CLIN	OUT	G1x	27244

CPEP 3: Orthopaedic Surgery
Data Entry Log

CPEP	PROCCODE	CLINADM	SITE	TIMECAT	SERVREF
C 3	27236	ADMIN	OUT	G2	27244
		ADMIN	OUT	G2x	27244
		CLIN	OUT	G1	27244
		CLIN	OUT	G1x	27244
C 3	27238	ADMIN	OUT	G2	27266
		ADMIN	OUT	G2x	27266
		CLIN	OUT	G1	27266
		CLIN	OUT	G1	DELTA
		CLIN	OUT	G1x	27266
C 3	27240	ADMIN	OUT	G2	27244
		ADMIN	OUT	G2x	27244
		CLIN	OUT	G1	27244
		CLIN	OUT	G1x	27244
C 3	27245	ADMIN	OUT	G2	27244
		ADMIN	OUT	G2x	27244
		CLIN	OUT	G1	27244
		CLIN	OUT	G1x	27244
C 3	27246	ADMIN	IN	G2	27266
		ADMIN	IN	G2x	27266
		ADMIN	OUT	G2	27266
		ADMIN	OUT	G2x	27266
		CLIN	IN	G1	25605
		CLIN	IN	G1x	27266
		CLIN	OUT	G1	27266
		CLIN	OUT	G1	DELTA
C 3	27248	ADMIN	OUT	G2	27244
		ADMIN	OUT	G2x	27244
		CLIN	OUT	G1	27244
		CLIN	OUT	G1	DELTA
		CLIN	OUT	G1x	27244
C 3	27250	ADMIN	OUT	G2	27266
		ADMIN	OUT	G2x	27266
		CLIN	OUT	G1	27266
		CLIN	OUT	G1	DELTA
		CLIN	OUT	G1x	27266
C 3	27252	ADMIN	OUT	G2	23655
		ADMIN	OUT	G2	DELTA
		ADMIN	OUT	G2x	23655
		CLIN	OUT	G1	23655
		CLIN	OUT	G1	DELTA
C 3	27253	ADMIN	OUT	G2	27266
		ADMIN	OUT	G2x	27266
		CLIN	OUT	G1	27266
		CLIN	OUT	G1	DELTA
		CLIN	OUT	G1x	27266
C 3	27254	ADMIN	OUT	G2	27266
		ADMIN	OUT	G2	DELTA
		ADMIN	OUT	G2x	27266
		CLIN	OUT	G1	27266
		CLIN	OUT	G1	DELTA
C 3	27256	ADMIN	OUT	G2	27266
		ADMIN	OUT	G2	DELTA
		ADMIN	OUT	G2x	27266
		CLIN	OUT	G0	28292
		CLIN	OUT	G1	27266
		CLIN	OUT	G1	DELTA
		CLIN	OUT	G1x	27266

CPEP 3: Orthopaedic Surgery
Data Entry Log

CPEP	PROCCODE	CLINADM	SITE	TIMECAT	SERVREF
C 3	27257	ADMIN	OUT	G2	23655
		ADMIN	OUT	G2	DELTA
		ADMIN	OUT	G2x	23655
		CLIN	OUT	G0	28292
		CLIN	OUT	G1	23655
		CLIN	OUT	G1x	23655
C 3	27258	ADMIN	OUT	G2	27266
		ADMIN	OUT	G2	DELTA
		ADMIN	OUT	G2x	27266
		CLIN	OUT	G0	28292
		CLIN	OUT	G1	27266
		CLIN	OUT	G1	DELTA
C 3	27259	ADMIN	OUT	G2	27266
		ADMIN	OUT	G2	DELTA
		ADMIN	OUT	G2x	27266
		CLIN	OUT	G0	28292
		CLIN	OUT	G1	27266
		CLIN	OUT	G1	DELTA
C 3	27265	ADMIN	OUT	G2	27266
		ADMIN	OUT	G2x	27266
		CLIN	OUT	G1	27266
		CLIN	OUT	G1x	27266
C 3	27275	ADMIN	OUT	G2	23655
		ADMIN	OUT	G2	DELTA
		ADMIN	OUT	G2x	23655
		CLIN	OUT	G0	28292
		CLIN	OUT	G1	23655
		CLIN	OUT	G1x	23655
C 3	27280	ADMIN	OUT	G2	26990
		ADMIN	OUT	G2	DELTA
		ADMIN	OUT	G2x	26990
		CLIN	OUT	G0	26990
		CLIN	OUT	G1	DELTA
		CLIN	OUT	G1x	26990
C 3	27282	ADMIN	OUT	G2	26990
		ADMIN	OUT	G2	DELTA
		ADMIN	OUT	G2x	26990
		CLIN	OUT	G0	26990
		CLIN	OUT	G1	DELTA
		CLIN	OUT	G1x	26990
C 3	27284	ADMIN	OUT	G2	27266
		ADMIN	OUT	G2	DELTA
		ADMIN	OUT	G2x	27266
		CLIN	OUT	G0	28292
		CLIN	OUT	G1	27266
		CLIN	OUT	G1	DELTA
C 3	27286	ADMIN	OUT	G2	27266
		ADMIN	OUT	G2	DELTA
		ADMIN	OUT	G2x	27266
		CLIN	OUT	G0	28292
		CLIN	OUT	G1	27266
		CLIN	OUT	G1	DELTA
		CLIN	OUT	G1x	27266

CPEP 4
CPEP 5
CPEP 6
CPEP 7
CPEP 8

CPEP 3: Orthopaedic Surgery
Data Entry Log

CPEP	PROCCODE	CLINADM	SITE	TIMECAT	SERVREF
C 3	27290	ADMIN	OUT	G2	26990
		ADMIN	OUT	G2	DELTA
		ADMIN	OUT	G2x	26990
		CLIN	OUT	G0	26990
		CLIN	OUT	G1	DELTA
		CLIN	OUT	G1x	26990
C 3	27295	ADMIN	OUT	G2	27266
		ADMIN	OUT	G2x	27266
		CLIN	OUT	G0	28292
		CLIN	OUT	G1	27266
		CLIN	OUT	G1	DELTA
		CLIN	OUT	G1x	27266
C 3	27301	ADMIN	IN	G2	27590
		ADMIN	IN	G2	DELTA
		ADMIN	IN	G2x	27590
		ADMIN	OUT	G2	27590
		ADMIN	OUT	G2	DELTA
		ADMIN	OUT	G2x	27590
		CLIN	IN	G0	27590
		CLIN	IN	G1	28292
		CLIN	IN	G1x	27590
		CLIN	OUT	G0	27590
		CLIN	OUT	G1	27590
		CLIN	OUT	G1	DELTA
		CLIN	OUT	G1x	27590
C 3	27303	ADMIN	OUT	G2	27590
		ADMIN	OUT	G2	DELTA
		ADMIN	OUT	G2x	27590
		CLIN	OUT	G0	27590
		CLIN	OUT	G1	27590
		CLIN	OUT	G1	DELTA
		CLIN	OUT	G1x	27590
C 3	27305	ADMIN	OUT	G2	27590
		ADMIN	OUT	G2	DELTA
		ADMIN	OUT	G2x	27590
		CLIN	OUT	G0	27590
		CLIN	OUT	G1	27590
		CLIN	OUT	G1x	27590
C 3	27306	ADMIN	OUT	G2	27590
		ADMIN	OUT	G2	DELTA
		ADMIN	OUT	G2x	27590
		CLIN	OUT	G0	27590
		CLIN	OUT	G1	27590
		CLIN	OUT	G1	DELTA
		CLIN	OUT	G1x	27590
C 3	27307	ADMIN	OUT	G2	27590
		ADMIN	OUT	G2	DELTA
		ADMIN	OUT	G2x	27590
		CLIN	OUT	G0	27590
		CLIN	OUT	G1	27590
		CLIN	OUT	G1	DELTA
		CLIN	OUT	G1x	27590
C 3	27310	ADMIN	OUT	G2	29881
		ADMIN	OUT	G2	DELTA
		ADMIN	OUT	G2x	29881
		CLIN	OUT	G0	29881
		CLIN	OUT	G1	29881
		CLIN	OUT	G1	DELTA
		CLIN	OUT	G1x	29881

CPEP 3: Orthopaedic Surgery
Data Entry Log

CPEP	PROCCODE	CLINADM	SITE	TIMECAT	SERVREF
C 3	27323	ADMIN	IN	G2	27590
		ADMIN	IN	G2	DELTA
		ADMIN	IN	G2x	27590
		ADMIN	OUT	G2	27590
		ADMIN	OUT	G2	DELTA
		ADMIN	OUT	G2x	27590
		CLIN	IN	G0	27590
		CLIN	IN	G1	28292
		CLIN	IN	G1x	27590
		CLIN	OUT	G0	27590
		CLIN	OUT	G1	27590
		CLIN	OUT	G1	DELTA
		CLIN	OUT	G1x	27590
		C 3	27324	ADMIN	OUT
ADMIN	OUT			G2	DELTA
ADMIN	OUT			G2x	27590
CLIN	OUT			G0	27590
CLIN	OUT			G1	27590
CLIN	OUT			G1	DELTA
CLIN	OUT			G1x	27590
C 3	27327	ADMIN	IN	G2	27590
		ADMIN	IN	G2	DELTA
		ADMIN	IN	G2x	27590
		ADMIN	OUT	G2	27590
		ADMIN	OUT	G2	DELTA
		ADMIN	OUT	G2x	27590
		CLIN	IN	G0	27590
		CLIN	IN	G1	28292
		CLIN	IN	G1x	27590
		CLIN	OUT	G0	27590
		CLIN	OUT	G1	27590
		CLIN	OUT	G1	DELTA
C 3	27328	ADMIN	OUT	G2	27590
		ADMIN	OUT	G2	DELTA
		ADMIN	OUT	G2x	27590
		CLIN	OUT	G0	27590
		CLIN	OUT	G1	27590
		CLIN	OUT	G1	DELTA
C 3	27329	ADMIN	OUT	G2	27590
		ADMIN	OUT	G2x	27590
		CLIN	OUT	G0	27590
		CLIN	OUT	G1	27590
		CLIN	OUT	G1	DELTA
C 3	27330	ADMIN	OUT	G2	29881
		ADMIN	OUT	G2	DELTA
		ADMIN	OUT	G2x	29881
		CLIN	OUT	G0	29881
		CLIN	OUT	G1	29881
		CLIN	OUT	G1	DELTA
C 3	27331	ADMIN	OUT	G2	29881
		ADMIN	OUT	G2x	29881
		CLIN	OUT	G0	29881
		CLIN	OUT	G1	29881
		CLIN	OUT	G1	DELTA
		CLIN	OUT	G1x	29881

CPEP 3: Orthopaedic Surgery
Data Entry Log

CPEP	PROCCODE	CLINADM	SITE	TIMECAT	SERVREF
C 3	27332	ADMIN	OUT	G2	29881
		ADMIN	OUT	G2x	29881
		CLIN	OUT	G0	29881
		CLIN	OUT	G1	29881
		CLIN	OUT	G1	DELTA
		CLIN	OUT	G1x	29881
C 3	27333	ADMIN	OUT	G2	29881
		ADMIN	OUT	G2x	29881
		CLIN	OUT	G0	29881
		CLIN	OUT	G1	29881
		CLIN	OUT	G1	DELTA
		CLIN	OUT	G1x	29881
C 3	27334	ADMIN	OUT	G2	29881
		ADMIN	OUT	G2	DELTA
		ADMIN	OUT	G2x	29881
		CLIN	OUT	G0	29881
		CLIN	OUT	G1	29881
		CLIN	OUT	G1	DELTA
C 3	27335	ADMIN	OUT	G2	29881
		ADMIN	OUT	G2	DELTA
		ADMIN	OUT	G2x	29881
		CLIN	OUT	G0	29881
		CLIN	OUT	G1	29881
		CLIN	OUT	G1	DELTA
C 3	27340	ADMIN	OUT	G2	29881
		ADMIN	OUT	G2	DELTA
		ADMIN	OUT	G2x	29881
		CLIN	OUT	G0	29881
		CLIN	OUT	G1	29881
		CLIN	OUT	G1x	29881
C 3	27345	ADMIN	OUT	G2	29881
		ADMIN	OUT	G2x	29881
		CLIN	OUT	G0	29881
		CLIN	OUT	G1	29881
		CLIN	OUT	G1	DELTA
		CLIN	OUT	G1x	29881
C 3	27350	ADMIN	OUT	G2	29881
		ADMIN	OUT	G2x	29881
		CLIN	OUT	G0	29881
		CLIN	OUT	G1	29881
		CLIN	OUT	G1	DELTA
		CLIN	OUT	G1x	29881
C 3	27355	ADMIN	OUT	G2	27590
		ADMIN	OUT	G2	DELTA
		ADMIN	OUT	G2x	27590
		CLIN	OUT	G0	27590
		CLIN	OUT	G1	27590
		CLIN	OUT	G1	DELTA
C 3	27356	ADMIN	OUT	G2	27590
		ADMIN	OUT	G2	DELTA
		ADMIN	OUT	G2x	27590
		CLIN	OUT	G0	27590
		CLIN	OUT	G1	27590
		CLIN	OUT	G1	DELTA
		CLIN	OUT	G1x	27590

CPEP 3: Orthopaedic Surgery
Data Entry Log

CPEP	PROCCODE	CLINADM	SITE	TIMECAT	SERVREF
C 3	27357	ADMIN	OUT	G2	27590
		ADMIN	OUT	G2	DELTA
		ADMIN	OUT	G2x	27590
		CLIN	OUT	G0	27590
		CLIN	OUT	G1	27590
		CLIN	OUT	G1	DELTA
		CLIN	OUT	G1x	27590
C 3	27360	ADMIN	OUT	G2	26990
		ADMIN	OUT	G2x	26990
		CLIN	OUT	G0	26990
		CLIN	OUT	G1	26990
		CLIN	OUT	G1x	26990
C 3	27365	ADMIN	OUT	G2	29881
		ADMIN	OUT	G2	DELTA
		ADMIN	OUT	G2x	29881
		ADMIN	OUT	G2x	DELTA
		CLIN	OUT	G0	29881
		CLIN	OUT	G1	29881
		CLIN	OUT	G1	DELTA
C 3	27372	ADMIN	IN	G2	20680
		ADMIN	IN	G2x	20680
		ADMIN	OUT	G2	20680
		ADMIN	OUT	G2x	20680
		CLIN	IN	G0	20680
		CLIN	IN	G0	28292
		CLIN	IN	G1	28292
		CLIN	IN	G1x	20680
		CLIN	IN	G1x	28292
		CLIN	OUT	G0	20680
		CLIN	OUT	G1	20680
		CLIN	OUT	G1	DELTA
		CLIN	OUT	G1x	20680
C 3	27380	ADMIN	OUT	G2	29881
		ADMIN	OUT	G2x	29881
		CLIN	OUT	G0	29881
		CLIN	OUT	G1	29881
		CLIN	OUT	G1	DELTA
		CLIN	OUT	G1x	29881
C 3	27381	ADMIN	OUT	G2	29881
		ADMIN	OUT	G2x	29881
		CLIN	OUT	G0	29881
		CLIN	OUT	G1	29881
		CLIN	OUT	G1	DELTA
		CLIN	OUT	G1x	29881
C 3	27385	ADMIN	OUT	G2	29881
		ADMIN	OUT	G2x	29881
		CLIN	OUT	G0	29881
		CLIN	OUT	G1	29881
		CLIN	OUT	G1	DELTA
		CLIN	OUT	G1x	29881
C 3	27386	ADMIN	OUT	G2	29881
		ADMIN	OUT	G2	DELTA
		ADMIN	OUT	G2x	29881
		CLIN	OUT	G0	29881
		CLIN	OUT	G1	29881
		CLIN	OUT	G1	DELTA
C 3	27386	ADMIN	OUT	G2	29881
		ADMIN	OUT	G2	DELTA
		ADMIN	OUT	G2x	29881
		CLIN	OUT	G0	29881
		CLIN	OUT	G1	29881
		CLIN	OUT	G1	DELTA
C 3	27386	ADMIN	OUT	G2	29881
		ADMIN	OUT	G2	DELTA
		ADMIN	OUT	G2x	29881
		CLIN	OUT	G0	29881
		CLIN	OUT	G1	29881
		CLIN	OUT	G1	DELTA
C 3	27386	ADMIN	OUT	G2	29881
		ADMIN	OUT	G2	DELTA
		ADMIN	OUT	G2x	29881
		CLIN	OUT	G0	29881
		CLIN	OUT	G1	29881
		CLIN	OUT	G1	DELTA
C 3	27386	ADMIN	OUT	G2	29881
		ADMIN	OUT	G2	DELTA
		ADMIN	OUT	G2x	29881
		CLIN	OUT	G0	29881
		CLIN	OUT	G1	29881
		CLIN	OUT	G1	DELTA
C 3	27386	ADMIN	OUT	G2	29881
		ADMIN	OUT	G2	DELTA
		ADMIN	OUT	G2x	29881
		CLIN	OUT	G0	29881
		CLIN	OUT	G1	29881
		CLIN	OUT	G1	DELTA
C 3	27386	ADMIN	OUT	G2	29881
		ADMIN	OUT	G2	DELTA
		ADMIN	OUT	G2x	29881
		CLIN	OUT	G0	29881
		CLIN	OUT	G1	29881
		CLIN	OUT	G1	DELTA

Data Entry Log
CPEP 4

Data Entry Log
CPEP 5

Data Entry Log
CPEP 6

CPEP 7

Data Entry Log
CPEP 8

CPEP 3: Orthopaedic Surgery
Data Entry Log

CPEP	PROCCODE	CLINADM	SITE	TIMECAT	SERVREF
C 3	27390	ADMIN	OUT	G2	27590
		ADMIN	OUT	G2	DELTA
		ADMIN	OUT	G2x	27590
		CLIN	OUT	G0	27590
		CLIN	OUT	G1	27590
		CLIN	OUT	G1	DELTA
		CLIN	OUT	G1x	27590
C 3	27391	ADMIN	OUT	G2	27590
		ADMIN	OUT	G2	DELTA
		ADMIN	OUT	G2x	27590
		CLIN	OUT	G0	27590
		CLIN	OUT	G1	27590
		CLIN	OUT	G1	DELTA
		CLIN	OUT	G1x	27590
C 3	27392	ADMIN	OUT	G2	27590
		ADMIN	OUT	G2	DELTA
		ADMIN	OUT	G2x	27590
		CLIN	OUT	G0	27590
		CLIN	OUT	G1	27590
		CLIN	OUT	G1	DELTA
		CLIN	OUT	G1x	27590
C 3	27393	ADMIN	OUT	G2	27590
		ADMIN	OUT	G2	DELTA
		ADMIN	OUT	G2x	27590
		CLIN	OUT	G0	27590
		CLIN	OUT	G1	27590
		CLIN	OUT	G1	DELTA
		CLIN	OUT	G1x	27590
C 3	27394	ADMIN	OUT	G2	27590
		ADMIN	OUT	G2	DELTA
		ADMIN	OUT	G2x	27590
		CLIN	OUT	G0	27590
		CLIN	OUT	G1	27590
		CLIN	OUT	G1	DELTA
		CLIN	OUT	G1x	27590
C 3	27395	ADMIN	OUT	G2	27590
		ADMIN	OUT	G2	DELTA
		ADMIN	OUT	G2x	27590
		CLIN	OUT	G0	27590
		CLIN	OUT	G1	27590
		CLIN	OUT	G1	DELTA
		CLIN	OUT	G1x	27590
C 3	27396	ADMIN	OUT	G2	27590
		ADMIN	OUT	G2	DELTA
		ADMIN	OUT	G2x	27590
		CLIN	OUT	G0	27590
		CLIN	OUT	G1	27590
		CLIN	OUT	G1	DELTA
		CLIN	OUT	G1x	27590
C 3	27397	ADMIN	OUT	G2	27590
		ADMIN	OUT	G2	DELTA
		ADMIN	OUT	G2x	27590
		CLIN	OUT	G0	27590
		CLIN	OUT	G1	27590
		CLIN	OUT	G1	DELTA
		CLIN	OUT	G1x	27590
C 3	27400	ADMIN	OUT	G2	27590
		ADMIN	OUT	G2	DELTA
		ADMIN	OUT	G2x	27590

CPEP 3: Orthopaedic Surgery
Data Entry Log

CPEP	PROCCODE	CLINADM	SITE	TIMECAT	SERVREF
		CLIN	OUT	G0	27590
		CLIN	OUT	G1	27590
		CLIN	OUT	G1	DELTA
		CLIN	OUT	G1x	27590
C 3	27403	ADMIN	OUT	G2	29881
		ADMIN	OUT	G2x	29881
		CLIN	OUT	G0	29881
		CLIN	OUT	G1	29881
		CLIN	OUT	G1	DELTA
		CLIN	OUT	G1x	29881
C 3	27405	ADMIN	OUT	G2	29881
		ADMIN	OUT	G2	DELTA
		ADMIN	OUT	G2x	29881
		CLIN	OUT	G0	29881
		CLIN	OUT	G1	29881
		CLIN	OUT	G1	DELTA
		CLIN	OUT	G1x	29881
C 3	27407	ADMIN	OUT	G2	29881
		ADMIN	OUT	G2	DELTA
		ADMIN	OUT	G2x	29881
		CLIN	OUT	G0	29881
		CLIN	OUT	G1	29881
		CLIN	OUT	G1	DELTA
		CLIN	OUT	G1x	29881
C 3	27409	ADMIN	OUT	G2	29881
		ADMIN	OUT	G2	DELTA
		ADMIN	OUT	G2x	29881
		CLIN	OUT	G0	29881
		CLIN	OUT	G1	29881
		CLIN	OUT	G1	DELTA
		CLIN	OUT	G1x	29881
C 3	27418	ADMIN	OUT	G2	29881
		ADMIN	OUT	G2	DELTA
		ADMIN	OUT	G2x	29881
		CLIN	OUT	G0	29881
		CLIN	OUT	G1	29881
		CLIN	OUT	G1	DELTA
		CLIN	OUT	G1x	29881
C 3	27420	ADMIN	OUT	G2	29881
		ADMIN	OUT	G2x	29881
		CLIN	OUT	G0	29881
		CLIN	OUT	G1	29881
		CLIN	OUT	G1	DELTA
		CLIN	OUT	G1x	29881
C 3	27422	ADMIN	OUT	G2	29881
		ADMIN	OUT	G2x	29881
		CLIN	OUT	G0	29881
		CLIN	OUT	G1	29881
		CLIN	OUT	G1	DELTA
		CLIN	OUT	G1x	29881
C 3	27424	ADMIN	OUT	G2	29881
		ADMIN	OUT	G2x	29881
		CLIN	OUT	G0	29881
		CLIN	OUT	G1	29881
		CLIN	OUT	G1	DELTA
		CLIN	OUT	G1x	29881
C 3	27425	ADMIN	OUT	G2	29881
		ADMIN	OUT	G2x	29881
		CLIN	OUT	G0	29881
		CLIN	OUT	G1	29881
		CLIN	OUT	G1x	29881

CPEP 4
CPEP 5
CPEP 6
CPEP 7
CPEP 8

CPEP 3: Orthopaedic Surgery
Data Entry Log

CPEP	PROCCODE	CLINADM	SITE	TIMECAT	SERVREF
C 3	27427	ADMIN	OUT	G2	29881
		ADMIN	OUT	G2x	29881
		CLIN	OUT	G0	29881
		CLIN	OUT	G1	29881
		CLIN	OUT	G1	DELTA
		CLIN	OUT	G1x	29881
C 3	27428	ADMIN	OUT	G2	29881
		ADMIN	OUT	G2	DELTA
		ADMIN	OUT	G2x	29881
		CLIN	OUT	G0	29881
		CLIN	OUT	G1	29881
		CLIN	OUT	G1	DELTA
C 3	27429	ADMIN	OUT	G2	29881
		ADMIN	OUT	G2	DELTA
		ADMIN	OUT	G2x	29881
		CLIN	OUT	G0	29881
		CLIN	OUT	G1	29881
		CLIN	OUT	G1	DELTA
C 3	27430	ADMIN	OUT	G2	29881
		ADMIN	OUT	G2x	29881
		CLIN	OUT	G0	29881
		CLIN	OUT	G1	29881
		CLIN	OUT	G1	DELTA
		CLIN	OUT	G1x	29881
C 3	27435	ADMIN	OUT	G2	29881
		ADMIN	OUT	G2x	29881
		CLIN	OUT	G0	29881
		CLIN	OUT	G1	29881
		CLIN	OUT	G1	DELTA
		CLIN	OUT	G1x	29881
C 3	27437	ADMIN	OUT	G2	27447
		ADMIN	OUT	G2x	27447
		CLIN	OUT	G0	27447
		CLIN	OUT	G1	27447
		CLIN	OUT	G1x	27447
		CLIN	OUT	G1x	27447
C 3	27438	ADMIN	OUT	G2	27447
		ADMIN	OUT	G2x	27447
		CLIN	OUT	G0	27447
		CLIN	OUT	G1	27447
		CLIN	OUT	G1x	27447
		CLIN	OUT	G1x	27447
C 3	27440	ADMIN	OUT	G2	27447
		ADMIN	OUT	G2x	27447
		CLIN	OUT	G0	27447
		CLIN	OUT	G1	27447
		CLIN	OUT	G1x	27447
		CLIN	OUT	G1x	27447
C 3	27441	ADMIN	OUT	G2	27447
		ADMIN	OUT	G2x	27447
		CLIN	OUT	G0	27447
		CLIN	OUT	G1	27447
		CLIN	OUT	G1x	27447
		CLIN	OUT	G1x	27447
C 3	27442	ADMIN	OUT	G2	27447
		ADMIN	OUT	G2x	27447
		CLIN	OUT	G0	27447
		CLIN	OUT	G1	27447
		CLIN	OUT	G1x	27447
		CLIN	OUT	G1x	27447

CPEP 3: Orthopaedic Surgery
Data Entry Log

CPEP	PROCCODE	CLINADM	SITE	TIMECAT	SERVREF
C 3	27443	ADMIN	OUT	G2	27447
		ADMIN	OUT	G2x	27447
		CLIN	OUT	G0	27447
		CLIN	OUT	G1	27447
		CLIN	OUT	G1x	27447
C 3	27445	ADMIN	OUT	G2	27447
		ADMIN	OUT	G2x	27447
		CLIN	OUT	G0	27447
		CLIN	OUT	G1	27447
		CLIN	OUT	G1x	27447
C 3	27446	ADMIN	OUT	G2	27447
		ADMIN	OUT	G2x	27447
		CLIN	OUT	G0	27447
		CLIN	OUT	G1	27447
		CLIN	OUT	G1x	27447
C 3	27448	ADMIN	OUT	G2	27590
		ADMIN	OUT	G2	DELTA
		ADMIN	OUT	G2x	27590
		CLIN	OUT	G0	27590
		CLIN	OUT	G1	27590
		CLIN	OUT	G1	DELTA
		CLIN	OUT	G1x	27590
C 3	27450	ADMIN	OUT	G2	27590
		ADMIN	OUT	G2	DELTA
		ADMIN	OUT	G2x	27590
		CLIN	OUT	G0	27590
		CLIN	OUT	G1	27590
		CLIN	OUT	G1	DELTA
		CLIN	OUT	G1x	27590
C 3	27454	ADMIN	OUT	G2	27590
		ADMIN	OUT	G2	DELTA
		ADMIN	OUT	G2x	27590
		CLIN	OUT	G0	27590
		CLIN	OUT	G1	27590
		CLIN	OUT	G1	DELTA
		CLIN	OUT	G1x	27590
C 3	27455	ADMIN	OUT	G2	29881
		ADMIN	OUT	G2x	29881
		ADMIN	OUT	G2x	DELTA
		CLIN	OUT	G0	29881
		CLIN	OUT	G1	29881
		CLIN	OUT	G1	DELTA
		CLIN	OUT	G1x	29881
CLIN	OUT	G1x	DELTA		
C 3	27457	ADMIN	OUT	G2	29881
		ADMIN	OUT	G2x	29881
		ADMIN	OUT	G2x	DELTA
		CLIN	OUT	G0	29881
		CLIN	OUT	G1	29881
		CLIN	OUT	G1	DELTA
		CLIN	OUT	G1x	29881
C 3	27465	ADMIN	OUT	G2	27590
		ADMIN	OUT	G2	DELTA
		ADMIN	OUT	G2x	27590
		CLIN	OUT	G0	27590
		CLIN	OUT	G1	27590
		CLIN	OUT	G1	DELTA
		CLIN	OUT	G1x	27590

CPEP 4
CPEP 5
CPEP 6
CPEP 7
CPEP 8

CPEP 3: Orthopaedic Surgery
Data Entry Log

CPEP	PROCCODE	CLINADM	SITE	TIMECAT	SERVREF
C 3	27466	ADMIN	OUT	G2	27590
		ADMIN	OUT	G2	DELTA
		ADMIN	OUT	G2x	27590
		CLIN	OUT	G0	27590
		CLIN	OUT	G1	27590
		CLIN	OUT	G1	DELTA
		CLIN	OUT	G1x	27590
C 3	27468	ADMIN	OUT	G2	27590
		ADMIN	OUT	G2	DELTA
		ADMIN	OUT	G2x	27590
		CLIN	OUT	G0	27590
		CLIN	OUT	G1	27590
		CLIN	OUT	G1	DELTA
		CLIN	OUT	G1x	27590
C 3	27470	ADMIN	OUT	G2	27590
		ADMIN	OUT	G2	DELTA
		ADMIN	OUT	G2x	27590
		CLIN	OUT	G0	27590
		CLIN	OUT	G1	27590
		CLIN	OUT	G1	DELTA
		CLIN	OUT	G1x	27590
C 3	27472	ADMIN	OUT	G2	27590
		ADMIN	OUT	G2	DELTA
		ADMIN	OUT	G2x	27590
		CLIN	OUT	G0	27590
		CLIN	OUT	G1	27590
		CLIN	OUT	G1	DELTA
		CLIN	OUT	G1x	27590
C 3	27475	ADMIN	OUT	G2	29881
		ADMIN	OUT	G2x	29881
		ADMIN	OUT	G2x	DELTA
		CLIN	OUT	G0	29881
		CLIN	OUT	G1	29881
		CLIN	OUT	G1	DELTA
		CLIN	OUT	G1x	29881
CLIN	OUT	G1x	DELTA		
C 3	27477	ADMIN	OUT	G2	29881
		ADMIN	OUT	G2x	29881
		ADMIN	OUT	G2x	DELTA
		CLIN	OUT	G0	29881
		CLIN	OUT	G1	29881
		CLIN	OUT	G1	DELTA
		CLIN	OUT	G1x	29881
CLIN	OUT	G1x	DELTA		
C 3	27479	ADMIN	OUT	G2	29881
		ADMIN	OUT	G2x	29881
		ADMIN	OUT	G2x	DELTA
		CLIN	OUT	G0	29881
		CLIN	OUT	G1	29881
		CLIN	OUT	G1	DELTA
		CLIN	OUT	G1x	29881
CLIN	OUT	G1x	DELTA		
C 3	27485	ADMIN	OUT	G2	29881
		ADMIN	OUT	G2x	29881
		ADMIN	OUT	G2x	DELTA
		CLIN	OUT	G0	29881
		CLIN	OUT	G1	29881
		CLIN	OUT	G1	DELTA
		CLIN	OUT	G1x	29881
CLIN	OUT	G1x	DELTA		

CPEP 3: Orthopaedic Surgery
Data Entry Log

CPEP	PROCCODE	CLINADM	SITE	TIMECAT	SERVREF
C 3	27486	ADMIN	OUT	G2	27447
		ADMIN	OUT	G2x	27447
		CLIN	OUT	G0	27447
		CLIN	OUT	G1	27447
		CLIN	OUT	G1x	27447
		CLIN	OUT	G1x	DELTA
C 3	27487	ADMIN	OUT	G2	27447
		ADMIN	OUT	G2x	27447
		CLIN	OUT	G0	27447
		CLIN	OUT	G1	27447
		CLIN	OUT	G1x	27447
		CLIN	OUT	G1x	DELTA
C 3	27488	ADMIN	OUT	G2	27447
		ADMIN	OUT	G2x	27447
		CLIN	OUT	G0	27447
		CLIN	OUT	G1	27447
		CLIN	OUT	G1	DELTA
		CLIN	OUT	G1x	27447
C 3	27489	ADMIN	OUT	G2	27447
		ADMIN	OUT	G2x	27447
		CLIN	OUT	G0	27447
		CLIN	OUT	G1	27447
		CLIN	OUT	G1x	27447
		CLIN	OUT	G1x	DELTA
C 3	27495	ADMIN	OUT	G2	27590
		ADMIN	OUT	G2	DELTA
		ADMIN	OUT	G2x	27590
		CLIN	OUT	G0	27590
		CLIN	OUT	G1	27590
		CLIN	OUT	G1x	27590
C 3	27496	ADMIN	OUT	G2	27590
		ADMIN	OUT	G2	DELTA
		ADMIN	OUT	G2x	27590
		CLIN	OUT	G0	27590
		CLIN	OUT	G1	27590
		CLIN	OUT	G1x	27590
C 3	27497	ADMIN	OUT	G2	27590
		ADMIN	OUT	G2	DELTA
		ADMIN	OUT	G2x	27590
		CLIN	OUT	G0	27590
		CLIN	OUT	G1	27590
		CLIN	OUT	G1x	27590
C 3	27498	ADMIN	OUT	G2	27590
		ADMIN	OUT	G2	DELTA
		ADMIN	OUT	G2x	27590
		CLIN	OUT	G0	27590
		CLIN	OUT	G1	27590
		CLIN	OUT	G1x	27590
C 3	27499	ADMIN	OUT	G2	27590
		ADMIN	OUT	G2	DELTA
		ADMIN	OUT	G2x	27590
		CLIN	OUT	G0	27590
		CLIN	OUT	G1	27590
		CLIN	OUT	G1x	27590
C 3	27500	ADMIN	IN	G2	27590
		ADMIN	IN	G2	DELTA
		ADMIN	IN	G2x	27590
		ADMIN	OUT	G2	27590
		ADMIN	OUT	G2	DELTA
		ADMIN	OUT	G2x	27590
		CLIN	IN	G1	28292
		CLIN	IN	G1x	27590
		CLIN	OUT	G0	27590
		CLIN	OUT	G1	27590
		CLIN	OUT	G1	DELTA
		CLIN	OUT	G1x	27590

CPEP 3: Orthopaedic Surgery
Data Entry Log

CPEP	PROCCODE	CLINADM	SITE	TIMECAT	SERVREF
C 3	27501	ADMIN	IN	G2	27590
		ADMIN	IN	G2	DELTA
		ADMIN	IN	G2x	27590
		ADMIN	OUT	G2	27590
		ADMIN	OUT	G2	DELTA
		ADMIN	OUT	G2x	27590
		CLIN	IN	G1	28292
		CLIN	IN	G1x	27590
		CLIN	OUT	G0	27590
		CLIN	OUT	G1	27590
		CLIN	OUT	G1	DELTA
		CLIN	OUT	G1x	27590
C 3	27502	ADMIN	OUT	G2	27590
		ADMIN	OUT	G2	DELTA
		ADMIN	OUT	G2x	27590
		CLIN	OUT	G0	27590
		CLIN	OUT	G1	27590
		CLIN	OUT	G1x	27590
C 3	27503	ADMIN	OUT	G2	27590
		ADMIN	OUT	G2	DELTA
		ADMIN	OUT	G2x	27590
		CLIN	OUT	G0	27590
		CLIN	OUT	G1	27590
		CLIN	OUT	G1x	27590
C 3	27506	ADMIN	OUT	G2	27590
		ADMIN	OUT	G2	DELTA
		ADMIN	OUT	G2x	27590
		CLIN	OUT	G0	27590
		CLIN	OUT	G1	27590
		CLIN	OUT	G1x	27590
C 3	27507	ADMIN	OUT	G2	27590
		ADMIN	OUT	G2	DELTA
		ADMIN	OUT	G2x	27590
		CLIN	OUT	G0	27590
		CLIN	OUT	G1	27590
		CLIN	OUT	G1x	27590
C 3	27508	ADMIN	IN	G2	25605
		ADMIN	IN	G2	DELTA
		ADMIN	IN	G2x	25605
		ADMIN	OUT	G2	25605
		ADMIN	OUT	G2	DELTA
		ADMIN	OUT	G2x	25605
		CLIN	IN	G1	25605
		CLIN	IN	G1x	25605
		CLIN	OUT	G1	25605
		CLIN	OUT	G1	DELTA
		CLIN	OUT	G1x	25605
C 3	27509	ADMIN	OUT	G2	29881
		ADMIN	OUT	G2x	29881
		ADMIN	OUT	G2x	DELTA
		CLIN	OUT	G0	29881
		CLIN	OUT	G1	29881
		CLIN	OUT	G1	DELTA
		CLIN	OUT	G1x	29881
		CLIN	OUT	G1x	DELTA
C 3	27510	ADMIN	OUT	G2	25605
		ADMIN	OUT	G2	DELTA
		ADMIN	OUT	G2x	25605
		CLIN	OUT	G1	25605
		CLIN	OUT	G1	DELTA
		CLIN	OUT	G1x	25605

CPEP 3: Orthopaedic Surgery
Data Entry Log

CPEP	PROCCODE	CLINADM	SITE	TIMECAT	SERVREF
C 3	27511	ADMIN	OUT	G2	29881
		ADMIN	OUT	G2x	29881
		ADMIN	OUT	G2x	DELTA
		CLIN	OUT	G0	29881
		CLIN	OUT	G1	29881
		CLIN	OUT	G1	DELTA
		CLIN	OUT	G1x	29881
		CLIN	OUT	G1x	DELTA
C 3	27513	ADMIN	OUT	G2	29881
		ADMIN	OUT	G2x	29881
		ADMIN	OUT	G2x	DELTA
		CLIN	OUT	G0	29881
		CLIN	OUT	G1	29881
		CLIN	OUT	G1	DELTA
		CLIN	OUT	G1x	29881
		CLIN	OUT	G1x	DELTA
C 3	27514	ADMIN	OUT	G2	29881
		ADMIN	OUT	G2x	29881
		ADMIN	OUT	G2x	DELTA
		CLIN	OUT	G0	29881
		CLIN	OUT	G1	29881
		CLIN	OUT	G1	DELTA
		CLIN	OUT	G1x	29881
		CLIN	OUT	G1x	DELTA
C 3	27516	ADMIN	IN	G2	25605
		ADMIN	IN	G2x	25605
		ADMIN	OUT	G2	25605
		ADMIN	OUT	G2x	25605
		CLIN	IN	G1	25605
		CLIN	IN	G1x	25605
		CLIN	OUT	G1	25605
		CLIN	OUT	G1	DELTA
C 3	27517	ADMIN	IN	G2	25605
		ADMIN	IN	G2x	25605
		ADMIN	OUT	G2	25605
		ADMIN	OUT	G2x	25605
		CLIN	IN	G1	25605
		CLIN	IN	G1x	25605
		CLIN	OUT	G1	25605
		CLIN	OUT	G1	DELTA
C 3	27519	ADMIN	OUT	G2	29881
		ADMIN	OUT	G2x	29881
		ADMIN	OUT	G2x	DELTA
		CLIN	OUT	G0	29881
		CLIN	OUT	G1	29881
		CLIN	OUT	G1	DELTA
		CLIN	OUT	G1x	29881
		CLIN	OUT	G1x	DELTA
C 3	27520	ADMIN	IN	G2	25605
		ADMIN	IN	G2	DELTA
		ADMIN	IN	G2x	25605
		ADMIN	OUT	G2	25605
		ADMIN	OUT	G2	DELTA
		ADMIN	OUT	G2x	25605
		CLIN	IN	G1	25605
		CLIN	IN	G1x	25605
		CLIN	OUT	G1	25605
CLIN	OUT	G1x	25605		

CPEP 3: Orthopaedic Surgery
Data Entry Log

CPEP	PROCCODE	CLINADM	SITE	TIMECAT	SERVREF
C 3	27524	ADMIN	OUT	G2	29881
		ADMIN	OUT	G2x	29881
		ADMIN	OUT	G2x	DELTA
		CLIN	OUT	G0	29881
		CLIN	OUT	G1	29881
		CLIN	OUT	G1	DELTA
		CLIN	OUT	G1x	29881
		CLIN	OUT	G1x	DELTA
C 3	27530	ADMIN	IN	G2	25605
		ADMIN	IN	G2	DELTA
		ADMIN	IN	G2x	25605
		ADMIN	OUT	G2	25605
		ADMIN	OUT	G2	DELTA
		ADMIN	OUT	G2x	25605
		CLIN	IN	G1	25605
		CLIN	IN	G1x	25605
		CLIN	OUT	G1	25605
		CLIN	OUT	G1x	25605
C 3	27532	ADMIN	IN	G2	25605
		ADMIN	IN	G2	DELTA
		ADMIN	IN	G2x	25605
		ADMIN	OUT	G2	25605
		ADMIN	OUT	G2	DELTA
		ADMIN	OUT	G2x	25605
		CLIN	IN	G1	25605
		CLIN	IN	G1x	25605
		CLIN	OUT	G1	25605
		CLIN	OUT	G1	DELTA
C 3	27535	ADMIN	OUT	G2	29881
		ADMIN	OUT	G2x	29881
		ADMIN	OUT	G2x	DELTA
		CLIN	OUT	G0	29881
		CLIN	OUT	G1	29881
		CLIN	OUT	G1	DELTA
		CLIN	OUT	G1x	29881
		CLIN	OUT	G1x	DELTA
C 3	27536	ADMIN	OUT	G2	29881
		ADMIN	OUT	G2x	29881
		ADMIN	OUT	G2x	DELTA
		CLIN	OUT	G0	29881
		CLIN	OUT	G1	29881
		CLIN	OUT	G1	DELTA
		CLIN	OUT	G1x	29881
		CLIN	OUT	G1x	DELTA
C 3	27538	ADMIN	IN	G2	25605
		ADMIN	IN	G2x	25605
		ADMIN	OUT	G2	25605
		ADMIN	OUT	G2x	25605
		CLIN	IN	G1	25605
		CLIN	IN	G1x	25605
		CLIN	OUT	G1	25605
		CLIN	OUT	G1	DELTA
		CLIN	OUT	G1x	25605
C 3	27540	ADMIN	OUT	G2	29881
		ADMIN	OUT	G2x	29881
		ADMIN	OUT	G2x	DELTA
		CLIN	OUT	G0	29881
		CLIN	OUT	G1	29881
		CLIN	OUT	G1	DELTA
		CLIN	OUT	G1x	29881
		CLIN	OUT	G1x	DELTA

CPEP 3: Orthopaedic Surgery
Data Entry Log

CPEP	PROCCODE	CLINADM	SITE	TIMECAT	SERVREF		
C 3	27550	ADMIN	IN	G2	25605		
		ADMIN	IN	G2x	25605		
		ADMIN	OUT	G2	25605		
		ADMIN	OUT	G2x	25605		
		CLIN	IN	G1	25605		
		CLIN	IN	G1x	25605		
		CLIN	OUT	G1	25605		
		CLIN	OUT	G1	DELTA		
C 3	27552	ADMIN	OUT	G2	23655		
		ADMIN	OUT	G2	DELTA		
		ADMIN	OUT	G2x	23655		
		CLIN	OUT	G1	23655		
		CLIN	OUT	G1	DELTA		
		CLIN	OUT	G1x	23655		
		C 3	27556	ADMIN	OUT	G2	29881
				ADMIN	OUT	G2	DELTA
ADMIN	OUT			G2x	29881		
ADMIN	OUT			G2x	DELTA		
CLIN	OUT			G0	29881		
CLIN	OUT			G1	29881		
CLIN	OUT			G1	DELTA		
CLIN	OUT			G1x	29881		
C 3	27557	ADMIN	OUT	G2	29881		
		ADMIN	OUT	G2	DELTA		
		ADMIN	OUT	G2x	29881		
		ADMIN	OUT	G2x	DELTA		
		CLIN	OUT	G0	29881		
		CLIN	OUT	G1	29881		
		CLIN	OUT	G1	DELTA		
		CLIN	OUT	G1x	29881		
C 3	27558	ADMIN	OUT	G2	29881		
		ADMIN	OUT	G2	DELTA		
		ADMIN	OUT	G2x	29881		
		ADMIN	OUT	G2x	DELTA		
		CLIN	OUT	G0	29881		
		CLIN	OUT	G1	29881		
		CLIN	OUT	G1	DELTA		
		CLIN	OUT	G1x	29881		
C 3	27560	ADMIN	IN	G2	25605		
		ADMIN	IN	G2	DELTA		
		ADMIN	IN	G2x	25605		
		ADMIN	OUT	G2	25605		
		ADMIN	OUT	G2	DELTA		
		ADMIN	OUT	G2x	25605		
		CLIN	IN	G1	25605		
		CLIN	IN	G1x	25605		
C 3	27562	ADMIN	OUT	G2	23655		
		ADMIN	OUT	G2	DELTA		
		ADMIN	OUT	G2x	23655		
		CLIN	OUT	G1	23655		
		CLIN	OUT	G1	DELTA		
		CLIN	OUT	G1x	23655		

CPEP 4

CPEP 5

CPEP 6

CPEP 3: Orthopaedic Surgery
Data Entry Log

CPEP	PROCCODE	CLINADM	SITE	TIMECAT	SERVREF		
C 3	27566	ADMIN	OUT	G2	29881		
		ADMIN	OUT	G2x	29881		
		ADMIN	OUT	G2x	DELTA		
		CLIN	OUT	G0	29881		
		CLIN	OUT	G1	29881		
		CLIN	OUT	G1	DELTA		
		CLIN	OUT	G1x	29881		
C 3	27570	ADMIN	OUT	G2	23655		
		ADMIN	OUT	G2	DELTA		
		ADMIN	OUT	G2x	23655		
		CLIN	OUT	G0	28292		
		CLIN	OUT	G1	23655		
		CLIN	OUT	G1x	23655		
		C 3	27580	ADMIN	OUT	G2	29881
ADMIN	OUT			G2x	29881		
ADMIN	OUT			G2x	DELTA		
CLIN	OUT			G0	29881		
CLIN	OUT			G1	29881		
CLIN	OUT			G1	DELTA		
CLIN	OUT			G1x	29881		
C 3	27591	ADMIN	OUT	G2	27590		
		ADMIN	OUT	G2x	27590		
		CLIN	OUT	G0	27590		
		CLIN	OUT	G1	27590		
		CLIN	OUT	G1x	27590		
		C 3	27592	ADMIN	OUT	G2	27590
				ADMIN	OUT	G2x	27590
CLIN	OUT			G0	27590		
CLIN	OUT			G1	27590		
CLIN	OUT			G1	DELTA		
CLIN	OUT			G1x	27590		
C 3	27594	ADMIN	OUT	G2	27590		
		ADMIN	OUT	G2	DELTA		
		ADMIN	OUT	G2x	27590		
		CLIN	OUT	G0	27590		
		CLIN	OUT	G1	27590		
		CLIN	OUT	G1	DELTA		
C 3	27596	ADMIN	OUT	G2	27590		
		ADMIN	OUT	G2x	27590		
		CLIN	OUT	G0	27590		
		CLIN	OUT	G1	27590		
		CLIN	OUT	G1x	27590		
		C 3	27598	ADMIN	OUT	G2	27880
ADMIN	OUT			G2x	27880		
CLIN	OUT			G0	27880		
CLIN	OUT			G1	27880		
CLIN	OUT			G1x	27880		
C 3	27600			ADMIN	OUT	G2	27880
		ADMIN	OUT	G2	DELTA		
		ADMIN	OUT	G2x	27880		
		CLIN	OUT	G0	27880		
		CLIN	OUT	G1	27880		
		CLIN	OUT	G1x	27880		

CPEP 3: Orthopaedic Surgery
Data Entry Log

CPEP	PROCCODE	CLINADM	SITE	TIMECAT	SERVREF
C 3	27601	ADMIN	OUT	G2	27880
		ADMIN	OUT	G2	DELTA
		ADMIN	OUT	G2x	27880
		CLIN	OUT	G0	27880
		CLIN	OUT	G1	27880
		CLIN	OUT	G1x	27880
C 3	27602	ADMIN	OUT	G2	27880
		ADMIN	OUT	G2	DELTA
		ADMIN	OUT	G2x	27880
		CLIN	OUT	G0	27880
		CLIN	OUT	G1	27880
		CLIN	OUT	G1x	27880
C 3	27603	ADMIN	IN	G2	27880
		ADMIN	IN	G2	DELTA
		ADMIN	IN	G2x	27880
		ADMIN	OUT	G2	27880
		ADMIN	OUT	G2	DELTA
		ADMIN	OUT	G2x	27880
		CLIN	IN	G0	27880
		CLIN	IN	G1	DELTA
		CLIN	IN	G1x	27880
		CLIN	OUT	G0	27880
		CLIN	OUT	G1	27880
		CLIN	OUT	G1x	27880
C 3	27604	ADMIN	IN	G2	27880
		ADMIN	IN	G2	DELTA
		ADMIN	IN	G2x	27880
		ADMIN	OUT	G2	27880
		ADMIN	OUT	G2	DELTA
		ADMIN	OUT	G2x	27880
		CLIN	IN	G0	27880
		CLIN	IN	G1	DELTA
		CLIN	IN	G1x	27880
		CLIN	OUT	G0	27880
		CLIN	OUT	G1	27880
		CLIN	OUT	G1	DELTA
CLIN	OUT	G1x	27880		
C 3	27605	ADMIN	IN	G2	27880
		ADMIN	IN	G2	DELTA
		ADMIN	IN	G2x	27880
		ADMIN	OUT	G2	27880
		ADMIN	OUT	G2	DELTA
		ADMIN	OUT	G2x	27880
		CLIN	IN	G0	27880
		CLIN	IN	G1	DELTA
		CLIN	IN	G1x	27880
		CLIN	OUT	G0	27880
		CLIN	OUT	G1	27880
		CLIN	OUT	G1	DELTA
CLIN	OUT	G1x	27880		
C 3	27606	ADMIN	IN	G2	27880
		ADMIN	IN	G2	DELTA
		ADMIN	IN	G2x	27880
		ADMIN	OUT	G2	27880
		ADMIN	OUT	G2	DELTA
		ADMIN	OUT	G2x	27880
		CLIN	IN	G0	27880
		CLIN	IN	G1	DELTA
		CLIN	IN	G1x	27880
		CLIN	OUT	G0	27880
		CLIN	OUT	G1	27880
		CLIN	OUT	G1	DELTA
CLIN	OUT	G1x	27880		

CPEP 3: Orthopaedic Surgery
Data Entry Log

CPEP	PROCCODE	CLINADM	SITE	TIMECAT	SERVREF
C 3	27607	ADMIN	OUT	G2	27880
		ADMIN	OUT	G2	DELTA
		ADMIN	OUT	G2x	27880
		CLIN	OUT	G0	27880
		CLIN	OUT	G1	27880
		CLIN	OUT	G1	DELTA
		CLIN	OUT	G1x	27880
C 3	27610	ADMIN	OUT	G2	27814
		ADMIN	OUT	G2x	27814
		CLIN	OUT	G0	29881
		CLIN	OUT	G1	27814
		CLIN	OUT	G1	DELTA
		CLIN	OUT	G1x	27814
C 3	27612	ADMIN	OUT	G2	27814
		ADMIN	OUT	G2	DELTA
		ADMIN	OUT	G2x	27814
		CLIN	OUT	G0	29881
		CLIN	OUT	G1	27814
		CLIN	OUT	G1x	27814
C 3	27613	ADMIN	IN	G2	27880
		ADMIN	IN	G2	DELTA
		ADMIN	IN	G2x	27880
		ADMIN	OUT	G2	27880
		ADMIN	OUT	G2	DELTA
		ADMIN	OUT	G2x	27880
		CLIN	IN	G0	27880
		CLIN	IN	G1	DELTA
		CLIN	IN	G1x	27880
		CLIN	OUT	G0	27880
		CLIN	OUT	G1	27880
		CLIN	OUT	G1	DELTA
		CLIN	OUT	G1x	27880
C 3	27614	ADMIN	IN	G2	27880
		ADMIN	IN	G2	DELTA
		ADMIN	IN	G2x	27880
		ADMIN	OUT	G2	27880
		ADMIN	OUT	G2	DELTA
		ADMIN	OUT	G2x	27880
		CLIN	IN	G0	27880
		CLIN	IN	G1	DELTA
		CLIN	IN	G1x	27880
		CLIN	OUT	G0	27880
		CLIN	OUT	G1	27880
		CLIN	OUT	G1	DELTA
		CLIN	OUT	G1x	27880
C 3	27615	ADMIN	OUT	G2	27880
		ADMIN	OUT	G2	DELTA
		ADMIN	OUT	G2x	27880
		CLIN	OUT	G0	27880
		CLIN	OUT	G1	27880
		CLIN	OUT	G1	DELTA
		CLIN	OUT	G1x	27880
C 3	27618	ADMIN	IN	G2	27880
		ADMIN	IN	G2	DELTA
		ADMIN	IN	G2x	27880
		ADMIN	OUT	G2	27880
		ADMIN	OUT	G2	DELTA
		ADMIN	OUT	G2x	27880

CPEP 3: Orthopaedic Surgery
Data Entry Log

CPEP	PROCCODE	CLINADM	SITE	TIMECAT	SERVREF
		CLIN	IN	G0	27880
		CLIN	IN	G1	DELTA
		CLIN	IN	G1x	27880
		CLIN	OUT	G0	27880
		CLIN	OUT	G1	27880
		CLIN	OUT	G1	DELTA
		CLIN	OUT	G1x	27880
C 3	27619	ADMIN	IN	G2	27880
		ADMIN	IN	G2	DELTA
		ADMIN	IN	G2x	27880
		ADMIN	OUT	G2	27880
		ADMIN	OUT	G2	DELTA
		ADMIN	OUT	G2x	27880
		CLIN	IN	G0	27880
		CLIN	IN	G1	DELTA
		CLIN	IN	G1x	27880
		CLIN	OUT	G0	27880
		CLIN	OUT	G1	27880
		CLIN	OUT	G1	DELTA
		CLIN	OUT	G1x	27880
C 3	27620	ADMIN	OUT	G2	27814
		ADMIN	OUT	G2	DELTA
		ADMIN	OUT	G2x	27814
		CLIN	OUT	G0	29881
		CLIN	OUT	G1	27814
		CLIN	OUT	G1	DELTA
		CLIN	OUT	G1x	27814
C 3	27625	ADMIN	OUT	G2	27814
		ADMIN	OUT	G2x	27814
		CLIN	OUT	G0	29881
		CLIN	OUT	G1	27814
		CLIN	OUT	G1x	27814
C 3	27626	ADMIN	OUT	G2	27814
		ADMIN	OUT	G2x	27814
		CLIN	OUT	G0	29881
		CLIN	OUT	G1	27814
		CLIN	OUT	G1x	27814
C 3	27630	ADMIN	IN	G2	27880
		ADMIN	IN	G2	DELTA
		ADMIN	IN	G2x	27880
		ADMIN	OUT	G2	27880
		ADMIN	OUT	G2	DELTA
		ADMIN	OUT	G2x	27880
		CLIN	IN	G0	27880
		CLIN	IN	G1	DELTA
		CLIN	IN	G1x	27880
		CLIN	OUT	G0	27880
		CLIN	OUT	G1	27880
		CLIN	OUT	G1	DELTA
		CLIN	OUT	G1x	27880
C 3	27635	ADMIN	OUT	G2	27880
		ADMIN	OUT	G2x	27880
		CLIN	OUT	G0	27880
		CLIN	OUT	G1	27880
		CLIN	OUT	G1	DELTA
		CLIN	OUT	G1x	27880
C 3	27637	ADMIN	OUT	G2	27880
		ADMIN	OUT	G2x	27880
		CLIN	OUT	G0	27880
		CLIN	OUT	G1	27880
		CLIN	OUT	G1	DELTA
		CLIN	OUT	G1x	27880

CPEP 3: Orthopaedic Surgery
Data Entry Log

CPEP	PROCCODE	CLINADM	SITE	TIMECAT	SERVREF
C 3	27638	ADMIN	OUT	G2	27880
		ADMIN	OUT	G2x	27880
		CLIN	OUT	G0	27880
		CLIN	OUT	G1	27880
		CLIN	OUT	G1	DELTA
		CLIN	OUT	G1x	27880
C 3	27640	ADMIN	OUT	G2	27880
		ADMIN	OUT	G2	DELTA
		ADMIN	OUT	G2x	27880
		CLIN	OUT	G0	27880
		CLIN	OUT	G1	27880
		CLIN	OUT	G1	DELTA
C 3	27641	ADMIN	OUT	G2	27880
		ADMIN	OUT	G2	DELTA
		ADMIN	OUT	G2x	27880
		CLIN	OUT	G0	27880
		CLIN	OUT	G1	27880
		CLIN	OUT	G1	DELTA
C 3	27645	ADMIN	OUT	G2	27880
		ADMIN	OUT	G2	DELTA
		ADMIN	OUT	G2x	27880
		CLIN	OUT	G0	27880
		CLIN	OUT	G1	27880
		CLIN	OUT	G1	DELTA
C 3	27646	ADMIN	OUT	G2	27880
		ADMIN	OUT	G2	DELTA
		ADMIN	OUT	G2x	27880
		CLIN	OUT	G0	27880
		CLIN	OUT	G1	27880
		CLIN	OUT	G1	DELTA
C 3	27647	ADMIN	OUT	G2	27814
		ADMIN	OUT	G2	DELTA
		ADMIN	OUT	G2x	27814
		CLIN	OUT	G0	29881
		CLIN	OUT	G1	27814
		CLIN	OUT	G1	DELTA
C 3	27650	ADMIN	OUT	G2	27880
		ADMIN	OUT	G2	DELTA
		ADMIN	OUT	G2x	27880
		CLIN	OUT	G0	27880
		CLIN	OUT	G1	27880
		CLIN	OUT	G1	DELTA
C 3	27652	ADMIN	OUT	G2	27880
		ADMIN	OUT	G2	DELTA
		ADMIN	OUT	G2x	27880
		CLIN	OUT	G0	27880
		CLIN	OUT	G1	27880
		CLIN	OUT	G1	DELTA
C 3	27654	ADMIN	OUT	G2	27880
		ADMIN	OUT	G2	DELTA
		ADMIN	OUT	G2x	27880
		CLIN	OUT	G0	27880
		CLIN	OUT	G1	27880
		CLIN	OUT	G1	DELTA
		CLIN	OUT	G1x	27880

CPEP 3: Orthopaedic Surgery
Data Entry Log

CPEP	PROCCODE	CLINADM	SITE	TIMECAT	SERVREF
C 3	27656	ADMIN	IN	G2	27880
		ADMIN	IN	G2	DELTA
		ADMIN	IN	G2x	27880
		ADMIN	OUT	G2	27880
		ADMIN	OUT	G2	DELTA
		ADMIN	OUT	G2x	27880
		CLIN	IN	G0	27880
		CLIN	IN	G1	DELTA
		CLIN	IN	G1x	27880
		CLIN	OUT	G0	27880
		CLIN	OUT	G1	27880
		CLIN	OUT	G1	DELTA
		CLIN	OUT	G1x	27880
		C 3	27658	ADMIN	IN
ADMIN	IN			G2x	27880
ADMIN	OUT			G2	27880
ADMIN	OUT			G2x	27880
CLIN	IN			G0	27880
CLIN	IN			G1	DELTA
CLIN	IN			G1x	27880
CLIN	OUT			G0	27880
CLIN	OUT			G1	27880
CLIN	OUT			G1	DELTA
CLIN	OUT			G1x	27880
C 3	27659	ADMIN	IN	G2	27880
		ADMIN	IN	G2x	27880
		ADMIN	OUT	G2	27880
		ADMIN	OUT	G2x	27880
		CLIN	IN	G0	27880
		CLIN	IN	G1	DELTA
		CLIN	IN	G1x	27880
		CLIN	OUT	G0	27880
		CLIN	OUT	G1	27880
		CLIN	OUT	G1	DELTA
		CLIN	OUT	G1x	27880
C 3	27664	ADMIN	IN	G2	27880
		ADMIN	IN	G2x	27880
		ADMIN	OUT	G2	27880
		ADMIN	OUT	G2x	27880
		CLIN	IN	G0	27880
		CLIN	IN	G1	DELTA
		CLIN	IN	G1x	27880
		CLIN	OUT	G0	27880
		CLIN	OUT	G1	27880
		CLIN	OUT	G1	DELTA
		CLIN	OUT	G1x	27880
C 3	27665	ADMIN	IN	G2	27880
		ADMIN	IN	G2x	27880
		ADMIN	OUT	G2	27880
		ADMIN	OUT	G2x	27880
		CLIN	IN	G0	27880
		CLIN	IN	G1	DELTA
		CLIN	IN	G1x	27880
		CLIN	OUT	G0	27880
		CLIN	OUT	G1	27880
		CLIN	OUT	G1	DELTA
		CLIN	OUT	G1x	27880
C 3	27675	ADMIN	OUT	G2	27814
		ADMIN	OUT	G2	DELTA
		ADMIN	OUT	G2x	27814
		CLIN	OUT	G0	29881
		CLIN	OUT	G1	27814
		CLIN	OUT	G1	DELTA
		CLIN	OUT	G1x	27814

CPEP 3: Orthopaedic Surgery
Data Entry Log

CPEP	PROCCODE	CLINADM	SITE	TIMECAT	SERVREF
C 3	27676	ADMIN	OUT	G2	27814
		ADMIN	OUT	G2	DELTA
		ADMIN	OUT	G2x	27814
		CLIN	OUT	G0	29881
		CLIN	OUT	G1	27814
		CLIN	OUT	G1x	27814
C 3	27680	ADMIN	OUT	G2	27814
		ADMIN	OUT	G2	DELTA
		ADMIN	OUT	G2x	27814
		CLIN	OUT	G0	29881
		CLIN	OUT	G1	27814
		CLIN	OUT	G1	DELTA
		CLIN	OUT	G1x	27814
C 3	27681	ADMIN	OUT	G2	27814
		ADMIN	OUT	G2	DELTA
		ADMIN	OUT	G2x	27814
		CLIN	OUT	G0	29881
		CLIN	OUT	G1	27814
		CLIN	OUT	G1x	27814
C 3	27685	ADMIN	IN	G2	27880
		ADMIN	IN	G2	DELTA
		ADMIN	IN	G2x	27880
		ADMIN	OUT	G2	27880
		ADMIN	OUT	G2	DELTA
		ADMIN	OUT	G2x	27880
		CLIN	IN	G0	27880
		CLIN	IN	G1	DELTA
		CLIN	IN	G1x	27880
		CLIN	OUT	G0	27880
		CLIN	OUT	G1	27880
		CLIN	OUT	G1	DELTA
		CLIN	OUT	G1x	27880
C 3	27686	ADMIN	IN	G2	27880
		ADMIN	IN	G2	DELTA
		ADMIN	IN	G2x	27880
		ADMIN	OUT	G2	27880
		ADMIN	OUT	G2	DELTA
		ADMIN	OUT	G2x	27880
		CLIN	IN	G0	27880
		CLIN	IN	G1	DELTA
		CLIN	IN	G1x	27880
		CLIN	OUT	G0	27880
		CLIN	OUT	G1	27880
		CLIN	OUT	G1	DELTA
		CLIN	OUT	G1x	27880
C 3	27687	ADMIN	OUT	G2	27880
		ADMIN	OUT	G2	DELTA
		ADMIN	OUT	G2x	27880
		CLIN	OUT	G0	27880
		CLIN	OUT	G1	27880
		CLIN	OUT	G1	DELTA
		CLIN	OUT	G1x	27880
C 3	27690	ADMIN	OUT	G2	27814
		ADMIN	OUT	G2x	27814
		CLIN	OUT	G0	29881
		CLIN	OUT	G1	27814
		CLIN	OUT	G1x	27814
C 3	27691	ADMIN	OUT	G2	27814
		ADMIN	OUT	G2x	27814
		CLIN	OUT	G0	29881
		CLIN	OUT	G1	27814
		CLIN	OUT	G1	DELTA
		CLIN	OUT	G1x	27814

CPEP 3: Orthopaedic Surgery
Data Entry Log

CPEP	PROCCODE	CLINADM	SITE	TIMECAT	SERVREF
C 3	27695	ADMIN	OUT	G2	27814
		ADMIN	OUT	G2x	27814
		CLIN	OUT	G0	29881
		CLIN	OUT	G1	27814
		CLIN	OUT	G1x	27814
C 3	27696	ADMIN	OUT	G2	27814
		ADMIN	OUT	G2x	27814
		CLIN	OUT	G0	29881
		CLIN	OUT	G1	27814
		CLIN	OUT	G1x	27814
C 3	27698	ADMIN	OUT	G2	27814
		ADMIN	OUT	G2	DELTA
		ADMIN	OUT	G2x	27814
		CLIN	OUT	G0	29881
		CLIN	OUT	G1	27814
		CLIN	OUT	G1x	27814
C 3	27700	ADMIN	OUT	G2	27814
		ADMIN	OUT	G2	DELTA
		ADMIN	OUT	G2x	27814
		CLIN	OUT	G0	29881
		CLIN	OUT	G1	27814
		CLIN	OUT	G1	DELTA
		CLIN	OUT	G1x	27814
C 3	27702	ADMIN	OUT	G2	27814
		ADMIN	OUT	G2	DELTA
		ADMIN	OUT	G2x	27814
		CLIN	OUT	G0	29881
		CLIN	OUT	G1	27814
		CLIN	OUT	G1	DELTA
		CLIN	OUT	G1x	27814
C 3	27703	ADMIN	OUT	G2	27814
		ADMIN	OUT	G2	DELTA
		ADMIN	OUT	G2x	27814
		CLIN	OUT	G0	29881
		CLIN	OUT	G1	27814
		CLIN	OUT	G1	DELTA
		CLIN	OUT	G1x	27814
C 3	27704	ADMIN	OUT	G2	27814
		ADMIN	OUT	G2	DELTA
		ADMIN	OUT	G2x	27814
		CLIN	OUT	G0	29881
		CLIN	OUT	G1	27814
		CLIN	OUT	G1	DELTA
		CLIN	OUT	G1x	27814
C 3	27705	ADMIN	OUT	G2	27880
		ADMIN	OUT	G2	DELTA
		ADMIN	OUT	G2x	27880
		CLIN	OUT	G0	27880
		CLIN	OUT	G1	27880
		CLIN	OUT	G1	DELTA
		CLIN	OUT	G1x	27880
C 3	27707	ADMIN	OUT	G2	27880
		ADMIN	OUT	G2	DELTA
		ADMIN	OUT	G2x	27880
		CLIN	OUT	G0	27880
		CLIN	OUT	G1	27880
		CLIN	OUT	G1	DELTA
		CLIN	OUT	G1x	27880

CPEP 4
CPEP 5
CPEP 6

CPEP 3: Orthopaedic Surgery
Data Entry Log

CPEP	PROCCODE	CLINADM	SITE	TIMECAT	SERVREF
C 3	27709	ADMIN	OUT	G2	27880
		ADMIN	OUT	G2	DELTA
		ADMIN	OUT	G2x	27880
		CLIN	OUT	G0	27880
		CLIN	OUT	G1	27880
		CLIN	OUT	G1	DELTA
		CLIN	OUT	G1x	27880
C 3	27712	ADMIN	OUT	G2	27880
		ADMIN	OUT	G2	DELTA
		ADMIN	OUT	G2x	27880
		CLIN	OUT	G0	27880
		CLIN	OUT	G1	27880
		CLIN	OUT	G1x	27880
C 3	27715	ADMIN	OUT	G2	27880
		ADMIN	OUT	G2x	27880
		CLIN	OUT	G0	27880
		CLIN	OUT	G1	27880
		CLIN	OUT	G1	DELTA
		CLIN	OUT	G1x	27880
C 3	27720	ADMIN	OUT	G2	27880
		ADMIN	OUT	G2x	27880
		CLIN	OUT	G0	27880
		CLIN	OUT	G1	27880
		CLIN	OUT	G1	DELTA
		CLIN	OUT	G1x	27880
C 3	27722	ADMIN	OUT	G2	27880
		ADMIN	OUT	G2x	27880
		CLIN	OUT	G0	27880
		CLIN	OUT	G1	27880
		CLIN	OUT	G1	DELTA
		CLIN	OUT	G1x	27880
C 3	27724	ADMIN	OUT	G2	27880
		ADMIN	OUT	G2x	27880
		CLIN	OUT	G0	27880
		CLIN	OUT	G1	27880
		CLIN	OUT	G1	DELTA
		CLIN	OUT	G1x	27880
C 3	27725	ADMIN	OUT	G2	27880
		ADMIN	OUT	G2x	27880
		CLIN	OUT	G0	27880
		CLIN	OUT	G1	27880
		CLIN	OUT	G1	DELTA
		CLIN	OUT	G1x	27880
C 3	27727	ADMIN	OUT	G2	27880
		ADMIN	OUT	G2x	27880
		CLIN	OUT	G0	27880
		CLIN	OUT	G1	27880
		CLIN	OUT	G1	DELTA
		CLIN	OUT	G1x	27880
C 3	27730	ADMIN	IN	G2	27880
		ADMIN	IN	G2	DELTA
		ADMIN	IN	G2x	27880
		ADMIN	OUT	G2	27880
		ADMIN	OUT	G2	DELTA
		ADMIN	OUT	G2x	27880
		CLIN	IN	G0	27880
		CLIN	IN	G1	DELTA
		CLIN	IN	G1x	27880
		CLIN	OUT	G0	27880
		CLIN	OUT	G1	27880
		CLIN	OUT	G1	DELTA
		CLIN	OUT	G1x	27880

CPEP 3: Orthopaedic Surgery
Data Entry Log

CPEP	PROCCODE	CLINADM	SITE	TIMECAT	SERVREF
C 3	27732	ADMIN	IN	G2	27880
		ADMIN	IN	G2	DELTA
		ADMIN	IN	G2x	27880
		ADMIN	OUT	G2	27880
		ADMIN	OUT	G2	DELTA
		ADMIN	OUT	G2x	27880
		CLIN	IN	G0	27880
		CLIN	IN	G1	DELTA
		CLIN	IN	G1x	27880
		CLIN	OUT	G0	27880
		CLIN	OUT	G1	27880
		CLIN	OUT	G1	DELTA
		CLIN	OUT	G1x	27880
		C 3	27734	ADMIN	OUT
ADMIN	OUT			G2	DELTA
ADMIN	OUT			G2x	27880
CLIN	OUT			G0	27880
CLIN	OUT			G1	27880
CLIN	OUT			G1	DELTA
CLIN	OUT			G1x	27880
C 3	27740	ADMIN	OUT	G2	27880
		ADMIN	OUT	G2	DELTA
		ADMIN	OUT	G2x	27880
		CLIN	OUT	G0	27880
		CLIN	OUT	G1	27880
		CLIN	OUT	G1	DELTA
		CLIN	OUT	G1x	27880
C 3	27742	ADMIN	IN	G2	27880
		ADMIN	IN	G2	DELTA
		ADMIN	IN	G2x	27880
		ADMIN	OUT	G2	27880
		ADMIN	OUT	G2	DELTA
		ADMIN	OUT	G2x	27880
		CLIN	IN	G0	27880
		CLIN	IN	G1	DELTA
		CLIN	IN	G1x	27880
		CLIN	OUT	G0	27880
		CLIN	OUT	G1	27880
		CLIN	OUT	G1	DELTA
		CLIN	OUT	G1x	27880
		C 3	27745	ADMIN	OUT
ADMIN	OUT			G2	DELTA
ADMIN	OUT			G2x	27880
CLIN	OUT			G0	27880
CLIN	OUT			G1	27880
CLIN	OUT			G1	DELTA
CLIN	OUT			G1x	27880
C 3	27750	ADMIN	IN	G2	25605
		ADMIN	IN	G2	DELTA
		ADMIN	IN	G2x	25605
		ADMIN	OUT	G2	25605
		ADMIN	OUT	G2	DELTA
		ADMIN	OUT	G2x	25605
		CLIN	IN	G1	25605
		CLIN	IN	G1x	25605
		CLIN	OUT	G1	25605
		CLIN	OUT	G1x	25605
C 3	27752	ADMIN	IN	G2	25605
		ADMIN	IN	G2x	25605
		ADMIN	OUT	G2	25605
		ADMIN	OUT	G2x	25605

CPEP 3: Orthopaedic Surgery
Data Entry Log

CPEP	PROCCODE	CLINADM	SITE	TIMECAT	SERVREF
		CLIN	IN	G1	25605
		CLIN	IN	G1x	25605
		CLIN	OUT	G1	25605
		CLIN	OUT	G1	DELTA
		CLIN	OUT	G1x	25605
C 3	27756	ADMIN	OUT	G2	27880
		ADMIN	OUT	G2x	27880
		CLIN	OUT	G0	27880
		CLIN	OUT	G1	27880
		CLIN	OUT	G1	DELTA
		CLIN	OUT	G1x	27880
C 3	27758	ADMIN	OUT	G2	27880
		ADMIN	OUT	G2x	27880
		CLIN	OUT	G0	27880
		CLIN	OUT	G1	27880
		CLIN	OUT	G1	DELTA
		CLIN	OUT	G1x	27880
C 3	27759	ADMIN	OUT	G2	27880
		ADMIN	OUT	G2x	27880
		CLIN	OUT	G0	27880
		CLIN	OUT	G1	27880
		CLIN	OUT	G1	DELTA
		CLIN	OUT	G1x	27880
C 3	27760	ADMIN	IN	G2	25605
		ADMIN	IN	G2	DELTA
		ADMIN	IN	G2x	25605
		ADMIN	OUT	G2	25605
		ADMIN	OUT	G2	DELTA
		ADMIN	OUT	G2x	25605
		CLIN	IN	G1	25605
		CLIN	IN	G1x	25605
		CLIN	OUT	G1	25605
		CLIN	OUT	G1x	25605
C 3	27762	ADMIN	IN	G2	25605
		ADMIN	IN	G2x	25605
		ADMIN	OUT	G2	25605
		ADMIN	OUT	G2x	25605
		CLIN	IN	G1	25605
		CLIN	IN	G1x	25605
		CLIN	OUT	G1	25605
		CLIN	OUT	G1x	25605
C 3	27766	ADMIN	OUT	G2	27814
		ADMIN	OUT	G2	DELTA
		ADMIN	OUT	G2x	27814
		CLIN	OUT	G1	27814
		CLIN	OUT	G1	DELTA
		CLIN	OUT	G1x	27814
C 3	27780	ADMIN	IN	G2	25605
		ADMIN	IN	G2	DELTA
		ADMIN	IN	G2x	25605
		ADMIN	OUT	G2	25605
		ADMIN	OUT	G2	DELTA
		ADMIN	OUT	G2x	25605
		CLIN	IN	G1	25605
		CLIN	IN	G1x	25605
		CLIN	OUT	G1	25605
		CLIN	OUT	G1x	25605

CPEP 3: Orthopaedic Surgery
Data Entry Log

CPEP	PROCCODE	CLINADM	SITE	TIMECAT	SERVREF		
C 3	27781	ADMIN	IN	G2	25605		
		ADMIN	IN	G2	DELTA		
		ADMIN	IN	G2x	25605		
		ADMIN	OUT	G2	25605		
		ADMIN	OUT	G2	DELTA		
		ADMIN	OUT	G2x	25605		
		CLIN	IN	G1	25605		
		CLIN	IN	G1x	25605		
		CLIN	OUT	G1	25605		
C 3	27784	ADMIN	OUT	G2	27880		
		ADMIN	OUT	G2	DELTA		
		ADMIN	OUT	G2x	27880		
		CLIN	OUT	G0	27880		
		CLIN	OUT	G1	27880		
		CLIN	OUT	G1	DELTA		
		CLIN	OUT	G1x	27880		
		C 3	27786	ADMIN	IN	G2	25605
				ADMIN	IN	G2	DELTA
ADMIN	IN			G2x	25605		
ADMIN	OUT			G2	25605		
ADMIN	OUT			G2	DELTA		
ADMIN	OUT			G2x	25605		
CLIN	IN			G1	25605		
CLIN	IN			G1x	25605		
CLIN	OUT			G1	25605		
C 3	27788	ADMIN	IN	G2	25605		
		ADMIN	IN	G2	DELTA		
		ADMIN	IN	G2x	25605		
		ADMIN	OUT	G2	25605		
		ADMIN	OUT	G2	DELTA		
		ADMIN	OUT	G2x	25605		
		CLIN	IN	G1	25605		
		CLIN	IN	G1x	25605		
		CLIN	OUT	G1	25605		
C 3	27792	ADMIN	OUT	G2	27814		
		ADMIN	OUT	G2	DELTA		
		ADMIN	OUT	G2x	27814		
		CLIN	OUT	G1	27814		
		CLIN	OUT	G1	DELTA		
		CLIN	OUT	G1x	27814		
C 3	27808	ADMIN	IN	G2	25605		
		ADMIN	IN	G2x	25605		
		ADMIN	OUT	G2	25605		
		ADMIN	OUT	G2x	25605		
		CLIN	IN	G1	25605		
		CLIN	IN	G1x	25605		
		CLIN	OUT	G1	25605		
		CLIN	OUT	G1x	25605		
C 3	27810	ADMIN	IN	G2	25605		
		ADMIN	IN	G2x	25605		
		ADMIN	OUT	G2	25605		
		ADMIN	OUT	G2x	25605		
		CLIN	IN	G1	25605		
		CLIN	IN	G1x	25605		
		CLIN	OUT	G1	25605		
		CLIN	OUT	G1	DELTA		
		CLIN	OUT	G1x	25605		

CPEP 3: Orthopaedic Surgery
Data Entry Log

CPEP	PROCCODE	CLINADM	SITE	TIMECAT	SERVREF
C 3	27816	ADMIN	IN	G2	25605
		ADMIN	IN	G2x	25605
		ADMIN	OUT	G2	25605
		ADMIN	OUT	G2x	25605
		CLIN	IN	G1	25605
		CLIN	IN	G1x	25605
		CLIN	OUT	G1	25605
		CLIN	OUT	G1x	25605
C 3	27818	ADMIN	IN	G2	25605
		ADMIN	IN	G2x	25605
		ADMIN	OUT	G2	25605
		ADMIN	OUT	G2x	25605
		CLIN	IN	G1	25605
		CLIN	IN	G1x	25605
		CLIN	OUT	G1	25605
		CLIN	OUT	G1	DELTA
			G1x	25605	
C 3	27823	ADMIN	OUT	G2	27822
		ADMIN	OUT	G2x	27822
		CLIN	OUT	G1	27822
		CLIN	OUT	G1x	27822
C 3	27824	ADMIN	IN	G2	25605
		ADMIN	IN	G2x	25605
		ADMIN	OUT	G2	25605
		ADMIN	OUT	G2x	25605
		CLIN	IN	G1	25605
		CLIN	IN	G1x	25605
		CLIN	OUT	G1	25605
		CLIN	OUT	G1x	25605
C 3	27825	ADMIN	IN	G2	25605
		ADMIN	IN	G2x	25605
		ADMIN	OUT	G2	25605
		ADMIN	OUT	G2x	25605
		CLIN	IN	G1	25605
		CLIN	IN	G1x	25605
		CLIN	OUT	G1	25605
		CLIN	OUT	G1	DELTA
			G1x	25605	
C 3	27826	ADMIN	OUT	G2	27822
		ADMIN	OUT	G2x	27822
		CLIN	OUT	G1	27822
		CLIN	OUT	G1	DELTA
		CLIN	OUT	G1x	27822
C 3	27827	ADMIN	OUT	G2	27822
		ADMIN	OUT	G2x	27822
		CLIN	OUT	G1	27822
		CLIN	OUT	G1	DELTA
		CLIN	OUT	G1x	27822
C 3	27828	ADMIN	OUT	G2	27822
		ADMIN	OUT	G2x	27822
		CLIN	OUT	G1	27822
		CLIN	OUT	G1x	27822
C 3	27829	ADMIN	OUT	G2	27822
		ADMIN	OUT	G2	DELTA
		ADMIN	OUT	G2x	27822
		CLIN	OUT	G1	27822
		CLIN	OUT	G1	DELTA
			G1x	27822	

CPEP 3: Orthopaedic Surgery
Data Entry Log

CPEP	PROCCODE	CLINADM	SITE	TIMECAT	SERVREF
C 3	27830	ADMIN	IN	G2	25605
		ADMIN	IN	G2	DELTA
		ADMIN	IN	G2x	25605
		ADMIN	OUT	G2	25605
		ADMIN	OUT	G2	DELTA
		ADMIN	OUT	G2x	25605
		CLIN	IN	G1	25605
		CLIN	IN	G1x	25605
		CLIN	OUT	G1	25605
C 3	27831	ADMIN	OUT	G2	23655
		ADMIN	OUT	G2	DELTA
		ADMIN	OUT	G2x	23655
		CLIN	OUT	G1	23655
		CLIN	OUT	G1	DELTA
C 3	27832	ADMIN	OUT	G2	27880
		ADMIN	OUT	G2	DELTA
		ADMIN	OUT	G2x	27880
		CLIN	OUT	G0	27880
		CLIN	OUT	G1	27880
		CLIN	OUT	G1	DELTA
C 3	27840	ADMIN	OUT	G2	27814
		ADMIN	OUT	G2	DELTA
		ADMIN	OUT	G2x	27814
		CLIN	OUT	G1	27814
		CLIN	OUT	G1	DELTA
		CLIN	OUT	G1x	27814
C 3	27842	ADMIN	OUT	G2	23655
		ADMIN	OUT	G2x	23655
		CLIN	OUT	G1	23655
		CLIN	OUT	G1x	23655
C 3	27846	ADMIN	OUT	G2	27814
		ADMIN	OUT	G2x	27814
		CLIN	OUT	G1	27814
		CLIN	OUT	G1	DELTA
		CLIN	OUT	G1x	27814
C 3	27848	ADMIN	OUT	G2	27822
		ADMIN	OUT	G2	DELTA
		ADMIN	OUT	G2x	27822
		CLIN	OUT	G1	27822
		CLIN	OUT	G1	DELTA
		CLIN	OUT	G1x	27822
C 3	27860	ADMIN	OUT	G2	23655
		ADMIN	OUT	G2	DELTA
		ADMIN	OUT	G2x	23655
		CLIN	OUT	G0	28292
		CLIN	OUT	G1	23655
		CLIN	OUT	G1x	23655
C 3	27870	ADMIN	OUT	G2	27814
		ADMIN	OUT	G2x	27814
		CLIN	OUT	G0	29881
		CLIN	OUT	G1	27814
		CLIN	OUT	G1	DELTA
		CLIN	OUT	G1x	27814
C 3	27871	ADMIN	OUT	G2	27880
		ADMIN	OUT	G2	DELTA
		ADMIN	OUT	G2x	27880

CPEP 3: Orthopaedic Surgery
Data Entry Log

CPEP	PROCCODE	CLINADM	SITE	TIMECAT	SERVREF
		CLIN	OUT	G0	27880
		CLIN	OUT	G1	27880
		CLIN	OUT	G1	DELTA
		CLIN	OUT	G1x	27880
C 3	27881	ADMIN	OUT	G2	27880
		ADMIN	OUT	G2x	27880
		CLIN	OUT	G0	27880
		CLIN	OUT	G1	27880
		CLIN	OUT	G1x	27880
C 3	27882	ADMIN	OUT	G2	27880
		ADMIN	OUT	G2	DELTA
		ADMIN	OUT	G2x	27880
		CLIN	OUT	G0	27880
		CLIN	OUT	G1	27880
		CLIN	OUT	G1	DELTA
		CLIN	OUT	G1x	27880
C 3	27884	ADMIN	OUT	G2	27880
		ADMIN	OUT	G2x	27880
		CLIN	OUT	G0	27880
		CLIN	OUT	G1	27880
		CLIN	OUT	G1x	27880
C 3	27886	ADMIN	OUT	G2	27880
		ADMIN	OUT	G2x	27880
		CLIN	OUT	G0	27880
		CLIN	OUT	G1	27880
		CLIN	OUT	G1x	27880
C 3	27888	ADMIN	OUT	G2	27814
		ADMIN	OUT	G2x	27814
		CLIN	OUT	G0	29881
		CLIN	OUT	G1	27814
		CLIN	OUT	G1	DELTA
		CLIN	OUT	G1x	27814
C 3	27889	ADMIN	OUT	G2	27814
		ADMIN	OUT	G2x	27814
		CLIN	OUT	G0	29881
		CLIN	OUT	G1	27814
		CLIN	OUT	G1	DELTA
		CLIN	OUT	G1x	27814
C 3	27892	ADMIN	OUT	G2	27880
		ADMIN	OUT	G2	DELTA
		ADMIN	OUT	G2x	27880
		CLIN	OUT	G0	27880
		CLIN	OUT	G1	27880
		CLIN	OUT	G1x	27880
C 3	27893	ADMIN	OUT	G2	27880
		ADMIN	OUT	G2	DELTA
		ADMIN	OUT	G2x	27880
		CLIN	OUT	G0	27880
		CLIN	OUT	G1	27880
		CLIN	OUT	G1x	27880
C 3	27894	ADMIN	OUT	G2	27880
		ADMIN	OUT	G2	DELTA
		ADMIN	OUT	G2x	27880
		CLIN	OUT	G0	27880
		CLIN	OUT	G1	27880
		CLIN	OUT	G1x	27880

CPEP 3: Orthopaedic Surgery
Data Entry Log

CPEP	PROCCODE	CLINADM	SITE	TIMECAT	SERVREF
C 3	28001	ADMIN	IN	G2	28292
		ADMIN	IN	G2	DELTA
		ADMIN	IN	G2x	28292
		ADMIN	OUT	G2	28292
		ADMIN	OUT	G2	DELTA
		ADMIN	OUT	G2x	28292
		CLIN	IN	G0	28292
		CLIN	IN	G1	28292
		CLIN	IN	G1x	28292
		CLIN	OUT	G0	28292
		CLIN	OUT	G1	28292
		CLIN	OUT	G1	DELTA
		CLIN	OUT	G1x	28292
		C 3	28002	ADMIN	IN
ADMIN	IN			G2	DELTA
ADMIN	IN			G2x	28292
ADMIN	OUT			G2	28292
ADMIN	OUT			G2	DELTA
ADMIN	OUT			G2x	28292
CLIN	IN			G0	28292
CLIN	IN			G1	28292
CLIN	IN			G1x	28292
CLIN	OUT			G0	28292
CLIN	OUT			G1	28292
CLIN	OUT			G1	DELTA
CLIN	OUT			G1x	28292
C 3	28003			ADMIN	IN
		ADMIN	IN	G2	DELTA
		ADMIN	IN	G2x	28292
		ADMIN	OUT	G2	28292
		ADMIN	OUT	G2	DELTA
		ADMIN	OUT	G2x	28292
		CLIN	IN	G0	28292
		CLIN	IN	G1	28292
		CLIN	IN	G1x	28292
		CLIN	OUT	G0	28292
		CLIN	OUT	G1	28292
		CLIN	OUT	G1	DELTA
		CLIN	OUT	G1x	28292
		C 3	28005	ADMIN	OUT
ADMIN	OUT			G2	DELTA
ADMIN	OUT			G2x	28292
CLIN	OUT			G0	28292
CLIN	OUT			G1	28292
CLIN	OUT			G1	DELTA
CLIN	OUT			G1x	28292
C 3	28008			ADMIN	IN
		ADMIN	IN	G2	DELTA
		ADMIN	IN	G2x	28292
		ADMIN	OUT	G2	28292
		ADMIN	OUT	G2	DELTA
		ADMIN	OUT	G2x	28292
		CLIN	IN	G0	28292
		CLIN	IN	G1	28292
		CLIN	IN	G1x	28292
		CLIN	OUT	G0	28292
		CLIN	OUT	G1	28292
		CLIN	OUT	G1	DELTA
		CLIN	OUT	G1x	28292
		C 3	28010	ADMIN	IN
ADMIN	IN			G2	DELTA
ADMIN	IN			G2x	28292
ADMIN	OUT			G2	28292
ADMIN	OUT			G2	DELTA
ADMIN	OUT			G2x	28292

CPEP 4

CPEP 5

CPEP 6

CPEP 7

CPEP 8

CPEP 3: Orthopaedic Surgery
Data Entry Log

CPEP	PROCCODE	CLINADM	SITE	TIMECAT	SERVREF
		CLIN	IN	G0	28292
		CLIN	IN	G1	28292
		CLIN	IN	G1x	28292
		CLIN	OUT	G0	28292
		CLIN	OUT	G1	28292
		CLIN	OUT	G1x	28292
C 3	28011	ADMIN	IN	G2	28292
		ADMIN	IN	G2	DELTA
		ADMIN	IN	G2x	28292
		ADMIN	OUT	G2	28292
		ADMIN	OUT	G2	DELTA
		ADMIN	OUT	G2x	28292
		CLIN	IN	G0	28292
		CLIN	IN	G1	28292
		CLIN	IN	G1x	28292
		CLIN	OUT	G0	28292
		CLIN	OUT	G1	28292
		CLIN	OUT	G1x	28292
C 3	28020	ADMIN	IN	G2	28292
		ADMIN	IN	G2	DELTA
		ADMIN	IN	G2x	28292
		ADMIN	OUT	G2	28292
		ADMIN	OUT	G2	DELTA
		ADMIN	OUT	G2x	28292
		CLIN	IN	G0	28292
		CLIN	IN	G1	28292
		CLIN	IN	G1x	28292
		CLIN	OUT	G0	28292
		CLIN	OUT	G1	28292
		CLIN	OUT	G1x	28292
C 3	28022	ADMIN	IN	G2	28292
		ADMIN	IN	G2	DELTA
		ADMIN	IN	G2x	28292
		ADMIN	OUT	G2	28292
		ADMIN	OUT	G2	DELTA
		ADMIN	OUT	G2x	28292
		CLIN	IN	G0	28292
		CLIN	IN	G1	28292
		CLIN	IN	G1x	28292
		CLIN	OUT	G0	28292
		CLIN	OUT	G1	28292
		CLIN	OUT	G1x	28292
C 3	28024	ADMIN	IN	G2	28292
		ADMIN	IN	G2	DELTA
		ADMIN	IN	G2x	28292
		ADMIN	OUT	G2	28292
		ADMIN	OUT	G2	DELTA
		ADMIN	OUT	G2x	28292
		CLIN	IN	G0	28292
		CLIN	IN	G1	28292
		CLIN	IN	G1x	28292
		CLIN	OUT	G0	28292
		CLIN	OUT	G1	28292
		CLIN	OUT	G1x	28292
C 3	28035	ADMIN	IN	G2	28292
		ADMIN	IN	G2	DELTA
		ADMIN	IN	G2x	28292
		ADMIN	OUT	G2	28292
		ADMIN	OUT	G2	DELTA
		ADMIN	OUT	G2x	28292

CPEP 3: Orthopaedic Surgery
Data Entry Log

CPEP	PROCCODE	CLINADM	SITE	TIMECAT	SERVREF
		CLIN	IN	G0	28292
		CLIN	IN	G1	28292
		CLIN	IN	G1x	28292
		CLIN	OUT	G0	28292
		CLIN	OUT	G1	28292
		CLIN	OUT	G1x	28292
C 3	28043	ADMIN	IN	G2	28292
		ADMIN	IN	G2	DELTA
		ADMIN	IN	G2x	28292
		ADMIN	OUT	G2	28292
		ADMIN	OUT	G2	DELTA
		ADMIN	OUT	G2x	28292
		CLIN	IN	G0	28292
		CLIN	IN	G1	28292
		CLIN	IN	G1x	28292
		CLIN	OUT	G0	28292
		CLIN	OUT	G1	28292
		CLIN	OUT	G1x	28292
C 3	28045	ADMIN	IN	G2	28292
		ADMIN	IN	G2	DELTA
		ADMIN	IN	G2x	28292
		ADMIN	OUT	G2	28292
		ADMIN	OUT	G2	DELTA
		ADMIN	OUT	G2x	28292
		CLIN	IN	G0	28292
		CLIN	IN	G1	28292
		CLIN	IN	G1x	28292
		CLIN	OUT	G0	28292
		CLIN	OUT	G1	28292
		CLIN	OUT	G1x	28292
C 3	28046	ADMIN	IN	G2	28292
		ADMIN	IN	G2x	28292
		ADMIN	OUT	G2	28292
		ADMIN	OUT	G2x	28292
		CLIN	IN	G0	28292
		CLIN	IN	G1	28292
		CLIN	IN	G1x	28292
		CLIN	OUT	G0	28292
		CLIN	OUT	G1	28292
		CLIN	OUT	G1	DELTA
		CLIN	OUT	G1x	28292
C 3	28050	ADMIN	IN	G2	28292
		ADMIN	IN	G2	DELTA
		ADMIN	IN	G2x	28292
		ADMIN	OUT	G2	28292
		ADMIN	OUT	G2	DELTA
		ADMIN	OUT	G2x	28292
		CLIN	IN	G0	28292
		CLIN	IN	G1	28292
		CLIN	IN	G1x	28292
		CLIN	OUT	G0	28292
		CLIN	OUT	G1	28292
		CLIN	OUT	G1x	28292
C 3	28052	ADMIN	IN	G2	28292
		ADMIN	IN	G2	DELTA
		ADMIN	IN	G2x	28292
		ADMIN	OUT	G2	28292
		ADMIN	OUT	G2	DELTA
		ADMIN	OUT	G2x	28292
		CLIN	IN	G0	28292
		CLIN	IN	G1	28292
		CLIN	IN	G1x	28292
		CLIN	OUT	G0	28292
		CLIN	OUT	G1	28292
		CLIN	OUT	G1x	28292

CPEP 4

CPEP 5

CPEP 6

CPEP 7

CPEP 8

CPEP 3: Orthopaedic Surgery
Data Entry Log

CPEP	PROCCODE	CLINADM	SITE	TIMECAT	SERVREF
C 3	28054	ADMIN	IN	G2	28292
		ADMIN	IN	G2	DELTA
		ADMIN	IN	G2x	28292
		ADMIN	OUT	G2	28292
		ADMIN	OUT	G2	DELTA
		ADMIN	OUT	G2x	28292
		CLIN	IN	G0	28292
		CLIN	IN	G1	28292
		CLIN	IN	G1x	28292
		CLIN	OUT	G0	28292
		CLIN	OUT	G1	28292
		CLIN	OUT	G1x	28292
		C 3	28060	ADMIN	IN
ADMIN	IN			G2	DELTA
ADMIN	IN			G2x	28292
ADMIN	OUT			G2	28292
ADMIN	OUT			G2	DELTA
ADMIN	OUT			G2x	28292
CLIN	IN			G0	28292
CLIN	IN			G1	28292
CLIN	IN			G1x	28292
CLIN	OUT			G0	28292
CLIN	OUT			G1	28292
CLIN	OUT			G1x	28292
C 3	28062			ADMIN	IN
		ADMIN	IN	G2	DELTA
		ADMIN	IN	G2x	28292
		ADMIN	OUT	G2	28292
		ADMIN	OUT	G2	DELTA
		ADMIN	OUT	G2x	28292
		CLIN	IN	G0	28292
		CLIN	IN	G1	28292
		CLIN	IN	G1x	28292
		CLIN	OUT	G0	28292
		CLIN	OUT	G1	28292
		CLIN	OUT	G1x	28292
		C 3	28070	ADMIN	IN
ADMIN	IN			G2	DELTA
ADMIN	IN			G2x	28292
ADMIN	OUT			G2	28292
ADMIN	OUT			G2	DELTA
ADMIN	OUT			G2x	28292
CLIN	IN			G0	28292
CLIN	IN			G1	28292
CLIN	IN			G1x	28292
CLIN	OUT			G0	28292
CLIN	OUT			G1	28292
CLIN	OUT			G1x	28292
C 3	28072			ADMIN	IN
		ADMIN	IN	G2	DELTA
		ADMIN	IN	G2x	28292
		ADMIN	OUT	G2	28292
		ADMIN	OUT	G2	DELTA
		ADMIN	OUT	G2x	28292
		CLIN	IN	G0	28292
		CLIN	IN	G1	28292
		CLIN	IN	G1x	28292
		CLIN	OUT	G0	28292
		CLIN	OUT	G1	28292
		CLIN	OUT	G1x	28292

CPEP 3: Orthopaedic Surgery
Data Entry Log

CPEP	PROCCODE	CLINADM	SITE	TIMECAT	SERVREF
C 3	28080	ADMIN	IN	G2	28292
		ADMIN	IN	G2	DELTA
		ADMIN	IN	G2x	28292
		ADMIN	OUT	G2	28292
		ADMIN	OUT	G2	DELTA
		ADMIN	OUT	G2x	28292
		CLIN	IN	G0	28292
		CLIN	IN	G1	28292
		CLIN	IN	G1x	28292
		CLIN	OUT	G0	28292
		CLIN	OUT	G1	28292
		CLIN	OUT	G1x	28292
		C 3	28086	ADMIN	IN
ADMIN	IN			G2	DELTA
ADMIN	IN			G2x	28292
ADMIN	OUT			G2	28292
ADMIN	OUT			G2	DELTA
ADMIN	OUT			G2x	28292
CLIN	IN			G0	28292
CLIN	IN			G1	28292
CLIN	IN			G1x	28292
CLIN	OUT			G0	28292
CLIN	OUT			G1	28292
CLIN	OUT			G1x	28292
C 3	28088			ADMIN	IN
		ADMIN	IN	G2	DELTA
		ADMIN	IN	G2x	28292
		ADMIN	OUT	G2	28292
		ADMIN	OUT	G2	DELTA
		ADMIN	OUT	G2x	28292
		CLIN	IN	G0	28292
		CLIN	IN	G1	28292
		CLIN	IN	G1x	28292
		CLIN	OUT	G0	28292
		CLIN	OUT	G1	28292
		CLIN	OUT	G1x	28292
		C 3	28090	ADMIN	IN
ADMIN	IN			G2	DELTA
ADMIN	IN			G2x	28292
ADMIN	OUT			G2	28292
ADMIN	OUT			G2	DELTA
ADMIN	OUT			G2x	28292
CLIN	IN			G0	28292
CLIN	IN			G1	28292
CLIN	IN			G1x	28292
CLIN	OUT			G0	28292
CLIN	OUT			G1	28292
CLIN	OUT			G1x	28292
C 3	28092			ADMIN	IN
		ADMIN	IN	G2	DELTA
		ADMIN	IN	G2x	28292
		ADMIN	OUT	G2	28292
		ADMIN	OUT	G2	DELTA
		ADMIN	OUT	G2x	28292
		CLIN	IN	G0	28292
		CLIN	IN	G1	28292
		CLIN	IN	G1x	28292
		CLIN	OUT	G0	28292
		CLIN	OUT	G1	28292
		CLIN	OUT	G1x	28292

CPEP 3: Orthopaedic Surgery
Data Entry Log

CPEP	PROCCODE	CLINADM	SITE	TIMECAT	SERVREF
C 3	28100	ADMIN	IN	G2	28292
		ADMIN	IN	G2	DELTA
		ADMIN	IN	G2x	28292
		ADMIN	OUT	G2	28292
		ADMIN	OUT	G2	DELTA
		ADMIN	OUT	G2x	28292
		CLIN	IN	G0	28292
		CLIN	IN	G1	28292
		CLIN	IN	G1x	28292
		CLIN	OUT	G0	28292
		CLIN	OUT	G1	28292
		CLIN	OUT	G1	DELTA
		CLIN	OUT	G1x	28292
		C 3	28102	ADMIN	OUT
ADMIN	OUT			G2	DELTA
ADMIN	OUT			G2x	28292
CLIN	OUT			G0	28292
CLIN	OUT			G1	28292
CLIN	OUT			G1	DELTA
CLIN	OUT			G1x	28292
C 3	28103	ADMIN	IN	G2	28292
		ADMIN	IN	G2	DELTA
		ADMIN	IN	G2x	28292
		ADMIN	OUT	G2	28292
		ADMIN	OUT	G2	DELTA
		ADMIN	OUT	G2x	28292
		CLIN	IN	G0	28292
		CLIN	IN	G1	28292
		CLIN	IN	G1x	28292
		CLIN	OUT	G0	28292
		CLIN	OUT	G1	28292
		CLIN	OUT	G1	DELTA
C 3	28104	ADMIN	IN	G2	28292
		ADMIN	IN	G2	DELTA
		ADMIN	IN	G2x	28292
		ADMIN	OUT	G2	28292
		ADMIN	OUT	G2	DELTA
		ADMIN	OUT	G2x	28292
		CLIN	IN	G0	28292
		CLIN	IN	G1	28292
		CLIN	IN	G1x	28292
		CLIN	OUT	G0	28292
		CLIN	OUT	G0	28292
		CLIN	OUT	G1	28292
		CLIN	OUT	G1	DELTA
CLIN	OUT	G1x	28292		
C 3	28106	ADMIN	OUT	G2	28292
		ADMIN	OUT	G2	DELTA
		ADMIN	OUT	G2x	28292
		CLIN	OUT	G0	28292
		CLIN	OUT	G1	28292
		CLIN	OUT	G1	DELTA
		CLIN	OUT	G1x	28292
C 3	28107	ADMIN	IN	G2	28292
		ADMIN	IN	G2	DELTA
		ADMIN	IN	G2x	28292
		ADMIN	OUT	G2	28292
		ADMIN	OUT	G2	DELTA
		ADMIN	OUT	G2x	28292

CPEP 3: Orthopaedic Surgery
Data Entry Log

CPEP	PROCCODE	CLINADM	SITE	TIMECAT	SERVREF
		CLIN	IN	G0	28292
		CLIN	IN	G1	28292
		CLIN	IN	G1x	28292
		CLIN	OUT	G0	28292
		CLIN	OUT	G1	28292
		CLIN	OUT	G1	DELTA
		CLIN	OUT	G1x	28292
C 3	28108	ADMIN	IN	G2	28292
		ADMIN	IN	G2	DELTA
		ADMIN	IN	G2x	28292
		ADMIN	OUT	G2	28292
		ADMIN	OUT	G2	DELTA
		ADMIN	OUT	G2x	28292
		CLIN	IN	G0	28292
		CLIN	IN	G1	28292
		CLIN	IN	G1x	28292
		CLIN	OUT	G0	28292
		CLIN	OUT	G1	28292
		CLIN	OUT	G1x	28292
C 3	28110	ADMIN	IN	G2	28292
		ADMIN	IN	G2x	28292
		ADMIN	OUT	G2	28292
		ADMIN	OUT	G2x	28292
		CLIN	IN	G0	28292
		CLIN	IN	G1	28292
		CLIN	IN	G1x	28292
		CLIN	OUT	G0	28292
		CLIN	OUT	G1	28292
		CLIN	OUT	G1x	28292
C 3	28111	ADMIN	IN	G2	28292
		ADMIN	IN	G2x	28292
		ADMIN	OUT	G2	28292
		ADMIN	OUT	G2x	28292
		CLIN	IN	G0	28292
		CLIN	IN	G1	28292
		CLIN	IN	G1x	28292
		CLIN	OUT	G0	28292
		CLIN	OUT	G1	28292
		CLIN	OUT	G1x	28292
C 3	28112	ADMIN	IN	G2	28292
		ADMIN	IN	G2x	28292
		ADMIN	OUT	G2	28292
		ADMIN	OUT	G2x	28292
		CLIN	IN	G0	28292
		CLIN	IN	G1	28292
		CLIN	IN	G1x	28292
		CLIN	OUT	G0	28292
		CLIN	OUT	G1	28292
		CLIN	OUT	G1x	28292
C 3	28113	ADMIN	IN	G2	28292
		ADMIN	IN	G2x	28292
		ADMIN	OUT	G2	28292
		ADMIN	OUT	G2x	28292
		CLIN	IN	G0	28292
		CLIN	IN	G1	28292
		CLIN	IN	G1x	28292
		CLIN	OUT	G0	28292
		CLIN	OUT	G1	28292
		CLIN	OUT	G1x	28292

CPEP 3: Orthopaedic Surgery
Data Entry Log

CPEP	PROCCODE	CLINADM	SITE	TIMECAT	SERVREF		
C 3	28114	ADMIN	IN	G2	28292		
		ADMIN	IN	G2	DELTA		
		ADMIN	IN	G2x	28292		
		ADMIN	OUT	G2	28292		
		ADMIN	OUT	G2	DELTA		
		ADMIN	OUT	G2x	28292		
		CLIN	IN	G0	28292		
		CLIN	IN	G1	28292		
		CLIN	IN	G1x	28292		
		CLIN	OUT	G0	28292		
		CLIN	OUT	G1	28292		
		CLIN	OUT	G1	DELTA		
		CLIN	OUT	G1x	28292		
		C 3	28116	ADMIN	IN	G2	28292
ADMIN	IN			G2	DELTA		
ADMIN	IN			G2x	28292		
ADMIN	OUT			G2	28292		
ADMIN	OUT			G2	DELTA		
ADMIN	OUT			G2x	28292		
CLIN	IN			G0	28292		
CLIN	IN			G1	28292		
CLIN	IN			G1x	28292		
CLIN	OUT			G0	28292		
CLIN	OUT			G1	28292		
CLIN	OUT			G1	DELTA		
CLIN	OUT			G1x	28292		
C 3	28118			ADMIN	IN	G2	28292
		ADMIN	IN	G2	DELTA		
		ADMIN	IN	G2x	28292		
		ADMIN	OUT	G2	28292		
		ADMIN	OUT	G2	DELTA		
		ADMIN	OUT	G2x	28292		
		CLIN	IN	G0	28292		
		CLIN	IN	G1	28292		
		CLIN	IN	G1x	28292		
		CLIN	OUT	G0	28292		
		CLIN	OUT	G1	28292		
		CLIN	OUT	G1x	28292		
		C 3	28119	ADMIN	IN	G2	28292
				ADMIN	IN	G2	DELTA
ADMIN	IN			G2x	28292		
ADMIN	OUT			G2	28292		
ADMIN	OUT			G2	DELTA		
ADMIN	OUT			G2x	28292		
CLIN	IN			G0	28292		
CLIN	IN			G1	28292		
CLIN	IN			G1x	28292		
CLIN	OUT			G0	28292		
CLIN	OUT			G1	28292		
CLIN	OUT			G1x	28292		
C 3	28120			ADMIN	IN	G2	28292
				ADMIN	IN	G2	DELTA
		ADMIN	IN	G2x	28292		
		ADMIN	OUT	G2	28292		
		ADMIN	OUT	G2	DELTA		
		ADMIN	OUT	G2x	28292		
		CLIN	IN	G0	28292		
		CLIN	IN	G1	28292		
		CLIN	IN	G1x	28292		
		CLIN	OUT	G0	28292		
		CLIN	OUT	G1	28292		
		CLIN	OUT	G1	DELTA		
		CLIN	OUT	G1x	28292		

CPEP 3: Orthopaedic Surgery
Data Entry Log

CPEP	PROCCODE	CLINADM	SITE	TIMECAT	SERVREF
C 3	28122	ADMIN	IN	G2	28292
		ADMIN	IN	G2	DELTA
		ADMIN	IN	G2x	28292
		ADMIN	OUT	G2	28292
		ADMIN	OUT	G2	DELTA
		ADMIN	OUT	G2x	28292
		CLIN	IN	G0	28292
		CLIN	IN	G1	28292
		CLIN	IN	G1x	28292
		CLIN	OUT	G0	28292
		CLIN	OUT	G1	28292
		CLIN	OUT	G1	DELTA
		CLIN	OUT	G1x	28292
		C 3	28124	ADMIN	IN
ADMIN	IN			G2	DELTA
ADMIN	IN			G2x	28292
ADMIN	OUT			G2	28292
ADMIN	OUT			G2	DELTA
ADMIN	OUT			G2x	28292
CLIN	IN			G0	28292
CLIN	IN			G1	28292
CLIN	IN			G1x	28292
CLIN	OUT			G0	28292
CLIN	OUT			G1	28292
CLIN	OUT			G1	DELTA
CLIN	OUT			G1x	28292
C 3	28126			ADMIN	IN
		ADMIN	IN	G2x	28292
		ADMIN	OUT	G2	28292
		ADMIN	OUT	G2x	28292
		CLIN	IN	G0	28292
		CLIN	IN	G1	28292
		CLIN	IN	G1x	28292
		CLIN	OUT	G0	28292
		CLIN	OUT	G1	28292
		CLIN	OUT	G1x	28292
C 3	28130	ADMIN	OUT	G2	27814
		ADMIN	OUT	G2	DELTA
		ADMIN	OUT	G2x	27814
		CLIN	OUT	G0	29881
		CLIN	OUT	G1	27814
		CLIN	OUT	G1	DELTA
		CLIN	OUT	G1x	27814
C 3	28140	ADMIN	IN	G2	28292
		ADMIN	IN	G2	DELTA
		ADMIN	IN	G2x	28292
		ADMIN	OUT	G2	28292
		ADMIN	OUT	G2	DELTA
		ADMIN	OUT	G2x	28292
		CLIN	IN	G0	28292
		CLIN	IN	G1	28292
		CLIN	IN	G1x	28292
		CLIN	OUT	G0	28292
		CLIN	OUT	G1	28292
		CLIN	OUT	G1	DELTA
		CLIN	OUT	G1x	28292
C 3	28150	ADMIN	IN	G2	28292
		ADMIN	IN	G2x	28292
		ADMIN	OUT	G2	28292
		ADMIN	OUT	G2x	28292

CPEP 4
CPEP 5
CPEP 6
CPEP 7
CPEP 8

CPEP 3: Orthopaedic Surgery
Data Entry Log

CPEP	PROCCODE	CLINADM	SITE	TIMECAT	SERVREF
		CLIN	IN	G0	28292
		CLIN	IN	G1	28292
		CLIN	IN	G1x	28292
		CLIN	OUT	G0	28292
		CLIN	OUT	G1	28292
		CLIN	OUT	G1x	28292
C 3	28153	ADMIN	IN	G2	28292
		ADMIN	IN	G2x	28292
		ADMIN	OUT	G2	28292
		ADMIN	OUT	G2x	28292
		CLIN	IN	G0	28292
		CLIN	IN	G1	28292
		CLIN	IN	G1x	28292
		CLIN	OUT	G0	28292
		CLIN	OUT	G1	28292
		CLIN	OUT	G1x	28292
C 3	28160	ADMIN	IN	G2	28292
		ADMIN	IN	G2x	28292
		ADMIN	OUT	G2	28292
		ADMIN	OUT	G2x	28292
		CLIN	IN	G0	28292
		CLIN	IN	G1	28292
		CLIN	IN	G1x	28292
		CLIN	OUT	G0	28292
		CLIN	OUT	G1	28292
		CLIN	OUT	G1x	28292
C 3	28171	ADMIN	OUT	G2	28292
		ADMIN	OUT	G2x	28292
		CLIN	OUT	G0	28292
		CLIN	OUT	G1	28292
		CLIN	OUT	G1	DELTA
		CLIN	OUT	G1x	28292
C 3	28173	ADMIN	IN	G2	28292
		ADMIN	IN	G2x	28292
		ADMIN	OUT	G2	28292
		ADMIN	OUT	G2x	28292
		CLIN	IN	G0	28292
		CLIN	IN	G1	28292
		CLIN	IN	G1x	28292
		CLIN	OUT	G0	28292
		CLIN	OUT	G1	28292
		CLIN	OUT	G1	DELTA
		CLIN	OUT	G1x	28292
C 3	28175	ADMIN	IN	G2	28292
		ADMIN	IN	G2x	28292
		ADMIN	OUT	G2	28292
		ADMIN	OUT	G2x	28292
		CLIN	IN	G0	28292
		CLIN	IN	G1	28292
		CLIN	IN	G1x	28292
		CLIN	OUT	G0	28292
		CLIN	OUT	G1	28292
		CLIN	OUT	G1x	28292
C 3	28190	ADMIN	IN	G2	28292
		ADMIN	IN	G2	DELTA
		ADMIN	IN	G2x	28292
		ADMIN	OUT	G2	28292
		ADMIN	OUT	G2	DELTA
		ADMIN	OUT	G2x	28292

CPEP 3: Orthopaedic Surgery
Data Entry Log

CPEP	PROCCODE	CLINADM	SITE	TIMECAT	SERVREF
		CLIN	IN	G0	28292
		CLIN	IN	G1	28292
		CLIN	IN	G1x	28292
		CLIN	OUT	G0	28292
		CLIN	OUT	G1	28292
		CLIN	OUT	G1x	28292
C 3	28192	ADMIN	IN	G2	28292
		ADMIN	IN	G2	DELTA
		ADMIN	IN	G2x	28292
		ADMIN	OUT	G2	28292
		ADMIN	OUT	G2	DELTA
		ADMIN	OUT	G2x	28292
		CLIN	IN	G0	28292
		CLIN	IN	G1	28292
		CLIN	IN	G1x	28292
		CLIN	OUT	G0	28292
		CLIN	OUT	G1	28292
		CLIN	OUT	G1x	28292
C 3	28193	ADMIN	IN	G2	28292
		ADMIN	IN	G2	DELTA
		ADMIN	IN	G2x	28292
		ADMIN	OUT	G2	28292
		ADMIN	OUT	G2	DELTA
		ADMIN	OUT	G2x	28292
		CLIN	IN	G0	28292
		CLIN	IN	G1	28292
		CLIN	IN	G1x	28292
		CLIN	OUT	G0	28292
		CLIN	OUT	G1	28292
		CLIN	OUT	G1	DELTA
		CLIN	OUT	G1x	28292
C 3	28200	ADMIN	IN	G2	28292
		ADMIN	IN	G2	DELTA
		ADMIN	IN	G2x	28292
		ADMIN	OUT	G2	28292
		ADMIN	OUT	G2	DELTA
		ADMIN	OUT	G2x	28292
		CLIN	IN	G0	28292
		CLIN	IN	G1	28292
		CLIN	IN	G1x	28292
		CLIN	OUT	G0	28292
		CLIN	OUT	G1	28292
		CLIN	OUT	G1	DELTA
		CLIN	OUT	G1x	28292
C 3	28202	ADMIN	IN	G2	28292
		ADMIN	IN	G2	DELTA
		ADMIN	IN	G2x	28292
		ADMIN	OUT	G2	28292
		ADMIN	OUT	G2	DELTA
		ADMIN	OUT	G2x	28292
		CLIN	IN	G0	28292
		CLIN	IN	G1	28292
		CLIN	IN	G1x	28292
		CLIN	OUT	G0	28292
		CLIN	OUT	G1	28292
		CLIN	OUT	G1	DELTA
		CLIN	OUT	G1x	28292
C 3	28208	ADMIN	IN	G2	28292
		ADMIN	IN	G2	DELTA
		ADMIN	IN	G2x	28292
		ADMIN	OUT	G2	28292
		ADMIN	OUT	G2	DELTA
		ADMIN	OUT	G2x	28292

CPEP 4
CPEP 5
CPEP 6
CPEP 7
CPEP 8

CPEP 3: Orthopaedic Surgery
Data Entry Log

CPEP	PROCCODE	CLINADM	SITE	TIMECAT	SERVREF
		CLIN	IN	G0	28292
		CLIN	IN	G1	28292
		CLIN	IN	G1x	28292
		CLIN	OUT	G0	28292
		CLIN	OUT	G1	28292
		CLIN	OUT	G1x	28292
C 3	28210	ADMIN	IN	G2	28292
		ADMIN	IN	G2	DELTA
		ADMIN	IN	G2x	28292
		ADMIN	OUT	G2	28292
		ADMIN	OUT	G2	DELTA
		ADMIN	OUT	G2x	28292
		CLIN	IN	G0	28292
		CLIN	IN	G1	28292
		CLIN	IN	G1x	28292
		CLIN	OUT	G0	28292
		CLIN	OUT	G1	28292
		CLIN	OUT	G1x	28292
C 3	28220	ADMIN	IN	G2	28292
		ADMIN	IN	G2	DELTA
		ADMIN	IN	G2x	28292
		ADMIN	OUT	G2	28292
		ADMIN	OUT	G2	DELTA
		ADMIN	OUT	G2x	28292
		CLIN	IN	G0	28292
		CLIN	IN	G1	28292
		CLIN	IN	G1x	28292
		CLIN	OUT	G0	28292
		CLIN	OUT	G1	28292
		CLIN	OUT	G1x	28292
C 3	28222	ADMIN	IN	G2	28292
		ADMIN	IN	G2	DELTA
		ADMIN	IN	G2x	28292
		ADMIN	OUT	G2	28292
		ADMIN	OUT	G2	DELTA
		ADMIN	OUT	G2x	28292
		CLIN	IN	G0	28292
		CLIN	IN	G1	28292
		CLIN	IN	G1x	28292
		CLIN	OUT	G0	28292
		CLIN	OUT	G1	28292
		CLIN	OUT	G1x	28292
C 3	28225	ADMIN	IN	G2	28292
		ADMIN	IN	G2	DELTA
		ADMIN	IN	G2x	28292
		ADMIN	OUT	G2	28292
		ADMIN	OUT	G2	DELTA
		ADMIN	OUT	G2x	28292
		CLIN	IN	G0	28292
		CLIN	IN	G1	28292
		CLIN	IN	G1x	28292
		CLIN	OUT	G0	28292
		CLIN	OUT	G1	28292
		CLIN	OUT	G1x	28292
C 3	28226	ADMIN	IN	G2	28292
		ADMIN	IN	G2	DELTA
		ADMIN	IN	G2x	28292
		ADMIN	OUT	G2	28292
		ADMIN	OUT	G2	DELTA
		ADMIN	OUT	G2x	28292

CPEP 3: Orthopaedic Surgery
Data Entry Log

CPEP	PROCCODE	CLINADM	SITE	TIMECAT	SERVREF
		CLIN	IN	G0	28292
		CLIN	IN	G1	28292
		CLIN	IN	G1x	28292
		CLIN	OUT	G0	28292
		CLIN	OUT	G1	28292
		CLIN	OUT	G1x	28292
C 3	28230	ADMIN	IN	G2	28292
		ADMIN	IN	G2	DELTA
		ADMIN	IN	G2x	28292
		ADMIN	OUT	G2	28292
		ADMIN	OUT	G2	DELTA
		ADMIN	OUT	G2x	28292
		CLIN	IN	G0	28292
		CLIN	IN	G1	28292
		CLIN	IN	G1x	28292
		CLIN	OUT	G0	28292
		CLIN	OUT	G1	28292
		CLIN	OUT	G1x	28292
C 3	28232	ADMIN	IN	G2	28292
		ADMIN	IN	G2	DELTA
		ADMIN	IN	G2x	28292
		ADMIN	OUT	G2	28292
		ADMIN	OUT	G2	DELTA
		ADMIN	OUT	G2x	28292
		CLIN	IN	G0	28292
		CLIN	IN	G1	28292
		CLIN	IN	G1x	28292
		CLIN	OUT	G0	28292
		CLIN	OUT	G1	28292
		CLIN	OUT	G1x	28292
C 3	28234	ADMIN	IN	G2	28292
		ADMIN	IN	G2	DELTA
		ADMIN	IN	G2x	28292
		ADMIN	OUT	G2	28292
		ADMIN	OUT	G2	DELTA
		ADMIN	OUT	G2x	28292
		CLIN	IN	G0	28292
		CLIN	IN	G1	28292
		CLIN	IN	G1x	28292
		CLIN	OUT	G0	28292
		CLIN	OUT	G1	28292
		CLIN	OUT	G1x	28292
C 3	28236	ADMIN	OUT	G2	28292
		ADMIN	OUT	G2	DELTA
		ADMIN	OUT	G2x	28292
		CLIN	OUT	G0	28292
		CLIN	OUT	G1	28292
		CLIN	OUT	G1	DELTA
		CLIN	OUT	G1x	28292
C 3	28238	ADMIN	IN	G2	28292
		ADMIN	IN	G2	DELTA
		ADMIN	IN	G2x	28292
		ADMIN	OUT	G2	28292
		ADMIN	OUT	G2	DELTA
		ADMIN	OUT	G2x	28292
		CLIN	IN	G0	28292
		CLIN	IN	G1	28292
		CLIN	IN	G1x	28292
		CLIN	OUT	G0	28292
		CLIN	OUT	G1	28292
		CLIN	OUT	G1	DELTA
		CLIN	OUT	G1x	28292

CPEP 3: Orthopaedic Surgery
Data Entry Log

CPEP	PROCCODE	CLINADM	SITE	TIMECAT	SERVREF
C 3	28240	ADMIN	IN	G2	28292
		ADMIN	IN	G2	DELTA
		ADMIN	IN	G2x	28292
		ADMIN	OUT	G2	28292
		ADMIN	OUT	G2	DELTA
		ADMIN	OUT	G2x	28292
		CLIN	IN	G0	28292
		CLIN	IN	G1	28292
		CLIN	IN	G1x	28292
		CLIN	OUT	G0	28292
		CLIN	OUT	G1	28292
		CLIN	OUT	G1x	28292
C 3	28250	ADMIN	IN	G2	28292
		ADMIN	IN	G2	DELTA
		ADMIN	IN	G2x	28292
		ADMIN	OUT	G2	28292
		ADMIN	OUT	G2	DELTA
		ADMIN	OUT	G2x	28292
		CLIN	IN	G0	28292
		CLIN	IN	G1	28292
		CLIN	IN	G1x	28292
		CLIN	OUT	G0	28292
		CLIN	OUT	G1	28292
		CLIN	OUT	G1x	28292
C 3	28260	ADMIN	IN	G2	28292
		ADMIN	IN	G2	DELTA
		ADMIN	IN	G2x	28292
		ADMIN	OUT	G2	28292
		ADMIN	OUT	G2	DELTA
		ADMIN	OUT	G2x	28292
		CLIN	IN	G0	28292
		CLIN	IN	G1	28292
		CLIN	IN	G1x	28292
		CLIN	OUT	G0	28292
		CLIN	OUT	G1	28292
		CLIN	OUT	G1x	28292
C 3	28261	ADMIN	IN	G2	28292
		ADMIN	IN	G2	DELTA
		ADMIN	IN	G2x	28292
		ADMIN	OUT	G2	28292
		ADMIN	OUT	G2	DELTA
		ADMIN	OUT	G2x	28292
		CLIN	IN	G0	28292
		CLIN	IN	G1	28292
		CLIN	IN	G1x	28292
		CLIN	OUT	G0	28292
		CLIN	OUT	G1	28292
		CLIN	OUT	G1x	28292
C 3	28262	ADMIN	IN	G2	28292
		ADMIN	IN	G2x	28292
		ADMIN	OUT	G2	28292
		ADMIN	OUT	G2x	28292
		CLIN	IN	G0	28292
		CLIN	IN	G1	28292
		CLIN	IN	G1x	28292
		CLIN	OUT	G0	28292
		CLIN	OUT	G1	28292
		CLIN	OUT	G1	DELTA
		CLIN	OUT	G1x	28292
		C 3	28264	ADMIN	IN
ADMIN	IN			G2x	28292
ADMIN	OUT			G2	28292
ADMIN	OUT			G2x	28292

CPEP 3: Orthopaedic Surgery
Data Entry Log

CPEP	PROCCODE	CLINADM	SITE	TIMECAT	SERVREF
		CLIN	IN	G0	28292
		CLIN	IN	G1	28292
		CLIN	IN	G1x	28292
		CLIN	OUT	G0	28292
		CLIN	OUT	G1	28292
		CLIN	OUT	G1	DELTA
		CLIN	OUT	G1x	28292
C 3	28270	ADMIN	IN	G2	28292
		ADMIN	IN	G2x	28292
		ADMIN	OUT	G2	28292
		ADMIN	OUT	G2x	28292
		CLIN	IN	G0	28292
		CLIN	IN	G1	28292
		CLIN	IN	G1x	28292
		CLIN	OUT	G0	28292
		CLIN	OUT	G1	28292
		CLIN	OUT	G1x	28292
C 3	28272	ADMIN	IN	G2	28292
		ADMIN	IN	G2	DELTA
		ADMIN	IN	G2x	28292
		ADMIN	OUT	G2	28292
		ADMIN	OUT	G2	DELTA
		ADMIN	OUT	G2x	28292
		CLIN	IN	G0	28292
		CLIN	IN	G1	28292
		CLIN	IN	G1x	28292
		CLIN	OUT	G0	28292
		CLIN	OUT	G1	28292
		CLIN	OUT	G1x	28292
C 3	28280	ADMIN	IN	G2	28292
		ADMIN	IN	G2	DELTA
		ADMIN	IN	G2x	28292
		ADMIN	OUT	G2	28292
		ADMIN	OUT	G2	DELTA
		ADMIN	OUT	G2x	28292
		CLIN	IN	G0	28292
		CLIN	IN	G1	28292
		CLIN	IN	G1x	28292
		CLIN	OUT	G0	28292
		CLIN	OUT	G1	28292
		CLIN	OUT	G1x	28292
C 3	28285	ADMIN	IN	G2	28292
		ADMIN	IN	G2x	28292
		ADMIN	OUT	G2	28292
		ADMIN	OUT	G2x	28292
		CLIN	IN	G0	28292
		CLIN	IN	G1	28292
		CLIN	IN	G1x	28292
		CLIN	OUT	G0	28292
		CLIN	OUT	G1	28292
		CLIN	OUT	G1x	28292
C 3	28286	ADMIN	IN	G2	28292
		ADMIN	IN	G2x	28292
		ADMIN	OUT	G2	28292
		ADMIN	OUT	G2x	28292
		CLIN	IN	G0	28292
		CLIN	IN	G1	28292
		CLIN	IN	G1x	28292
		CLIN	OUT	G0	28292
		CLIN	OUT	G1	28292
		CLIN	OUT	G1x	28292

CPEP 3: Orthopaedic Surgery
Data Entry Log

CPEP	PROCCODE	CLINADM	SITE	TIMECAT	SERVREF
C 3	28288	ADMIN	IN	G2	28292
		ADMIN	IN	G2x	28292
		ADMIN	OUT	G2	28292
		ADMIN	OUT	G2x	28292
		CLIN	IN	G0	28292
		CLIN	IN	G1	28292
		CLIN	IN	G1x	28292
		CLIN	OUT	G0	28292
		CLIN	OUT	G1	28292
		CLIN	OUT	G1x	28292
C 3	28290	ADMIN	IN	G2	28292
		ADMIN	IN	G2x	28292
		ADMIN	OUT	G2	28292
		ADMIN	OUT	G2x	28292
		CLIN	IN	G0	28292
		CLIN	IN	G1	28292
		CLIN	IN	G1x	28292
		CLIN	OUT	G0	28292
		CLIN	OUT	G1	28292
		CLIN	OUT	G1x	28292
C 3	28293	ADMIN	IN	G2	28292
		ADMIN	IN	G2x	28292
		ADMIN	OUT	G2	28292
		ADMIN	OUT	G2x	28292
		CLIN	IN	G0	28292
		CLIN	IN	G1	28292
		CLIN	IN	G1x	28292
		CLIN	OUT	G0	28292
		CLIN	OUT	G1	28292
		CLIN	OUT	G1x	28292
C 3	28294	ADMIN	IN	G2	28292
		ADMIN	IN	G2x	28292
		ADMIN	OUT	G2	28292
		ADMIN	OUT	G2x	28292
		CLIN	IN	G0	28292
		CLIN	IN	G1	28292
		CLIN	IN	G1x	28292
		CLIN	OUT	G0	28292
		CLIN	OUT	G1	28292
		CLIN	OUT	G1x	28292
C 3	28296	ADMIN	IN	G2	28292
		ADMIN	IN	G2x	28292
		ADMIN	OUT	G2	28292
		ADMIN	OUT	G2x	28292
		CLIN	IN	G0	28292
		CLIN	IN	G1	28292
		CLIN	IN	G1x	28292
		CLIN	OUT	G0	28292
		CLIN	OUT	G1	28292
		CLIN	OUT	G1x	28292
C 3	28297	ADMIN	IN	G2	28292
		ADMIN	IN	G2x	28292
		ADMIN	OUT	G2	28292
		ADMIN	OUT	G2x	28292
		CLIN	IN	G0	28292
		CLIN	IN	G1	28292
		CLIN	IN	G1x	28292
		CLIN	OUT	G0	28292
		CLIN	OUT	G1	28292
		CLIN	OUT	G1x	28292
C 3	28298	ADMIN	IN	G2	28292
		ADMIN	IN	G2x	28292
		ADMIN	OUT	G2	28292
		ADMIN	OUT	G2x	28292

CPEP 3: Orthopaedic Surgery
Data Entry Log

CPEP	PROCCODE	CLINADM	SITE	TIMECAT	SERVREF
		CLIN	IN	G0	28292
		CLIN	IN	G1	28292
		CLIN	IN	G1x	28292
		CLIN	OUT	G0	28292
		CLIN	OUT	G1	28292
		CLIN	OUT	G1x	28292
C 3	28299	ADMIN	IN	G2	28292
		ADMIN	IN	G2x	28292
		ADMIN	OUT	G2	28292
		ADMIN	OUT	G2x	28292
		CLIN	IN	G0	28292
		CLIN	IN	G1	28292
		CLIN	IN	G1x	28292
		CLIN	OUT	G0	28292
		CLIN	OUT	G1	28292
		CLIN	OUT	G1	DELTA
		CLIN	OUT	G1x	28292
C 3	28300	ADMIN	IN	G2	28292
		ADMIN	IN	G2	DELTA
		ADMIN	IN	G2x	28292
		ADMIN	OUT	G2	28292
		ADMIN	OUT	G2	DELTA
		ADMIN	OUT	G2x	28292
		CLIN	IN	G0	28292
		CLIN	IN	G1	28292
		CLIN	IN	G1x	28292
		CLIN	OUT	G0	28292
		CLIN	OUT	G1	28292
		CLIN	OUT	G1	DELTA
		CLIN	OUT	G1x	28292
C 3	28302	ADMIN	IN	G2	28292
		ADMIN	IN	G2	DELTA
		ADMIN	IN	G2x	28292
		ADMIN	OUT	G2	28292
		ADMIN	OUT	G2	DELTA
		ADMIN	OUT	G2x	28292
		CLIN	IN	G0	28292
		CLIN	IN	G1	28292
		CLIN	IN	G1x	28292
		CLIN	OUT	G0	28292
		CLIN	OUT	G1	28292
		CLIN	OUT	G1	DELTA
		CLIN	OUT	G1x	28292
C 3	28304	ADMIN	IN	G2	28292
		ADMIN	IN	G2	DELTA
		ADMIN	IN	G2x	28292
		ADMIN	OUT	G2	28292
		ADMIN	OUT	G2	DELTA
		ADMIN	OUT	G2x	28292
		CLIN	IN	G0	28292
		CLIN	IN	G1	28292
		CLIN	IN	G1x	28292
		CLIN	OUT	G0	28292
		CLIN	OUT	G1	28292
		CLIN	OUT	G1	DELTA
		CLIN	OUT	G1x	28292
C 3	28305	ADMIN	IN	G2	28292
		ADMIN	IN	G2	DELTA
		ADMIN	IN	G2x	28292
		ADMIN	OUT	G2	28292
		ADMIN	OUT	G2	DELTA
		ADMIN	OUT	G2x	28292

CPEP 3: Orthopaedic Surgery
Data Entry Log

CPEP	PROCCODE	CLINADM	SITE	TIMECAT	SERVREF
		CLIN	IN	G0	28292
		CLIN	IN	G1	28292
		CLIN	IN	G1x	28292
		CLIN	OUT	G0	28292
		CLIN	OUT	G1	28292
		CLIN	OUT	G1	DELTA
		CLIN	OUT	G1x	28292
C 3	28306	ADMIN	IN	G2	28292
		ADMIN	IN	G2	DELTA
		ADMIN	IN	G2x	28292
		ADMIN	OUT	G2	28292
		ADMIN	OUT	G2	DELTA
		ADMIN	OUT	G2x	28292
		CLIN	IN	G0	28292
		CLIN	IN	G1	28292
		CLIN	IN	G1x	28292
		CLIN	OUT	G0	28292
		CLIN	OUT	G1	28292
		CLIN	OUT	G1x	28292
C 3	28307	ADMIN	IN	G2	28292
		ADMIN	IN	G2	DELTA
		ADMIN	IN	G2x	28292
		ADMIN	OUT	G2	28292
		ADMIN	OUT	G2	DELTA
		ADMIN	OUT	G2x	28292
		CLIN	IN	G0	28292
		CLIN	IN	G1	28292
		CLIN	IN	G1x	28292
		CLIN	OUT	G0	28292
		CLIN	OUT	G1	28292
		CLIN	OUT	G1	DELTA
		CLIN	OUT	G1x	28292
C 3	28308	ADMIN	IN	G2	28292
		ADMIN	IN	G2	DELTA
		ADMIN	IN	G2x	28292
		ADMIN	OUT	G2	28292
		ADMIN	OUT	G2	DELTA
		ADMIN	OUT	G2x	28292
		CLIN	IN	G0	28292
		CLIN	IN	G1	28292
		CLIN	IN	G1x	28292
		CLIN	OUT	G0	28292
		CLIN	OUT	G1	28292
		CLIN	OUT	G1x	28292
C 3	28309	ADMIN	OUT	G2	28292
		ADMIN	OUT	G2	DELTA
		ADMIN	OUT	G2x	28292
		CLIN	OUT	G0	28292
		CLIN	OUT	G1	28292
		CLIN	OUT	G1	DELTA
		CLIN	OUT	G1x	28292
C 3	28310	ADMIN	IN	G2	28292
		ADMIN	IN	G2x	28292
		ADMIN	OUT	G2	28292
		ADMIN	OUT	G2x	28292
		CLIN	IN	G0	28292
		CLIN	IN	G1	28292
		CLIN	IN	G1x	28292
		CLIN	OUT	G0	28292
		CLIN	OUT	G1	28292
		CLIN	OUT	G1x	28292

CPEP 3: Orthopaedic Surgery
Data Entry Log

CPEP	PROCCODE	CLINADM	SITE	TIMECAT	SERVREF		
C 3	28312	ADMIN	IN	G2	28292		
		ADMIN	IN	G2x	28292		
		ADMIN	OUT	G2	28292		
		ADMIN	OUT	G2x	28292		
		CLIN	IN	G0	28292		
		CLIN	IN	G1	28292		
		CLIN	IN	G1x	28292		
		CLIN	OUT	G0	28292		
		CLIN	OUT	G1	28292		
		CLIN	OUT	G1x	28292		
C 3	28313	ADMIN	IN	G2	28292		
		ADMIN	IN	G2x	28292		
		ADMIN	OUT	G2	28292		
		ADMIN	OUT	G2x	28292		
		CLIN	IN	G0	28292		
		CLIN	IN	G1	28292		
		CLIN	IN	G1x	28292		
		CLIN	OUT	G0	28292		
		CLIN	OUT	G1	28292		
		CLIN	OUT	G1x	28292		
C 3	28315	ADMIN	IN	G2	28292		
		ADMIN	IN	G2	DELTA		
		ADMIN	IN	G2x	28292		
		ADMIN	OUT	G2	28292		
		ADMIN	OUT	G2	DELTA		
		ADMIN	OUT	G2x	28292		
		CLIN	IN	G0	28292		
		CLIN	IN	G1	28292		
		CLIN	IN	G1x	28292		
		CLIN	OUT	G0	28292		
C 3	28320	ADMIN	OUT	G2	28292		
		ADMIN	OUT	G2	DELTA		
		ADMIN	OUT	G2x	28292		
		CLIN	OUT	G0	28292		
		CLIN	OUT	G1	28292		
		CLIN	OUT	G1	DELTA		
		CLIN	OUT	G1x	28292		
		C 3	28322	ADMIN	IN	G2	28292
				ADMIN	IN	G2	DELTA
				ADMIN	IN	G2x	28292
ADMIN	OUT			G2	28292		
ADMIN	OUT			G2	DELTA		
ADMIN	OUT			G2x	28292		
CLIN	IN			G0	28292		
CLIN	IN			G1	28292		
CLIN	IN			G1x	28292		
CLIN	OUT			G0	28292		
C 3	28340	ADMIN	IN	G2	28292		
		ADMIN	IN	G2	DELTA		
		ADMIN	IN	G2x	28292		
		ADMIN	OUT	G2	28292		
		ADMIN	OUT	G2	DELTA		
		ADMIN	OUT	G2x	28292		
		CLIN	IN	G0	28292		
		CLIN	IN	G1	28292		
		CLIN	IN	G1x	28292		
		CLIN	OUT	G0	28292		
CLIN	OUT	G1	28292				
CLIN	OUT	G1	DELTA				
CLIN	OUT	G1x	28292				

CPEP 4
CPEP 5
CPEP 6
CPEP 7
CPEP 8
Data Entry Log

CPEP 3: Orthopaedic Surgery
Data Entry Log

CPEP	PROCCODE	CLINADM	SITE	TIMECAT	SERVREF
C 3	28341	ADMIN	IN	G2	28292
		ADMIN	IN	G2	DELTA
		ADMIN	IN	G2x	28292
		ADMIN	OUT	G2	28292
		ADMIN	OUT	G2	DELTA
		ADMIN	OUT	G2x	28292
		CLIN	IN	G0	28292
		CLIN	IN	G1	28292
		CLIN	IN	G1x	28292
		CLIN	OUT	G0	28292
		CLIN	OUT	G1	28292
		CLIN	OUT	G1	DELTA
		CLIN	OUT	G1x	28292
		C 3	28344	ADMIN	IN
ADMIN	IN			G2	DELTA
ADMIN	IN			G2x	28292
ADMIN	OUT			G2	28292
ADMIN	OUT			G2	DELTA
ADMIN	OUT			G2x	28292
CLIN	IN			G0	28292
CLIN	IN			G1	28292
CLIN	IN			G1x	28292
CLIN	OUT			G0	28292
CLIN	OUT			G1	28292
CLIN	OUT			G1	DELTA
CLIN	OUT			G1x	28292
C 3	28345			ADMIN	IN
		ADMIN	IN	G2	DELTA
		ADMIN	IN	G2x	28292
		ADMIN	OUT	G2	28292
		ADMIN	OUT	G2	DELTA
		ADMIN	OUT	G2x	28292
		CLIN	IN	G0	28292
		CLIN	IN	G1	28292
		CLIN	IN	G1x	28292
		CLIN	OUT	G0	28292
		CLIN	OUT	G1	28292
		CLIN	OUT	G1	DELTA
		CLIN	OUT	G1x	28292
		C 3	28360	ADMIN	OUT
ADMIN	OUT			G2x	28292
CLIN	OUT			G0	28292
CLIN	OUT			G1	28292
CLIN	OUT			G1	DELTA
CLIN	OUT			G1x	28292
C 3	28400	ADMIN	IN	G2	25605
		ADMIN	IN	G2	DELTA
		ADMIN	IN	G2x	25605
		ADMIN	OUT	G2	25605
		ADMIN	OUT	G2	DELTA
		ADMIN	OUT	G2x	25605
		CLIN	IN	G1	25605
		CLIN	IN	G1x	25605
		CLIN	OUT	G1	25605
C 3	28405	ADMIN	IN	G2	25605
		ADMIN	IN	G2	DELTA
		ADMIN	IN	G2x	25605
		ADMIN	OUT	G2	25605
		ADMIN	OUT	G2	DELTA
		ADMIN	OUT	G2x	25605

CPEP 3: Orthopaedic Surgery
Data Entry Log

CPEP	PROCCODE	CLINADM	SITE	TIMECAT	SERVREF
		CLIN	IN	G1	25605
		CLIN	IN	G1x	25605
		CLIN	OUT	G1	25605
		CLIN	OUT	G1	DELTA
		CLIN	OUT	G1x	25605
C 3	28406	ADMIN	OUT	G2	27822
		ADMIN	OUT	G2x	27822
		CLIN	OUT	G1	27822
		CLIN	OUT	G1	DELTA
		CLIN	OUT	G1x	27822
C 3	28415	ADMIN	OUT	G2	27822
		ADMIN	OUT	G2x	27822
		CLIN	OUT	G1	27822
		CLIN	OUT	G1	DELTA
		CLIN	OUT	G1x	27822
C 3	28420	ADMIN	OUT	G2	27822
		ADMIN	OUT	G2x	27822
		CLIN	OUT	G1	27822
		CLIN	OUT	G1	DELTA
		CLIN	OUT	G1x	27822
C 3	28430	ADMIN	IN	G2	25605
		ADMIN	IN	G2x	25605
		ADMIN	OUT	G2	25605
		ADMIN	OUT	G2x	25605
		CLIN	IN	G1	25605
		CLIN	IN	G1x	25605
		CLIN	OUT	G1	25605
		CLIN	OUT	G1x	25605
C 3	28435	ADMIN	IN	G2	25605
		ADMIN	IN	G2x	25605
		ADMIN	OUT	G2	25605
		ADMIN	OUT	G2x	25605
		CLIN	IN	G1	25605
		CLIN	IN	G1x	25605
		CLIN	OUT	G1	25605
		CLIN	OUT	G1	DELTA
		CLIN	OUT	G1x	25605
C 3	28436	ADMIN	OUT	G2	27822
		ADMIN	OUT	G2x	27822
		CLIN	OUT	G1	27822
		CLIN	OUT	G1	DELTA
		CLIN	OUT	G1x	27822
C 3	28445	ADMIN	OUT	G2	28292
		ADMIN	OUT	G2	DELTA
		ADMIN	OUT	G2x	28292
		CLIN	OUT	G0	28292
		CLIN	OUT	G1	28292
		CLIN	OUT	G1	DELTA
		CLIN	OUT	G1x	28292
C 3	28450	ADMIN	IN	G2	25605
		ADMIN	IN	G2x	25605
		ADMIN	OUT	G2	25605
		ADMIN	OUT	G2x	25605
		CLIN	IN	G1	25605
		CLIN	IN	G1x	25605
		CLIN	OUT	G1	25605
		CLIN	OUT	G1x	25605

CPEP 3: Orthopaedic Surgery
Data Entry Log

CPEP	PROCCODE	CLINADM	SITE	TIMECAT	SERVREF		
C 3	28455	ADMIN	IN	G2	25605		
		ADMIN	IN	G2	DELTA		
		ADMIN	IN	G2x	25605		
		ADMIN	OUT	G2	25605		
		ADMIN	OUT	G2	DELTA		
		ADMIN	OUT	G2x	25605		
		CLIN	IN	G1	25605		
		CLIN	IN	G1x	25605		
		CLIN	OUT	G1	25605		
		CLIN	OUT	G1	DELTA		
		CLIN	OUT	G1x	25605		
		C 3	28456	ADMIN	OUT	G2	27822
				ADMIN	OUT	G2x	27822
CLIN	OUT			G1	27822		
CLIN	OUT			G1	DELTA		
CLIN	OUT			G1x	27822		
C 3	28465	ADMIN	OUT	G2	27822		
		ADMIN	OUT	G2	DELTA		
		ADMIN	OUT	G2x	27822		
		CLIN	OUT	G1	27822		
		CLIN	OUT	G1	DELTA		
C 3	28470	ADMIN	OUT	G1x	27822		
		ADMIN	IN	G2	25605		
		ADMIN	IN	G2	DELTA		
		ADMIN	IN	G2x	25605		
		ADMIN	OUT	G2	25605		
C 3	28475	ADMIN	OUT	G2	DELTA		
		ADMIN	OUT	G2x	25605		
		ADMIN	OUT	G2	25605		
		ADMIN	OUT	G2x	25605		
		CLIN	IN	G1	25605		
		CLIN	IN	G1x	25605		
		CLIN	IN	G1	25605		
		CLIN	OUT	G1	25605		
		CLIN	OUT	G1x	25605		
		CLIN	OUT	G2	25605		
		CLIN	OUT	G2x	25605		
		CLIN	OUT	G1	25605		
		C 3	28476	ADMIN	IN	G2	25605
ADMIN	IN			G2x	25605		
ADMIN	OUT			G2	25605		
ADMIN	OUT			G2x	25605		
CLIN	IN			G1	25605		
C 3	28485	CLIN	IN	G1x	25605		
		CLIN	OUT	G1	25605		
		CLIN	OUT	G1x	25605		
		ADMIN	OUT	G2	27822		
		ADMIN	OUT	G2x	27822		
C 3	28490	CLIN	OUT	G1	27822		
		CLIN	OUT	G1	DELTA		
		CLIN	OUT	G1x	27822		
		ADMIN	OUT	G2	27822		
		ADMIN	OUT	G2x	27822		
C 3	28495	ADMIN	OUT	G2	23500		
		ADMIN	OUT	G2x	23500		
		ADMIN	IN	G2	23500		
		ADMIN	IN	G2x	23500		
		ADMIN	OUT	G2	23500		
		ADMIN	OUT	G2x	23500		
		ADMIN	OUT	G2	23500		
ADMIN	OUT	G2x	23500				

CPEP 3: Orthopaedic Surgery
Data Entry Log

CPEP	PROCCODE	CLINADM	SITE	TIMECAT	SERVREF
		CLIN	IN	G1	23500
		CLIN	IN	G1	DELTA
		CLIN	IN	G1x	23500
		CLIN	OUT	G1	23500
		CLIN	OUT	G1x	23500
C 3	28496	ADMIN	IN	G2	27822
		ADMIN	IN	G2	DELTA
		ADMIN	IN	G2x	27822
		ADMIN	OUT	G2	27822
		ADMIN	OUT	G2	DELTA
		ADMIN	OUT	G2x	27822
		CLIN	IN	G1	28292
		CLIN	IN	G1x	27822
		CLIN	OUT	G1	27822
		CLIN	OUT	G1	DELTA
		CLIN	OUT	G1x	27822
C 3	28505	ADMIN	IN	G2	27822
		ADMIN	IN	G2	DELTA
		ADMIN	IN	G2x	27822
		ADMIN	OUT	G2	27822
		ADMIN	OUT	G2	DELTA
		ADMIN	OUT	G2x	27822
		CLIN	IN	G1	28292
		CLIN	IN	G1x	27822
		CLIN	OUT	G1	27822
		CLIN	OUT	G1	DELTA
		CLIN	OUT	G1x	27822
C 3	28510	ADMIN	IN	G2	23500
		ADMIN	IN	G2x	23500
		ADMIN	OUT	G2	23500
		ADMIN	OUT	G2x	23500
		CLIN	IN	G1	23500
		CLIN	IN	G1x	23500
		CLIN	OUT	G1	23500
		CLIN	OUT	G1x	23500
C 3	28515	ADMIN	IN	G2	23500
		ADMIN	IN	G2x	23500
		ADMIN	OUT	G2	23500
		ADMIN	OUT	G2x	23500
		CLIN	IN	G1	23500
		CLIN	IN	G1	DELTA
		CLIN	IN	G1x	23500
		CLIN	OUT	G1	23500
		CLIN	OUT	G1x	23500
C 3	28525	ADMIN	IN	G2	27822
		ADMIN	IN	G2	DELTA
		ADMIN	IN	G2x	27822
		ADMIN	OUT	G2	27822
		ADMIN	OUT	G2	DELTA
		ADMIN	OUT	G2x	27822
		CLIN	IN	G1	28292
		CLIN	IN	G1x	27822
		CLIN	OUT	G1	27822
		CLIN	OUT	G1	DELTA
		CLIN	OUT	G1x	27822
C 3	28530	ADMIN	IN	G2	25605
		ADMIN	IN	G2	DELTA
		ADMIN	IN	G2x	25605
		ADMIN	OUT	G2	25605
		ADMIN	OUT	G2	DELTA
		ADMIN	OUT	G2x	25605

CPEP 3: Orthopaedic Surgery
Data Entry Log

CPEP	PROCCODE	CLINADM	SITE	TIMECAT	SERVREF
		CLIN	IN	G1	25605
		CLIN	IN	G1x	25605
		CLIN	OUT	G1	25605
		CLIN	OUT	G1x	25605
C 3	28531	ADMIN	IN	G2	27822
		ADMIN	IN	G2	DELTA
		ADMIN	IN	G2x	27822
		ADMIN	OUT	G2	27822
		ADMIN	OUT	G2	DELTA
		ADMIN	OUT	G2x	27822
		CLIN	IN	G1	28292
		CLIN	IN	G1x	27822
		CLIN	OUT	G1	27822
		CLIN	OUT	G1	DELTA
		CLIN	OUT	G1x	27822
C 3	28540	ADMIN	IN	G2	25605
		ADMIN	IN	G2x	25605
		ADMIN	OUT	G2	25605
		ADMIN	OUT	G2x	25605
		CLIN	IN	G1	25605
		CLIN	IN	G1x	25605
		CLIN	OUT	G1	25605
		CLIN	OUT	G1x	25605
C 3	28545	ADMIN	IN	G2	23655
		ADMIN	IN	G2	DELTA
		ADMIN	IN	G2x	23655
		ADMIN	OUT	G2	23655
		ADMIN	OUT	G2	DELTA
		ADMIN	OUT	G2x	23655
		CLIN	IN	G1	25605
		CLIN	IN	G1x	23655
		CLIN	OUT	G1	23655
		CLIN	OUT	G1	DELTA
		CLIN	OUT	G1x	23655
C 3	28546	ADMIN	IN	G2	27822
		ADMIN	IN	G2	DELTA
		ADMIN	IN	G2x	27822
		ADMIN	OUT	G2	27822
		ADMIN	OUT	G2	DELTA
		ADMIN	OUT	G2x	27822
		CLIN	IN	G1	28292
		CLIN	IN	G1x	27822
		CLIN	OUT	G1	27822
		CLIN	OUT	G1	DELTA
		CLIN	OUT	G1x	27822
C 3	28555	ADMIN	IN	G2	27822
		ADMIN	IN	G2	DELTA
		ADMIN	IN	G2x	27822
		ADMIN	OUT	G2	27822
		ADMIN	OUT	G2	DELTA
		ADMIN	OUT	G2x	27822
		CLIN	IN	G1	28292
		CLIN	IN	G1x	27822
		CLIN	OUT	G1	27822
		CLIN	OUT	G1	DELTA
		CLIN	OUT	G1x	27822
C 3	28570	ADMIN	IN	G2	25605
		ADMIN	IN	G2x	25605
		ADMIN	OUT	G2	25605
		ADMIN	OUT	G2x	25605

CPEP 3: Orthopaedic Surgery
Data Entry Log

CPEP	PROCCODE	CLINADM	SITE	TIMECAT	SERVREF
		CLIN	IN	G1	25605
		CLIN	IN	G1x	25605
		CLIN	OUT	G1	25605
		CLIN	OUT	G1	DELTA
		CLIN	OUT	G1x	25605
C 3	28575	ADMIN	IN	G2	23655
		ADMIN	IN	G2	DELTA
		ADMIN	IN	G2x	23655
		ADMIN	OUT	G2	23655
		ADMIN	OUT	G2	DELTA
		ADMIN	OUT	G2x	23655
		CLIN	IN	G1	25605
		CLIN	IN	G1x	23655
		CLIN	OUT	G1	23655
		CLIN	OUT	G1	DELTA
		CLIN	OUT	G1x	23655
C 3	28576	ADMIN	IN	G2	27822
		ADMIN	IN	G2	DELTA
		ADMIN	IN	G2x	27822
		ADMIN	OUT	G2	27822
		ADMIN	OUT	G2	DELTA
		ADMIN	OUT	G2x	27822
		CLIN	IN	G1	28292
		CLIN	IN	G1x	27822
		CLIN	OUT	G1	27822
		CLIN	OUT	G1	DELTA
		CLIN	OUT	G1x	27822
C 3	28585	ADMIN	IN	G2	27822
		ADMIN	IN	G2	DELTA
		ADMIN	IN	G2x	27822
		ADMIN	OUT	G2	27822
		ADMIN	OUT	G2	DELTA
		ADMIN	OUT	G2x	27822
		CLIN	IN	G1	28292
		CLIN	IN	G1x	27822
		CLIN	OUT	G1	27822
		CLIN	OUT	G1	DELTA
		CLIN	OUT	G1x	27822
C 3	28600	ADMIN	IN	G2	25605
		ADMIN	IN	G2x	25605
		ADMIN	OUT	G2	25605
		ADMIN	OUT	G2x	25605
		CLIN	IN	G1	25605
		CLIN	IN	G1x	25605
		CLIN	OUT	G1	25605
		CLIN	OUT	G1	DELTA
		CLIN	OUT	G1x	25605
C 3	28605	ADMIN	IN	G2	23655
		ADMIN	IN	G2	DELTA
		ADMIN	IN	G2x	23655
		ADMIN	OUT	G2	23655
		ADMIN	OUT	G2	DELTA
		ADMIN	OUT	G2x	23655
		CLIN	IN	G1	25605
		CLIN	IN	G1x	23655
		CLIN	OUT	G1	23655
		CLIN	OUT	G1	DELTA
		CLIN	OUT	G1x	23655
C 3	28606	ADMIN	IN	G2	27822
		ADMIN	IN	G2	DELTA
		ADMIN	IN	G2x	27822
		ADMIN	OUT	G2	27822
		ADMIN	OUT	G2	DELTA
		ADMIN	OUT	G2x	27822

Data Entry Log
 CPEP 4
 Data Entry Log
 CPEP 5
 Data Entry Log
 CPEP 6
 Data Entry Log
 CPEP 7
 Data Entry Log
 CPEP 8

CPEP 3: Orthopaedic Surgery
Data Entry Log

CPEP	PROCCODE	CLINADM	SITE	TIMECAT	SERVREF
		CLIN	IN	G1	28292
		CLIN	IN	G1x	27822
		CLIN	OUT	G1	27822
		CLIN	OUT	G1	DELTA
		CLIN	OUT	G1x	27822
C 3	28615	ADMIN	OUT	G2	27822
		ADMIN	OUT	G2	DELTA
		ADMIN	OUT	G2x	27822
		CLIN	OUT	G1	27822
		CLIN	OUT	G1	DELTA
		CLIN	OUT	G1x	27822
C 3	28630	ADMIN	IN	G2	23500
		ADMIN	IN	G2x	23500
		ADMIN	OUT	G2	23500
		ADMIN	OUT	G2x	23500
		CLIN	IN	G1	23500
		CLIN	IN	G1x	23500
		CLIN	OUT	G1	23500
		CLIN	OUT	G1x	23500
C 3	28635	ADMIN	IN	G2	23655
		ADMIN	IN	G2	DELTA
		ADMIN	IN	G2x	23655
		ADMIN	OUT	G2	23655
		ADMIN	OUT	G2	DELTA
		ADMIN	OUT	G2x	23655
		CLIN	IN	G1	25605
		CLIN	IN	G1x	23655
		CLIN	OUT	G0	28292
		CLIN	OUT	G1	23655
		CLIN	OUT	G1x	23655
C 3	28636	ADMIN	IN	G2	27822
		ADMIN	IN	G2	DELTA
		ADMIN	IN	G2x	27822
		ADMIN	OUT	G2	27822
		ADMIN	OUT	G2	DELTA
		ADMIN	OUT	G2x	27822
		CLIN	IN	G1	28292
		CLIN	IN	G1x	27822
		CLIN	OUT	G1	27822
		CLIN	OUT	G1	DELTA
		CLIN	OUT	G1x	27822
C 3	28645	ADMIN	IN	G2	27822
		ADMIN	IN	G2	DELTA
		ADMIN	IN	G2x	27822
		ADMIN	OUT	G2	27822
		ADMIN	OUT	G2	DELTA
		ADMIN	OUT	G2x	27822
		CLIN	IN	G1	28292
		CLIN	IN	G1x	27822
		CLIN	OUT	G1	27822
		CLIN	OUT	G1	DELTA
		CLIN	OUT	G1x	27822
C 3	28660	ADMIN	IN	G2	23500
		ADMIN	IN	G2x	23500
		ADMIN	OUT	G2	23500
		ADMIN	OUT	G2x	23500
		CLIN	IN	G1	23500
		CLIN	IN	G1x	23500
		CLIN	OUT	G1	23500
		CLIN	OUT	G1x	23500

CPEP 3: Orthopaedic Surgery
Data Entry Log

CPEP	PROCCODE	CLINADM	SITE	TIMECAT	SERVREF
C 3	28665	ADMIN	IN	G2	23655
		ADMIN	IN	G2	DELTA
		ADMIN	IN	G2x	23655
		ADMIN	OUT	G2	23655
		ADMIN	OUT	G2	DELTA
		ADMIN	OUT	G2x	23655
		CLIN	IN	G1	25605
		CLIN	IN	G1x	23655
		CLIN	OUT	G0	28292
		CLIN	OUT	G1	23655
		CLIN	OUT	G1x	23655
		C 3	28666	ADMIN	IN
ADMIN	IN			G2	DELTA
ADMIN	IN			G2x	27822
ADMIN	OUT			G2	27822
ADMIN	OUT			G2	DELTA
ADMIN	OUT			G2x	27822
CLIN	IN			G1	28292
CLIN	IN			G1x	27822
CLIN	OUT			G1	27822
CLIN	OUT			G1	DELTA
CLIN	OUT			G1x	27822
C 3	28675			ADMIN	IN
		ADMIN	IN	G2	DELTA
		ADMIN	IN	G2x	27822
		ADMIN	OUT	G2	27822
		ADMIN	OUT	G2	DELTA
		ADMIN	OUT	G2x	27822
		CLIN	IN	G1	28292
		CLIN	IN	G1x	27822
		CLIN	OUT	G1	27822
		CLIN	OUT	G1	DELTA
		CLIN	OUT	G1x	27822
		C 3	28705	ADMIN	OUT
ADMIN	OUT			G2	DELTA
ADMIN	OUT			G2x	28292
CLIN	OUT			G0	28292
CLIN	OUT			G1	28292
CLIN	OUT			G1	DELTA
CLIN	OUT			G1x	28292
C 3	28715	ADMIN	OUT	G2	28292
		ADMIN	OUT	G2	DELTA
		ADMIN	OUT	G2x	28292
		CLIN	OUT	G0	28292
		CLIN	OUT	G1	28292
		CLIN	OUT	G1	DELTA
		CLIN	OUT	G1x	28292
C 3	28725	ADMIN	OUT	G2	28292
		ADMIN	OUT	G2	DELTA
		ADMIN	OUT	G2x	28292
		CLIN	OUT	G0	28292
		CLIN	OUT	G1	28292
		CLIN	OUT	G1	DELTA
		CLIN	OUT	G1x	28292
C 3	28730	ADMIN	OUT	G2	28292
		ADMIN	OUT	G2	DELTA
		ADMIN	OUT	G2x	28292
		CLIN	OUT	G0	28292
		CLIN	OUT	G1	28292
		CLIN	OUT	G1	DELTA
		CLIN	OUT	G1x	28292

Data Entry Log
CPEP 4

Data Entry Log
CPEP 5

Data Entry Log
CPEP 6

Data Entry Log
CPEP 7

Data Entry Log
CPEP 8

CPEP 3: Orthopaedic Surgery
Data Entry Log

CPEP	PROCCODE	CLINADM	SITE	TIMECAT	SERVREF
C 3	28735	ADMIN	OUT	G2	28292
		ADMIN	OUT	G2	DELTA
		ADMIN	OUT	G2x	28292
		CLIN	OUT	G0	28292
		CLIN	OUT	G1	28292
		CLIN	OUT	G1	DELTA
		CLIN	OUT	G1x	28292
C 3	28737	ADMIN	OUT	G2	28292
		ADMIN	OUT	G2	DELTA
		ADMIN	OUT	G2x	28292
		CLIN	OUT	G0	28292
		CLIN	OUT	G1	28292
		CLIN	OUT	G1	DELTA
		CLIN	OUT	G1x	28292
C 3	28740	ADMIN	IN	G2	28292
		ADMIN	IN	G2	DELTA
		ADMIN	IN	G2x	28292
		ADMIN	OUT	G2	28292
		ADMIN	OUT	G2	DELTA
		ADMIN	OUT	G2x	28292
		CLIN	IN	G0	28292
		CLIN	IN	G1	28292
		CLIN	IN	G1x	28292
		CLIN	OUT	G0	28292
		CLIN	OUT	G1	28292
		CLIN	OUT	G1	DELTA
		CLIN	OUT	G1x	28292
C 3	28750	ADMIN	IN	G2	28292
		ADMIN	IN	G2	DELTA
		ADMIN	IN	G2x	28292
		ADMIN	OUT	G2	28292
		ADMIN	OUT	G2	DELTA
		ADMIN	OUT	G2x	28292
		CLIN	IN	G0	28292
		CLIN	IN	G1	28292
		CLIN	IN	G1x	28292
		CLIN	OUT	G0	28292
		CLIN	OUT	G1	28292
		CLIN	OUT	G1x	28292
		C 3	28755	ADMIN	IN
ADMIN	IN			G2	DELTA
ADMIN	IN			G2x	28292
ADMIN	OUT			G2	28292
ADMIN	OUT			G2	DELTA
ADMIN	OUT			G2x	28292
CLIN	IN			G0	28292
CLIN	IN			G1	28292
CLIN	IN			G1x	28292
CLIN	OUT			G0	28292
CLIN	OUT			G1	28292
CLIN	OUT			G1x	28292
C 3	28760			ADMIN	IN
		ADMIN	IN	G2	DELTA
		ADMIN	IN	G2x	28292
		ADMIN	OUT	G2	28292
		ADMIN	OUT	G2	DELTA
		ADMIN	OUT	G2x	28292
		CLIN	IN	G0	28292
		CLIN	IN	G1	28292
		CLIN	IN	G1x	28292
		CLIN	OUT	G0	28292
		CLIN	OUT	G1	28292
		CLIN	OUT	G1	DELTA
		CLIN	OUT	G1x	28292

CPEP 3: Orthopaedic Surgery
Data Entry Log

CPEP	PROCCODE	CLINADM	SITE	TIMECAT	SERVREF
C 3	28800	ADMIN	OUT	G2	28292
		ADMIN	OUT	G2	DELTA
		ADMIN	OUT	G2x	28292
		CLIN	OUT	G0	28292
		CLIN	OUT	G1	28292
		CLIN	OUT	G1	DELTA
		CLIN	OUT	G1x	28292
C 3	28805	ADMIN	OUT	G2	28292
		ADMIN	OUT	G2	DELTA
		ADMIN	OUT	G2x	28292
		CLIN	OUT	G0	28292
		CLIN	OUT	G1	28292
		CLIN	OUT	G1	DELTA
		CLIN	OUT	G1x	28292
C 3	28810	ADMIN	OUT	G2	28292
		ADMIN	OUT	G2	DELTA
		ADMIN	OUT	G2x	28292
		CLIN	OUT	G0	28292
		CLIN	OUT	G1	28292
		CLIN	OUT	G1	DELTA
		CLIN	OUT	G1x	28292
C 3	28820	ADMIN	IN	G2	28292
		ADMIN	IN	G2	DELTA
		ADMIN	IN	G2x	28292
		ADMIN	OUT	G2	28292
		ADMIN	OUT	G2	DELTA
		ADMIN	OUT	G2x	28292
		CLIN	IN	G0	28292
		CLIN	IN	G1	28292
		CLIN	IN	G1x	28292
		CLIN	OUT	G0	28292
		CLIN	OUT	G1	28292
		CLIN	OUT	G1	DELTA
		CLIN	OUT	G1x	28292
C 3	28825	ADMIN	IN	G2	28292
		ADMIN	IN	G2	DELTA
		ADMIN	IN	G2x	28292
		ADMIN	OUT	G2	28292
		ADMIN	OUT	G2	DELTA
		ADMIN	OUT	G2x	28292
		CLIN	IN	G0	28292
		CLIN	IN	G1	28292
		CLIN	IN	G1x	28292
		CLIN	OUT	G0	28292
C 3	29000	ADMIN	IN	G2	29405
		ADMIN	OUT	G2	29405
		CLIN	IN	G1	29405
		CLIN	IN	G1	DELTA
		CLIN	OUT	G1	29405
C 3	29010	ADMIN	IN	G2	29405
		ADMIN	OUT	G2	29405
		CLIN	IN	G1	29405
		CLIN	IN	G1	DELTA
		CLIN	OUT	G1	29405
C 3	29015	ADMIN	IN	G2	29405
		ADMIN	OUT	G2	29405
		CLIN	IN	G1	29405
		CLIN	IN	G1	DELTA
		CLIN	OUT	G1	29405

CPEP 3: Orthopaedic Surgery
Data Entry Log

CPEP	PROCCODE	CLINADM	SITE	TIMECAT	SERVREF
C 3	29020	ADMIN	IN	G2	29405
		ADMIN	OUT	G2	29405
		CLIN	IN	G1	29405
		CLIN	IN	G1	DELTA
		CLIN	OUT	G1	29405
C 3	29025	ADMIN	IN	G2	29405
		ADMIN	OUT	G2	29405
		CLIN	IN	G1	29405
		CLIN	IN	G1	DELTA
		CLIN	OUT	G1	29405
C 3	29035	ADMIN	IN	G2	29405
		ADMIN	OUT	G2	29405
		CLIN	IN	G1	29405
		CLIN	IN	G1	DELTA
		CLIN	OUT	G1	29405
C 3	29040	ADMIN	IN	G2	29405
		ADMIN	OUT	G2	29405
		CLIN	IN	G1	29405
		CLIN	IN	G1	DELTA
		CLIN	OUT	G1	29405
C 3	29044	ADMIN	IN	G2	29405
		ADMIN	OUT	G2	29405
		CLIN	IN	G1	29405
		CLIN	IN	G1	DELTA
		CLIN	OUT	G1	29405
C 3	29046	ADMIN	IN	G2	29405
		ADMIN	OUT	G2	29405
		CLIN	IN	G1	29405
		CLIN	IN	G1	DELTA
		CLIN	OUT	G1	29405
C 3	29049	ADMIN	IN	G2	29405
		ADMIN	OUT	G2	29405
		CLIN	IN	G1	29405
		CLIN	OUT	G1	29405
C 3	29055	ADMIN	IN	G2	29405
		ADMIN	OUT	G2	29405
		CLIN	IN	G1	29405
		CLIN	IN	G1	DELTA
		CLIN	OUT	G1	29405
C 3	29058	ADMIN	IN	G2	29405
		ADMIN	OUT	G2	29405
		CLIN	IN	G1	29405
		CLIN	OUT	G1	29405
C 3	29065	ADMIN	IN	G2	29405
		ADMIN	OUT	G2	29405
		CLIN	IN	G1	29405
		CLIN	OUT	G1	29405
C 3	29075	ADMIN	IN	G2	29405
		ADMIN	OUT	G2	29405
		CLIN	IN	G1	29405
		CLIN	OUT	G1	29405
C 3	29085	ADMIN	IN	G2	29405
		ADMIN	OUT	G2	29405
		CLIN	IN	G1	29405
		CLIN	OUT	G1	29405

CPEP 3: Orthopaedic Surgery
Data Entry Log

CPEP	PROCCODE	CLINADM	SITE	TIMECAT	SERVREF
C 3	29105	ADMIN	IN	G2	29405
		ADMIN	OUT	G2	29405
		CLIN	IN	G1	29405
		CLIN	OUT	G1	29405
C 3	29125	ADMIN	IN	G2	29405
		ADMIN	OUT	G2	29405
		CLIN	IN	G1	29405
		CLIN	OUT	G1	29405
C 3	29126	ADMIN	IN	G2	29405
		ADMIN	OUT	G2	29405
		CLIN	IN	G1	29405
		CLIN	OUT	G1	29405
C 3	29130	ADMIN	IN	G2	29405
		ADMIN	OUT	G2	29405
		CLIN	IN	G1	29405
		CLIN	OUT	G1	29405
C 3	29131	ADMIN	IN	G2	29405
		ADMIN	OUT	G2	29405
		CLIN	IN	G1	29405
		CLIN	OUT	G1	29405
C 3	29200	ADMIN	IN	G2	29405
		ADMIN	OUT	G2	29405
		CLIN	IN	G1	29405
		CLIN	OUT	G1	29405
C 3	29220	ADMIN	IN	G2	29405
		ADMIN	OUT	G2	29405
		CLIN	IN	G1	29405
		CLIN	OUT	G1	29405
C 3	29240	ADMIN	IN	G2	29405
		ADMIN	OUT	G2	29405
		CLIN	IN	G1	29405
		CLIN	OUT	G1	29405
C 3	29260	ADMIN	IN	G2	29405
		ADMIN	OUT	G2	29405
		CLIN	IN	G1	29405
		CLIN	OUT	G1	29405
C 3	29280	ADMIN	IN	G2	29405
		ADMIN	OUT	G2	29405
		CLIN	IN	G1	29405
		CLIN	OUT	G1	29405
C 3	29305	ADMIN	IN	G2	29405
		ADMIN	OUT	G2	29405
		CLIN	IN	G1	29405
		CLIN	IN	G1	DELTA
C 3	29325	ADMIN	IN	G2	29405
		ADMIN	OUT	G2	29405
		CLIN	IN	G1	29405
		CLIN	IN	G1	DELTA
C 3	29345	ADMIN	IN	G2	29405
		ADMIN	OUT	G2	29405
		CLIN	IN	G1	29405
		CLIN	IN	G1	DELTA
C 3	29345	ADMIN	OUT	G2	29405
		CLIN	IN	G1	29405
		CLIN	IN	G1	DELTA
		CLIN	OUT	G1	29405

CPEP 3: Orthopaedic Surgery
Data Entry Log

CPEP	PROCCODE	CLINADM	SITE	TIMECAT	SERVREF
C 3	29355	ADMIN	IN	G2	29405
		ADMIN	OUT	G2	29405
		CLIN	IN	G1	29405
		CLIN	IN	G1	DELTA
		CLIN	OUT	G1	29405
C 3	29358	ADMIN	IN	G2	29405
		ADMIN	OUT	G2	29405
		CLIN	IN	G1	29405
		CLIN	OUT	G1	29405
C 3	29365	ADMIN	IN	G2	29405
		ADMIN	OUT	G2	29405
		CLIN	IN	G1	29405
		CLIN	IN	G1	DELTA
		CLIN	OUT	G1	29405
C 3	29425	ADMIN	IN	G2	29405
		ADMIN	OUT	G2	29405
		CLIN	IN	G1	29405
		CLIN	OUT	G1	29405
C 3	29435	ADMIN	IN	G2	29405
		ADMIN	OUT	G2	29405
		CLIN	IN	G1	29405
		CLIN	IN	G1	DELTA
		CLIN	OUT	G1	29405
C 3	29440	ADMIN	IN	G2	29405
		ADMIN	OUT	G2	29405
		CLIN	IN	G1	29405
		CLIN	OUT	G1	29405
C 3	29445	ADMIN	IN	G2	29405
		ADMIN	OUT	G2	29405
		CLIN	IN	G1	29405
		CLIN	IN	G1	DELTA
		CLIN	OUT	G1	29405
C 3	29450	ADMIN	IN	G2	29405
		ADMIN	OUT	G2	29405
		CLIN	IN	G1	29405
		CLIN	IN	G1	DELTA
		CLIN	OUT	G1	29405
C 3	29505	ADMIN	IN	G2	29405
		ADMIN	OUT	G2	29405
		CLIN	IN	G1	29405
		CLIN	OUT	G1	29405
C 3	29515	ADMIN	IN	G2	29405
		ADMIN	OUT	G2	29405
		CLIN	IN	G1	29405
		CLIN	OUT	G1	29405
C 3	29520	ADMIN	IN	G2	29405
		ADMIN	OUT	G2	29405
		CLIN	IN	G1	29405
		CLIN	OUT	G1	29405
C 3	29530	ADMIN	IN	G2	29405
		ADMIN	OUT	G2	29405
		CLIN	IN	G1	29405
		CLIN	OUT	G1	29405
C 3	29540	ADMIN	IN	G2	29405
		ADMIN	OUT	G2	29405
		CLIN	IN	G1	29405
		CLIN	OUT	G1	29405

CPEP 3: Orthopaedic Surgery
Data Entry Log

CPEP	PROCCODE	CLINADM	SITE	TIMECAT	SERVREF
C 3	29550	ADMIN	IN	G2	29405
		ADMIN	OUT	G2	29405
		CLIN	IN	G1	29405
		CLIN	OUT	G1	29405
C 3	29580	ADMIN	IN	G2	29405
		ADMIN	OUT	G2	29405
		CLIN	IN	G1	29405
		CLIN	OUT	G1	29405
C 3	29590	ADMIN	IN	G2	29405
		ADMIN	OUT	G2	29405
		CLIN	IN	G1	29405
		CLIN	OUT	G1	29405
C 3	29700	ADMIN	IN	G2	29405
		ADMIN	OUT	G2	29405
		CLIN	IN	G1	29405
		CLIN	OUT	G1	29405
C 3	29705	ADMIN	IN	G2	29405
		ADMIN	OUT	G2	29405
		CLIN	IN	G1	29405
		CLIN	OUT	G1	29405
C 3	29710	ADMIN	IN	G2	29405
		ADMIN	OUT	G2	29405
		CLIN	IN	G1	29405
		CLIN	OUT	G1	29405
C 3	29715	ADMIN	IN	G2	29405
		ADMIN	OUT	G2	29405
		CLIN	IN	G1	29405
		CLIN	OUT	G1	29405
C 3	29720	ADMIN	IN	G2	29405
		ADMIN	OUT	G2	29405
		CLIN	IN	G1	29405
		CLIN	OUT	G1	29405
C 3	29730	ADMIN	IN	G2	29405
		ADMIN	OUT	G2	29405
		CLIN	IN	G1	29405
		CLIN	OUT	G1	29405
C 3	29740	ADMIN	IN	G2	29405
		ADMIN	OUT	G2	29405
		CLIN	IN	G1	29405
		CLIN	OUT	G1	29405
C 3	29750	ADMIN	IN	G2	29405
		ADMIN	OUT	G2	29405
		CLIN	IN	G1	29405
		CLIN	OUT	G1	29405
C 3	29815	ADMIN	OUT	G2	23420
		ADMIN	OUT	G2	DELTA
		ADMIN	OUT	G2x	23420
		CLIN	OUT	G0	23420
		CLIN	OUT	G1	23420
		CLIN	OUT	G1	DELTA
		CLIN	OUT	G1x	23420
C 3	29819	ADMIN	OUT	G2	23420
		ADMIN	OUT	G2	DELTA
		ADMIN	OUT	G2x	23420
		CLIN	OUT	G0	23420
		CLIN	OUT	G1	23420
		CLIN	OUT	G1	DELTA
		CLIN	OUT	G1x	23420

CPEP 4

CPEP 5

CPEP 6

CPEP 7

CPEP 8

CPEP 3: Orthopaedic Surgery
Data Entry Log

CPEP	PROCCODE	CLINADM	SITE	TIMECAT	SERVREF		
C 3	29820	ADMIN	OUT	G2	23420		
		ADMIN	OUT	G2	DELTA		
		ADMIN	OUT	G2x	23420		
		CLIN	OUT	G0	23420		
		CLIN	OUT	G1	23420		
		CLIN	OUT	G1	DELTA		
		CLIN	OUT	G1x	23420		
C 3	29821	ADMIN	OUT	G2	23420		
		ADMIN	OUT	G2	DELTA		
		ADMIN	OUT	G2x	23420		
		CLIN	OUT	G0	23420		
		CLIN	OUT	G1	23420		
		CLIN	OUT	G1	DELTA		
		CLIN	OUT	G1x	23420		
C 3	29822	ADMIN	OUT	G2	23420		
		ADMIN	OUT	G2	DELTA		
		ADMIN	OUT	G2x	23420		
		CLIN	OUT	G0	23420		
		CLIN	OUT	G1	23420		
		CLIN	OUT	G1	DELTA		
		CLIN	OUT	G1x	23420		
C 3	29823	ADMIN	OUT	G2	23420		
		ADMIN	OUT	G2	DELTA		
		ADMIN	OUT	G2x	23420		
		CLIN	OUT	G0	23420		
		CLIN	OUT	G1	23420		
		CLIN	OUT	G1	DELTA		
		CLIN	OUT	G1x	23420		
C 3	29825	ADMIN	OUT	G2	23420		
		ADMIN	OUT	G2	DELTA		
		ADMIN	OUT	G2x	23420		
		CLIN	OUT	G0	23420		
		CLIN	OUT	G1	23420		
		CLIN	OUT	G1	DELTA		
		CLIN	OUT	G1x	23420		
C 3	29826	ADMIN	OUT	G2	23420		
		ADMIN	OUT	G2	DELTA		
		ADMIN	OUT	G2x	23420		
		CLIN	OUT	G0	23420		
		CLIN	OUT	G1	23420		
		CLIN	OUT	G1	DELTA		
		CLIN	OUT	G1x	23420		
C 3	29830	ADMIN	OUT	G2	24105		
		ADMIN	OUT	G2	DELTA		
		ADMIN	OUT	G2x	24105		
		CLIN	OUT	G0	24105		
		CLIN	OUT	G1	24105		
		CLIN	OUT	G1x	24105		
		C 3	29834	ADMIN	OUT	G2	24105
ADMIN	OUT			G2x	24105		
CLIN	OUT			G0	24105		
CLIN	OUT			G1	24105		
CLIN	OUT			G1x	24105		
C 3	29835			ADMIN	OUT	G2	24105
				ADMIN	OUT	G2x	24105
		CLIN	OUT	G0	24105		
		CLIN	OUT	G1	24105		
		CLIN	OUT	G1x	24105		

CPEP 3: Orthopaedic Surgery
Data Entry Log

CPEP	PROCCODE	CLINADM	SITE	TIMECAT	SERVREF
C 3	29836	ADMIN	OUT	G2	24105
		ADMIN	OUT	G2x	24105
		CLIN	OUT	G0	24105
		CLIN	OUT	G1	24105
		CLIN	OUT	G1x	24105
C 3	29837	ADMIN	OUT	G2	24105
		ADMIN	OUT	G2x	24105
		CLIN	OUT	G0	24105
		CLIN	OUT	G1	24105
		CLIN	OUT	G1x	24105
C 3	29838	ADMIN	OUT	G2	24105
		ADMIN	OUT	G2x	24105
		CLIN	OUT	G0	24105
		CLIN	OUT	G1	24105
		CLIN	OUT	G1x	24105
C 3	29840	ADMIN	OUT	G2	25111
		ADMIN	OUT	G2x	25111
		CLIN	OUT	G0	25111
		CLIN	OUT	G1	25111
		CLIN	OUT	G1	DELTA
		CLIN	OUT	G1x	25111
		CLIN	OUT	G1x	DELTA
C 3	29843	ADMIN	OUT	G2	25111
		ADMIN	OUT	G2x	25111
		CLIN	OUT	G0	25111
		CLIN	OUT	G1	25111
		CLIN	OUT	G1	DELTA
		CLIN	OUT	G1x	25111
		CLIN	OUT	G1x	DELTA
C 3	29844	ADMIN	OUT	G2	25111
		ADMIN	OUT	G2x	25111
		CLIN	OUT	G0	25111
		CLIN	OUT	G1	25111
		CLIN	OUT	G1	DELTA
		CLIN	OUT	G1x	25111
		CLIN	OUT	G1x	DELTA
C 3	29845	ADMIN	OUT	G2	25111
		ADMIN	OUT	G2x	25111
		CLIN	OUT	G0	25111
		CLIN	OUT	G1	25111
		CLIN	OUT	G1	DELTA
		CLIN	OUT	G1x	25111
		CLIN	OUT	G1x	DELTA
C 3	29846	ADMIN	OUT	G2	25111
		ADMIN	OUT	G2	DELTA
		ADMIN	OUT	G2x	25111
		CLIN	OUT	G0	25111
		CLIN	OUT	G1	25111
		CLIN	OUT	G1	DELTA
		CLIN	OUT	G1x	25111
		CLIN	OUT	G1x	DELTA
C 3	29847	ADMIN	OUT	G2	25111
		ADMIN	OUT	G2	DELTA
		ADMIN	OUT	G2x	25111
		CLIN	OUT	G0	25111
		CLIN	OUT	G1	25111
		CLIN	OUT	G1	DELTA
		CLIN	OUT	G1x	25111
		CLIN	OUT	G1x	DELTA

CPEP 4
CPEP 5
CPEP 6
CPEP 7
CPEP 8

CPEP 3: Orthopaedic Surgery
Data Entry Log

CPEP	PROCCODE	CLINADM	SITE	TIMECAT	SERVREF
C 3	29848	ADMIN	OUT	G2	25111
		ADMIN	OUT	G2x	25111
		CLIN	OUT	G0	25111
		CLIN	OUT	G1	25111
		CLIN	OUT	G1	DELTA
		CLIN	OUT	G1x	25111
		CLIN	OUT	G1x	DELTA
C 3	29850	ADMIN	OUT	G2	29881
		ADMIN	OUT	G2	DELTA
		ADMIN	OUT	G2x	29881
		CLIN	OUT	G0	29881
		CLIN	OUT	G1	29881
		CLIN	OUT	G1x	29881
C 3	29851	ADMIN	OUT	G2	29881
		ADMIN	OUT	G2	DELTA
		ADMIN	OUT	G2x	29881
		CLIN	OUT	G0	29881
		CLIN	OUT	G1	29881
		CLIN	OUT	G1	DELTA
		CLIN	OUT	G1x	29881
C 3	29855	ADMIN	OUT	G2	29881
		ADMIN	OUT	G2	DELTA
		ADMIN	OUT	G2x	29881
		CLIN	OUT	G0	29881
		CLIN	OUT	G1	29881
		CLIN	OUT	G1x	29881
C 3	29856	ADMIN	OUT	G2	29881
		ADMIN	OUT	G2	DELTA
		ADMIN	OUT	G2x	29881
		CLIN	OUT	G0	29881
		CLIN	OUT	G1	29881
		CLIN	OUT	G1x	29881
C 3	29870	ADMIN	OUT	G2	29881
		ADMIN	OUT	G2	DELTA
		ADMIN	OUT	G2x	29881
		CLIN	OUT	G0	29881
		CLIN	OUT	G1	29881
		CLIN	OUT	G1x	29881
C 3	29871	ADMIN	OUT	G2	29881
		ADMIN	OUT	G2	DELTA
		ADMIN	OUT	G2x	29881
		CLIN	OUT	G0	29881
		CLIN	OUT	G1	29881
		CLIN	OUT	G1	DELTA
C 3	29874	ADMIN	OUT	G2	29881
		ADMIN	OUT	G2x	29881
		CLIN	OUT	G0	29881
		CLIN	OUT	G1	29881
		CLIN	OUT	G1x	29881
		CLIN	OUT	G1x	29881
C 3	29875	ADMIN	OUT	G2	29881
		ADMIN	OUT	G2x	29881
		CLIN	OUT	G0	29881
		CLIN	OUT	G1	29881
		CLIN	OUT	G1x	29881
C 3	29876	ADMIN	OUT	G2	29881
		ADMIN	OUT	G2	DELTA
		ADMIN	OUT	G2x	29881
		CLIN	OUT	G0	29881
		CLIN	OUT	G1	29881
		CLIN	OUT	G1x	29881

CPEP 3: Orthopaedic Surgery
Data Entry Log

CPEP	PROCCODE	CLINADM	SITE	TIMECAT	SERVREF
C 3	29877	ADMIN	OUT	G2	29881
		ADMIN	OUT	G2x	29881
		CLIN	OUT	G0	29881
		CLIN	OUT	G1	29881
		CLIN	OUT	G1x	29881
C 3	29879	ADMIN	OUT	G2	29881
		ADMIN	OUT	G2x	29881
		CLIN	OUT	G0	29881
		CLIN	OUT	G1	29881
		CLIN	OUT	G1x	29881
C 3	29880	ADMIN	OUT	G2	29881
		ADMIN	OUT	G2x	29881
		CLIN	OUT	G0	29881
		CLIN	OUT	G1	29881
		CLIN	OUT	G1x	29881
C 3	29882	ADMIN	OUT	G2	29881
		ADMIN	OUT	G2x	29881
		CLIN	OUT	G0	29881
		CLIN	OUT	G1	29881
		CLIN	OUT	G1x	29881
C 3	29883	ADMIN	OUT	G2	29881
		ADMIN	OUT	G2x	29881
		CLIN	OUT	G0	29881
		CLIN	OUT	G1	29881
		CLIN	OUT	G1x	29881
C 3	29884	ADMIN	OUT	G2	29881
		ADMIN	OUT	G2	DELTA
		ADMIN	OUT	G2x	29881
		CLIN	OUT	G0	29881
		CLIN	OUT	G1	29881
		CLIN	OUT	G1x	29881
C 3	29885	ADMIN	OUT	G2	29881
		ADMIN	OUT	G2	DELTA
		ADMIN	OUT	G2x	29881
		CLIN	OUT	G0	29881
		CLIN	OUT	G1	29881
		CLIN	OUT	G1x	29881
C 3	29886	ADMIN	OUT	G2	29881
		ADMIN	OUT	G2	DELTA
		ADMIN	OUT	G2x	29881
		CLIN	OUT	G0	29881
		CLIN	OUT	G1	29881
		CLIN	OUT	G1x	29881
C 3	29887	ADMIN	OUT	G2	29881
		ADMIN	OUT	G2	DELTA
		ADMIN	OUT	G2x	29881
		CLIN	OUT	G0	29881
		CLIN	OUT	G1	29881
		CLIN	OUT	G1x	29881
C 3	29888	ADMIN	OUT	G2	29881
		ADMIN	OUT	G2	DELTA
		ADMIN	OUT	G2x	29881
		CLIN	OUT	G0	29881
		CLIN	OUT	G1	29881
		CLIN	OUT	G1x	DELTA 29881

CPEP 3: Orthopaedic Surgery
Data Entry Log

CPEP	PROCCODE	CLINADM	SITE	TIMECAT	SERVREF
C 3	29889	ADMIN	OUT	G2	29881
		ADMIN	OUT	G2	DELTA
		ADMIN	OUT	G2x	29881
		CLIN	OUT	G0	29881
		CLIN	OUT	G1	29881
		CLIN	OUT	G1	DELTA
		CLIN	OUT	G1x	29881
C 3	29894	ADMIN	OUT	G2	27814
		ADMIN	OUT	G2	DELTA
		ADMIN	OUT	G2x	27814
		CLIN	OUT	G0	29881
		CLIN	OUT	G1	27814
		CLIN	OUT	G1	DELTA
		CLIN	OUT	G1x	27814
C 3	29895	ADMIN	OUT	G2	27814
		ADMIN	OUT	G2	DELTA
		ADMIN	OUT	G2x	27814
		CLIN	OUT	G0	29881
		CLIN	OUT	G1	27814
		CLIN	OUT	G1	DELTA
		CLIN	OUT	G1x	27814
C 3	29897	ADMIN	OUT	G2	27814
		ADMIN	OUT	G2	DELTA
		ADMIN	OUT	G2x	27814
		CLIN	OUT	G0	29881
		CLIN	OUT	G1	27814
		CLIN	OUT	G1	DELTA
		CLIN	OUT	G1x	27814
C 3	29898	ADMIN	OUT	G2	27814
		ADMIN	OUT	G2	DELTA
		ADMIN	OUT	G2x	27814
		CLIN	OUT	G0	29881
		CLIN	OUT	G1	27814
		CLIN	OUT	G1	DELTA
		CLIN	OUT	G1x	27814
C 3	63001	ADMIN	OUT	G2	63030
		ADMIN	OUT	G2x	63030
		CLIN	OUT	G0	63030
		CLIN	OUT	G1	63030
		CLIN	OUT	G1x	63030
C 3	63003	ADMIN	OUT	G2	63030
		ADMIN	OUT	G2x	63030
		CLIN	OUT	G0	63030
		CLIN	OUT	G1	63030
		CLIN	OUT	G1x	63030
C 3	63005	ADMIN	OUT	G2	63030
		ADMIN	OUT	G2x	63030
		CLIN	OUT	G0	63030
		CLIN	OUT	G1	63030
		CLIN	OUT	G1x	63030
C 3	63011	ADMIN	OUT	G2	63030
		ADMIN	OUT	G2x	63030
		CLIN	OUT	G0	63030
		CLIN	OUT	G1	63030
		CLIN	OUT	G1x	63030
C 3	63015	ADMIN	OUT	G2	63030
		ADMIN	OUT	G2x	63030
		CLIN	OUT	G0	63030
		CLIN	OUT	G1	63030
		CLIN	OUT	G1x	63030

CPEP 3: Orthopaedic Surgery
Data Entry Log

CPEP	PROCCODE	CLINADM	SITE	TIMECAT	SERVREF
C 3	63016	ADMIN	OUT	G2	63030
		ADMIN	OUT	G2x	63030
		CLIN	OUT	G0	63030
		CLIN	OUT	G1	63030
		CLIN	OUT	G1x	63030
C 3	63017	ADMIN	OUT	G2	63030
		ADMIN	OUT	G2x	63030
		CLIN	OUT	G0	63030
		CLIN	OUT	G1	63030
		CLIN	OUT	G1x	63030
C 3	63020	ADMIN	OUT	G2	63030
		ADMIN	OUT	G2x	63030
		CLIN	OUT	G0	63030
		CLIN	OUT	G1	63030
		CLIN	OUT	G1x	63030
C 3	63040	ADMIN	OUT	G2	63030
		ADMIN	OUT	G2x	63030
		CLIN	OUT	G0	63030
		CLIN	OUT	G1	63030
		CLIN	OUT	G1x	63030
C 3	63042	ADMIN	OUT	G2	63030
		ADMIN	OUT	G2x	63030
		CLIN	OUT	G0	63030
		CLIN	OUT	G1	63030
		CLIN	OUT	G1x	63030
C 3	63045	ADMIN	OUT	G2	63030
		ADMIN	OUT	G2x	63030
		CLIN	OUT	G0	63030
		CLIN	OUT	G1	63030
		CLIN	OUT	G1x	63030
C 3	63046	ADMIN	OUT	G2	63030
		ADMIN	OUT	G2x	63030
		CLIN	OUT	G0	63030
		CLIN	OUT	G1	63030
		CLIN	OUT	G1x	63030
C 3	63047	ADMIN	OUT	G2	63030
		ADMIN	OUT	G2x	63030
		CLIN	OUT	G0	63030
		CLIN	OUT	G1	63030
		CLIN	OUT	G1x	63030
C 3	63055	ADMIN	OUT	G2	63030
		ADMIN	OUT	G2x	63030
		CLIN	OUT	G0	63030
		CLIN	OUT	G1	63030
		CLIN	OUT	G1	DELTA
C 3	63056	ADMIN	OUT	G2	63030
		ADMIN	OUT	G2x	63030
		CLIN	OUT	G0	63030
		CLIN	OUT	G1	63030
		CLIN	OUT	G1	DELTA
C 3	63064	ADMIN	OUT	G2	63030
		ADMIN	OUT	G2	DELTA
		ADMIN	OUT	G2x	63030
		CLIN	OUT	G0	63030
		CLIN	OUT	G1	63030
C 3	63064	CLIN	OUT	G1	DELTA
		CLIN	OUT	G1x	63030
		CLIN	OUT	G1x	63030

CPEP 3: Orthopaedic Surgery
Data Entry Log

CPEP	PROCCODE	CLINADM	SITE	TIMECAT	SERVREF
C 3	63075	ADMIN	OUT	G2	63030
		ADMIN	OUT	G2x	63030
		CLIN	OUT	G0	63030
		CLIN	OUT	G1	63030
		CLIN	OUT	G1x	63030
C 3	63077	ADMIN	OUT	G2	63030
		ADMIN	OUT	G2	DELTA
		ADMIN	OUT	G2x	63030
		CLIN	OUT	G0	63030
		CLIN	OUT	G1	63030
		CLIN	OUT	G1	DELTA
		CLIN	OUT	G1x	63030
C 3	63081	ADMIN	OUT	G2	63030
		ADMIN	OUT	G2	DELTA
		ADMIN	OUT	G2x	63030
		CLIN	OUT	G0	63030
		CLIN	OUT	G1	63030
		CLIN	OUT	G1	DELTA
		CLIN	OUT	G1x	63030
C 3	63085	ADMIN	OUT	G2	63030
		ADMIN	OUT	G2	DELTA
		ADMIN	OUT	G2x	63030
		CLIN	OUT	G0	63030
		CLIN	OUT	G1	63030
		CLIN	OUT	G1	DELTA
		CLIN	OUT	G1x	63030
C 3	63087	ADMIN	OUT	G2	63030
		ADMIN	OUT	G2	DELTA
		ADMIN	OUT	G2x	63030
		CLIN	OUT	G0	63030
		CLIN	OUT	G1	63030
		CLIN	OUT	G1	DELTA
		CLIN	OUT	G1x	63030
C 3	63090	ADMIN	OUT	G2	63030
		ADMIN	OUT	G2	DELTA
		ADMIN	OUT	G2x	63030
		CLIN	OUT	G0	63030
		CLIN	OUT	G1	63030
		CLIN	OUT	G1	DELTA
		CLIN	OUT	G1x	63030
C 3	63170	ADMIN	OUT	G2	63030
		ADMIN	OUT	G2x	63030
		CLIN	OUT	G0	63030
		CLIN	OUT	G1	63030
		CLIN	OUT	G1	DELTA
		CLIN	OUT	G1x	63030
		C 3	63172	ADMIN	OUT
ADMIN	OUT			G2	DELTA
ADMIN	OUT			G2x	63030
CLIN	OUT			G0	63030
CLIN	OUT			G1	63030
CLIN	OUT			G1x	63030
C 3	63173			ADMIN	OUT
		ADMIN	OUT	G2	DELTA
		ADMIN	OUT	G2x	63030
		CLIN	OUT	G0	63030
		CLIN	OUT	G1	63030
		CLIN	OUT	G1x	63030

CPEP 3: Orthopaedic Surgery
Data Entry Log

CPEP	PROCCODE	CLINADM	SITE	TIMECAT	SERVREF
C 3	63180	ADMIN	OUT	G2	63030
		ADMIN	OUT	G2	DELTA
		ADMIN	OUT	G2x	63030
		CLIN	OUT	G0	63030
		CLIN	OUT	G1	63030
		CLIN	OUT	G1	DELTA
		CLIN	OUT	G1x	63030
C 3	63182	ADMIN	OUT	G2	63030
		ADMIN	OUT	G2	DELTA
		ADMIN	OUT	G2x	63030
		CLIN	OUT	G0	63030
		CLIN	OUT	G1	63030
		CLIN	OUT	G1	DELTA
		CLIN	OUT	G1x	63030
C 3	63185	ADMIN	OUT	G2	63030
		ADMIN	OUT	G2x	63030
		CLIN	OUT	G0	63030
		CLIN	OUT	G1	63030
		CLIN	OUT	G1	DELTA
		CLIN	OUT	G1x	63030
		C 3	63190	ADMIN	OUT
ADMIN	OUT			G2x	63030
CLIN	OUT			G0	63030
CLIN	OUT			G1	63030
CLIN	OUT			G1	DELTA
CLIN	OUT			G1x	63030
C 3	63191			ADMIN	OUT
		ADMIN	OUT	G2x	63030
		CLIN	OUT	G0	63030
		CLIN	OUT	G1	63030
		CLIN	OUT	G1	DELTA
		CLIN	OUT	G1x	63030
		C 3	63194	ADMIN	OUT
ADMIN	OUT			G2x	63030
CLIN	OUT			G0	63030
CLIN	OUT			G1	63030
CLIN	OUT			G1	DELTA
CLIN	OUT			G1x	63030
C 3	63195			ADMIN	OUT
		ADMIN	OUT	G2x	63030
		CLIN	OUT	G0	63030
		CLIN	OUT	G1	63030
		CLIN	OUT	G1	DELTA
		CLIN	OUT	G1x	63030
		C 3	63196	ADMIN	OUT
ADMIN	OUT			G2x	63030
CLIN	OUT			G0	63030
CLIN	OUT			G1	63030
CLIN	OUT			G1	DELTA
CLIN	OUT			G1x	63030
C 3	63197			ADMIN	OUT
		ADMIN	OUT	G2x	63030
		CLIN	OUT	G0	63030
		CLIN	OUT	G1	63030
		CLIN	OUT	G1	DELTA
		CLIN	OUT	G1x	63030

CPEP 4
CPEP 5
CPEP 6
CPEP 7
CPEP 8

CPEP 3: Orthopaedic Surgery
Data Entry Log

CPEP	PROCCODE	CLINADM	SITE	TIMECAT	SERVREF
C 3	63198	ADMIN	OUT	G2	63030
		ADMIN	OUT	G2x	63030
		CLIN	OUT	G0	63030
		CLIN	OUT	G1	63030
		CLIN	OUT	G1	DELTA
		CLIN	OUT	G1x	63030
C 3	63199	ADMIN	OUT	G2	63030
		ADMIN	OUT	G2x	63030
		CLIN	OUT	G0	63030
		CLIN	OUT	G1	63030
		CLIN	OUT	G1	DELTA
		CLIN	OUT	G1x	63030
C 3	63200	ADMIN	OUT	G2	63030
		ADMIN	OUT	G2x	63030
		CLIN	OUT	G0	63030
		CLIN	OUT	G1	63030
		CLIN	OUT	G1	DELTA
		CLIN	OUT	G1x	63030
C 3	64721	ADMIN	OUT	G2	25111
		ADMIN	OUT	G2x	25111
		CLIN	OUT	G0	25111
		CLIN	OUT	G1	25111
		CLIN	OUT	G1	DELTA
		CLIN	OUT	G1x	25111
		CLIN	OUT	G1x	DELTA
C 3	97010	ADMIN	IN	G2	97110
		CLIN	IN	G1	97110
C 3	97012	ADMIN	IN	G2	97110
		CLIN	IN	G1	97110
C 3	97014	ADMIN	IN	G2	97110
		CLIN	IN	G1	97110
C 3	97016	ADMIN	IN	G2	97110
		CLIN	IN	G1	97110
C 3	97018	ADMIN	IN	G2	97110
		CLIN	IN	G1	97110
C 3	97020	ADMIN	IN	G2	97110
		CLIN	IN	G1	97110
C 3	97022	ADMIN	IN	G2	97110
		CLIN	IN	G1	97110
C 3	97024	ADMIN	IN	G2	97110
		CLIN	IN	G1	97110
C 3	97026	ADMIN	IN	G2	97110
		CLIN	IN	G1	97110
C 3	97028	ADMIN	IN	G2	97110
		CLIN	IN	G1	97110
C 3	97032	ADMIN	IN	G2	97110
		CLIN	IN	G1	97110
C 3	97033	ADMIN	IN	G2	97110
		CLIN	IN	G1	97110
C 3	97034	ADMIN	IN	G2	97110
		CLIN	IN	G1	97110
C 3	97035	ADMIN	IN	G2	97110
		CLIN	IN	G1	97110

CPEP 3: Orthopaedic Surgery
Data Entry Log

CPEP	PROCCODE	CLINADM	SITE	TIMECAT	SERVREF
C 3	97036	ADMIN	IN	G2	97110
		CLIN	IN	G1	97110
C 3	97039	ADMIN	IN	G2	97110
		CLIN	IN	G1	97110
C 3	97112	ADMIN	IN	G2	97110
		CLIN	IN	G1	97110
C 3	97113	ADMIN	IN	G2	97110
		CLIN	IN	G1	97110
C 3	97116	ADMIN	IN	G2	97110
		CLIN	IN	G1	97110
C 3	97122	ADMIN	IN	G2	97110
		CLIN	IN	G1	97110
C 3	97124	ADMIN	IN	G2	97110
		CLIN	IN	G1	97110
C 3	97139	ADMIN	IN	G2	97110
		CLIN	IN	G1	97110
C 3	97150	ADMIN	IN	G2	97110
		CLIN	IN	G1	97110
C 3	97250	ADMIN	IN	G2	97110
		CLIN	IN	G1	97110
C 3	97260	ADMIN	IN	G2	97110
		CLIN	IN	G1	97110
C 3	97261	ADMIN	IN	G2	97110
		CLIN	IN	G1	97110
C 3	97265	ADMIN	IN	G2	97110
		CLIN	IN	G1	97110
C 3	97500	ADMIN	IN	G2	97110
		CLIN	IN	G1	97110
C 3	97501	ADMIN	IN	G2	97110
		CLIN	IN	G1	97110
C 3	97520	ADMIN	IN	G2	97110
		CLIN	IN	G1	97110
C 3	97521	ADMIN	IN	G2	97110
		CLIN	IN	G1	97110
C 3	97530	ADMIN	IN	G2	97110
		CLIN	IN	G1	97110
C 3	97700	ADMIN	IN	G2	97110
		CLIN	IN	G1	97110
		CLIN	IN	G1	DELTA
C 3	97701	CLIN	IN	G1	DELTA
C 3	97750	ADMIN	IN	G2	DELTA
		CLIN	IN	G1	DELTA
C 3	98925	ADMIN	IN	G2	97110
		CLIN	IN	G1	97110
C 3	98926	ADMIN	IN	G2	97110
		CLIN	IN	G1	97110

CPEP 4
CPEP 5
CPEP 6
CPEP 7
CPEP 8

CPEP 3: Orthopaedic Surgery
Data Entry Log

CPEP	PROCCODE	CLINADM	SITE	TIMECAT	SERVREF
C 3	98927	ADMIN	IN	G2	97110
		CLIN	IN	G1	97110
C 3	98928	ADMIN	IN	G2	97110
		CLIN	IN	G1	97110
C 3	98929	ADMIN	IN	G2	97110
		CLIN	IN	G1	97110
C 3	99201	ADMIN	IN	G2	99203
		CLIN	IN	G1	99203
		CLIN	IN	G1	DELTA
C 3	99202	ADMIN	IN	G2	99203
		CLIN	IN	G1	99203
		CLIN	IN	G1	DELTA
C 3	99204	ADMIN	IN	G2	99203
		CLIN	IN	G1	99203
C 3	99205	ADMIN	IN	G2	99203
		CLIN	IN	G1	99203
C 3	99211	ADMIN	IN	G2	99213
		CLIN	IN	G1	99213
		CLIN	IN	G1	DELTA
C 3	99212	ADMIN	IN	G2	99213
		CLIN	IN	G1	99213
		CLIN	IN	G1	DELTA
C 3	99214	ADMIN	IN	G2	99213
		CLIN	IN	G1	99213
C 3	99215	ADMIN	IN	G2	99213
		CLIN	IN	G1	99213
C 3	99241	ADMIN	IN	G2	99243
		ADMIN	OUT	G2	99243
		CLIN	IN	G1	99243
		CLIN	IN	G1	DELTA
C 3	99242	ADMIN	IN	G2	99243
		ADMIN	OUT	G2	99243
		CLIN	IN	G1	99243
C 3	99244	ADMIN	IN	G2	99243
		ADMIN	OUT	G2	99243
		CLIN	IN	G1	99243
C 3	99245	ADMIN	IN	G2	99243
		ADMIN	OUT	G2	99243
		CLIN	IN	G1	99243
C 3	99354	ADMIN	IN	G2	DELTA
C 3	99355	ADMIN	IN	G2	DELTA
C 3	99381	ADMIN	IN	G2	99203
		CLIN	IN	G1	99203
C 3	99382	ADMIN	IN	G2	99203
		CLIN	IN	G1	99203
C 3	99383	ADMIN	IN	G2	99203
		CLIN	IN	G1	99203
C 3	99384	ADMIN	IN	G2	99203
		CLIN	IN	G1	99203

CPEP 3: Orthopaedic Surgery
Data Entry Log

CPEP	PROCCODE	CLINADM	SITE	TIMECAT	SERVREF
C 3	99385	ADMIN	IN	G2	99203
		CLIN	IN	G1	99203
C 3	99386	ADMIN	IN	G2	99203
		CLIN	IN	G1	99203
C 3	99387	ADMIN	IN	G2	99203
		CLIN	IN	G1	99203
C 3	A2000	ADMIN	IN	G2	97110
		CLIN	IN	G1	97110
C 3	M0005	CLIN	IN	G1	DELTA
C 3	M0006	CLIN	IN	G1	DELTA
C 3	M0007	CLIN	IN	G1	DELTA
C 3	M0008	CLIN	IN	G1	DELTA
C 3	Q0103	ADMIN	IN	G2	DELTA
		CLIN	IN	G1	DELTA
C 3	Q0104	ADMIN	IN	G2	DELTA
		CLIN	IN	G1	DELTA




CPEP 4

CPEP 5

CPEP 6


CPEP 7

CPEP 8



**Data Entry Log
(SERVPT)**

- CPEP: The Clinical Practice Expert Panel (abbreviated CPEP) that provided the estimates for the associated service.
- PROCCODE: The HCFA Common Procedure Coding System (HCPCS) Code for the specified service.
- CLINADM: This identifies the record as referring either to clinical staff time (CLIN) or administrative staff time (ADMIN).
- SITE: This identifies whether the service that is being referenced was profiled in-office (IN) or out-of-office (OUT).
- TIMECAT: This identifies the labor time category for which the reference service was used.
- SERVREF: HCPCS Code for the service to which the CPEP referred, in developing estimates.



CPEP 4: OB/GYN
Data Entry Log

CPEP	PROCCODE	CLINADM	SITE	TIMECAT	SERVREF
C 4	11975	ADMIN	IN	G2	57160
		CLIN	IN	G1	57160
C 4	11976	ADMIN	IN	G2	57160
		CLIN	IN	G1	57160
C 4	11977	ADMIN	IN	G2	57160
		ADMIN	OUT	G2	DELTA
		CLIN	IN	G1	57160
C 4	51840	ADMIN	OUT	G2	58150
		ADMIN	OUT	G2x	58150
		CLIN	OUT	G0	57240
		CLIN	OUT	G1	57240
		CLIN	OUT	G1x	57240
C 4	51925	ADMIN	OUT	G2	58150
		ADMIN	OUT	G2x	58150
		CLIN	OUT	G0	58150
		CLIN	OUT	G0	DELTA
		CLIN	OUT	G1	58150
		CLIN	OUT	G1x	58150
C 4	56301	ADMIN	OUT	G2	56300
		ADMIN	OUT	G2x	56300
		CLIN	OUT	G0	56300
		CLIN	OUT	G1	56300
		CLIN	OUT	G1x	56300
C 4	56302	ADMIN	OUT	G2	56300
		ADMIN	OUT	G2x	56300
		CLIN	OUT	G0	56300
		CLIN	OUT	G1	56300
		CLIN	OUT	G1x	56300
C 4	56303	ADMIN	OUT	G2	58150
		ADMIN	OUT	G2x	58150
		CLIN	OUT	G0	58150
		CLIN	OUT	G1	58150
		CLIN	OUT	G1x	58150
C 4	56304	ADMIN	OUT	G2	56300
		ADMIN	OUT	G2x	56300
		CLIN	OUT	G0	56300
		CLIN	OUT	G1	56300
		CLIN	OUT	G1x	56300
C 4	56305	ADMIN	OUT	G2	56300
		ADMIN	OUT	G2x	56300
		CLIN	OUT	G0	56300
		CLIN	OUT	G1	56300
		CLIN	OUT	G1x	56300
C 4	56306	ADMIN	OUT	G2	56300
		ADMIN	OUT	G2x	56300
		CLIN	OUT	G0	56300
		CLIN	OUT	G1	56300
		CLIN	OUT	G1x	56300
C 4	56307	ADMIN	OUT	G2	58150
		ADMIN	OUT	G2x	58150
		CLIN	OUT	G0	58150
		CLIN	OUT	G1	58150
		CLIN	OUT	G1x	58150

CPEP 4: OB/GYN
Data Entry Log

CPEP	PROCCODE	CLINADM	SITE	TIMECAT	SERVREF
C 4	56309	ADMIN	OUT	G2	58150
		ADMIN	OUT	G2x	58150
		CLIN	OUT	G0	58150
		CLIN	OUT	G1	58150
		CLIN	OUT	G1x	58150
C 4	56350	ADMIN	IN	G2	56351
		ADMIN	OUT	G2	56351
		CLIN	IN	G1	56351
		CLIN	OUT	G1	56351
C 4	56352	ADMIN	OUT	G2	56351
		CLIN	OUT	G1	56351
C 4	56353	ADMIN	OUT	G2	56351
		CLIN	OUT	G1	56351
C 4	56354	ADMIN	OUT	G2	56351
		CLIN	OUT	G1	56351
C 4	56355	ADMIN	OUT	G2	56351
		CLIN	OUT	G1	56351
C 4	56356	ADMIN	OUT	G2	56351
		CLIN	OUT	G1	56351
C 4	56360	ADMIN	OUT	G2	56300
		ADMIN	OUT	G2x	56300
		CLIN	OUT	G0	56300
		CLIN	OUT	G1	56300
		CLIN	OUT	G1x	56300
C 4	56361	ADMIN	OUT	G2	56300
		ADMIN	OUT	G2x	56300
		CLIN	OUT	G0	56300
		CLIN	OUT	G1	56300
		CLIN	OUT	G1x	56300
C 4	56405	ADMIN	IN	G2	57500
		ADMIN	IN	G2x	58150
		ADMIN	OUT	G2	57500
		ADMIN	OUT	G2x	58150
		CLIN	IN	G1	57500
		CLIN	IN	G1x	58150
		CLIN	OUT	G1	57500
CLIN	OUT	G1x	58150		
C 4	56420	ADMIN	IN	G2	57500
		ADMIN	IN	G2x	58150
		ADMIN	OUT	G2	57500
		ADMIN	OUT	G2x	58150
		CLIN	IN	G1	57500
		CLIN	IN	G1x	58150
		CLIN	OUT	G1	57500
		CLIN	OUT	G1x	58150
C 4	56440	ADMIN	IN	G2	DELTA
		ADMIN	IN	G2x	58150
		ADMIN	OUT	G2	58150
		ADMIN	OUT	G2x	58150
		CLIN	IN	G1	57500
		CLIN	IN	G1	DELTA
		CLIN	IN	G1x	58150
		CLIN	OUT	G0	DELTA
		CLIN	OUT	G1	57500
CLIN	OUT	G1x	58150		

CPEP 4: OB/GYN
Data Entry Log

CPEP	PROCCODE	CLINADM	SITE	TIMECAT	SERVREF
C 4	56441	ADMIN	IN	G2	DELTA
		ADMIN	IN	G2x	58150
		ADMIN	OUT	G2	58150
		ADMIN	OUT	G2x	58150
		CLIN	IN	G1	57500
		CLIN	IN	G1x	58150
		CLIN	OUT	G0	58150
		CLIN	OUT	G1	57500
		CLIN	OUT	G1x	58150
C 4	56501	ADMIN	IN	G2	57500
		ADMIN	IN	G2x	58150
		ADMIN	OUT	G2	57500
		ADMIN	OUT	G2x	58150
		CLIN	IN	G1	57500
		CLIN	IN	G1x	58150
		CLIN	IN	G1x	DELTA
		CLIN	OUT	G1	57500
		CLIN	OUT	G1x	58150
C 4	56515	ADMIN	IN	G2	DELTA
		ADMIN	IN	G2x	58150
		ADMIN	OUT	G2	58150
		ADMIN	OUT	G2x	58150
		CLIN	IN	G1	57500
		CLIN	IN	G1	DELTA
		CLIN	IN	G1x	58150
		CLIN	OUT	G0	DELTA
		CLIN	OUT	G1	57500
C 4	56605	ADMIN	IN	G2	57500
		ADMIN	OUT	G2	57500
		CLIN	IN	G1	57500
		CLIN	OUT	G1	57500
C 4	56606	ADMIN	IN	G2	57500
		ADMIN	OUT	G2	57500
		CLIN	IN	G1	57500
		CLIN	OUT	G1	57500
C 4	56620	ADMIN	OUT	G2	58150
		ADMIN	OUT	G2x	58150
		CLIN	OUT	G0	57260
		CLIN	OUT	G1	57260
		CLIN	OUT	G1x	57260
		CLIN	OUT	G1x	DELTA
C 4	56625	ADMIN	OUT	G2	58150
		ADMIN	OUT	G2x	58150
		CLIN	OUT	G0	57260
		CLIN	OUT	G1	57260
		CLIN	OUT	G1x	57260
		CLIN	OUT	G1x	DELTA
C 4	56630	ADMIN	OUT	G2	58951
		ADMIN	OUT	G2x	58951
		CLIN	OUT	G0	58951
		CLIN	OUT	G1	58951
		CLIN	OUT	G1x	58951
		CLIN	OUT	G1x	DELTA
C 4	56631	ADMIN	OUT	G2	58951
		ADMIN	OUT	G2x	58951
		CLIN	OUT	G0	58951
		CLIN	OUT	G1	58951
		CLIN	OUT	G1x	58951
		CLIN	OUT	G1x	DELTA

CPEP 9
Data Entry Log
CPEP 5
Data Entry Log
CPEP 6
Data Entry Log
CPEP 7
Data Entry Log
CPEP 8

CPEP 4: OB/GYN
Data Entry Log

CPEP	PROCCODE	CLINADM	SITE	TIMECAT	SERVREF
C 4	56632	ADMIN	OUT	G2	58951
		ADMIN	OUT	G2x	58951
		CLIN	OUT	G0	58951
		CLIN	OUT	G1	58951
		CLIN	OUT	G1x	58951
		CLIN	OUT	G1x	DELTA
C 4	56633	ADMIN	OUT	G2	58951
		ADMIN	OUT	G2x	58951
		CLIN	OUT	G0	58951
		CLIN	OUT	G1	58951
		CLIN	OUT	G1x	58951
		CLIN	OUT	G1x	DELTA
C 4	56634	ADMIN	OUT	G2	58951
		ADMIN	OUT	G2x	58951
		CLIN	OUT	G0	58951
		CLIN	OUT	G1	58951
		CLIN	OUT	G1x	58951
		CLIN	OUT	G1x	DELTA
C 4	56637	ADMIN	OUT	G2	58951
		ADMIN	OUT	G2x	58951
		CLIN	OUT	G0	58951
		CLIN	OUT	G1	58951
		CLIN	OUT	G1x	58951
		CLIN	OUT	G1x	DELTA
C 4	56640	ADMIN	OUT	G2	58951
		ADMIN	OUT	G2x	58951
		CLIN	OUT	G0	58951
		CLIN	OUT	G1	58951
		CLIN	OUT	G1x	58951
		CLIN	OUT	G1x	DELTA
C 4	56700	ADMIN	IN	G2	DELTA
		ADMIN	IN	G2x	58150
		ADMIN	OUT	G2	58150
		ADMIN	OUT	G2x	58150
		CLIN	IN	G1	57500
		CLIN	IN	G1	DELTA
		CLIN	IN	G1x	58150
		CLIN	OUT	G0	DELTA
		CLIN	OUT	G1	57500
		CLIN	OUT	G1x	58150
C 4	56720	ADMIN	IN	G2	DELTA
		ADMIN	OUT	G2	58150
		ADMIN	OUT	G2x	58150
		CLIN	IN	G1	57500
		CLIN	OUT	G0	DELTA
		CLIN	OUT	G1	57500
C 4	56740	ADMIN	IN	G2	DELTA
		ADMIN	IN	G2x	58150
		ADMIN	OUT	G2	58150
		ADMIN	OUT	G2x	58150
		CLIN	IN	G1	57500
		CLIN	IN	G1	DELTA
		CLIN	IN	G1x	58150
		CLIN	OUT	G0	DELTA
		CLIN	OUT	G1	57500
		CLIN	OUT	G1x	58150
C 4	56800	ADMIN	OUT	G2	58150
		ADMIN	OUT	G2x	58150
		CLIN	OUT	G0	DELTA
		CLIN	OUT	G1	57500
		CLIN	OUT	G1x	58150

CPEP 4: OB/GYN
Data Entry Log

CPEP	PROCCODE	CLINADM	SITE	TIMECAT	SERVREF
C 4	56805	ADMIN	OUT	G2	58150
		ADMIN	OUT	G2x	58150
		CLIN	OUT	G0	DELTA
		CLIN	OUT	G1	57500
		CLIN	OUT	G1x	58150
C 4	56810	ADMIN	OUT	G2	58150
		ADMIN	OUT	G2x	58150
		CLIN	OUT	G0	DELTA
		CLIN	OUT	G1	57500
		CLIN	OUT	G1x	58150
C 4	57000	ADMIN	OUT	G2	58150
		ADMIN	OUT	G2x	58150
		CLIN	OUT	G0	DELTA
		CLIN	OUT	G1	57500
		CLIN	OUT	G1x	58150
C 4	57010	ADMIN	OUT	G2	58150
		ADMIN	OUT	G2x	58150
		CLIN	OUT	G0	57260
		CLIN	OUT	G1	57260
		CLIN	OUT	G1x	57260
C 4	57020	ADMIN	IN	G2	57500
		ADMIN	OUT	G2	57500
		CLIN	IN	G1	57500
		CLIN	OUT	G1	57500
C 4	57061	ADMIN	IN	G2	57500
		ADMIN	IN	G2x	58150
		ADMIN	OUT	G2	57500
		ADMIN	OUT	G2x	58150
		CLIN	IN	G1	57500
		CLIN	IN	G1x	58150
		CLIN	IN	G1x	DELTA
		CLIN	OUT	G1	57500
		CLIN	OUT	G1x	58150
		CLIN	OUT	G1x	DELTA
		C 4	57065	ADMIN	IN
ADMIN	IN			G2x	58150
ADMIN	OUT			G2	58150
ADMIN	OUT			G2x	58150
CLIN	IN			G1	57500
CLIN	IN			G1	DELTA
CLIN	IN			G1x	58150
CLIN	OUT			G0	DELTA
CLIN	OUT			G1	57500
C 4	57100	ADMIN	IN	G2	57500
		ADMIN	OUT	G2	57500
		CLIN	IN	G1	57500
		CLIN	OUT	G1	57500
C 4	57105	ADMIN	IN	G2	DELTA
		ADMIN	IN	G2x	58150
		ADMIN	OUT	G2	58150
		ADMIN	OUT	G2x	58150
		CLIN	IN	G1	57500
		CLIN	IN	G1	DELTA
		CLIN	IN	G1x	58150
		CLIN	OUT	G0	DELTA
		CLIN	OUT	G1	57500
CLIN	OUT	G1x	58150		

CPEP 9
Data Entry Log
CPEP 5
Data Entry Log
CPEP 6
Data Entry Log
CPEP 7
Data Entry Log
CPEP 8

CPEP 4: OB/GYN
Data Entry Log

CPEP	PROCCODE	CLINADM	SITE	TIMECAT	SERVREF
C 4	57108	ADMIN	OUT	G2	58150
		ADMIN	OUT	G2x	58150
		CLIN	OUT	G0	57260
		CLIN	OUT	G1	57260
		CLIN	OUT	G1x	57260
C 4	57110	ADMIN	OUT	G2	58150
		ADMIN	OUT	G2x	58150
		CLIN	OUT	G0	58150
		CLIN	OUT	G1	58150
		CLIN	OUT	G1x	58150
C 4	57120	ADMIN	OUT	G2	58150
		ADMIN	OUT	G2x	58150
		CLIN	OUT	G0	57260
		CLIN	OUT	G1	57260
		CLIN	OUT	G1x	57260
C 4	57130	ADMIN	OUT	G2	58150
		ADMIN	OUT	G2x	58150
		CLIN	OUT	G0	DELTA
		CLIN	OUT	G1	57500
		CLIN	OUT	G1x	58150
C 4	57135	ADMIN	IN	G2	DELTA
		ADMIN	IN	G2x	58150
		ADMIN	OUT	G2	58150
		ADMIN	OUT	G2x	58150
		CLIN	IN	G1	57500
		CLIN	IN	G1	DELTA
		CLIN	IN	G1x	58150
		CLIN	OUT	G0	DELTA
		CLIN	OUT	G1	57500
		CLIN	OUT	G1x	58150
C 4	57150	ADMIN	IN	G2	57500
		CLIN	IN	G1	57500
		CLIN	IN	G1	DELTA
C 4	57170	ADMIN	IN	G2	57160
		CLIN	IN	G1	57160
C 4	57180	ADMIN	IN	G2	57500
		ADMIN	IN	G2x	58150
		ADMIN	OUT	G2	57500
		ADMIN	OUT	G2x	58150
		CLIN	IN	G1	57500
		CLIN	IN	G1	DELTA
		CLIN	IN	G1x	58150
		CLIN	OUT	G1	57500
		CLIN	OUT	G1	DELTA
		CLIN	OUT	G1x	58150
C 4	57200	ADMIN	OUT	G2	58150
		ADMIN	OUT	G2x	58150
		CLIN	OUT	G0	DELTA
		CLIN	OUT	G1	57500
		CLIN	OUT	G1x	58150
C 4	57210	ADMIN	OUT	G2	58150
		ADMIN	OUT	G2x	58150
		CLIN	OUT	G0	DELTA
		CLIN	OUT	G1	57500
		CLIN	OUT	G1x	58150
C 4	57220	ADMIN	OUT	G2	58150
		ADMIN	OUT	G2x	58150
		CLIN	OUT	G0	57260
		CLIN	OUT	G1	57260
		CLIN	OUT	G1x	57260

CPEP 4: OB/GYN
Data Entry Log

CPEP	PROCCODE	CLINADM	SITE	TIMECAT	SERVREF
C 4	57230	ADMIN	OUT	G2	58150
		ADMIN	OUT	G2x	58150
		CLIN	OUT	G0	57240
		CLIN	OUT	G1	57240
		CLIN	OUT	G1x	57240
C 4	57250	ADMIN	OUT	G2	58150
		ADMIN	OUT	G2x	58150
		CLIN	OUT	G0	57260
		CLIN	OUT	G1	57260
		CLIN	OUT	G1x	57260
C 4	57265	ADMIN	OUT	G2	58150
		ADMIN	OUT	G2x	58150
		CLIN	OUT	G0	57240
		CLIN	OUT	G1	57240
		CLIN	OUT	G1x	57240
C 4	57268	ADMIN	OUT	G2	58150
		ADMIN	OUT	G2x	58150
		CLIN	OUT	G0	57260
		CLIN	OUT	G1	57260
		CLIN	OUT	G1x	57260
C 4	57270	ADMIN	OUT	G2	58150
		ADMIN	OUT	G2x	58150
		CLIN	OUT	G0	58150
		CLIN	OUT	G1	58150
		CLIN	OUT	G1x	58150
C 4	57280	ADMIN	OUT	G2	58150
		ADMIN	OUT	G2x	58150
		CLIN	OUT	G0	58150
		CLIN	OUT	G1	58150
		CLIN	OUT	G1x	58150
C 4	57282	ADMIN	OUT	G2	58150
		ADMIN	OUT	G2x	58150
		CLIN	OUT	G0	57260
		CLIN	OUT	G1	57260
		CLIN	OUT	G1x	57260
C 4	57288	ADMIN	OUT	G2	58150
		ADMIN	OUT	G2x	58150
		CLIN	OUT	G0	57240
		CLIN	OUT	G1	57240
		CLIN	OUT	G1x	57240
C 4	57289	ADMIN	OUT	G2	58150
		ADMIN	OUT	G2x	58150
		CLIN	OUT	G0	57240
		CLIN	OUT	G1	57240
		CLIN	OUT	G1x	57240
C 4	57291	ADMIN	OUT	G2	58150
		ADMIN	OUT	G2x	58150
		CLIN	OUT	G0	57260
		CLIN	OUT	G1	57260
		CLIN	OUT	G1x	57260
C 4	57292	ADMIN	OUT	G2	58150
		ADMIN	OUT	G2x	58150
		CLIN	OUT	G0	58150
		CLIN	OUT	G1	58150
		CLIN	OUT	G1x	58150

CPEP 9
Data Entry Log
CPEP 5
Data Entry Log
CPEP 6
Data Entry Log
CPEP 7
CPEP 8

CPEP 4: OB/GYN
Data Entry Log

CPEP	PROCCODE	CLINADM	SITE	TIMECAT	SERVREF
C 4	57300	ADMIN	OUT	G2	58150
		ADMIN	OUT	G2x	58150
		CLIN	OUT	G0	57260
		CLIN	OUT	G1	57260
		CLIN	OUT	G1x	57260
C 4	57310	ADMIN	OUT	G2	58150
		ADMIN	OUT	G2x	58150
		CLIN	OUT	G0	57240
		CLIN	OUT	G1	57240
		CLIN	OUT	G1x	57240
C 4	57311	ADMIN	OUT	G2	58150
		ADMIN	OUT	G2x	58150
		CLIN	OUT	G0	57240
		CLIN	OUT	G1	57240
		CLIN	OUT	G1x	57240
		CLIN	OUT	G1x	DELTA
C 4	57320	ADMIN	OUT	G2	58150
		ADMIN	OUT	G2x	58150
		CLIN	OUT	G0	57240
		CLIN	OUT	G1	57240
		CLIN	OUT	G1x	57240
		CLIN	OUT	G1x	DELTA
C 4	57330	ADMIN	OUT	G2	58150
		ADMIN	OUT	G2x	58150
		CLIN	OUT	G0	57240
		CLIN	OUT	G1	57240
		CLIN	OUT	G1x	57240
		CLIN	OUT	G1x	DELTA
C 4	57335	ADMIN	OUT	G2	58150
		ADMIN	OUT	G2x	58150
		CLIN	OUT	G0	58150
		CLIN	OUT	G1	58150
		CLIN	OUT	G1x	58150
C 4	57400	ADMIN	OUT	G2	DELTA
		CLIN	OUT	G0	DELTA
		CLIN	OUT	G1	57500
C 4	57410	ADMIN	IN	G2	DELTA
		ADMIN	OUT	G2	58150
		ADMIN	OUT	G2x	58150
		CLIN	IN	G1	57500
		CLIN	OUT	G0	DELTA
		CLIN	OUT	G1	57500
C 4	57415	ADMIN	IN	G2	DELTA
		ADMIN	IN	G2x	58150
		ADMIN	OUT	G2	58150
		ADMIN	OUT	G2x	58150
		CLIN	IN	G1	57500
		CLIN	IN	G1x	58150
		CLIN	OUT	G0	DELTA
		CLIN	OUT	G1	57500
		CLIN	OUT	G1x	58150
C 4	57452	ADMIN	IN	G2	57454
		ADMIN	OUT	G2	57454
		CLIN	IN	G1	57454
C 4	57460	ADMIN	IN	G2	57454
		ADMIN	OUT	G2	57454
		CLIN	IN	G1	57454

CPEP 4: OB/GYN
Data Entry Log

CPEP	PROCCODE	CLINADM	SITE	TIMECAT	SERVREF
C 4	57505	ADMIN	IN	G2	57500
		ADMIN	IN	G2x	58150
		ADMIN	OUT	G2	57500
		ADMIN	OUT	G2x	58150
		CLIN	IN	G1	57500
		CLIN	IN	G1x	58150
		CLIN	OUT	G1	57500
		CLIN	OUT	G1x	58150
C 4	57510	ADMIN	IN	G2	57500
		ADMIN	IN	G2x	58150
		ADMIN	OUT	G2	57500
		ADMIN	OUT	G2x	58150
		CLIN	IN	G1	57500
		CLIN	IN	G1x	58150
		CLIN	OUT	G1	57500
		CLIN	OUT	G1x	58150
C 4	57511	ADMIN	IN	G2	57454
		ADMIN	IN	G2x	58150
		CLIN	IN	G1	57454
		CLIN	IN	G1x	58150
C 4	57513	ADMIN	IN	G2	57454
		ADMIN	IN	G2x	58150
		ADMIN	OUT	G2	DELTA
		ADMIN	OUT	G2x	58150
		CLIN	IN	G1	57454
		CLIN	IN	G1x	58150
		CLIN	OUT	G1x	DELTA
C 4	57520	ADMIN	IN	G2	DELTA
		ADMIN	IN	G2x	58150
		ADMIN	OUT	G2	58150
		ADMIN	OUT	G2x	58150
		CLIN	IN	G1	57500
		CLIN	IN	G1	DELTA
		CLIN	IN	G1x	58150
		CLIN	OUT	G0	DELTA
		CLIN	OUT	G1	57500
		CLIN	OUT	G1x	58150
C 4	57522	ADMIN	IN	G2	DELTA
		ADMIN	IN	G2x	58150
		ADMIN	OUT	G2	58150
		ADMIN	OUT	G2x	58150
		CLIN	IN	G1	57500
		CLIN	IN	G1	DELTA
		CLIN	IN	G1x	58150
		CLIN	OUT	G0	DELTA
		CLIN	OUT	G1	57500
CLIN	OUT	G1x	58150		
C 4	57530	ADMIN	OUT	G2	58150
		ADMIN	OUT	G2x	58150
		CLIN	OUT	G0	57260
		CLIN	OUT	G1	57260
		CLIN	OUT	G1x	57260
C 4	57540	ADMIN	OUT	G2	58150
		ADMIN	OUT	G2x	58150
		CLIN	OUT	G0	58150
		CLIN	OUT	G1	58150
		CLIN	OUT	G1x	58150
C 4	57545	ADMIN	OUT	G2	58150
		ADMIN	OUT	G2x	58150
		CLIN	OUT	G0	58150
		CLIN	OUT	G1	58150
		CLIN	OUT	G1x	58150

CPEP 9
Data Entry Log
CPEP 5
Data Entry Log
CPEP 6
Data Entry Log
CPEP 7
Data Entry Log
CPEP 8

CPEP 4: OB/GYN
Data Entry Log

CPEP	PROCCODE	CLINADM	SITE	TIMECAT	SERVREF
C 4	57550	ADMIN	OUT	G2	58150
		ADMIN	OUT	G2x	58150
		CLIN	OUT	G0	57260
		CLIN	OUT	G1	57260
		CLIN	OUT	G1x	57260
C 4	57555	ADMIN	OUT	G2	58150
		ADMIN	OUT	G2x	58150
		CLIN	OUT	G0	57240
		CLIN	OUT	G1	57240
		CLIN	OUT	G1x	57240
C 4	57556	ADMIN	OUT	G2	58150
		ADMIN	OUT	G2x	58150
		CLIN	OUT	G0	57260
		CLIN	OUT	G1	57260
		CLIN	OUT	G1x	57260
C 4	57700	ADMIN	OUT	G2	58150
		ADMIN	OUT	G2x	58150
		CLIN	OUT	G0	DELTA
		CLIN	OUT	G1	57500
		CLIN	OUT	G1x	58150
C 4	57720	ADMIN	OUT	G2	58150
		ADMIN	OUT	G2x	58150
		CLIN	OUT	G0	57260
		CLIN	OUT	G1	57260
		CLIN	OUT	G1x	57260
C 4	57800	ADMIN	IN	G2	57500
		ADMIN	OUT	G2	57500
		CLIN	IN	G1	57500
		CLIN	OUT	G1	57500
C 4	57820	ADMIN	IN	G2	DELTA
		ADMIN	IN	G2x	58120
		ADMIN	OUT	G2	58120
		ADMIN	OUT	G2x	58120
		CLIN	IN	G1	DELTA
		CLIN	IN	G1x	58120
		CLIN	OUT	G0	DELTA
		CLIN	OUT	G1	DELTA
		CLIN	OUT	G1x	58120
C 4	58140	ADMIN	OUT	G2	58150
		ADMIN	OUT	G2x	58150
		CLIN	OUT	G0	58150
		CLIN	OUT	G1	58150
		CLIN	OUT	G1x	58150
C 4	58145	ADMIN	OUT	G2	58150
		ADMIN	OUT	G2x	58150
		CLIN	OUT	G0	57260
		CLIN	OUT	G1	57260
		CLIN	OUT	G1x	57260
C 4	58152	ADMIN	OUT	G2	58150
		ADMIN	OUT	G2x	58150
		CLIN	OUT	G0	58150
		CLIN	OUT	G1	58150
		CLIN	OUT	G1x	58150
C 4	58180	ADMIN	OUT	G2	58150
		ADMIN	OUT	G2x	58150
		CLIN	OUT	G0	58150
		CLIN	OUT	G1	58150
		CLIN	OUT	G1x	58150

CPEP 4: OB/GYN
Data Entry Log

CPEP	PROCCODE	CLINADM	SITE	TIMECAT	SERVREF
C 4	58200	ADMIN	OUT	G2	58951
		ADMIN	OUT	G2x	58951
		CLIN	OUT	G0	58951
		CLIN	OUT	G1	58951
		CLIN	OUT	G1x	58951
C 4	58210	ADMIN	OUT	G2	58951
		ADMIN	OUT	G2x	58951
		CLIN	OUT	G0	58951
		CLIN	OUT	G1	58951
		CLIN	OUT	G1x	58951
C 4	58240	ADMIN	OUT	G2	58951
		ADMIN	OUT	G2x	58951
		CLIN	OUT	G0	58951
		CLIN	OUT	G1	58951
		CLIN	OUT	G1x	58951
C 4	58260	ADMIN	OUT	G2	58150
		ADMIN	OUT	G2x	58150
		CLIN	OUT	G0	58150
		CLIN	OUT	G1	58150
		CLIN	OUT	G1x	58150
C 4	58262	ADMIN	OUT	G2	58150
		ADMIN	OUT	G2x	58150
		CLIN	OUT	G0	58150
		CLIN	OUT	G1	58150
		CLIN	OUT	G1x	58150
C 4	58263	ADMIN	OUT	G2	58150
		ADMIN	OUT	G2x	58150
		CLIN	OUT	G0	58150
		CLIN	OUT	G1	58150
		CLIN	OUT	G1x	58150
C 4	58267	ADMIN	OUT	G2	58150
		ADMIN	OUT	G2x	58150
		CLIN	OUT	G0	58150
		CLIN	OUT	G1	58150
		CLIN	OUT	G1x	58150
C 4	58270	ADMIN	OUT	G2	58150
		ADMIN	OUT	G2x	58150
		CLIN	OUT	G0	58150
		CLIN	OUT	G1	58150
		CLIN	OUT	G1x	58150
C 4	58275	ADMIN	OUT	G2	58150
		ADMIN	OUT	G2x	58150
		CLIN	OUT	G0	58150
		CLIN	OUT	G1	58150
		CLIN	OUT	G1x	58150
C 4	58280	ADMIN	OUT	G2	58150
		ADMIN	OUT	G2x	58150
		CLIN	OUT	G0	58150
		CLIN	OUT	G1	58150
		CLIN	OUT	G1x	58150
C 4	58285	ADMIN	OUT	G2	58951
		ADMIN	OUT	G2x	58951
		CLIN	OUT	G0	58951
		CLIN	OUT	G1	58951
		CLIN	OUT	G1x	58951
C 4	58300	ADMIN	IN	G2	57160
		CLIN	IN	G1	57160

CPEP 9
Data Entry Log
CPEP 5
Data Entry Log
CPEP 6
Data Entry Log
CPEP 7
Data Entry Log
CPEP 8
Data Entry Log

CPEP 4: OB/GYN
Data Entry Log

CPEP	PROCCODE	CLINADM	SITE	TIMECAT	SERVREF
C 4	58301	ADMIN	IN	G2	57160
		ADMIN	OUT	G2	DELTA
		CLIN	IN	G1	57160
C 4	58321	ADMIN	IN	G2	59025
		CLIN	IN	G1	59025
C 4	58322	ADMIN	IN	G2	59025
		CLIN	IN	G1	59025
C 4	58323	ADMIN	IN	G2	DELTA
		CLIN	IN	G1	DELTA
C 4	58350	ADMIN	IN	G2	57500
		ADMIN	IN	G2x	58150
		ADMIN	OUT	G2	57500
		ADMIN	OUT	G2x	58150
		CLIN	IN	G1	57500
		CLIN	IN	G1x	58150
		CLIN	IN	G1x	DELTA
		CLIN	OUT	G1	57500
		CLIN	OUT	G1x	58150
CLIN	OUT	G1x	DELTA		
C 4	58400	ADMIN	OUT	G2	58150
		ADMIN	OUT	G2x	58150
		CLIN	OUT	G0	58150
		CLIN	OUT	G1	58150
		CLIN	OUT	G1x	58150
C 4	58410	ADMIN	OUT	G2	58150
		ADMIN	OUT	G2x	58150
		CLIN	OUT	G0	57260
		CLIN	OUT	G1	57260
		CLIN	OUT	G1x	57260
C 4	58520	ADMIN	OUT	G2	58150
		ADMIN	OUT	G2x	58150
		CLIN	OUT	G0	58150
		CLIN	OUT	G1	58150
		CLIN	OUT	G1x	58150
C 4	58540	ADMIN	OUT	G2	58150
		ADMIN	OUT	G2x	58150
		CLIN	OUT	G0	58150
		CLIN	OUT	G1	58150
		CLIN	OUT	G1x	58150
C 4	58600	ADMIN	OUT	G2	58150
		ADMIN	OUT	G2x	58150
		CLIN	OUT	G0	58150
		CLIN	OUT	G1	58150
		CLIN	OUT	G1x	58150
C 4	58605	ADMIN	OUT	G2	58150
		ADMIN	OUT	G2x	58150
		CLIN	OUT	G0	58150
		CLIN	OUT	G1	58150
		CLIN	OUT	G1x	58150
C 4	58611	ADMIN	OUT	G2	DELTA
		CLIN	OUT	G1	DELTA
C 4	58615	ADMIN	OUT	G2	58150
		ADMIN	OUT	G2x	58150
		CLIN	OUT	G0	58150
		CLIN	OUT	G1	58150
		CLIN	OUT	G1x	58150

CPEP 4: OB/GYN
Data Entry Log

CPEP	PROCCODE	CLINADM	SITE	TIMECAT	SERVREF
C 4	58700	ADMIN	OUT	G2	58150
		ADMIN	OUT	G2x	58150
		CLIN	OUT	G0	58150
		CLIN	OUT	G1	58150
		CLIN	OUT	G1x	58150
C 4	58740	ADMIN	OUT	G2	58150
		ADMIN	OUT	G2x	58150
		CLIN	OUT	G0	58150
		CLIN	OUT	G1	58150
		CLIN	OUT	G1x	58150
C 4	58750	ADMIN	OUT	G2	58150
		ADMIN	OUT	G2x	58150
		CLIN	OUT	G0	58150
		CLIN	OUT	G1	58150
		CLIN	OUT	G1x	58150
C 4	58752	ADMIN	OUT	G2	58150
		ADMIN	OUT	G2x	58150
		CLIN	OUT	G0	58150
		CLIN	OUT	G1	58150
		CLIN	OUT	G1x	58150
C 4	58760	ADMIN	OUT	G2	58150
		ADMIN	OUT	G2x	58150
		CLIN	OUT	G0	58150
		CLIN	OUT	G1	58150
		CLIN	OUT	G1x	58150
C 4	58770	ADMIN	OUT	G2	58150
		ADMIN	OUT	G2x	58150
		CLIN	OUT	G0	58150
		CLIN	OUT	G1	58150
		CLIN	OUT	G1x	58150
C 4	58800	ADMIN	IN	G2	DELTA
		ADMIN	OUT	G2	DELTA
		CLIN	IN	G1	DELTA
C 4	58805	ADMIN	OUT	G2	58150
		ADMIN	OUT	G2x	58150
		CLIN	OUT	G0	58150
		CLIN	OUT	G1	58150
		CLIN	OUT	G1x	58150
C 4	58820	ADMIN	OUT	G2	58150
		ADMIN	OUT	G2x	58150
		CLIN	OUT	G0	57260
		CLIN	OUT	G1	57260
		CLIN	OUT	G1x	57260
C 4	58822	ADMIN	OUT	G2	58150
		ADMIN	OUT	G2x	58150
		CLIN	OUT	G0	58150
		CLIN	OUT	G1	58150
		CLIN	OUT	G1x	58150
C 4	58825	ADMIN	OUT	G2	58150
		ADMIN	OUT	G2x	58150
		CLIN	OUT	G0	58150
		CLIN	OUT	G1	58150
		CLIN	OUT	G1x	58150
C 4	58900	ADMIN	OUT	G2	58150
		ADMIN	OUT	G2x	58150
		CLIN	OUT	G0	58150
		CLIN	OUT	G1	58150
		CLIN	OUT	G1x	58150

CPEP 4: OB/GYN
Data Entry Log

CPEP	PROCCODE	CLINADM	SITE	TIMECAT	SERVREF
C 4	58920	ADMIN	OUT	G2	58150
		ADMIN	OUT	G2x	58150
		CLIN	OUT	G0	58150
		CLIN	OUT	G1	58150
		CLIN	OUT	G1x	58150
C 4	58925	ADMIN	OUT	G2	58150
		ADMIN	OUT	G2x	58150
		CLIN	OUT	G0	58150
		CLIN	OUT	G1	58150
		CLIN	OUT	G1x	58150
C 4	58940	ADMIN	OUT	G2	58150
		ADMIN	OUT	G2x	58150
		CLIN	OUT	G0	58150
		CLIN	OUT	G1	58150
		CLIN	OUT	G1x	58150
C 4	58943	ADMIN	OUT	G2	58951
		ADMIN	OUT	G2x	58951
		CLIN	OUT	G0	58951
		CLIN	OUT	G1	58951
		CLIN	OUT	G1x	58951
C 4	58950	ADMIN	OUT	G2	58951
		ADMIN	OUT	G2x	58951
		CLIN	OUT	G0	58951
		CLIN	OUT	G1	58951
		CLIN	OUT	G1x	58951
C 4	58952	ADMIN	OUT	G2	58951
		ADMIN	OUT	G2x	58951
		CLIN	OUT	G0	58951
		CLIN	OUT	G1	58951
		CLIN	OUT	G1x	58951
C 4	58960	ADMIN	OUT	G2	58951
		ADMIN	OUT	G2x	58951
		CLIN	OUT	G0	58951
		CLIN	OUT	G1	58951
		CLIN	OUT	G1x	58951
C 4	58970	ADMIN	IN	G2	DELTA
		ADMIN	OUT	G2	DELTA
		CLIN	IN	G1	DELTA
		CLIN	OUT	G1	DELTA
C 4	58972	ADMIN	IN	G2	DELTA
		CLIN	IN	G1	DELTA
C 4	58974	ADMIN	IN	G2	59025
		ADMIN	IN	G2	DELTA
		ADMIN	OUT	G2	DELTA
		CLIN	IN	G1	59025
		CLIN	IN	G1	DELTA
		CLIN	OUT	G1	DELTA
C 4	58976	ADMIN	IN	G2	59025
		ADMIN	OUT	G2	DELTA
		CLIN	IN	G1	59025
		CLIN	IN	G1	DELTA
		CLIN	OUT	G1	DELTA
C 4	59000	ADMIN	IN	G2	59025
		ADMIN	OUT	G2	59025
		CLIN	IN	G1	DELTA
C 4	59012	ADMIN	OUT	G2	59025

CPEP 4: OB/GYN
Data Entry Log

CPEP	PROCCODE	CLINADM	SITE	TIMECAT	SERVREF
C 4	59015	ADMIN	IN	G2	59025
		ADMIN	OUT	G2	59025
		CLIN	IN	G1	DELTA
C 4	59020	ADMIN	IN	G2	59025
		ADMIN	OUT	G2	59025
		CLIN	IN	G1	59025
		CLIN	IN	G1	DELTA
C 4	59030	ADMIN	OUT	G2	59025
C 4	59050	ADMIN	OUT	G2	59025
C 4	59051	ADMIN	OUT	G2	59025
C 4	59100	ADMIN	OUT	G2	58150
		ADMIN	OUT	G2x	58150
		CLIN	OUT	G0	58150
		CLIN	OUT	G1	58150
		CLIN	OUT	G1x	58150
C 4	59120	ADMIN	OUT	G2	58150
		ADMIN	OUT	G2x	58150
		CLIN	OUT	G0	58150
		CLIN	OUT	G1	58150
		CLIN	OUT	G1x	58150
C 4	59121	ADMIN	OUT	G2	58150
		ADMIN	OUT	G2x	58150
		CLIN	OUT	G0	58150
		CLIN	OUT	G1	58150
		CLIN	OUT	G1x	58150
C 4	59130	ADMIN	OUT	G2	58150
		ADMIN	OUT	G2x	58150
		CLIN	OUT	G0	58150
		CLIN	OUT	G1	58150
		CLIN	OUT	G1x	58150
C 4	59135	ADMIN	OUT	G2	58150
		ADMIN	OUT	G2x	58150
		CLIN	OUT	G0	58150
		CLIN	OUT	G1	58150
		CLIN	OUT	G1x	58150
C 4	59136	ADMIN	OUT	G2	58150
		ADMIN	OUT	G2x	58150
		CLIN	OUT	G0	58150
		CLIN	OUT	G1	58150
		CLIN	OUT	G1x	58150
C 4	59140	ADMIN	IN	G2	DELTA
		ADMIN	IN	G2x	58120
		ADMIN	OUT	G2	58120
		ADMIN	OUT	G2x	58120
		CLIN	IN	G1	58120
		CLIN	IN	G1x	58120
		CLIN	OUT	G0	58120
		CLIN	OUT	G1	58120
		CLIN	OUT	G1x	58120
C 4	59150	ADMIN	OUT	G2	56300
		ADMIN	OUT	G2x	56300
		CLIN	OUT	G0	56300
		CLIN	OUT	G1	56300
		CLIN	OUT	G1x	56300

CPEP 4: OB/GYN
Data Entry Log

CPEP	PROCCODE	CLINADM	SITE	TIMECAT	SERVREF
C 4	59151	ADMIN	OUT	G2	58150
		ADMIN	OUT	G2x	58150
		CLIN	OUT	G0	58150
		CLIN	OUT	G1	58150
		CLIN	OUT	G1x	58150
C 4	59160	ADMIN	IN	G2	58120
		ADMIN	IN	G2x	58120
		ADMIN	OUT	G2	58120
		ADMIN	OUT	G2x	58120
		CLIN	IN	G1	58120
		CLIN	IN	G1x	58120
		CLIN	OUT	G0	58120
		CLIN	OUT	G1	58120
C 4	59200	ADMIN	IN	G2	57160
		ADMIN	OUT	G2	DELTA
		CLIN	IN	G1	57160
C 4	59320	ADMIN	OUT	G2	58150
		ADMIN	OUT	G2x	58150
		CLIN	OUT	G0	DELTA
		CLIN	OUT	G1	57500
C 4	59325	ADMIN	OUT	G2	58150
		ADMIN	OUT	G2x	58150
		CLIN	OUT	G0	DELTA
		CLIN	OUT	G1	57500
		CLIN	OUT	G1	DELTA
C 4	59350	ADMIN	OUT	G2	56351
		CLIN	OUT	G1	DELTA
C 4	59409	ADMIN	OUT	G2	DELTA
		CLIN	OUT	G1	DELTA
C 4	59410	ADMIN	OUT	G2	DELTA
		CLIN	OUT	G1	DELTA
		CLIN	OUT	G1x	DELTA
C 4	59412	ADMIN	IN	G2	59025
		ADMIN	OUT	G2	DELTA
		CLIN	IN	G1	59025
		CLIN	IN	G1	DELTA
		CLIN	OUT	G1	DELTA
C 4	59414	ADMIN	OUT	G2	58150
		ADMIN	OUT	G2x	58150
		ADMIN	OUT	G2x	DELTA
		CLIN	OUT	G0	DELTA
		CLIN	OUT	G1	57500
		CLIN	OUT	G1x	DELTA
C 4	59425	ADMIN	IN	G2	DELTA
		ADMIN	OUT	G2	DELTA
		CLIN	IN	G1x	59400
		CLIN	OUT	G1x	59400
C 4	59426	ADMIN	IN	G2	DELTA
		ADMIN	OUT	G2	DELTA
		CLIN	IN	G1x	59400
		CLIN	OUT	G1x	59400
C 4	59430	ADMIN	IN	G2	DELTA
		ADMIN	OUT	G2	DELTA
		CLIN	IN	G1x	DELTA
		CLIN	OUT	G1x	DELTA

CPEP 4: OB/GYN
Data Entry Log

CPEP	PROCCODE	CLINADM	SITE	TIMECAT	SERVREF
C 4	59510	ADMIN	OUT	G2	DELTA
		CLIN	OUT	G1	59400
		CLIN	OUT	G1x	59400
		CLIN	OUT	G1x	DELTA
C 4	59514	ADMIN	OUT	G2	DELTA
		CLIN	OUT	G1	DELTA
C 4	59515	ADMIN	OUT	G2	DELTA
		CLIN	OUT	G1	DELTA
		CLIN	OUT	G1x	DELTA
C 4	59525	ADMIN	OUT	G2	DELTA
		CLIN	OUT	G0	58150
		CLIN	OUT	G0	DELTA
		CLIN	OUT	G1	58150
		CLIN	OUT	G1	DELTA
		CLIN	OUT	G1x	58150
C 4	59820	ADMIN	IN	G2	59812
		ADMIN	IN	G2x	59812
		ADMIN	OUT	G2	59812
		ADMIN	OUT	G2x	59812
		CLIN	IN	G1	59812
		CLIN	IN	G1x	59812
		CLIN	OUT	G0	59812
		CLIN	OUT	G1	59812
		CLIN	OUT	G1	DELTA
		CLIN	OUT	G1x	59812
C 4	59821	ADMIN	IN	G2	59812
		ADMIN	IN	G2x	59812
		ADMIN	OUT	G2	59812
		ADMIN	OUT	G2x	59812
		CLIN	IN	G1	59812
		CLIN	IN	G1x	59812
		CLIN	OUT	G0	59812
		CLIN	OUT	G1	59812
C 4	59830	ADMIN	OUT	G2	59812
		ADMIN	OUT	G2x	59812
		CLIN	OUT	G0	59812
		CLIN	OUT	G1	59812
		CLIN	OUT	G1	DELTA
		CLIN	OUT	G1x	59812
C 4	59840	ADMIN	IN	G2	59812
		ADMIN	IN	G2x	59812
		ADMIN	OUT	G2	59812
		ADMIN	OUT	G2x	59812
		CLIN	IN	G1	59812
		CLIN	IN	G1	DELTA
		CLIN	IN	G1x	59812
		CLIN	OUT	G0	59812
		CLIN	OUT	G1	59812
		CLIN	OUT	G1	DELTA
C 4	59841	ADMIN	IN	G2	59812
		ADMIN	IN	G2x	59812
		ADMIN	OUT	G2	59812
		ADMIN	OUT	G2x	59812
		CLIN	IN	G1	59812
		CLIN	IN	G1	DELTA

CPEP 4: OB/GYN
Data Entry Log

CPEP	PROCCODE	CLINADM	SITE	TIMECAT	SERVREF
		CLIN	IN	G1x	59812
		CLIN	OUT	G0	59812
		CLIN	OUT	G1	59812
		CLIN	OUT	G1	DELTA
		CLIN	OUT	G1x	59812
C 4	59850	ADMIN	OUT	G2	DELTA
		CLIN	OUT	G1	DELTA
		CLIN	OUT	G1x	DELTA
C 4	59851	ADMIN	OUT	G2	DELTA
		ADMIN	OUT	G2x	59812
		CLIN	OUT	G1	DELTA
		CLIN	OUT	G1x	DELTA
C 4	59852	ADMIN	OUT	G2	DELTA
		CLIN	OUT	G1	DELTA
		CLIN	OUT	G1x	DELTA
C 4	59855	ADMIN	OUT	G2	DELTA
		CLIN	OUT	G1	DELTA
		CLIN	OUT	G1x	DELTA
C 4	59856	ADMIN	OUT	G2	DELTA
		ADMIN	OUT	G2x	59812
		CLIN	OUT	G1	DELTA
		CLIN	OUT	G1x	DELTA
C 4	59857	ADMIN	OUT	G2	DELTA
		CLIN	OUT	G1	DELTA
		CLIN	OUT	G1x	DELTA
C 4	59870	ADMIN	OUT	G2x	59812
		CLIN	OUT	G0	59812
		CLIN	OUT	G0	DELTA
		CLIN	OUT	G1	59812
		CLIN	OUT	G1x	59812
C 4	76810	ADMIN	IN	G2	76805
		ADMIN	OUT	G2	76805
		CLIN	IN	G1	76805
		CLIN	IN	G1	DELTA
C 4	76815	ADMIN	IN	G2	76805
		ADMIN	OUT	G2	76805
		CLIN	IN	G1	76805
C 4	76816	ADMIN	IN	G2	76805
		ADMIN	OUT	G2	76805
		CLIN	IN	G1	76805
C 4	76818	ADMIN	IN	G2	76805
		ADMIN	OUT	G2	76805
		CLIN	IN	G1	76805
		CLIN	IN	G1	DELTA
C 4	76825	ADMIN	IN	G2	76805
		ADMIN	OUT	G2	76805
		CLIN	IN	G1	76805
		CLIN	IN	G1	DELTA
C 4	76945	ADMIN	IN	G2	76805
		ADMIN	OUT	G2	76805
		CLIN	IN	G1	76805
C 4	76946	ADMIN	IN	G2	76805
		ADMIN	OUT	G2	76805
		CLIN	IN	G1	76805

CPEP 4: OB/GYN
Data Entry Log

CPEP	PROCCODE	CLINADM	SITE	TIMECAT	SERVREF
C 4	76948	ADMIN	IN	G2	76805
		ADMIN	OUT	G2	76805
		CLIN	IN	G1	76805
C 4	99201	ADMIN	IN	G2	99203
		CLIN	IN	G1	99203
		CLIN	IN	G1	DELTA
C 4	99202	ADMIN	IN	G2	99203
		CLIN	IN	G1	99203
C 4	99204	ADMIN	IN	G2	99203
		ADMIN	IN	G2	DELTA
		CLIN	IN	G1	99203
		CLIN	IN	G1	DELTA
C 4	99205	ADMIN	IN	G2	99203
		ADMIN	IN	G2	DELTA
		CLIN	IN	G1	99203
		CLIN	IN	G1	DELTA
C 4	99211	ADMIN	IN	G2	99213
		CLIN	IN	G1	99213
C 4	99212	ADMIN	IN	G2	99213
		CLIN	IN	G1	99213
C 4	99214	ADMIN	IN	G2	99213
		CLIN	IN	G1	99213
C 4	99215	ADMIN	IN	G2	99213
		CLIN	IN	G1	99213
		CLIN	IN	G1	DELTA
C 4	99354	ADMIN	IN	G2	99213
		ADMIN	OUT	G2	99213
		CLIN	IN	G1	99213
		CLIN	IN	G1	DELTA
		CLIN	OUT	G1	99213
C 4	99355	ADMIN	IN	G2	99213
		ADMIN	OUT	G2	99213
		CLIN	IN	G1	99213
		CLIN	IN	G1	DELTA
		CLIN	OUT	G1	99213
C 4	99383	ADMIN	IN	G2	99203
		ADMIN	IN	G2	DELTA
		CLIN	IN	G1	99203
C 4	99384	ADMIN	IN	G2	99203
		ADMIN	IN	G2	DELTA
		CLIN	IN	G1	99203
C 4	99385	ADMIN	IN	G2	99203
		ADMIN	IN	G2	DELTA
		CLIN	IN	G1	99203
C 4	99386	ADMIN	IN	G2	99203
		ADMIN	IN	G2	DELTA
		CLIN	IN	G1	99203
C 4	99387	ADMIN	IN	G2	99203
		ADMIN	IN	G2	DELTA
		CLIN	IN	G1	99203
		CLIN	IN	G1	DELTA
C 4	99393	ADMIN	IN	G2	99213
		CLIN	IN	G1	99213

CPEP 4: OB/GYN
Data Entry Log

CPEP	PROCCODE	CLINADM	SITE	TIMECAT	SERVREF
C 4	99394	ADMIN	IN	G2	99213
		CLIN	IN	G1	99213
C 4	99395	ADMIN	IN	G2	99213
		CLIN	IN	G1	99213
C 4	99396	ADMIN	IN	G2	99213
		CLIN	IN	G1	99213
C 4	99397	ADMIN	IN	G2	99213
		CLIN	IN	G1	99213
		CLIN	IN	G1	DELTA
C 4	99401	ADMIN	IN	G2	99213
		ADMIN	OUT	G2	99213
		CLIN	IN	G1	99213
		CLIN	IN	G1	DELTA
		CLIN	OUT	G1	99213
C 4	99402	ADMIN	IN	G2	99213
		ADMIN	OUT	G2	99213
		CLIN	IN	G1	99213
		CLIN	IN	G1	DELTA
		CLIN	OUT	G1	99213
C 4	99403	ADMIN	IN	G2	99213
		ADMIN	OUT	G2	99213
		CLIN	IN	G1	99213
		CLIN	IN	G1	DELTA
		CLIN	OUT	G1	99213
C 4	99404	ADMIN	IN	G2	99213
		ADMIN	OUT	G2	99213
		CLIN	IN	G1	99213
		CLIN	IN	G1	DELTA
		CLIN	OUT	G1	99213
C 4	Q0091	ADMIN	IN	G2	57500
		CLIN	IN	G1	57500
		CLIN	IN	G1	DELTA

CPEP 9

CPEP 5

CPEP 6

CPEP 7

CPEP 8



**Data Entry Log
(SERVPT)**

- CPEP: The Clinical Practice Expert Panel (abbreviated CPEP) that provided the estimates for the associated service.
- PROCCODE: The HCFA Common Procedure Coding System (HCPCS) Code for the specified service.
- CLINADM: This identifies the record as referring either to clinical staff time (CLIN) or administrative staff time (ADMIN).
- SITE: This identifies whether the service that is being referenced was profiled in-office (IN) or out-of-office (OUT).
- TIMECAT: This identifies the labor time category for which the reference service was used.
- SERVREF: HCPCS Code for the service to which the CPEP referred, in developing estimates.

Faint, illegible text, possibly bleed-through from the reverse side of the page.

CPEP 5: Ophthalmology
Data Entry Log

CPEP	PROCCODE	CLINADM	SITE	TIMECAT	SERVREF
C 5	15820	ADMIN	IN	G2	67904
		ADMIN	IN	G2x	67904
		ADMIN	OUT	G2	67904
		ADMIN	OUT	G2x	67904
		CLIN	IN	G0	67904
		CLIN	IN	G1	67904
		CLIN	IN	G1	DELTA
		CLIN	IN	G1x	67904
		CLIN	OUT	G0	67904
		CLIN	OUT	G1	67904
		CLIN	OUT	G1	DELTA
		CLIN	OUT	G1x	67904
		C 5	15821	ADMIN	IN
ADMIN	IN			G2x	67904
ADMIN	OUT			G2	67904
ADMIN	OUT			G2x	67904
CLIN	IN			G0	67904
CLIN	IN			G1	67904
CLIN	IN			G1	DELTA
CLIN	IN			G1x	67904
CLIN	OUT			G0	67904
CLIN	OUT			G1	67904
CLIN	OUT			G1	DELTA
CLIN	OUT			G1x	67904
C 5	15822			ADMIN	IN
		ADMIN	IN	G2x	67904
		ADMIN	OUT	G2	67904
		ADMIN	OUT	G2x	67904
		CLIN	IN	G0	67904
		CLIN	IN	G1	67904
		CLIN	IN	G1	DELTA
		CLIN	IN	G1x	67904
		CLIN	OUT	G0	67904
		CLIN	OUT	G1	67904
		CLIN	OUT	G1	DELTA
		CLIN	OUT	G1x	67904
		C 5	15823	ADMIN	IN
ADMIN	IN			G2x	67904
ADMIN	OUT			G2	67904
ADMIN	OUT			G2x	67904
CLIN	IN			G0	67904
CLIN	IN			G1	67904
CLIN	IN			G1	DELTA
CLIN	IN			G1x	67904
CLIN	OUT			G0	67904
CLIN	OUT			G1	67904
CLIN	OUT			G1	DELTA
CLIN	OUT			G1x	67904
C 5	61330			ADMIN	OUT
		ADMIN	OUT	G2x	67904
		CLIN	OUT	G0	DELTA
		CLIN	OUT	G1	DELTA
		CLIN	OUT	G1x	DELTA
C 5	61332	ADMIN	OUT	G2	67904
		ADMIN	OUT	G2x	67904
		CLIN	OUT	G0	DELTA
		CLIN	OUT	G1	DELTA
		CLIN	OUT	G1x	DELTA
C 5	64402	ADMIN	IN	G2	65222
		ADMIN	OUT	G2x	65222
		CLIN	IN	G1	65222
		CLIN	IN	G1	DELTA
		CLIN	OUT	G1	DELTA

CPEP 5: Ophthalmology
Data Entry Log

CPEP	PROCCODE	CLINADM	SITE	TIMECAT	SERVREF
C 5	64612	ADMIN	IN	G2	DELTA
		ADMIN	IN	G2x	DELTA
		CLIN	IN	G0	DELTA
		CLIN	IN	G1	DELTA
		CLIN	IN	G1x	DELTA
C 5	65091	ADMIN	OUT	G2	67904
		ADMIN	OUT	G2x	67904
		CLIN	OUT	G0	67904
		CLIN	OUT	G0	DELTA
		CLIN	OUT	G1	67904
		CLIN	OUT	G1	DELTA
C 5	65093	ADMIN	OUT	G2	67904
		ADMIN	OUT	G2x	67904
		CLIN	OUT	G0	67904
		CLIN	OUT	G0	DELTA
		CLIN	OUT	G1	67904
		CLIN	OUT	G1	DELTA
C 5	65101	ADMIN	OUT	G2	67904
		ADMIN	OUT	G2x	67904
		CLIN	OUT	G0	67904
		CLIN	OUT	G0	DELTA
		CLIN	OUT	G1	67904
		CLIN	OUT	G1	DELTA
C 5	65103	ADMIN	OUT	G2	67904
		ADMIN	OUT	G2x	67904
		CLIN	OUT	G0	67904
		CLIN	OUT	G0	DELTA
		CLIN	OUT	G1	67904
		CLIN	OUT	G1	DELTA
C 5	65105	ADMIN	OUT	G2	67904
		ADMIN	OUT	G2x	67904
		CLIN	OUT	G0	67904
		CLIN	OUT	G0	DELTA
		CLIN	OUT	G1	67904
		CLIN	OUT	G1	DELTA
C 5	65110	ADMIN	OUT	G2	67904
		ADMIN	OUT	G2x	67904
		CLIN	OUT	G0	67904
		CLIN	OUT	G0	DELTA
		CLIN	OUT	G1	67904
		CLIN	OUT	G1x	67904
C 5	65112	ADMIN	OUT	G2	67904
		ADMIN	OUT	G2x	67904
		CLIN	OUT	G0	67904
		CLIN	OUT	G0	DELTA
		CLIN	OUT	G1	67904
		CLIN	OUT	G1	DELTA
C 5	65114	ADMIN	OUT	G2	67904
		ADMIN	OUT	G2x	67904
		CLIN	OUT	G0	67904
		CLIN	OUT	G0	DELTA
		CLIN	OUT	G1	67904
		CLIN	OUT	G1	DELTA
C 5	65114	ADMIN	OUT	G2	67904
		ADMIN	OUT	G2x	67904
		CLIN	OUT	G0	67904
		CLIN	OUT	G0	DELTA
		CLIN	OUT	G1	67904
		CLIN	OUT	G1	DELTA
C 5	65114	ADMIN	OUT	G2	67904
		ADMIN	OUT	G2x	67904
		CLIN	OUT	G0	67904
		CLIN	OUT	G0	DELTA
		CLIN	OUT	G1	67904
		CLIN	OUT	G1x	67904

CPEP 5: Ophthalmology
Data Entry Log

CPEP	PROCCODE	CLINADM	SITE	TIMECAT	SERVREF
C 5	65125	ADMIN	IN	G2	DELTA
		ADMIN	IN	G2x	DELTA
		CLIN	IN	G1	DELTA
		CLIN	IN	G1x	67904
C 5	65130	ADMIN	OUT	G2	67904
		ADMIN	OUT	G2x	67904
		CLIN	OUT	G0	67904
		CLIN	OUT	G0	DELTA
		CLIN	OUT	G1	67904
		CLIN	OUT	G1	DELTA
		CLIN	OUT	G1x	67904
C 5	65135	ADMIN	OUT	G2	67904
		ADMIN	OUT	G2x	67904
		CLIN	OUT	G0	67904
		CLIN	OUT	G0	DELTA
		CLIN	OUT	G1	67904
		CLIN	OUT	G1	DELTA
		CLIN	OUT	G1x	67904
C 5	65140	ADMIN	OUT	G2	67904
		ADMIN	OUT	G2x	67904
		CLIN	OUT	G0	67904
		CLIN	OUT	G0	DELTA
		CLIN	OUT	G1	67904
		CLIN	OUT	G1	DELTA
		CLIN	OUT	G1x	67904
C 5	65150	ADMIN	OUT	G2	67904
		ADMIN	OUT	G2x	67904
		CLIN	OUT	G0	67904
		CLIN	OUT	G0	DELTA
		CLIN	OUT	G1	67904
		CLIN	OUT	G1	DELTA
		CLIN	OUT	G1x	67904
C 5	65155	ADMIN	OUT	G2	67904
		ADMIN	OUT	G2x	67904
		CLIN	OUT	G0	67904
		CLIN	OUT	G0	DELTA
		CLIN	OUT	G1	67904
		CLIN	OUT	G1	DELTA
		CLIN	OUT	G1x	67904
C 5	65175	ADMIN	OUT	G2	67904
		ADMIN	OUT	G2x	67904
		CLIN	OUT	G0	67904
		CLIN	OUT	G0	DELTA
		CLIN	OUT	G1	67904
		CLIN	OUT	G1	DELTA
		CLIN	OUT	G1x	67904
C 5	65205	ADMIN	IN	G2	65222
		ADMIN	OUT	G2x	65222
		CLIN	IN	G1	65222
		CLIN	IN	G1	DELTA
		CLIN	OUT	G1	DELTA
C 5	65210	ADMIN	IN	G2	65222
		CLIN	IN	G1	65222
		CLIN	IN	G1	DELTA
C 5	65220	ADMIN	IN	G2	65222
		ADMIN	OUT	G2x	65222
		CLIN	IN	G1	65222
		CLIN	IN	G1	DELTA
		CLIN	OUT	G1	DELTA

CPEP 5: Ophthalmology
Data Entry Log

CPEP	PROCCODE	CLINADM	SITE	TIMECAT	SERVREF
C 5	65235	ADMIN	OUT	G2	66984
		ADMIN	OUT	G2x	66984
		ADMIN	OUT	G2x	DELTA
		CLIN	OUT	G0	66984
		CLIN	OUT	G0	DELTA
		CLIN	OUT	G1	66984
		CLIN	OUT	G1	DELTA
		CLIN	OUT	G1x	66984
CLIN	OUT	G1x	DELTA		
C 5	65260	ADMIN	OUT	G2	67108
		ADMIN	OUT	G2x	67108
		CLIN	OUT	G0	DELTA
		CLIN	OUT	G1	DELTA
		CLIN	OUT	G1x	DELTA
C 5	65265	ADMIN	OUT	G2	67108
		ADMIN	OUT	G2x	67108
		CLIN	OUT	G0	DELTA
		CLIN	OUT	G1	DELTA
		CLIN	OUT	G1x	DELTA
C 5	65270	ADMIN	IN	G2	67840
		ADMIN	IN	G2x	67840
		ADMIN	OUT	G2	67840
		ADMIN	OUT	G2x	67840
		CLIN	IN	G1	67840
		CLIN	IN	G1x	67840
		CLIN	OUT	G1	67840
		CLIN	OUT	G1x	67840
C 5	65272	ADMIN	IN	G2	65420
		ADMIN	IN	G2x	65420
		ADMIN	OUT	G2	65420
		ADMIN	OUT	G2x	65420
		CLIN	IN	G1	65420
		CLIN	IN	G1	DELTA
		CLIN	IN	G1x	65420
		CLIN	OUT	G1	65420
		CLIN	OUT	G1	DELTA
		CLIN	OUT	G1x	65420
C 5	65273	ADMIN	OUT	G2	65420
		ADMIN	OUT	G2x	65420
		CLIN	OUT	G1	65420
		CLIN	OUT	G1	DELTA
		CLIN	OUT	G1x	65420
C 5	65275	ADMIN	IN	G2	65420
		ADMIN	IN	G2x	65420
		ADMIN	OUT	G2	65420
		ADMIN	OUT	G2x	65420
		CLIN	IN	G1	65420
		CLIN	IN	G1	DELTA
		CLIN	IN	G1x	65420
		CLIN	OUT	G1	65420
		CLIN	OUT	G1	DELTA
		CLIN	OUT	G1x	65420
C 5	65280	ADMIN	OUT	G2	66170
		ADMIN	OUT	G2x	66170
		CLIN	OUT	G0	66170
		CLIN	OUT	G1	66170
		CLIN	OUT	G1	DELTA
		CLIN	OUT	G1x	66170

CPEP 5: Ophthalmology
Data Entry Log

CPEP	PROCCODE	CLINADM	SITE	TIMECAT	SERVREF
C 5	65285	ADMIN	OUT	G2	65755
		ADMIN	OUT	G2x	65755
		CLIN	OUT	G0	65755
		CLIN	OUT	G1	65755
		CLIN	OUT	G1	DELTA
		CLIN	OUT	G1x	65755
		CLIN	OUT	G1x	DELTA
C 5	65286	ADMIN	IN	G2	65420
		ADMIN	IN	G2x	65420
		ADMIN	OUT	G2	65420
		ADMIN	OUT	G2x	65420
		CLIN	IN	G1	65420
		CLIN	IN	G1x	65420
		CLIN	OUT	G1	65420
C 5	65290	ADMIN	OUT	G2	67314
		ADMIN	OUT	G2	DELTA
		ADMIN	OUT	G2x	67314
		ADMIN	OUT	G2x	DELTA
		CLIN	OUT	G0	67314
		CLIN	OUT	G0	DELTA
		CLIN	OUT	G1	67314
C 5	65400	ADMIN	OUT	G1	DELTA
		CLIN	OUT	G1x	67314
		CLIN	OUT	G1x	DELTA
		ADMIN	IN	G2	66170
		ADMIN	IN	G2x	66170
		ADMIN	OUT	G2	66170
		ADMIN	OUT	G2x	66170
C 5	65410	CLIN	IN	G0	66170
		CLIN	IN	G1	66170
		CLIN	IN	G1x	66170
		CLIN	OUT	G0	66170
		CLIN	OUT	G1	66170
		CLIN	OUT	G1	DELTA
		CLIN	OUT	G1x	66170
C 5	65426	ADMIN	IN	G2	65420
		ADMIN	IN	G2x	65420
		ADMIN	OUT	G2	65420
		ADMIN	OUT	G2x	65420
		CLIN	IN	G1	65420
		CLIN	IN	G1	DELTA
		CLIN	IN	G1x	65420
C 5	65430	CLIN	OUT	G1	65420
		CLIN	OUT	G1	DELTA
		CLIN	OUT	G1x	65420
		ADMIN	IN	G2	66170
		ADMIN	IN	G2x	66170
		ADMIN	OUT	G2	66170
		ADMIN	OUT	G2x	66170
C 5	65430	CLIN	IN	G0	66170
		CLIN	IN	G1	66170
		CLIN	IN	G1	DELTA
		CLIN	IN	G1x	66170
		CLIN	OUT	G0	66170
		CLIN	OUT	G1	66170
		CLIN	OUT	G1	DELTA
C 5	65430	CLIN	OUT	G1x	66170
		ADMIN	IN	G2	65222
		ADMIN	OUT	G2x	65222
		CLIN	IN	G1	65222
		CLIN	IN	G1	DELTA
CLIN	OUT	G1	DELTA		

CPEP 5: Ophthalmology
Data Entry Log

CPEP	PROCCODE	CLINADM	SITE	TIMECAT	SERVREF
C 5	65435	ADMIN	IN	G2	65420
		ADMIN	IN	G2x	65420
		CLIN	IN	G1	65420
		CLIN	IN	G1	DELTA
		CLIN	IN	G1x	65420
C 5	65436	ADMIN	IN	G2	65420
		ADMIN	IN	G2x	65420
		ADMIN	OUT	G2	65420
		ADMIN	OUT	G2x	65420
		CLIN	IN	G1	65420
		CLIN	IN	G1	DELTA
		CLIN	IN	G1x	65420
		CLIN	OUT	G1	65420
		CLIN	OUT	G1	DELTA
CLIN	OUT	G1x	65420		
C 5	65450	ADMIN	IN	G2	65420
		ADMIN	IN	G2x	65420
		ADMIN	OUT	G2	65420
		ADMIN	OUT	G2x	65420
		CLIN	IN	G1	65420
		CLIN	IN	G1x	65420
		CLIN	OUT	G1	65420
CLIN	OUT	G1x	65420		
C 5	65600	ADMIN	IN	G2	65420
		ADMIN	IN	G2x	65420
		CLIN	IN	G1	65420
		CLIN	IN	G1	DELTA
		CLIN	IN	G1x	65420
C 5	65710	ADMIN	OUT	G2	65755
		ADMIN	OUT	G2x	65755
		CLIN	OUT	G0	65755
		CLIN	OUT	G1	65755
		CLIN	OUT	G1	DELTA
		CLIN	OUT	G1x	65755
C 5	65730	ADMIN	OUT	G2	65755
		ADMIN	OUT	G2x	65755
		CLIN	OUT	G0	65755
		CLIN	OUT	G1	65755
		CLIN	OUT	G1x	65755
C 5	65750	ADMIN	OUT	G2	65755
		ADMIN	OUT	G2x	65755
		CLIN	OUT	G0	65755
		CLIN	OUT	G1	65755
		CLIN	OUT	G1	DELTA
		CLIN	OUT	G1x	65755
C 5	65770	ADMIN	OUT	G2	65755
		ADMIN	OUT	G2x	65755
		CLIN	OUT	G0	65755
		CLIN	OUT	G1	65755
		CLIN	OUT	G1	DELTA
		CLIN	OUT	G1x	65755
C 5	65772	ADMIN	IN	G2	65420
		ADMIN	IN	G2x	65420
		ADMIN	OUT	G2	65420
		ADMIN	OUT	G2x	65420
		CLIN	IN	G0	DELTA
		CLIN	IN	G1	65420
CLIN	IN	G1	DELTA		
CLIN	IN	G1x	65420		
CLIN	OUT	G0	DELTA		
CLIN	OUT	G1	65420		

CPEP 5: Ophthalmology
Data Entry Log

CPEP	PROCCODE	CLINADM	SITE	TIMECAT	SERVREF
		CLIN	OUT	G1	DELTA
		CLIN	OUT	G1x	65420
C 5	65775	ADMIN	OUT	G2	65755
		ADMIN	OUT	G2x	65755
		CLIN	OUT	G0	65755
		CLIN	OUT	G1	65755
		CLIN	OUT	G1	DELTA
		CLIN	OUT	G1x	65755
		CLIN	OUT	G1x	DELTA
C 5	65800	ADMIN	IN	G2	65420
		ADMIN	IN	G2x	65420
		ADMIN	OUT	G2	65420
		ADMIN	OUT	G2x	65420
		CLIN	IN	G0	DELTA
		CLIN	IN	G1	65420
		CLIN	IN	G1	DELTA
		CLIN	IN	G1x	65420
		CLIN	OUT	G0	DELTA
		CLIN	OUT	G1	65420
		CLIN	OUT	G1	DELTA
		CLIN	OUT	G1x	65420
C 5	65805	ADMIN	IN	G2	65420
		ADMIN	IN	G2x	65420
		ADMIN	OUT	G2	65420
		ADMIN	OUT	G2x	65420
		CLIN	IN	G0	DELTA
		CLIN	IN	G1	65420
		CLIN	IN	G1	DELTA
		CLIN	IN	G1x	65420
		CLIN	OUT	G0	DELTA
		CLIN	OUT	G1	65420
		CLIN	OUT	G1	DELTA
		CLIN	OUT	G1x	65420
C 5	65810	ADMIN	OUT	G2	65420
		ADMIN	OUT	G2x	65420
		CLIN	OUT	G0	DELTA
		CLIN	OUT	G1	65420
		CLIN	OUT	G1x	65420
C 5	65815	ADMIN	IN	G2	65420
		ADMIN	IN	G2x	65420
		ADMIN	OUT	G2	65420
		ADMIN	OUT	G2x	65420
		CLIN	IN	G0	DELTA
		CLIN	IN	G1	65420
		CLIN	IN	G1x	65420
		CLIN	OUT	G0	DELTA
		CLIN	OUT	G1	65420
		CLIN	OUT	G1x	65420
C 5	65820	ADMIN	OUT	G2	65420
		ADMIN	OUT	G2x	65420
		CLIN	OUT	G0	DELTA
		CLIN	OUT	G1	65420
		CLIN	OUT	G1x	65420
C 5	65850	ADMIN	OUT	G2	66170
		ADMIN	OUT	G2x	66170
		CLIN	OUT	G0	66170
		CLIN	OUT	G1	66170
		CLIN	OUT	G1	DELTA
		CLIN	OUT	G1x	66170

CPEP 9

CPEP 10

Data Entry Log
CPEP 6

CPEP 7

CPEP 8

CPEP 5: Ophthalmology
Data Entry Log

CPEP	PROCCODE	CLINADM	SITE	TIMECAT	SERVREF
C 5	65855	ADMIN	IN	G2	66821
		ADMIN	IN	G2x	66821
		ADMIN	OUT	G2	66821
		ADMIN	OUT	G2x	66821
		CLIN	IN	G1	66821
		CLIN	IN	G1	DELTA
		CLIN	IN	G1x	66821
		CLIN	OUT	G1	66821
		CLIN	OUT	G1	DELTA
		CLIN	OUT	G1x	66821
C 5	65860	ADMIN	IN	G2	66821
		ADMIN	IN	G2x	66821
		ADMIN	OUT	G2	66821
		ADMIN	OUT	G2x	66821
		CLIN	IN	G1	66821
		CLIN	IN	G1x	66821
		CLIN	OUT	G1	66821
		CLIN	OUT	G1	DELTA
C 5	65865	ADMIN	OUT	G2	66170
		ADMIN	OUT	G2x	66170
		CLIN	OUT	G0	66170
		CLIN	OUT	G1	66170
		CLIN	OUT	G1	DELTA
		CLIN	OUT	G1x	66170
C 5	65870	ADMIN	OUT	G2	66170
		ADMIN	OUT	G2x	66170
		CLIN	OUT	G0	66170
		CLIN	OUT	G1	66170
		CLIN	OUT	G1	DELTA
		CLIN	OUT	G1x	66170
C 5	65875	ADMIN	OUT	G2	66170
		ADMIN	OUT	G2x	66170
		CLIN	OUT	G0	66170
		CLIN	OUT	G1	66170
		CLIN	OUT	G1	DELTA
		CLIN	OUT	G1x	66170
C 5	65880	ADMIN	OUT	G2	66170
		ADMIN	OUT	G2x	66170
		CLIN	OUT	G0	66170
		CLIN	OUT	G1	66170
		CLIN	OUT	G1	DELTA
		CLIN	OUT	G1x	66170
C 5	65900	ADMIN	OUT	G2	65755
		ADMIN	OUT	G2x	65755
		CLIN	OUT	G0	65755
		CLIN	OUT	G1	65755
		CLIN	OUT	G1x	65755
		CLIN	OUT	G1x	DELTA
C 5	65920	ADMIN	OUT	G2	66170
		ADMIN	OUT	G2x	66170
		CLIN	OUT	G0	66170
		CLIN	OUT	G1	66170
		CLIN	OUT	G1	DELTA
		CLIN	OUT	G1x	66170
C 5	65930	ADMIN	OUT	G2	66170
		ADMIN	OUT	G2x	66170
		CLIN	OUT	G0	66170
		CLIN	OUT	G1	66170
		CLIN	OUT	G1	DELTA
		CLIN	OUT	G1x	66170

CPEP 5: Ophthalmology
Data Entry Log

CPEP	PROCCODE	CLINADM	SITE	TIMECAT	SERVREF
C 5	66020	ADMIN	IN	G2	65420
		ADMIN	IN	G2x	65420
		ADMIN	OUT	G2	65420
		ADMIN	OUT	G2x	65420
		CLIN	IN	G1	65420
		CLIN	IN	G1	DELTA
		CLIN	IN	G1x	65420
		CLIN	OUT	G1	65420
		CLIN	OUT	G1	DELTA
		CLIN	OUT	G1x	65420
C 5	66030	ADMIN	IN	G2	65420
		ADMIN	IN	G2x	65420
		ADMIN	OUT	G2	65420
		ADMIN	OUT	G2x	65420
		CLIN	IN	G1	65420
		CLIN	IN	G1	DELTA
		CLIN	IN	G1x	65420
		CLIN	OUT	G1	65420
		CLIN	OUT	G1	DELTA
		CLIN	OUT	G1x	65420
C 5	66130	ADMIN	IN	G2	65420
		ADMIN	IN	G2x	65420
		ADMIN	OUT	G2	65420
		ADMIN	OUT	G2x	65420
		CLIN	IN	G1	65420
		CLIN	IN	G1	DELTA
		CLIN	IN	G1x	65420
		CLIN	OUT	G1	65420
		CLIN	OUT	G1	DELTA
		CLIN	OUT	G1x	65420
C 5	66150	ADMIN	OUT	G2	66170
		ADMIN	OUT	G2x	66170
		CLIN	OUT	G0	66170
		CLIN	OUT	G1	66170
		CLIN	OUT	G1x	66170
		CLIN	OUT	G1x	66170
C 5	66155	ADMIN	OUT	G2	66170
		ADMIN	OUT	G2x	66170
		CLIN	OUT	G0	66170
		CLIN	OUT	G1	66170
		CLIN	OUT	G1	DELTA
		CLIN	OUT	G1x	66170
C 5	66160	ADMIN	OUT	G2	66170
		ADMIN	OUT	G2x	66170
		CLIN	OUT	G0	66170
		CLIN	OUT	G1	66170
		CLIN	OUT	G1	DELTA
		CLIN	OUT	G1x	66170
C 5	66165	ADMIN	OUT	G2	66170
		ADMIN	OUT	G2x	66170
		CLIN	OUT	G0	66170
		CLIN	OUT	G1	66170
		CLIN	OUT	G1	DELTA
		CLIN	OUT	G1x	66170
C 5	66172	ADMIN	OUT	G2	66170
		ADMIN	OUT	G2x	66170
		CLIN	OUT	G0	66170
		CLIN	OUT	G1	66170
		CLIN	OUT	G1	DELTA
		CLIN	OUT	G1x	66170

CPEP 5: Ophthalmology
Data Entry Log

CPEP	PROCCODE	CLINADM	SITE	TIMECAT	SERVREF
C 5	66180	ADMIN	OUT	G2	65755
		ADMIN	OUT	G2x	65755
		CLIN	OUT	G0	65755
		CLIN	OUT	G1	65755
		CLIN	OUT	G1x	65755
		CLIN	OUT	G1x	DELTA
C 5	66185	ADMIN	OUT	G2	66170
		ADMIN	OUT	G2x	66170
		CLIN	OUT	G0	66170
		CLIN	OUT	G1	66170
		CLIN	OUT	G1	DELTA
		CLIN	OUT	G1x	66170
C 5	66220	ADMIN	OUT	G2	67108
		ADMIN	OUT	G2x	67108
		CLIN	OUT	G0	DELTA
		CLIN	OUT	G1	DELTA
		CLIN	OUT	G1x	DELTA
C 5	66225	ADMIN	OUT	G2	65755
		ADMIN	OUT	G2x	65755
		CLIN	OUT	G0	65755
		CLIN	OUT	G1	65755
		CLIN	OUT	G1x	65755
		CLIN	OUT	G1x	DELTA
C 5	66250	ADMIN	IN	G2	66170
		ADMIN	IN	G2x	66170
		ADMIN	OUT	G2	66170
		ADMIN	OUT	G2x	66170
		CLIN	IN	G0	66170
		CLIN	IN	G1	66170
		CLIN	IN	G1x	66170
		CLIN	OUT	G0	66170
		CLIN	OUT	G1	66170
		CLIN	OUT	G1	DELTA
		CLIN	OUT	G1x	66170
		C 5	66500	ADMIN	OUT
ADMIN	OUT			G2x	65420
CLIN	OUT			G1	65420
CLIN	OUT			G1	DELTA
CLIN	OUT			G1x	65420
C 5	66505	ADMIN	OUT	G2	65420
		ADMIN	OUT	G2x	65420
		CLIN	OUT	G1	65420
		CLIN	OUT	G1	DELTA
		CLIN	OUT	G1x	65420
C 5	66600	ADMIN	OUT	G2	65420
		ADMIN	OUT	G2x	65420
		CLIN	OUT	G0	DELTA
		CLIN	OUT	G1	65420
		CLIN	OUT	G1x	65420
C 5	66605	ADMIN	OUT	G2	65755
		ADMIN	OUT	G2x	65755
		CLIN	OUT	G0	65755
		CLIN	OUT	G1	65755
		CLIN	OUT	G1x	65755
		CLIN	OUT	G1x	DELTA

CPEP 5: Ophthalmology
Data Entry Log

CPEP	PROCCODE	CLINADM	SITE	TIMECAT	SERVREF
C 5	66625	ADMIN	IN	G2	65420
		ADMIN	IN	G2x	65420
		ADMIN	OUT	G2	65420
		ADMIN	OUT	G2x	65420
		CLIN	IN	G0	DELTA
		CLIN	IN	G1	65420
		CLIN	IN	G1x	65420
		CLIN	OUT	G0	DELTA
		CLIN	OUT	G1	65420
		CLIN	OUT	G1x	65420
C 5	66630	ADMIN	OUT	G2	65420
		ADMIN	OUT	G2x	65420
		CLIN	OUT	G0	DELTA
		CLIN	OUT	G1	65420
		CLIN	OUT	G1x	65420
C 5	66635	ADMIN	OUT	G2	66170
		ADMIN	OUT	G2x	66170
		CLIN	OUT	G0	66170
		CLIN	OUT	G1	66170
		CLIN	OUT	G1	DELTA
		CLIN	OUT	G1x	66170
C 5	66680	ADMIN	OUT	G2	66170
		ADMIN	OUT	G2x	66170
		CLIN	OUT	G0	66170
		CLIN	OUT	G1	66170
		CLIN	OUT	G1	DELTA
		CLIN	OUT	G1x	66170
C 5	66682	ADMIN	OUT	G2	65420
		ADMIN	OUT	G2x	65420
		CLIN	OUT	G0	DELTA
		CLIN	OUT	G1	65420
		CLIN	OUT	G1x	65420
C 5	66700	ADMIN	IN	G2	65420
		ADMIN	IN	G2x	65420
		ADMIN	OUT	G2	65420
		ADMIN	OUT	G2x	65420
		CLIN	IN	G1	65420
		CLIN	IN	G1x	65420
		CLIN	OUT	G1	65420
		CLIN	OUT	G1x	65420
C 5	66710	ADMIN	IN	G2	65420
		ADMIN	IN	G2x	65420
		ADMIN	OUT	G2	65420
		ADMIN	OUT	G2x	65420
		CLIN	IN	G1	65420
		CLIN	IN	G1x	65420
		CLIN	OUT	G1	65420
		CLIN	OUT	G1x	65420
C 5	66720	ADMIN	IN	G2	65420
		ADMIN	IN	G2x	65420
		ADMIN	OUT	G2	65420
		ADMIN	OUT	G2x	65420
		CLIN	IN	G1	65420
		CLIN	IN	G1x	65420
		CLIN	OUT	G1	65420
		CLIN	OUT	G1x	65420
C 5	66740	ADMIN	OUT	G2	66170
		ADMIN	OUT	G2x	66170
		CLIN	OUT	G0	66170
		CLIN	OUT	G1	66170
		CLIN	OUT	G1	DELTA
		CLIN	OUT	G1x	66170

CPEP 9

CPEP 10

Data Entry Log
CPEP 6

CPEP 7

Data Entry Log
CPEP 8

CPEP 5: Ophthalmology
Data Entry Log

CPEP	PROCCODE	CLINADM	SITE	TIMECAT	SERVREF
C 5	66761	ADMIN	IN	G2	66821
		ADMIN	IN	G2x	66821
		ADMIN	OUT	G2	66821
		ADMIN	OUT	G2x	66821
		CLIN	IN	G1	66821
		CLIN	IN	G1x	66821
		CLIN	OUT	G1	66821
		CLIN	OUT	G1	DELTA
		CLIN	OUT	G1x	66821
C 5	66762	ADMIN	IN	G2	66821
		ADMIN	IN	G2x	66821
		ADMIN	OUT	G2	66821
		ADMIN	OUT	G2x	66821
		CLIN	IN	G1	66821
		CLIN	IN	G1x	66821
		CLIN	OUT	G1	66821
		CLIN	OUT	G1	DELTA
		CLIN	OUT	G1x	66821
C 5	66770	ADMIN	IN	G2	66821
		ADMIN	IN	G2x	66821
		ADMIN	OUT	G2	66821
		ADMIN	OUT	G2x	66821
		CLIN	IN	G1	66821
		CLIN	IN	G1x	66821
		CLIN	OUT	G1	66821
		CLIN	OUT	G1	DELTA
		CLIN	OUT	G1x	66821
C 5	66820	ADMIN	OUT	G2	65420
		ADMIN	OUT	G2x	65420
		CLIN	OUT	G0	DELTA
		CLIN	OUT	G1	65420
		CLIN	OUT	G1x	65420
C 5	66825	ADMIN	OUT	G2	65420
		ADMIN	OUT	G2x	65420
		CLIN	OUT	G0	DELTA
		CLIN	OUT	G1	65420
		CLIN	OUT	G1x	65420
C 5	66830	ADMIN	OUT	G2	66170
		ADMIN	OUT	G2x	66170
		CLIN	OUT	G0	66170
		CLIN	OUT	G1	66170
		CLIN	OUT	G1	DELTA
		CLIN	OUT	G1x	66170
C 5	66840	ADMIN	OUT	G2	66984
		ADMIN	OUT	G2x	66984
		CLIN	OUT	G0	66984
		CLIN	OUT	G0	DELTA
		CLIN	OUT	G1	66984
		CLIN	OUT	G1	DELTA
		CLIN	OUT	G1x	66984
		CLIN	OUT	G1x	DELTA
C 5	66850	ADMIN	OUT	G2	66984
		ADMIN	OUT	G2x	66984
		CLIN	OUT	G0	66984
		CLIN	OUT	G0	DELTA
		CLIN	OUT	G1	66984
		CLIN	OUT	G1	DELTA
		CLIN	OUT	G1x	66984
		CLIN	OUT	G1x	DELTA

CPEP 5: Ophthalmology
Data Entry Log

CPEP	PROCCODE	CLINADM	SITE	TIMECAT	SERVREF
C 5	66852	ADMIN	OUT	G2	66984
		ADMIN	OUT	G2x	66984
		CLIN	OUT	G0	66984
		CLIN	OUT	G0	DELTA
		CLIN	OUT	G1	66984
		CLIN	OUT	G1	DELTA
		CLIN	OUT	G1x	66984
		CLIN	OUT	G1x	DELTA
C 5	66920	ADMIN	OUT	G2	66984
		ADMIN	OUT	G2x	66984
		CLIN	OUT	G0	66984
		CLIN	OUT	G0	DELTA
		CLIN	OUT	G1	66984
		CLIN	OUT	G1	DELTA
		CLIN	OUT	G1x	66984
		CLIN	OUT	G1x	DELTA
C 5	66930	ADMIN	OUT	G2	66984
		ADMIN	OUT	G2x	66984
		CLIN	OUT	G0	66984
		CLIN	OUT	G0	DELTA
		CLIN	OUT	G1	66984
		CLIN	OUT	G1	DELTA
		CLIN	OUT	G1x	66984
		CLIN	OUT	G1x	DELTA
C 5	66940	ADMIN	OUT	G2	66984
		ADMIN	OUT	G2x	66984
		CLIN	OUT	G0	66984
		CLIN	OUT	G0	DELTA
		CLIN	OUT	G1	66984
		CLIN	OUT	G1	DELTA
		CLIN	OUT	G1x	66984
		CLIN	OUT	G1x	DELTA
C 5	66983	ADMIN	OUT	G2	66984
		ADMIN	OUT	G2x	66984
		CLIN	OUT	G0	66984
		CLIN	OUT	G1	66984
		CLIN	OUT	G1x	66984
C 5	66985	ADMIN	OUT	G2	66984
		ADMIN	OUT	G2x	66984
		CLIN	OUT	G0	66984
		CLIN	OUT	G1	66984
		CLIN	OUT	G1	DELTA
		CLIN	OUT	G1x	66984
C 5	66986	ADMIN	OUT	G2	66984
		ADMIN	OUT	G2x	66984
		ADMIN	OUT	G2x	DELTA
		CLIN	OUT	G0	66984
		CLIN	OUT	G0	DELTA
		CLIN	OUT	G1	66984
		CLIN	OUT	G1	DELTA
		CLIN	OUT	G1x	66984
C 5	67005	ADMIN	OUT	G2	DELTA
		CLIN	OUT	G1	DELTA
C 5	67015	ADMIN	OUT	G2	67141
		ADMIN	OUT	G2x	67141
		CLIN	OUT	G0	67141
		CLIN	OUT	G1	67141
		CLIN	OUT	G1	DELTA
		CLIN	OUT	G1x	67141

CPEP 5: Ophthalmology
Data Entry Log

CPEP	PROCCODE	CLINADM	SITE	TIMECAT	SERVREF
c 5	67025	ADMIN	IN	G2	67141
		ADMIN	IN	G2x	67141
		ADMIN	OUT	G2	67141
		ADMIN	OUT	G2x	67141
		CLIN	IN	G0	67141
		CLIN	IN	G1	67141
		CLIN	IN	G1	DELTA
		CLIN	IN	G1x	67141
		CLIN	OUT	G0	67141
		CLIN	OUT	G1	67141
		CLIN	OUT	G1	DELTA
		CLIN	OUT	G1x	67141
		c 5	67028	ADMIN	IN
ADMIN	IN			G2x	67141
ADMIN	OUT			G2	67141
ADMIN	OUT			G2x	67141
CLIN	IN			G0	67141
CLIN	IN			G1	67141
CLIN	IN			G1	DELTA
CLIN	IN			G1x	67141
CLIN	OUT			G0	67141
CLIN	OUT			G1	67141
CLIN	OUT			G1	DELTA
c 5	67030	ADMIN	OUT	G2	67141
		ADMIN	OUT	G2x	67141
		CLIN	OUT	G0	67141
		CLIN	OUT	G1	67141
		CLIN	OUT	G1	DELTA
c 5	67031	ADMIN	IN	G2	66821
		ADMIN	IN	G2x	66821
		ADMIN	OUT	G2	66821
		ADMIN	OUT	G2x	66821
		CLIN	IN	G1	66821
		CLIN	IN	G1x	66821
		CLIN	OUT	G1	66821
		CLIN	OUT	G1	DELTA
		CLIN	OUT	G1x	66821
c 5	67036	ADMIN	OUT	G2	DELTA
		ADMIN	OUT	G2x	DELTA
		CLIN	OUT	G0	DELTA
		CLIN	OUT	G1	DELTA
		CLIN	OUT	G1x	DELTA
c 5	67038	ADMIN	OUT	G2	DELTA
		ADMIN	OUT	G2x	DELTA
		CLIN	OUT	G0	DELTA
		CLIN	OUT	G1	DELTA
		CLIN	OUT	G1x	DELTA
c 5	67039	ADMIN	OUT	G2	DELTA
		ADMIN	OUT	G2x	DELTA
		CLIN	OUT	G0	DELTA
		CLIN	OUT	G1	DELTA
		CLIN	OUT	G1x	DELTA
c 5	67040	ADMIN	OUT	G2	DELTA
		ADMIN	OUT	G2x	DELTA
		CLIN	OUT	G0	DELTA
		CLIN	OUT	G1	DELTA
		CLIN	OUT	G1x	DELTA

CPEP 5: Ophthalmology
Data Entry Log

CPEP	PROCCODE	CLINADM	SITE	TIMECAT	SERVREF
C 5	67101	ADMIN	IN	G2	67108
		ADMIN	IN	G2x	67108
		ADMIN	OUT	G2	67108
		ADMIN	OUT	G2x	67108
		CLIN	IN	G0	DELTA
		CLIN	IN	G1	DELTA
		CLIN	IN	G1x	DELTA
		CLIN	OUT	G0	DELTA
		CLIN	OUT	G1	DELTA
		CLIN	OUT	G1x	DELTA
C 5	67105	ADMIN	IN	G2	66821
		ADMIN	IN	G2x	66821
		ADMIN	OUT	G2	66821
		ADMIN	OUT	G2x	66821
		CLIN	IN	G1	66821
		CLIN	IN	G1	DELTA
		CLIN	IN	G1x	66821
		CLIN	OUT	G1	66821
		CLIN	OUT	G1	DELTA
C 5	67107	ADMIN	OUT	G2	67108
		ADMIN	OUT	G2x	67108
		CLIN	OUT	G0	DELTA
		CLIN	OUT	G1	DELTA
		CLIN	OUT	G1x	DELTA
C 5	67109	ADMIN	OUT	G2	67108
		ADMIN	OUT	G2x	67108
		CLIN	OUT	G0	DELTA
		CLIN	OUT	G1	DELTA
		CLIN	OUT	G1x	DELTA
C 5	67110	ADMIN	IN	G2	67108
		ADMIN	IN	G2x	67108
		ADMIN	OUT	G2	67108
		ADMIN	OUT	G2x	67108
		CLIN	IN	G0	DELTA
		CLIN	IN	G1	DELTA
		CLIN	IN	G1x	DELTA
		CLIN	OUT	G0	DELTA
		CLIN	OUT	G1	DELTA
CLIN	OUT	G1x	DELTA		
C 5	67112	ADMIN	OUT	G2	67108
		ADMIN	OUT	G2x	67108
		CLIN	OUT	G0	DELTA
		CLIN	OUT	G1	DELTA
		CLIN	OUT	G1x	DELTA
C 5	67115	ADMIN	OUT	G2	67141
		ADMIN	OUT	G2x	67141
		CLIN	OUT	G0	67141
		CLIN	OUT	G1	67141
		CLIN	OUT	G1	DELTA
		CLIN	OUT	G1x	67141
C 5	67120	ADMIN	IN	G2	67141
		ADMIN	IN	G2x	67141
		ADMIN	OUT	G2	67141
		ADMIN	OUT	G2x	67141
		CLIN	IN	G0	67141
		CLIN	IN	G1	67141
		CLIN	IN	G1x	67141
		CLIN	OUT	G0	67141
		CLIN	OUT	G1	67141
		CLIN	OUT	G1x	67141

CPEP 5: Ophthalmology
Data Entry Log

CPEP	PROCCODE	CLINADM	SITE	TIMECAT	SERVREF
C 5	67121	ADMIN	OUT	G2	67108
		ADMIN	OUT	G2x	67108
		CLIN	OUT	G0	DELTA
		CLIN	OUT	G1	DELTA
		CLIN	OUT	G1x	DELTA
C 5	67145	ADMIN	IN	G2	66821
		ADMIN	IN	G2x	66821
		ADMIN	OUT	G2	66821
		ADMIN	OUT	G2x	66821
		CLIN	IN	G1	66821
		CLIN	IN	G1	DELTA
		CLIN	IN	G1x	66821
		CLIN	OUT	G1	66821
		CLIN	OUT	G1	DELTA
		CLIN	OUT	G1x	66821
C 5	67208	ADMIN	IN	G2	67141
		ADMIN	IN	G2x	67141
		ADMIN	OUT	G2	67141
		ADMIN	OUT	G2x	67141
		CLIN	IN	G0	67141
		CLIN	IN	G1	67141
		CLIN	IN	G1	DELTA
		CLIN	IN	G1x	67141
		CLIN	OUT	G0	67141
		CLIN	OUT	G1	67141
		CLIN	OUT	G1	DELTA
		CLIN	OUT	G1x	67141
C 5	67210	ADMIN	IN	G2	66821
		ADMIN	IN	G2x	66821
		ADMIN	OUT	G2	66821
		ADMIN	OUT	G2x	66821
		CLIN	IN	G1	66821
		CLIN	IN	G1	DELTA
		CLIN	IN	G1x	66821
		CLIN	OUT	G1	66821
		CLIN	OUT	G1	DELTA
		CLIN	OUT	G1x	66821
C 5	67218	ADMIN	OUT	G2	67108
		ADMIN	OUT	G2x	67108
		CLIN	OUT	G0	DELTA
		CLIN	OUT	G1	DELTA
		CLIN	OUT	G1x	DELTA
C 5	67227	ADMIN	IN	G2	67141
		ADMIN	IN	G2x	67141
		ADMIN	OUT	G2	67141
		ADMIN	OUT	G2x	67141
		CLIN	IN	G0	67141
		CLIN	IN	G1	67141
		CLIN	IN	G1	DELTA
		CLIN	IN	G1x	67141
		CLIN	OUT	G0	67141
		CLIN	OUT	G1	67141
		CLIN	OUT	G1	DELTA
		CLIN	OUT	G1x	67141
C 5	67228	ADMIN	IN	G2	66821
		ADMIN	IN	G2x	66821
		ADMIN	OUT	G2	66821
		ADMIN	OUT	G2x	66821
		CLIN	IN	G1	DELTA
		CLIN	IN	G1x	66821
		CLIN	IN	G1x	DELTA
CLIN	OUT	G1x	66821		

CPEP 5: Ophthalmology
Data Entry Log

CPEP	PROCCODE	CLINADM	SITE	TIMECAT	SERVREF
C 5	67250	ADMIN	OUT	G2	67904
		ADMIN	OUT	G2x	67904
		CLIN	OUT	G0	67904
		CLIN	OUT	G0	DELTA
		CLIN	OUT	G1	67904
		CLIN	OUT	G1	DELTA
		CLIN	OUT	G1x	67904
C 5	67255	ADMIN	OUT	G2	67904
		ADMIN	OUT	G2x	67904
		CLIN	OUT	G0	67904
		CLIN	OUT	G0	DELTA
		CLIN	OUT	G1	67904
		CLIN	OUT	G1	DELTA
		CLIN	OUT	G1x	67904
C 5	67311	ADMIN	OUT	G2	67314
		ADMIN	OUT	G2x	67314
		CLIN	OUT	G0	67314
		CLIN	OUT	G1	67314
		CLIN	OUT	G1x	67314
C 5	67312	ADMIN	OUT	G2	67314
		ADMIN	OUT	G2x	67314
		CLIN	OUT	G0	67314
		CLIN	OUT	G1	67314
		CLIN	OUT	G1	DELTA
		CLIN	OUT	G1x	67314
C 5	67316	ADMIN	OUT	G2	67314
		ADMIN	OUT	G2x	67314
		CLIN	OUT	G0	67314
		CLIN	OUT	G1	67314
		CLIN	OUT	G1	DELTA
		CLIN	OUT	G1x	67314
C 5	67318	ADMIN	OUT	G2	67314
		ADMIN	OUT	G2x	67314
		ADMIN	OUT	G2x	DELTA
		CLIN	OUT	G0	67314
		CLIN	OUT	G0	DELTA
		CLIN	OUT	G1	67314
		CLIN	OUT	G1x	67314
		CLIN	OUT	G1x	DELTA
		CLIN	OUT	G1x	DELTA
C 5	67320	ADMIN	OUT	G2	67314
		ADMIN	OUT	G2	DELTA
		ADMIN	OUT	G2x	67314
		ADMIN	OUT	G2x	DELTA
		CLIN	OUT	G0	67314
		CLIN	OUT	G0	DELTA
		CLIN	OUT	G1	67314
		CLIN	OUT	G1	DELTA
		CLIN	OUT	G1x	67314
		CLIN	OUT	G1x	DELTA
C 5	67331	ADMIN	OUT	G2	67314
		ADMIN	OUT	G2	DELTA
		ADMIN	OUT	G2x	67314
		ADMIN	OUT	G2x	DELTA
		CLIN	OUT	G0	67314
		CLIN	OUT	G0	DELTA
		CLIN	OUT	G1	67314
		CLIN	OUT	G1	DELTA
		CLIN	OUT	G1x	67314

CPEP 9
CPEP 10
Data Entry Log
CPEP 6
Data Entry Log
CPEP 7
Data Entry Log
CPEP 8

CPEP 5: Ophthalmology
Data Entry Log

CPEP	PROCCODE	CLINADM	SITE	TIMECAT	SERVREF
C 5	67332	ADMIN	OUT	G2	67314
		ADMIN	OUT	G2	DELTA
		ADMIN	OUT	G2x	67314
		ADMIN	OUT	G2x	DELTA
		CLIN	OUT	G0	67314
		CLIN	OUT	G0	DELTA
		CLIN	OUT	G1	67314
		CLIN	OUT	G1	DELTA
		CLIN	OUT	G1x	67314
		CLIN	OUT	G1x	DELTA
C 5	67334	ADMIN	OUT	G2	67314
		ADMIN	OUT	G2x	67314
		CLIN	OUT	G0	67314
		CLIN	OUT	G0	DELTA
		CLIN	OUT	G1	67314
		CLIN	OUT	G1	DELTA
		CLIN	OUT	G1x	67314
		CLIN	OUT	G1x	DELTA
C 5	67335	CLIN	OUT	G0	67314
		CLIN	OUT	G1	67314
		CLIN	OUT	G1	DELTA
		CLIN	OUT	G1x	67314
C 5	67340	ADMIN	OUT	G2	67314
		ADMIN	OUT	G2	DELTA
		ADMIN	OUT	G2x	67314
		ADMIN	OUT	G2x	DELTA
		CLIN	OUT	G0	67314
		CLIN	OUT	G0	DELTA
		CLIN	OUT	G1	67314
		CLIN	OUT	G1	DELTA
		CLIN	OUT	G1x	67314
		CLIN	OUT	G1x	DELTA
C 5	67343	ADMIN	OUT	G2	67314
		ADMIN	OUT	G2	DELTA
		ADMIN	OUT	G2x	67314
		ADMIN	OUT	G2x	DELTA
		CLIN	OUT	G0	67314
		CLIN	OUT	G0	DELTA
		CLIN	OUT	G1	67314
		CLIN	OUT	G1	DELTA
		CLIN	OUT	G1x	67314
		CLIN	OUT	G1x	DELTA
C 5	67345	ADMIN	IN	G2	67314
		ADMIN	IN	G2x	67314
		CLIN	IN	G0	67314
		CLIN	IN	G0	DELTA
		CLIN	IN	G1	DELTA
		CLIN	IN	G1x	67314
C 5	67350	ADMIN	OUT	G2	67314
		ADMIN	OUT	G2x	67314
		CLIN	OUT	G0	67314
		CLIN	OUT	G0	DELTA
		CLIN	OUT	G1	67314
		CLIN	OUT	G1	DELTA
		CLIN	OUT	G1x	67314
C 5	67400	ADMIN	OUT	G2	67904
		ADMIN	OUT	G2x	67904
		CLIN	OUT	G0	67904
		CLIN	OUT	G0	DELTA
		CLIN	OUT	G1	67904
		CLIN	OUT	G1	DELTA
		CLIN	OUT	G1x	67904

CPEP 5: Ophthalmology
Data Entry Log

CPEP	PROCCODE	CLINADM	SITE	TIMECAT	SERVREF
C 5	67405	ADMIN	OUT	G2	67904
		ADMIN	OUT	G2x	67904
		CLIN	OUT	G0	67904
		CLIN	OUT	G0	DELTA
		CLIN	OUT	G1	67904
		CLIN	OUT	G1	DELTA
		CLIN	OUT	G1x	67904
C 5	67412	ADMIN	OUT	G2	67904
		ADMIN	OUT	G2x	67904
		CLIN	OUT	G0	67904
		CLIN	OUT	G0	DELTA
		CLIN	OUT	G1	67904
		CLIN	OUT	G1	DELTA
		CLIN	OUT	G1x	67904
C 5	67413	ADMIN	OUT	G2	67904
		ADMIN	OUT	G2x	67904
		CLIN	OUT	G0	67904
		CLIN	OUT	G0	DELTA
		CLIN	OUT	G1	67904
		CLIN	OUT	G1	DELTA
		CLIN	OUT	G1x	67904
C 5	67414	ADMIN	OUT	G2	67904
		ADMIN	OUT	G2x	67904
		CLIN	OUT	G0	67904
		CLIN	OUT	G0	DELTA
		CLIN	OUT	G1	67904
		CLIN	OUT	G1	DELTA
		CLIN	OUT	G1x	67904
C 5	67415	ADMIN	OUT	G2	DELTA
		CLIN	OUT	G1	DELTA
C 5	67420	ADMIN	OUT	G2	67904
		ADMIN	OUT	G2x	67904
		CLIN	OUT	G0	DELTA
		CLIN	OUT	G1	DELTA
		CLIN	OUT	G1x	67904
C 5	67430	ADMIN	OUT	G2	67904
		ADMIN	OUT	G2x	67904
		CLIN	OUT	G0	DELTA
		CLIN	OUT	G1	DELTA
		CLIN	OUT	G1x	67904
C 5	67440	ADMIN	OUT	G2	67904
		ADMIN	OUT	G2x	67904
		CLIN	OUT	G0	DELTA
		CLIN	OUT	G1	DELTA
		CLIN	OUT	G1x	67904
C 5	67445	ADMIN	OUT	G2	67904
		ADMIN	OUT	G2x	67904
		CLIN	OUT	G0	67904
		CLIN	OUT	G0	DELTA
		CLIN	OUT	G1	67904
		CLIN	OUT	G1	DELTA
C 5	67450	ADMIN	OUT	G2	67904
		ADMIN	OUT	G2x	67904
		CLIN	OUT	G0	DELTA
		CLIN	OUT	G1	DELTA
		CLIN	OUT	G1x	67904

CPEP 5: Ophthalmology
Data Entry Log

CPEP	PROCCODE	CLINADM	SITE	TIMECAT	SERVREF
C 5	67500	ADMIN	IN	G2	65222
		ADMIN	OUT	G2x	65222
		CLIN	IN	G1	65222
		CLIN	IN	G1	DELTA
		CLIN	OUT	G1	DELTA
C 5	67505	ADMIN	IN	G2	65222
		ADMIN	OUT	G2x	65222
		CLIN	IN	G1	65222
		CLIN	IN	G1	DELTA
		CLIN	OUT	G1	DELTA
C 5	67515	ADMIN	IN	G2	65222
		ADMIN	OUT	G2x	65222
		CLIN	IN	G1	65222
		CLIN	IN	G1	DELTA
		CLIN	OUT	G1	DELTA
C 5	67550	ADMIN	OUT	G2	67904
		ADMIN	OUT	G2x	67904
		CLIN	OUT	G0	67904
		CLIN	OUT	G0	DELTA
		CLIN	OUT	G1	67904
		CLIN	OUT	G1	DELTA
		CLIN	OUT	G1x	67904
C 5	67560	ADMIN	OUT	G2	67904
		ADMIN	OUT	G2x	67904
		CLIN	OUT	G0	67904
		CLIN	OUT	G0	DELTA
		CLIN	OUT	G1	67904
		CLIN	OUT	G1	DELTA
		CLIN	OUT	G1x	67904
C 5	67570	ADMIN	OUT	G2	67904
		ADMIN	OUT	G2x	67904
		CLIN	OUT	G0	67904
		CLIN	OUT	G0	DELTA
		CLIN	OUT	G1	67904
		CLIN	OUT	G1	DELTA
		CLIN	OUT	G1x	67904
C 5	67700	ADMIN	IN	G2	67840
		ADMIN	IN	G2x	67840
		CLIN	IN	G1	67840
		CLIN	IN	G1	DELTA
		CLIN	IN	G1x	67840
C 5	67710	ADMIN	IN	G2	67840
		ADMIN	IN	G2x	67840
		ADMIN	OUT	G2	67840
		ADMIN	OUT	G2x	67840
		CLIN	IN	G1	67840
		CLIN	IN	G1	DELTA
		CLIN	IN	G1x	67840
		CLIN	OUT	G1	67840
		CLIN	OUT	G1	DELTA
CLIN	OUT	G1x	67840		
C 5	67715	ADMIN	OUT	G2	67840
		ADMIN	OUT	G2x	67840
		CLIN	OUT	G1	67840
		CLIN	OUT	G1	DELTA
		CLIN	OUT	G1x	67840
C 5	67800	ADMIN	IN	G2	67840
		ADMIN	IN	G2x	67840
		CLIN	IN	G1	67840
		CLIN	IN	G1	DELTA
		CLIN	IN	G1x	67840

CPEP 5: Ophthalmology
Data Entry Log

CPEP	PROCCODE	CLINADM	SITE	TIMECAT	SERVREF
C 5	67801	ADMIN	IN	G2	67840
		ADMIN	IN	G2x	67840
		ADMIN	OUT	G2	67840
		ADMIN	OUT	G2x	67840
		CLIN	IN	G1	67840
		CLIN	IN	G1x	67840
		CLIN	OUT	G1	67840
		CLIN	OUT	G1x	67840
C 5	67805	ADMIN	IN	G2	67840
		ADMIN	IN	G2x	67840
		ADMIN	OUT	G2	67840
		ADMIN	OUT	G2x	67840
		CLIN	IN	G1	67840
		CLIN	IN	G1	DELTA
		CLIN	IN	G1x	67840
		CLIN	OUT	G1	67840
C 5	67808	ADMIN	OUT	G2	67840
		ADMIN	OUT	G2x	67840
		CLIN	OUT	G1	67840
		CLIN	OUT	G1	DELTA
		CLIN	OUT	G1x	67840
		CLIN	OUT	G1x	DELTA
C 5	67810	ADMIN	IN	G2	67840
		ADMIN	IN	G2x	67840
		CLIN	IN	G1	67840
		CLIN	IN	G1	DELTA
		CLIN	IN	G1x	67840
C 5	67820	ADMIN	IN	G2	67840
		ADMIN	IN	G2x	67840
		CLIN	IN	G1	67840
		CLIN	IN	G1	DELTA
		CLIN	IN	G1x	67840
C 5	67825	ADMIN	IN	G2	67840
		ADMIN	IN	G2x	67840
		ADMIN	OUT	G2	67840
		ADMIN	OUT	G2x	67840
		CLIN	IN	G1	67840
		CLIN	IN	G1	DELTA
		CLIN	IN	G1x	67840
		CLIN	OUT	G1	67840
C 5	67830	ADMIN	IN	G2	67840
		ADMIN	IN	G2x	67840
		ADMIN	OUT	G2	67840
		ADMIN	OUT	G2x	67840
		CLIN	IN	G1	67840
		CLIN	IN	G1x	67840
		CLIN	OUT	G1	67840
		CLIN	OUT	G1x	67840
C 5	67835	ADMIN	OUT	G2	DELTA
		ADMIN	OUT	G2x	67904
		CLIN	OUT	G0	67904
		CLIN	OUT	G1	67904
		CLIN	OUT	G1	DELTA
		CLIN	OUT	G1x	67904

CPEP 9
CPEP 10
Data Entry Log
CPEP 6
Data Entry Log
CPEP 7
Data Entry Log
CPEP 8

CPEP 5: Ophthalmology
Data Entry Log

CPEP	PROCCODE	CLINADM	SITE	TIMECAT	SERVREF
C 5	67850	ADMIN	IN	G2	67840
		ADMIN	IN	G2x	67840
		ADMIN	OUT	G2	67840
		ADMIN	OUT	G2x	67840
		CLIN	IN	G1	67840
		CLIN	IN	G1x	67840
		CLIN	OUT	G1	67840
		CLIN	OUT	G1x	67840
C 5	67875	ADMIN	IN	G2	67840
		ADMIN	IN	G2x	67840
		ADMIN	OUT	G2	67840
		ADMIN	OUT	G2x	67840
		CLIN	IN	G1	67840
		CLIN	IN	G1x	67840
		CLIN	OUT	G1	67840
		CLIN	OUT	G1x	67840
C 5	67880	ADMIN	IN	G2	67840
		ADMIN	IN	G2x	67840
		ADMIN	OUT	G2	67840
		ADMIN	OUT	G2x	67840
		CLIN	IN	G1	67840
		CLIN	IN	G1x	67840
		CLIN	OUT	G1	67840
		CLIN	OUT	G1x	67840
C 5	67882	ADMIN	IN	G2	67840
		ADMIN	IN	G2x	67840
		ADMIN	OUT	G2	67840
		ADMIN	OUT	G2x	67840
		CLIN	IN	G1	67840
		CLIN	IN	G1	DELTA
		CLIN	IN	G1x	67840
		CLIN	IN	G1x	DELTA
		CLIN	OUT	G1	67840
		CLIN	OUT	G1	DELTA
		CLIN	OUT	G1x	67840
		CLIN	OUT	G1x	DELTA
		C 5	67900	ADMIN	IN
ADMIN	IN			G2x	67904
ADMIN	OUT			G2	67904
ADMIN	OUT			G2x	67904
CLIN	IN			G0	67904
CLIN	IN			G1	67904
CLIN	IN			G1	DELTA
CLIN	IN			G1x	67904
CLIN	OUT			G0	67904
CLIN	OUT			G1	67904
CLIN	OUT			G1	DELTA
CLIN	OUT			G1x	67904
C 5	67901			ADMIN	OUT
		ADMIN	OUT	G2x	67904
		CLIN	OUT	G0	67904
		CLIN	OUT	G1	67904
		CLIN	OUT	G1	DELTA
		CLIN	OUT	G1x	67904
C 5	67902	ADMIN	OUT	G2	67904
		ADMIN	OUT	G2x	67904
		CLIN	OUT	G0	67904
		CLIN	OUT	G1	67904
		CLIN	OUT	G1	DELTA
		CLIN	OUT	G1x	67904

CPEP 5: Ophthalmology
Data Entry Log

CPEP	PROCCODE	CLINADM	SITE	TIMECAT	SERVREF
C 5	67903	ADMIN	IN	G2	67904
		ADMIN	IN	G2x	67904
		ADMIN	OUT	G2	67904
		ADMIN	OUT	G2x	67904
		CLIN	IN	G0	67904
		CLIN	IN	G1	67904
		CLIN	IN	G1	DELTA
		CLIN	IN	G1x	67904
		CLIN	OUT	G0	67904
		CLIN	OUT	G1	67904
		CLIN	OUT	G1	DELTA
		CLIN	OUT	G1x	67904
		C 5	67906	ADMIN	IN
ADMIN	IN			G2x	67904
ADMIN	OUT			G2	67904
ADMIN	OUT			G2x	67904
CLIN	IN			G0	67904
CLIN	IN			G1	67904
CLIN	IN			G1	DELTA
CLIN	IN			G1x	67904
CLIN	OUT			G0	67904
CLIN	OUT			G1	67904
CLIN	OUT			G1	DELTA
CLIN	OUT			G1x	67904
C 5	67908			ADMIN	IN
		ADMIN	IN	G2x	67904
		ADMIN	OUT	G2	67904
		ADMIN	OUT	G2x	67904
		CLIN	IN	G0	67904
		CLIN	IN	G1	67904
		CLIN	IN	G1	DELTA
		CLIN	IN	G1x	67904
		CLIN	OUT	G0	67904
		CLIN	OUT	G1	67904
		CLIN	OUT	G1	DELTA
		CLIN	OUT	G1x	67904
		C 5	67909	ADMIN	IN
ADMIN	IN			G2x	67904
ADMIN	OUT			G2	67904
ADMIN	OUT			G2x	67904
CLIN	IN			G0	67904
CLIN	IN			G1	67904
CLIN	IN			G1	DELTA
CLIN	IN			G1x	67904
CLIN	OUT			G0	67904
CLIN	OUT			G1	67904
CLIN	OUT			G1	DELTA
CLIN	OUT			G1x	67904
C 5	67911			ADMIN	OUT
		ADMIN	OUT	G2x	67904
		CLIN	OUT	G0	67904
		CLIN	OUT	G1	67904
		CLIN	OUT	G1	DELTA
		CLIN	OUT	G1x	67904
C 5	67914	ADMIN	IN	G2	67840
		ADMIN	IN	G2x	67840
		ADMIN	OUT	G2	67840
		ADMIN	OUT	G2x	67840
		CLIN	IN	G1	67840
		CLIN	IN	G1x	67840
		CLIN	IN	G1x	DELTA
		CLIN	OUT	G1	67840
		CLIN	OUT	G1x	67840
CLIN	OUT	G1x	DELTA		

Data Entry Log
CPEP 9

CPEP 10

Data Entry Log
CPEP 6

CPEP 7

CPEP 8

CPEP 5: Ophthalmology
Data Entry Log

CPEP	PROCCODE	CLINADM	SITE	TIMECAT	SERVREF
C 5	67915	ADMIN	IN	G2	67840
		ADMIN	IN	G2x	67840
		CLIN	IN	G1	67840
		CLIN	IN	G1	DELTA
		CLIN	IN	G1x	67840
		CLIN	IN	G1x	DELTA
C 5	67916	ADMIN	IN	G2	67840
		ADMIN	IN	G2x	67840
		ADMIN	OUT	G2	67840
		ADMIN	OUT	G2x	67840
		CLIN	IN	G1	67840
		CLIN	IN	G1	DELTA
		CLIN	IN	G1x	67840
		CLIN	IN	G1x	DELTA
		CLIN	OUT	G1	67840
		CLIN	OUT	G1	DELTA
		CLIN	OUT	G1x	67840
		CLIN	OUT	G1x	DELTA
C 5	67917	ADMIN	IN	G2	67904
		ADMIN	IN	G2x	67904
		ADMIN	OUT	G2	67904
		ADMIN	OUT	G2x	67904
		CLIN	IN	G0	67904
		CLIN	IN	G1	67904
		CLIN	IN	G1	DELTA
		CLIN	IN	G1x	67904
		CLIN	OUT	G0	67904
		CLIN	OUT	G1	67904
		CLIN	OUT	G1	DELTA
		CLIN	OUT	G1x	67904
C 5	67921	ADMIN	IN	G2	67840
		ADMIN	IN	G2x	67840
		ADMIN	OUT	G2	67840
		ADMIN	OUT	G2x	67840
		CLIN	IN	G1	67840
		CLIN	IN	G1x	67840
		CLIN	IN	G1x	DELTA
		CLIN	OUT	G1	67840
		CLIN	OUT	G1x	67840
		CLIN	OUT	G1x	DELTA
C 5	67922	ADMIN	IN	G2	67840
		ADMIN	IN	G2x	67840
		ADMIN	OUT	G2	67840
		ADMIN	OUT	G2x	67840
		CLIN	IN	G1	67840
		CLIN	IN	G1	DELTA
		CLIN	IN	G1x	67840
		CLIN	IN	G1x	DELTA
		CLIN	OUT	G1	67840
		CLIN	OUT	G1	DELTA
		CLIN	OUT	G1x	67840
		CLIN	OUT	G1x	DELTA
C 5	67923	ADMIN	IN	G2	67840
		ADMIN	IN	G2x	67840
		ADMIN	OUT	G2	67840
		ADMIN	OUT	G2x	67840
		CLIN	IN	G1	67840
		CLIN	IN	G1	DELTA
		CLIN	IN	G1x	67840
		CLIN	IN	G1x	DELTA
		CLIN	OUT	G1	67840
		CLIN	OUT	G1	DELTA
		CLIN	OUT	G1x	67840
		CLIN	OUT	G1x	DELTA

CPEP 5: Ophthalmology
Data Entry Log

CPEP	PROCCODE	CLINADM	SITE	TIMECAT	SERVREF
C 5	67924	ADMIN	IN	G2	67904
		ADMIN	IN	G2x	67904
		ADMIN	OUT	G2	67904
		ADMIN	OUT	G2x	67904
		CLIN	IN	G0	67904
		CLIN	IN	G1	67904
		CLIN	IN	G1	DELTA
		CLIN	IN	G1x	67904
		CLIN	OUT	G0	67904
		CLIN	OUT	G1	67904
		CLIN	OUT	G1	DELTA
		CLIN	OUT	G1x	67904
		C 5	67930	ADMIN	IN
ADMIN	IN			G2x	67840
ADMIN	OUT			G2	67840
ADMIN	OUT			G2x	67840
CLIN	IN			G1	67840
CLIN	IN			G1x	67840
CLIN	OUT			G1	67840
CLIN	OUT			G1x	67840
C 5	67935	ADMIN	IN	G2	67840
		ADMIN	IN	G2x	67840
		ADMIN	OUT	G2	67840
		ADMIN	OUT	G2x	67840
		CLIN	IN	G1	67840
		CLIN	IN	G1	DELTA
		CLIN	IN	G1x	67840
		CLIN	IN	G1x	DELTA
		CLIN	OUT	G1	67840
		CLIN	OUT	G1	DELTA
C 5	67938	ADMIN	IN	G2	67840
		ADMIN	IN	G2x	67840
		CLIN	IN	G1	67840
		CLIN	IN	G1	DELTA
		CLIN	IN	G1x	67840
C 5	67950	ADMIN	OUT	G2	67904
		ADMIN	OUT	G2x	67904
		CLIN	OUT	G0	67904
		CLIN	OUT	G1	67904
		CLIN	OUT	G1	DELTA
		CLIN	OUT	G1x	67904
C 5	67961	ADMIN	IN	G2	DELTA
		ADMIN	IN	G2x	67904
		ADMIN	OUT	G2	DELTA
		ADMIN	OUT	G2x	67904
		CLIN	IN	G0	67904
		CLIN	IN	G1	DELTA
		CLIN	IN	G1x	67904
		CLIN	OUT	G0	67904
		CLIN	OUT	G1	67904
		CLIN	OUT	G1	DELTA
C 5	67966	ADMIN	OUT	G2	DELTA
		ADMIN	OUT	G2x	67904
		CLIN	OUT	G0	67904
		CLIN	OUT	G1	67904
		CLIN	OUT	G1	DELTA
		CLIN	OUT	G1x	67904

Data Entry Log
 CPEP 9
 CPEP 10
 Data Entry Log
 CPEP 6
 Data Entry Log
 CPEP 7
 Data Entry Log
 CPEP 8

CPEP 5: Ophthalmology
Data Entry Log

CPEP	PROCCODE	CLINADM	SITE	TIMECAT	SERVREF
C 5	67971	ADMIN	OUT	G2	DELTA
		ADMIN	OUT	G2x	67904
		CLIN	OUT	G0	67904
		CLIN	OUT	G1	67904
		CLIN	OUT	G1	DELTA
C 5	67973	ADMIN	OUT	G2	DELTA
		ADMIN	OUT	G2x	67904
		CLIN	OUT	G0	67904
		CLIN	OUT	G1	67904
		CLIN	OUT	G1	DELTA
C 5	67974	ADMIN	OUT	G2	DELTA
		ADMIN	OUT	G2x	67904
		CLIN	OUT	G0	67904
		CLIN	OUT	G1	67904
		CLIN	OUT	G1	DELTA
C 5	67975	ADMIN	OUT	G2	DELTA
		ADMIN	OUT	G2x	67904
		CLIN	OUT	G0	67904
		CLIN	OUT	G1	67904
		CLIN	OUT	G1	DELTA
C 5	68020	ADMIN	IN	G2	67840
		ADMIN	IN	G2x	67840
		CLIN	IN	G1	67840
		CLIN	IN	G1	DELTA
		CLIN	IN	G1x	67840
C 5	68040	ADMIN	IN	G2	67840
		ADMIN	IN	G2x	67840
		CLIN	IN	G1	67840
		CLIN	IN	G1	DELTA
		CLIN	IN	G1x	67840
C 5	68100	ADMIN	IN	G2	67840
		ADMIN	IN	G2x	67840
		ADMIN	OUT	G2	67840
		ADMIN	OUT	G2x	67840
		CLIN	IN	G1	67840
		CLIN	IN	G1	DELTA
		CLIN	IN	G1x	67840
		CLIN	OUT	G1	67840
		CLIN	OUT	G1	DELTA
C 5	68110	ADMIN	IN	G2	67840
		ADMIN	IN	G2x	67840
		ADMIN	OUT	G2	67840
		ADMIN	OUT	G2x	67840
		CLIN	IN	G1	67840
		CLIN	IN	G1	DELTA
		CLIN	IN	G1x	67840
		CLIN	OUT	G1	67840
		CLIN	OUT	G1	DELTA
C 5	68115	ADMIN	IN	G2	67840
		ADMIN	IN	G2x	67840
		ADMIN	OUT	G2	67840
		ADMIN	OUT	G2x	67840
		CLIN	IN	G1	67840
		CLIN	IN	G1x	67840
		CLIN	OUT	G1	67840

CPEP 5: Ophthalmology
Data Entry Log

CPEP	PROCCODE	CLINADM	SITE	TIMECAT	SERVREF
C 5	68130	ADMIN	OUT	G2	66170
		ADMIN	OUT	G2x	66170
		CLIN	OUT	G0	66170
		CLIN	OUT	G1	66170
		CLIN	OUT	G1	DELTA
		CLIN	OUT	G1x	66170
C 5	68135	ADMIN	IN	G2	67840
		ADMIN	IN	G2x	67840
		ADMIN	OUT	G2	67840
		ADMIN	OUT	G2x	67840
		CLIN	IN	G1	67840
		CLIN	IN	G1	DELTA
		CLIN	IN	G1x	67840
		CLIN	OUT	G1	67840
		CLIN	OUT	G1	DELTA
C 5	68200	ADMIN	IN	G2	65222
		ADMIN	OUT	G2x	65222
		CLIN	IN	G1	65222
		CLIN	IN	G1	DELTA
		CLIN	OUT	G1	DELTA
C 5	68320	ADMIN	IN	G2	65420
		ADMIN	IN	G2x	65420
		ADMIN	OUT	G2	65420
		ADMIN	OUT	G2x	65420
		CLIN	IN	G1	65420
		CLIN	IN	G1	DELTA
		CLIN	IN	G1x	65420
		CLIN	OUT	G1	65420
		CLIN	OUT	G1	DELTA
C 5	68325	ADMIN	OUT	G2	65420
		ADMIN	OUT	G2x	65420
		CLIN	OUT	G1	65420
		CLIN	OUT	G1	DELTA
		CLIN	OUT	G1x	65420
C 5	68326	ADMIN	OUT	G2	65420
		ADMIN	OUT	G2x	65420
		CLIN	OUT	G1	65420
		CLIN	OUT	G1	DELTA
		CLIN	OUT	G1x	65420
C 5	68328	ADMIN	OUT	G2	65420
		ADMIN	OUT	G2x	65420
		CLIN	OUT	G1	65420
		CLIN	OUT	G1	DELTA
		CLIN	OUT	G1x	65420
C 5	68330	ADMIN	IN	G2	66170
		ADMIN	IN	G2x	66170
		ADMIN	OUT	G2	66170
		ADMIN	OUT	G2x	66170
		CLIN	IN	G0	66170
		CLIN	IN	G1	66170
		CLIN	IN	G1	DELTA
		CLIN	IN	G1x	66170
		CLIN	OUT	G0	66170
		CLIN	OUT	G1	66170
		CLIN	OUT	G1	DELTA
		CLIN	OUT	G1x	66170

Data Entry Log
CPEP 9

Data Entry Log
CPEP 10

Data Entry Log
CPEP 6

Data Entry Log
CPEP 7

Data Entry Log
CPEP 8

CPEP 5: Ophthalmology
Data Entry Log

CPEP	PROCCODE	CLINADM	SITE	TIMECAT	SERVREF
C 5	68335	ADMIN	OUT	G2	65420
		ADMIN	OUT	G2x	65420
		CLIN	OUT	G1	65420
		CLIN	OUT	G1	DELTA
		CLIN	OUT	G1x	65420
C 5	68340	ADMIN	IN	G2	67840
		ADMIN	IN	G2x	67840
		ADMIN	OUT	G2	67840
		ADMIN	OUT	G2x	67840
		CLIN	IN	G1	67840
		CLIN	IN	G1	DELTA
		CLIN	IN	G1x	67840
		CLIN	IN	G1x	DELTA
		CLIN	OUT	G1	67840
		CLIN	OUT	G1	DELTA
		CLIN	OUT	G1x	67840
		CLIN	OUT	G1x	DELTA
C 5	68360	ADMIN	IN	G2	66170
		ADMIN	IN	G2x	66170
		ADMIN	OUT	G2	66170
		ADMIN	OUT	G2x	66170
		CLIN	IN	G0	66170
		CLIN	IN	G1	66170
		CLIN	IN	G1	DELTA
		CLIN	IN	G1x	66170
		CLIN	OUT	G0	66170
		CLIN	OUT	G1	66170
		CLIN	OUT	G1	DELTA
		CLIN	OUT	G1x	66170
C 5	68362	ADMIN	OUT	G2	66170
		ADMIN	OUT	G2x	66170
		CLIN	OUT	G0	66170
		CLIN	OUT	G1	66170
		CLIN	OUT	G1	DELTA
C 5	68400	ADMIN	IN	G2	67840
		ADMIN	IN	G2x	67840
		ADMIN	OUT	G2	67840
		ADMIN	OUT	G2x	67840
		CLIN	IN	G1	67840
		CLIN	IN	G1x	67840
		CLIN	OUT	G1	67840
C 5	68420	ADMIN	IN	G2	67840
		ADMIN	IN	G2x	67840
		ADMIN	OUT	G2	67840
		ADMIN	OUT	G2x	67840
		CLIN	IN	G1	67840
		CLIN	IN	G1x	67840
		CLIN	OUT	G1	67840
C 5	68440	ADMIN	IN	G2	67840
		ADMIN	IN	G2x	67840
		ADMIN	OUT	G2	67840
		ADMIN	OUT	G2x	67840
		CLIN	IN	G1	67840
		CLIN	IN	G1	DELTA
		CLIN	IN	G1x	67840
		CLIN	OUT	G1	67840
		CLIN	OUT	G1	DELTA
CLIN	OUT	G1x	67840		

CPEP 5: Ophthalmology
Data Entry Log

CPEP	PROCCODE	CLINADM	SITE	TIMECAT	SERVREF
C 5	68500	ADMIN	OUT	G2	DELTA
		ADMIN	OUT	G2x	67904
		CLIN	OUT	G0	DELTA
		CLIN	OUT	G1	DELTA
		CLIN	OUT	G1x	DELTA
C 5	68505	ADMIN	OUT	G2	DELTA
		ADMIN	OUT	G2x	67904
		CLIN	OUT	G0	DELTA
		CLIN	OUT	G1	DELTA
		CLIN	OUT	G1x	DELTA
C 5	68510	ADMIN	IN	G2	67840
		ADMIN	IN	G2x	67840
		ADMIN	OUT	G2	67840
		ADMIN	OUT	G2x	67840
		CLIN	IN	G1	67840
		CLIN	IN	G1	DELTA
		CLIN	IN	G1x	67840
		CLIN	OUT	G1	67840
		CLIN	OUT	G1	DELTA
		CLIN	OUT	G1x	67840
C 5	68520	ADMIN	OUT	G2	DELTA
		ADMIN	OUT	G2x	67904
		CLIN	OUT	G0	DELTA
		CLIN	OUT	G1	DELTA
		CLIN	OUT	G1x	DELTA
C 5	68525	ADMIN	OUT	G2	67840
		ADMIN	OUT	G2x	67840
		CLIN	OUT	G1	67840
		CLIN	OUT	G1	DELTA
		CLIN	OUT	G1x	67840
C 5	68530	ADMIN	IN	G2	67840
		ADMIN	IN	G2x	67840
		ADMIN	OUT	G2	67840
		ADMIN	OUT	G2x	67840
		CLIN	IN	G1	67840
		CLIN	IN	G1	DELTA
		CLIN	IN	G1x	67840
		CLIN	OUT	G1	67840
		CLIN	OUT	G1	DELTA
CLIN	OUT	G1x	67840		
C 5	68540	ADMIN	OUT	G2	DELTA
		ADMIN	OUT	G2x	67904
		CLIN	OUT	G0	DELTA
		CLIN	OUT	G1	DELTA
		CLIN	OUT	G1x	DELTA
C 5	68550	ADMIN	OUT	G2	DELTA
		ADMIN	OUT	G2x	67904
		CLIN	OUT	G0	DELTA
		CLIN	OUT	G1	DELTA
		CLIN	OUT	G1x	DELTA
C 5	68700	ADMIN	OUT	G2	DELTA
		ADMIN	OUT	G2x	67904
		CLIN	OUT	G0	DELTA
		CLIN	OUT	G1	DELTA
		CLIN	OUT	G1x	DELTA

CPEP 9

CPEP 10

Data Entry Log
CPEP 6

CPEP 7

CPEP 8

CPEP 5: Ophthalmology
Data Entry Log

CPEP	PROCCODE	CLINADM	SITE	TIMECAT	SERVREF
C 5	68705	ADMIN	IN	G2	67840
		ADMIN	IN	G2x	67840
		ADMIN	OUT	G2	67840
		ADMIN	OUT	G2x	67840
		CLIN	IN	G1	67840
		CLIN	IN	G1	DELTA
		CLIN	IN	G1x	67840
		CLIN	OUT	G1	67840
		CLIN	OUT	G1	DELTA
C 5	68720	ADMIN	OUT	G2	DELTA
		ADMIN	OUT	G2x	67904
		CLIN	OUT	G0	DELTA
		CLIN	OUT	G1	DELTA
		CLIN	OUT	G1x	DELTA
C 5	68745	ADMIN	OUT	G2	DELTA
		ADMIN	OUT	G2x	67904
		CLIN	OUT	G0	DELTA
		CLIN	OUT	G1	DELTA
		CLIN	OUT	G1x	DELTA
C 5	68750	ADMIN	OUT	G2	DELTA
		ADMIN	OUT	G2x	67904
		CLIN	OUT	G0	DELTA
		CLIN	OUT	G1	DELTA
		CLIN	OUT	G1x	DELTA
C 5	68760	ADMIN	IN	G2	67840
		ADMIN	IN	G2x	67840
		CLIN	IN	G1	67840
		CLIN	IN	G1	DELTA
		CLIN	IN	G1x	67840
C 5	68761	ADMIN	IN	G2	67840
		ADMIN	IN	G2x	67840
		CLIN	IN	G1	67840
		CLIN	IN	G1	DELTA
		CLIN	IN	G1x	67840
C 5	68770	ADMIN	IN	G2	67840
		ADMIN	IN	G2x	67840
		ADMIN	OUT	G2	67840
		ADMIN	OUT	G2x	67840
		CLIN	IN	G1	67840
		CLIN	IN	G1	DELTA
		CLIN	IN	G1x	67840
		CLIN	IN	G1x	DELTA
		CLIN	OUT	G1	67840
		CLIN	OUT	G1	DELTA
		CLIN	OUT	G1x	67840
C 5	68800	ADMIN	IN	G2	67840
		ADMIN	IN	G2x	67840
		CLIN	IN	G1	67840
		CLIN	IN	G1	DELTA
		CLIN	IN	G1x	67840
C 5	68820	ADMIN	IN	G2	67840
		ADMIN	IN	G2x	67840
		ADMIN	OUT	G2	67840
		ADMIN	OUT	G2x	67840
		CLIN	IN	G1	67840
		CLIN	IN	G1x	67840
		CLIN	OUT	G1	67840
CLIN	OUT	G1x	67840		

CPEP 5: Ophthalmology
Data Entry Log

CPEP	PROCCODE	CLINADM	SITE	TIMECAT	SERVREF
C 5	68825	ADMIN	OUT	G2	67840
		ADMIN	OUT	G2x	67840
		CLIN	OUT	G1	67840
		CLIN	OUT	G1x	67840
C 5	68830	ADMIN	IN	G2	67840
		ADMIN	IN	G2x	67840
		ADMIN	OUT	G2	67840
		ADMIN	OUT	G2x	67840
		CLIN	IN	G1	67840
		CLIN	IN	G1	DELTA
		CLIN	IN	G1x	67840
		CLIN	OUT	G1	67840
		CLIN	OUT	G1	DELTA
		CLIN	OUT	G1x	67840
C 5	68840	ADMIN	IN	G2	67840
		ADMIN	IN	G2x	67840
		CLIN	IN	G1	67840
		CLIN	IN	G1	DELTA
		CLIN	IN	G1x	67840
C 5	76511	ADMIN	IN	G2	76519
		CLIN	IN	G1	76519
		CLIN	IN	G1	DELTA
C 5	76512	ADMIN	IN	G2	76519
		CLIN	IN	G1	76519
		CLIN	IN	G1	DELTA
C 5	76513	ADMIN	IN	G2	76519
		CLIN	IN	G1	76519
		CLIN	IN	G1	DELTA
C 5	76516	ADMIN	IN	G2	76519
		CLIN	IN	G1	76519
		CLIN	IN	G1	DELTA
C 5	76529	ADMIN	IN	G2	76519
		CLIN	IN	G1	76519
		CLIN	IN	G1	DELTA
C 5	92002	ADMIN	IN	G2	92012
		ADMIN	IN	G2	DELTA
		CLIN	IN	G1	92012
		CLIN	IN	G1	DELTA
C 5	92004	ADMIN	IN	G2	92012
		ADMIN	IN	G2	DELTA
		CLIN	IN	G1	92012
		CLIN	IN	G1	DELTA
C 5	92014	ADMIN	IN	G2	92012
		CLIN	IN	G1	92012
		CLIN	IN	G1	DELTA
C 5	92015	ADMIN	IN	G2	DELTA
		CLIN	IN	G1	DELTA
C 5	92018	ADMIN	OUT	G2	67141
		ADMIN	OUT	G2x	67141
		CLIN	OUT	G0	67141
		CLIN	OUT	G1	67141
		CLIN	OUT	G1	DELTA
		CLIN	OUT	G1x	67141

CPEP 9
CPEP 10
Data Entry Log
CPEP 6
CPEP 7
CPEP 8

CPEP 5: Ophthalmology
Data Entry Log

CPEP	PROCCODE	CLINADM	SITE	TIMECAT	SERVREF
C 5	92019	ADMIN	OUT	G2	67141
		ADMIN	OUT	G2x	67141
		CLIN	OUT	G0	67141
		CLIN	OUT	G1	67141
		CLIN	OUT	G1	DELTA
		CLIN	OUT	G1x	67141
C 5	92020	ADMIN	IN	G2	DELTA
		CLIN	IN	G1	DELTA
C 5	92060	ADMIN	IN	G2	92012
		CLIN	IN	G1	92012
		CLIN	IN	G1	DELTA
C 5	92065	ADMIN	IN	G2	92012
		CLIN	IN	G1	92012
		CLIN	IN	G1	DELTA
C 5	92070	CLIN	IN	G1	92353
		CLIN	IN	G1	DELTA
C 5	92081	ADMIN	IN	G2	76519
		CLIN	IN	G1	76519
		CLIN	IN	G1	DELTA
C 5	92082	ADMIN	IN	G2	76519
		CLIN	IN	G1	76519
		CLIN	IN	G1	DELTA
C 5	92083	ADMIN	IN	G2	76519
		ADMIN	IN	G2	DELTA
		CLIN	IN	G1	76519
		CLIN	IN	G1	DELTA
C 5	92100	ADMIN	IN	G2	92012
		CLIN	IN	G1	DELTA
C 5	92120	ADMIN	IN	G2	76519
		CLIN	IN	G1	76519
		CLIN	IN	G1	DELTA
C 5	92130	ADMIN	IN	G2	76519
		CLIN	IN	G1	76519
		CLIN	IN	G1	DELTA
C 5	92140	ADMIN	IN	G2	76519
		CLIN	IN	G1	76519
		CLIN	IN	G1	DELTA
C 5	92225	ADMIN	IN	G2	DELTA
		CLIN	IN	G1	DELTA
C 5	92226	ADMIN	IN	G2	DELTA
		CLIN	IN	G1	DELTA
C 5	92230	ADMIN	IN	G2	DELTA
		CLIN	IN	G1	DELTA
C 5	92235	ADMIN	IN	G2	76519
		ADMIN	IN	G2	DELTA
		CLIN	IN	G1	DELTA
C 5	92250	ADMIN	IN	G2	76519
		ADMIN	IN	G2	DELTA
		CLIN	IN	G1	DELTA
C 5	92260	ADMIN	IN	G2	DELTA
		CLIN	IN	G1	DELTA

CPEP 5: Ophthalmology
Data Entry Log

CPEP	PROCCODE	CLINADM	SITE	TIMECAT	SERVREF
C 5	92265	ADMIN	IN	G2	76519
		CLIN	IN	G1	DELTA
C 5	92270	ADMIN	IN	G2	76519
		ADMIN	IN	G2	DELTA
		CLIN	IN	G1	DELTA
C 5	92275	ADMIN	IN	G2	76519
		ADMIN	IN	G2	DELTA
		CLIN	IN	G1	DELTA
C 5	92280	ADMIN	IN	G2	76519
		ADMIN	IN	G2	DELTA
		CLIN	IN	G1	DELTA
C 5	92283	ADMIN	IN	G2	DELTA
		CLIN	IN	G1	DELTA
C 5	92284	ADMIN	IN	G2	92012
		ADMIN	IN	G2	DELTA
		CLIN	IN	G1	DELTA
C 5	92285	ADMIN	IN	G2	76519
		ADMIN	IN	G2	DELTA
		CLIN	IN	G1	DELTA
C 5	92286	ADMIN	IN	G2	76519
		ADMIN	IN	G2	DELTA
		CLIN	IN	G1	DELTA
C 5	92287	ADMIN	IN	G2	76519
		ADMIN	IN	G2	DELTA
		CLIN	IN	G1	DELTA
C 5	92310	ADMIN	IN	G2	92353
		ADMIN	IN	G2	DELTA
		CLIN	IN	G1	92353
		CLIN	IN	G1	DELTA
C 5	92311	ADMIN	IN	G2	92353
		ADMIN	IN	G2	DELTA
		CLIN	IN	G1	92353
		CLIN	IN	G1	DELTA
C 5	92312	ADMIN	IN	G2	92353
		ADMIN	IN	G2	DELTA
		CLIN	IN	G1	92353
		CLIN	IN	G1	DELTA
C 5	92313	ADMIN	IN	G2	92353
		ADMIN	IN	G2	DELTA
		CLIN	IN	G1	92353
		CLIN	IN	G1	DELTA
C 5	92314	ADMIN	IN	G2	92353
		ADMIN	IN	G2	DELTA
		CLIN	IN	G1	92353
		CLIN	IN	G1	DELTA
C 5	92315	ADMIN	IN	G2	92353
		ADMIN	IN	G2	DELTA
		CLIN	IN	G1	92353
		CLIN	IN	G1	DELTA
C 5	92316	ADMIN	IN	G2	92353
		ADMIN	IN	G2	DELTA
		CLIN	IN	G1	92353
		CLIN	IN	G1	DELTA

CPEP 9
CPEP 10
Data Entry Log
CPEP 6
CPEP 7
CPEP 8

CPEP 5: Ophthalmology
Data Entry Log

CPEP	PROCCODE	CLINADM	SITE	TIMECAT	SERVREF
C 5	92317	ADMIN	IN	G2	92353
		ADMIN	IN	G2	DELTA
		CLIN	IN	G1	92353
		CLIN	IN	G1	DELTA
C 5	92325	ADMIN	IN	G2	92353
		CLIN	IN	G1	92353
C 5	92326	ADMIN	IN	G2	92353
		ADMIN	IN	G2	DELTA
		CLIN	IN	G1	92353
		CLIN	IN	G1	DELTA
C 5	92330	ADMIN	IN	G2	92353
		ADMIN	IN	G2	DELTA
		CLIN	IN	G1	92353
		CLIN	IN	G1	DELTA
C 5	92335	ADMIN	IN	G2	92353
		ADMIN	IN	G2	DELTA
		CLIN	IN	G1	92353
		CLIN	IN	G1	DELTA
C 5	92340	ADMIN	IN	G2	92353
		CLIN	IN	G1	92353
C 5	92341	ADMIN	IN	G2	92353
		CLIN	IN	G1	92353
C 5	92342	ADMIN	IN	G2	92353
		CLIN	IN	G1	92353
C 5	92352	ADMIN	IN	G2	92353
		CLIN	IN	G1	92353
C 5	92354	ADMIN	IN	G2	92353
		ADMIN	IN	G2	DELTA
		CLIN	IN	G1	92353
		CLIN	IN	G1	DELTA
C 5	92355	ADMIN	IN	G2	92353
		ADMIN	IN	G2	DELTA
		CLIN	IN	G1	92353
		CLIN	IN	G1	DELTA
C 5	92358	ADMIN	IN	G2	92353
		ADMIN	IN	G2	DELTA
		CLIN	IN	G1	92353
		CLIN	IN	G1	DELTA
C 5	92370	ADMIN	IN	G2	92353
		ADMIN	IN	G2	DELTA
		CLIN	IN	G1	92353
		CLIN	IN	G1	DELTA
C 5	92371	ADMIN	IN	G2	92353
		ADMIN	IN	G2	DELTA
		CLIN	IN	G1	92353
		CLIN	IN	G1	DELTA
C 5	92392	ADMIN	IN	G2	92353
		ADMIN	IN	G2	DELTA
		CLIN	IN	G1	92353
		CLIN	IN	G1	DELTA
C 5	92393	ADMIN	IN	G2	92353
		ADMIN	IN	G2	DELTA
		CLIN	IN	G1	92353
		CLIN	IN	G1	DELTA

CPEP 5: Ophthalmology
Data Entry Log

CPEP	PROCCODE	CLINADM	SITE	TIMECAT	SERVREF
C 5	92395	ADMIN	IN	G2	92353
		ADMIN	IN	G2	DELTA
		CLIN	IN	G1	92353
		CLIN	IN	G1	DELTA
C 5	92396	ADMIN	IN	G2	92353
		ADMIN	IN	G2	DELTA
		CLIN	IN	G1	92353
		CLIN	IN	G1	DELTA
C 5	99201	ADMIN	IN	G2	99203
		ADMIN	IN	G2	DELTA
		CLIN	IN	G1	99203
		CLIN	IN	G1	DELTA
C 5	99202	ADMIN	IN	G2	99203
		ADMIN	IN	G2	DELTA
		CLIN	IN	G1	99203
		CLIN	IN	G1	DELTA
C 5	99204	ADMIN	IN	G2	99203
		ADMIN	IN	G2	DELTA
		CLIN	IN	G1	99203
		CLIN	IN	G1	DELTA
C 5	99205	ADMIN	IN	G2	99203
		ADMIN	IN	G2	DELTA
		CLIN	IN	G1	99203
		CLIN	IN	G1	DELTA
C 5	99211	ADMIN	IN	G2	99213
		ADMIN	IN	G2	DELTA
		CLIN	IN	G1	99213
		CLIN	IN	G1	DELTA
C 5	99212	ADMIN	IN	G2	99213
		CLIN	IN	G1	99213
		CLIN	IN	G1	DELTA
C 5	99214	ADMIN	IN	G2	99213
		CLIN	IN	G1	99213
		CLIN	IN	G1	DELTA
C 5	99215	ADMIN	IN	G2	99213
		CLIN	IN	G1	99213
		CLIN	IN	G1	DELTA
C 5	99241	ADMIN	IN	G2	99243
		CLIN	IN	G1	99243
		CLIN	IN	G1	DELTA
C 5	99242	ADMIN	IN	G2	99243
		CLIN	IN	G1	99243
		CLIN	IN	G1	DELTA
C 5	99244	ADMIN	IN	G2	99243
		CLIN	IN	G1	99243
		CLIN	IN	G1	DELTA
C 5	99245	ADMIN	IN	G2	99243
		CLIN	IN	G1	99243
		CLIN	IN	G1	DELTA
C 5	A4263	ADMIN	IN	G2	67840
		ADMIN	IN	G2x	67840
		CLIN	IN	G1	67840
		CLIN	IN	G1	DELTA
		CLIN	IN	G1x	67840

CPEP 9
CPEP 10
Data Entry Log
CPEP 6
CPEP 7
CPEP 8



CPEP 9

CPEP 10

Data Entry Log
CPEP 6


CPEP 7

CPEP 8



**Data Entry Log
(SERVPT)**

- CPEP: The Clinical Practice Expert Panel (abbreviated CPEP) that provided the estimates for the associated service.
- PROCCODE: The HCFA Common Procedure Coding System (HCPCS) Code for the specified service.
- CLINADM: This identifies the record as referring either to clinical staff time (CLIN) or administrative staff time (ADMIN).
- SITE: This identifies whether the service that is being referenced was profiled in-office (IN) or out-of-office (OUT).
- TIMECAT: This identifies the labor time category for which the reference service was used.
- SERVREF: HCPCS Code for the service to which the CPEP referred, in developing estimates.



CPEP 6: Radiology
Data Entry Log

CPEP	PROCCODE	CLINADM	SITE	TIMECAT	SERVREF
C 6	19000	ADMIN	IN	G2	DELTA
		ADMIN	IN	G2x	74280
		ADMIN	OUT	G2x	74280
		CLIN	IN	G1	DELTA
C 6	19001	CLIN	IN	G1	DELTA
C 6	19030	ADMIN	IN	G2x	74280
		ADMIN	OUT	G2x	74280
		CLIN	IN	G1	DELTA
C 6	19100	ADMIN	IN	G2	47000
		ADMIN	OUT	G2	47000
		CLIN	IN	G1	47000
		CLIN	IN	G1	DELTA
C 6	19290	ADMIN	IN	G2	DELTA
		ADMIN	IN	G2x	74280
		ADMIN	OUT	G2	DELTA
		ADMIN	OUT	G2x	74280
C 6	19291	CLIN	IN	G1	DELTA
		ADMIN	IN	G2	DELTA
		ADMIN	OUT	G2	DELTA
C 6	20206	CLIN	IN	G1	DELTA
		ADMIN	IN	G2	47000
		ADMIN	OUT	G2	47000
		CLIN	IN	G1	47000
C 6	20501	CLIN	IN	G1	DELTA
		ADMIN	IN	G2x	74280
		ADMIN	OUT	G2x	74280
		CLIN	IN	G1	DELTA
C 6	21116	CLIN	IN	G1	DELTA
		ADMIN	IN	G2x	74280
		ADMIN	OUT	G2x	74280
C 6	23350	CLIN	IN	G1	DELTA
		ADMIN	IN	G2x	74280
		ADMIN	OUT	G2x	74280
C 6	24220	CLIN	IN	G1	DELTA
		ADMIN	IN	G2x	74280
		ADMIN	OUT	G2x	74280
C 6	25246	CLIN	IN	G1	DELTA
		ADMIN	IN	G2x	74280
		ADMIN	OUT	G2x	74280
C 6	27093	CLIN	IN	G1	DELTA
		ADMIN	IN	G2x	74280
		ADMIN	OUT	G2x	74280
C 6	27095	ADMIN	IN	G2x	74280
		ADMIN	OUT	G2x	74280
C 6	27370	CLIN	IN	G1	DELTA
		ADMIN	IN	G2x	74280
		ADMIN	OUT	G2x	74280
C 6	27648	CLIN	IN	G1	DELTA
		ADMIN	IN	G2x	74280
		ADMIN	OUT	G2x	74280
C 6	32400	ADMIN	OUT	G2	47000
C 6	32405	ADMIN	OUT	G2	47000

CPEP 6: Radiology
Data Entry Log

CPEP	PROCCODE	CLINADM	SITE	TIMECAT	SERVREF
C 6	35450	ADMIN	OUT	G2	35474
		CLIN	OUT	G1	35474
		CLIN	OUT	G1	DELTA
C 6	35452	ADMIN	OUT	G2	35474
		CLIN	OUT	G1	35474
		CLIN	OUT	G1	DELTA
C 6	35454	ADMIN	OUT	G2	35474
		CLIN	OUT	G1	35474
		CLIN	OUT	G1	DELTA
C 6	35456	ADMIN	OUT	G2	35474
		CLIN	OUT	G1	35474
C 6	35458	ADMIN	OUT	G2	35474
		CLIN	OUT	G1	35474
		CLIN	OUT	G1	DELTA
C 6	35459	ADMIN	OUT	G2	35474
		CLIN	OUT	G1	35474
		CLIN	OUT	G1	DELTA
C 6	35460	ADMIN	OUT	G2	35474
		CLIN	OUT	G1	35474
		CLIN	OUT	G1	DELTA
C 6	35470	ADMIN	OUT	G2	35474
		CLIN	OUT	G1	35474
		CLIN	OUT	G1	DELTA
C 6	35471	ADMIN	OUT	G2	35474
		CLIN	OUT	G1	35474
		CLIN	OUT	G1	DELTA
C 6	35472	ADMIN	OUT	G2	35474
		CLIN	OUT	G1	35474
		CLIN	OUT	G1	DELTA
C 6	35473	ADMIN	OUT	G2	35474
		CLIN	OUT	G1	35474
		CLIN	OUT	G1	DELTA
C 6	35475	ADMIN	OUT	G2	35474
		CLIN	OUT	G1	35474
		CLIN	OUT	G1	DELTA
C 6	35476	ADMIN	OUT	G2	35474
		CLIN	OUT	G1	35474
		CLIN	OUT	G1	DELTA
C 6	35480	ADMIN	OUT	G2	35474
		CLIN	OUT	G1	35474
		CLIN	OUT	G1	DELTA
C 6	35481	ADMIN	OUT	G2	35474
		CLIN	OUT	G1	35474
		CLIN	OUT	G1	DELTA
C 6	35482	ADMIN	OUT	G2	35474
		CLIN	OUT	G1	35474
		CLIN	OUT	G1	DELTA
C 6	35483	ADMIN	OUT	G2	35474
		CLIN	OUT	G1	35474
		CLIN	OUT	G1	DELTA
C 6	35484	ADMIN	OUT	G2	35474
		CLIN	OUT	G1	35474
		CLIN	OUT	G1	DELTA

CPEP 6: Radiology
Data Entry Log

CPEP	PROCCODE	CLINADM	SITE	TIMECAT	SERVREF
C 6	35485	ADMIN	OUT	G2	35474
		CLIN	OUT	G1	35474
		CLIN	OUT	G1	DELTA
C 6	35490	ADMIN	OUT	G2	35474
		CLIN	OUT	G1	35474
		CLIN	OUT	G1	DELTA
C 6	35491	ADMIN	OUT	G2	35474
		CLIN	OUT	G1	35474
		CLIN	OUT	G1	DELTA
C 6	35492	ADMIN	OUT	G2	35474
		CLIN	OUT	G1	35474
		CLIN	OUT	G1	DELTA
C 6	35493	ADMIN	OUT	G2	35474
		CLIN	OUT	G1	35474
		CLIN	OUT	G1	DELTA
C 6	35494	ADMIN	OUT	G2	35474
		CLIN	OUT	G1	35474
		CLIN	OUT	G1	DELTA
C 6	35495	ADMIN	OUT	G2	35474
		CLIN	OUT	G1	35474
		CLIN	OUT	G1	DELTA
C 6	36005	ADMIN	IN	G2x	74280
		ADMIN	OUT	G2x	74280
		CLIN	IN	G1	DELTA
C 6	36010	ADMIN	OUT	G2	36200
C 6	36011	ADMIN	OUT	G2	36200
C 6	36012	ADMIN	OUT	G2	36200
C 6	36013	ADMIN	OUT	G2	36200
C 6	36014	ADMIN	OUT	G2	36200
C 6	36015	ADMIN	OUT	G2	36200
C 6	36100	ADMIN	OUT	G2	36200
C 6	36120	ADMIN	OUT	G2	36200
C 6	36140	ADMIN	OUT	G2	36200
C 6	36145	ADMIN	OUT	G2	36200
C 6	36160	ADMIN	OUT	G2	36200
C 6	36215	ADMIN	OUT	G2	36200
C 6	36216	ADMIN	OUT	G2	36200
C 6	36217	ADMIN	OUT	G2	36200
C 6	36218	ADMIN	OUT	G2	DELTA
C 6	36245	ADMIN	OUT	G2	36200
C 6	36246	ADMIN	OUT	G2	36200
C 6	36247	ADMIN	OUT	G2	36200
C 6	36248	ADMIN	OUT	G2	DELTA

CPEP 6: Radiology
Data Entry Log

CPEP	PROCCODE	CLINADM	SITE	TIMECAT	SERVREF
C 6	36470	ADMIN	IN	G2	DELTA
		ADMIN	IN	G2x	74280
		ADMIN	IN	G2x	DELTA
		CLIN	IN	G1	DELTA
		CLIN	IN	G1x	DELTA
C 6	36471	ADMIN	IN	G2	DELTA
		ADMIN	IN	G2x	74280
		ADMIN	IN	G2x	DELTA
		CLIN	IN	G1	DELTA
		CLIN	IN	G1x	DELTA
C 6	36481	ADMIN	OUT	G2	DELTA
C 6	36620	ADMIN	OUT	G2	DELTA
C 6	36625	ADMIN	OUT	G2	DELTA
		CLIN	OUT	G1	DELTA
C 6	36640	ADMIN	OUT	G2x	75625
		CLIN	OUT	G1	DELTA
C 6	37200	ADMIN	OUT	G2	35474
		CLIN	OUT	G1	DELTA
C 6	37201	ADMIN	OUT	G2	35474
		CLIN	OUT	G1	DELTA
C 6	37202	ADMIN	OUT	G2	35474
		CLIN	OUT	G1	DELTA
C 6	37203	ADMIN	OUT	G2	35474
C 6	37204	ADMIN	OUT	G2	35474
		CLIN	OUT	G1	DELTA
C 6	37205	ADMIN	OUT	G2	35474
		CLIN	OUT	G1	35474
C 6	37206	CLIN	OUT	G1	DELTA
C 6	37207	ADMIN	OUT	G2	35474
		CLIN	OUT	G1	35474
C 6	37208	CLIN	OUT	G1	DELTA
C 6	37209	CLIN	OUT	G1	DELTA
C 6	37620	ADMIN	OUT	G2	35474
		CLIN	OUT	G1	35474
C 6	38200	ADMIN	OUT	G2	36200
C 6	38790	ADMIN	IN	G2x	36200
		ADMIN	OUT	G2x	36200
		CLIN	IN	G1	36200
C 6	42400	ADMIN	IN	G2	47000
		ADMIN	OUT	G2	47000
		CLIN	IN	G1	47000
		CLIN	IN	G1	DELTA
C 6	42550	ADMIN	IN	G2x	74280
		ADMIN	OUT	G2x	74280
		CLIN	IN	G1	DELTA
C 6	43761	ADMIN	OUT	G2x	74280
C 6	47001	ADMIN	OUT	G2	DELTA

CPEP 6: Radiology
Data Entry Log

CPEP	PROCCODE	CLINADM	SITE	TIMECAT	SERVREF
C 6	47500	ADMIN	OUT	G2x	36200
C 6	47505	ADMIN	IN	G2x	74280
		ADMIN	OUT	G2x	74280
		CLIN	IN	G1	DELTA
C 6	47510	ADMIN	OUT	G2x	74280
		ADMIN	OUT	G2x	DELTA
		CLIN	OUT	G1x	DELTA
C 6	47511	ADMIN	OUT	G2x	74280
		ADMIN	OUT	G2x	DELTA
		CLIN	OUT	G1x	DELTA
C 6	47555	ADMIN	OUT	G2	36200
C 6	47556	ADMIN	OUT	G2x	36200
C 6	48102	ADMIN	IN	G2	47000
		ADMIN	OUT	G2	47000
		CLIN	IN	G1	47000
C 6	49180	ADMIN	IN	G2	47000
		ADMIN	OUT	G2	47000
		CLIN	IN	G1	47000
C 6	50392	ADMIN	OUT	G2x	36200
C 6	50394	ADMIN	IN	G2x	74280
		ADMIN	OUT	G2x	74280
		CLIN	IN	G1	DELTA
C 6	50684	ADMIN	OUT	G2	74280
C 6	50690	ADMIN	IN	G2x	74280
		ADMIN	OUT	G2x	74280
		CLIN	IN	G1	DELTA
C 6	51600	ADMIN	IN	G2x	74280
		ADMIN	OUT	G2x	74280
		CLIN	IN	G1	DELTA
C 6	51605	ADMIN	IN	G2x	74280
		ADMIN	OUT	G2x	74280
		CLIN	IN	G1	DELTA
C 6	51610	ADMIN	IN	G2x	74280
		ADMIN	OUT	G2x	74280
		CLIN	IN	G1	DELTA
C 6	54230	ADMIN	OUT	G2x	74280
C 6	58340	ADMIN	IN	G2x	74280
		ADMIN	OUT	G2x	74280
		CLIN	IN	G1	DELTA
C 6	58345	ADMIN	OUT	G2x	35474
		CLIN	OUT	G1x	35474
C 6	60001	ADMIN	IN	G2	DELTA
		ADMIN	IN	G2x	74280
		ADMIN	OUT	G2x	74280
		CLIN	IN	G1	DELTA
C 6	60100	ADMIN	IN	G2	47000
		ADMIN	OUT	G2	47000
		CLIN	IN	G1	47000
		CLIN	IN	G1	DELTA

Data Entry Log
 CPEP 9
 CPEP 10
 CPEP 11
 Data Entry Log
 CPEP 7
 Data Entry Log
 CPEP 8

CPEP 6: Radiology
Data Entry Log

CPEP	PROCCODE	CLINADM	SITE	TIMECAT	SERVREF
C 6	61070	ADMIN	IN	G2x	74280
		ADMIN	OUT	G2x	74280
		CLIN	IN	G1	DELTA
C 6	61624	ADMIN	OUT	G2	35474
		ADMIN	OUT	G2	DELTA
		CLIN	OUT	G1	DELTA
C 6	61626	ADMIN	OUT	G2	35474
		CLIN	OUT	G1	DELTA
C 6	62290	ADMIN	IN	G2	62284
		ADMIN	OUT	G2	62284
		CLIN	IN	G1	62284
C 6	62291	ADMIN	IN	G2	62284
		ADMIN	OUT	G2	62284
		CLIN	IN	G1	62284
		CLIN	IN	G1	DELTA
C 6	68850	ADMIN	IN	G2x	74280
		ADMIN	OUT	G2x	74280
		CLIN	IN	G1	DELTA
C 6	70010	ADMIN	IN	G2	72265
		ADMIN	OUT	G2	72265
		CLIN	IN	G1	72265
C 6	70015	ADMIN	IN	G2	72265
		ADMIN	OUT	G2	72265
		CLIN	IN	G1	72265
C 6	70030	ADMIN	IN	G2	71020
		ADMIN	OUT	G2	71020
		CLIN	IN	G1	DELTA
C 6	70100	ADMIN	IN	G2	71020
		ADMIN	OUT	G2	71020
		CLIN	IN	G1	71020
		CLIN	IN	G1	DELTA
C 6	70110	ADMIN	IN	G2	71020
		ADMIN	OUT	G2	71020
		CLIN	IN	G1	71020
		CLIN	IN	G1	DELTA
C 6	70120	ADMIN	IN	G2	71020
		ADMIN	OUT	G2	71020
		CLIN	IN	G1	DELTA
C 6	70130	ADMIN	IN	G2	71020
		ADMIN	OUT	G2	71020
		CLIN	IN	G1	71020
		CLIN	IN	G1	DELTA
C 6	70134	ADMIN	IN	G2	71020
		ADMIN	OUT	G2	71020
		CLIN	IN	G1	71020
		CLIN	IN	G1	DELTA
C 6	70140	ADMIN	IN	G2	71020
		ADMIN	OUT	G2	71020
		CLIN	IN	G1	DELTA
C 6	70150	ADMIN	IN	G2	71020
		ADMIN	OUT	G2	71020
		CLIN	IN	G1	71020
		CLIN	IN	G1	DELTA

CPEP 6: Radiology
Data Entry Log

CPEP	PROCCODE	CLINADM	SITE	TIMECAT	SERVREF
C 6	70160	ADMIN	IN	G2	71020
		ADMIN	OUT	G2	71020
		CLIN	IN	G1	71020
		CLIN	IN	G1	DELTA
C 6	70170	ADMIN	IN	G2x	75625
		ADMIN	OUT	G2x	75625
		CLIN	IN	G1	DELTA
C 6	70190	ADMIN	IN	G2	71020
		ADMIN	OUT	G2	71020
		CLIN	IN	G1	DELTA
C 6	70200	ADMIN	IN	G2	71020
		ADMIN	OUT	G2	71020
		CLIN	IN	G1	DELTA
C 6	70210	ADMIN	IN	G2	71020
		ADMIN	OUT	G2	71020
		CLIN	IN	G1	DELTA
C 6	70220	ADMIN	IN	G2	71020
		ADMIN	OUT	G2	71020
		CLIN	IN	G1	71020
		CLIN	IN	G1	DELTA
C 6	70240	ADMIN	IN	G2	71020
		ADMIN	OUT	G2	71020
		CLIN	IN	G1	DELTA
C 6	70250	ADMIN	IN	G2	71020
		ADMIN	OUT	G2	71020
		CLIN	IN	G1	71020
		CLIN	IN	G1	DELTA
C 6	70260	ADMIN	IN	G2	71020
		ADMIN	OUT	G2	71020
		CLIN	IN	G1	DELTA
C 6	70300	ADMIN	IN	G2	71020
		ADMIN	OUT	G2	71020
		CLIN	IN	G1	DELTA
C 6	70310	ADMIN	IN	G2	71020
		ADMIN	OUT	G2	71020
		CLIN	IN	G1	DELTA
C 6	70320	ADMIN	IN	G2	71020
		ADMIN	OUT	G2	71020
		CLIN	IN	G1	71020
		CLIN	IN	G1	DELTA
C 6	70328	ADMIN	IN	G2	71020
		ADMIN	OUT	G2	71020
		CLIN	IN	G1	DELTA
C 6	70330	ADMIN	IN	G2	71020
		ADMIN	OUT	G2	71020
		CLIN	IN	G1	71020
		CLIN	IN	G1	DELTA
C 6	70332	ADMIN	IN	G2x	75625
		ADMIN	OUT	G2x	75625
		CLIN	IN	G1	DELTA
C 6	70336	ADMIN	IN	G2	72148
		ADMIN	OUT	G2	72148
		CLIN	IN	G1	72148

Data Entry Log
 CPEP 9
 CPEP 10
 CPEP 11
 Data Entry Log
 CPEP 7
 Data Entry Log
 CPEP 8

CPEP 6: Radiology
Data Entry Log

CPEP	PROCCODE	CLINADM	SITE	TIMECAT	SERVREF
C 6	70350	ADMIN	IN	G2	71020
		ADMIN	OUT	G2	71020
		CLIN	IN	G1	DELTA
C 6	70355	ADMIN	IN	G2	71020
		ADMIN	OUT	G2	71020
		CLIN	IN	G1	DELTA
C 6	70360	ADMIN	IN	G2	71020
		ADMIN	OUT	G2	71020
		CLIN	IN	G1	DELTA
C 6	70370	ADMIN	IN	G2	71020
		ADMIN	OUT	G2	71020
		CLIN	IN	G1	DELTA
C 6	70371	ADMIN	OUT	G2x	75625
C 6	70373	ADMIN	IN	G2x	75625
		ADMIN	OUT	G2x	75625
		CLIN	IN	G1	DELTA
C 6	70380	ADMIN	IN	G2	71020
		ADMIN	OUT	G2	71020
		CLIN	IN	G1	DELTA
C 6	70390	ADMIN	IN	G2x	75625
		ADMIN	OUT	G2x	75625
		CLIN	IN	G1	DELTA
C 6	70450	ADMIN	IN	G2	70470
		ADMIN	OUT	G2	70470
		CLIN	IN	G1	70470
		CLIN	IN	G1	DELTA
C 6	70460	ADMIN	IN	G2	70470
		ADMIN	OUT	G2	70470
		CLIN	IN	G1	70470
		CLIN	IN	G1	DELTA
C 6	70480	ADMIN	IN	G2	70470
		ADMIN	OUT	G2	70470
		CLIN	IN	G1	70470
		CLIN	IN	G1	DELTA
C 6	70481	ADMIN	IN	G2	70470
		ADMIN	OUT	G2	70470
		CLIN	IN	G1	70470
C 6	70482	ADMIN	IN	G2	70470
		ADMIN	OUT	G2	70470
		CLIN	IN	G1	70470
		CLIN	IN	G1	DELTA
C 6	70486	ADMIN	IN	G2	70470
		ADMIN	OUT	G2	70470
		CLIN	IN	G1	70470
		CLIN	IN	G1	DELTA
C 6	70487	ADMIN	IN	G2	70470
		ADMIN	OUT	G2	70470
		CLIN	IN	G1	70470
		CLIN	IN	G1	DELTA
C 6	70488	ADMIN	IN	G2	70470
		ADMIN	OUT	G2	70470
		CLIN	IN	G1	70470

CPEP 6: Radiology
Data Entry Log

CPEP	PROCCODE	CLINADM	SITE	TIMECAT	SERVREF
C 6	70490	ADMIN	IN	G2	70470
		ADMIN	OUT	G2	70470
		CLIN	IN	G1	70470
		CLIN	IN	G1	DELTA
C 6	70491	ADMIN	IN	G2	70470
		ADMIN	OUT	G2	70470
		CLIN	IN	G1	70470
		CLIN	IN	G1	DELTA
C 6	70492	ADMIN	IN	G2	70470
		ADMIN	OUT	G2	70470
		CLIN	IN	G1	70470
C 6	70540	ADMIN	IN	G2	72148
		ADMIN	OUT	G2	72148
		CLIN	IN	G1	72148
C 6	70541	ADMIN	IN	G2	72148
		ADMIN	OUT	G2	72148
		CLIN	IN	G1	72148
C 6	70551	ADMIN	IN	G2	72148
		ADMIN	OUT	G2	72148
		CLIN	IN	G1	72148
C 6	70552	ADMIN	IN	G2	72148
		ADMIN	OUT	G2	72148
		CLIN	IN	G1	72148
C 6	70553	ADMIN	IN	G2	72148
		ADMIN	OUT	G2	72148
		CLIN	IN	G1	72148
		CLIN	IN	G1	DELTA
C 6	71010	ADMIN	IN	G2	71020
		ADMIN	OUT	G2	71020
		CLIN	IN	G1	DELTA
C 6	71015	ADMIN	IN	G2	71020
		ADMIN	OUT	G2	71020
		CLIN	IN	G1	DELTA
C 6	71021	ADMIN	IN	G2	71020
		ADMIN	OUT	G2	71020
		CLIN	IN	G1	71020
		CLIN	IN	G1	DELTA
C 6	71022	ADMIN	IN	G2	71020
		ADMIN	OUT	G2	71020
		CLIN	IN	G1	71020
		CLIN	IN	G1	DELTA
C 6	71023	ADMIN	IN	G2	71020
		ADMIN	OUT	G2	71020
		CLIN	IN	G1	71020
		CLIN	IN	G1	DELTA
C 6	71030	ADMIN	IN	G2	71020
		ADMIN	OUT	G2	71020
		CLIN	IN	G1	DELTA
C 6	71034	ADMIN	IN	G2	71020
		ADMIN	OUT	G2	71020
		CLIN	IN	G1	DELTA
C 6	71035	ADMIN	IN	G2	71020
		ADMIN	OUT	G2	71020
		CLIN	IN	G1	71020
		CLIN	IN	G1	DELTA

CPEP 9
 CPEP 10
 CPEP 11
 CPEP 7
 CPEP 8

CPEP 6: Radiology
Data Entry Log

CPEP	PROCCODE	CLINADM	SITE	TIMECAT	SERVREF
C 6	71036	ADMIN CLIN	OUT OUT	G2x G1	76700 DELTA
C 6	71038	ADMIN ADMIN CLIN	IN OUT IN	G2 G2 G1	DELTA DELTA DELTA
C 6	71040	ADMIN ADMIN CLIN	IN OUT IN	G2x G2x G1	75625 75625 DELTA
C 6	71060	ADMIN ADMIN CLIN	IN OUT IN	G2x G2x G1	75625 75625 DELTA
C 6	71090	ADMIN	OUT	G2x	75625
C 6	71100	ADMIN ADMIN CLIN	IN OUT IN	G2 G2 G1	71020 71020 DELTA
C 6	71101	ADMIN ADMIN CLIN CLIN	IN OUT IN IN	G2 G2 G1 G1	71020 71020 71020 DELTA
C 6	71110	ADMIN ADMIN CLIN CLIN	IN OUT IN IN	G2 G2 G1 G1	71020 71020 71020 DELTA
C 6	71111	ADMIN ADMIN CLIN	IN OUT IN	G2 G2 G1	71020 71020 DELTA
C 6	71120	ADMIN ADMIN CLIN CLIN	IN OUT IN IN	G2 G2 G1 G1	71020 71020 71020 DELTA
C 6	71130	ADMIN ADMIN CLIN CLIN	IN OUT IN IN	G2 G2 G1 G1	71020 71020 71020 DELTA
C 6	71250	ADMIN ADMIN CLIN CLIN	IN OUT IN IN	G2 G2 G1 G1	70470 70470 70470 DELTA
C 6	71260	ADMIN ADMIN CLIN CLIN	IN OUT IN IN	G2 G2 G1 G1	70470 70470 70470 DELTA
C 6	71270	ADMIN ADMIN CLIN CLIN	IN OUT IN IN	G2 G2 G1 G1	70470 70470 70470 DELTA
C 6	71550	ADMIN ADMIN CLIN CLIN	IN OUT IN IN	G2 G2 G1 G1	72148 72148 72148 DELTA
C 6	71555	ADMIN ADMIN CLIN	IN OUT IN	G2 G2 G1	72148 72148 72148

CPEP 6: Radiology
Data Entry Log

CPEP	PROCCODE	CLINADM	SITE	TIMECAT	SERVREF
C 6	72010	ADMIN	IN	G2	71020
		ADMIN	OUT	G2	71020
		CLIN	IN	G1	DELTA
C 6	72020	ADMIN	IN	G2	71020
		ADMIN	OUT	G2	71020
		CLIN	IN	G1	DELTA
C 6	72040	ADMIN	IN	G2	71020
		ADMIN	OUT	G2	71020
		CLIN	IN	G1	DELTA
C 6	72050	ADMIN	IN	G2	71020
		ADMIN	OUT	G2	71020
		CLIN	IN	G1	DELTA
C 6	72052	ADMIN	IN	G2	71020
		ADMIN	OUT	G2	71020
		CLIN	IN	G1	71020
		CLIN	IN	G1	DELTA
C 6	72069	ADMIN	IN	G2	71020
		ADMIN	OUT	G2	71020
		CLIN	IN	G1	71020
		CLIN	IN	G1	DELTA
C 6	72070	ADMIN	IN	G2	71020
		ADMIN	OUT	G2	71020
		CLIN	IN	G1	DELTA
C 6	72072	ADMIN	IN	G2	71020
		ADMIN	OUT	G2	71020
		CLIN	IN	G1	71020
		CLIN	IN	G1	DELTA
C 6	72074	ADMIN	IN	G2	71020
		ADMIN	OUT	G2	71020
		CLIN	IN	G1	DELTA
C 6	72080	ADMIN	IN	G2	71020
		ADMIN	OUT	G2	71020
		CLIN	IN	G1	DELTA
C 6	72090	ADMIN	IN	G2	71020
		ADMIN	OUT	G2	71020
		CLIN	IN	G1	71020
		CLIN	IN	G1	DELTA
C 6	72100	ADMIN	IN	G2	71020
		ADMIN	OUT	G2	71020
		CLIN	IN	G1	DELTA
C 6	72110	ADMIN	IN	G2	71020
		ADMIN	OUT	G2	71020
		CLIN	IN	G1	DELTA
C 6	72114	ADMIN	IN	G2	71020
		ADMIN	OUT	G2	71020
		CLIN	IN	G1	71020
		CLIN	IN	G1	DELTA
C 6	72120	ADMIN	IN	G2	71020
		ADMIN	OUT	G2	71020
		CLIN	IN	G1	DELTA
C 6	72125	ADMIN	IN	G2	70470
		ADMIN	OUT	G2	70470
		CLIN	IN	G1	70470
		CLIN	IN	G1	DELTA

Data Entry Log
 CPEP 9
 CPEP 10
 CPEP 11
 Data Entry Log
 CPEP 7
 Data Entry Log
 CPEP 8

CPEP 6: Radiology
Data Entry Log

CPEP	PROCCODE	CLINADM	SITE	TIMECAT	SERVREF
C 6	72126	ADMIN	IN	G2	70470
		ADMIN	OUT	G2	70470
		CLIN	IN	G1	70470
		CLIN	IN	G1	DELTA
C 6	72127	ADMIN	IN	G2	70470
		ADMIN	OUT	G2	70470
		CLIN	IN	G1	70470
		CLIN	IN	G1	DELTA
C 6	72128	ADMIN	IN	G2	70470
		ADMIN	OUT	G2	70470
		CLIN	IN	G1	70470
		CLIN	IN	G1	DELTA
C 6	72129	ADMIN	IN	G2	70470
		ADMIN	OUT	G2	70470
		CLIN	IN	G1	70470
		CLIN	IN	G1	DELTA
C 6	72130	ADMIN	IN	G2	70470
		ADMIN	OUT	G2	70470
		CLIN	IN	G1	70470
		CLIN	IN	G1	DELTA
C 6	72131	ADMIN	IN	G2	70470
		ADMIN	OUT	G2	70470
		CLIN	IN	G1	70470
		CLIN	IN	G1	DELTA
C 6	72132	ADMIN	IN	G2	70470
		ADMIN	OUT	G2	70470
		CLIN	IN	G1	70470
		CLIN	IN	G1	DELTA
C 6	72133	ADMIN	IN	G2	70470
		ADMIN	OUT	G2	70470
		CLIN	IN	G1	70470
		CLIN	IN	G1	DELTA
C 6	72141	ADMIN	IN	G2	72148
		ADMIN	OUT	G2	72148
		CLIN	IN	G1	72148
C 6	72142	ADMIN	IN	G2	72148
		ADMIN	OUT	G2	72148
		CLIN	IN	G1	72148
C 6	72146	ADMIN	IN	G2	72148
		ADMIN	OUT	G2	72148
		CLIN	IN	G1	72148
C 6	72147	ADMIN	IN	G2	72148
		ADMIN	OUT	G2	72148
		CLIN	IN	G1	72148
C 6	72149	ADMIN	IN	G2	72148
		ADMIN	OUT	G2	72148
		CLIN	IN	G1	72148
C 6	72156	ADMIN	IN	G2	72148
		ADMIN	OUT	G2	72148
		CLIN	IN	G1	72148
		CLIN	IN	G1	DELTA
C 6	72157	ADMIN	IN	G2	72148
		ADMIN	OUT	G2	72148
		CLIN	IN	G1	72148
		CLIN	IN	G1	DELTA

CPEP 6: Radiology
Data Entry Log

CPEP	PROCCODE	CLINADM	SITE	TIMECAT	SERVREF
C 6	72158	ADMIN	IN	G2	72148
		ADMIN	OUT	G2	72148
		CLIN	IN	G1	72148
		CLIN	IN	G1	DELTA
C 6	72159	ADMIN	IN	G2	72148
		ADMIN	OUT	G2	72148
		CLIN	IN	G1	72148
C 6	72170	ADMIN	IN	G2	71020
		ADMIN	OUT	G2	71020
		CLIN	IN	G1	DELTA
C 6	72190	ADMIN	IN	G2	71020
		ADMIN	OUT	G2	71020
		CLIN	IN	G1	71020
		CLIN	IN	G1	DELTA
C 6	72192	ADMIN	IN	G2	70470
		ADMIN	OUT	G2	70470
		CLIN	IN	G1	70470
		CLIN	IN	G1	DELTA
C 6	72193	ADMIN	IN	G2	70470
		ADMIN	OUT	G2	70470
		CLIN	IN	G1	70470
		CLIN	IN	G1	DELTA
C 6	72194	ADMIN	IN	G2	70470
		ADMIN	OUT	G2	70470
		CLIN	IN	G1	70470
		CLIN	IN	G1	DELTA
C 6	72196	ADMIN	IN	G2	72148
		ADMIN	OUT	G2	72148
		CLIN	IN	G1	72148
C 6	72198	ADMIN	IN	G2	72148
		ADMIN	OUT	G2	72148
		CLIN	IN	G1	72148
C 6	72200	ADMIN	IN	G2	71020
		ADMIN	OUT	G2	71020
		CLIN	IN	G1	DELTA
C 6	72202	ADMIN	IN	G2	71020
		ADMIN	OUT	G2	71020
		CLIN	IN	G1	71020
		CLIN	IN	G1	DELTA
C 6	72220	ADMIN	IN	G2	71020
		ADMIN	OUT	G2	71020
		CLIN	IN	G1	DELTA
C 6	72240	ADMIN	IN	G2	72265
		ADMIN	OUT	G2	72265
		CLIN	IN	G1	72265
C 6	72255	ADMIN	IN	G2	72265
		ADMIN	OUT	G2	72265
		CLIN	IN	G1	72265
C 6	72270	ADMIN	IN	G2	72265
		ADMIN	OUT	G2	72265
		CLIN	IN	G1	72265
C 6	72285	ADMIN	IN	G2	72265
		ADMIN	OUT	G2	72265
		CLIN	IN	G1	72265

Data Entry Log
 CPEP 9
 CPEP 10
 CPEP 11
 Data Entry Log
 CPEP 7
 Data Entry Log
 CPEP 8

CPEP 6: Radiology
Data Entry Log

CPEP	PROCCODE	CLINADM	SITE	TIMECAT	SERVREF
C 6	72295	ADMIN	IN	G2	72265
		ADMIN	OUT	G2	72265
		CLIN	IN	G1	72265
C 6	73000	ADMIN	IN	G2	71020
		ADMIN	OUT	G2	71020
		CLIN	IN	G1	DELTA
C 6	73010	ADMIN	IN	G2	71020
		ADMIN	OUT	G2	71020
		CLIN	IN	G1	DELTA
C 6	73020	ADMIN	IN	G2	71020
		ADMIN	OUT	G2	71020
		CLIN	IN	G1	DELTA
C 6	73030	ADMIN	IN	G2	71020
		ADMIN	OUT	G2	71020
		CLIN	IN	G1	71020
		CLIN	IN	G1	DELTA
C 6	73040	ADMIN	IN	G2x	75625
		ADMIN	OUT	G2x	75625
		CLIN	IN	G1	DELTA
C 6	73050	ADMIN	IN	G2	71020
		ADMIN	OUT	G2	71020
		CLIN	IN	G1	71020
		CLIN	IN	G1	DELTA
C 6	73060	ADMIN	IN	G2	71020
		ADMIN	OUT	G2	71020
		CLIN	IN	G1	71020
		CLIN	IN	G1	DELTA
C 6	73070	ADMIN	IN	G2	71020
		ADMIN	OUT	G2	71020
		CLIN	IN	G1	DELTA
C 6	73080	ADMIN	IN	G2	71020
		ADMIN	OUT	G2	71020
		CLIN	IN	G1	71020
		CLIN	IN	G1	DELTA
C 6	73085	ADMIN	IN	G2x	75625
		ADMIN	OUT	G2x	75625
		CLIN	IN	G1	DELTA
C 6	73090	ADMIN	IN	G2	71020
		ADMIN	OUT	G2	71020
		CLIN	IN	G1	DELTA
C 6	73092	ADMIN	IN	G2	71020
		ADMIN	OUT	G2	71020
		CLIN	IN	G1	71020
		CLIN	IN	G1	DELTA
C 6	73100	ADMIN	IN	G2	71020
		ADMIN	OUT	G2	71020
		CLIN	IN	G1	DELTA
C 6	73110	ADMIN	IN	G2	71020
		ADMIN	OUT	G2	71020
		CLIN	IN	G1	71020
		CLIN	IN	G1	DELTA
C 6	73115	ADMIN	IN	G2x	75625
		ADMIN	OUT	G2x	75625
		CLIN	IN	G1	DELTA

CPEP 6: Radiology
Data Entry Log

CPEP	PROCCODE	CLINADM	SITE	TIMECAT	SERVREF
C 6	73120	ADMIN	IN	G2	71020
		ADMIN	OUT	G2	71020
		CLIN	IN	G1	DELTA
C 6	73130	ADMIN	IN	G2	71020
		ADMIN	OUT	G2	71020
		CLIN	IN	G1	71020
		CLIN	IN	G1	DELTA
C 6	73140	ADMIN	IN	G2	71020
		ADMIN	OUT	G2	71020
		CLIN	IN	G1	71020
		CLIN	IN	G1	DELTA
C 6	73200	ADMIN	IN	G2	70470
		ADMIN	OUT	G2	70470
		CLIN	IN	G1	70470
		CLIN	IN	G1	DELTA
C 6	73201	ADMIN	IN	G2	70470
		ADMIN	OUT	G2	70470
		CLIN	IN	G1	70470
		CLIN	IN	G1	DELTA
C 6	73202	ADMIN	IN	G2	70470
		ADMIN	OUT	G2	70470
		CLIN	IN	G1	70470
C 6	73220	ADMIN	IN	G2	72148
		ADMIN	OUT	G2	72148
		CLIN	IN	G1	72148
C 6	73221	ADMIN	IN	G2	72148
		ADMIN	OUT	G2	72148
		CLIN	IN	G1	72148
C 6	73225	ADMIN	IN	G2	72148
		ADMIN	OUT	G2	72148
		CLIN	IN	G1	72148
C 6	73500	ADMIN	IN	G2	71020
		ADMIN	OUT	G2	71020
		CLIN	IN	G1	DELTA
C 6	73510	ADMIN	IN	G2	71020
		ADMIN	OUT	G2	71020
		CLIN	IN	G1	DELTA
C 6	73520	ADMIN	IN	G2	71020
		ADMIN	OUT	G2	71020
		CLIN	IN	G1	DELTA
C 6	73525	ADMIN	IN	G2x	75625
		ADMIN	OUT	G2x	75625
		CLIN	IN	G1	DELTA
C 6	73530	ADMIN	OUT	G2	71020
C 6	73540	ADMIN	IN	G2	71020
		ADMIN	OUT	G2	71020
		CLIN	IN	G1	DELTA
C 6	73550	ADMIN	IN	G2	71020
		ADMIN	OUT	G2	71020
		CLIN	IN	G1	DELTA
C 6	73560	ADMIN	IN	G2	71020
		ADMIN	OUT	G2	71020
		CLIN	IN	G1	DELTA

CPEP 6: Radiology
Data Entry Log

CPEP	PROCCODE	CLINADM	SITE	TIMECAT	SERVREF
C 6	73562	ADMIN	IN	G2	71020
		ADMIN	OUT	G2	71020
		CLIN	IN	G1	71020
		CLIN	IN	G1	DELTA
C 6	73564	ADMIN	IN	G2	71020
		ADMIN	OUT	G2	71020
		CLIN	IN	G1	71020
		CLIN	IN	G1	DELTA
C 6	73565	ADMIN	IN	G2	71020
		ADMIN	OUT	G2	71020
		CLIN	IN	G1	DELTA
C 6	73580	ADMIN	IN	G2x	75625
		ADMIN	OUT	G2x	75625
		CLIN	IN	G1	DELTA
C 6	73590	ADMIN	IN	G2	71020
		ADMIN	OUT	G2	71020
		CLIN	IN	G1	DELTA
C 6	73592	ADMIN	IN	G2	71020
		ADMIN	OUT	G2	71020
		CLIN	IN	G1	71020
		CLIN	IN	G1	DELTA
C 6	73600	ADMIN	IN	G2	71020
		ADMIN	OUT	G2	71020
		CLIN	IN	G1	DELTA
C 6	73610	ADMIN	IN	G2	71020
		ADMIN	OUT	G2	71020
		CLIN	IN	G1	71020
		CLIN	IN	G1	DELTA
C 6	73615	ADMIN	IN	G2x	75625
		ADMIN	OUT	G2x	75625
		CLIN	IN	G1	DELTA
C 6	73620	ADMIN	IN	G2	71020
		ADMIN	OUT	G2	71020
		CLIN	IN	G1	DELTA
C 6	73630	ADMIN	IN	G2	71020
		ADMIN	OUT	G2	71020
		CLIN	IN	G1	71020
		CLIN	IN	G1	DELTA
C 6	73650	ADMIN	IN	G2	71020
		ADMIN	OUT	G2	71020
		CLIN	IN	G1	DELTA
C 6	73660	ADMIN	IN	G2	71020
		ADMIN	OUT	G2	71020
		CLIN	IN	G1	71020
		CLIN	IN	G1	DELTA
C 6	73700	ADMIN	IN	G2	70470
		ADMIN	OUT	G2	70470
		CLIN	IN	G1	70470
		CLIN	IN	G1	DELTA
C 6	73701	ADMIN	IN	G2	70470
		ADMIN	OUT	G2	70470
		CLIN	IN	G1	70470
		CLIN	IN	G1	DELTA

CPEP 6: Radiology
Data Entry Log

CPEP	PROCCODE	CLINADM	SITE	TIMECAT	SERVREF
C 6	73702	ADMIN	IN	G2	70470
		ADMIN	OUT	G2	70470
		CLIN	IN	G1	70470
C 6	73720	ADMIN	IN	G2	72148
		ADMIN	OUT	G2	72148
		CLIN	IN	G1	72148
C 6	73721	ADMIN	IN	G2	72148
		ADMIN	OUT	G2	72148
		CLIN	IN	G1	72148
C 6	73725	ADMIN	IN	G2	72148
		ADMIN	OUT	G2	72148
		CLIN	IN	G1	72148
		CLIN	IN	G1	DELTA
C 6	74000	ADMIN	IN	G2	71020
		ADMIN	OUT	G2	71020
		CLIN	IN	G1	DELTA
C 6	74010	ADMIN	IN	G2	71020
		ADMIN	OUT	G2	71020
		CLIN	IN	G1	71020
		CLIN	IN	G1	DELTA
C 6	74020	ADMIN	IN	G2	71020
		ADMIN	OUT	G2	71020
		CLIN	IN	G1	71020
		CLIN	IN	G1	DELTA
C 6	74022	ADMIN	IN	G2	71020
		ADMIN	OUT	G2	71020
		CLIN	IN	G1	71020
		CLIN	IN	G1	DELTA
C 6	74150	ADMIN	IN	G2	70470
		ADMIN	OUT	G2	70470
		CLIN	IN	G1	70470
		CLIN	IN	G1	DELTA
C 6	74160	ADMIN	IN	G2	70470
		ADMIN	OUT	G2	70470
		CLIN	IN	G1	70470
		CLIN	IN	G1	DELTA
C 6	74170	ADMIN	IN	G2	70470
		ADMIN	OUT	G2	70470
		CLIN	IN	G1	70470
		CLIN	IN	G1	DELTA
C 6	74181	ADMIN	IN	G2	72148
		ADMIN	OUT	G2	72148
		CLIN	IN	G1	72148
		CLIN	IN	G1	DELTA
C 6	74185	ADMIN	IN	G2	72148
		ADMIN	OUT	G2	72148
		CLIN	IN	G1	72148
		CLIN	IN	G1	DELTA
C 6	74190	ADMIN	IN	G2x	75625
		ADMIN	OUT	G2x	75625
		CLIN	IN	G1	DELTA
C 6	74210	ADMIN	IN	G2x	74280
		ADMIN	OUT	G2x	74280
		CLIN	IN	G1x	74280

CPEP 6: Radiology
Data Entry Log

CPEP	PROCCODE	CLINADM	SITE	TIMECAT	SERVREF
C 6	74220	ADMIN	IN	G2x	74280
		ADMIN	OUT	G2x	74280
		CLIN	IN	G1x	74280
C 6	74230	ADMIN	IN	G2	74280
		ADMIN	OUT	G2	74280
		CLIN	IN	G1	74280
		CLIN	IN	G1	DELTA
C 6	74235	ADMIN	OUT	G2x	75625
C 6	74240	ADMIN	IN	G2	74280
		ADMIN	OUT	G2	74280
		CLIN	IN	G1	74280
C 6	74241	ADMIN	IN	G2	74280
		ADMIN	OUT	G2	74280
		CLIN	IN	G1	74280
C 6	74245	ADMIN	IN	G2	74280
		ADMIN	OUT	G2	74280
		CLIN	IN	G1	74280
		CLIN	IN	G1	DELTA
C 6	74246	ADMIN	IN	G2	74280
		ADMIN	OUT	G2	74280
		CLIN	IN	G1	74280
		CLIN	IN	G1	DELTA
C 6	74247	ADMIN	IN	G2	74280
		ADMIN	OUT	G2	74280
		CLIN	IN	G1	74280
		CLIN	IN	G1	DELTA
C 6	74249	ADMIN	IN	G2	74280
		ADMIN	OUT	G2	74280
		CLIN	IN	G1	74280
		CLIN	IN	G1	DELTA
C 6	74250	ADMIN	IN	G2	74280
		ADMIN	OUT	G2	74280
		CLIN	IN	G1	74280
C 6	74251	ADMIN	IN	G2x	75625
		ADMIN	OUT	G2x	75625
		CLIN	IN	G1	DELTA
C 6	74260	ADMIN	IN	G2x	75625
		ADMIN	OUT	G2x	75625
		CLIN	IN	G1	DELTA
C 6	74270	ADMIN	IN	G2	74280
		ADMIN	OUT	G2	74280
		CLIN	IN	G1	74280
C 6	74283	ADMIN	IN	G2	74280
		ADMIN	OUT	G2	74280
		CLIN	IN	G1	74280
C 6	74290	ADMIN	IN	G2	74280
		ADMIN	OUT	G2	74280
		CLIN	IN	G1	74280
		CLIN	IN	G1	DELTA
C 6	74291	ADMIN	IN	G2	74280
		ADMIN	OUT	G2	74280
		CLIN	IN	G1	74280
		CLIN	IN	G1	DELTA
C 6	74300	ADMIN	OUT	G2x	75625

CPEP 6: Radiology
Data Entry Log

CPEP	PROCCODE	CLINADM	SITE	TIMECAT	SERVREF
C 6	74301	ADMIN	OUT	G2x	75625
C 6	74305	ADMIN	OUT	G2x	75625
C 6	74320	ADMIN	OUT	G2x	75625
C 6	74327	ADMIN	OUT	G2x	75625
C 6	74328	ADMIN	OUT	G2x	75625
C 6	74329	ADMIN	OUT	G2x	75625
C 6	74330	ADMIN	OUT	G2x	75625
C 6	74340	ADMIN	OUT	G2x	75625
C 6	74350	ADMIN	OUT	G2x	75625
C 6	74355	ADMIN	OUT	G2x	75625
C 6	74360	ADMIN	OUT	G2x	75625
C 6	74363	ADMIN	OUT	G2x	75625
C 6	74405	ADMIN	IN	G2x	74280
		ADMIN	OUT	G2x	74280
		CLIN	IN	G1	74400
C 6	74410	ADMIN	IN	G2x	74280
		ADMIN	OUT	G2x	74280
		CLIN	IN	G1	74400
C 6	74415	ADMIN	IN	G2x	74280
		ADMIN	OUT	G2x	74280
		CLIN	IN	G1	74400
C 6	74420	ADMIN	IN	G2x	74280
		ADMIN	OUT	G2x	74280
C 6	74425	ADMIN	IN	G2x	75625
		ADMIN	OUT	G2x	75625
C 6	74430	ADMIN	IN	G2x	75625
		ADMIN	OUT	G2x	75625
		CLIN	IN	G1	DELTA
C 6	74440	ADMIN	IN	G2x	75625
		ADMIN	OUT	G2x	75625
C 6	74445	ADMIN	IN	G2x	75625
		ADMIN	OUT	G2x	75625
C 6	74450	ADMIN	IN	G2x	75625
		ADMIN	OUT	G2x	75625
		CLIN	IN	G1	DELTA
C 6	74455	ADMIN	IN	G2x	75625
		ADMIN	OUT	G2x	75625
		CLIN	IN	G1	DELTA
C 6	74470	ADMIN	IN	G2x	75625
		ADMIN	OUT	G2x	75625
		CLIN	IN	G1	DELTA
C 6	74475	ADMIN	OUT	G2x	75625
C 6	74710	ADMIN	IN	G2	71020
		ADMIN	OUT	G2	71020
		CLIN	IN	G1	71020
		CLIN	IN	G1	DELTA

Data Entry Log
 CPEP 9
 CPEP 10
 CPEP 11
 CPEP 7
 CPEP 8

CPEP 6: Radiology
Data Entry Log

CPEP	PROCCODE	CLINADM	SITE	TIMECAT	SERVREF
C 6	74740	ADMIN	IN	G2x	75625
		ADMIN	OUT	G2x	75625
		CLIN	IN	G1	DELTA
C 6	74742	ADMIN	IN	G2x	75625
		ADMIN	OUT	G2x	75625
		CLIN	IN	G1	DELTA
C 6	74775	ADMIN	IN	G2x	75625
		ADMIN	OUT	G2x	75625
		CLIN	IN	G1	DELTA
C 6	75552	ADMIN	IN	G2	72148
		ADMIN	OUT	G2	72148
		CLIN	IN	G1	72148
		CLIN	IN	G1	DELTA
C 6	75553	ADMIN	IN	G2	72148
		ADMIN	OUT	G2	72148
		CLIN	IN	G1	72148
		CLIN	IN	G1	DELTA
C 6	75554	ADMIN	IN	G2	72148
		ADMIN	OUT	G2	72148
		CLIN	IN	G1	72148
		CLIN	IN	G1	DELTA
C 6	75555	ADMIN	IN	G2	72148
		ADMIN	OUT	G2	72148
		CLIN	IN	G1	72148
		CLIN	IN	G1	DELTA
C 6	75600	ADMIN	OUT	G2	75625
C 6	75605	ADMIN	OUT	G2	75625
C 6	75630	ADMIN	OUT	G2	75625
C 6	75650	ADMIN	OUT	G2	75625
C 6	75658	ADMIN	OUT	G2	75625
C 6	75660	ADMIN	OUT	G2	75625
C 6	75662	ADMIN	OUT	G2	75625
C 6	75665	ADMIN	OUT	G2	75625
C 6	75671	ADMIN	OUT	G2	75625
C 6	75676	ADMIN	OUT	G2	75625
C 6	75680	ADMIN	OUT	G2	75625
C 6	75685	ADMIN	OUT	G2	75625
C 6	75705	ADMIN	OUT	G2	75625
C 6	75710	ADMIN	OUT	G2	75625
C 6	75716	ADMIN	OUT	G2	75625
C 6	75722	ADMIN	OUT	G2	75625
C 6	75724	ADMIN	OUT	G2	75625
C 6	75726	ADMIN	OUT	G2	75625
C 6	75731	ADMIN	OUT	G2	75625

CPEP 6: Radiology
Data Entry Log

CPEP	PROCCODE	CLINADM	SITE	TIMECAT	SERVREF
C 6	75733	ADMIN	OUT	G2	75625
C 6	75736	ADMIN	OUT	G2	75625
C 6	75741	ADMIN	OUT	G2	75625
C 6	75743	ADMIN	OUT	G2	75625
C 6	75746	ADMIN	OUT	G2	75625
C 6	75756	ADMIN	OUT	G2	75625
C 6	75774	ADMIN	OUT	G2	DELTA
C 6	75790	ADMIN	OUT	G2	75625
C 6	75801	ADMIN	IN	G2x	75625
		ADMIN	OUT	G2x	75625
		CLIN	IN	G1	DELTA
C 6	75803	ADMIN	IN	G2x	75625
		ADMIN	OUT	G2x	75625
		CLIN	IN	G1	DELTA
C 6	75805	ADMIN	IN	G2x	75625
		ADMIN	OUT	G2x	75625
		CLIN	IN	G1	DELTA
C 6	75807	ADMIN	IN	G2x	75625
		ADMIN	OUT	G2x	75625
		CLIN	IN	G1	DELTA
C 6	75810	ADMIN	OUT	G2	75625
C 6	75820	ADMIN	IN	G2x	75625
		ADMIN	OUT	G2x	75625
		CLIN	IN	G1	DELTA
C 6	75822	ADMIN	IN	G2x	75625
		ADMIN	OUT	G2x	75625
		CLIN	IN	G1	DELTA
C 6	75825	ADMIN	OUT	G2	75625
C 6	75827	ADMIN	OUT	G2	75625
C 6	75831	ADMIN	OUT	G2	75625
C 6	75833	ADMIN	OUT	G2	75625
C 6	75840	ADMIN	OUT	G2	75625
C 6	75842	ADMIN	OUT	G2	75625
C 6	75860	ADMIN	OUT	G2	75625
C 6	75870	ADMIN	OUT	G2	75625
C 6	75872	ADMIN	OUT	G2	75625
C 6	75880	ADMIN	OUT	G2	75625
C 6	75885	ADMIN	OUT	G2	75625
C 6	75887	ADMIN	OUT	G2	75625
C 6	75889	ADMIN	OUT	G2	75625
C 6	75891	ADMIN	OUT	G2	75625

Data Entry Log
 CPEP 9
 CPEP 10
 CPEP 11
 Data Entry Log
 CPEP 7
 Data Entry Log
 CPEP 8

CPEP 6: Radiology
Data Entry Log

CPEP	PROCCODE	CLINADM	SITE	TIMECAT	SERVREF
C 6	75893	ADMIN	OUT	G2	75625
C 6	75894	ADMIN	OUT	G2x	75625
C 6	75896	ADMIN	OUT	G2x	75625
C 6	75898	ADMIN	OUT	G2x	75625
C 6	75900	ADMIN	OUT	G2x	75625
C 6	75940	ADMIN	OUT	G2x	75625
C 6	75960	ADMIN	OUT	G2x	75625
C 6	75961	ADMIN ADMIN	OUT OUT	G2 G2x	DELTA 75625
C 6	75962	ADMIN	OUT	G2x	75625
C 6	75964	ADMIN	OUT	G2x	75625
C 6	75966	ADMIN	OUT	G2x	75625
C 6	75968	ADMIN	OUT	G2x	75625
C 6	75970	ADMIN	OUT	G2x	75625
C 6	75978	ADMIN	OUT	G2x	75625
C 6	75980	ADMIN ADMIN CLIN	OUT OUT OUT	G2 G2x G1	DELTA 75625 DELTA
C 6	75982	ADMIN	OUT	G2x	75625
C 6	75984	ADMIN ADMIN CLIN	IN OUT IN	G2x G2x G1	75625 75625 DELTA
C 6	75989	ADMIN ADMIN CLIN	IN OUT IN	G2 G2 G1	75625 75625 DELTA
C 6	75992	ADMIN	OUT	G2x	75625
C 6	75993	ADMIN	OUT	G2x	75625
C 6	75994	ADMIN	OUT	G2x	75625
C 6	75995	ADMIN	OUT	G2x	75625
C 6	75996	ADMIN	OUT	G2x	75625
C 6	76000	ADMIN ADMIN CLIN	IN OUT IN	G2 G2 G1	74280 74280 DELTA
C 6	76001	ADMIN ADMIN CLIN	IN OUT IN	G2 G2 G1	74280 74280 DELTA
C 6	76003	ADMIN ADMIN CLIN	IN OUT IN	G2 G2 G1	75625 75625 DELTA
C 6	76010	ADMIN ADMIN CLIN CLIN	IN OUT IN IN	G2 G2 G1 G1	71020 71020 71020 DELTA

CPEP 6: Radiology
Data Entry Log

CPEP	PROCCODE	CLINADM	SITE	TIMECAT	SERVREF
C 6	76020	ADMIN	IN	G2	71020
		ADMIN	OUT	G2	71020
		CLIN	IN	G1	71020
		CLIN	IN	G1	DELTA
C 6	76040	ADMIN	IN	G2	71020
		ADMIN	OUT	G2	71020
		CLIN	IN	G1	71020
		CLIN	IN	G1	DELTA
C 6	76061	ADMIN	IN	G2	71020
		ADMIN	OUT	G2	71020
		CLIN	IN	G1	71020
		CLIN	IN	G1	DELTA
C 6	76062	ADMIN	IN	G2	71020
		ADMIN	OUT	G2	71020
		CLIN	IN	G1	71020
		CLIN	IN	G1	DELTA
C 6	76065	ADMIN	IN	G2	71020
		ADMIN	OUT	G2	71020
		CLIN	IN	G1	71020
		CLIN	IN	G1	DELTA
C 6	76066	ADMIN	IN	G2	71020
		ADMIN	OUT	G2	71020
		CLIN	IN	G1	71020
		CLIN	IN	G1	DELTA
C 6	76070	ADMIN	IN	G2	70470
		ADMIN	OUT	G2	70470
		CLIN	IN	G1	70470
		CLIN	IN	G1	DELTA
C 6	76075	ADMIN	IN	G2x	74280
		ADMIN	OUT	G2x	74280
		CLIN	IN	G1	DELTA
C 6	76080	ADMIN	IN	G2x	75625
		ADMIN	OUT	G2x	75625
		CLIN	IN	G1	DELTA
C 6	76086	ADMIN	IN	G2x	75625
		ADMIN	OUT	G2x	75625
		CLIN	IN	G1	DELTA
C 6	76088	ADMIN	IN	G2x	75625
		ADMIN	OUT	G2x	75625
		CLIN	IN	G1	DELTA
C 6	76090	ADMIN	IN	G2	76091
		ADMIN	OUT	G2	76091
		CLIN	IN	G1	76091
		CLIN	IN	G1	DELTA
C 6	76093	ADMIN	IN	G2	72148
		ADMIN	OUT	G2	72148
		CLIN	IN	G1	72148
C 6	76094	ADMIN	IN	G2	72148
		ADMIN	OUT	G2	72148
		CLIN	IN	G1	72148
C 6	76095	ADMIN	OUT	G2x	76700
		CLIN	OUT	G1	DELTA
C 6	76096	ADMIN	IN	G2x	76700
		ADMIN	OUT	G2x	76700
		CLIN	IN	G1	DELTA

Data Entry Log
 CPEP 9
 CPEP 10
 CPEP 11
 Data Entry Log
 CPEP 7
 Data Entry Log
 CPEP 8

CPEP 6: Radiology
Data Entry Log

CPEP	PROCCODE	CLINADM	SITE	TIMECAT	SERVREF
C 6	76098	ADMIN	IN	G2x	76091
		ADMIN	OUT	G2x	76091
		CLIN	IN	G1	DELTA
		CLIN	IN	G1x	76091
C 6	76100	ADMIN	IN	G2	71020
		ADMIN	OUT	G2	71020
		CLIN	IN	G1	DELTA
C 6	76101	ADMIN	IN	G2	71020
		ADMIN	OUT	G2	71020
		CLIN	IN	G1	DELTA
C 6	76102	ADMIN	IN	G2	71020
		ADMIN	OUT	G2	71020
		CLIN	IN	G1	DELTA
C 6	76120	ADMIN	IN	G2	71020
		ADMIN	OUT	G2	71020
		CLIN	IN	G1	DELTA
C 6	76125	ADMIN	OUT	G2	71020
C 6	76150	ADMIN	IN	G2	71020
		ADMIN	OUT	G2	71020
		CLIN	IN	G1	DELTA
C 6	76350	ADMIN	OUT	G2	71020
C 6	76355	ADMIN	OUT	G2x	47000
C 6	76360	ADMIN	IN	G2x	76700
		ADMIN	OUT	G2x	76700
		CLIN	IN	G1	DELTA
C 6	76365	ADMIN	IN	G2x	76700
		ADMIN	OUT	G2x	76700
		CLIN	IN	G1	DELTA
C 6	76370	ADMIN	IN	G2	70470
		ADMIN	OUT	G2	70470
		CLIN	IN	G1	70470
		CLIN	IN	G1	DELTA
C 6	76375	ADMIN	IN	G2	70470
		ADMIN	OUT	G2	70470
		CLIN	IN	G1	DELTA
C 6	76380	ADMIN	IN	G2	70470
		ADMIN	OUT	G2	70470
		CLIN	IN	G1	70470
		CLIN	IN	G1	DELTA
C 6	76400	ADMIN	IN	G2	72148
		ADMIN	OUT	G2	72148
		CLIN	IN	G1	72148
C 6	76506	ADMIN	IN	G2	76700
		ADMIN	OUT	G2	76700
		CLIN	IN	G1	76700
		CLIN	IN	G1	DELTA
C 6	76536	ADMIN	IN	G2	76700
		ADMIN	OUT	G2	76700
		CLIN	IN	G1	76700
		CLIN	IN	G1	DELTA

CPEP 6: Radiology
Data Entry Log

CPEP	PROCCODE	CLINADM	SITE	TIMECAT	SERVREF
C 6	76604	ADMIN	IN	G2	76700
		ADMIN	OUT	G2	76700
		CLIN	IN	G1	76700
		CLIN	IN	G1	DELTA
C 6	76645	ADMIN	IN	G2	76700
		ADMIN	OUT	G2	76700
		CLIN	IN	G1	76700
		CLIN	IN	G1	DELTA
C 6	76705	ADMIN	IN	G2	76700
		ADMIN	OUT	G2	76700
		CLIN	IN	G1	76700
		CLIN	IN	G1	DELTA
C 6	76770	ADMIN	IN	G2	76700
		ADMIN	OUT	G2	76700
		CLIN	IN	G1	76700
		CLIN	IN	G1	DELTA
C 6	76775	ADMIN	IN	G2	76700
		ADMIN	OUT	G2	76700
		CLIN	IN	G1	76700
		CLIN	IN	G1	DELTA
C 6	76778	ADMIN	IN	G2	76700
		ADMIN	OUT	G2	76700
		CLIN	IN	G1	76700
C 6	76800	ADMIN	IN	G2	76700
		ADMIN	OUT	G2	76700
		CLIN	IN	G1	76700
		CLIN	IN	G1	DELTA
C 6	76810	ADMIN	IN	G2	76805
		ADMIN	OUT	G2	76805
		CLIN	IN	G1	76805
		CLIN	IN	G1	DELTA
C 6	76815	ADMIN	IN	G2	76805
		ADMIN	OUT	G2	76805
		CLIN	IN	G1	76805
		CLIN	IN	G1	DELTA
C 6	76816	ADMIN	IN	G2	76805
		ADMIN	OUT	G2	76805
		CLIN	IN	G1	76805
		CLIN	IN	G1	DELTA
C 6	76818	ADMIN	IN	G2	76805
		ADMIN	OUT	G2	76805
		CLIN	IN	G1	76805
		CLIN	IN	G1	DELTA
C 6	76830	ADMIN	IN	G2	76700
		ADMIN	OUT	G2	76700
		CLIN	IN	G1	76700
		CLIN	IN	G1	DELTA
C 6	76856	ADMIN	IN	G2	76700
		ADMIN	OUT	G2	76700
		CLIN	IN	G1	76700
C 6	76857	ADMIN	IN	G2	76700
		ADMIN	OUT	G2	76700
		CLIN	IN	G1	76700
		CLIN	IN	G1	DELTA

Data Entry Log
 CPEP 9
 CPEP 10
 CPEP 11
 Data Entry Log
 CPEP 7
 Data Entry Log
 CPEP 8

CPEP 6: Radiology
Data Entry Log

CPEP	PROCCODE	CLINADM	SITE	TIMECAT	SERVREF
C 6	76870	ADMIN	IN	G2	76700
		ADMIN	OUT	G2	76700
		CLIN	IN	G1	76700
		CLIN	IN	G1	DELTA
C 6	76872	ADMIN	IN	G2	76700
		ADMIN	OUT	G2	76700
		CLIN	IN	G1	76700
		CLIN	IN	G1	DELTA
C 6	76880	ADMIN	IN	G2	76700
		ADMIN	OUT	G2	76700
		CLIN	IN	G1	76700
		CLIN	IN	G1	DELTA
C 6	76936	ADMIN	IN	G2	76700
		ADMIN	OUT	G2	76700
		CLIN	IN	G1	76700
		CLIN	IN	G1	DELTA
C 6	76938	ADMIN	IN	G2	76700
		ADMIN	OUT	G2	76700
		CLIN	IN	G1	76700
		CLIN	IN	G1	DELTA
C 6	76942	ADMIN	IN	G2	76700
		ADMIN	OUT	G2	76700
		CLIN	IN	G1	76700
		CLIN	IN	G1	DELTA
C 6	76950	ADMIN	IN	G2	76700
		ADMIN	OUT	G2	76700
		CLIN	IN	G1	76700
		CLIN	IN	G1	DELTA
C 6	76960	ADMIN	IN	G2	76700
		ADMIN	OUT	G2	76700
		CLIN	IN	G1	76700
		CLIN	IN	G1	DELTA
C 6	76970	ADMIN	IN	G2	76700
		ADMIN	OUT	G2	76700
		CLIN	IN	G1	76700
C 6	76975	ADMIN	IN	G2	DELTA
		ADMIN	IN	G2x	75625
		ADMIN	OUT	G2	DELTA
		ADMIN	OUT	G2x	75625
		CLIN	IN	G1	DELTA
C 6	76986	ADMIN	IN	G2	76700
		ADMIN	OUT	G2	76700
		CLIN	IN	G1	76700
		CLIN	IN	G1	DELTA
C 6	77261	ADMIN	IN	G2	DELTA
		ADMIN	OUT	G2	DELTA
		CLIN	IN	G1	DELTA
C 6	77262	ADMIN	IN	G2	DELTA
		ADMIN	OUT	G2	DELTA
		CLIN	IN	G1	DELTA
C 6	77263	ADMIN	IN	G2	DELTA
		ADMIN	OUT	G2	DELTA
		CLIN	IN	G1	DELTA

CPEP 6: Radiology
Data Entry Log

CPEP	PROCCODE	CLINADM	SITE	TIMECAT	SERVREF
C 6	77280	ADMIN	IN	G2	77290
		ADMIN	IN	G2	DELTA
		ADMIN	OUT	G2	77290
		ADMIN	OUT	G2	DELTA
		CLIN	IN	G1	77290
		CLIN	IN	G1	DELTA
C 6	77285	ADMIN	IN	G2	77290
		ADMIN	IN	G2	DELTA
		ADMIN	OUT	G2	77290
		ADMIN	OUT	G2	DELTA
		CLIN	IN	G1	77290
		CLIN	IN	G1	DELTA
C 6	77295	ADMIN	IN	G2	77290
		ADMIN	OUT	G2	77290
		CLIN	IN	G1	77290
		CLIN	IN	G1	DELTA
C 6	77300	ADMIN	IN	G2	DELTA
		ADMIN	OUT	G2	DELTA
		CLIN	IN	G1	DELTA
C 6	77305	ADMIN	IN	G2	DELTA
		ADMIN	OUT	G2	DELTA
		CLIN	IN	G1	DELTA
C 6	77310	ADMIN	IN	G2	DELTA
		ADMIN	OUT	G2	DELTA
		CLIN	IN	G1	DELTA
C 6	77315	ADMIN	IN	G2	DELTA
		ADMIN	OUT	G2	DELTA
		CLIN	IN	G1	DELTA
C 6	77321	ADMIN	IN	G2	DELTA
		ADMIN	OUT	G2	DELTA
		CLIN	IN	G1	DELTA
C 6	77326	ADMIN	IN	G2	DELTA
		ADMIN	OUT	G2	DELTA
		CLIN	IN	G1	DELTA
C 6	77327	ADMIN	IN	G2	DELTA
		ADMIN	OUT	G2	DELTA
		CLIN	IN	G1	DELTA
C 6	77328	ADMIN	IN	G2	DELTA
		ADMIN	OUT	G2	DELTA
		CLIN	IN	G1	DELTA
C 6	77331	ADMIN	IN	G2	DELTA
		ADMIN	OUT	G2	DELTA
		CLIN	IN	G1	DELTA
C 6	77332	ADMIN	IN	G2	DELTA
		ADMIN	OUT	G2	DELTA
		CLIN	IN	G1	DELTA
C 6	77333	ADMIN	IN	G2	DELTA
		ADMIN	OUT	G2	DELTA
		CLIN	IN	G1	DELTA
C 6	77334	ADMIN	IN	G2	DELTA
		ADMIN	OUT	G2	DELTA
		CLIN	IN	G1	DELTA
C 6	77336	ADMIN	IN	G2	DELTA
		ADMIN	OUT	G2	DELTA
		CLIN	IN	G1	DELTA

Data Entry Log
 CPEP 9
 CPEP 10
 CPEP 11
 CPEP 7
 CPEP 8

CPEP 6: Radiology
Data Entry Log

CPEP	PROCCODE	CLINADM	SITE	TIMECAT	SERVREF
C 6	77370	ADMIN	IN	G2	DELTA
		ADMIN	OUT	G2	DELTA
		CLIN	IN	G1	DELTA
C 6	77401	ADMIN	IN	G2	77413
		ADMIN	OUT	G2	DELTA
		CLIN	IN	G1	77413
C 6	77402	ADMIN	IN	G2	77413
		ADMIN	OUT	G2	DELTA
		CLIN	IN	G1	77413
C 6	77403	ADMIN	IN	G2	77413
		ADMIN	OUT	G2	DELTA
		CLIN	IN	G1	77413
C 6	77404	ADMIN	IN	G2	77413
		ADMIN	OUT	G2	DELTA
		CLIN	IN	G1	77413
C 6	77406	ADMIN	IN	G2	77413
		ADMIN	OUT	G2	DELTA
		CLIN	IN	G1	77413
C 6	77407	ADMIN	IN	G2	77413
		ADMIN	OUT	G2	DELTA
		CLIN	IN	G1	77413
C 6	77408	ADMIN	IN	G2	77413
		ADMIN	OUT	G2	DELTA
		CLIN	IN	G1	77413
C 6	77409	ADMIN	IN	G2	77413
		ADMIN	OUT	G2	DELTA
		CLIN	IN	G1	77413
C 6	77411	ADMIN	IN	G2	77413
		ADMIN	OUT	G2	DELTA
		CLIN	IN	G1	77413
C 6	77412	ADMIN	IN	G2	77413
		ADMIN	OUT	G2	DELTA
		CLIN	IN	G1	77413
C 6	77414	ADMIN	IN	G2	77413
		ADMIN	OUT	G2	DELTA
		CLIN	IN	G1	77413
C 6	77416	ADMIN	IN	G2	77413
		ADMIN	OUT	G2	DELTA
		CLIN	IN	G1	77413
C 6	77417	ADMIN	IN	G2	77413
		ADMIN	OUT	G2	DELTA
		CLIN	IN	G1	DELTA

CPEP 6: Radiology
Data Entry Log

CPEP	PROCCODE	CLINADM	SITE	TIMECAT	SERVREF
C 6	77419	ADMIN	IN	G2	77430
		ADMIN	IN	G2	DELTA
		ADMIN	OUT	G2	77430
		ADMIN	OUT	G2	DELTA
		CLIN	IN	G1	77430
		CLIN	IN	G1	DELTA
		CLIN	OUT	G1	DELTA
C 6	77420	ADMIN	IN	G2	77430
		ADMIN	IN	G2	DELTA
		ADMIN	OUT	G2	77430
		ADMIN	OUT	G2	DELTA
		CLIN	IN	G1	77430
		CLIN	IN	G1	DELTA
		CLIN	OUT	G1	DELTA
C 6	77425	ADMIN	IN	G2	77430
		ADMIN	IN	G2	DELTA
		ADMIN	OUT	G2	77430
		ADMIN	OUT	G2	DELTA
		CLIN	IN	G1	77430
		CLIN	IN	G1	DELTA
		CLIN	OUT	G1	DELTA
C 6	77431	ADMIN	IN	G2	77430
		ADMIN	IN	G2	DELTA
		ADMIN	OUT	G2	77430
		ADMIN	OUT	G2	DELTA
		CLIN	IN	G1	77430
		CLIN	IN	G1	DELTA
		CLIN	OUT	G1	DELTA
C 6	77432	ADMIN	IN	G2	77430
		ADMIN	IN	G2	DELTA
		ADMIN	OUT	G2	77430
		ADMIN	OUT	G2	DELTA
		CLIN	IN	G1	77430
		CLIN	IN	G1	DELTA
		CLIN	OUT	G1	DELTA
C 6	77470	ADMIN	IN	G2	77430
		ADMIN	IN	G2	DELTA
		ADMIN	OUT	G2	77430
		ADMIN	OUT	G2	DELTA
		CLIN	IN	G1	77430
		CLIN	IN	G1	DELTA
C 6	77600	ADMIN	IN	G2	DELTA
		ADMIN	OUT	G2	DELTA
		CLIN	IN	G1	DELTA
C 6	77605	ADMIN	IN	G2	DELTA
		ADMIN	OUT	G2	DELTA
		CLIN	IN	G1	DELTA
C 6	77610	ADMIN	OUT	G2	DELTA
C 6	77615	ADMIN	OUT	G2	DELTA
C 6	77620	ADMIN	IN	G2	DELTA
		ADMIN	OUT	G2	DELTA
		CLIN	IN	G1	DELTA
C 6	77750	ADMIN	IN	G2	79000
		ADMIN	IN	G2x	DELTA
		ADMIN	OUT	G2	79000
		ADMIN	OUT	G2x	DELTA
		CLIN	IN	G1	79000
		CLIN	IN	G1x	DELTA
		CLIN	OUT	G1x	DELTA

Data Entry Log
 CPEP 9
 CPEP 10
 CPEP 11
 Data Entry Log
 CPEP 7
 Data Entry Log
 CPEP 8

CPEP 6: Radiology
Data Entry Log

CPEP	PROCCODE	CLINADM	SITE	TIMECAT	SERVREF
C 6	77761	ADMIN	IN	G2	DELTA
		ADMIN	IN	G2x	DELTA
		ADMIN	OUT	G2	DELTA
		ADMIN	OUT	G2x	DELTA
		CLIN	IN	G1	DELTA
		CLIN	IN	G1x	DELTA
		CLIN	OUT	G1x	DELTA
C 6	77762	ADMIN	IN	G2	DELTA
		ADMIN	IN	G2x	DELTA
		ADMIN	OUT	G2	DELTA
		ADMIN	OUT	G2x	DELTA
		CLIN	IN	G1	DELTA
		CLIN	IN	G1x	DELTA
		CLIN	OUT	G1x	DELTA
C 6	77763	ADMIN	IN	G2	DELTA
		ADMIN	IN	G2x	DELTA
		ADMIN	OUT	G2	DELTA
		ADMIN	OUT	G2x	DELTA
		CLIN	IN	G1	DELTA
		CLIN	IN	G1x	DELTA
		CLIN	OUT	G1x	DELTA
C 6	77776	ADMIN	IN	G2	DELTA
		ADMIN	OUT	G2	DELTA
		CLIN	IN	G1	DELTA
		CLIN	OUT	G1	DELTA
C 6	77777	ADMIN	IN	G2	DELTA
		ADMIN	IN	G2x	DELTA
		ADMIN	OUT	G2	DELTA
		ADMIN	OUT	G2x	DELTA
		CLIN	IN	G1	DELTA
		CLIN	IN	G1x	DELTA
		CLIN	OUT	G1x	DELTA
C 6	77778	ADMIN	IN	G2	DELTA
		ADMIN	IN	G2x	DELTA
		ADMIN	OUT	G2	DELTA
		ADMIN	OUT	G2x	DELTA
		CLIN	IN	G1	DELTA
		CLIN	IN	G1x	DELTA
		CLIN	OUT	G1x	DELTA
C 6	77781	ADMIN	IN	G2	DELTA
		ADMIN	IN	G2x	DELTA
		ADMIN	OUT	G2	DELTA
		ADMIN	OUT	G2x	DELTA
		CLIN	IN	G1	DELTA
		CLIN	IN	G1x	DELTA
		CLIN	OUT	G1x	DELTA
C 6	77782	ADMIN	IN	G2	DELTA
		ADMIN	IN	G2x	DELTA
		ADMIN	OUT	G2	DELTA
		ADMIN	OUT	G2x	DELTA
		CLIN	IN	G1	DELTA
		CLIN	IN	G1x	DELTA
		CLIN	OUT	G1x	DELTA
C 6	77783	ADMIN	IN	G2	DELTA
		ADMIN	IN	G2x	DELTA
		ADMIN	OUT	G2	DELTA
		ADMIN	OUT	G2x	DELTA
		CLIN	IN	G1	DELTA
		CLIN	IN	G1x	DELTA
		CLIN	OUT	G1x	DELTA

CPEP 6: Radiology
Data Entry Log

CPEP	PROCCODE	CLINADM	SITE	TIMECAT	SERVREF
C 6	77784	ADMIN	IN	G2	DELTA
		ADMIN	IN	G2x	DELTA
		ADMIN	OUT	G2	DELTA
		ADMIN	OUT	G2x	DELTA
		CLIN	IN	G1	DELTA
		CLIN	IN	G1x	DELTA
C 6	77789	ADMIN	IN	G2	DELTA
		ADMIN	IN	G2x	DELTA
		ADMIN	OUT	G2	DELTA
		ADMIN	OUT	G2x	DELTA
		CLIN	IN	G1	DELTA
		CLIN	IN	G1x	DELTA
C 6	77790	ADMIN	IN	G2	DELTA
		ADMIN	OUT	G2	DELTA
		CLIN	IN	G1	DELTA
C 6	78000	ADMIN	IN	G2	78215
		ADMIN	OUT	G2	78215
		CLIN	IN	G1	78215
		CLIN	IN	G1	DELTA
C 6	78001	ADMIN	IN	G2	78215
		ADMIN	OUT	G2	78215
		CLIN	IN	G1	78215
		CLIN	IN	G1	DELTA
C 6	78003	ADMIN	IN	G2	78215
		ADMIN	OUT	G2	78215
		CLIN	IN	G1	78215
C 6	78006	ADMIN	IN	G2	78215
		ADMIN	OUT	G2	78215
		CLIN	IN	G1	78215
C 6	78007	ADMIN	IN	G2	78215
		ADMIN	OUT	G2	78215
		CLIN	IN	G1	78215
		CLIN	IN	G1	DELTA
C 6	78010	ADMIN	IN	G2	78215
		ADMIN	OUT	G2	78215
		CLIN	IN	G1	78215
C 6	78011	ADMIN	IN	G2	78215
		ADMIN	OUT	G2	78215
		CLIN	IN	G1	78215
C 6	78015	ADMIN	IN	G2	78596
		ADMIN	OUT	G2	78596
		CLIN	IN	G1	78596
C 6	78016	ADMIN	IN	G2	78596
		ADMIN	OUT	G2	78596
		CLIN	IN	G1	78596
		CLIN	IN	G1	DELTA
C 6	78017	ADMIN	IN	G2	78596
		ADMIN	OUT	G2	78596
		CLIN	IN	G1	78596
C 6	78018	ADMIN	IN	G2	78596
		ADMIN	OUT	G2	78596
		CLIN	IN	G1	78596
		CLIN	IN	G1	DELTA

Data Entry Log
 CPEP 9
 CPEP 10
 CPEP 11
 Data Entry Log
 CPEP 7
 Data Entry Log
 CPEP 8

CPEP 6: Radiology
Data Entry Log

CPEP	PROCCODE	CLINADM	SITE	TIMECAT	SERVREF
C 6	78070	ADMIN	IN	G2	78596
		ADMIN	OUT	G2	78596
		CLIN	IN	G1	78596
C 6	78075	ADMIN	IN	G2	78306
		ADMIN	OUT	G2	78306
		CLIN	IN	G1	78306
		CLIN	IN	G1	DELTA
C 6	78102	ADMIN	IN	G2	78215
		ADMIN	OUT	G2	78215
		CLIN	IN	G1	78215
C 6	78103	ADMIN	IN	G2	78215
		ADMIN	OUT	G2	78215
		CLIN	IN	G1	78215
C 6	78104	ADMIN	IN	G2	78306
		ADMIN	OUT	G2	78306
		CLIN	IN	G1	78306
C 6	78110	ADMIN	IN	G2	DELTA
		ADMIN	OUT	G2	DELTA
		CLIN	IN	G1	79000
		CLIN	IN	G1	DELTA
C 6	78111	ADMIN	IN	G2	DELTA
		ADMIN	OUT	G2	DELTA
		CLIN	IN	G1	79000
		CLIN	IN	G1	DELTA
C 6	78120	ADMIN	IN	G2	DELTA
		ADMIN	OUT	G2	DELTA
		CLIN	IN	G1	79000
		CLIN	IN	G1	DELTA
C 6	78121	ADMIN	IN	G2	DELTA
		ADMIN	OUT	G2	DELTA
		CLIN	IN	G1	79000
		CLIN	IN	G1	DELTA
C 6	78122	ADMIN	IN	G2	DELTA
		ADMIN	OUT	G2	DELTA
		CLIN	IN	G1	79000
		CLIN	IN	G1	DELTA
C 6	78130	ADMIN	IN	G2	DELTA
		ADMIN	OUT	G2	DELTA
		CLIN	IN	G1	79000
		CLIN	IN	G1	DELTA
C 6	78135	ADMIN	IN	G2	78596
		ADMIN	OUT	G2	78596
		CLIN	IN	G1	78596
		CLIN	IN	G1	DELTA
C 6	78140	ADMIN	IN	G2	78596
		ADMIN	OUT	G2	78596
		CLIN	IN	G1	78596
		CLIN	IN	G1	DELTA
C 6	78160	ADMIN	IN	G2	DELTA
		ADMIN	OUT	G2	DELTA
		CLIN	IN	G1	79000
		CLIN	IN	G1	DELTA
C 6	78162	ADMIN	IN	G2	DELTA
		ADMIN	OUT	G2	DELTA
		CLIN	IN	G1	79000
		CLIN	IN	G1	DELTA

CPEP 6: Radiology
Data Entry Log

CPEP	PROCCODE	CLINADM	SITE	TIMECAT	SERVREF
C 6	78170	ADMIN	IN	G2	DELTA
		ADMIN	OUT	G2	DELTA
		CLIN	IN	G1	79000
		CLIN	IN	G1	DELTA
C 6	78172	ADMIN	IN	G2	DELTA
		ADMIN	OUT	G2	DELTA
		CLIN	IN	G1	79000
		CLIN	IN	G1	DELTA
C 6	78185	ADMIN	IN	G2	78215
		ADMIN	OUT	G2	78215
		CLIN	IN	G1	78215
C 6	78190	ADMIN	IN	G2	78596
		ADMIN	OUT	G2	78596
		CLIN	IN	G1	78596
		CLIN	IN	G1	DELTA
C 6	78191	ADMIN	IN	G2	DELTA
		ADMIN	OUT	G2	DELTA
		CLIN	IN	G1	79000
		CLIN	IN	G1	DELTA
C 6	78195	ADMIN	IN	G2	78306
		ADMIN	OUT	G2	78306
		CLIN	IN	G1	78306
		CLIN	IN	G1	DELTA
C 6	78201	ADMIN	IN	G2	78215
		ADMIN	OUT	G2	78215
		CLIN	IN	G1	78215
C 6	78202	ADMIN	IN	G2	78215
		ADMIN	OUT	G2	78215
		CLIN	IN	G1	78215
C 6	78205	ADMIN	IN	G2	78465
		ADMIN	OUT	G2	78465
		CLIN	IN	G1	78465
		CLIN	IN	G1	DELTA
C 6	78216	ADMIN	IN	G2	78215
		ADMIN	OUT	G2	78215
		CLIN	IN	G1	78215
C 6	78220	ADMIN	IN	G2	78306
		ADMIN	OUT	G2	78306
		CLIN	IN	G1	78306
C 6	78223	ADMIN	IN	G2	78306
		ADMIN	OUT	G2	78306
		CLIN	IN	G1	78306
		CLIN	IN	G1	DELTA
C 6	78230	ADMIN	IN	G2	78215
		ADMIN	OUT	G2	78215
		CLIN	IN	G1	78215
C 6	78231	ADMIN	IN	G2	78215
		ADMIN	OUT	G2	78215
		CLIN	IN	G1	78215
C 6	78232	ADMIN	IN	G2	78215
		ADMIN	OUT	G2	78215
		CLIN	IN	G1	78215
C 6	78258	ADMIN	IN	G2	78306
		ADMIN	OUT	G2	78306
		CLIN	IN	G1	78306

Data Entry Log
CPEP 9

CPEP 10

CPEP 11

CPEP 7

CPEP 8

CPEP 6: Radiology
Data Entry Log

CPEP	PROCCODE	CLINADM	SITE	TIMECAT	SERVREF
C 6	78261	ADMIN	IN	G2	78215
		ADMIN	OUT	G2	78215
		CLIN	IN	G1	78215
C 6	78262	ADMIN	IN	G2	78306
		ADMIN	OUT	G2	78306
		CLIN	IN	G1	78306
C 6	78264	ADMIN	IN	G2	78596
		ADMIN	OUT	G2	78596
		CLIN	IN	G1	78596
C 6	78270	ADMIN	IN	G2	DELTA
		ADMIN	OUT	G2	DELTA
		CLIN	IN	G1	79000
		CLIN	IN	G1	DELTA
C 6	78271	ADMIN	IN	G2	DELTA
		ADMIN	OUT	G2	DELTA
		CLIN	IN	G1	79000
		CLIN	IN	G1	DELTA
C 6	78272	ADMIN	IN	G2	DELTA
		ADMIN	OUT	G2	DELTA
		CLIN	IN	G1	79000
		CLIN	IN	G1	DELTA
C 6	78278	ADMIN	IN	G2	78306
		ADMIN	OUT	G2	78306
		CLIN	IN	G1	78306
		CLIN	IN	G1	DELTA
C 6	78282	ADMIN	IN	G2	DELTA
		ADMIN	OUT	G2	DELTA
		CLIN	IN	G1	79000
		CLIN	IN	G1	DELTA
C 6	78290	ADMIN	IN	G2	78215
		ADMIN	OUT	G2	78215
		CLIN	IN	G1	78215
		CLIN	IN	G1	DELTA
C 6	78291	ADMIN	IN	G2	78306
		ADMIN	OUT	G2	78306
		CLIN	IN	G1	78306
C 6	78300	ADMIN	IN	G2	78215
		ADMIN	OUT	G2	78215
		CLIN	IN	G1	78215
C 6	78305	ADMIN	IN	G2	78215
		ADMIN	OUT	G2	78215
		CLIN	IN	G1	78215
		CLIN	IN	G1	DELTA
C 6	78315	ADMIN	IN	G2	78306
		ADMIN	OUT	G2	78306
		CLIN	IN	G1	78306
		CLIN	IN	G1	DELTA
C 6	78320	ADMIN	IN	G2	78465
		ADMIN	OUT	G2	78465
		CLIN	IN	G1	78465
		CLIN	IN	G1	DELTA
C 6	78350	ADMIN	IN	G2	78215
		ADMIN	OUT	G2	78215
		CLIN	IN	G1	78215

CPEP 6: Radiology
Data Entry Log

CPEP	PROCCODE	CLINADM	SITE	TIMECAT	SERVREF
C 6	78351	ADMIN	IN	G2	78215
		ADMIN	OUT	G2	78215
		CLIN	IN	G1	78215
C 6	78414	ADMIN	IN	G2	78465
		ADMIN	OUT	G2	78465
		CLIN	IN	G1	78465
C 6	78428	ADMIN	IN	G2	78465
		ADMIN	OUT	G2	78465
		CLIN	IN	G1	78465
		CLIN	IN	G1	DELTA
C 6	78445	ADMIN	IN	G2	78215
		ADMIN	OUT	G2	78215
		CLIN	IN	G1	78215
		CLIN	IN	G1	DELTA
C 6	78455	ADMIN	IN	G2	78215
		ADMIN	OUT	G2	78215
		CLIN	IN	G1	78215
		CLIN	IN	G1	DELTA
C 6	78457	ADMIN	IN	G2	78306
		ADMIN	OUT	G2	78306
		CLIN	IN	G1	78306
		CLIN	IN	G1	DELTA
C 6	78458	ADMIN	IN	G2	78306
		ADMIN	OUT	G2	78306
		CLIN	IN	G1	78306
		CLIN	IN	G1	DELTA
C 6	78460	ADMIN	IN	G2	78465
		ADMIN	OUT	G2	78465
		CLIN	IN	G1	78465
		CLIN	IN	G1	DELTA
C 6	78461	ADMIN	IN	G2	78465
		ADMIN	OUT	G2	78465
		CLIN	IN	G1	78465
C 6	78464	ADMIN	IN	G2	78465
		ADMIN	OUT	G2	78465
		CLIN	IN	G1	78465
		CLIN	IN	G1	DELTA
C 6	78466	ADMIN	IN	G2	78465
		ADMIN	OUT	G2	78465
		CLIN	IN	G1	78465
		CLIN	IN	G1	DELTA
C 6	78468	ADMIN	IN	G2	78465
		ADMIN	OUT	G2	78465
		CLIN	IN	G1	78465
		CLIN	IN	G1	DELTA
C 6	78469	ADMIN	IN	G2	78465
		ADMIN	OUT	G2	78465
		CLIN	IN	G1	78465
		CLIN	IN	G1	DELTA
C 6	78472	ADMIN	IN	G2	78465
		ADMIN	OUT	G2	78465
		CLIN	IN	G1	78465
		CLIN	IN	G1	DELTA
C 6	78473	ADMIN	IN	G2	78465
		ADMIN	OUT	G2	78465
		CLIN	IN	G1	78465

Data Entry Log
 CPEP 9
 CPEP 10
 CPEP 11
 Data Entry Log
 CPEP 7
 Data Entry Log
 CPEP 8

CPEP 6: Radiology
Data Entry Log

CPEP	PROCCODE	CLINADM	SITE	TIMECAT	SERVREF
C 6	78478	CLIN	IN	G1	DELTA
C 6	78480	CLIN	IN	G1	DELTA
C 6	78481	ADMIN	IN	G2	78465
		ADMIN	OUT	G2	78465
		CLIN	IN	G1	78465
		CLIN	IN	G1	DELTA
C 6	78483	ADMIN	IN	G2	78465
		ADMIN	OUT	G2	78465
		CLIN	IN	G1	78465
		CLIN	IN	G1	DELTA
C 6	78580	ADMIN	IN	G2	78215
		ADMIN	OUT	G2	78215
		CLIN	IN	G1	78215
C 6	78584	ADMIN	IN	G2	78596
		ADMIN	OUT	G2	78596
		CLIN	IN	G1	78596
		CLIN	IN	G1	DELTA
C 6	78585	ADMIN	IN	G2	78596
		ADMIN	OUT	G2	78596
		CLIN	IN	G1	78596
		CLIN	IN	G1	DELTA
C 6	78586	ADMIN	IN	G2	78215
		ADMIN	OUT	G2	78215
		CLIN	IN	G1	78215
		CLIN	IN	G1	DELTA
C 6	78587	ADMIN	IN	G2	78215
		ADMIN	OUT	G2	78215
		CLIN	IN	G1	78215
C 6	78591	ADMIN	IN	G2	78596
		ADMIN	OUT	G2	78596
		CLIN	IN	G1	78596
		CLIN	IN	G1	DELTA
C 6	78593	ADMIN	IN	G2	78596
		ADMIN	OUT	G2	78596
		CLIN	IN	G1	78596
		CLIN	IN	G1	DELTA
C 6	78594	ADMIN	IN	G2	78596
		ADMIN	OUT	G2	78596
		CLIN	IN	G1	78596
		CLIN	IN	G1	DELTA
C 6	78600	ADMIN	IN	G2	78215
		ADMIN	OUT	G2	78215
		CLIN	IN	G1	78215
C 6	78601	ADMIN	IN	G2	78215
		ADMIN	OUT	G2	78215
		CLIN	IN	G1	78215
C 6	78605	ADMIN	IN	G2	78215
		ADMIN	OUT	G2	78215
		CLIN	IN	G1	78215
C 6	78606	ADMIN	IN	G2	78215
		ADMIN	OUT	G2	78215
		CLIN	IN	G1	78215

CPEP 6: Radiology
Data Entry Log

CPEP	PROCCODE	CLINADM	SITE	TIMECAT	SERVREF
C 6	78607	ADMIN	IN	G2	78465
		ADMIN	OUT	G2	78465
		CLIN	IN	G1	78465
		CLIN	IN	G1	DELTA
C 6	78610	ADMIN	IN	G2	78215
		ADMIN	OUT	G2	78215
		CLIN	IN	G1	78215
		CLIN	IN	G1	DELTA
C 6	78615	ADMIN	IN	G2	78306
		ADMIN	OUT	G2	78306
		CLIN	IN	G1	78306
C 6	78630	ADMIN	IN	G2	78306
		ADMIN	OUT	G2	78306
		CLIN	IN	G1	78306
		CLIN	IN	G1	DELTA
C 6	78635	ADMIN	IN	G2	78306
		ADMIN	OUT	G2	78306
		CLIN	IN	G1	78306
		CLIN	IN	G1	DELTA
C 6	78645	ADMIN	IN	G2	78306
		ADMIN	OUT	G2	78306
		CLIN	IN	G1	78306
C 6	78647	ADMIN	IN	G2	78465
		ADMIN	OUT	G2	78465
		CLIN	IN	G1	78465
		CLIN	IN	G1	DELTA
C 6	78650	ADMIN	IN	G2	78306
		ADMIN	OUT	G2	78306
		CLIN	IN	G1	78306
C 6	78660	ADMIN	IN	G2	78215
		ADMIN	OUT	G2	78215
		CLIN	IN	G1	78215
C 6	78700	ADMIN	IN	G2	78215
		ADMIN	OUT	G2	78215
		CLIN	IN	G1	78215
C 6	78701	ADMIN	IN	G2	78215
		ADMIN	OUT	G2	78215
		CLIN	IN	G1	78215
C 6	78704	ADMIN	IN	G2	78596
		ADMIN	OUT	G2	78596
		CLIN	IN	G1	78596
C 6	78707	ADMIN	IN	G2	78596
		ADMIN	OUT	G2	78596
		CLIN	IN	G1	78596
C 6	78710	ADMIN	IN	G2	78465
		ADMIN	OUT	G2	78465
		CLIN	IN	G1	78465
		CLIN	IN	G1	DELTA
C 6	78715	ADMIN	IN	G2	78215
		ADMIN	OUT	G2	78215
		CLIN	IN	G1	78215
		CLIN	IN	G1	DELTA
C 6	78725	ADMIN	IN	G2	78215
		ADMIN	OUT	G2	78215
		CLIN	IN	G1	78215

Data Entry Log
CPEP 9

CPEP 10

CPEP 11

Data Entry Log
CPEP 7

Data Entry Log
CPEP 8

CPEP 6: Radiology
Data Entry Log

CPEP	PROCCODE	CLINADM	SITE	TIMECAT	SERVREF
C 6	78726	ADMIN	IN	G2	78215
		ADMIN	OUT	G2	78215
		CLIN	IN	G1	78215
C 6	78727	ADMIN	IN	G2	78596
		ADMIN	OUT	G2	78596
		CLIN	IN	G1	78596
C 6	78730	ADMIN	IN	G2	78215
		ADMIN	OUT	G2	78215
		CLIN	IN	G1	78215
C 6	78740	ADMIN	IN	G2	78306
		ADMIN	OUT	G2	78306
		CLIN	IN	G1	78306
C 6	78760	ADMIN	IN	G2	78215
		ADMIN	OUT	G2	78215
		CLIN	IN	G1	78215
C 6	78761	ADMIN	IN	G2	78215
		ADMIN	OUT	G2	78215
		CLIN	IN	G1	78215
C 6	78800	ADMIN	IN	G2	78306
		ADMIN	OUT	G2	78306
		CLIN	IN	G1	78306
C 6	78801	ADMIN	IN	G2	78306
		ADMIN	OUT	G2	78306
		CLIN	IN	G1	78306
		CLIN	IN	G1	DELTA
C 6	78802	ADMIN	IN	G2	78306
		ADMIN	OUT	G2	78306
		CLIN	IN	G1	78306
		CLIN	IN	G1	DELTA
C 6	78803	ADMIN	IN	G2	78465
		ADMIN	OUT	G2	78465
		CLIN	IN	G1	78465
		CLIN	IN	G1	DELTA
C 6	78805	ADMIN	IN	G2	78306
		ADMIN	OUT	G2	78306
		CLIN	IN	G1	78306
C 6	78806	ADMIN	IN	G2	78306
		ADMIN	OUT	G2	78306
		CLIN	IN	G1	78306
C 6	78807	ADMIN	IN	G2	78465
		ADMIN	OUT	G2	78465
		CLIN	IN	G1	78465
		CLIN	IN	G1	DELTA
C 6	78890	CLIN	IN	G1	79000
		CLIN	IN	G1	DELTA
C 6	78891	CLIN	IN	G1	79000
		CLIN	IN	G1	DELTA
C 6	79001	ADMIN	IN	G2	79000
		ADMIN	OUT	G2	79000
		CLIN	IN	G1	79000
C 6	79020	ADMIN	IN	G2	79000
		ADMIN	OUT	G2	79000
		CLIN	IN	G1	79000

CPEP 6: Radiology
Data Entry Log

CPEP	PROCCODE	CLINADM	SITE	TIMECAT	SERVREF
C 6	79030	ADMIN	IN	G2	79000
		ADMIN	OUT	G2	79000
		CLIN	IN	G1	79000
C 6	79035	ADMIN	IN	G2	79000
		ADMIN	OUT	G2	79000
		CLIN	IN	G1	79000
C 6	79100	ADMIN	IN	G2	79000
		ADMIN	OUT	G2	79000
		CLIN	IN	G1	79000
C 6	79200	ADMIN	IN	G2	79000
		ADMIN	OUT	G2	79000
		CLIN	IN	G1	79000
		CLIN	IN	G1	DELTA
C 6	79300	ADMIN	IN	G2	79000
		ADMIN	OUT	G2	79000
		CLIN	IN	G1	79000
C 6	79400	ADMIN	IN	G2	79000
		ADMIN	OUT	G2	79000
		CLIN	IN	G1	79000
C 6	79420	ADMIN	IN	G2	79000
		ADMIN	OUT	G2	79000
		CLIN	IN	G1	79000
C 6	79440	ADMIN	IN	G2	79000
		ADMIN	OUT	G2	79000
		CLIN	IN	G1	79000
C 6	93875	ADMIN	IN	G2	76700
		ADMIN	OUT	G2	76700
		CLIN	IN	G1	DELTA
		CLIN	OUT	G1	DELTA
C 6	93880	ADMIN	IN	G2	76700
		ADMIN	IN	G2	DELTA
		ADMIN	OUT	G2	76700
		ADMIN	OUT	G2	DELTA
		CLIN	IN	G1	DELTA
		CLIN	OUT	G1	DELTA
C 6	93882	ADMIN	IN	G2	76700
		ADMIN	IN	G2	DELTA
		ADMIN	OUT	G2	76700
		ADMIN	OUT	G2	DELTA
		CLIN	IN	G1	DELTA
		CLIN	OUT	G1	DELTA
C 6	93886	ADMIN	IN	G2	76700
		ADMIN	IN	G2	DELTA
		ADMIN	OUT	G2	76700
		ADMIN	OUT	G2	DELTA
		CLIN	IN	G1	DELTA
		CLIN	OUT	G1	DELTA
C 6	93888	ADMIN	IN	G2	76700
		ADMIN	IN	G2	DELTA
		ADMIN	OUT	G2	76700
		ADMIN	OUT	G2	DELTA
		CLIN	IN	G1	DELTA
		CLIN	OUT	G1	DELTA

Data Entry Log
 CPEP 9
 Data Entry Log
 CPEP 10
 Data Entry Log
 CPEP 11
 Data Entry Log
 CPEP 7
 Data Entry Log
 CPEP 8

CPEP 6: Radiology
Data Entry Log

CPEP	PROCCODE	CLINADM	SITE	TIMECAT	SERVREF
C 6	93922	ADMIN	IN	G2	76700
		ADMIN	IN	G2	DELTA
		ADMIN	OUT	G2	76700
		ADMIN	OUT	G2	DELTA
		CLIN	IN	G1	DELTA
		CLIN	OUT	G1	DELTA
C 6	93923	ADMIN	IN	G2	76700
		ADMIN	IN	G2	DELTA
		ADMIN	OUT	G2	76700
		ADMIN	OUT	G2	DELTA
		CLIN	IN	G1	DELTA
		CLIN	OUT	G1	DELTA
C 6	93924	ADMIN	IN	G2	76700
		ADMIN	IN	G2	DELTA
		ADMIN	OUT	G2	76700
		ADMIN	OUT	G2	DELTA
		CLIN	IN	G1	DELTA
		CLIN	OUT	G1	DELTA
C 6	93925	ADMIN	IN	G2	76700
		ADMIN	IN	G2	DELTA
		ADMIN	OUT	G2	76700
		ADMIN	OUT	G2	DELTA
		CLIN	IN	G1	DELTA
		CLIN	OUT	G1	DELTA
C 6	93926	ADMIN	IN	G2	76700
		ADMIN	IN	G2	DELTA
		ADMIN	OUT	G2	76700
		ADMIN	OUT	G2	DELTA
		CLIN	IN	G1	DELTA
		CLIN	OUT	G1	DELTA
C 6	93930	ADMIN	IN	G2	76700
		ADMIN	IN	G2	DELTA
		ADMIN	OUT	G2	76700
		ADMIN	OUT	G2	DELTA
		CLIN	IN	G1	DELTA
		CLIN	OUT	G1	DELTA
C 6	93931	ADMIN	IN	G2	76700
		ADMIN	IN	G2	DELTA
		ADMIN	OUT	G2	76700
		ADMIN	OUT	G2	DELTA
		CLIN	IN	G1	DELTA
		CLIN	OUT	G1	DELTA
C 6	93965	ADMIN	IN	G2	76700
		ADMIN	IN	G2	DELTA
		ADMIN	OUT	G2	76700
		ADMIN	OUT	G2	DELTA
		CLIN	IN	G1	DELTA
		CLIN	OUT	G1	DELTA
C 6	93970	ADMIN	IN	G2	76700
		ADMIN	IN	G2	DELTA
		ADMIN	OUT	G2	76700
		ADMIN	OUT	G2	DELTA
		CLIN	IN	G1	DELTA
		CLIN	OUT	G1	DELTA
C 6	93971	ADMIN	IN	G2	76700
		ADMIN	IN	G2	DELTA
		ADMIN	OUT	G2	76700
		ADMIN	OUT	G2	DELTA
		CLIN	IN	G1	DELTA
		CLIN	OUT	G1	DELTA

CPEP 6: Radiology
Data Entry Log

CPEP	PROCCODE	CLINADM	SITE	TIMECAT	SERVREF
C 6	93975	ADMIN	IN	G2	76700
		ADMIN	IN	G2	DELTA
		ADMIN	OUT	G2	76700
		ADMIN	OUT	G2	DELTA
		CLIN	IN	G1	DELTA
		CLIN	OUT	G1	DELTA
C 6	93976	ADMIN	IN	G2	76700
		ADMIN	IN	G2	DELTA
		ADMIN	OUT	G2	76700
		ADMIN	OUT	G2	DELTA
		CLIN	IN	G1	DELTA
		CLIN	OUT	G1	DELTA
C 6	93978	ADMIN	IN	G2	76700
		ADMIN	IN	G2	DELTA
		ADMIN	OUT	G2	76700
		ADMIN	OUT	G2	DELTA
		CLIN	IN	G1	DELTA
		CLIN	OUT	G1	DELTA
C 6	93979	ADMIN	IN	G2	76700
		ADMIN	IN	G2	DELTA
		ADMIN	OUT	G2	76700
		ADMIN	OUT	G2	DELTA
		CLIN	IN	G1	DELTA
		CLIN	OUT	G1	DELTA
C 6	93980	ADMIN	IN	G2	76700
		ADMIN	IN	G2	DELTA
		ADMIN	OUT	G2	76700
		ADMIN	OUT	G2	DELTA
		CLIN	IN	G1	DELTA
		CLIN	OUT	G1	DELTA
C 6	93981	ADMIN	IN	G2	76700
		ADMIN	IN	G2	DELTA
		ADMIN	OUT	G2	76700
		ADMIN	OUT	G2	DELTA
		CLIN	IN	G1	DELTA
		CLIN	OUT	G1	DELTA
C 6	93990	ADMIN	IN	G2	76700
		ADMIN	IN	G2	DELTA
		ADMIN	OUT	G2	76700
		ADMIN	OUT	G2	DELTA
		CLIN	IN	G1	DELTA
		CLIN	OUT	G1	DELTA
C 6	Q0092	CLIN	IN	G1	DELTA
C 6	R0070	CLIN	IN	G1	DELTA

Data Entry Log
 CPEP 9
 Data Entry Log
 CPEP 10
 Data Entry Log
 CPEP 11
 Data Entry Log
 CPEP 7
 Data Entry Log
 CPEP 8



Data Entry Log
CPEP 9

Data Entry Log
CPEP 10

Data Entry Log
CPEP 11

Data Entry Log
CPEP 7

Data Entry Log
CPEP 8



**Data Entry Log
(SERVPT)**

- CPEP:** The Clinical Practice Expert Panel (abbreviated CPEP) that provided the estimates for the associated service.
- PROCCODE:** The HCFA Common Procedure Coding System (HCPCS) Code for the specified service.
- CLINADM:** This identifies the record as referring either to clinical staff time (CLIN) or administrative staff time (ADMIN).
- SITE:** This identifies whether the service that is being referenced was profiled in-office (IN) or out-of-office (OUT).
- TIMECAT:** This identifies the labor time category for which the reference service was used.
- SERVREF:** HCPCS Code for the service to which the CPEP referred, in developing estimates.

Data Entry Log
CPEP 9

Data Entry Log
CPEP 10

Data Entry Log
CPEP 11

Data Entry Log
CPEP 12

Data Entry Log
CPEP 8



CPEP 7: Evaluation & Management
Data Entry Log

CPEP	PROCCODE	CLINADM	SITE	TIMECAT	SERVREF
C 7	29065	ADMIN	IN	G2	29405
		ADMIN	OUT	G2	29405
		CLIN	IN	G1	29405
		CLIN	OUT	G1	DELTA
C 7	29075	ADMIN	IN	G2	29405
		ADMIN	OUT	G2	29405
		CLIN	IN	G1	29405
		CLIN	OUT	G1	DELTA
C 7	29085	ADMIN	IN	G2	29405
		ADMIN	OUT	G2	29405
		CLIN	IN	G1	29405
		CLIN	OUT	G1	DELTA
C 7	29105	ADMIN	IN	G2	29405
		ADMIN	OUT	G2	29405
		CLIN	IN	G1	29405
		CLIN	OUT	G1	DELTA
C 7	29125	ADMIN	IN	G2	29405
		ADMIN	OUT	G2	29405
		CLIN	IN	G1	29405
		CLIN	OUT	G1	DELTA
C 7	29130	ADMIN	IN	G2	29405
		ADMIN	OUT	G2	29405
		CLIN	IN	G1	29405
		CLIN	IN	G1	DELTA
C 7	29130	CLIN	OUT	G1	DELTA
		ADMIN	IN	G2	29405
		ADMIN	OUT	G2	29405
		CLIN	IN	G1	29405
C 7	29200	ADMIN	IN	G2	29405
		ADMIN	OUT	G2	29405
		CLIN	IN	G1	29405
		CLIN	IN	G1	DELTA
C 7	29200	CLIN	OUT	G1	DELTA
		ADMIN	IN	G2	29405
		ADMIN	OUT	G2	29405
		CLIN	IN	G1	29405
C 7	29220	CLIN	IN	G1	29405
		CLIN	IN	G1	DELTA
		CLIN	OUT	G1	DELTA
		ADMIN	IN	G2	29405
C 7	29240	ADMIN	IN	G2	29405
		ADMIN	OUT	G2	29405
		CLIN	IN	G1	29405
		CLIN	IN	G1	DELTA
C 7	29240	CLIN	OUT	G1	DELTA
		ADMIN	IN	G2	29405
		ADMIN	OUT	G2	29405
		CLIN	IN	G1	29405
C 7	29260	CLIN	IN	G1	29405
		CLIN	IN	G1	DELTA
		CLIN	OUT	G1	DELTA
		ADMIN	IN	G2	29405
C 7	29280	ADMIN	IN	G2	29405
		ADMIN	OUT	G2	29405
		CLIN	IN	G1	29405
		CLIN	IN	G1	DELTA
C 7	29280	CLIN	OUT	G1	DELTA
		ADMIN	IN	G2	29405
		ADMIN	OUT	G2	29405
		CLIN	IN	G1	29405
C 7	29345	CLIN	IN	G1	29405
		CLIN	IN	G1	DELTA
		CLIN	OUT	G1	DELTA
		ADMIN	IN	G2	29405

Data Entry Log
CPEP 9

CPEP 10

CPEP 11

CPEP 12

CPEP 8

CPEP 7: Evaluation & Management
Data Entry Log

CPEP	PROCCODE	CLINADM	SITE	TIMECAT	SERVREF
C 7	29355	ADMIN	IN	G2	29405
		ADMIN	OUT	G2	29405
		CLIN	IN	G1	29405
		CLIN	IN	G1	DELTA
		CLIN	OUT	G1	DELTA
C 7	29365	ADMIN	IN	G2	29405
		ADMIN	OUT	G2	29405
		CLIN	IN	G1	29405
		CLIN	OUT	G1	DELTA
C 7	29425	ADMIN	IN	G2	29405
		ADMIN	OUT	G2	29405
		CLIN	IN	G1	29405
		CLIN	OUT	G1	DELTA
C 7	29440	ADMIN	IN	G2	29405
		ADMIN	OUT	G2	29405
		CLIN	IN	G1	29405
		CLIN	IN	G1	DELTA
		CLIN	OUT	G1	DELTA
C 7	29520	ADMIN	IN	G2	29405
		ADMIN	OUT	G2	29405
		CLIN	IN	G1	29405
		CLIN	IN	G1	DELTA
		CLIN	OUT	G1	DELTA
C 7	29530	ADMIN	IN	G2	29405
		ADMIN	OUT	G2	29405
		CLIN	IN	G1	29405
		CLIN	IN	G1	DELTA
		CLIN	OUT	G1	DELTA
C 7	29540	ADMIN	IN	G2	29405
		ADMIN	OUT	G2	29405
		CLIN	IN	G1	29405
		CLIN	IN	G1	DELTA
		CLIN	OUT	G1	DELTA
C 7	29550	ADMIN	IN	G2	29405
		ADMIN	OUT	G2	29405
		CLIN	IN	G1	29405
		CLIN	IN	G1	DELTA
		CLIN	OUT	G1	DELTA
C 7	29580	ADMIN	IN	G2	29405
		ADMIN	OUT	G2	29405
		CLIN	IN	G1	29405
		CLIN	IN	G1	DELTA
		CLIN	OUT	G1	DELTA
C 7	29700	ADMIN	IN	G2	29405
		ADMIN	OUT	G2	29405
		CLIN	IN	G1	29405
		CLIN	IN	G1	DELTA
		CLIN	OUT	G1	DELTA
C 7	29705	ADMIN	IN	G2	29405
		ADMIN	OUT	G2	29405
		CLIN	IN	G1	29405
		CLIN	IN	G1	DELTA
		CLIN	OUT	G1	DELTA
C 7	29730	ADMIN	IN	G2	29405
		ADMIN	OUT	G2	29405
		CLIN	IN	G1	29405
		CLIN	IN	G1	DELTA
		CLIN	OUT	G1	DELTA

CPEP 7: Evaluation & Management
Data Entry Log

CPEP	PROCCODE	CLINADM	SITE	TIMECAT	SERVREF
C 7	29740	ADMIN	IN	G2	29405
		ADMIN	OUT	G2	29405
		CLIN	IN	G1	29405
		CLIN	IN	G1	DELTA
		CLIN	OUT	G1	DELTA
C 7	86485	ADMIN	IN	G2	86580
		CLIN	IN	G1	86580
C 7	86490	ADMIN	IN	G2	86580
		CLIN	IN	G1	86580
C 7	86510	ADMIN	IN	G2	86580
		CLIN	IN	G1	86580
C 7	86585	ADMIN	IN	G2	86580
		CLIN	IN	G1	86580
C 7	90801	ADMIN	IN	G2	90844
		ADMIN	IN	G2	DELTA
		ADMIN	OUT	G2	90844
		ADMIN	OUT	G2	DELTA
		CLIN	IN	G1	90844
		CLIN	IN	G1	DELTA
		CLIN	OUT	G1	90844
C 7	90820	ADMIN	IN	G2	90844
		ADMIN	IN	G2	DELTA
		ADMIN	OUT	G2	90844
		ADMIN	OUT	G2	DELTA
		CLIN	IN	G1	90844
		CLIN	IN	G1	DELTA
		CLIN	OUT	G1	90844
C 7	90825	ADMIN	OUT	G2	90844
		ADMIN	OUT	G2	DELTA
		ADMIN	IN	G2	90844
		ADMIN	OUT	G2	90844
		CLIN	IN	G1	DELTA
		CLIN	IN	G1	90844
		CLIN	OUT	G1	DELTA
C 7	90835	ADMIN	OUT	G2	90844
		ADMIN	OUT	G2	90844
		CLIN	IN	G1	DELTA
		ADMIN	IN	G2	90844
		ADMIN	OUT	G2	90844
		CLIN	IN	G1	90844
		CLIN	OUT	G1	90844
C 7	90842	ADMIN	IN	G2	90844
		ADMIN	OUT	G2	90844
		CLIN	IN	G1	90844
		CLIN	OUT	G1	90844
		ADMIN	IN	G2	90844
		ADMIN	OUT	G2	90844
		CLIN	IN	G1	90844
C 7	90843	ADMIN	IN	G2	90844
		ADMIN	OUT	G2	90844
		CLIN	IN	G1	90844
		CLIN	OUT	G1	90844
		ADMIN	IN	G2	90844
		ADMIN	OUT	G2	90844
		CLIN	IN	G1	90844
C 7	90845	ADMIN	IN	G2	90844
		ADMIN	OUT	G2	90844
		CLIN	IN	G1	90844
		CLIN	OUT	G1	90844
		ADMIN	IN	G2	90844
		ADMIN	IN	G2	DELTA
		ADMIN	OUT	G2	90844
C 7	90846	ADMIN	OUT	G2	DELTA
		CLIN	IN	G1	90844
		CLIN	OUT	G1	90844
		ADMIN	IN	G2	90844
		ADMIN	IN	G2	DELTA
		ADMIN	OUT	G2	90844
		CLIN	OUT	G1	90844

Data Entry Log
 CPEP 9
 CPEP 10
 CPEP 11
 CPEP 12
 Data Entry Log
 CPEP 8

CPEP 7: Evaluation & Management
Data Entry Log

CPEP	PROCCODE	CLINADM	SITE	TIMECAT	SERVREF
C 7	90847	ADMIN	IN	G2	90844
		ADMIN	IN	G2	DELTA
		ADMIN	OUT	G2	90844
		ADMIN	OUT	G2	DELTA
		CLIN	IN	G1	90844
		CLIN	OUT	G1	90844
C 7	90849	ADMIN	IN	G2	90844
		ADMIN	IN	G2	DELTA
		ADMIN	OUT	G2	90844
		ADMIN	OUT	G2	DELTA
		CLIN	IN	G1	90844
		CLIN	IN	G1	DELTA
		CLIN	OUT	G1	90844
		CLIN	OUT	G1	DELTA
C 7	90853	ADMIN	IN	G2	90844
		ADMIN	IN	G2	DELTA
		ADMIN	OUT	G2	90844
		ADMIN	OUT	G2	DELTA
		CLIN	IN	G1	90844
		CLIN	IN	G1	DELTA
		CLIN	OUT	G1	90844
		CLIN	OUT	G1	DELTA
C 7	90855	ADMIN	IN	G2	90844
		ADMIN	OUT	G2	90844
		CLIN	IN	G1	90844
		CLIN	OUT	G1	90844
C 7	90857	ADMIN	IN	G2	90844
		ADMIN	IN	G2	DELTA
		ADMIN	OUT	G2	90844
		ADMIN	OUT	G2	DELTA
		CLIN	IN	G1	90844
		CLIN	IN	G1	DELTA
		CLIN	OUT	G1	90844
		CLIN	OUT	G1	DELTA
C 7	90862	ADMIN	IN	G2	90844
		ADMIN	IN	G2	DELTA
		ADMIN	OUT	G2	90844
		ADMIN	OUT	G2	DELTA
		CLIN	IN	G1	90844
		CLIN	OUT	G1	90844
C 7	90871	ADMIN	OUT	G2	90870
		CLIN	OUT	G1	90870
C 7	90880	ADMIN	IN	G2	90844
		ADMIN	OUT	G2	90844
		CLIN	IN	G1	90844
		CLIN	OUT	G1	90844
C 7	90887	ADMIN	IN	G2	90844
		ADMIN	OUT	G2	90844
		CLIN	IN	G1	90844
		CLIN	IN	G1	DELTA
		CLIN	OUT	G1	90844
		CLIN	OUT	G1	DELTA
C 7	90900	ADMIN	IN	G2	90844
		ADMIN	OUT	G2	90844
		CLIN	IN	G1	DELTA
		CLIN	OUT	G1	DELTA
C 7	90902	ADMIN	IN	G2	90844
		ADMIN	OUT	G2	90844
		CLIN	IN	G1	DELTA
		CLIN	OUT	G1	DELTA

CPEP 7: Evaluation & Management
Data Entry Log

CPEP	PROCCODE	CLINADM	SITE	TIMECAT	SERVREF
C 7	90904	ADMIN	IN	G2	90844
		ADMIN	OUT	G2	90844
		CLIN	IN	G1	DELTA
		CLIN	OUT	G1	DELTA
C 7	90906	ADMIN	IN	G2	90844
		ADMIN	OUT	G2	90844
		CLIN	IN	G1	DELTA
		CLIN	OUT	G1	DELTA
C 7	90908	ADMIN	IN	G2	90844
		ADMIN	OUT	G2	90844
		CLIN	IN	G1	DELTA
		CLIN	OUT	G1	DELTA
C 7	90910	ADMIN	IN	G2	90844
		ADMIN	OUT	G2	90844
		CLIN	IN	G1	DELTA
		CLIN	OUT	G1	DELTA
C 7	90911	ADMIN	IN	G2	90844
		ADMIN	OUT	G2	90844
		CLIN	IN	G1	DELTA
		CLIN	OUT	G1	DELTA
C 7	90915	ADMIN	IN	G2	90844
		ADMIN	OUT	G2	90844
		CLIN	IN	G1	DELTA
		CLIN	OUT	G1	DELTA
C 7	93005	ADMIN	IN	G2	93000
		ADMIN	OUT	G2x	93000
		CLIN	IN	G1	93000
		CLIN	OUT	G1	DELTA
		CLIN	OUT	G1x	93000
C 7	93010	ADMIN	OUT	G2x	93000
		CLIN	OUT	G1	DELTA
		CLIN	OUT	G1x	93000
C 7	93012	ADMIN	IN	G2	93000
		ADMIN	OUT	G2x	93000
		CLIN	IN	G1	93000
		CLIN	OUT	G1	DELTA
		CLIN	OUT	G1x	93000
C 7	93014	ADMIN	OUT	G2x	93000
		CLIN	OUT	G1	DELTA
		CLIN	OUT	G1x	93000
C 7	93040	ADMIN	IN	G2	93000
		CLIN	IN	G1	93000
C 7	93041	ADMIN	IN	G2	93000
		ADMIN	OUT	G2x	93000
		CLIN	IN	G1	93000
		CLIN	OUT	G1	DELTA
		CLIN	OUT	G1x	93000
C 7	93042	ADMIN	OUT	G2x	93000
		CLIN	OUT	G1	DELTA
		CLIN	OUT	G1x	93000
C 7	93220	ADMIN	IN	G2	93000
		CLIN	IN	G1	93000
C 7	93221	ADMIN	IN	G2	93000
		CLIN	IN	G1	93000

Data Entry Log
CPEP 9

Data Entry Log
CPEP 10

Data Entry Log
CPEP 11

Data Entry Log
CPEP 12

Data Entry Log
CPEP 8

CPEP 7: Evaluation & Management
Data Entry Log

CPEP	PROCCODE	CLINADM	SITE	TIMECAT	SERVREF
C 7	93222	ADMIN	OUT	G2x	93000
		CLIN	OUT	G1	DELTA
		CLIN	OUT	G1x	93000
C 7	93272	ADMIN	OUT	G2x	93000
		CLIN	OUT	G1	DELTA
		CLIN	OUT	G1x	93000
C 7	93278	ADMIN	IN	G2	93000
		ADMIN	OUT	G2x	93000
		CLIN	IN	G1	93000
		CLIN	OUT	G1	DELTA
		CLIN	OUT	G1x	93000
C 7	94640	ADMIN	IN	G2	94664
		ADMIN	OUT	G2x	94664
		CLIN	IN	G1	94664
C 7	94642	ADMIN	IN	G2	94664
		CLIN	IN	G1	94664
		CLIN	IN	G1	DELTA
C 7	94650	ADMIN	IN	G2	94664
		CLIN	IN	G1	94664
C 7	94651	ADMIN	IN	G2	94664
		ADMIN	OUT	G2x	94664
		CLIN	IN	G1	94664
		CLIN	IN	G1	DELTA
C 7	94652	ADMIN	OUT	G2x	94664
C 7	94665	ADMIN	IN	G2	94664
		ADMIN	OUT	G2x	94664
		CLIN	IN	G1	94664
		CLIN	IN	G1	DELTA
C 7	94667	ADMIN	IN	G2	94664
		ADMIN	OUT	G2x	94664
		CLIN	IN	G1	94664
		CLIN	IN	G1	DELTA
C 7	94668	ADMIN	IN	G2	94664
		ADMIN	OUT	G2x	94664
		CLIN	IN	G1	94664
		CLIN	IN	G1	DELTA
C 7	95880	ADMIN	IN	G2	DELTA
		ADMIN	OUT	G2	DELTA
		CLIN	IN	G1	90830
		CLIN	OUT	G1	90830
C 7	95881	ADMIN	IN	G2	DELTA
		ADMIN	OUT	G2	DELTA
		CLIN	IN	G1	90830
		CLIN	OUT	G1	90830
C 7	95882	ADMIN	IN	G2	DELTA
		ADMIN	OUT	G2	DELTA
		CLIN	IN	G1	90830
		CLIN	OUT	G1	90830
C 7	95883	ADMIN	IN	G2	DELTA
		ADMIN	OUT	G2	DELTA
		CLIN	IN	G1	90830
		CLIN	OUT	G1	90830

CPEP 7: Evaluation & Management
Data Entry Log

CPEP	PROCCODE	CLINADM	SITE	TIMECAT	SERVREF
C 7	99175	ADMIN	IN	G2	DELTA
		ADMIN	IN	G2x	99283
		ADMIN	OUT	G2	99283
		ADMIN	OUT	G2	DELTA
		CLIN	IN	G1	DELTA
		CLIN	OUT	G1	99283
		CLIN	OUT	G1	DELTA
C 7	99178	ADMIN	IN	G2	DELTA
		ADMIN	OUT	G2	DELTA
		CLIN	IN	G1	90830
		CLIN	OUT	G1	90830
C 7	99183	ADMIN	OUT	G2	DELTA
C 7	99201	ADMIN	IN	G2	99203
		CLIN	IN	G1	99203
		CLIN	IN	G1	DELTA
C 7	99202	ADMIN	IN	G2	99203
		CLIN	IN	G1	99203
		CLIN	IN	G1	DELTA
C 7	99204	ADMIN	IN	G2	99203
		CLIN	IN	G1	99203
		CLIN	IN	G1	DELTA
C 7	99205	ADMIN	IN	G2	99203
		CLIN	IN	G1	99203
		CLIN	IN	G1	DELTA
C 7	99211	ADMIN	IN	G2	99213
		CLIN	IN	G1	99213
		CLIN	IN	G1	DELTA
C 7	99212	ADMIN	IN	G2	99213
		CLIN	IN	G1	99213
		CLIN	IN	G1	DELTA
C 7	99214	ADMIN	IN	G2	99213
		CLIN	IN	G1	99213
		CLIN	IN	G1	DELTA
C 7	99215	ADMIN	IN	G2	99213
		CLIN	IN	G1	99213
		CLIN	IN	G1	DELTA
C 7	99217	ADMIN	OUT	G2	99232
		ADMIN	OUT	G2	DELTA
C 7	99218	ADMIN	OUT	G2	99222
		CLIN	OUT	G1	99222
C 7	99219	ADMIN	OUT	G2	99222
		CLIN	OUT	G1	99222
C 7	99220	ADMIN	OUT	G2	99222
		ADMIN	OUT	G2	DELTA
		CLIN	OUT	G1	99222
		CLIN	OUT	G1	DELTA
C 7	99221	ADMIN	OUT	G2	99222
		CLIN	OUT	G1	99222
C 7	99223	ADMIN	OUT	G2	99222
		ADMIN	OUT	G2	DELTA
		CLIN	OUT	G1	99222
		CLIN	OUT	G1	DELTA
C 7	99231	ADMIN	OUT	G2	99232

Data Entry Log
CPEP 9

Data Entry Log
CPEP 10

Data Entry Log
CPEP 11

Data Entry Log
CPEP 12

Data Entry Log
CPEP 8

CPEP 7: Evaluation & Management
Data Entry Log

CPEP	PROCCODE	CLINADM	SITE	TIMECAT	SERVREF
C 7	99233	ADMIN	OUT	G2	99232
C 7	99238	ADMIN	OUT	G2	99232
		ADMIN	OUT	G2	DELTA
C 7	99241	ADMIN	IN	G2	99243
		ADMIN	OUT	G2	99243
		CLIN	IN	G1	99243
		CLIN	IN	G1	DELTA
		CLIN	OUT	G1	99243
		CLIN	OUT	G1	DELTA
C 7	99242	ADMIN	IN	G2	99243
		ADMIN	OUT	G2	99243
		CLIN	IN	G1	99243
		CLIN	IN	G1	DELTA
		CLIN	OUT	G1	99243
		CLIN	OUT	G1	DELTA
C 7	99244	ADMIN	IN	G2	99243
		ADMIN	OUT	G2	99243
		CLIN	IN	G1	99243
		CLIN	IN	G1	DELTA
		CLIN	OUT	G1	99243
		CLIN	OUT	G1	DELTA
C 7	99245	ADMIN	IN	G2	99243
		ADMIN	OUT	G2	99243
		CLIN	IN	G1	99243
		CLIN	IN	G1	DELTA
		CLIN	OUT	G1	99243
		CLIN	OUT	G1	DELTA
C 7	99251	ADMIN	OUT	G2	99253
		CLIN	OUT	G1	99253
C 7	99252	ADMIN	OUT	G2	99253
		CLIN	OUT	G1	99253
C 7	99254	ADMIN	OUT	G2	99253
		CLIN	OUT	G1	99253
C 7	99255	ADMIN	OUT	G2	99253
		CLIN	OUT	G1	99253
C 7	99261	ADMIN	OUT	G2	99253
		ADMIN	OUT	G2	DELTA
		CLIN	OUT	G1	99253
		CLIN	OUT	G1	DELTA
C 7	99262	ADMIN	OUT	G2	99253
		ADMIN	OUT	G2	DELTA
		CLIN	OUT	G1	99253
		CLIN	OUT	G1	DELTA
C 7	99263	ADMIN	OUT	G2	99253
		ADMIN	OUT	G2	DELTA
		CLIN	OUT	G1	99253
		CLIN	OUT	G1	DELTA
C 7	99271	ADMIN	IN	G2x	99243
		ADMIN	OUT	G2	99253
		CLIN	IN	G1	DELTA
		CLIN	IN	G1x	99243
		CLIN	OUT	G1	99253

CPEP 7: Evaluation & Management
Data Entry Log

CPEP	PROCCODE	CLINADM	SITE	TIMECAT	SERVREF
C 7	99272	ADMIN	IN	G2x	99243
		ADMIN	OUT	G2	99253
		CLIN	IN	G1	DELTA
		CLIN	IN	G1x	99243
		CLIN	OUT	G1	99253
C 7	99273	ADMIN	IN	G2x	99243
		ADMIN	OUT	G2	99253
		CLIN	IN	G1x	99243
		CLIN	OUT	G1	99253
C 7	99274	ADMIN	IN	G2x	99243
		ADMIN	OUT	G2	99253
		CLIN	IN	G1	DELTA
		CLIN	IN	G1x	99243
		CLIN	OUT	G1	99253
C 7	99275	ADMIN	IN	G2x	99243
		ADMIN	OUT	G2	99253
		CLIN	IN	G1	DELTA
		CLIN	IN	G1x	99243
		CLIN	OUT	G1	99253
C 7	99281	ADMIN	OUT	G2	99283
		CLIN	OUT	G1	99283
C 7	99282	ADMIN	OUT	G2	99283
		CLIN	OUT	G1	99283
C 7	99284	ADMIN	OUT	G2	99283
		CLIN	OUT	G1	99283
C 7	99285	ADMIN	OUT	G2	99283
		CLIN	OUT	G1	99283
C 7	99292	ADMIN	OUT	G2	99291
		ADMIN	OUT	G2	DELTA
		CLIN	OUT	G1	99291
		CLIN	OUT	G1	DELTA
C 7	99295	ADMIN	OUT	G2	99291
		CLIN	OUT	G1	99291
		CLIN	OUT	G1	DELTA
C 7	99296	ADMIN	OUT	G2	99291
		ADMIN	OUT	G2	DELTA
		CLIN	OUT	G1	99291
		CLIN	OUT	G1	DELTA
C 7	99297	ADMIN	OUT	G2	99291
		ADMIN	OUT	G2	DELTA
		CLIN	OUT	G1	99291
		CLIN	OUT	G1	DELTA
C 7	99301	ADMIN	OUT	G2	99302
		CLIN	OUT	G1	99302
		CLIN	OUT	G1	DELTA
C 7	99303	ADMIN	OUT	G2	99302
		CLIN	OUT	G1	99302
		CLIN	OUT	G1	DELTA
C 7	99311	ADMIN	OUT	G2	99312
		CLIN	OUT	G1	99312
		CLIN	OUT	G1	DELTA
C 7	99313	ADMIN	OUT	G2	99312
		CLIN	OUT	G1	99312
		CLIN	OUT	G1	DELTA

Data Entry Log
CPEP 9

Data Entry Log
CPEP 10

Data Entry Log
CPEP 11

Data Entry Log
CPEP 12

Data Entry Log
CPEP 8

CPEP 7: Evaluation & Management
Data Entry Log

CPEP	PROCCODE	CLINADM	SITE	TIMECAT	SERVREF
C 7	99321	ADMIN	OUT	G2	99342
		CLIN	OUT	G1	99342
		CLIN	OUT	G1	DELTA
C 7	99322	ADMIN	OUT	G2	99342
		CLIN	OUT	G1	99342
C 7	99323	ADMIN	OUT	G2	99342
		CLIN	OUT	G1	99342
		CLIN	OUT	G1	DELTA
C 7	99331	ADMIN	OUT	G2	99352
		CLIN	OUT	G1	99352
		CLIN	OUT	G1	DELTA
C 7	99332	ADMIN	OUT	G2	99352
		CLIN	OUT	G1	99352
C 7	99333	ADMIN	OUT	G2	99352
		CLIN	OUT	G1	99352
		CLIN	OUT	G1	DELTA
C 7	99341	ADMIN	OUT	G2	99342
		CLIN	OUT	G1	99342
		CLIN	OUT	G1	DELTA
C 7	99343	ADMIN	OUT	G2	99342
		CLIN	OUT	G1	99342
		CLIN	OUT	G1	DELTA
C 7	99351	ADMIN	OUT	G2	99352
		CLIN	OUT	G1	99352
		CLIN	OUT	G1	DELTA
C 7	99353	ADMIN	OUT	G2	99352
		CLIN	OUT	G1	99352
		CLIN	OUT	G1	DELTA
C 7	99354	ADMIN	IN	G2	99213
		ADMIN	IN	G2	DELTA
		CLIN	IN	G1	99213
C 7	99355	ADMIN	IN	G2	99213
		ADMIN	IN	G2	DELTA
		CLIN	IN	G1	99213
		CLIN	IN	G1	DELTA
C 7	99356	ADMIN	OUT	G2	99232
		ADMIN	OUT	G2	DELTA
C 7	99357	ADMIN	OUT	G2	99232
		ADMIN	OUT	G2	DELTA
C 7	99375	ADMIN	IN	G2	DELTA
		ADMIN	IN	G2x	99253
		ADMIN	OUT	G2	99253
		ADMIN	OUT	G2	DELTA
		CLIN	IN	G1	DELTA
		CLIN	IN	G1x	99253
		CLIN	OUT	G1	99253
CLIN	OUT	G1	DELTA		
C 7	99381	ADMIN	IN	G2	99203
		ADMIN	IN	G2	DELTA
		CLIN	IN	G1	99203
C 7	99382	ADMIN	IN	G2	99203
		ADMIN	IN	G2	DELTA
		CLIN	IN	G1	99203
		CLIN	IN	G1	DELTA

CPEP 7: Evaluation & Management
Data Entry Log

CPEP	PROCCODE	CLINADM	SITE	TIMECAT	SERVREF
C 7	99383	ADMIN	IN	G2	99203
		ADMIN	IN	G2	DELTA
		CLIN	IN	G1	99203
		CLIN	IN	G1	DELTA
C 7	99384	ADMIN	IN	G2	99203
		ADMIN	IN	G2	DELTA
		CLIN	IN	G1	99203
		CLIN	IN	G1	DELTA
C 7	99385	ADMIN	IN	G2	99203
		ADMIN	IN	G2	DELTA
		CLIN	IN	G1	99203
		CLIN	IN	G1	DELTA
C 7	99386	ADMIN	IN	G2	99203
		ADMIN	IN	G2	DELTA
		CLIN	IN	G1	99203
		CLIN	IN	G1	DELTA
C 7	99387	ADMIN	IN	G2	99203
		ADMIN	IN	G2	DELTA
		CLIN	IN	G1	99203
C 7	99391	ADMIN	IN	G2	99213
		CLIN	IN	G1	99213
C 7	99392	ADMIN	IN	G2	99213
		CLIN	IN	G1	99213
C 7	99393	ADMIN	IN	G2	99213
		CLIN	IN	G1	99213
C 7	99394	ADMIN	IN	G2	99213
		CLIN	IN	G1	99213
C 7	99395	ADMIN	IN	G2	99213
		CLIN	IN	G1	99213
C 7	99396	ADMIN	IN	G2	99213
		CLIN	IN	G1	99213
C 7	99397	ADMIN	IN	G2	99213
		CLIN	IN	G1	99213
C 7	99401	ADMIN	IN	G2	99213
		CLIN	IN	G1	99213
		CLIN	IN	G1	DELTA
C 7	99402	ADMIN	IN	G2	99213
		CLIN	IN	G1	99213
		CLIN	IN	G1	DELTA
C 7	99403	ADMIN	IN	G2	99213
		CLIN	IN	G1	99213
		CLIN	IN	G1	DELTA
C 7	99404	ADMIN	IN	G2	99213
		CLIN	IN	G1	99213
		CLIN	IN	G1	DELTA
C 7	99431	ADMIN	OUT	G2	99222
		ADMIN	OUT	G2	DELTA
		CLIN	OUT	G1	99222
		CLIN	OUT	G1	DELTA
C 7	99432	ADMIN	IN	G2	99203
		CLIN	IN	G1	99203

Data Entry Log
CPEP 9
CPEP 10
CPEP 11
CPEP 12
Data Entry Log
CPEP 8

CPEP 7: Evaluation & Management
Data Entry Log

CPEP	PROCCODE	CLINADM	SITE	TIMECAT	SERVREF
C 7	99433	ADMIN	OUT	G2	99232
		ADMIN	OUT	G2	DELTA
C 7	99440	ADMIN	OUT	G2	99291
		ADMIN	OUT	G2	DELTA
		CLIN	OUT	G1	99291
		CLIN	OUT	G1	DELTA
C 7	M0064	ADMIN	IN	G2	90844
		ADMIN	IN	G2	DELTA
		ADMIN	OUT	G2	90844
		ADMIN	OUT	G2	DELTA
		CLIN	IN	G1	90844
		CLIN	OUT	G1	90844

Data Entry Log
CPEP 9

Data Entry Log
CPEP 10

Data Entry Log
CPEP 11

Data Entry Log
CPEP 12

Data Entry Log
CPEP 8



**Data Entry Log
(SERVPT)**

- CPEP: The Clinical Practice Expert Panel (abbreviated CPEP) that provided the estimates for the associated service.
- PROCCODE: The HCFA Common Procedure Coding System (HCPCS) Code for the specified service.
- CLINADM: This identifies the record as referring either to clinical staff time (CLIN) or administrative staff time (ADMIN).
- SITE: This identifies whether the service that is being referenced was profiled in-office (IN) or out-of-office (OUT).
- TIMECAT: This identifies the labor time category for which the reference service was used.
- SERVREF: HCPCS Code for the service to which the CPEP referred, in developing estimates.


Data Entry Log
CPEP 9

Data Entry Log
CPEP 10

Data Entry Log
CPEP 11

Data Entry Log
CPEP 12

Data Entry Log
CPEP 13



CPEP 8: General Surgery
Data Entry Log

CPEP	PROCCODE	CLINADM	SITE	TIMECAT	SERVREF
C 8	19000	ADMIN	IN	G2	47000
		ADMIN	IN	G2	DELTA
		CLIN	IN	G1	DELTA
C 8	19001	CLIN	IN	G1	DELTA
C 8	19020	ADMIN	IN	G2	19120
		ADMIN	IN	G2x	19120
		ADMIN	OUT	G2	19120
		ADMIN	OUT	G2x	19120
		CLIN	IN	G0	19120
		CLIN	IN	G1	19120
		CLIN	IN	G1	DELTA
		CLIN	IN	G1x	19120
		CLIN	IN	G1x	DELTA
		CLIN	OUT	G0	19120
		CLIN	OUT	G1	19120
		CLIN	OUT	G1	DELTA
		CLIN	OUT	G1x	19120
CLIN	OUT	G1x	DELTA		
C 8	19100	ADMIN	IN	G2	47000
		ADMIN	OUT	G2	47000
		CLIN	IN	G1	47000
		CLIN	IN	G1	DELTA
		CLIN	OUT	G1	47000
		CLIN	OUT	G1	DELTA
C 8	19101	ADMIN	IN	G2	19120
		ADMIN	IN	G2x	19120
		ADMIN	OUT	G2	19120
		ADMIN	OUT	G2x	19120
		CLIN	IN	G0	19120
		CLIN	IN	G1	19120
		CLIN	IN	G1	DELTA
		CLIN	IN	G1x	19120
		CLIN	OUT	G0	19120
CLIN	OUT	G1	19120		
CLIN	OUT	G1x	19120		
C 8	19110	ADMIN	IN	G2	19240
		ADMIN	IN	G2	DELTA
		ADMIN	IN	G2x	19240
		ADMIN	OUT	G2	19240
		ADMIN	OUT	G2	DELTA
		ADMIN	OUT	G2x	19240
		CLIN	IN	G0	19240
		CLIN	IN	G0	DELTA
		CLIN	IN	G1	19240
		CLIN	IN	G1	DELTA
		CLIN	IN	G1x	19240
		CLIN	IN	G1x	DELTA
		CLIN	OUT	G0	19240
		CLIN	OUT	G0	DELTA
		CLIN	OUT	G1	19240
CLIN	OUT	G1	DELTA		
CLIN	OUT	G1x	19240		
CLIN	OUT	G1x	DELTA		
C 8	19112	ADMIN	IN	G2	19240
		ADMIN	IN	G2	DELTA
		ADMIN	IN	G2x	19240
		ADMIN	OUT	G2	19240
		ADMIN	OUT	G2	DELTA
		ADMIN	OUT	G2x	19240

Data Entry Log
CPEP 9

Data Entry Log
CPEP 10

Data Entry Log
CPEP 11

Data Entry Log
CPEP 12

Data Entry Log
CPEP 13

CPEP 8: General Surgery
Data Entry Log

CPEP	PROCCODE	CLINADM	SITE	TIMECAT	SERVREF
		CLIN	IN	G0	19240
		CLIN	IN	G0	DELTA
		CLIN	IN	G1	19240
		CLIN	IN	G1	DELTA
		CLIN	IN	G1x	19240
		CLIN	IN	G1x	DELTA
		CLIN	OUT	G0	19240
		CLIN	OUT	G0	DELTA
		CLIN	OUT	G1	19240
		CLIN	OUT	G1	DELTA
		CLIN	OUT	G1x	19240
		CLIN	OUT	G1x	DELTA
C 8	19125	ADMIN	OUT	G2	19120
		ADMIN	OUT	G2x	19120
		CLIN	OUT	G0	19120
		CLIN	OUT	G1	19120
		CLIN	OUT	G1	DELTA
		CLIN	OUT	G1x	19120
C 8	19126	CLIN	OUT	G1	DELTA
C 8	19140	ADMIN	IN	G2	19240
		ADMIN	IN	G2x	19240
		ADMIN	OUT	G2	19240
		ADMIN	OUT	G2x	19240
		CLIN	IN	G0	19240
		CLIN	IN	G0	DELTA
		CLIN	IN	G1	19240
		CLIN	IN	G1	DELTA
		CLIN	IN	G1x	19240
		CLIN	IN	G1x	DELTA
		CLIN	OUT	G0	19240
		CLIN	OUT	G0	DELTA
		CLIN	OUT	G1	19240
		CLIN	OUT	G1	DELTA
		CLIN	OUT	G1x	19240
		CLIN	OUT	G1x	DELTA
C 8	19160	ADMIN	OUT	G2	19240
		ADMIN	OUT	G2x	19240
		CLIN	OUT	G0	19240
		CLIN	OUT	G1	19240
		CLIN	OUT	G1	DELTA
		CLIN	OUT	G1x	19240
C 8	19162	ADMIN	OUT	G2	19240
		ADMIN	OUT	G2x	19240
		CLIN	OUT	G0	19240
		CLIN	OUT	G1	19240
		CLIN	OUT	G1	DELTA
		CLIN	OUT	G1x	19240
C 8	19180	ADMIN	OUT	G2	19240
		ADMIN	OUT	G2x	19240
		CLIN	OUT	G0	19240
		CLIN	OUT	G1	19240
		CLIN	OUT	G1	DELTA
		CLIN	OUT	G1x	19240
C 8	19182	ADMIN	OUT	G2	19240
		ADMIN	OUT	G2x	19240
		CLIN	OUT	G0	19240
		CLIN	OUT	G1	19240
		CLIN	OUT	G1	DELTA
		CLIN	OUT	G1x	19240
		CLIN	OUT	G1x	DELTA

CPEP 8: General Surgery
Data Entry Log

CPEP	PROCCODE	CLINADM	SITE	TIMECAT	SERVREF
C 8	19200	ADMIN	OUT	G2	19240
		ADMIN	OUT	G2x	19240
		CLIN	OUT	G0	19240
		CLIN	OUT	G1	19240
		CLIN	OUT	G1	DELTA
		CLIN	OUT	G1x	19240
C 8	19220	ADMIN	OUT	G2	19240
		ADMIN	OUT	G2x	19240
		CLIN	OUT	G0	19240
		CLIN	OUT	G1	19240
		CLIN	OUT	G1	DELTA
		CLIN	OUT	G1x	19240
C 8	19355	ADMIN	IN	G2	19240
		ADMIN	IN	G2x	19240
		ADMIN	OUT	G2	19240
		ADMIN	OUT	G2x	19240
		CLIN	IN	G0	19240
		CLIN	IN	G0	DELTA
		CLIN	IN	G1	19240
		CLIN	IN	G1	DELTA
		CLIN	IN	G1x	19240
		CLIN	IN	G1x	DELTA
		CLIN	OUT	G0	19240
		CLIN	OUT	G0	DELTA
		CLIN	OUT	G1	19240
		CLIN	OUT	G1	DELTA
		CLIN	OUT	G1x	19240
CLIN	OUT	G1x	DELTA		
C 8	20205	ADMIN	IN	G2	47000
		ADMIN	OUT	G2	47000
		CLIN	IN	G1	47000
		CLIN	IN	G1	DELTA
		CLIN	OUT	G1	47000
		CLIN	OUT	G1	DELTA
C 8	20206	ADMIN	IN	G2	47000
		ADMIN	OUT	G2	47000
		CLIN	IN	G1	47000
		CLIN	IN	G1	DELTA
		CLIN	OUT	G1	47000
C 8	22900	ADMIN	OUT	G2	44950
		ADMIN	OUT	G2x	44950
		CLIN	OUT	G0	DELTA
		CLIN	OUT	G1	44950
		CLIN	OUT	G1	DELTA
		CLIN	OUT	G1x	44950
C 8	31612	ADMIN	IN	G2x	32020
		ADMIN	OUT	G2	32020
		CLIN	IN	G1	DELTA
		CLIN	IN	G1x	32020
		CLIN	OUT	G1	32020
		CLIN	OUT	G1	DELTA
C 8	31720	ADMIN	OUT	G2	32020
		CLIN	OUT	G1	32020
		CLIN	OUT	G1	DELTA
C 8	32000	ADMIN	OUT	G2	32020
		CLIN	OUT	G1	32020
C 8	32002	ADMIN	OUT	G2	32020
		CLIN	OUT	G1	32020
		CLIN	OUT	G1	DELTA

Data Entry Log
CPEP 9

Data Entry Log
CPEP 10

Data Entry Log
CPEP 11

Data Entry Log
CPEP 12

Data Entry Log
CPEP 13

CPEP 8: General Surgery
Data Entry Log

CPEP	PROCCODE	CLINADM	SITE	TIMECAT	SERVREF
C 8	32400	ADMIN	OUT	G2	47000
		CLIN	OUT	G1	47000
C 8	32405	ADMIN	OUT	G2	47000
		CLIN	OUT	G1	47000
C 8	32420	ADMIN	OUT	G2	32020
		CLIN	OUT	G1	32020
		CLIN	OUT	G1	DELTA
C 8	32851	ADMIN	OUT	G2	50360
		ADMIN	OUT	G2x	50360
		CLIN	OUT	G0	50360
		CLIN	OUT	G1	50360
		CLIN	OUT	G1	DELTA
		CLIN	OUT	G1x	50360
C 8	32852	ADMIN	OUT	G2	50360
		ADMIN	OUT	G2x	50360
		CLIN	OUT	G0	50360
		CLIN	OUT	G1	50360
		CLIN	OUT	G1	DELTA
		CLIN	OUT	G1x	50360
C 8	32853	ADMIN	OUT	G2	50360
		ADMIN	OUT	G2x	50360
		CLIN	OUT	G0	50360
		CLIN	OUT	G1	50360
		CLIN	OUT	G1	DELTA
		CLIN	OUT	G1x	50360
C 8	32854	ADMIN	OUT	G2	50360
		ADMIN	OUT	G2x	50360
		CLIN	OUT	G0	50360
		CLIN	OUT	G1	50360
		CLIN	OUT	G1	DELTA
		CLIN	OUT	G1x	50360
C 8	32960	ADMIN	OUT	G2	32020
		CLIN	OUT	G1	32020
		CLIN	OUT	G1	DELTA
C 8	33010	ADMIN	OUT	G2	32020
		CLIN	OUT	G1	32020
		CLIN	OUT	G1	DELTA
C 8	33011	ADMIN	OUT	G2	32020
		CLIN	OUT	G1	32020
		CLIN	OUT	G1	DELTA
C 8	33015	ADMIN	OUT	G2	32020
		ADMIN	OUT	G2x	56341
		CLIN	OUT	G0	DELTA
		CLIN	OUT	G1	DELTA
		CLIN	OUT	G1x	56341
C 8	33935	ADMIN	OUT	G2	50360
		ADMIN	OUT	G2x	50360
		CLIN	OUT	G0	50360
		CLIN	OUT	G1	50360
		CLIN	OUT	G1	DELTA
		CLIN	OUT	G1x	50360
C 8	33945	ADMIN	OUT	G2	50360
		ADMIN	OUT	G2x	50360
		CLIN	OUT	G0	50360
		CLIN	OUT	G1	50360
		CLIN	OUT	G1	DELTA
		CLIN	OUT	G1x	50360

CPEP 8: General Surgery
Data Entry Log

CPEP	PROCCODE	CLINADM	SITE	TIMECAT	SERVREF
C 8	34490	ADMIN	OUT	G2	36830
		ADMIN	OUT	G2x	36830
		CLIN	OUT	G0	36830
		CLIN	OUT	G1	36830
		CLIN	OUT	G1	DELTA
		CLIN	OUT	G1x	36830
C 8	34501	ADMIN	OUT	G2	36830
		ADMIN	OUT	G2x	36830
		CLIN	OUT	G0	36830
		CLIN	OUT	G1	36830
		CLIN	OUT	G1	DELTA
		CLIN	OUT	G1x	36830
C 8	34510	ADMIN	OUT	G2	36830
		ADMIN	OUT	G2x	36830
		CLIN	OUT	G0	36830
		CLIN	OUT	G1	36830
		CLIN	OUT	G1	DELTA
		CLIN	OUT	G1x	36830
C 8	34520	ADMIN	OUT	G2	36830
		ADMIN	OUT	G2x	36830
		CLIN	OUT	G0	36830
		CLIN	OUT	G1	36830
		CLIN	OUT	G1	DELTA
		CLIN	OUT	G1x	36830
C 8	34530	ADMIN	OUT	G2	36830
		ADMIN	OUT	G2x	36830
		CLIN	OUT	G0	36830
		CLIN	OUT	G1	36830
		CLIN	OUT	G1	DELTA
		CLIN	OUT	G1x	36830
C 8	35045	ADMIN	OUT	G2	36830
		ADMIN	OUT	G2x	36830
		CLIN	OUT	G0	36830
		CLIN	OUT	G1	36830
		CLIN	OUT	G1	DELTA
		CLIN	OUT	G1x	36830
C 8	35206	ADMIN	OUT	G2	36830
		ADMIN	OUT	G2x	36830
		CLIN	OUT	G0	36830
		CLIN	OUT	G1	36830
		CLIN	OUT	G1	DELTA
		CLIN	OUT	G1x	36830
C 8	35207	ADMIN	OUT	G2	36830
		ADMIN	OUT	G2x	36830
		CLIN	OUT	G0	36830
		CLIN	OUT	G1	36830
		CLIN	OUT	G1	DELTA
		CLIN	OUT	G1x	36830
C 8	35226	ADMIN	OUT	G2	36830
		ADMIN	OUT	G2x	36830
		CLIN	OUT	G0	36830
		CLIN	OUT	G1	36830
		CLIN	OUT	G1	DELTA
		CLIN	OUT	G1x	36830
		CLIN	OUT	G1x	DELTA

Data Entry Log
CPEP 9

Data Entry Log
CPEP 10

Data Entry Log
CPEP 11

Data Entry Log
CPEP 12

Data Entry Log
CPEP 13

CPEP 8: General Surgery
Data Entry Log

CPEP	PROCCODE	CLINADM	SITE	TIMECAT	SERVREF
C 8	35236	ADMIN	OUT	G2	36830
		ADMIN	OUT	G2x	36830
		CLIN	OUT	G0	36830
		CLIN	OUT	G1	36830
		CLIN	OUT	G1	DELTA
		CLIN	OUT	G1x	36830
		CLIN	OUT	G1x	DELTA
C 8	35256	ADMIN	OUT	G2	36830
		ADMIN	OUT	G2x	36830
		CLIN	OUT	G0	36830
		CLIN	OUT	G1	36830
		CLIN	OUT	G1	DELTA
		CLIN	OUT	G1x	36830
		CLIN	OUT	G1x	DELTA
C 8	35266	ADMIN	OUT	G2	36830
		ADMIN	OUT	G2x	36830
		CLIN	OUT	G0	36830
		CLIN	OUT	G1	36830
		CLIN	OUT	G1	DELTA
		CLIN	OUT	G1x	36830
		CLIN	OUT	G1x	DELTA
C 8	35286	ADMIN	OUT	G2	36830
		ADMIN	OUT	G2x	36830
		CLIN	OUT	G0	36830
		CLIN	OUT	G1	36830
		CLIN	OUT	G1	DELTA
		CLIN	OUT	G1x	36830
		CLIN	OUT	G1x	DELTA
C 8	35721	ADMIN	OUT	G2	36830
		ADMIN	OUT	G2x	36830
		CLIN	OUT	G0	36830
		CLIN	OUT	G1	36830
		CLIN	OUT	G1	DELTA
		CLIN	OUT	G1x	36830
C 8	35741	ADMIN	OUT	G2	36830
		ADMIN	OUT	G2x	36830
		CLIN	OUT	G0	36830
		CLIN	OUT	G1	36830
		CLIN	OUT	G1	DELTA
		CLIN	OUT	G1x	36830
C 8	35761	ADMIN	OUT	G2	36830
		ADMIN	OUT	G2x	36830
		CLIN	OUT	G0	36830
		CLIN	OUT	G1	36830
		CLIN	OUT	G1	DELTA
		CLIN	OUT	G1x	36830
C 8	35875	ADMIN	OUT	G2	36830
		ADMIN	OUT	G2x	36830
		CLIN	OUT	G0	36830
		CLIN	OUT	G1	36830
		CLIN	OUT	G1	DELTA
		CLIN	OUT	G1x	36830
C 8	35876	ADMIN	OUT	G2	36830
		ADMIN	OUT	G2x	36830
		CLIN	OUT	G0	36830
		CLIN	OUT	G1	36830
		CLIN	OUT	G1	DELTA
		CLIN	OUT	G1x	36830
CLIN	OUT	G1x	DELTA		

CPEP 8: General Surgery
Data Entry Log

CPEP	PROCCODE	CLINADM	SITE	TIMECAT	SERVREF
C 8	35901	ADMIN	OUT	G2	36830
		ADMIN	OUT	G2x	36830
		CLIN	OUT	G0	36830
		CLIN	OUT	G1	36830
		CLIN	OUT	G1	DELTA
		CLIN	OUT	G1x	36830
		CLIN	OUT	G1x	DELTA
C 8	35903	ADMIN	OUT	G2	36830
		ADMIN	OUT	G2x	36830
		CLIN	OUT	G0	36830
		CLIN	OUT	G1	36830
		CLIN	OUT	G1	DELTA
		CLIN	OUT	G1x	36830
		CLIN	OUT	G1x	DELTA
C 8	36260	ADMIN	OUT	G2	36830
		ADMIN	OUT	G2x	36830
		CLIN	OUT	G0	36830
		CLIN	OUT	G1	36830
		CLIN	OUT	G1	DELTA
		CLIN	OUT	G1x	36830
		CLIN	OUT	G1x	DELTA
C 8	36470	ADMIN	IN	G2	47000
		ADMIN	IN	G2	DELTA
		ADMIN	IN	G2x	19120
		CLIN	IN	G1	47000
		CLIN	IN	G1	DELTA
		CLIN	IN	G1x	DELTA
C 8	36471	ADMIN	IN	G2	47000
		ADMIN	IN	G2	DELTA
		ADMIN	IN	G2x	19120
		CLIN	IN	G1	47000
		CLIN	IN	G1	DELTA
		CLIN	IN	G1x	DELTA
C 8	36530	ADMIN	OUT	G2	36830
		ADMIN	OUT	G2x	36830
		CLIN	OUT	G0	36830
		CLIN	OUT	G1	36830
		CLIN	OUT	G1	DELTA
		CLIN	OUT	G1x	36830
C 8	36531	ADMIN	OUT	G2	36830
		ADMIN	OUT	G2x	36830
		CLIN	OUT	G0	36830
		CLIN	OUT	G1	36830
		CLIN	OUT	G1	DELTA
		CLIN	OUT	G1x	36830
C 8	36533	ADMIN	OUT	G2	36830
		ADMIN	OUT	G2x	36830
		CLIN	OUT	G0	36830
		CLIN	OUT	G1	36830
		CLIN	OUT	G1	DELTA
		CLIN	OUT	G1x	36830
C 8	36800	ADMIN	OUT	G2	36830
		ADMIN	OUT	G2x	36830
		CLIN	OUT	G0	36830
		CLIN	OUT	G1	36830
		CLIN	OUT	G1	DELTA
		CLIN	OUT	G1x	36830

Data Entry Log
CPEP 9

Data Entry Log
CPEP 10

Data Entry Log
CPEP 11

Data Entry Log
CPEP 12

Data Entry Log
CPEP 13

CPEP 8: General Surgery
Data Entry Log

CPEP	PROCCODE	CLINADM	SITE	TIMECAT	SERVREF
C 8	36810	ADMIN	OUT	G2	36830
		ADMIN	OUT	G2x	36830
		CLIN	OUT	G0	36830
		CLIN	OUT	G1	36830
		CLIN	OUT	G1	DELTA
		CLIN	OUT	G1x	36830
C 8	36821	ADMIN	OUT	G2	36830
		ADMIN	OUT	G2x	36830
		CLIN	OUT	G0	36830
		CLIN	OUT	G1	36830
		CLIN	OUT	G1	DELTA
		CLIN	OUT	G1x	36830
C 8	36825	ADMIN	OUT	G2	36830
		ADMIN	OUT	G2x	36830
		CLIN	OUT	G0	36830
		CLIN	OUT	G1	36830
		CLIN	OUT	G1x	36830
C 8	36832	ADMIN	OUT	G2	36830
		ADMIN	OUT	G2x	36830
		CLIN	OUT	G0	36830
		CLIN	OUT	G1	36830
		CLIN	OUT	G1x	36830
C 8	36835	ADMIN	OUT	G2	36830
		ADMIN	OUT	G2x	36830
		CLIN	OUT	G0	36830
		CLIN	OUT	G1	36830
		CLIN	OUT	G1	DELTA
		CLIN	OUT	G1x	36830
C 8	36860	ADMIN	OUT	G2	36830
		ADMIN	OUT	G2x	36830
		CLIN	OUT	G0	36830
		CLIN	OUT	G1	36830
		CLIN	OUT	G1	DELTA
		CLIN	OUT	G1x	36830
C 8	36861	ADMIN	OUT	G2	36830
		ADMIN	OUT	G2x	36830
		CLIN	OUT	G0	36830
		CLIN	OUT	G1	36830
		CLIN	OUT	G1	DELTA
		CLIN	OUT	G1x	36830
C 8	37607	ADMIN	OUT	G2	36830
		ADMIN	OUT	G2x	36830
		CLIN	OUT	G0	36830
		CLIN	OUT	G1	36830
		CLIN	OUT	G1	DELTA
		CLIN	OUT	G1x	36830
C 8	37609	ADMIN	IN	G2	36830
		ADMIN	IN	G2x	36830
		ADMIN	OUT	G2	36830
		ADMIN	OUT	G2x	36830
		CLIN	IN	G0	DELTA
		CLIN	IN	G1	DELTA
		CLIN	IN	G1x	36830
		CLIN	OUT	G0	36830
		CLIN	OUT	G1	36830
		CLIN	OUT	G1	DELTA
		CLIN	OUT	G1x	36830

CPEP 8: General Surgery
Data Entry Log

CPEP	PROCCODE	CLINADM	SITE	TIMECAT	SERVREF
C 8	38100	ADMIN	OUT	G2	38770
		ADMIN	OUT	G2x	38770
		CLIN	OUT	G0	38770
		CLIN	OUT	G1	38770
		CLIN	OUT	G1	DELTA
		CLIN	OUT	G1x	38770
		CLIN	OUT	G1x	DELTA
C 8	38101	ADMIN	OUT	G2	38770
		ADMIN	OUT	G2x	38770
		CLIN	OUT	G0	38770
		CLIN	OUT	G1	38770
		CLIN	OUT	G1	DELTA
		CLIN	OUT	G1x	38770
C 8	38102	CLIN	OUT	G1	DELTA
C 8	38115	ADMIN	OUT	G2	38770
		ADMIN	OUT	G2x	38770
		CLIN	OUT	G0	38770
		CLIN	OUT	G1	38770
		CLIN	OUT	G1	DELTA
		CLIN	OUT	G1x	38770
C 8	38300	ADMIN	IN	G2	38745
		ADMIN	IN	G2	DELTA
		ADMIN	IN	G2x	38745
		ADMIN	OUT	G2	38745
		ADMIN	OUT	G2x	38745
		CLIN	IN	G1	38745
		CLIN	IN	G1	DELTA
		CLIN	IN	G1x	38745
		CLIN	OUT	G0	38745
		CLIN	OUT	G0	DELTA
		CLIN	OUT	G1	38745
		CLIN	OUT	G1	DELTA
		CLIN	OUT	G1x	38745
C 8	38305	ADMIN	IN	G2	38745
		ADMIN	IN	G2	DELTA
		ADMIN	IN	G2x	38745
		ADMIN	OUT	G2	38745
		ADMIN	OUT	G2x	38745
		CLIN	IN	G1	38745
		CLIN	IN	G1	DELTA
		CLIN	IN	G1x	38745
		CLIN	OUT	G0	38745
		CLIN	OUT	G0	DELTA
		CLIN	OUT	G1	38745
		CLIN	OUT	G1	DELTA
C 8	38380	ADMIN	OUT	G2	38745
		ADMIN	OUT	G2x	38745
		CLIN	OUT	G0	38745
		CLIN	OUT	G0	DELTA
		CLIN	OUT	G1	38745
		CLIN	OUT	G1	DELTA
C 8	38505	ADMIN	IN	G2	38745
		ADMIN	IN	G2	DELTA
		ADMIN	OUT	G2	38745
		ADMIN	OUT	G2x	38745

Data Entry Log
CPEP 9
Data Entry Log
CPEP 10
Data Entry Log
CPEP 11
Data Entry Log
CPEP 12
Data Entry Log
CPEP 13

CPEP 8: General Surgery
Data Entry Log

CPEP	PROCCODE	CLINADM	SITE	TIMECAT	SERVREF
		CLIN	IN	G1	38745
		CLIN	IN	G1	DELTA
		CLIN	OUT	G0	38745
		CLIN	OUT	G1	38745
		CLIN	OUT	G1	DELTA
		CLIN	OUT	G1x	38745
C 8	38510	ADMIN	OUT	G2	38745
		ADMIN	OUT	G2x	38745
		CLIN	OUT	G0	38745
		CLIN	OUT	G1	38745
		CLIN	OUT	G1	DELTA
		CLIN	OUT	G1x	38745
C 8	38520	ADMIN	OUT	G2	38745
		ADMIN	OUT	G2x	38745
		CLIN	OUT	G0	38745
		CLIN	OUT	G1	38745
		CLIN	OUT	G1	DELTA
		CLIN	OUT	G1x	38745
C 8	38525	ADMIN	OUT	G2	38745
		ADMIN	OUT	G2x	38745
		CLIN	OUT	G0	38745
		CLIN	OUT	G1	38745
		CLIN	OUT	G1	DELTA
		CLIN	OUT	G1x	38745
C 8	38530	ADMIN	OUT	G2	38745
		ADMIN	OUT	G2x	38745
		CLIN	OUT	G0	38745
		CLIN	OUT	G1	38745
		CLIN	OUT	G1	DELTA
		CLIN	OUT	G1x	38745
C 8	38542	ADMIN	OUT	G2	38745
		ADMIN	OUT	G2x	38745
		CLIN	OUT	G0	38745
		CLIN	OUT	G1	38745
		CLIN	OUT	G1	DELTA
		CLIN	OUT	G1x	38745
C 8	38550	ADMIN	OUT	G2	38745
		ADMIN	OUT	G2x	38745
		CLIN	OUT	G0	38745
		CLIN	OUT	G1	38745
		CLIN	OUT	G1	DELTA
		CLIN	OUT	G1x	38745
C 8	38555	ADMIN	OUT	G2	38745
		ADMIN	OUT	G2x	38745
		CLIN	OUT	G0	38745
		CLIN	OUT	G1	38745
		CLIN	OUT	G1	DELTA
		CLIN	OUT	G1x	38745
C 8	38562	ADMIN	OUT	G2	38770
		ADMIN	OUT	G2x	38770
		CLIN	OUT	G0	38770
		CLIN	OUT	G1	38770
		CLIN	OUT	G1	DELTA
		CLIN	OUT	G1x	38770
C 8	38564	ADMIN	OUT	G2	38770
		ADMIN	OUT	G2x	38770
		CLIN	OUT	G0	38770
		CLIN	OUT	G1	38770
		CLIN	OUT	G1	DELTA
		CLIN	OUT	G1x	38770

CPEP 8: General Surgery
Data Entry Log

CPEP	PROCCODE	CLINADM	SITE	TIMECAT	SERVREF
C 8	38740	ADMIN	OUT	G2	38745
		ADMIN	OUT	G2x	38745
		CLIN	OUT	G0	38745
		CLIN	OUT	G1	38745
		CLIN	OUT	G1	DELTA
		CLIN	OUT	G1x	38745
C 8	38746	CLIN	OUT	G1	DELTA
C 8	38747	CLIN	OUT	G1	DELTA
C 8	38760	ADMIN	OUT	G2	38745
		ADMIN	OUT	G2x	38745
		CLIN	OUT	G0	38745
		CLIN	OUT	G1	38745
		CLIN	OUT	G1	DELTA
		CLIN	OUT	G1x	38745
C 8	38765	ADMIN	OUT	G2	38770
		ADMIN	OUT	G2x	38770
		CLIN	OUT	G0	38770
		CLIN	OUT	G1	38770
		CLIN	OUT	G1	DELTA
		CLIN	OUT	G1x	38770
C 8	38780	ADMIN	OUT	G2	38770
		ADMIN	OUT	G2x	38770
		CLIN	OUT	G0	38770
		CLIN	OUT	G1	38770
		CLIN	OUT	G1	DELTA
		CLIN	OUT	G1x	38770
C 8	39501	ADMIN	OUT	G2	39502
		ADMIN	OUT	G2x	39502
		CLIN	OUT	G0	39502
		CLIN	OUT	G1	39502
		CLIN	OUT	G1	DELTA
		CLIN	OUT	G1x	39502
C 8	39503	ADMIN	OUT	G2	39502
		ADMIN	OUT	G2x	39502
		CLIN	OUT	G0	39502
		CLIN	OUT	G1	39502
		CLIN	OUT	G1	DELTA
		CLIN	OUT	G1x	39502
C 8	39520	ADMIN	OUT	G2	39502
		ADMIN	OUT	G2x	39502
		CLIN	OUT	G0	39502
		CLIN	OUT	G1	39502
		CLIN	OUT	G1	DELTA
		CLIN	OUT	G1x	39502
C 8	39530	ADMIN	OUT	G2	39502
		ADMIN	OUT	G2x	39502
		CLIN	OUT	G0	39502
		CLIN	OUT	G1	39502
		CLIN	OUT	G1	DELTA
		CLIN	OUT	G1x	39502
C 8	39531	ADMIN	OUT	G2	39502
		ADMIN	OUT	G2x	39502
		CLIN	OUT	G0	39502
		CLIN	OUT	G1	39502
		CLIN	OUT	G1	DELTA
		CLIN	OUT	G1x	39502

Data Entry Log
CPEP 9

Data Entry Log
CPEP 10

Data Entry Log
CPEP 11

Data Entry Log
CPEP 12

Data Entry Log
CPEP 13

CPEP 8: General Surgery
Data Entry Log

CPEP	PROCCODE	CLINADM	SITE	TIMECAT	SERVREF
C 8	39540	ADMIN	OUT	G2	39502
		ADMIN	OUT	G2x	39502
		CLIN	OUT	G0	39502
		CLIN	OUT	G1	39502
		CLIN	OUT	G1	DELTA
		CLIN	OUT	G1x	39502
C 8	39541	ADMIN	OUT	G2	39502
		ADMIN	OUT	G2x	39502
		CLIN	OUT	G0	39502
		CLIN	OUT	G1	39502
		CLIN	OUT	G1	DELTA
		CLIN	OUT	G1x	39502
C 8	39545	ADMIN	OUT	G2	39502
		ADMIN	OUT	G2x	39502
		CLIN	OUT	G0	39502
		CLIN	OUT	G1	39502
		CLIN	OUT	G1	DELTA
		CLIN	OUT	G1x	39502
C 8	42400	ADMIN	IN	G2	47000
		ADMIN	OUT	G2	47000
		CLIN	IN	G1	47000
		CLIN	IN	G1	DELTA
		CLIN	OUT	G1	47000
		CLIN	OUT	G1	DELTA
C 8	43045	ADMIN	OUT	G2	43324
		ADMIN	OUT	G2x	43324
		CLIN	OUT	G0	43324
		CLIN	OUT	G1	43324
		CLIN	OUT	G1	DELTA
		CLIN	OUT	G1x	43324
C 8	43100	ADMIN	OUT	G2	43324
		ADMIN	OUT	G2x	43324
		CLIN	OUT	G0	43324
		CLIN	OUT	G1	43324
		CLIN	OUT	G1	DELTA
		CLIN	OUT	G1x	43324
C 8	43101	ADMIN	OUT	G2	43324
		ADMIN	OUT	G2x	43324
		CLIN	OUT	G0	43324
		CLIN	OUT	G1	43324
		CLIN	OUT	G1	DELTA
		CLIN	OUT	G1x	43324
C 8	43107	ADMIN	OUT	G2	43324
		ADMIN	OUT	G2x	43324
		CLIN	OUT	G0	43324
		CLIN	OUT	G1	43324
		CLIN	OUT	G1	DELTA
		CLIN	OUT	G1x	43324
C 8	43108	ADMIN	OUT	G2	43324
		ADMIN	OUT	G2x	43324
		CLIN	OUT	G0	43324
		CLIN	OUT	G1	43324
		CLIN	OUT	G1	DELTA
		CLIN	OUT	G1x	43324
		CLIN	OUT	G1x	DELTA

CPEP 8: General Surgery
Data Entry Log

CPEP	PROCCODE	CLINADM	SITE	TIMECAT	SERVREF
C 8	43112	ADMIN	OUT	G2	43324
		ADMIN	OUT	G2x	43324
		CLIN	OUT	G0	43324
		CLIN	OUT	G1	43324
		CLIN	OUT	G1	DELTA
		CLIN	OUT	G1x	43324
		CLIN	OUT	G1x	DELTA
C 8	43113	ADMIN	OUT	G2	43324
		ADMIN	OUT	G2x	43324
		CLIN	OUT	G0	43324
		CLIN	OUT	G1	43324
		CLIN	OUT	G1	DELTA
		CLIN	OUT	G1x	43324
		CLIN	OUT	G1x	DELTA
C 8	43116	ADMIN	OUT	G2	43324
		ADMIN	OUT	G2x	43324
		CLIN	OUT	G0	43324
		CLIN	OUT	G1	43324
		CLIN	OUT	G1	DELTA
		CLIN	OUT	G1x	43324
		CLIN	OUT	G1x	DELTA
C 8	43117	ADMIN	OUT	G2	43324
		ADMIN	OUT	G2x	43324
		CLIN	OUT	G0	43324
		CLIN	OUT	G1	43324
		CLIN	OUT	G1	DELTA
		CLIN	OUT	G1x	43324
		CLIN	OUT	G1x	DELTA
C 8	43118	ADMIN	OUT	G2	43324
		ADMIN	OUT	G2x	43324
		CLIN	OUT	G0	43324
		CLIN	OUT	G1	43324
		CLIN	OUT	G1	DELTA
		CLIN	OUT	G1x	43324
		CLIN	OUT	G1x	DELTA
C 8	43121	ADMIN	OUT	G2	43324
		ADMIN	OUT	G2x	43324
		CLIN	OUT	G0	43324
		CLIN	OUT	G1	43324
		CLIN	OUT	G1	DELTA
		CLIN	OUT	G1x	43324
		CLIN	OUT	G1x	DELTA
C 8	43122	ADMIN	OUT	G2	43324
		ADMIN	OUT	G2x	43324
		CLIN	OUT	G0	43324
		CLIN	OUT	G1	43324
		CLIN	OUT	G1	DELTA
		CLIN	OUT	G1x	43324
		CLIN	OUT	G1x	DELTA
C 8	43123	ADMIN	OUT	G2	43324
		ADMIN	OUT	G2x	43324
		CLIN	OUT	G0	43324
		CLIN	OUT	G1	43324
		CLIN	OUT	G1	DELTA
		CLIN	OUT	G1x	43324
		CLIN	OUT	G1x	DELTA

Data Entry Log
CPEP 9

Data Entry Log
CPEP 10

Data Entry Log
CPEP 11

Data Entry Log
CPEP 12

Data Entry Log
CPEP 13

CPEP 8: General Surgery
Data Entry Log

CPEP	PROCCODE	CLINADM	SITE	TIMECAT	SERVREF
C 8	43124	ADMIN	OUT	G2	43324
		ADMIN	OUT	G2x	43324
		CLIN	OUT	G0	43324
		CLIN	OUT	G1	43324
		CLIN	OUT	G1	DELTA
		CLIN	OUT	G1x	43324
		CLIN	OUT	G1x	DELTA
C 8	43130	ADMIN	OUT	G2	43324
		ADMIN	OUT	G2x	43324
		CLIN	OUT	G0	43324
		CLIN	OUT	G1	43324
		CLIN	OUT	G1	DELTA
		CLIN	OUT	G1x	43324
C 8	43135	ADMIN	OUT	G2	43324
		ADMIN	OUT	G2x	43324
		CLIN	OUT	G0	43324
		CLIN	OUT	G1	43324
		CLIN	OUT	G1	DELTA
		CLIN	OUT	G1x	43324
C 8	43320	ADMIN	OUT	G2	43324
		ADMIN	OUT	G2x	43324
		CLIN	OUT	G0	43324
		CLIN	OUT	G1	43324
		CLIN	OUT	G1	DELTA
		CLIN	OUT	G1x	43324
C 8	43325	ADMIN	OUT	G2	43324
		ADMIN	OUT	G2x	43324
		CLIN	OUT	G0	43324
		CLIN	OUT	G1	43324
		CLIN	OUT	G1	DELTA
		CLIN	OUT	G1x	43324
C 8	43326	ADMIN	OUT	G2	43324
		ADMIN	OUT	G2x	43324
		CLIN	OUT	G0	43324
		CLIN	OUT	G1	43324
		CLIN	OUT	G1	DELTA
		CLIN	OUT	G1x	43324
C 8	43330	ADMIN	OUT	G2	43324
		ADMIN	OUT	G2x	43324
		CLIN	OUT	G0	43324
		CLIN	OUT	G1	43324
		CLIN	OUT	G1	DELTA
		CLIN	OUT	G1x	43324
C 8	43331	ADMIN	OUT	G2	43324
		ADMIN	OUT	G2x	43324
		CLIN	OUT	G0	43324
		CLIN	OUT	G1	43324
		CLIN	OUT	G1	DELTA
		CLIN	OUT	G1x	43324
C 8	43340	ADMIN	OUT	G2	43324
		ADMIN	OUT	G2x	43324
		CLIN	OUT	G0	43324
		CLIN	OUT	G1	43324
		CLIN	OUT	G1	DELTA
		CLIN	OUT	G1x	43324
CLIN	OUT	G1x	DELTA		

CPEP 8: General Surgery
Data Entry Log

CPEP	PROCCODE	CLINADM	SITE	TIMECAT	SERVREF
C 8	43341	ADMIN	OUT	G2	43324
		ADMIN	OUT	G2x	43324
		CLIN	OUT	G0	43324
		CLIN	OUT	G1	43324
		CLIN	OUT	G1	DELTA
		CLIN	OUT	G1x	43324
		CLIN	OUT	G1x	DELTA
C 8	43350	ADMIN	OUT	G2	43324
		ADMIN	OUT	G2x	43324
		CLIN	OUT	G0	43324
		CLIN	OUT	G1	43324
		CLIN	OUT	G1	DELTA
		CLIN	OUT	G1x	43324
C 8	43351	ADMIN	OUT	G2	43324
		ADMIN	OUT	G2x	43324
		CLIN	OUT	G0	43324
		CLIN	OUT	G1	43324
		CLIN	OUT	G1	DELTA
		CLIN	OUT	G1x	43324
C 8	43352	ADMIN	OUT	G2	43324
		ADMIN	OUT	G2x	43324
		CLIN	OUT	G0	43324
		CLIN	OUT	G1	43324
		CLIN	OUT	G1	DELTA
		CLIN	OUT	G1x	43324
C 8	43360	ADMIN	OUT	G2	43324
		ADMIN	OUT	G2x	43324
		CLIN	OUT	G0	43324
		CLIN	OUT	G1	43324
		CLIN	OUT	G1	DELTA
		CLIN	OUT	G1x	43324
		CLIN	OUT	G1x	DELTA
C 8	43361	ADMIN	OUT	G2	43324
		ADMIN	OUT	G2x	43324
		CLIN	OUT	G0	43324
		CLIN	OUT	G1	43324
		CLIN	OUT	G1	DELTA
		CLIN	OUT	G1x	43324
		CLIN	OUT	G1x	DELTA
C 8	43400	ADMIN	OUT	G2	43324
		ADMIN	OUT	G2x	43324
		CLIN	OUT	G0	43324
		CLIN	OUT	G1	43324
		CLIN	OUT	G1	DELTA
		CLIN	OUT	G1x	43324
C 8	43401	ADMIN	OUT	G2	43324
		ADMIN	OUT	G2x	43324
		CLIN	OUT	G0	43324
		CLIN	OUT	G1	43324
		CLIN	OUT	G1	DELTA
		CLIN	OUT	G1x	43324
C 8	43405	ADMIN	OUT	G2	43324
		ADMIN	OUT	G2x	43324
		CLIN	OUT	G0	43324
		CLIN	OUT	G1	43324
		CLIN	OUT	G1	DELTA
		CLIN	OUT	G1x	43324

Data Entry Log
CPEP 9

Data Entry Log
CPEP 10

Data Entry Log
CPEP 11

Data Entry Log
CPEP 12

Data Entry Log
CPEP 13

CPEP 8: General Surgery
Data Entry Log

CPEP	PROCCODE	CLINADM	SITE	TIMECAT	SERVREF
C 8	43410	ADMIN	OUT	G2	43324
		ADMIN	OUT	G2x	43324
		CLIN	OUT	G0	43324
		CLIN	OUT	G1	43324
		CLIN	OUT	G1	DELTA
		CLIN	OUT	G1x	43324
C 8	43415	ADMIN	OUT	G2	43324
		ADMIN	OUT	G2x	43324
		CLIN	OUT	G0	43324
		CLIN	OUT	G1	43324
		CLIN	OUT	G1	DELTA
		CLIN	OUT	G1x	43324
C 8	43420	ADMIN	OUT	G2	43324
		ADMIN	OUT	G2x	43324
		CLIN	OUT	G0	43324
		CLIN	OUT	G1	43324
		CLIN	OUT	G1	DELTA
		CLIN	OUT	G1x	43324
C 8	43425	ADMIN	OUT	G2	43324
		ADMIN	OUT	G2x	43324
		CLIN	OUT	G0	43324
		CLIN	OUT	G1	43324
		CLIN	OUT	G1	DELTA
		CLIN	OUT	G1x	43324
C 8	43460	ADMIN	OUT	G2	43324
		ADMIN	OUT	G2x	43324
		CLIN	OUT	G0	43324
		CLIN	OUT	G1	43324
		CLIN	OUT	G1	DELTA
		CLIN	OUT	G1x	43324
C 8	43500	ADMIN	OUT	G2	43610
		ADMIN	OUT	G2x	43610
		CLIN	OUT	G0	43610
		CLIN	OUT	G1	43610
		CLIN	OUT	G1	DELTA
		CLIN	OUT	G1x	43610
C 8	43501	ADMIN	OUT	G2	43610
		ADMIN	OUT	G2x	43610
		CLIN	OUT	G0	43610
		CLIN	OUT	G1	43610
		CLIN	OUT	G1	DELTA
		CLIN	OUT	G1x	43610
C 8	43502	ADMIN	OUT	G2	43610
		ADMIN	OUT	G2x	43610
		CLIN	OUT	G0	43610
		CLIN	OUT	G1	43610
		CLIN	OUT	G1	DELTA
		CLIN	OUT	G1x	43610
C 8	43510	ADMIN	OUT	G2	43610
		ADMIN	OUT	G2x	43610
		CLIN	OUT	G0	43610
		CLIN	OUT	G1	43610
		CLIN	OUT	G1	DELTA
		CLIN	OUT	G1x	43610
C 8	43520	ADMIN	OUT	G2	43610
		ADMIN	OUT	G2x	43610
		CLIN	OUT	G0	43610
		CLIN	OUT	G1	43610
		CLIN	OUT	G1	DELTA
		CLIN	OUT	G1x	43610

CPEP 8: General Surgery
Data Entry Log

CPEP	PROCCODE	CLINADM	SITE	TIMECAT	SERVREF
C 8	43605	ADMIN	OUT	G2	43610
		ADMIN	OUT	G2x	43610
		CLIN	OUT	G0	43610
		CLIN	OUT	G1	43610
		CLIN	OUT	G1	DELTA
		CLIN	OUT	G1x	43610
C 8	43611	ADMIN	OUT	G2	43610
		ADMIN	OUT	G2x	43610
		CLIN	OUT	G0	43610
		CLIN	OUT	G1	43610
		CLIN	OUT	G1x	43610
		CLIN	OUT	G1x	DELTA
C 8	43620	ADMIN	OUT	G2	43610
		ADMIN	OUT	G2x	43610
		CLIN	OUT	G0	43610
		CLIN	OUT	G1	43610
		CLIN	OUT	G1	DELTA
		CLIN	OUT	G1x	43610
C 8	43621	ADMIN	OUT	G2	43610
		ADMIN	OUT	G2x	43610
		CLIN	OUT	G0	43610
		CLIN	OUT	G1	43610
		CLIN	OUT	G1	DELTA
		CLIN	OUT	G1x	43610
C 8	43622	ADMIN	OUT	G2	43610
		ADMIN	OUT	G2x	43610
		CLIN	OUT	G0	43610
		CLIN	OUT	G1	43610
		CLIN	OUT	G1	DELTA
		CLIN	OUT	G1x	43610
C 8	43631	ADMIN	OUT	G2	43610
		ADMIN	OUT	G2x	43610
		CLIN	OUT	G0	43610
		CLIN	OUT	G1	43610
		CLIN	OUT	G1	DELTA
		CLIN	OUT	G1x	43610
C 8	43632	ADMIN	OUT	G2	43610
		ADMIN	OUT	G2x	43610
		CLIN	OUT	G0	43610
		CLIN	OUT	G1	43610
		CLIN	OUT	G1	DELTA
		CLIN	OUT	G1x	43610
C 8	43633	ADMIN	OUT	G2	43610
		ADMIN	OUT	G2x	43610
		CLIN	OUT	G0	43610
		CLIN	OUT	G1	43610
		CLIN	OUT	G1	DELTA
		CLIN	OUT	G1x	43610
C 8	43634	ADMIN	OUT	G2	43610
		ADMIN	OUT	G2x	43610
		CLIN	OUT	G0	43610
		CLIN	OUT	G1	43610
		CLIN	OUT	G1	DELTA
		CLIN	OUT	G1x	43610
C 8	43635	CLIN	OUT	G1	DELTA

Data Entry Log
CPEP 9

Data Entry Log
CPEP 10

Data Entry Log
CPEP 11

Data Entry Log
CPEP 12

Data Entry Log
CPEP 13

CPEP 8: General Surgery
Data Entry Log

CPEP	PROCCODE	CLINADM	SITE	TIMECAT	SERVREF
C 8	43638	ADMIN	OUT	G2	43610
		ADMIN	OUT	G2x	43610
		CLIN	OUT	G0	43610
		CLIN	OUT	G1	43610
		CLIN	OUT	G1	DELTA
		CLIN	OUT	G1x	43610
C 8	43639	ADMIN	OUT	G2	43610
		ADMIN	OUT	G2x	43610
		CLIN	OUT	G0	43610
		CLIN	OUT	G1	43610
		CLIN	OUT	G1	DELTA
		CLIN	OUT	G1x	43610
C 8	43640	ADMIN	OUT	G2	43610
		ADMIN	OUT	G2x	43610
		CLIN	OUT	G0	43610
		CLIN	OUT	G1	43610
		CLIN	OUT	G1	DELTA
		CLIN	OUT	G1x	43610
C 8	43641	ADMIN	OUT	G2	43610
		ADMIN	OUT	G2x	43610
		CLIN	OUT	G0	43610
		CLIN	OUT	G1	43610
		CLIN	OUT	G1	DELTA
		CLIN	OUT	G1x	43610
C 8	43750	ADMIN	OUT	G2	43610
		ADMIN	OUT	G2x	43610
		CLIN	OUT	G0	43610
		CLIN	OUT	G1	43610
		CLIN	OUT	G1	DELTA
		CLIN	OUT	G1x	43610
C 8	43800	ADMIN	OUT	G2	43610
		ADMIN	OUT	G2x	43610
		CLIN	OUT	G0	43610
		CLIN	OUT	G1	43610
		CLIN	OUT	G1	DELTA
		CLIN	OUT	G1x	43610
C 8	43810	ADMIN	OUT	G2	43610
		ADMIN	OUT	G2x	43610
		CLIN	OUT	G0	43610
		CLIN	OUT	G1	43610
		CLIN	OUT	G1	DELTA
		CLIN	OUT	G1x	43610
C 8	43820	ADMIN	OUT	G2	43610
		ADMIN	OUT	G2x	43610
		CLIN	OUT	G0	43610
		CLIN	OUT	G1	43610
		CLIN	OUT	G1	DELTA
		CLIN	OUT	G1x	43610
C 8	43825	ADMIN	OUT	G2	43610
		ADMIN	OUT	G2x	43610
		CLIN	OUT	G0	43610
		CLIN	OUT	G1	43610
		CLIN	OUT	G1	DELTA
		CLIN	OUT	G1x	43610
C 8	43830	ADMIN	OUT	G2	43610
		ADMIN	OUT	G2x	43610
		CLIN	OUT	G0	43610
		CLIN	OUT	G1	43610
		CLIN	OUT	G1	DELTA
		CLIN	OUT	G1x	43610

CPEP 8: General Surgery
Data Entry Log

CPEP	PROCCODE	CLINADM	SITE	TIMECAT	SERVREF
C 8	43831	ADMIN	OUT	G2	43610
		ADMIN	OUT	G2x	43610
		CLIN	OUT	G0	43610
		CLIN	OUT	G1	43610
		CLIN	OUT	G1	DELTA
		CLIN	OUT	G1x	43610
C 8	43832	ADMIN	OUT	G2	43610
		ADMIN	OUT	G2x	43610
		CLIN	OUT	G0	43610
		CLIN	OUT	G1	43610
		CLIN	OUT	G1	DELTA
		CLIN	OUT	G1x	43610
C 8	43840	ADMIN	OUT	G2	43610
		ADMIN	OUT	G2x	43610
		CLIN	OUT	G0	43610
		CLIN	OUT	G1	43610
		CLIN	OUT	G1	DELTA
		CLIN	OUT	G1x	43610
C 8	43842	ADMIN	OUT	G2	DELTA
		ADMIN	OUT	G2x	DELTA
		CLIN	OUT	G0	43610
		CLIN	OUT	G1	43610
		CLIN	OUT	G1	DELTA
		CLIN	OUT	G1x	43610
C 8	43843	ADMIN	OUT	G2	DELTA
		ADMIN	OUT	G2x	DELTA
		CLIN	OUT	G0	43610
		CLIN	OUT	G1	43610
		CLIN	OUT	G1	DELTA
		CLIN	OUT	G1x	43610
C 8	43846	ADMIN	OUT	G2	DELTA
		ADMIN	OUT	G2x	DELTA
		CLIN	OUT	G0	43610
		CLIN	OUT	G1	43610
		CLIN	OUT	G1	DELTA
		CLIN	OUT	G1x	43610
C 8	43847	ADMIN	OUT	G2	DELTA
		ADMIN	OUT	G2x	DELTA
		CLIN	OUT	G0	43610
		CLIN	OUT	G1	43610
		CLIN	OUT	G1	DELTA
		CLIN	OUT	G1x	43610
C 8	43848	ADMIN	OUT	G2	DELTA
		ADMIN	OUT	G2x	DELTA
		CLIN	OUT	G0	43610
		CLIN	OUT	G1	43610
		CLIN	OUT	G1	DELTA
		CLIN	OUT	G1x	43610
C 8	43850	ADMIN	OUT	G2	43610
		ADMIN	OUT	G2x	43610
		CLIN	OUT	G0	43610
		CLIN	OUT	G1	43610
		CLIN	OUT	G1	DELTA
		CLIN	OUT	G1x	43610

CPEP 8: General Surgery
Data Entry Log

CPEP	PROCCODE	CLINADM	SITE	TIMECAT	SERVREF
C 8	43855	ADMIN	OUT	G2	43610
		ADMIN	OUT	G2x	43610
		CLIN	OUT	G0	43610
		CLIN	OUT	G1	43610
		CLIN	OUT	G1	DELTA
		CLIN	OUT	G1x	43610
C 8	43860	ADMIN	OUT	G2	43610
		ADMIN	OUT	G2x	43610
		CLIN	OUT	G0	43610
		CLIN	OUT	G1	43610
		CLIN	OUT	G1	DELTA
		CLIN	OUT	G1x	43610
C 8	43865	ADMIN	OUT	G2	43610
		ADMIN	OUT	G2x	43610
		CLIN	OUT	G0	43610
		CLIN	OUT	G1	43610
		CLIN	OUT	G1	DELTA
		CLIN	OUT	G1x	43610
C 8	43870	ADMIN	OUT	G2	43610
		ADMIN	OUT	G2x	43610
		CLIN	OUT	G0	43610
		CLIN	OUT	G1	43610
		CLIN	OUT	G1	DELTA
		CLIN	OUT	G1x	43610
C 8	43880	ADMIN	OUT	G2	43610
		ADMIN	OUT	G2x	43610
		CLIN	OUT	G0	43610
		CLIN	OUT	G1	43610
		CLIN	OUT	G1	DELTA
		CLIN	OUT	G1x	43610
C 8	44005	ADMIN	OUT	G2	44120
		ADMIN	OUT	G2x	44120
		CLIN	OUT	G0	44120
		CLIN	OUT	G1	44120
		CLIN	OUT	G1	DELTA
		CLIN	OUT	G1x	44120
C 8	44010	ADMIN	OUT	G2	44120
		ADMIN	OUT	G2x	44120
		CLIN	OUT	G0	44120
		CLIN	OUT	G1	44120
		CLIN	OUT	G1	DELTA
		CLIN	OUT	G1x	44120
C 8	44015	CLIN	OUT	G1	DELTA
C 8	44020	ADMIN	OUT	G2	44120
		ADMIN	OUT	G2x	44120
		CLIN	OUT	G0	44120
		CLIN	OUT	G1	44120
		CLIN	OUT	G1	DELTA
		CLIN	OUT	G1x	44120
C 8	44021	ADMIN	OUT	G2	44120
		ADMIN	OUT	G2x	44120
		CLIN	OUT	G0	44120
		CLIN	OUT	G1	44120
		CLIN	OUT	G1x	44120
C 8	44025	ADMIN	OUT	G2	44120
		ADMIN	OUT	G2x	44120
		CLIN	OUT	G0	44120
		CLIN	OUT	G1	44120
		CLIN	OUT	G1	DELTA
		CLIN	OUT	G1x	44120

CPEP 8: General Surgery
Data Entry Log

CPEP	PROCCODE	CLINADM	SITE	TIMECAT	SERVREF
C 8	44050	ADMIN	OUT	G2	44120
		ADMIN	OUT	G2x	44120
		CLIN	OUT	G0	44120
		CLIN	OUT	G1	44120
		CLIN	OUT	G1	DELTA
		CLIN	OUT	G1x	44120
C 8	44055	ADMIN	OUT	G2	44120
		ADMIN	OUT	G2x	44120
		CLIN	OUT	G0	44120
		CLIN	OUT	G1	44120
		CLIN	OUT	G1	DELTA
		CLIN	OUT	G1x	44120
C 8	44110	ADMIN	OUT	G2	44120
		ADMIN	OUT	G2x	44120
		CLIN	OUT	G0	44120
		CLIN	OUT	G1	44120
		CLIN	OUT	G1	DELTA
		CLIN	OUT	G1x	44120
C 8	44111	ADMIN	OUT	G2	44120
		ADMIN	OUT	G2x	44120
		CLIN	OUT	G0	44120
		CLIN	OUT	G1	44120
		CLIN	OUT	G1	DELTA
		CLIN	OUT	G1x	44120
C 8	44121	CLIN	OUT	G1	DELTA
C 8	44125	ADMIN	OUT	G2	44120
		ADMIN	OUT	G2x	44120
		CLIN	OUT	G0	44120
		CLIN	OUT	G1	44120
		CLIN	OUT	G1	DELTA
		CLIN	OUT	G1x	44120
C 8	44130	ADMIN	OUT	G2	44120
		ADMIN	OUT	G2x	44120
		CLIN	OUT	G0	44120
		CLIN	OUT	G1	44120
		CLIN	OUT	G1	DELTA
		CLIN	OUT	G1x	44120
C 8	44139	CLIN	OUT	G1	DELTA
C 8	44141	ADMIN	OUT	G2	44143
		ADMIN	OUT	G2x	44143
		CLIN	OUT	G0	44143
		CLIN	OUT	G1	44143
		CLIN	OUT	G1	DELTA
		CLIN	OUT	G1x	44143
C 8	44144	ADMIN	OUT	G2	44143
		ADMIN	OUT	G2x	44143
		CLIN	OUT	G0	44143
		CLIN	OUT	G1	44143
		CLIN	OUT	G1	DELTA
		CLIN	OUT	G1x	44143
C 8	44145	ADMIN	OUT	G2	44140
		ADMIN	OUT	G2x	44140
		CLIN	OUT	G0	44140
		CLIN	OUT	G1	44140
		CLIN	OUT	G1	DELTA
		CLIN	OUT	G1x	44140

Data Entry Log
CPEP 9
Data Entry Log
CPEP 10
Data Entry Log
CPEP 11
Data Entry Log
CPEP 12
Data Entry Log
CPEP 13

CPEP 8: General Surgery
Data Entry Log

CPEP	PROCCODE	CLINADM	SITE	TIMECAT	SERVREF
C 8	44146	ADMIN	OUT	G2	44143
		ADMIN	OUT	G2x	44143
		CLIN	OUT	G0	44143
		CLIN	OUT	G1	44143
		CLIN	OUT	G1	DELTA
		CLIN	OUT	G1x	44143
C 8	44147	ADMIN	OUT	G2	44140
		ADMIN	OUT	G2x	44140
		CLIN	OUT	G0	44140
		CLIN	OUT	G1	44140
		CLIN	OUT	G1	DELTA
		CLIN	OUT	G1x	44140
C 8	44150	ADMIN	OUT	G2	44143
		ADMIN	OUT	G2x	44143
		CLIN	OUT	G0	44143
		CLIN	OUT	G1	44143
		CLIN	OUT	G1	DELTA
		CLIN	OUT	G1x	44143
C 8	44151	ADMIN	OUT	G2	44143
		ADMIN	OUT	G2x	44143
		CLIN	OUT	G0	44143
		CLIN	OUT	G1	44143
		CLIN	OUT	G1	DELTA
		CLIN	OUT	G1x	44143
C 8	44152	ADMIN	OUT	G2	44143
		ADMIN	OUT	G2x	44143
		CLIN	OUT	G0	44143
		CLIN	OUT	G1	44143
		CLIN	OUT	G1	DELTA
		CLIN	OUT	G1x	44143
C 8	44153	ADMIN	OUT	G2	44143
		ADMIN	OUT	G2x	44143
		CLIN	OUT	G0	44143
		CLIN	OUT	G1	44143
		CLIN	OUT	G1	DELTA
		CLIN	OUT	G1x	44143
C 8	44155	ADMIN	OUT	G2	44143
		ADMIN	OUT	G2x	44143
		CLIN	OUT	G0	44143
		CLIN	OUT	G1	44143
		CLIN	OUT	G1	DELTA
		CLIN	OUT	G1x	44143
C 8	44156	ADMIN	OUT	G2	44143
		ADMIN	OUT	G2x	44143
		CLIN	OUT	G0	44143
		CLIN	OUT	G1	44143
		CLIN	OUT	G1	DELTA
		CLIN	OUT	G1x	44143
C 8	44160	ADMIN	OUT	G2	44140
		ADMIN	OUT	G2x	44140
		CLIN	OUT	G0	44140
		CLIN	OUT	G1	44140
		CLIN	OUT	G1x	44140
C 8	44300	ADMIN	OUT	G2	44120
		ADMIN	OUT	G2x	44120
		CLIN	OUT	G0	44120
		CLIN	OUT	G1	44120
		CLIN	OUT	G1	DELTA
		CLIN	OUT	G1x	44120

CPEP 8: General Surgery
Data Entry Log

CPEP	PROCCODE	CLINADM	SITE	TIMECAT	SERVREF
C 8	44310	ADMIN	OUT	G2	44143
		ADMIN	OUT	G2x	44143
		CLIN	OUT	G0	44143
		CLIN	OUT	G1	44143
		CLIN	OUT	G1	DELTA
		CLIN	OUT	G1x	44143
C 8	44312	ADMIN	OUT	G2	44120
		ADMIN	OUT	G2x	44120
		CLIN	OUT	G0	44120
		CLIN	OUT	G1	44120
		CLIN	OUT	G1	DELTA
		CLIN	OUT	G1x	44120
C 8	44314	ADMIN	OUT	G2	44143
		ADMIN	OUT	G2x	44143
		CLIN	OUT	G0	44143
		CLIN	OUT	G1	44143
		CLIN	OUT	G1	DELTA
		CLIN	OUT	G1x	44143
C 8	44316	ADMIN	OUT	G2	44143
		ADMIN	OUT	G2x	44143
		CLIN	OUT	G0	44143
		CLIN	OUT	G1	44143
		CLIN	OUT	G1	DELTA
		CLIN	OUT	G1x	44143
C 8	44320	ADMIN	OUT	G2	44143
		ADMIN	OUT	G2x	44143
		CLIN	OUT	G0	44143
		CLIN	OUT	G1	44143
		CLIN	OUT	G1	DELTA
		CLIN	OUT	G1x	44143
C 8	44322	ADMIN	OUT	G2	44143
		ADMIN	OUT	G2x	44143
		CLIN	OUT	G0	44143
		CLIN	OUT	G1	44143
		CLIN	OUT	G1	DELTA
		CLIN	OUT	G1x	44143
C 8	44340	ADMIN	OUT	G2	44120
		ADMIN	OUT	G2x	44120
		CLIN	OUT	G0	44120
		CLIN	OUT	G1	44120
		CLIN	OUT	G1	DELTA
		CLIN	OUT	G1x	44120
C 8	44345	ADMIN	OUT	G2	44120
		ADMIN	OUT	G2x	44120
		CLIN	OUT	G0	44120
		CLIN	OUT	G1	44120
		CLIN	OUT	G1	DELTA
		CLIN	OUT	G1x	44120
C 8	44346	ADMIN	OUT	G2	44120
		ADMIN	OUT	G2x	44120
		CLIN	OUT	G0	44120
		CLIN	OUT	G1	44120
		CLIN	OUT	G1	DELTA
		CLIN	OUT	G1x	44120
C 8	44385	ADMIN	IN	G2	DELTA
		ADMIN	IN	G2x	45378
		ADMIN	OUT	G2	45378
		CLIN	IN	G1	DELTA
		CLIN	IN	G1x	45378
		CLIN	OUT	G1	45378
CLIN	OUT	G1	DELTA		

Data Entry Log
CPEP 9

Data Entry Log
CPEP 10

Data Entry Log
CPEP 11

Data Entry Log
CPEP 12

Data Entry Log
CPEP 13

CPEP 8: General Surgery
Data Entry Log

CPEP	PROCCODE	CLINADM	SITE	TIMECAT	SERVREF
C 8	44386	ADMIN	IN	G2	DELTA
		ADMIN	IN	G2x	45378
		ADMIN	OUT	G2	45378
		CLIN	IN	G1	DELTA
		CLIN	IN	G1x	45378
		CLIN	OUT	G1	45378
		CLIN	OUT	G1	DELTA
C 8	44388	ADMIN	IN	G2	DELTA
		ADMIN	IN	G2x	45378
		ADMIN	OUT	G2	45378
		CLIN	IN	G1	DELTA
		CLIN	IN	G1x	45378
		CLIN	OUT	G1	45378
		CLIN	OUT	G1	DELTA
C 8	44389	ADMIN	IN	G2	DELTA
		ADMIN	IN	G2x	45378
		ADMIN	OUT	G2	45378
		CLIN	IN	G1	DELTA
		CLIN	IN	G1x	45378
		CLIN	OUT	G1	45378
		CLIN	OUT	G1	DELTA
C 8	44390	ADMIN	IN	G2	DELTA
		ADMIN	IN	G2x	45378
		ADMIN	OUT	G2	45378
		CLIN	IN	G1	DELTA
		CLIN	IN	G1x	45378
		CLIN	OUT	G1	45378
		CLIN	OUT	G1	DELTA
C 8	44391	ADMIN	IN	G2	DELTA
		ADMIN	IN	G2x	45378
		ADMIN	OUT	G2	45378
		CLIN	IN	G1	DELTA
		CLIN	IN	G1x	45378
		CLIN	OUT	G1	45378
		CLIN	OUT	G1	DELTA
C 8	44392	ADMIN	IN	G2	DELTA
		ADMIN	IN	G2x	45378
		ADMIN	OUT	G2	45378
		CLIN	IN	G1	DELTA
		CLIN	IN	G1x	45378
		CLIN	OUT	G1	45378
		CLIN	OUT	G1	DELTA
C 8	44393	ADMIN	IN	G2	DELTA
		ADMIN	IN	G2x	45378
		ADMIN	OUT	G2	45378
		CLIN	IN	G1	DELTA
		CLIN	IN	G1x	45378
		CLIN	OUT	G1	45378
		CLIN	OUT	G1	DELTA
C 8	44394	ADMIN	IN	G2	DELTA
		ADMIN	IN	G2x	45378
		ADMIN	OUT	G2	45378
		CLIN	IN	G1	DELTA
		CLIN	IN	G1x	45378
		CLIN	OUT	G1	45378
		CLIN	OUT	G1	DELTA
C 8	44602	ADMIN	OUT	G2	44120
		ADMIN	OUT	G2x	44120
		CLIN	OUT	G0	44120
		CLIN	OUT	G1	44120
		CLIN	OUT	G1	DELTA
		CLIN	OUT	G1x	44120

CPEP 8: General Surgery
Data Entry Log

CPEP	PROCCODE	CLINADM	SITE	TIMECAT	SERVREF
C 8	44603	ADMIN	OUT	G2	44120
		ADMIN	OUT	G2x	44120
		CLIN	OUT	G0	44120
		CLIN	OUT	G1	44120
		CLIN	OUT	G1	DELTA
		CLIN	OUT	G1x	44120
C 8	44604	ADMIN	OUT	G2	44120
		ADMIN	OUT	G2x	44120
		CLIN	OUT	G0	44120
		CLIN	OUT	G1	44120
		CLIN	OUT	G1	DELTA
		CLIN	OUT	G1x	44120
C 8	44605	ADMIN	OUT	G2	44120
		ADMIN	OUT	G2x	44120
		CLIN	OUT	G0	44120
		CLIN	OUT	G1	44120
		CLIN	OUT	G1	DELTA
		CLIN	OUT	G1x	44120
C 8	44615	ADMIN	OUT	G2	44120
		ADMIN	OUT	G2x	44120
		CLIN	OUT	G0	44120
		CLIN	OUT	G1	44120
		CLIN	OUT	G1	DELTA
		CLIN	OUT	G1x	44120
C 8	44620	ADMIN	OUT	G2	44120
		ADMIN	OUT	G2x	44120
		CLIN	OUT	G0	44120
		CLIN	OUT	G1	44120
		CLIN	OUT	G1	DELTA
		CLIN	OUT	G1x	44120
C 8	44625	ADMIN	OUT	G2	44120
		ADMIN	OUT	G2x	44120
		CLIN	OUT	G0	44120
		CLIN	OUT	G1	44120
		CLIN	OUT	G1	DELTA
		CLIN	OUT	G1x	44120
C 8	44640	ADMIN	OUT	G2	44120
		ADMIN	OUT	G2x	44120
		CLIN	OUT	G0	44120
		CLIN	OUT	G1	44120
		CLIN	OUT	G1	DELTA
		CLIN	OUT	G1x	44120
C 8	44650	ADMIN	OUT	G2	44120
		ADMIN	OUT	G2x	44120
		CLIN	OUT	G0	44120
		CLIN	OUT	G1	44120
		CLIN	OUT	G1	DELTA
		CLIN	OUT	G1x	44120
C 8	44660	ADMIN	OUT	G2	44120
		ADMIN	OUT	G2x	44120
		CLIN	OUT	G0	44120
		CLIN	OUT	G1	44120
		CLIN	OUT	G1	DELTA
		CLIN	OUT	G1x	44120
C 8	44661	ADMIN	OUT	G2	44120
		ADMIN	OUT	G2x	44120
		CLIN	OUT	G0	44120
		CLIN	OUT	G1	44120
		CLIN	OUT	G1	DELTA
		CLIN	OUT	G1x	44120

Data Entry Log
CPEP 9

Data Entry Log
CPEP 10

Data Entry Log
CPEP 11

Data Entry Log
CPEP 12

Data Entry Log
CPEP 13

CPEP 8: General Surgery
Data Entry Log

CPEP	PROCCODE	CLINADM	SITE	TIMECAT	SERVREF
C 8	44680	ADMIN	OUT	G2	44120
		ADMIN	OUT	G2x	44120
		CLIN	OUT	G0	44120
		CLIN	OUT	G1	44120
		CLIN	OUT	G1	DELTA
		CLIN	OUT	G1x	44120
C 8	44800	ADMIN	OUT	G2	44120
		ADMIN	OUT	G2x	44120
		CLIN	OUT	G0	44120
		CLIN	OUT	G1	44120
		CLIN	OUT	G1	DELTA
		CLIN	OUT	G1x	44120
C 8	44820	ADMIN	OUT	G2	44120
		ADMIN	OUT	G2x	44120
		CLIN	OUT	G0	44120
		CLIN	OUT	G1	44120
		CLIN	OUT	G1	DELTA
		CLIN	OUT	G1x	44120
C 8	44850	ADMIN	OUT	G2	44120
		ADMIN	OUT	G2x	44120
		CLIN	OUT	G0	44120
		CLIN	OUT	G1	44120
		CLIN	OUT	G1	DELTA
		CLIN	OUT	G1x	44120
C 8	44900	ADMIN	OUT	G2	44950
		ADMIN	OUT	G2x	44950
		CLIN	OUT	G0	DELTA
		CLIN	OUT	G1	44950
		CLIN	OUT	G1	DELTA
		CLIN	OUT	G1x	44950
C 8	44955	CLIN	OUT	G1	DELTA
C 8	44960	ADMIN	OUT	G2	44950
		ADMIN	OUT	G2x	44950
		CLIN	OUT	G1	44950
		CLIN	OUT	G1	DELTA
		CLIN	OUT	G1x	44950
C 8	45000	ADMIN	OUT	G2	46260
		ADMIN	OUT	G2x	46260
		CLIN	OUT	G0	46260
		CLIN	OUT	G1	46260
		CLIN	OUT	G1	DELTA
		CLIN	OUT	G1x	46260
C 8	45005	ADMIN	IN	G2	46221
		ADMIN	IN	G2x	46221
		ADMIN	OUT	G2	46221
		ADMIN	OUT	G2	DELTA
		ADMIN	OUT	G2x	46221
		CLIN	IN	G0	46221
		CLIN	IN	G1	46221
		CLIN	IN	G1	DELTA
		CLIN	IN	G1x	46221
		CLIN	OUT	G0	46221
		CLIN	OUT	G1	DELTA
		CLIN	OUT	G1x	46221
		C 8	45020	ADMIN	OUT
ADMIN	OUT			G2x	46260
CLIN	OUT			G0	46260
CLIN	OUT			G1	46260
CLIN	OUT			G1	DELTA
CLIN	OUT			G1x	46260

CPEP 8: General Surgery
Data Entry Log

CPEP	PROCCODE	CLINADM	SITE	TIMECAT	SERVREF
C 8	45100	ADMIN	IN	G2	46221
		ADMIN	IN	G2x	46221
		ADMIN	OUT	G2	46221
		ADMIN	OUT	G2	DELTA
		ADMIN	OUT	G2x	46221
		CLIN	IN	G0	46221
		CLIN	IN	G1	46221
		CLIN	IN	G1	DELTA
		CLIN	IN	G1x	46221
		CLIN	OUT	G0	46221
		CLIN	OUT	G1	DELTA
		CLIN	OUT	G1x	46221
		C 8	45108	ADMIN	IN
ADMIN	IN			G2x	46260
ADMIN	OUT			G2	46260
ADMIN	OUT			G2x	46260
CLIN	IN			G0	46260
CLIN	IN			G1	DELTA
CLIN	IN			G1x	46260
CLIN	OUT			G0	46260
CLIN	OUT			G1	46260
CLIN	OUT			G1	DELTA
CLIN	OUT			G1x	46260
C 8	45111	ADMIN	OUT	G2	45110
		ADMIN	OUT	G2x	45110
		CLIN	OUT	G0	45110
		CLIN	OUT	G1	45110
		CLIN	OUT	G1x	45110
C 8	45112	ADMIN	OUT	G2	45110
		ADMIN	OUT	G2x	45110
		CLIN	OUT	G0	45110
		CLIN	OUT	G1	45110
		CLIN	OUT	G1	DELTA
		CLIN	OUT	G1x	45110
C 8	45113	ADMIN	OUT	G2	46260
		ADMIN	OUT	G2x	46260
		CLIN	OUT	G0	46260
		CLIN	OUT	G1	46260
		CLIN	OUT	G1	DELTA
		CLIN	OUT	G1x	46260
C 8	45114	ADMIN	OUT	G2	45110
		ADMIN	OUT	G2x	45110
		CLIN	OUT	G0	45110
		CLIN	OUT	G1	45110
		CLIN	OUT	G1	DELTA
		CLIN	OUT	G1x	45110
C 8	45116	ADMIN	OUT	G2	45110
		ADMIN	OUT	G2x	45110
		CLIN	OUT	G0	45110
		CLIN	OUT	G1	45110
		CLIN	OUT	G1	DELTA
		CLIN	OUT	G1x	45110
C 8	45120	ADMIN	OUT	G2	45110
		ADMIN	OUT	G2x	45110
		CLIN	OUT	G0	45110
		CLIN	OUT	G1	45110
		CLIN	OUT	G1x	45110

Data Entry Log
CPEP 9

Data Entry Log
CPEP 10

Data Entry Log
CPEP 11

Data Entry Log
CPEP 12

Data Entry Log
CPEP 13

CPEP 8: General Surgery
Data Entry Log

CPEP	PROCCODE	CLINADM	SITE	TIMECAT	SERVREF
C 8	45121	ADMIN	OUT	G2	45110
		ADMIN	OUT	G2x	45110
		CLIN	OUT	G0	45110
		CLIN	OUT	G1	45110
		CLIN	OUT	G1	DELTA
		CLIN	OUT	G1x	45110
C 8	45123	ADMIN	OUT	G2	46260
		ADMIN	OUT	G2x	46260
		CLIN	OUT	G0	46260
		CLIN	OUT	G1	46260
		CLIN	OUT	G1	DELTA
		CLIN	OUT	G1x	46260
C 8	45130	ADMIN	OUT	G2	45110
		ADMIN	OUT	G2x	45110
		CLIN	OUT	G0	45110
		CLIN	OUT	G1	45110
		CLIN	OUT	G1	DELTA
		CLIN	OUT	G1x	45110
C 8	45135	ADMIN	OUT	G2	45110
		ADMIN	OUT	G2x	45110
		CLIN	OUT	G0	45110
		CLIN	OUT	G1	45110
		CLIN	OUT	G1	DELTA
		CLIN	OUT	G1x	45110
C 8	45150	ADMIN	IN	G2	46260
		ADMIN	IN	G2x	46260
		ADMIN	OUT	G2	46260
		ADMIN	OUT	G2x	46260
		CLIN	IN	G0	46260
		CLIN	IN	G1	DELTA
		CLIN	IN	G1x	46260
		CLIN	OUT	G0	46260
		CLIN	OUT	G1	46260
		CLIN	OUT	G1	DELTA
		CLIN	OUT	G1x	46260
		C 8	45160	ADMIN	OUT
ADMIN	OUT			G2x	46260
CLIN	OUT			G0	46260
CLIN	OUT			G1	46260
CLIN	OUT			G1	DELTA
CLIN	OUT			G1x	46260
C 8	45170	ADMIN	OUT	G2	46260
		ADMIN	OUT	G2x	46260
		CLIN	OUT	G0	46260
		CLIN	OUT	G1	46260
		CLIN	OUT	G1	DELTA
		CLIN	OUT	G1x	46260
C 8	45190	ADMIN	OUT	G2	46260
		ADMIN	OUT	G2x	46260
		CLIN	OUT	G0	46260
		CLIN	OUT	G1	46260
		CLIN	OUT	G1	DELTA
		CLIN	OUT	G1x	46260
C 8	45355	ADMIN	IN	G2	DELTA
		ADMIN	IN	G2x	45378
		ADMIN	OUT	G2	45378
		CLIN	IN	G1	DELTA
		CLIN	IN	G1x	45378
		CLIN	OUT	G1	45378
		CLIN	OUT	G1	DELTA

CPEP 8: General Surgery
Data Entry Log

CPEP	PROCCODE	CLINADM	SITE	TIMECAT	SERVREF
C 8	45379	ADMIN	IN	G2	DELTA
		ADMIN	IN	G2x	45378
		ADMIN	OUT	G2	45378
		CLIN	IN	G1	DELTA
		CLIN	IN	G1x	45378
		CLIN	OUT	G1	45378
		CLIN	OUT	G1	DELTA
C 8	45380	ADMIN	IN	G2	DELTA
		ADMIN	IN	G2x	45378
		ADMIN	OUT	G2	45378
		CLIN	IN	G1	DELTA
		CLIN	IN	G1x	45378
		CLIN	OUT	G1	45378
		CLIN	OUT	G1	DELTA
C 8	45382	ADMIN	IN	G2	DELTA
		ADMIN	IN	G2x	45378
		ADMIN	OUT	G2	45378
		CLIN	IN	G1	DELTA
		CLIN	IN	G1x	45378
		CLIN	OUT	G1	45378
		CLIN	OUT	G1	DELTA
C 8	45383	ADMIN	IN	G2	DELTA
		ADMIN	IN	G2x	45378
		ADMIN	OUT	G2	45378
		CLIN	IN	G1	DELTA
		CLIN	IN	G1x	45378
		CLIN	OUT	G1	45378
		CLIN	OUT	G1	DELTA
C 8	45384	ADMIN	IN	G2	DELTA
		ADMIN	IN	G2x	45378
		ADMIN	OUT	G2	45378
		CLIN	IN	G1	DELTA
		CLIN	IN	G1x	45378
		CLIN	OUT	G1	45378
		CLIN	OUT	G1	DELTA
C 8	45385	ADMIN	IN	G2	DELTA
		ADMIN	IN	G2x	45378
		ADMIN	OUT	G2	45378
		CLIN	IN	G1	DELTA
		CLIN	IN	G1x	45378
		CLIN	OUT	G1	45378
		CLIN	OUT	G1	DELTA
C 8	45500	ADMIN	OUT	G2	46260
		ADMIN	OUT	G2x	46260
		CLIN	OUT	G0	46260
		CLIN	OUT	G1	46260
		CLIN	OUT	G1	DELTA
		CLIN	OUT	G1x	46260
		CLIN	OUT	G1x	46260
C 8	45505	ADMIN	OUT	G2	46260
		ADMIN	OUT	G2x	46260
		CLIN	OUT	G0	46260
		CLIN	OUT	G1	46260
		CLIN	OUT	G1	DELTA
		CLIN	OUT	G1x	46260
		CLIN	OUT	G1x	46260
C 8	45520	ADMIN	IN	G2	46221
		ADMIN	IN	G2x	46221
		CLIN	IN	G0	46221
		CLIN	IN	G1	46221
		CLIN	IN	G1	DELTA
		CLIN	IN	G1x	46221
		CLIN	IN	G1x	46221

Data Entry Log
CPEP 9

Data Entry Log
CPEP 10

Data Entry Log
CPEP 11

Data Entry Log
CPEP 12

Data Entry Log
CPEP 13

CPEP 8: General Surgery
Data Entry Log

CPEP	PROCCODE	CLINADM	SITE	TIMECAT	SERVREF
C 8	45540	ADMIN	OUT	G2	45110
		ADMIN	OUT	G2x	45110
		CLIN	OUT	G0	45110
		CLIN	OUT	G1	45110
		CLIN	OUT	G1	DELTA
		CLIN	OUT	G1x	45110
C 8	45541	ADMIN	OUT	G2	45110
		ADMIN	OUT	G2x	45110
		CLIN	OUT	G0	45110
		CLIN	OUT	G1	45110
		CLIN	OUT	G1	DELTA
		CLIN	OUT	G1x	45110
C 8	45550	ADMIN	OUT	G2	45110
		ADMIN	OUT	G2x	45110
		CLIN	OUT	G0	45110
		CLIN	OUT	G1	45110
		CLIN	OUT	G1	DELTA
		CLIN	OUT	G1x	45110
C 8	45560	ADMIN	OUT	G2	46221
		ADMIN	OUT	G2	DELTA
		ADMIN	OUT	G2x	46221
		ADMIN	OUT	G2x	DELTA
		CLIN	OUT	G0	46221
		CLIN	OUT	G1	DELTA
		CLIN	OUT	G1x	46221
		CLIN	OUT	G1x	DELTA
C 8	45562	ADMIN	OUT	G2	46260
		ADMIN	OUT	G2x	46260
		CLIN	OUT	G0	46260
		CLIN	OUT	G1	46260
		CLIN	OUT	G1	DELTA
		CLIN	OUT	G1x	46260
C 8	45563	ADMIN	OUT	G2	45110
		ADMIN	OUT	G2x	45110
		CLIN	OUT	G0	45110
		CLIN	OUT	G1	45110
		CLIN	OUT	G1	DELTA
		CLIN	OUT	G1x	45110
C 8	45800	ADMIN	OUT	G2	46260
		ADMIN	OUT	G2x	46260
		CLIN	OUT	G0	46260
		CLIN	OUT	G1	46260
		CLIN	OUT	G1	DELTA
		CLIN	OUT	G1x	46260
C 8	45805	ADMIN	OUT	G2	45110
		ADMIN	OUT	G2x	45110
		CLIN	OUT	G0	45110
		CLIN	OUT	G1	45110
		CLIN	OUT	G1	DELTA
		CLIN	OUT	G1x	45110
C 8	45820	ADMIN	OUT	G2	46260
		ADMIN	OUT	G2x	46260
		CLIN	OUT	G0	46260
		CLIN	OUT	G1	46260
		CLIN	OUT	G1	DELTA
		CLIN	OUT	G1x	46260

CPEP 8: General Surgery
Data Entry Log

CPEP	PROCCODE	CLINADM	SITE	TIMECAT	SERVREF
C 8	45825	ADMIN	OUT	G2	45110
		ADMIN	OUT	G2x	45110
		CLIN	OUT	G0	45110
		CLIN	OUT	G1	45110
		CLIN	OUT	G1	DELTA
		CLIN	OUT	G1x	45110
C 8	45900	ADMIN	OUT	G2	46221
		ADMIN	OUT	G2	DELTA
		CLIN	OUT	G0	46221
		CLIN	OUT	G1	DELTA
C 8	45905	ADMIN	IN	G2	46221
		ADMIN	IN	G2x	46221
		ADMIN	OUT	G2	46221
		ADMIN	OUT	G2	DELTA
		CLIN	IN	G0	46221
		CLIN	IN	G1	46221
		CLIN	IN	G1	DELTA
		CLIN	IN	G1x	46221
		CLIN	OUT	G0	46221
CLIN	OUT	G1	DELTA		
C 8	45910	ADMIN	IN	G2	46221
		ADMIN	IN	G2x	46221
		ADMIN	OUT	G2	46221
		ADMIN	OUT	G2	DELTA
		CLIN	IN	G0	46221
		CLIN	IN	G1	46221
		CLIN	IN	G1	DELTA
		CLIN	IN	G1x	46221
		CLIN	OUT	G0	46221
CLIN	OUT	G1	DELTA		
C 8	45915	ADMIN	IN	G2	46221
		ADMIN	IN	G2x	46221
		ADMIN	OUT	G2	46221
		ADMIN	OUT	G2	DELTA
		CLIN	IN	G0	46221
		CLIN	IN	G1	46221
		CLIN	IN	G1	DELTA
		CLIN	IN	G1x	46221
		CLIN	OUT	G0	46221
CLIN	OUT	G1	DELTA		
C 8	46030	ADMIN	IN	G2	46221
		ADMIN	IN	G2x	46221
		ADMIN	OUT	G2	46221
		ADMIN	OUT	G2	DELTA
		ADMIN	OUT	G2x	46221
		CLIN	IN	G0	46221
		CLIN	IN	G1	46221
		CLIN	IN	G1	DELTA
		CLIN	IN	G1x	46221
		CLIN	OUT	G0	46221
CLIN	OUT	G1	DELTA		
CLIN	OUT	G1x	46221		
C 8	46040	ADMIN	IN	G2	46260
		ADMIN	IN	G2x	46260
		ADMIN	OUT	G2	46260
		ADMIN	OUT	G2x	46260
		CLIN	IN	G0	46260
		CLIN	IN	G1	DELTA
		CLIN	IN	G1x	46260
		CLIN	OUT	G0	46260
		CLIN	OUT	G1	46260
		CLIN	OUT	G1	DELTA
CLIN	OUT	G1x	46260		

Data Entry Log
CPEP 9

Data Entry Log
CPEP 10

Data Entry Log
CPEP 11

Data Entry Log
CPEP 12

Data Entry Log
CPEP 13

CPEP 8: General Surgery
Data Entry Log

CPEP	PROCCODE	CLINADM	SITE	TIMECAT	SERVREF
C 8	46045	ADMIN	OUT	G2	46260
		ADMIN	OUT	G2x	46260
		CLIN	OUT	G0	46260
		CLIN	OUT	G1	46260
		CLIN	OUT	G1	DELTA
		CLIN	OUT	G1x	46260
C 8	46050	ADMIN	IN	G2	46221
		ADMIN	IN	G2x	46221
		ADMIN	OUT	G2	46221
		ADMIN	OUT	G2	DELTA
		ADMIN	OUT	G2x	46221
		CLIN	IN	G0	46221
		CLIN	IN	G1	46221
		CLIN	IN	G1	DELTA
		CLIN	IN	G1x	46221
		CLIN	OUT	G0	46221
		CLIN	OUT	G1	DELTA
		CLIN	OUT	G1x	46221
C 8	46060	ADMIN	OUT	G2	46260
		ADMIN	OUT	G2x	46260
		CLIN	OUT	G0	46260
		CLIN	OUT	G1	46260
		CLIN	OUT	G1	DELTA
		CLIN	OUT	G1x	46260
C 8	46070	ADMIN	OUT	G2	46221
		ADMIN	OUT	G2	DELTA
		ADMIN	OUT	G2x	46221
		ADMIN	OUT	G2x	DELTA
		CLIN	OUT	G0	46221
		CLIN	OUT	G1	DELTA
		CLIN	OUT	G1x	46221
		CLIN	OUT	G1x	DELTA
C 8	46080	ADMIN	IN	G2	46221
		ADMIN	IN	G2x	46221
		ADMIN	OUT	G2	46221
		ADMIN	OUT	G2	DELTA
		ADMIN	OUT	G2x	46221
		CLIN	IN	G0	46221
		CLIN	IN	G1	46221
		CLIN	IN	G1	DELTA
		CLIN	IN	G1x	46221
		CLIN	OUT	G0	46221
		CLIN	OUT	G1	DELTA
		CLIN	OUT	G1x	46221
C 8	46083	ADMIN	IN	G2	46221
		ADMIN	IN	G2x	46221
		ADMIN	OUT	G2	46221
		ADMIN	OUT	G2	DELTA
		ADMIN	OUT	G2x	46221
		CLIN	IN	G0	46221
		CLIN	IN	G1	46221
		CLIN	IN	G1	DELTA
		CLIN	IN	G1x	46221
		CLIN	OUT	G0	46221
		CLIN	OUT	G1	DELTA
		CLIN	OUT	G1x	46221
C 8	46200	ADMIN	IN	G2	46260
		ADMIN	IN	G2x	46260
		ADMIN	OUT	G2	46260
		ADMIN	OUT	G2x	46260

CPEP 8: General Surgery
Data Entry Log

CPEP	PROCCODE	CLINADM	SITE	TIMECAT	SERVREF
		CLIN	IN	G0	46260
		CLIN	IN	G1	DELTA
		CLIN	IN	G1x	46260
		CLIN	OUT	G0	46260
		CLIN	OUT	G1	46260
		CLIN	OUT	G1	DELTA
		CLIN	OUT	G1x	46260
C 8	46210	ADMIN	IN	G2	46221
		ADMIN	IN	G2x	46221
		ADMIN	IN	G2x	DELTA
		ADMIN	OUT	G2	46221
		ADMIN	OUT	G2	DELTA
		ADMIN	OUT	G2x	46221
		ADMIN	OUT	G2x	DELTA
		CLIN	IN	G0	46221
		CLIN	IN	G1	46221
		CLIN	IN	G1	DELTA
		CLIN	IN	G1x	46221
		CLIN	IN	G1x	DELTA
		CLIN	OUT	G0	46221
		CLIN	OUT	G1	DELTA
		CLIN	OUT	G1x	46221
		CLIN	OUT	G1x	DELTA
C 8	46211	ADMIN	IN	G2	46221
		ADMIN	IN	G2x	46221
		ADMIN	IN	G2x	DELTA
		ADMIN	OUT	G2	46221
		ADMIN	OUT	G2	DELTA
		ADMIN	OUT	G2x	46221
		ADMIN	OUT	G2x	DELTA
		CLIN	IN	G0	46221
		CLIN	IN	G1	46221
		CLIN	IN	G1	DELTA
		CLIN	IN	G1x	46221
		CLIN	IN	G1x	DELTA
		CLIN	OUT	G0	46221
		CLIN	OUT	G1	DELTA
		CLIN	OUT	G1x	46221
		CLIN	OUT	G1x	DELTA
C 8	46230	ADMIN	IN	G2	46221
		ADMIN	IN	G2x	46221
		ADMIN	OUT	G2	46221
		ADMIN	OUT	G2	DELTA
		ADMIN	OUT	G2x	46221
		CLIN	IN	G0	46221
		CLIN	IN	G1	46221
		CLIN	IN	G1	DELTA
		CLIN	IN	G1x	46221
		CLIN	OUT	G0	46221
		CLIN	OUT	G1	DELTA
		CLIN	OUT	G1x	46221
C 8	46250	ADMIN	IN	G2	46260
		ADMIN	IN	G2x	46260
		ADMIN	OUT	G2	46260
		ADMIN	OUT	G2x	46260
		CLIN	IN	G0	46260
		CLIN	IN	G1	DELTA
		CLIN	IN	G1x	46260
		CLIN	OUT	G0	46260
		CLIN	OUT	G1	46260
		CLIN	OUT	G1	DELTA
		CLIN	OUT	G1x	46260

Data Entry Log
CPEP 9

Data Entry Log
CPEP 10

Data Entry Log
CPEP 11

Data Entry Log
CPEP 12

Data Entry Log
CPEP 13

CPEP 8: General Surgery
Data Entry Log

CPEP	PROCCODE	CLINADM	SITE	TIMECAT	SERVREF
C 8	46255	ADMIN	IN	G2	46260
		ADMIN	IN	G2x	46260
		ADMIN	OUT	G2	46260
		ADMIN	OUT	G2x	46260
		CLIN	IN	G0	46260
		CLIN	IN	G1	DELTA
		CLIN	IN	G1x	46260
		CLIN	OUT	G0	46260
		CLIN	OUT	G1	46260
		CLIN	OUT	G1x	46260
		C 8	46257	ADMIN	OUT
ADMIN	OUT			G2x	46260
CLIN	OUT			G0	46260
CLIN	OUT			G1	46260
CLIN	OUT			G1x	46260
C 8	46258	ADMIN	OUT	G2	46260
		ADMIN	OUT	G2x	46260
		CLIN	OUT	G0	46260
		CLIN	OUT	G1	46260
		CLIN	OUT	G1	DELTA
		CLIN	OUT	G1x	46260
C 8	46261	ADMIN	OUT	G2	46260
		ADMIN	OUT	G2x	46260
		CLIN	OUT	G0	46260
		CLIN	OUT	G1	46260
		CLIN	OUT	G1x	46260
C 8	46262	ADMIN	OUT	G2	46260
		ADMIN	OUT	G2x	46260
		CLIN	OUT	G0	46260
		CLIN	OUT	G1	46260
		CLIN	OUT	G1	DELTA
		CLIN	OUT	G1x	46260
C 8	46270	ADMIN	IN	G2	46260
		ADMIN	IN	G2x	46260
		ADMIN	OUT	G2	46260
		ADMIN	OUT	G2x	46260
		CLIN	IN	G0	46260
		CLIN	IN	G1	DELTA
		CLIN	IN	G1x	46260
		CLIN	OUT	G0	46260
		CLIN	OUT	G1	46260
		CLIN	OUT	G1	DELTA
		CLIN	OUT	G1x	46260
C 8	46275	ADMIN	IN	G2	46260
		ADMIN	IN	G2x	46260
		ADMIN	OUT	G2	46260
		ADMIN	OUT	G2x	46260
		CLIN	IN	G0	46260
		CLIN	IN	G1	DELTA
		CLIN	IN	G1x	46260
		CLIN	OUT	G0	46260
		CLIN	OUT	G1	46260
		CLIN	OUT	G1	DELTA
		CLIN	OUT	G1x	46260
C 8	46280	ADMIN	OUT	G2	46260
		ADMIN	OUT	G2x	46260
		CLIN	OUT	G0	46260
		CLIN	OUT	G1	46260
		CLIN	OUT	G1	DELTA
CLIN	OUT	G1x	46260		

CPEP 8: General Surgery
Data Entry Log

CPEP	PROCCODE	CLINADM	SITE	TIMECAT	SERVREF
C 8	46285	ADMIN	IN	G2	46260
		ADMIN	IN	G2x	46260
		ADMIN	OUT	G2	46260
		ADMIN	OUT	G2x	46260
		CLIN	IN	G0	46260
		CLIN	IN	G1	DELTA
		CLIN	IN	G1x	46260
		CLIN	OUT	G0	46260
		CLIN	OUT	G1	46260
		CLIN	OUT	G1	DELTA
		CLIN	OUT	G1x	46260
C 8	46288	ADMIN	OUT	G2	46260
		ADMIN	OUT	G2x	46260
		CLIN	OUT	G0	46260
		CLIN	OUT	G1	46260
		CLIN	OUT	G1	DELTA
		CLIN	OUT	G1x	46260
C 8	46320	ADMIN	IN	G2	46221
		ADMIN	IN	G2x	46221
		ADMIN	OUT	G2	46221
		ADMIN	OUT	G2	DELTA
		ADMIN	OUT	G2x	46221
		CLIN	IN	G0	46221
		CLIN	IN	G1	46221
		CLIN	IN	G1	DELTA
		CLIN	IN	G1x	46221
		CLIN	OUT	G0	46221
		CLIN	OUT	G1	DELTA
CLIN	OUT	G1x	46221		
C 8	46500	ADMIN	IN	G2	46221
		ADMIN	IN	G2x	46221
		CLIN	IN	G0	46221
		CLIN	IN	G1	46221
		CLIN	IN	G1	DELTA
		CLIN	IN	G1x	46221
C 8	46700	ADMIN	OUT	G2	46260
		ADMIN	OUT	G2x	46260
		CLIN	OUT	G0	46260
		CLIN	OUT	G1	46260
		CLIN	OUT	G1	DELTA
		CLIN	OUT	G1x	46260
C 8	46705	ADMIN	OUT	G2	46260
		ADMIN	OUT	G2x	46260
		CLIN	OUT	G0	46260
		CLIN	OUT	G1	46260
		CLIN	OUT	G1	DELTA
		CLIN	OUT	G1x	46260
C 8	46715	ADMIN	OUT	G2	46260
		ADMIN	OUT	G2x	46260
		CLIN	OUT	G0	46260
		CLIN	OUT	G1	46260
		CLIN	OUT	G1	DELTA
		CLIN	OUT	G1x	46260
C 8	46716	ADMIN	OUT	G2	46260
		ADMIN	OUT	G2x	46260
		CLIN	OUT	G0	46260
		CLIN	OUT	G1	46260
		CLIN	OUT	G1	DELTA
		CLIN	OUT	G1x	46260

Data Entry Log
 CPEP 9
 Data Entry Log
 CPEP 10
 Data Entry Log
 CPEP 11
 Data Entry Log
 CPEP 12
 Data Entry Log
 CPEP 13

CPEP 8: General Surgery
Data Entry Log

CPEP	PROCCODE	CLINADM	SITE	TIMECAT	SERVREF
C 8	46730	ADMIN	OUT	G2	45110
		ADMIN	OUT	G2x	45110
		CLIN	OUT	G0	45110
		CLIN	OUT	G1	45110
		CLIN	OUT	G1	DELTA
		CLIN	OUT	G1x	45110
C 8	46735	ADMIN	OUT	G2	45110
		ADMIN	OUT	G2x	45110
		CLIN	OUT	G0	45110
		CLIN	OUT	G1	45110
		CLIN	OUT	G1	DELTA
		CLIN	OUT	G1x	45110
C 8	46740	ADMIN	OUT	G2	46260
		ADMIN	OUT	G2x	46260
		CLIN	OUT	G0	46260
		CLIN	OUT	G1	46260
		CLIN	OUT	G1	DELTA
		CLIN	OUT	G1x	46260
C 8	46742	ADMIN	OUT	G2	45110
		ADMIN	OUT	G2x	45110
		CLIN	OUT	G0	45110
		CLIN	OUT	G1	45110
		CLIN	OUT	G1	DELTA
		CLIN	OUT	G1x	45110
C 8	46744	ADMIN	OUT	G2	45110
		ADMIN	OUT	G2x	45110
		CLIN	OUT	G0	45110
		CLIN	OUT	G1	45110
		CLIN	OUT	G1	DELTA
		CLIN	OUT	G1x	45110
C 8	46746	ADMIN	OUT	G2	45110
		ADMIN	OUT	G2x	45110
		CLIN	OUT	G0	45110
		CLIN	OUT	G1	45110
		CLIN	OUT	G1	DELTA
		CLIN	OUT	G1x	45110
C 8	46748	ADMIN	OUT	G2	45110
		ADMIN	OUT	G2x	45110
		CLIN	OUT	G0	45110
		CLIN	OUT	G1	45110
		CLIN	OUT	G1	DELTA
		CLIN	OUT	G1x	45110
C 8	46750	ADMIN	OUT	G2	46260
		ADMIN	OUT	G2x	46260
		CLIN	OUT	G0	46260
		CLIN	OUT	G1	46260
		CLIN	OUT	G1	DELTA
		CLIN	OUT	G1x	46260
C 8	46751	ADMIN	OUT	G2	46260
		ADMIN	OUT	G2x	46260
		CLIN	OUT	G0	46260
		CLIN	OUT	G1	46260
		CLIN	OUT	G1	DELTA
		CLIN	OUT	G1x	46260
C 8	46753	ADMIN	OUT	G2	46260
		ADMIN	OUT	G2x	46260
		CLIN	OUT	G0	46260
		CLIN	OUT	G1	46260
		CLIN	OUT	G1	DELTA
		CLIN	OUT	G1x	46260

CPEP 8: General Surgery
Data Entry Log

CPEP	PROCCODE	CLINADM	SITE	TIMECAT	SERVREF
C 8	46754	ADMIN	IN	G2	46260
		ADMIN	IN	G2x	46260
		ADMIN	OUT	G2	46260
		ADMIN	OUT	G2x	46260
		CLIN	IN	G0	46260
		CLIN	IN	G1	DELTA
		CLIN	IN	G1x	46260
		CLIN	OUT	G0	46260
		CLIN	OUT	G1	46260
		CLIN	OUT	G1	DELTA
		CLIN	OUT	G1x	46260
		C 8	46760	ADMIN	OUT
ADMIN	OUT			G2x	46260
CLIN	OUT			G0	46260
CLIN	OUT			G1	46260
CLIN	OUT			G1	DELTA
CLIN	OUT			G1x	46260
C 8	46761	ADMIN	OUT	G2	46260
		ADMIN	OUT	G2x	46260
		CLIN	OUT	G0	46260
		CLIN	OUT	G1	46260
		CLIN	OUT	G1	DELTA
		CLIN	OUT	G1x	46260
C 8	46762	ADMIN	OUT	G2	46260
		ADMIN	OUT	G2x	46260
		CLIN	OUT	G0	46260
		CLIN	OUT	G1	46260
		CLIN	OUT	G1	DELTA
		CLIN	OUT	G1x	46260
C 8	46900	ADMIN	IN	G2	46221
		ADMIN	IN	G2x	46221
		CLIN	IN	G0	46221
		CLIN	IN	G1	46221
		CLIN	IN	G1	DELTA
		CLIN	IN	G1x	46221
C 8	46910	ADMIN	IN	G2	46221
		ADMIN	IN	G2x	46221
		ADMIN	OUT	G2	46221
		ADMIN	OUT	G2	DELTA
		ADMIN	OUT	G2x	46221
		CLIN	IN	G0	46221
		CLIN	IN	G1	46221
		CLIN	IN	G1	DELTA
		CLIN	IN	G1x	46221
		CLIN	OUT	G0	46221
		CLIN	OUT	G1	DELTA
		CLIN	OUT	G1x	46221
C 8	46916	ADMIN	IN	G2	46221
		ADMIN	IN	G2x	46221
		ADMIN	OUT	G2	46221
		ADMIN	OUT	G2	DELTA
		ADMIN	OUT	G2x	46221
		CLIN	IN	G0	46221
		CLIN	IN	G1	46221
		CLIN	IN	G1x	46221
		CLIN	OUT	G0	46221
		CLIN	OUT	G1	DELTA
		CLIN	OUT	G1x	46221

Data Entry Log
CPEP 9

Data Entry Log
CPEP 10

Data Entry Log
CPEP 11

Data Entry Log
CPEP 12

Data Entry Log
CPEP 13

CPEP 8: General Surgery
Data Entry Log

CPEP	PROCCODE	CLINADM	SITE	TIMECAT	SERVREF		
C 8	46917	ADMIN	IN	G2	46221		
		ADMIN	IN	G2x	46221		
		ADMIN	OUT	G2	46221		
		ADMIN	OUT	G2	DELTA		
		ADMIN	OUT	G2x	46221		
		CLIN	IN	G0	46221		
		CLIN	IN	G1	46221		
		CLIN	IN	G1	DELTA		
		CLIN	IN	G1x	46221		
		CLIN	OUT	G0	46221		
		CLIN	OUT	G1	DELTA		
		CLIN	OUT	G1x	46221		
		C 8	46922	ADMIN	IN	G2	46221
				ADMIN	IN	G2x	46221
ADMIN	OUT			G2	46221		
ADMIN	OUT			G2	DELTA		
ADMIN	OUT			G2x	46221		
CLIN	IN			G0	46221		
CLIN	IN			G1	46221		
CLIN	IN			G1	DELTA		
CLIN	IN			G1x	46221		
CLIN	OUT			G0	46221		
CLIN	OUT			G1	DELTA		
CLIN	OUT			G1x	46221		
C 8	46924			ADMIN	IN	G2	46221
				ADMIN	IN	G2x	46221
		ADMIN	OUT	G2	46221		
		ADMIN	OUT	G2	DELTA		
		ADMIN	OUT	G2x	46221		
		CLIN	IN	G0	46221		
		CLIN	IN	G1	46221		
		CLIN	IN	G1	DELTA		
		CLIN	IN	G1x	46221		
		CLIN	OUT	G0	46221		
		CLIN	OUT	G1	DELTA		
		CLIN	OUT	G1x	46221		
		C 8	46934	ADMIN	IN	G2	46221
				ADMIN	IN	G2x	46221
ADMIN	IN			G2x	DELTA		
ADMIN	OUT			G2	46221		
ADMIN	OUT			G2	DELTA		
ADMIN	OUT			G2x	46221		
ADMIN	OUT			G2x	DELTA		
CLIN	IN			G0	46221		
CLIN	IN			G1	46221		
CLIN	IN			G1	DELTA		
CLIN	IN			G1x	46221		
CLIN	IN			G1x	DELTA		
CLIN	OUT			G0	46221		
CLIN	OUT			G1	DELTA		
CLIN	OUT	G1x	46221				
CLIN	OUT	G1x	DELTA				
C 8	46935	ADMIN	IN	G2	46221		
		ADMIN	IN	G2x	46221		
		CLIN	IN	G0	46221		
		CLIN	IN	G1	46221		
		CLIN	IN	G1	DELTA		
		CLIN	IN	G1x	46221		
C 8	46936	ADMIN	IN	G2	46221		
		ADMIN	IN	G2x	46221		
		ADMIN	IN	G2x	DELTA		
		ADMIN	OUT	G2	46221		
		ADMIN	OUT	G2	DELTA		
		ADMIN	OUT	G2x	46221		
		ADMIN	OUT	G2x	DELTA		

CPEP 8: General Surgery
Data Entry Log

CPEP	PROCCODE	CLINADM	SITE	TIMECAT	SERVREF
		CLIN	IN	G0	46221
		CLIN	IN	G1	46221
		CLIN	IN	G1	DELTA
		CLIN	IN	G1x	46221
		CLIN	IN	G1x	DELTA
		CLIN	OUT	G0	46221
		CLIN	OUT	G1	DELTA
		CLIN	OUT	G1x	46221
		CLIN	OUT	G1x	DELTA
C 8	46937	ADMIN	IN	G2	46221
		ADMIN	IN	G2x	46221
		ADMIN	OUT	G2	46221
		ADMIN	OUT	G2	DELTA
		ADMIN	OUT	G2x	46221
		CLIN	IN	G0	46221
		CLIN	IN	G1	46221
		CLIN	IN	G1	DELTA
		CLIN	IN	G1x	46221
		CLIN	OUT	G0	46221
		CLIN	OUT	G1	DELTA
		CLIN	OUT	G1x	46221
C 8	46938	ADMIN	IN	G2	46221
		ADMIN	IN	G2x	46221
		ADMIN	IN	G2x	DELTA
		ADMIN	OUT	G2	46221
		ADMIN	OUT	G2	DELTA
		ADMIN	OUT	G2x	46221
		ADMIN	OUT	G2x	DELTA
		CLIN	IN	G0	46221
		CLIN	IN	G1	46221
		CLIN	IN	G1	DELTA
		CLIN	IN	G1x	46221
		CLIN	IN	G1x	DELTA
		CLIN	OUT	G0	46221
		CLIN	OUT	G1	DELTA
		CLIN	OUT	G1x	46221
		CLIN	OUT	G1x	DELTA
C 8	46940	ADMIN	IN	G2	46221
		ADMIN	IN	G2x	46221
		CLIN	IN	G0	46221
		CLIN	IN	G1	46221
		CLIN	IN	G1x	46221
C 8	46942	ADMIN	IN	G2	46221
		ADMIN	IN	G2x	46221
		CLIN	IN	G0	46221
		CLIN	IN	G1	46221
		CLIN	IN	G1x	46221
C 8	46945	ADMIN	IN	G2	46221
		ADMIN	IN	G2x	46221
		ADMIN	IN	G2x	DELTA
		ADMIN	OUT	G2	46221
		ADMIN	OUT	G2	DELTA
		ADMIN	OUT	G2x	46221
		ADMIN	OUT	G2x	DELTA
		CLIN	IN	G0	46221
		CLIN	IN	G1	46221
		CLIN	IN	G1	DELTA
		CLIN	IN	G1x	46221
		CLIN	IN	G1x	DELTA
		CLIN	OUT	G0	46221
		CLIN	OUT	G1	DELTA
		CLIN	OUT	G1x	46221
		CLIN	OUT	G1x	DELTA

Data Entry Log
CPEP 9

Data Entry Log
CPEP 10

Data Entry Log
CPEP 11

Data Entry Log
CPEP 12

Data Entry Log
CPEP 13

CPEP 8: General Surgery
Data Entry Log

CPEP	PROCCODE	CLINADM	SITE	TIMECAT	SERVREF
C 8	46946	ADMIN	IN	G2	46221
		ADMIN	IN	G2x	46221
		ADMIN	IN	G2x	DELTA
		ADMIN	OUT	G2	46221
		ADMIN	OUT	G2	DELTA
		ADMIN	OUT	G2x	46221
		ADMIN	OUT	G2x	DELTA
		CLIN	IN	G0	46221
		CLIN	IN	G1	46221
		CLIN	IN	G1x	46221
		CLIN	IN	G1x	DELTA
		CLIN	OUT	G0	46221
		CLIN	OUT	G1	DELTA
		CLIN	OUT	G1x	46221
		CLIN	OUT	G1x	DELTA
C 8	47001	CLIN	OUT	G1	DELTA
C 8	47010	ADMIN	OUT	G2	47780
		ADMIN	OUT	G2x	47780
		CLIN	OUT	G0	47780
		CLIN	OUT	G1	47780
		CLIN	OUT	G1	DELTA
		CLIN	OUT	G1x	47780
		CLIN	OUT	G1x	DELTA
C 8	47015	ADMIN	OUT	G2	47780
		ADMIN	OUT	G2x	47780
		CLIN	OUT	G0	47780
		CLIN	OUT	G1	47780
		CLIN	OUT	G1	DELTA
		CLIN	OUT	G1x	47780
		CLIN	OUT	G1x	DELTA
C 8	47100	ADMIN	OUT	G2	47780
		ADMIN	OUT	G2x	47780
		CLIN	OUT	G0	47780
		CLIN	OUT	G1	47780
		CLIN	OUT	G1	DELTA
		CLIN	OUT	G1x	47780
		CLIN	OUT	G1x	DELTA
C 8	47120	ADMIN	OUT	G2	48150
		ADMIN	OUT	G2x	48150
		CLIN	OUT	G0	48150
		CLIN	OUT	G1	48150
		CLIN	OUT	G1	DELTA
		CLIN	OUT	G1x	48150
C 8	47122	ADMIN	OUT	G2	48150
		ADMIN	OUT	G2x	48150
		CLIN	OUT	G0	48150
		CLIN	OUT	G1	48150
		CLIN	OUT	G1	DELTA
		CLIN	OUT	G1x	48150
C 8	47125	ADMIN	OUT	G2	48150
		ADMIN	OUT	G2x	48150
		CLIN	OUT	G0	48150
		CLIN	OUT	G1	48150
		CLIN	OUT	G1	DELTA
		CLIN	OUT	G1x	48150
C 8	47130	ADMIN	OUT	G2	48150
		ADMIN	OUT	G2x	48150
		CLIN	OUT	G0	48150
		CLIN	OUT	G1	48150
		CLIN	OUT	G1	DELTA
		CLIN	OUT	G1x	48150

CPEP 8: General Surgery
Data Entry Log

CPEP	PROCCODE	CLINADM	SITE	TIMECAT	SERVREF
C 8	47134	ADMIN	OUT	G2	48150
		ADMIN	OUT	G2x	48150
		CLIN	OUT	G1	DELTA
C 8	47135	ADMIN	OUT	G2	50360
		ADMIN	OUT	G2x	50360
		CLIN	OUT	G0	50360
		CLIN	OUT	G1	50360
		CLIN	OUT	G1	DELTA
		CLIN	OUT	G1x	50360
C 8	47136	ADMIN	OUT	G2	50360
		ADMIN	OUT	G2x	50360
		CLIN	OUT	G0	50360
		CLIN	OUT	G1	50360
		CLIN	OUT	G1	DELTA
		CLIN	OUT	G1x	50360
C 8	47300	ADMIN	OUT	G2	47780
		ADMIN	OUT	G2x	47780
		CLIN	OUT	G0	47780
		CLIN	OUT	G1	47780
		CLIN	OUT	G1	DELTA
		CLIN	OUT	G1x	47780
		CLIN	OUT	G1x	DELTA
		CLIN	OUT	G1x	DELTA
C 8	47350	ADMIN	OUT	G2	47780
		ADMIN	OUT	G2x	47780
		CLIN	OUT	G0	47780
		CLIN	OUT	G1	47780
		CLIN	OUT	G1	DELTA
		CLIN	OUT	G1x	47780
		CLIN	OUT	G1x	DELTA
		CLIN	OUT	G1x	DELTA
C 8	47355	ADMIN	OUT	G2	47780
		ADMIN	OUT	G2x	47780
		CLIN	OUT	G0	47780
		CLIN	OUT	G1	47780
		CLIN	OUT	G1	DELTA
		CLIN	OUT	G1x	47780
		CLIN	OUT	G1x	DELTA
		CLIN	OUT	G1x	DELTA
C 8	47360	ADMIN	OUT	G2	47780
		ADMIN	OUT	G2x	47780
		CLIN	OUT	G0	47780
		CLIN	OUT	G1	47780
		CLIN	OUT	G1	DELTA
		CLIN	OUT	G1x	47780
		CLIN	OUT	G1x	DELTA
		CLIN	OUT	G1x	DELTA
C 8	47400	ADMIN	OUT	G2	47780
		ADMIN	OUT	G2x	47780
		CLIN	OUT	G0	47780
		CLIN	OUT	G1	47780
		CLIN	OUT	G1	DELTA
		CLIN	OUT	G1x	47780
		CLIN	OUT	G1x	DELTA
		CLIN	OUT	G1x	DELTA
C 8	47420	ADMIN	OUT	G2	47780
		ADMIN	OUT	G2x	47780
		CLIN	OUT	G0	47780
		CLIN	OUT	G1	47780
		CLIN	OUT	G1	DELTA
		CLIN	OUT	G1x	47780
		CLIN	OUT	G1x	DELTA
		CLIN	OUT	G1x	DELTA

Data Entry Log
CPEP 9

Data Entry Log
CPEP 10

Data Entry Log
CPEP 11

Data Entry Log
CPEP 12

Data Entry Log
CPEP 13

CPEP 8: General Surgery
Data Entry Log

CPEP	PROCCODE	CLINADM	SITE	TIMECAT	SERVREF
C 8	47425	ADMIN	OUT	G2	47780
		ADMIN	OUT	G2x	47780
		CLIN	OUT	G0	47780
		CLIN	OUT	G1	47780
		CLIN	OUT	G1	DELTA
		CLIN	OUT	G1x	47780
		CLIN	OUT	G1x	DELTA
C 8	47460	ADMIN	OUT	G2	47780
		ADMIN	OUT	G2x	47780
		CLIN	OUT	G0	47780
		CLIN	OUT	G1	47780
		CLIN	OUT	G1	DELTA
		CLIN	OUT	G1x	47780
		CLIN	OUT	G1x	DELTA
C 8	47480	ADMIN	OUT	G2	47780
		ADMIN	OUT	G2x	47780
		CLIN	OUT	G0	47780
		CLIN	OUT	G1	47780
		CLIN	OUT	G1	DELTA
		CLIN	OUT	G1x	47780
		CLIN	OUT	G1x	DELTA
C 8	47490	ADMIN	OUT	G2	47780
		ADMIN	OUT	G2x	47780
		CLIN	OUT	G0	47780
		CLIN	OUT	G1	47780
		CLIN	OUT	G1	DELTA
		CLIN	OUT	G1x	47780
		CLIN	OUT	G1x	DELTA
C 8	47525	ADMIN	OUT	G2	43760
		ADMIN	OUT	G2x	43610
		CLIN	OUT	G0	DELTA
		CLIN	OUT	G1	43760
		CLIN	OUT	G1	DELTA
		CLIN	OUT	G1x	43610
		CLIN	OUT	G1x	43610
C 8	47530	ADMIN	OUT	G2	43760
		ADMIN	OUT	G2x	43610
		CLIN	OUT	G0	DELTA
		CLIN	OUT	G1	43760
		CLIN	OUT	G1	DELTA
		CLIN	OUT	G1x	43610
		CLIN	OUT	G1x	43610
C 8	47550	CLIN	OUT	G1	DELTA
C 8	47600	ADMIN	OUT	G2	47610
		ADMIN	OUT	G2x	47610
		CLIN	OUT	G0	47610
		CLIN	OUT	G1	47610
		CLIN	OUT	G1	DELTA
		CLIN	OUT	G1x	47610
C 8	47605	ADMIN	OUT	G2	47610
		ADMIN	OUT	G2x	47610
		CLIN	OUT	G0	47610
		CLIN	OUT	G1	47610
		CLIN	OUT	G1	DELTA
		CLIN	OUT	G1x	47610
C 8	47612	ADMIN	OUT	G2	47610
		ADMIN	OUT	G2x	47610
		CLIN	OUT	G0	47610
		CLIN	OUT	G1	47610
		CLIN	OUT	G1	DELTA
		CLIN	OUT	G1x	47610

CPEP 8: General Surgery
Data Entry Log

CPEP	PROCCODE	CLINADM	SITE	TIMECAT	SERVREF
C 8	47620	ADMIN	OUT	G2	47610
		ADMIN	OUT	G2x	47610
		CLIN	OUT	G0	47610
		CLIN	OUT	G1	47610
		CLIN	OUT	G1	DELTA
		CLIN	OUT	G1x	47610
C 8	47700	ADMIN	OUT	G2	47780
		ADMIN	OUT	G2x	47780
		CLIN	OUT	G0	47780
		CLIN	OUT	G1	47780
		CLIN	OUT	G1	DELTA
		CLIN	OUT	G1x	47780
C 8	47701	ADMIN	OUT	G2	47780
		ADMIN	OUT	G2x	47780
		CLIN	OUT	G0	47780
		CLIN	OUT	G1	47780
		CLIN	OUT	G1	DELTA
		CLIN	OUT	G1x	47780
C 8	47711	ADMIN	OUT	G2	47780
		ADMIN	OUT	G2x	47780
		CLIN	OUT	G0	47780
		CLIN	OUT	G1	47780
		CLIN	OUT	G1	DELTA
		CLIN	OUT	G1x	47780
C 8	47712	ADMIN	OUT	G2	47780
		ADMIN	OUT	G2x	47780
		CLIN	OUT	G0	47780
		CLIN	OUT	G1	47780
		CLIN	OUT	G1	DELTA
		CLIN	OUT	G1x	47780
C 8	47715	ADMIN	OUT	G2	47780
		ADMIN	OUT	G2x	47780
		CLIN	OUT	G0	47780
		CLIN	OUT	G1	47780
		CLIN	OUT	G1	DELTA
		CLIN	OUT	G1x	47780
C 8	47716	ADMIN	OUT	G2	47780
		ADMIN	OUT	G2x	47780
		CLIN	OUT	G0	47780
		CLIN	OUT	G1	47780
		CLIN	OUT	G1	DELTA
		CLIN	OUT	G1x	47780
C 8	47720	ADMIN	OUT	G2	47780
		ADMIN	OUT	G2x	47780
		CLIN	OUT	G0	47780
		CLIN	OUT	G1	47780
		CLIN	OUT	G1	DELTA
		CLIN	OUT	G1x	47780
C 8	47721	ADMIN	OUT	G2	47780
		ADMIN	OUT	G2x	47780
		CLIN	OUT	G0	47780
		CLIN	OUT	G1	47780
		CLIN	OUT	G1	DELTA
		CLIN	OUT	G1x	47780

Data Entry Log
CPEP 9

Data Entry Log
CPEP 10

Data Entry Log
CPEP 11

Data Entry Log
CPEP 12

Data Entry Log
CPEP 13

CPEP 8: General Surgery
Data Entry Log

CPEP	PROCCODE	CLINADM	SITE	TIMECAT	SERVREF
C 8	47740	ADMIN	OUT	G2	47780
		ADMIN	OUT	G2x	47780
		CLIN	OUT	G0	47780
		CLIN	OUT	G1	47780
		CLIN	OUT	G1	DELTA
		CLIN	OUT	G1x	47780
C 8	47741	ADMIN	OUT	G2	47780
		ADMIN	OUT	G2x	47780
		CLIN	OUT	G0	47780
		CLIN	OUT	G1	47780
		CLIN	OUT	G1	DELTA
		CLIN	OUT	G1x	47780
C 8	47760	ADMIN	OUT	G2	47780
		ADMIN	OUT	G2x	47780
		CLIN	OUT	G0	47780
		CLIN	OUT	G1	47780
		CLIN	OUT	G1	DELTA
		CLIN	OUT	G1x	47780
C 8	47765	ADMIN	OUT	G2	47780
		ADMIN	OUT	G2x	47780
		CLIN	OUT	G0	47780
		CLIN	OUT	G1	47780
		CLIN	OUT	G1	DELTA
		CLIN	OUT	G1x	47780
C 8	47785	ADMIN	OUT	G2	47780
		ADMIN	OUT	G2x	47780
		CLIN	OUT	G0	47780
		CLIN	OUT	G1	47780
		CLIN	OUT	G1	DELTA
		CLIN	OUT	G1x	47780
C 8	47800	ADMIN	OUT	G2	47780
		ADMIN	OUT	G2x	47780
		CLIN	OUT	G0	47780
		CLIN	OUT	G1	47780
		CLIN	OUT	G1	DELTA
		CLIN	OUT	G1x	47780
C 8	47801	ADMIN	OUT	G2	47780
		ADMIN	OUT	G2x	47780
		CLIN	OUT	G0	47780
		CLIN	OUT	G1	47780
		CLIN	OUT	G1	DELTA
		CLIN	OUT	G1x	47780
C 8	47802	ADMIN	OUT	G2	47780
		ADMIN	OUT	G2x	47780
		CLIN	OUT	G0	47780
		CLIN	OUT	G1	47780
		CLIN	OUT	G1	DELTA
		CLIN	OUT	G1x	47780
C 8	47900	ADMIN	OUT	G2	47780
		ADMIN	OUT	G2x	47780
		CLIN	OUT	G0	47780
		CLIN	OUT	G1	47780
		CLIN	OUT	G1	DELTA
		CLIN	OUT	G1x	47780
C 8	48000	ADMIN	OUT	G2	48140
		ADMIN	OUT	G2x	48140
		CLIN	OUT	G0	48140
		CLIN	OUT	G1	48140
		CLIN	OUT	G1	DELTA
		CLIN	OUT	G1x	48140
		CLIN	OUT	G1x	DELTA

CPEP 8: General Surgery
Data Entry Log

CPEP	PROCCODE	CLINADM	SITE	TIMECAT	SERVREF
C 8	48001	ADMIN	OUT	G2	48140
		ADMIN	OUT	G2x	48140
		CLIN	OUT	G0	48140
		CLIN	OUT	G1	48140
		CLIN	OUT	G1	DELTA
		CLIN	OUT	G1x	48140
		CLIN	OUT	G1x	DELTA
C 8	48005	ADMIN	OUT	G2	48140
		ADMIN	OUT	G2x	48140
		CLIN	OUT	G0	48140
		CLIN	OUT	G1	48140
		CLIN	OUT	G1	DELTA
		CLIN	OUT	G1x	48140
		CLIN	OUT	G1x	DELTA
C 8	48020	ADMIN	OUT	G2	48140
		ADMIN	OUT	G2x	48140
		CLIN	OUT	G0	48140
		CLIN	OUT	G1	48140
		CLIN	OUT	G1	DELTA
		CLIN	OUT	G1x	48140
		CLIN	OUT	G1x	DELTA
C 8	48100	ADMIN	OUT	G2	48140
		ADMIN	OUT	G2x	48140
		CLIN	OUT	G0	48140
		CLIN	OUT	G1	48140
		CLIN	OUT	G1	DELTA
		CLIN	OUT	G1x	48140
C 8	48102	ADMIN	OUT	G2	47000
		ADMIN	OUT	G2x	19120
		CLIN	OUT	G1	47000
		CLIN	OUT	G1	DELTA
		CLIN	OUT	G1x	DELTA
C 8	48120	ADMIN	OUT	G2	48140
		ADMIN	OUT	G2x	48140
		CLIN	OUT	G0	48140
		CLIN	OUT	G1	48140
		CLIN	OUT	G1	DELTA
		CLIN	OUT	G1x	48140
C 8	48145	ADMIN	OUT	G2	48140
		ADMIN	OUT	G2x	48140
		CLIN	OUT	G0	48140
		CLIN	OUT	G1	48140
		CLIN	OUT	G1	DELTA
		CLIN	OUT	G1x	48140
C 8	48146	ADMIN	OUT	G2	48150
		ADMIN	OUT	G2x	48150
		CLIN	OUT	G0	48150
		CLIN	OUT	G1	48150
		CLIN	OUT	G1	DELTA
		CLIN	OUT	G1x	48150
C 8	48148	ADMIN	OUT	G2	48140
		ADMIN	OUT	G2x	48140
		CLIN	OUT	G0	48140
		CLIN	OUT	G1	48140
		CLIN	OUT	G1	DELTA
		CLIN	OUT	G1x	48140

Data Entry Log
CPEP 9

Data Entry Log
CPEP 10

Data Entry Log
CPEP 11

Data Entry Log
CPEP 12

Data Entry Log
CPEP 13

CPEP 8: General Surgery
Data Entry Log

CPEP	PROCCODE	CLINADM	SITE	TIMECAT	SERVREF		
C 8	48152	ADMIN	OUT	G2	48150		
		ADMIN	OUT	G2x	48150		
		CLIN	OUT	G0	48150		
		CLIN	OUT	G1	48150		
		CLIN	OUT	G1x	48150		
C 8	48153	ADMIN	OUT	G2	48150		
		ADMIN	OUT	G2x	48150		
		CLIN	OUT	G0	48150		
		CLIN	OUT	G1	48150		
		CLIN	OUT	G1x	48150		
C 8	48154	ADMIN	OUT	G2	48150		
		ADMIN	OUT	G2x	48150		
		CLIN	OUT	G0	48150		
		CLIN	OUT	G1	48150		
		CLIN	OUT	G1x	48150		
C 8	48155	ADMIN	OUT	G2	48150		
		ADMIN	OUT	G2x	48150		
		CLIN	OUT	G0	48150		
		CLIN	OUT	G1	48150		
		CLIN	OUT	G1	DELTA		
C 8	48180	ADMIN	OUT	G2	48140		
		ADMIN	OUT	G2x	48140		
		CLIN	OUT	G0	48140		
		CLIN	OUT	G1	48140		
		CLIN	OUT	G1	DELTA		
C 8	48140	CLIN	OUT	G1x	48140		
		CLIN	OUT	G1x	DELTA		
		C 8	48400	CLIN	OUT	G1	DELTA
		C 8	48500	ADMIN	OUT	G2	48140
				ADMIN	OUT	G2x	48140
CLIN	OUT			G0	48140		
CLIN	OUT			G1	48140		
CLIN	OUT			G1	DELTA		
C 8	48510	CLIN	OUT	G1x	48140		
		CLIN	OUT	G1x	DELTA		
		C 8	48520	ADMIN	OUT	G2	48140
				ADMIN	OUT	G2x	48140
				CLIN	OUT	G0	48140
CLIN	OUT			G1	48140		
CLIN	OUT			G1	DELTA		
C 8	48540	CLIN	OUT	G1x	48140		
		CLIN	OUT	G1x	DELTA		
		C 8	48540	ADMIN	OUT	G2	48140
				ADMIN	OUT	G2x	48140
				CLIN	OUT	G0	48140
CLIN	OUT			G1	48140		
CLIN	OUT			G1	DELTA		
C 8	48540	CLIN	OUT	G1x	48140		
		CLIN	OUT	G1x	DELTA		

CPEP 8: General Surgery
Data Entry Log

CPEP	PROCCODE	CLINADM	SITE	TIMECAT	SERVREF
C 8	48545	ADMIN	OUT	G2	48140
		ADMIN	OUT	G2x	48140
		CLIN	OUT	G0	48140
		CLIN	OUT	G1	48140
		CLIN	OUT	G1	DELTA
		CLIN	OUT	G1x	48140
		CLIN	OUT	G1x	DELTA
C 8	48547	ADMIN	OUT	G2	48140
		ADMIN	OUT	G2x	48140
		CLIN	OUT	G0	48140
		CLIN	OUT	G1	48140
		CLIN	OUT	G1	DELTA
		CLIN	OUT	G1x	48140
		CLIN	OUT	G1x	DELTA
C 8	48554	ADMIN	OUT	G2	50360
		ADMIN	OUT	G2x	50360
		CLIN	OUT	G1	DELTA
C 8	48556	ADMIN	OUT	G2	48140
		ADMIN	OUT	G2x	48140
		CLIN	OUT	G0	48140
		CLIN	OUT	G1	48140
		CLIN	OUT	G1	DELTA
		CLIN	OUT	G1x	48140
C 8	49000	ADMIN	OUT	G2	44950
		ADMIN	OUT	G2x	44950
		CLIN	OUT	G0	DELTA
		CLIN	OUT	G1	44950
		CLIN	OUT	G1	DELTA
		CLIN	OUT	G1x	44950
C 8	49002	ADMIN	OUT	G2	44950
		ADMIN	OUT	G2x	44950
		CLIN	OUT	G0	DELTA
		CLIN	OUT	G1	44950
		CLIN	OUT	G1	DELTA
		CLIN	OUT	G1x	44950
C 8	49010	ADMIN	OUT	G2	44950
		ADMIN	OUT	G2x	44950
		CLIN	OUT	G0	DELTA
		CLIN	OUT	G1	44950
		CLIN	OUT	G1	DELTA
		CLIN	OUT	G1x	44950
C 8	49020	ADMIN	OUT	G2	44950
		ADMIN	OUT	G2x	44950
		CLIN	OUT	G0	DELTA
		CLIN	OUT	G1	44950
		CLIN	OUT	G1	DELTA
		CLIN	OUT	G1x	44950
C 8	49040	ADMIN	OUT	G2	44950
		ADMIN	OUT	G2x	44950
		CLIN	OUT	G0	DELTA
		CLIN	OUT	G1	44950
		CLIN	OUT	G1	DELTA
		CLIN	OUT	G1x	44950
C 8	49060	ADMIN	OUT	G2	44950
		ADMIN	OUT	G2x	44950
		CLIN	OUT	G0	DELTA
		CLIN	OUT	G1	44950
		CLIN	OUT	G1	DELTA
		CLIN	OUT	G1x	44950

Data Entry Log
CPEP 9

Data Entry Log
CPEP 10

Data Entry Log
CPEP 11

Data Entry Log
CPEP 12

Data Entry Log
CPEP 13

CPEP 8: General Surgery
Data Entry Log

CPEP	PROCCODE	CLINADM	SITE	TIMECAT	SERVREF
C 8	49080	ADMIN	IN	G2x	32020
		ADMIN	OUT	G2	32020
		CLIN	IN	G1	DELTA
		CLIN	IN	G1x	32020
		CLIN	OUT	G1	32020
		CLIN	OUT	G1	DELTA
C 8	49081	ADMIN	IN	G2x	32020
		ADMIN	OUT	G2	32020
		CLIN	IN	G1	DELTA
		CLIN	IN	G1x	32020
		CLIN	OUT	G1	32020
		CLIN	OUT	G1	DELTA
C 8	49085	ADMIN	OUT	G2	44950
		ADMIN	OUT	G2x	44950
		CLIN	OUT	G1	44950
		CLIN	OUT	G1	DELTA
		CLIN	OUT	G1x	44950
C 8	49180	ADMIN	OUT	G2	47000
		CLIN	OUT	G1	47000
		CLIN	OUT	G1	DELTA
C 8	49200	ADMIN	OUT	G2	44950
		ADMIN	OUT	G2x	44950
		CLIN	OUT	G0	DELTA
		CLIN	OUT	G1	44950
		CLIN	OUT	G1	DELTA
		CLIN	OUT	G1x	44950
C 8	49201	ADMIN	OUT	G2	44950
		ADMIN	OUT	G2x	44950
		CLIN	OUT	G0	DELTA
		CLIN	OUT	G1	44950
		CLIN	OUT	G1	DELTA
		CLIN	OUT	G1x	44950
C 8	49220	ADMIN	OUT	G2	44950
		ADMIN	OUT	G2x	44950
		CLIN	OUT	G0	DELTA
		CLIN	OUT	G1	44950
		CLIN	OUT	G1	DELTA
		CLIN	OUT	G1x	44950
C 8	49250	ADMIN	OUT	G2	49505
		ADMIN	OUT	G2	DELTA
		ADMIN	OUT	G2x	49505
		CLIN	OUT	G0	49505
		CLIN	OUT	G1	49505
		CLIN	OUT	G1	DELTA
C 8	49255	ADMIN	OUT	G2	44950
		ADMIN	OUT	G2x	44950
		CLIN	OUT	G0	DELTA
		CLIN	OUT	G1	44950
		CLIN	OUT	G1	DELTA
		CLIN	OUT	G1x	44950
C 8	49400	ADMIN	OUT	G2	32020
		CLIN	OUT	G1	32020
		CLIN	OUT	G1	DELTA
C 8	49420	ADMIN	OUT	G2	44950
		ADMIN	OUT	G2x	44950
		CLIN	OUT	G0	DELTA
		CLIN	OUT	G1	44950
		CLIN	OUT	G1	DELTA
		CLIN	OUT	G1x	44950

CPEP 8: General Surgery
Data Entry Log

CPEP	PROCCODE	CLINADM	SITE	TIMECAT	SERVREF
C 8	49421	ADMIN	OUT	G2	44950
		ADMIN	OUT	G2x	44950
		CLIN	OUT	G0	DELTA
		CLIN	OUT	G1	44950
		CLIN	OUT	G1	DELTA
		CLIN	OUT	G1x	44950
C 8	49422	ADMIN	OUT	G2	44950
		ADMIN	OUT	G2x	44950
		CLIN	OUT	G0	DELTA
		CLIN	OUT	G1	44950
		CLIN	OUT	G1	DELTA
		CLIN	OUT	G1x	44950
C 8	49425	ADMIN	OUT	G2	44950
		ADMIN	OUT	G2x	44950
		CLIN	OUT	G0	DELTA
		CLIN	OUT	G1	44950
		CLIN	OUT	G1	DELTA
		CLIN	OUT	G1x	44950
C 8	49426	ADMIN	OUT	G2	44950
		ADMIN	OUT	G2x	44950
		CLIN	OUT	G0	DELTA
		CLIN	OUT	G1	44950
		CLIN	OUT	G1	DELTA
		CLIN	OUT	G1x	44950
C 8	49427	ADMIN	OUT	G2	32020
		CLIN	OUT	G1	32020
		CLIN	OUT	G1	DELTA
C 8	49495	ADMIN	OUT	G2	49505
		ADMIN	OUT	G2	DELTA
		ADMIN	OUT	G2x	49505
		CLIN	OUT	G0	49505
		CLIN	OUT	G1	49505
		CLIN	OUT	G1x	49505
C 8	49496	ADMIN	OUT	G2	49505
		ADMIN	OUT	G2	DELTA
		ADMIN	OUT	G2x	49505
		CLIN	OUT	G0	49505
		CLIN	OUT	G1	49505
		CLIN	OUT	G1	DELTA
C 8	49500	ADMIN	OUT	G2	49505
		ADMIN	OUT	G2	DELTA
		ADMIN	OUT	G2x	49505
		CLIN	OUT	G0	49505
		CLIN	OUT	G1	49505
		CLIN	OUT	G1x	49505
C 8	49501	ADMIN	OUT	G2	49505
		ADMIN	OUT	G2	DELTA
		ADMIN	OUT	G2x	49505
		CLIN	OUT	G0	49505
		CLIN	OUT	G1	49505
		CLIN	OUT	G1	DELTA
C 8	49507	ADMIN	OUT	G2	49505
		ADMIN	OUT	G2x	49505
		CLIN	OUT	G0	49505
		CLIN	OUT	G0	DELTA
		CLIN	OUT	G1	49505
		CLIN	OUT	G1	DELTA
C 8	49507	ADMIN	OUT	G2	49505
		ADMIN	OUT	G2x	49505
		CLIN	OUT	G0	49505
		CLIN	OUT	G0	DELTA
		CLIN	OUT	G1	49505
		CLIN	OUT	G1	DELTA
C 8	49507	ADMIN	OUT	G2	49505
		ADMIN	OUT	G2x	49505
		CLIN	OUT	G0	49505
		CLIN	OUT	G0	DELTA
		CLIN	OUT	G1	49505
		CLIN	OUT	G1	DELTA
C 8	49507	ADMIN	OUT	G2	49505
		ADMIN	OUT	G2x	49505
		CLIN	OUT	G0	49505
		CLIN	OUT	G0	DELTA
		CLIN	OUT	G1	49505
		CLIN	OUT	G1	DELTA

Data Entry Log
CPEP 9

Data Entry Log
CPEP 10

Data Entry Log
CPEP 11

Data Entry Log
CPEP 12

Data Entry Log
CPEP 13

CPEP 8: General Surgery
Data Entry Log

CPEP	PROCCODE	CLINADM	SITE	TIMECAT	SERVREF
C 8	49520	ADMIN	OUT	G2	49505
		ADMIN	OUT	G2x	49505
		CLIN	OUT	G0	49505
		CLIN	OUT	G1	49505
		CLIN	OUT	G1	DELTA
		CLIN	OUT	G1x	49505
C 8	49521	ADMIN	OUT	G2	49505
		ADMIN	OUT	G2x	49505
		CLIN	OUT	G0	49505
		CLIN	OUT	G0	DELTA
		CLIN	OUT	G1	49505
		CLIN	OUT	G1	DELTA
C 8	49525	ADMIN	OUT	G2	49505
		ADMIN	OUT	G2x	49505
		CLIN	OUT	G0	49505
		CLIN	OUT	G1	49505
		CLIN	OUT	G1	DELTA
		CLIN	OUT	G1x	49505
C 8	49540	ADMIN	OUT	G2	49505
		ADMIN	OUT	G2x	49505
		CLIN	OUT	G0	49505
		CLIN	OUT	G1	49505
		CLIN	OUT	G1	DELTA
		CLIN	OUT	G1x	49505
C 8	49550	ADMIN	OUT	G2	49505
		ADMIN	OUT	G2x	49505
		CLIN	OUT	G0	49505
		CLIN	OUT	G1	49505
		CLIN	OUT	G1x	49505
C 8	49553	ADMIN	OUT	G2	49505
		ADMIN	OUT	G2x	49505
		CLIN	OUT	G0	49505
		CLIN	OUT	G0	DELTA
		CLIN	OUT	G1	49505
		CLIN	OUT	G1	DELTA
C 8	49555	ADMIN	OUT	G2	49505
		ADMIN	OUT	G2x	49505
		CLIN	OUT	G0	49505
		CLIN	OUT	G1	49505
		CLIN	OUT	G1	DELTA
		CLIN	OUT	G1x	49505
C 8	49557	ADMIN	OUT	G2	49505
		ADMIN	OUT	G2x	49505
		CLIN	OUT	G0	49505
		CLIN	OUT	G0	DELTA
		CLIN	OUT	G1	49505
		CLIN	OUT	G1	DELTA
C 8	49560	ADMIN	OUT	G2	49505
		ADMIN	OUT	G2x	49505
		CLIN	OUT	G0	49505
		CLIN	OUT	G1	49505
		CLIN	OUT	G1	DELTA
		CLIN	OUT	G1x	49505

CPEP 8: General Surgery
Data Entry Log

CPEP	PROCCODE	CLINADM	SITE	TIMECAT	SERVREF
C 8	49561	ADMIN	OUT	G2	49505
		ADMIN	OUT	G2x	49505
		CLIN	OUT	G0	49505
		CLIN	OUT	G0	DELTA
		CLIN	OUT	G1	49505
		CLIN	OUT	G1	DELTA
		CLIN	OUT	G1x	49505
C 8	49565	ADMIN	OUT	G2	49505
		ADMIN	OUT	G2x	49505
		CLIN	OUT	G0	49505
		CLIN	OUT	G1	49505
		CLIN	OUT	G1	DELTA
		CLIN	OUT	G1x	49505
C 8	49566	ADMIN	OUT	G2	49505
		ADMIN	OUT	G2x	49505
		CLIN	OUT	G0	49505
		CLIN	OUT	G0	DELTA
		CLIN	OUT	G1	49505
		CLIN	OUT	G1	DELTA
		CLIN	OUT	G1x	49505
C 8	49568	CLIN	OUT	G1	DELTA
C 8	49570	ADMIN	OUT	G2	49505
		ADMIN	OUT	G2x	49505
		CLIN	OUT	G0	49505
		CLIN	OUT	G1	49505
		CLIN	OUT	G1x	49505
C 8	49572	ADMIN	OUT	G2	49505
		ADMIN	OUT	G2x	49505
		CLIN	OUT	G0	49505
		CLIN	OUT	G0	DELTA
		CLIN	OUT	G1	49505
		CLIN	OUT	G1	DELTA
		CLIN	OUT	G1x	49505
C 8	49580	ADMIN	OUT	G2	49505
		ADMIN	OUT	G2	DELTA
		ADMIN	OUT	G2x	49505
		CLIN	OUT	G0	49505
		CLIN	OUT	G1	49505
		CLIN	OUT	G1	DELTA
		CLIN	OUT	G1x	49505
C 8	49582	ADMIN	OUT	G2	49505
		ADMIN	OUT	G2	DELTA
		ADMIN	OUT	G2x	49505
		CLIN	OUT	G0	49505
		CLIN	OUT	G1	49505
		CLIN	OUT	G1	DELTA
		CLIN	OUT	G1x	49505
C 8	49585	ADMIN	OUT	G2	49505
		ADMIN	OUT	G2x	49505
		CLIN	OUT	G0	49505
		CLIN	OUT	G1	49505
		CLIN	OUT	G1x	49505
C 8	49587	ADMIN	OUT	G2	49505
		ADMIN	OUT	G2x	49505
		CLIN	OUT	G0	49505
		CLIN	OUT	G0	DELTA
		CLIN	OUT	G1	49505
		CLIN	OUT	G1	DELTA
		CLIN	OUT	G1x	49505

Data Entry Log
CPEP 9

Data Entry Log
CPEP 10

Data Entry Log
CPEP 11

Data Entry Log
CPEP 12

Data Entry Log
CPEP 13

CPEP 8: General Surgery
Data Entry Log

CPEP	PROCCODE	CLINADM	SITE	TIMECAT	SERVREF
C 8	49590	ADMIN	OUT	G2	49505
		ADMIN	OUT	G2x	49505
		CLIN	OUT	G0	49505
		CLIN	OUT	G1	49505
		CLIN	OUT	G1x	49505
C 8	49600	ADMIN	OUT	G2	49505
		ADMIN	OUT	G2	DELTA
		ADMIN	OUT	G2x	49505
		CLIN	OUT	G0	49505
		CLIN	OUT	G1	49505
		CLIN	OUT	G1	DELTA
C 8	49605	ADMIN	OUT	G2	44950
		ADMIN	OUT	G2x	44950
		CLIN	OUT	G0	DELTA
		CLIN	OUT	G1	44950
		CLIN	OUT	G1	DELTA
		CLIN	OUT	G1x	44950
C 8	49606	ADMIN	OUT	G2	49505
		ADMIN	OUT	G2	DELTA
		ADMIN	OUT	G2x	49505
		CLIN	OUT	G0	49505
		CLIN	OUT	G1	49505
		CLIN	OUT	G1	DELTA
C 8	49610	ADMIN	OUT	G2	49505
		ADMIN	OUT	G2	DELTA
		ADMIN	OUT	G2x	49505
		CLIN	OUT	G0	49505
		CLIN	OUT	G1	49505
		CLIN	OUT	G1	DELTA
C 8	49611	ADMIN	OUT	G2	44950
		ADMIN	OUT	G2x	44950
		CLIN	OUT	G0	DELTA
		CLIN	OUT	G1	44950
		CLIN	OUT	G1	DELTA
		CLIN	OUT	G1x	44950
C 8	49900	ADMIN	OUT	G2	44950
		ADMIN	OUT	G2x	44950
		CLIN	OUT	G0	DELTA
		CLIN	OUT	G1	44950
		CLIN	OUT	G1	DELTA
C 8	49905	CLIN	OUT	G1	DELTA
		CLIN	OUT	G1	DELTA
		CLIN	OUT	G1	DELTA
		CLIN	OUT	G1	DELTA
		CLIN	OUT	G1	DELTA
C 8	50365	ADMIN	OUT	G2	50360
		ADMIN	OUT	G2x	50360
		CLIN	OUT	G0	50360
		CLIN	OUT	G1	50360
		CLIN	OUT	G1	DELTA
C 8	50398	ADMIN	OUT	G2	43760
		CLIN	OUT	G1	43760
		CLIN	OUT	G1	DELTA
		CLIN	OUT	G1	DELTA
		CLIN	OUT	G1	DELTA
C 8	50688	ADMIN	OUT	G2	43760
		ADMIN	OUT	G2x	43610
		CLIN	OUT	G0	DELTA
		CLIN	OUT	G1	43760
		CLIN	OUT	G1	DELTA
C 8	50688	ADMIN	OUT	G2	43760
		ADMIN	OUT	G2x	43610
		CLIN	OUT	G0	DELTA
		CLIN	OUT	G1	43760
		CLIN	OUT	G1	DELTA

CPEP 8: General Surgery
Data Entry Log

CPEP	PROCCODE	CLINADM	SITE	TIMECAT	SERVREF
C 8	50845	ADMIN	OUT	G2	44950
		ADMIN	OUT	G2x	44950
		CLIN	OUT	G0	DELTA
		CLIN	OUT	G1	44950
		CLIN	OUT	G1	DELTA
		CLIN	OUT	G1x	44950
C 8	51500	ADMIN	OUT	G2	54520
		ADMIN	OUT	G2x	54520
		CLIN	OUT	G0	54520
		CLIN	OUT	G1	54520
		CLIN	OUT	G1	DELTA
		CLIN	OUT	G1x	54520
C 8	51705	ADMIN	IN	G2	43760
		ADMIN	IN	G2x	43610
		ADMIN	OUT	G2	43760
		ADMIN	OUT	G2x	43610
		CLIN	IN	G0	DELTA
		CLIN	IN	G1	43760
		CLIN	IN	G1	DELTA
		CLIN	IN	G1x	43610
		CLIN	OUT	G0	DELTA
		CLIN	OUT	G1	43760
		CLIN	OUT	G1	DELTA
		CLIN	OUT	G1x	43610
C 8	51710	ADMIN	IN	G2	43760
		ADMIN	IN	G2x	43610
		ADMIN	OUT	G2	43760
		ADMIN	OUT	G2x	43610
		CLIN	IN	G0	DELTA
		CLIN	IN	G1	43760
		CLIN	IN	G1	DELTA
		CLIN	IN	G1x	43610
		CLIN	OUT	G0	DELTA
		CLIN	OUT	G1	43760
		CLIN	OUT	G1	DELTA
		CLIN	OUT	G1x	43610
C 8	54505	ADMIN	OUT	G2	54520
		ADMIN	OUT	G2x	54520
		CLIN	OUT	G0	54520
		CLIN	OUT	G1	54520
		CLIN	OUT	G1	DELTA
		CLIN	OUT	G1x	54520
C 8	54510	ADMIN	OUT	G2	54520
		ADMIN	OUT	G2x	54520
		CLIN	OUT	G0	54520
		CLIN	OUT	G1	54520
		CLIN	OUT	G1	DELTA
		CLIN	OUT	G1x	54520
C 8	54530	ADMIN	OUT	G2	54520
		ADMIN	OUT	G2x	54520
		CLIN	OUT	G0	54520
		CLIN	OUT	G1	54520
		CLIN	OUT	G1	DELTA
		CLIN	OUT	G1x	54520
C 8	54550	ADMIN	OUT	G2	54520
		ADMIN	OUT	G2x	54520
		CLIN	OUT	G0	54520
		CLIN	OUT	G1	54520
		CLIN	OUT	G1	DELTA
		CLIN	OUT	G1x	54520

Data Entry Log
CPEP 9

Data Entry Log
CPEP 10

Data Entry Log
CPEP 11

Data Entry Log
CPEP 12

Data Entry Log
CPEP 13

CPEP 8: General Surgery
Data Entry Log

CPEP	PROCCODE	CLINADM	SITE	TIMECAT	SERVREF		
C 8	54600	ADMIN	OUT	G2	54520		
		ADMIN	OUT	G2x	54520		
		CLIN	OUT	G0	54520		
		CLIN	OUT	G1	54520		
		CLIN	OUT	G1	DELTA		
		CLIN	OUT	G1x	54520		
C 8	54620	ADMIN	OUT	G2	54520		
		ADMIN	OUT	G2x	54520		
		CLIN	OUT	G0	54520		
		CLIN	OUT	G1	54520		
		CLIN	OUT	G1	DELTA		
		CLIN	OUT	G1x	54520		
C 8	54640	ADMIN	OUT	G2	54520		
		ADMIN	OUT	G2x	54520		
		CLIN	OUT	G0	54520		
		CLIN	OUT	G1	54520		
		CLIN	OUT	G1	DELTA		
		CLIN	OUT	G1x	54520		
C 8	54660	ADMIN	OUT	G2	54520		
		ADMIN	OUT	G2x	54520		
		CLIN	OUT	G0	54520		
		CLIN	OUT	G1	54520		
		CLIN	OUT	G1	DELTA		
		CLIN	OUT	G1x	54520		
C 8	54670	ADMIN	OUT	G2	54520		
		ADMIN	OUT	G2x	54520		
		CLIN	OUT	G0	54520		
		CLIN	OUT	G1	54520		
		CLIN	OUT	G1	DELTA		
		CLIN	OUT	G1x	54520		
C 8	54680	ADMIN	OUT	G2	54520		
		ADMIN	OUT	G2x	54520		
		CLIN	OUT	G0	54520		
		CLIN	OUT	G1	54520		
		CLIN	OUT	G1	DELTA		
		CLIN	OUT	G1x	54520		
C 8	54700	ADMIN	IN	G2	54520		
		ADMIN	IN	G2x	54520		
		ADMIN	OUT	G2	54520		
		ADMIN	OUT	G2x	54520		
		CLIN	IN	G0	54520		
		CLIN	IN	G1	54520		
		CLIN	IN	G1	DELTA		
		CLIN	IN	G1x	54520		
		CLIN	OUT	G0	54520		
		CLIN	OUT	G1	54520		
		CLIN	OUT	G1	DELTA		
		CLIN	OUT	G1x	54520		
		C 8	54820	ADMIN	OUT	G2	54520
				ADMIN	OUT	G2x	54520
CLIN	OUT			G0	54520		
CLIN	OUT			G1	54520		
CLIN	OUT			G1x	54520		
C 8	54830	ADMIN	OUT	G2	54520		
		ADMIN	OUT	G2x	54520		
		CLIN	OUT	G0	54520		
		CLIN	OUT	G1	54520		
		CLIN	OUT	G1x	54520		

CPEP 8: General Surgery
Data Entry Log

CPEP	PROCCODE	CLINADM	SITE	TIMECAT	SERVREF
C 8	54840	ADMIN	OUT	G2	54520
		ADMIN	OUT	G2x	54520
		CLIN	OUT	G0	54520
		CLIN	OUT	G1	54520
		CLIN	OUT	G1	DELTA
		CLIN	OUT	G1x	54520
C 8	54860	ADMIN	OUT	G2	54520
		ADMIN	OUT	G2x	54520
		CLIN	OUT	G0	54520
		CLIN	OUT	G1	54520
		CLIN	OUT	G1	DELTA
		CLIN	OUT	G1x	54520
C 8	54861	ADMIN	OUT	G2	54520
		ADMIN	OUT	G2x	54520
		CLIN	OUT	G0	54520
		CLIN	OUT	G1	54520
		CLIN	OUT	G1	DELTA
		CLIN	OUT	G1x	54520
C 8	54900	ADMIN	OUT	G2	54520
		ADMIN	OUT	G2x	54520
		CLIN	OUT	G0	54520
		CLIN	OUT	G1	54520
		CLIN	OUT	G1	DELTA
		CLIN	OUT	G1x	54520
C 8	54901	ADMIN	OUT	G2	54520
		ADMIN	OUT	G2x	54520
		CLIN	OUT	G0	54520
		CLIN	OUT	G1	54520
		CLIN	OUT	G1	DELTA
		CLIN	OUT	G1x	54520
C 8	55040	ADMIN	OUT	G2	54520
		ADMIN	OUT	G2x	54520
		CLIN	OUT	G0	54520
		CLIN	OUT	G1	54520
		CLIN	OUT	G1	DELTA
		CLIN	OUT	G1x	54520
C 8	55041	ADMIN	OUT	G2	54520
		ADMIN	OUT	G2x	54520
		CLIN	OUT	G0	54520
		CLIN	OUT	G1	54520
		CLIN	OUT	G1	DELTA
		CLIN	OUT	G1x	54520
C 8	55060	ADMIN	OUT	G2	54520
		ADMIN	OUT	G2x	54520
		CLIN	OUT	G0	54520
		CLIN	OUT	G1	54520
		CLIN	OUT	G1	DELTA
		CLIN	OUT	G1x	54520
C 8	55100	ADMIN	IN	G2	54520
		ADMIN	IN	G2x	54520
		ADMIN	OUT	G2	54520
		ADMIN	OUT	G2x	54520
		CLIN	IN	G0	54520
		CLIN	IN	G1	54520
		CLIN	IN	G1	DELTA
		CLIN	IN	G1x	54520
		CLIN	OUT	G0	54520
		CLIN	OUT	G1	54520
		CLIN	OUT	G1	DELTA
		CLIN	OUT	G1x	54520

Data Entry Log
CPEP 9

Data Entry Log
CPEP 10

Data Entry Log
CPEP 11

Data Entry Log
CPEP 12

Data Entry Log
CPEP 13

CPEP 8: General Surgery
Data Entry Log

CPEP	PROCCODE	CLINADM	SITE	TIMECAT	SERVREF
C 8	55110	ADMIN	OUT	G2	54520
		ADMIN	OUT	G2x	54520
		CLIN	OUT	G0	54520
		CLIN	OUT	G1	54520
		CLIN	OUT	G1	DELTA
		CLIN	OUT	G1x	54520
C 8	55120	ADMIN	IN	G2	54520
		ADMIN	IN	G2x	54520
		ADMIN	OUT	G2	54520
		ADMIN	OUT	G2x	54520
		CLIN	IN	G0	54520
		CLIN	IN	G1	54520
		CLIN	IN	G1	DELTA
		CLIN	IN	G1x	54520
		CLIN	OUT	G0	54520
		CLIN	OUT	G1	54520
		CLIN	OUT	G1	DELTA
		CLIN	OUT	G1x	54520
C 8	55150	ADMIN	OUT	G2	54520
		ADMIN	OUT	G2x	54520
		CLIN	OUT	G0	54520
		CLIN	OUT	G1	54520
		CLIN	OUT	G1	DELTA
		CLIN	OUT	G1x	54520
C 8	55175	ADMIN	OUT	G2	54520
		ADMIN	OUT	G2x	54520
		CLIN	OUT	G0	54520
		CLIN	OUT	G1	54520
		CLIN	OUT	G1	DELTA
		CLIN	OUT	G1x	54520
C 8	55180	ADMIN	OUT	G2	54520
		ADMIN	OUT	G2x	54520
		CLIN	OUT	G0	54520
		CLIN	OUT	G1	54520
		CLIN	OUT	G1	DELTA
		CLIN	OUT	G1x	54520
C 8	55200	ADMIN	IN	G2	54520
		ADMIN	IN	G2x	54520
		ADMIN	OUT	G2	54520
		ADMIN	OUT	G2x	54520
		CLIN	IN	G0	54520
		CLIN	IN	G1	54520
		CLIN	IN	G1	DELTA
		CLIN	IN	G1x	54520
		CLIN	OUT	G0	54520
		CLIN	OUT	G1	54520
		CLIN	OUT	G1	DELTA
		CLIN	OUT	G1x	54520
C 8	55250	ADMIN	IN	G2	54520
		ADMIN	IN	G2x	54520
		ADMIN	OUT	G2	54520
		ADMIN	OUT	G2x	54520
		CLIN	IN	G0	54520
		CLIN	IN	G1	54520
		CLIN	IN	G1	DELTA
		CLIN	IN	G1x	54520
		CLIN	OUT	G0	54520
		CLIN	OUT	G1	54520
		CLIN	OUT	G1	DELTA
		CLIN	OUT	G1x	54520

CPEP 8: General Surgery
Data Entry Log

CPEP	PROCCODE	CLINADM	SITE	TIMECAT	SERVREF
C 8	55300	ADMIN	OUT	G2	54520
		ADMIN	OUT	G2x	54520
		CLIN	OUT	G0	54520
		CLIN	OUT	G1	54520
		CLIN	OUT	G1	DELTA
		CLIN	OUT	G1x	54520
C 8	55400	ADMIN	OUT	G2	54520
		ADMIN	OUT	G2x	54520
		CLIN	OUT	G0	54520
		CLIN	OUT	G1	54520
		CLIN	OUT	G1	DELTA
		CLIN	OUT	G1x	54520
C 8	55450	ADMIN	IN	G2	54520
		ADMIN	IN	G2x	54520
		ADMIN	OUT	G2	54520
		ADMIN	OUT	G2x	54520
		CLIN	IN	G0	54520
		CLIN	IN	G1	54520
		CLIN	IN	G1	DELTA
		CLIN	IN	G1x	54520
		CLIN	OUT	G0	54520
		CLIN	OUT	G1	54520
		CLIN	OUT	G1	DELTA
		CLIN	OUT	G1x	54520
C 8	55500	ADMIN	OUT	G2	54520
		ADMIN	OUT	G2x	54520
		CLIN	OUT	G0	54520
		CLIN	OUT	G1	54520
		CLIN	OUT	G1	DELTA
		CLIN	OUT	G1x	54520
C 8	55520	ADMIN	OUT	G2	54520
		ADMIN	OUT	G2x	54520
		CLIN	OUT	G0	54520
		CLIN	OUT	G1	54520
		CLIN	OUT	G1	DELTA
		CLIN	OUT	G1x	54520
C 8	55530	ADMIN	OUT	G2	54520
		ADMIN	OUT	G2x	54520
		CLIN	OUT	G0	54520
		CLIN	OUT	G1	54520
		CLIN	OUT	G1	DELTA
		CLIN	OUT	G1x	54520
C 8	55535	ADMIN	OUT	G2	54520
		ADMIN	OUT	G2x	54520
		CLIN	OUT	G0	54520
		CLIN	OUT	G1	54520
		CLIN	OUT	G1	DELTA
		CLIN	OUT	G1x	54520
C 8	55540	ADMIN	OUT	G2	54520
		ADMIN	OUT	G2x	54520
		CLIN	OUT	G0	54520
		CLIN	OUT	G1	54520
		CLIN	OUT	G1	DELTA
		CLIN	OUT	G1x	54520
C 8	55600	ADMIN	OUT	G2	54520
		ADMIN	OUT	G2x	54520
		CLIN	OUT	G0	54520
		CLIN	OUT	G1	54520
		CLIN	OUT	G1	DELTA
		CLIN	OUT	G1x	54520

Data Entry Log
CPEP 9

Data Entry Log
CPEP 10

Data Entry Log
CPEP 11

Data Entry Log
CPEP 12

Data Entry Log
CPEP 13

CPEP 8: General Surgery
Data Entry Log

CPEP	PROCCODE	CLINADM	SITE	TIMECAT	SERVREF
C 8	55605	ADMIN	OUT	G2	54520
		ADMIN	OUT	G2x	54520
		CLIN	OUT	G0	54520
		CLIN	OUT	G1	54520
		CLIN	OUT	G1	DELTA
		CLIN	OUT	G1x	54520
C 8	55650	ADMIN	OUT	G2	54520
		ADMIN	OUT	G2x	54520
		CLIN	OUT	G0	54520
		CLIN	OUT	G1	54520
		CLIN	OUT	G1	DELTA
		CLIN	OUT	G1x	54520
C 8	55680	ADMIN	OUT	G2	54520
		ADMIN	OUT	G2x	54520
		CLIN	OUT	G0	54520
		CLIN	OUT	G1	54520
		CLIN	OUT	G1	DELTA
		CLIN	OUT	G1x	54520
C 8	56301	ADMIN	OUT	G2	56300
		ADMIN	OUT	G2x	56300
		CLIN	OUT	G0	56300
		CLIN	OUT	G1	56300
		CLIN	OUT	G1	DELTA
		CLIN	OUT	G1x	56300
C 8	56302	ADMIN	OUT	G2	56300
		ADMIN	OUT	G2x	56300
		CLIN	OUT	G0	56300
		CLIN	OUT	G1	56300
		CLIN	OUT	G1	DELTA
		CLIN	OUT	G1x	56300
C 8	56304	ADMIN	OUT	G2	56300
		ADMIN	OUT	G2x	56300
		CLIN	OUT	G0	56300
		CLIN	OUT	G1	56300
		CLIN	OUT	G1	DELTA
		CLIN	OUT	G1x	56300
C 8	56305	ADMIN	OUT	G2	56300
		ADMIN	OUT	G2x	56300
		CLIN	OUT	G0	56300
		CLIN	OUT	G1	56300
		CLIN	OUT	G1	DELTA
		CLIN	OUT	G1x	56300
C 8	56306	ADMIN	OUT	G2	56300
		ADMIN	OUT	G2x	56300
		CLIN	OUT	G0	56300
		CLIN	OUT	G1	56300
		CLIN	OUT	G1	DELTA
		CLIN	OUT	G1x	56300
C 8	56311	ADMIN	OUT	G2	56341
		ADMIN	OUT	G2x	56341
		CLIN	OUT	G0	56341
		CLIN	OUT	G1	56341
		CLIN	OUT	G1	DELTA
		CLIN	OUT	G1x	56341
C 8	56312	ADMIN	OUT	G2	56341
		ADMIN	OUT	G2x	56341
		CLIN	OUT	G0	56341
		CLIN	OUT	G1	56341
		CLIN	OUT	G1	DELTA
		CLIN	OUT	G1x	56341
C 8	56313	ADMIN	OUT	G2	56341
		ADMIN	OUT	G2x	56341
		CLIN	OUT	G0	56341
		CLIN	OUT	G1	56341
		CLIN	OUT	G1	DELTA
		CLIN	OUT	G1x	56341

CPEP 8: General Surgery
Data Entry Log

CPEP	PROCCODE	CLINADM	SITE	TIMECAT	SERVREF
C 8	56315	ADMIN	OUT	G2	56341
		ADMIN	OUT	G2x	56341
		CLIN	OUT	G0	56341
		CLIN	OUT	G1	56341
		CLIN	OUT	G1	DELTA
		CLIN	OUT	G1x	56341
C 8	56316	ADMIN	OUT	G2	56341
		ADMIN	OUT	G2x	56341
		CLIN	OUT	G0	56341
		CLIN	OUT	G1	56341
		CLIN	OUT	G1	DELTA
		CLIN	OUT	G1x	56341
C 8	56317	ADMIN	OUT	G2	56341
		ADMIN	OUT	G2x	56341
		CLIN	OUT	G0	56341
		CLIN	OUT	G1	56341
		CLIN	OUT	G1	DELTA
		CLIN	OUT	G1x	56341
C 8	56320	ADMIN	OUT	G2	56341
		ADMIN	OUT	G2x	56341
		CLIN	OUT	G0	56341
		CLIN	OUT	G1	56341
		CLIN	OUT	G1	DELTA
		CLIN	OUT	G1x	56341
C 8	56322	ADMIN	OUT	G2	56341
		ADMIN	OUT	G2x	56341
		CLIN	OUT	G0	56341
		CLIN	OUT	G1	56341
		CLIN	OUT	G1	DELTA
		CLIN	OUT	G1x	56341
C 8	56323	ADMIN	OUT	G2	56341
		ADMIN	OUT	G2x	56341
		CLIN	OUT	G0	56341
		CLIN	OUT	G1	56341
		CLIN	OUT	G1	DELTA
		CLIN	OUT	G1x	56341
C 8	56324	ADMIN	OUT	G2	56341
		ADMIN	OUT	G2x	56341
		CLIN	OUT	G0	56341
		CLIN	OUT	G1	56341
		CLIN	OUT	G1	DELTA
		CLIN	OUT	G1x	56341
C 8	56340	ADMIN	OUT	G2	56341
		ADMIN	OUT	G2x	56341
		CLIN	OUT	G0	56341
		CLIN	OUT	G1	56341
		CLIN	OUT	G1	DELTA
		CLIN	OUT	G1x	56341
C 8	56342	ADMIN	OUT	G2	56341
		ADMIN	OUT	G2x	56341
		CLIN	OUT	G0	56341
		CLIN	OUT	G1	56341
		CLIN	OUT	G1	DELTA
		CLIN	OUT	G1x	56341
C 8	56360	ADMIN	OUT	G2	56300
		ADMIN	OUT	G2x	56300
		CLIN	OUT	G0	56300
		CLIN	OUT	G1	56300
		CLIN	OUT	G1	DELTA
		CLIN	OUT	G1x	56300

Data Entry Log
CPEP 9

Data Entry Log
CPEP 10

Data Entry Log
CPEP 11

Data Entry Log
CPEP 12

Data Entry Log
CPEP 13

CPEP 8: General Surgery
Data Entry Log

CPEP	PROCCODE	CLINADM	SITE	TIMECAT	SERVREF
C 8	56361	ADMIN	OUT	G2	56300
		ADMIN	OUT	G2x	56300
		CLIN	OUT	G0	56300
		CLIN	OUT	G1	56300
		CLIN	OUT	G1x	56300
C 8	56362	ADMIN	OUT	G2	56341
		ADMIN	OUT	G2x	56341
		CLIN	OUT	G0	56341
		CLIN	OUT	G1	56341
		CLIN	OUT	G1	DELTA
CLIN	OUT	G1x	56341		
C 8	56363	ADMIN	OUT	G2	56341
		ADMIN	OUT	G2x	56341
		CLIN	OUT	G0	56341
		CLIN	OUT	G1	56341
		CLIN	OUT	G1	DELTA
CLIN	OUT	G1x	56341		
C 8	57300	ADMIN	OUT	G2	46260
		ADMIN	OUT	G2x	46260
		CLIN	OUT	G0	46260
		CLIN	OUT	G1	46260
		CLIN	OUT	G1	DELTA
CLIN	OUT	G1x	46260		
C 8	57305	ADMIN	OUT	G2	46260
		ADMIN	OUT	G2x	46260
		CLIN	OUT	G0	46260
		CLIN	OUT	G1	46260
		CLIN	OUT	G1	DELTA
CLIN	OUT	G1x	46260		
C 8	57307	ADMIN	OUT	G2	46260
		ADMIN	OUT	G2x	46260
		CLIN	OUT	G0	46260
		CLIN	OUT	G1	46260
		CLIN	OUT	G1	DELTA
CLIN	OUT	G1x	46260		
C 8	59150	ADMIN	OUT	G2	56300
		ADMIN	OUT	G2x	56300
		ADMIN	OUT	G2x	DELTA
		CLIN	OUT	G0	56300
		CLIN	OUT	G1	56300
		CLIN	OUT	G1x	56300
CLIN	OUT	G1x	56341		
C 8	60001	ADMIN	IN	G2	47000
		ADMIN	IN	G2	DELTA
		CLIN	IN	G1	47000
		CLIN	IN	G1	DELTA
C 8	60100	ADMIN	IN	G2	47000
		ADMIN	OUT	G2	47000
		CLIN	IN	G1	47000
		CLIN	IN	G1	DELTA
		CLIN	OUT	G1	47000
		CLIN	OUT	G1	DELTA
C 8	60200	ADMIN	OUT	G2	60240
		ADMIN	OUT	G2x	60240
		CLIN	OUT	G0	60240
		CLIN	OUT	G1	60240
		CLIN	OUT	G1	DELTA
		CLIN	OUT	G1x	60240
CLIN	OUT	G1x	DELTA		

CPEP 8: General Surgery
Data Entry Log

CPEP	PROCCODE	CLINADM	SITE	TIMECAT	SERVREF
C 8	60210	ADMIN	OUT	G2	60240
		ADMIN	OUT	G2x	60240
		CLIN	OUT	G0	60240
		CLIN	OUT	G1	60240
		CLIN	OUT	G1	DELTA
		CLIN	OUT	G1x	60240
		CLIN	OUT	G1x	DELTA
C 8	60212	ADMIN	OUT	G2	60240
		ADMIN	OUT	G2x	60240
		CLIN	OUT	G0	60240
		CLIN	OUT	G1	60240
		CLIN	OUT	G1	DELTA
		CLIN	OUT	G1x	60240
		CLIN	OUT	G1x	DELTA
C 8	60220	ADMIN	OUT	G2	60240
		ADMIN	OUT	G2x	60240
		CLIN	OUT	G0	60240
		CLIN	OUT	G1	60240
		CLIN	OUT	G1	DELTA
		CLIN	OUT	G1x	60240
		CLIN	OUT	G1x	DELTA
C 8	60225	ADMIN	OUT	G2	60240
		ADMIN	OUT	G2x	60240
		CLIN	OUT	G0	60240
		CLIN	OUT	G1	60240
		CLIN	OUT	G1	DELTA
		CLIN	OUT	G1x	60240
		CLIN	OUT	G1x	DELTA
C 8	60252	ADMIN	OUT	G2	60240
		ADMIN	OUT	G2x	60240
		CLIN	OUT	G0	60240
		CLIN	OUT	G1	60240
		CLIN	OUT	G1	DELTA
		CLIN	OUT	G1x	60240
C 8	60254	ADMIN	OUT	G2	60240
		ADMIN	OUT	G2x	60240
		CLIN	OUT	G0	60240
		CLIN	OUT	G1	60240
		CLIN	OUT	G1	DELTA
		CLIN	OUT	G1x	60240
C 8	60260	ADMIN	OUT	G2	60240
		ADMIN	OUT	G2x	60240
		CLIN	OUT	G0	60240
		CLIN	OUT	G1	60240
		CLIN	OUT	G1	DELTA
		CLIN	OUT	G1x	60240
C 8	60270	ADMIN	OUT	G2	60240
		ADMIN	OUT	G2x	60240
		CLIN	OUT	G0	60240
		CLIN	OUT	G1	60240
		CLIN	OUT	G1	DELTA
		CLIN	OUT	G1x	60240
		CLIN	OUT	G1x	DELTA
C 8	60271	ADMIN	OUT	G2	60240
		ADMIN	OUT	G2x	60240
		CLIN	OUT	G0	60240
		CLIN	OUT	G1	60240
		CLIN	OUT	G1	DELTA
		CLIN	OUT	G1x	60240
		CLIN	OUT	G1x	DELTA

Data Entry Log CPEP 9
 Data Entry Log CPEP 10
 Data Entry Log CPEP 11
 Data Entry Log CPEP 12
 Data Entry Log CPEP 13

CPEP 8: General Surgery
Data Entry Log

CPEP	PROCCODE	CLINADM	SITE	TIMECAT	SERVREF
C 8	60280	ADMIN	OUT	G2	60240
		ADMIN	OUT	G2x	60240
		CLIN	OUT	G0	60240
		CLIN	OUT	G1	60240
		CLIN	OUT	G1	DELTA
		CLIN	OUT	G1x	60240
		CLIN	OUT	G1x	DELTA
C 8	60281	ADMIN	OUT	G2	60240
		ADMIN	OUT	G2x	60240
		CLIN	OUT	G0	60240
		CLIN	OUT	G1	60240
		CLIN	OUT	G1	DELTA
		CLIN	OUT	G1x	60240
		CLIN	OUT	G1x	DELTA
C 8	60500	ADMIN	OUT	G2	60240
		ADMIN	OUT	G2x	60240
		CLIN	OUT	G0	60240
		CLIN	OUT	G1	60240
		CLIN	OUT	G1	DELTA
		CLIN	OUT	G1x	60240
		CLIN	OUT	G1x	DELTA
C 8	60502	ADMIN	OUT	G2	60240
		ADMIN	OUT	G2x	60240
		CLIN	OUT	G0	60240
		CLIN	OUT	G1	60240
		CLIN	OUT	G1	DELTA
		CLIN	OUT	G1x	60240
		CLIN	OUT	G1x	DELTA
C 8	60505	ADMIN	OUT	G2	60240
		ADMIN	OUT	G2x	60240
		CLIN	OUT	G0	60240
		CLIN	OUT	G1	60240
		CLIN	OUT	G1	DELTA
		CLIN	OUT	G1x	60240
		CLIN	OUT	G1x	DELTA
C 8	60512	CLIN	OUT	G1	DELTA
C 8	60520	ADMIN	OUT	G2	60240
		ADMIN	OUT	G2x	60240
		CLIN	OUT	G0	60240
		CLIN	OUT	G1	60240
		CLIN	OUT	G1	DELTA
		CLIN	OUT	G1x	60240
C 8	60521	ADMIN	OUT	G2	60240
		ADMIN	OUT	G2x	60240
		CLIN	OUT	G0	60240
		CLIN	OUT	G1	60240
		CLIN	OUT	G1	DELTA
		CLIN	OUT	G1x	60240
C 8	60522	ADMIN	OUT	G2	60240
		ADMIN	OUT	G2x	60240
		CLIN	OUT	G0	60240
		CLIN	OUT	G1	60240
		CLIN	OUT	G1	DELTA
		CLIN	OUT	G1x	60240
C 8	60540	ADMIN	OUT	G2	60240
		ADMIN	OUT	G2x	60240
		CLIN	OUT	G0	60240
		CLIN	OUT	G1	60240
		CLIN	OUT	G1	DELTA
		CLIN	OUT	G1x	60240
		CLIN	OUT	G1x	DELTA

CPEP 8: General Surgery
Data Entry Log

CPEP	PROCCODE	CLINADM	SITE	TIMECAT	SERVREF
C 8	60545	ADMIN	OUT	G2	60240
		ADMIN	OUT	G2x	60240
		CLIN	OUT	G0	60240
		CLIN	OUT	G1	60240
		CLIN	OUT	G1	DELTA
		CLIN	OUT	G1x	60240
C 8	60600	ADMIN	OUT	G2	60240
		ADMIN	OUT	G2x	60240
		CLIN	OUT	G0	60240
		CLIN	OUT	G1	60240
		CLIN	OUT	G1	DELTA
		CLIN	OUT	G1x	60240
C 8	91122	ADMIN	IN	G2	46221
		ADMIN	IN	G2x	46221
		CLIN	IN	G0	46221
		CLIN	IN	G1	46221
		CLIN	IN	G1	DELTA
		CLIN	IN	G1x	46221
C 8	99201	ADMIN	IN	G2	99203
		CLIN	IN	G1	99203
		CLIN	IN	G1	DELTA
C 8	99202	ADMIN	IN	G2	99203
		CLIN	IN	G1	99203
		CLIN	IN	G1	DELTA
C 8	99204	ADMIN	IN	G2	99203
		CLIN	IN	G1	99203
		CLIN	IN	G1	DELTA
C 8	99205	ADMIN	IN	G2	99203
		CLIN	IN	G1	99203
		CLIN	IN	G1	DELTA
C 8	99211	ADMIN	IN	G2	99213
		CLIN	IN	G1	99213
		CLIN	IN	G1	DELTA
C 8	99212	ADMIN	IN	G2	99213
		CLIN	IN	G1	99213
		CLIN	IN	G1	DELTA
C 8	99214	ADMIN	IN	G2	99213
		CLIN	IN	G1	99213
		CLIN	IN	G1	DELTA
C 8	99215	ADMIN	IN	G2	99213
		CLIN	IN	G1	99213
		CLIN	IN	G1	DELTA
C 8	99217	ADMIN	OUT	G2	99232
		CLIN	OUT	G1	99232
C 8	99231	ADMIN	OUT	G2	99232
		CLIN	OUT	G1	99232
		CLIN	OUT	G1	DELTA
C 8	99233	ADMIN	OUT	G2	99232
		CLIN	OUT	G1	99232
		CLIN	OUT	G1	DELTA
C 8	99238	ADMIN	OUT	G2	99232
		CLIN	OUT	G1	99232

Data Entry Log
CPEP 9
Data Entry Log
CPEP 10
Data Entry Log
CPEP 11
Data Entry Log
CPEP 12
Data Entry Log
CPEP 13

CPEP 8: General Surgery
Data Entry Log

CPEP	PROCCODE	CLINADM	SITE	TIMECAT	SERVREF
C 8	99241	ADMIN	IN	G2	99243
		CLIN	IN	G1	99243
		CLIN	IN	G1	DELTA
C 8	99242	ADMIN	IN	G2	99243
		CLIN	IN	G1	99243
		CLIN	IN	G1	DELTA
C 8	99244	ADMIN	IN	G2	99243
		CLIN	IN	G1	99243
		CLIN	IN	G1	DELTA
C 8	99245	ADMIN	IN	G2	99243
		CLIN	IN	G1	99243
		CLIN	IN	G1	DELTA
C 8	99251	ADMIN	OUT	G2	99253
		CLIN	OUT	G1	99253
		CLIN	OUT	G1	DELTA
C 8	99252	ADMIN	OUT	G2	99253
		CLIN	OUT	G1	99253
		CLIN	OUT	G1	DELTA
C 8	99254	ADMIN	OUT	G2	99253
		CLIN	OUT	G1	99253
		CLIN	OUT	G1	DELTA
C 8	99255	ADMIN	OUT	G2	99253
		CLIN	OUT	G1	99253
		CLIN	OUT	G1	DELTA
C 8	99261	ADMIN	OUT	G2	99253
		CLIN	OUT	G1	99253
		CLIN	OUT	G1	DELTA
C 8	99262	ADMIN	OUT	G2	99253
		CLIN	OUT	G1	99253
		CLIN	OUT	G1	DELTA
C 8	99263	ADMIN	OUT	G2	99253
		CLIN	OUT	G1	99253
		CLIN	OUT	G1	DELTA
C 8	99271	ADMIN	IN	G2x	99253
		CLIN	IN	G1	DELTA
		CLIN	IN	G1x	99253
C 8	99272	ADMIN	IN	G2x	99253
		CLIN	IN	G1	DELTA
		CLIN	IN	G1x	99253
C 8	99273	ADMIN	IN	G2x	99253
		CLIN	IN	G1	DELTA
		CLIN	IN	G1x	99253
C 8	99274	ADMIN	IN	G2x	99253
		CLIN	IN	G1	DELTA
		CLIN	IN	G1x	99253
C 8	99275	ADMIN	IN	G2x	99253
		CLIN	IN	G1	DELTA
		CLIN	IN	G1x	99253
C 8	99354	ADMIN	IN	G2	99213
		CLIN	IN	G1	99213
		CLIN	IN	G1	DELTA

CPEP 8: General Surgery
Data Entry Log

CPEP	PROCCODE	CLINADM	SITE	TIMECAT	SERVREF
C 8	99355	ADMIN	IN	G2	99213
		CLIN	IN	G1	99213
		CLIN	IN	G1	DELTA
C 8	99356	ADMIN	OUT	G2	99232
		CLIN	OUT	G1	99232
		CLIN	OUT	G1	DELTA
C 8	99357	ADMIN	OUT	G2	99232
		CLIN	OUT	G1	99232
		CLIN	OUT	G1	DELTA
C 8	99375	ADMIN	IN	G2x	99253
		CLIN	IN	G1	DELTA
C 8	99381	ADMIN	IN	G2	99203
		CLIN	IN	G1	99203
		CLIN	IN	G1	DELTA
C 8	99382	ADMIN	IN	G2	99203
		CLIN	IN	G1	99203
		CLIN	IN	G1	DELTA
C 8	99383	ADMIN	IN	G2	99203
		CLIN	IN	G1	99203
		CLIN	IN	G1	DELTA
C 8	99384	ADMIN	IN	G2	99203
		CLIN	IN	G1	99203
		CLIN	IN	G1	DELTA
C 8	99385	ADMIN	IN	G2	99203
		CLIN	IN	G1	99203
		CLIN	IN	G1	DELTA
C 8	99386	ADMIN	IN	G2	99203
		CLIN	IN	G1	99203
		CLIN	IN	G1	DELTA
C 8	99387	ADMIN	IN	G2	99203
		CLIN	IN	G1	99203
		CLIN	IN	G1	DELTA
C 8	99391	ADMIN	IN	G2	99213
		CLIN	IN	G1	99213
		CLIN	IN	G1	DELTA
C 8	99392	ADMIN	IN	G2	99213
		CLIN	IN	G1	99213
		CLIN	IN	G1	DELTA
C 8	99393	ADMIN	IN	G2	99213
		CLIN	IN	G1	99213
		CLIN	IN	G1	DELTA
C 8	99394	ADMIN	IN	G2	99213
		CLIN	IN	G1	99213
		CLIN	IN	G1	DELTA
C 8	99395	ADMIN	IN	G2	99213
		CLIN	IN	G1	99213
		CLIN	IN	G1	DELTA
C 8	99396	ADMIN	IN	G2	99213
		CLIN	IN	G1	99213
		CLIN	IN	G1	DELTA
C 8	99397	ADMIN	IN	G2	99213
		CLIN	IN	G1	99213
		CLIN	IN	G1	DELTA

Data Entry Log
CPEP 9

Data Entry Log
CPEP 10

Data Entry Log
CPEP 11

Data Entry Log
CPEP 12

Data Entry Log
CPEP 13

CPEP 8: General Surgery
Data Entry Log

CPEP	PROCCODE	CLINADM	SITE	TIMECAT	SERVREF
C 8	99401	ADMIN	IN	G2	99213
		CLIN	IN	G1	99213
		CLIN	IN	G1	DELTA
C 8	99402	ADMIN	IN	G2	99213
		CLIN	IN	G1	99213
		CLIN	IN	G1	DELTA
C 8	99403	ADMIN	IN	G2	99213
		CLIN	IN	G1	99213
		CLIN	IN	G1	DELTA
C 8	99404	ADMIN	IN	G2	99213
		CLIN	IN	G1	99213
		CLIN	IN	G1	DELTA

Data Entry Log
CPEP 9

Data Entry Log
CPEP 10

Data Entry Log
CPEP 11

Data Entry Log
CPEP 12

Data Entry Log
CPEP 13



**Data Entry Log
(SERVPT)**

- CPEP:** The Clinical Practice Expert Panel (abbreviated CPEP) that provided the estimates for the associated service.
- PROCCODE:** The HCFA Common Procedure Coding System (HCPCS) Code for the specified service.
- CLINADM:** This identifies the record as referring either to clinical staff time (CLIN) or administrative staff time (ADMIN).
- SITE:** This identifies whether the service that is being referenced was profiled in-office (IN) or out-of-office (OUT).
- TIMECAT:** This identifies the labor time category for which the reference service was used.
- SERVREF:** HCPCS Code for the service to which the CPEP referred, in developing estimates.


Data Entry Log
CPEP 14

Data Entry Log
CPEP 10

Data Entry Log
CPEP 11

Data Entry Log
CPEP 12

Data Entry Log
CPEP 13



CPEP 9: Otolaryngology
Data Entry Log

CPEP	PROCCODE	CLINADM	SITE	TIMECAT	SERVREF
C 9	15820	ADMIN	OUT	G2	67904
		ADMIN	OUT	G2x	67904
		CLIN	OUT	G0	67904
		CLIN	OUT	G1	67904
		CLIN	OUT	G1x	67904
C 9	15821	ADMIN	OUT	G2	67904
		ADMIN	OUT	G2x	67904
		CLIN	OUT	G0	67904
		CLIN	OUT	G1	67904
		CLIN	OUT	G1x	67904
C 9	15822	ADMIN	OUT	G2	67904
		ADMIN	OUT	G2x	67904
		CLIN	OUT	G0	67904
		CLIN	OUT	G1	67904
		CLIN	OUT	G1x	67904
C 9	15823	ADMIN	OUT	G2	67904
		ADMIN	OUT	G2x	67904
		CLIN	OUT	G0	67904
		CLIN	OUT	G1	67904
		CLIN	OUT	G1x	67904
C 9	21010	ADMIN	OUT	G2	21015
		ADMIN	OUT	G2x	21015
		CLIN	OUT	G0	21015
		CLIN	OUT	G1	21015
		CLIN	OUT	G1x	21015
C 9	21025	ADMIN	IN	G2	21320
		ADMIN	IN	G2x	21320
		ADMIN	OUT	G2	21320
		ADMIN	OUT	G2x	21320
		CLIN	IN	G0	21015
		CLIN	IN	G1	21320
		CLIN	IN	G1	DELTA
		CLIN	IN	G1x	21320
		CLIN	IN	G1x	DELTA
		CLIN	OUT	G0	21015
		CLIN	OUT	G1	21320
		CLIN	OUT	G1	DELTA
		CLIN	OUT	G1x	21320
		CLIN	OUT	G1x	DELTA
C 9	21026	ADMIN	IN	G2	21320
		ADMIN	IN	G2x	21320
		ADMIN	OUT	G2	21320
		ADMIN	OUT	G2x	21320
		CLIN	IN	G0	21015
		CLIN	IN	G1	21320
		CLIN	IN	G1	DELTA
		CLIN	IN	G1x	21320
		CLIN	IN	G1x	DELTA
		CLIN	OUT	G0	21015
		CLIN	OUT	G1	21320
		CLIN	OUT	G1	DELTA
		CLIN	OUT	G1x	21320
		CLIN	OUT	G1x	DELTA
C 9	21029	ADMIN	IN	G2	21320
		ADMIN	IN	G2x	21320
		ADMIN	OUT	G2	21320
		ADMIN	OUT	G2x	21320

Data Entry Log
 CPEP 14
 CPEP 10
 CPEP 11
 Data Entry Log
 CPEP 12
 Data Entry Log
 CPEP 13

CPEP 9: Otolaryngology
Data Entry Log

CPEP	PROCCODE	CLINADM	SITE	TIMECAT	SERVREF
		CLIN	IN	G0	21015
		CLIN	IN	G1	21320
		CLIN	IN	G1	DELTA
		CLIN	IN	G1x	21320
		CLIN	IN	G1x	DELTA
		CLIN	OUT	G0	21015
		CLIN	OUT	G1	21320
		CLIN	OUT	G1	DELTA
		CLIN	OUT	G1x	21320
		CLIN	OUT	G1x	DELTA
c 9	21030	ADMIN	IN	G2	21320
		ADMIN	IN	G2x	21320
		ADMIN	OUT	G2	21320
		ADMIN	OUT	G2x	21320
		CLIN	IN	G0	21015
		CLIN	IN	G1	21320
		CLIN	IN	G1	DELTA
		CLIN	IN	G1x	21320
		CLIN	IN	G1x	DELTA
		CLIN	OUT	G0	21015
		CLIN	OUT	G1	21320
		CLIN	OUT	G1	DELTA
		CLIN	OUT	G1x	21320
		CLIN	OUT	G1x	DELTA
c 9	21031	ADMIN	IN	G2	21320
		ADMIN	IN	G2x	21320
		ADMIN	OUT	G2	21320
		ADMIN	OUT	G2x	21320
		CLIN	IN	G0	21015
		CLIN	IN	G1	21320
		CLIN	IN	G1	DELTA
		CLIN	IN	G1x	21320
		CLIN	OUT	G0	21015
		CLIN	OUT	G1	21320
		CLIN	OUT	G1	DELTA
		CLIN	OUT	G1x	21320
c 9	21032	ADMIN	IN	G2	21320
		ADMIN	IN	G2x	21320
		ADMIN	OUT	G2	21320
		ADMIN	OUT	G2x	21320
		CLIN	IN	G0	21015
		CLIN	IN	G1	21320
		CLIN	IN	G1x	21320
		CLIN	OUT	G0	21015
		CLIN	OUT	G1	21320
		CLIN	OUT	G1x	21320
c 9	21034	ADMIN	IN	G2	21320
		ADMIN	IN	G2x	21320
		ADMIN	OUT	G2	21320
		ADMIN	OUT	G2x	21320
		CLIN	IN	G0	21015
		CLIN	IN	G1	21320
		CLIN	IN	G1	DELTA
		CLIN	IN	G1x	21320
		CLIN	IN	G1x	DELTA
		CLIN	OUT	G0	21015
		CLIN	OUT	G1	21320
		CLIN	OUT	G1	DELTA
		CLIN	OUT	G1x	21320
		CLIN	OUT	G1x	DELTA

CPEP 9: Otolaryngology
Data Entry Log

CPEP	PROCCODE	CLINADM	SITE	TIMECAT	SERVREF		
C 9	21040	ADMIN	IN	G2	21320		
		ADMIN	IN	G2x	21320		
		ADMIN	OUT	G2	21320		
		ADMIN	OUT	G2x	21320		
		CLIN	IN	G0	21015		
		CLIN	IN	G1	21320		
		CLIN	IN	G1	DELTA		
		CLIN	IN	G1x	21320		
		CLIN	OUT	G0	21015		
		CLIN	OUT	G1	21320		
		CLIN	OUT	G1	DELTA		
		CLIN	OUT	G1x	21320		
		C 9	21041	ADMIN	IN	G2	21320
				ADMIN	IN	G2x	21320
ADMIN	OUT			G2	21320		
ADMIN	OUT			G2x	21320		
CLIN	IN			G0	21015		
CLIN	IN			G1	21320		
CLIN	IN			G1	DELTA		
CLIN	IN			G1x	21320		
CLIN	IN			G1x	DELTA		
CLIN	OUT			G0	21015		
CLIN	OUT			G1	21320		
CLIN	OUT			G1	DELTA		
CLIN	OUT			G1x	21320		
CLIN	OUT			G1x	DELTA		
C 9	21044	ADMIN	OUT	G2	21320		
		ADMIN	OUT	G2x	21320		
		CLIN	OUT	G0	21015		
		CLIN	OUT	G1	21320		
		CLIN	OUT	G1	DELTA		
		CLIN	OUT	G1x	21320		
		CLIN	OUT	G1x	DELTA		
C 9	21045	ADMIN	OUT	G2	21320		
		ADMIN	OUT	G2x	21320		
		CLIN	OUT	G0	21015		
		CLIN	OUT	G1	21320		
		CLIN	OUT	G1	DELTA		
		CLIN	OUT	G1x	21320		
		CLIN	OUT	G1x	DELTA		
C 9	21050	ADMIN	OUT	G2	21015		
		ADMIN	OUT	G2x	21015		
		CLIN	OUT	G0	21015		
		CLIN	OUT	G1	21015		
		CLIN	OUT	G1x	21015		
C 9	21060	ADMIN	OUT	G2	21015		
		ADMIN	OUT	G2x	21015		
		CLIN	OUT	G0	21015		
		CLIN	OUT	G1	21015		
		CLIN	OUT	G1x	21015		
C 9	21070	ADMIN	OUT	G2	21015		
		ADMIN	OUT	G2x	21015		
		CLIN	OUT	G0	21015		
		CLIN	OUT	G1	21015		
		CLIN	OUT	G1x	21015		
C 9	21079	ADMIN	IN	G2	69433		
		ADMIN	IN	G2x	69433		
		ADMIN	IN	G2x	DELTA		
		CLIN	IN	G1	69433		
		CLIN	IN	G1x	69433		
		CLIN	IN	G1x	DELTA		

Data Entry Log
CPEP 14

Data Entry Log
CPEP 10

Data Entry Log
CPEP 11

Data Entry Log
CPEP 12

Data Entry Log
CPEP 13

CPEP 9: Otolaryngology
Data Entry Log

CPEP	PROCCODE	CLINADM	SITE	TIMECAT	SERVREF
C 9	21080	ADMIN	IN	G2	69433
		ADMIN	IN	G2x	69433
		ADMIN	IN	G2x	DELTA
		CLIN	IN	G1	69433
		CLIN	IN	G1x	69433
		CLIN	IN	G1x	DELTA
C 9	21081	ADMIN	IN	G2	69433
		ADMIN	IN	G2x	69433
		ADMIN	IN	G2x	DELTA
		CLIN	IN	G1	69433
		CLIN	IN	G1x	69433
		CLIN	IN	G1x	DELTA
C 9	21082	ADMIN	IN	G2	69433
		ADMIN	IN	G2x	69433
		ADMIN	IN	G2x	DELTA
		CLIN	IN	G1	69433
		CLIN	IN	G1x	69433
		CLIN	IN	G1x	DELTA
C 9	21083	ADMIN	IN	G2	69433
		ADMIN	IN	G2x	69433
		ADMIN	IN	G2x	DELTA
		CLIN	IN	G1	69433
		CLIN	IN	G1x	69433
		CLIN	IN	G1x	DELTA
C 9	21084	ADMIN	IN	G2	69433
		ADMIN	IN	G2x	69433
		ADMIN	IN	G2x	DELTA
		CLIN	IN	G1	69433
		CLIN	IN	G1x	69433
		CLIN	IN	G1x	DELTA
C 9	21085	ADMIN	IN	G2	69433
		ADMIN	IN	G2x	69433
		ADMIN	IN	G2x	DELTA
		CLIN	IN	G1	69433
		CLIN	IN	G1x	69433
		CLIN	IN	G1x	DELTA
C 9	21086	ADMIN	IN	G2	69433
		ADMIN	IN	G2x	69433
		ADMIN	IN	G2x	DELTA
		CLIN	IN	G1	69433
		CLIN	IN	G1x	69433
		CLIN	IN	G1x	DELTA
C 9	21087	ADMIN	IN	G2	69433
		ADMIN	IN	G2x	69433
		ADMIN	IN	G2x	DELTA
		CLIN	IN	G1	69433
		CLIN	IN	G1x	69433
		CLIN	IN	G1x	DELTA
C 9	21088	ADMIN	IN	G2	69433
		ADMIN	IN	G2x	69433
		ADMIN	IN	G2x	DELTA
		CLIN	IN	G1	69433
		CLIN	IN	G1x	69433
		CLIN	IN	G1x	DELTA

CPEP 9: Otolaryngology
Data Entry Log

CPEP	PROCCODE	CLINADM	SITE	TIMECAT	SERVREF
C 9	21100	ADMIN	IN	G2	21320
		ADMIN	IN	G2x	21320
		ADMIN	OUT	G2	21320
		ADMIN	OUT	G2x	21320
		CLIN	IN	G0	21015
		CLIN	IN	G1	21320
		CLIN	IN	G1	DELTA
		CLIN	IN	G1x	21320
		CLIN	IN	G1x	DELTA
		CLIN	OUT	G0	21015
		CLIN	OUT	G1	21320
		CLIN	OUT	G1	DELTA
		CLIN	OUT	G1x	21320
		CLIN	OUT	G1x	DELTA
C 9	21110	ADMIN	IN	G2	21320
		ADMIN	IN	G2x	21320
		ADMIN	OUT	G2	21320
		ADMIN	OUT	G2x	21320
		CLIN	IN	G0	21015
		CLIN	IN	G1	21320
		CLIN	IN	G1	DELTA
		CLIN	IN	G1x	21320
		CLIN	IN	G1x	DELTA
		CLIN	OUT	G0	21015
		CLIN	OUT	G1	21320
		CLIN	OUT	G1	DELTA
		CLIN	OUT	G1x	21320
		CLIN	OUT	G1x	DELTA
C 9	21120	ADMIN	IN	G2	21015
		ADMIN	IN	G2x	21015
		ADMIN	OUT	G2	21015
		ADMIN	OUT	G2x	21015
		CLIN	IN	G1	21015
		CLIN	IN	G1x	21015
		CLIN	OUT	G0	21015
		CLIN	OUT	G1	21015
		CLIN	OUT	G1x	21015
C 9	21121	ADMIN	IN	G2	21015
		ADMIN	IN	G2x	21015
		ADMIN	OUT	G2	21015
		ADMIN	OUT	G2x	21015
		CLIN	IN	G1	21015
		CLIN	IN	G1x	21015
		CLIN	OUT	G0	21015
C 9	21122	ADMIN	OUT	G2	21015
		ADMIN	OUT	G2x	21015
		CLIN	OUT	G0	21015
		CLIN	OUT	G1	21015
		CLIN	OUT	G1	DELTA
C 9	21123	ADMIN	OUT	G2	21015
		ADMIN	OUT	G2x	21015
		CLIN	OUT	G0	21015
		CLIN	OUT	G1	21015
		CLIN	OUT	G1	DELTA
		CLIN	OUT	G1x	21015

Data Entry Log
CPEP 14

Data Entry Log
CPEP 10

Data Entry Log
CPEP 11

Data Entry Log
CPEP 12

Data Entry Log
CPEP 13

CPEP 9: Otolaryngology
Data Entry Log

CPEP	PROCCODE	CLINADM	SITE	TIMECAT	SERVREF		
C 9	21125	ADMIN	IN	G2	21015		
		ADMIN	IN	G2x	21015		
		ADMIN	OUT	G2	21015		
		ADMIN	OUT	G2x	21015		
		CLIN	IN	G1	21015		
		CLIN	IN	G1x	21015		
		CLIN	OUT	G0	21015		
		CLIN	OUT	G1	21015		
		CLIN	OUT	G1x	21015		
C 9	21127	ADMIN	IN	G2	21015		
		ADMIN	IN	G2x	21015		
		ADMIN	OUT	G2	21015		
		ADMIN	OUT	G2x	21015		
		CLIN	IN	G1	21015		
		CLIN	IN	G1	DELTA		
		CLIN	IN	G1x	21015		
		CLIN	OUT	G0	21015		
		CLIN	OUT	G1	21015		
C 9	21137	ADMIN	OUT	G2	21320		
		ADMIN	OUT	G2x	21320		
		CLIN	OUT	G0	21015		
		CLIN	OUT	G1	21320		
		CLIN	OUT	G1	DELTA		
		CLIN	OUT	G1x	21320		
		CLIN	OUT	G1x	DELTA		
		C 9	21138	ADMIN	OUT	G2	21320
				ADMIN	OUT	G2x	21320
CLIN	OUT			G0	21015		
CLIN	OUT			G1	21320		
CLIN	OUT			G1	DELTA		
CLIN	OUT			G1x	21320		
CLIN	OUT			G1x	DELTA		
C 9	21139	ADMIN	OUT	G2	21320		
		ADMIN	OUT	G2x	21320		
		CLIN	OUT	G0	21015		
		CLIN	OUT	G1	21320		
		CLIN	OUT	G1	DELTA		
		CLIN	OUT	G1x	21320		
		CLIN	OUT	G1x	DELTA		
C 9	21144	ADMIN	OUT	G2	21015		
		ADMIN	OUT	G2x	21015		
		CLIN	OUT	G0	21015		
		CLIN	OUT	G1	21015		
		CLIN	OUT	G1	DELTA		
		CLIN	OUT	G1x	21015		
C 9	21145	ADMIN	OUT	G2	21015		
		ADMIN	OUT	G2x	21015		
		CLIN	OUT	G0	21015		
		CLIN	OUT	G1	21015		
		CLIN	OUT	G1	DELTA		
		CLIN	OUT	G1x	21015		
C 9	21146	ADMIN	OUT	G2	21015		
		ADMIN	OUT	G2x	21015		
		CLIN	OUT	G0	21015		
		CLIN	OUT	G1	21015		
		CLIN	OUT	G1	DELTA		
		CLIN	OUT	G1x	21015		

CPEP 9: Otolaryngology
Data Entry Log

CPEP	PROCCODE	CLINADM	SITE	TIMECAT	SERVREF
C 9	21147	ADMIN	OUT	G2	21015
		ADMIN	OUT	G2x	21015
		CLIN	OUT	G0	21015
		CLIN	OUT	G1	21015
		CLIN	OUT	G1	DELTA
		CLIN	OUT	G1x	21015
C 9	21150	ADMIN	OUT	G2	21015
		ADMIN	OUT	G2x	21015
		CLIN	OUT	G0	21015
		CLIN	OUT	G1	21015
		CLIN	OUT	G1	DELTA
		CLIN	OUT	G1x	21015
C 9	21151	ADMIN	OUT	G2	21015
		ADMIN	OUT	G2x	21015
		CLIN	OUT	G0	21015
		CLIN	OUT	G1	21015
		CLIN	OUT	G1	DELTA
		CLIN	OUT	G1x	21015
C 9	21154	ADMIN	OUT	G2	21015
		ADMIN	OUT	G2x	21015
		CLIN	OUT	G0	21015
		CLIN	OUT	G1	21015
		CLIN	OUT	G1	DELTA
		CLIN	OUT	G1x	21015
C 9	21155	ADMIN	OUT	G2	21015
		ADMIN	OUT	G2x	21015
		CLIN	OUT	G0	21015
		CLIN	OUT	G1	21015
		CLIN	OUT	G1	DELTA
		CLIN	OUT	G1x	21015
C 9	21159	ADMIN	OUT	G2	21015
		ADMIN	OUT	G2x	21015
		CLIN	OUT	G0	21015
		CLIN	OUT	G1	21015
		CLIN	OUT	G1	DELTA
		CLIN	OUT	G1x	21015
C 9	21160	ADMIN	OUT	G2	21015
		ADMIN	OUT	G2x	21015
		CLIN	OUT	G0	21015
		CLIN	OUT	G1	21015
		CLIN	OUT	G1	DELTA
		CLIN	OUT	G1x	21015
C 9	21172	ADMIN	OUT	G2	21015
		ADMIN	OUT	G2x	21015
		CLIN	OUT	G0	21015
		CLIN	OUT	G1	21015
		CLIN	OUT	G1	DELTA
		CLIN	OUT	G1x	21015
C 9	21175	ADMIN	OUT	G2	21015
		ADMIN	OUT	G2x	21015
		CLIN	OUT	G0	21015
		CLIN	OUT	G1	21015
		CLIN	OUT	G1	DELTA
		CLIN	OUT	G1x	21015
C 9	21179	ADMIN	OUT	G2	21015
		ADMIN	OUT	G2x	21015
		CLIN	OUT	G0	21015
		CLIN	OUT	G1	21015
		CLIN	OUT	G1	DELTA
		CLIN	OUT	G1x	21015

Data Entry Log
CPEP 14

Data Entry Log
CPEP 10

Data Entry Log
CPEP 11

Data Entry Log
CPEP 12

Data Entry Log
CPEP 13

CPEP 9: Otolaryngology
Data Entry Log

CPEP	PROCCODE	CLINADM	SITE	TIMECAT	SERVREF
C 9	21180	ADMIN	OUT	G2	21015
		ADMIN	OUT	G2x	21015
		CLIN	OUT	G0	21015
		CLIN	OUT	G1	21015
		CLIN	OUT	G1	DELTA
		CLIN	OUT	G1x	21015
C 9	21181	ADMIN	OUT	G2	21320
		ADMIN	OUT	G2x	21320
		CLIN	OUT	G0	21015
		CLIN	OUT	G1	21320
		CLIN	OUT	G1	DELTA
		CLIN	OUT	G1x	21320
C 9	21182	ADMIN	OUT	G2	21015
		ADMIN	OUT	G2x	21015
		CLIN	OUT	G0	21015
		CLIN	OUT	G1	21015
		CLIN	OUT	G1	DELTA
		CLIN	OUT	G1x	21015
C 9	21183	ADMIN	OUT	G2	21015
		ADMIN	OUT	G2x	21015
		CLIN	OUT	G0	21015
		CLIN	OUT	G1	21015
		CLIN	OUT	G1	DELTA
		CLIN	OUT	G1x	21015
C 9	21184	ADMIN	OUT	G2	21015
		ADMIN	OUT	G2x	21015
		CLIN	OUT	G0	21015
		CLIN	OUT	G1	21015
		CLIN	OUT	G1	DELTA
		CLIN	OUT	G1x	21015
C 9	21188	ADMIN	OUT	G2	21015
		ADMIN	OUT	G2x	21015
		CLIN	OUT	G0	21015
		CLIN	OUT	G1	21015
		CLIN	OUT	G1	DELTA
		CLIN	OUT	G1x	21015
C 9	21193	ADMIN	OUT	G2	21015
		ADMIN	OUT	G2x	21015
		CLIN	OUT	G0	21015
		CLIN	OUT	G1	21015
		CLIN	OUT	G1	DELTA
		CLIN	OUT	G1x	21015
C 9	21194	ADMIN	OUT	G2	21015
		ADMIN	OUT	G2x	21015
		CLIN	OUT	G0	21015
		CLIN	OUT	G1	21015
		CLIN	OUT	G1	DELTA
		CLIN	OUT	G1x	21015
C 9	21195	ADMIN	OUT	G2	21015
		ADMIN	OUT	G2x	21015
		CLIN	OUT	G0	21015
		CLIN	OUT	G1	21015
		CLIN	OUT	G1	DELTA
		CLIN	OUT	G1x	21015
C 9	21196	ADMIN	OUT	G2	21015
		ADMIN	OUT	G2x	21015
		CLIN	OUT	G0	21015
		CLIN	OUT	G1	21015
		CLIN	OUT	G1	DELTA
		CLIN	OUT	G1x	21015

CPEP 9: Otolaryngology
Data Entry Log

CPEP	PROCCODE	CLINADM	SITE	TIMECAT	SERVREF
C 9	21198	ADMIN	OUT	G2	21015
		ADMIN	OUT	G2x	21015
		CLIN	OUT	G0	21015
		CLIN	OUT	G1	21015
		CLIN	OUT	G1	DELTA
		CLIN	OUT	G1x	21015
C 9	21206	ADMIN	OUT	G2	21015
		ADMIN	OUT	G2x	21015
		CLIN	OUT	G0	21015
		CLIN	OUT	G1	21015
		CLIN	OUT	G1	DELTA
		CLIN	OUT	G1x	21015
C 9	21208	ADMIN	IN	G2	21015
		ADMIN	IN	G2x	21015
		ADMIN	OUT	G2	21015
		ADMIN	OUT	G2x	21015
		CLIN	IN	G1	21015
		CLIN	IN	G1	DELTA
		CLIN	IN	G1x	21015
		CLIN	OUT	G0	21015
		CLIN	OUT	G1	21015
		CLIN	OUT	G1	DELTA
		CLIN	OUT	G1x	21015
C 9	21209	ADMIN	IN	G2	21015
		ADMIN	IN	G2x	21015
		ADMIN	OUT	G2	21015
		ADMIN	OUT	G2x	21015
		CLIN	IN	G1	21015
		CLIN	IN	G1	DELTA
		CLIN	IN	G1x	21015
		CLIN	OUT	G0	21015
		CLIN	OUT	G1	21015
		CLIN	OUT	G1	DELTA
		CLIN	OUT	G1x	21015
C 9	21210	ADMIN	IN	G2	21015
		ADMIN	IN	G2x	21015
		ADMIN	OUT	G2	21015
		ADMIN	OUT	G2x	21015
		CLIN	IN	G1	21015
		CLIN	IN	G1	DELTA
		CLIN	IN	G1x	21015
		CLIN	OUT	G0	21015
		CLIN	OUT	G1	21015
		CLIN	OUT	G1	DELTA
		CLIN	OUT	G1x	21015
C 9	21215	ADMIN	IN	G2	21015
		ADMIN	IN	G2x	21015
		ADMIN	OUT	G2	21015
		ADMIN	OUT	G2x	21015
		CLIN	IN	G1	21015
		CLIN	IN	G1x	21015
		CLIN	OUT	G0	21015
		CLIN	OUT	G1	21015
C 9	21230	ADMIN	OUT	G2	21015
		ADMIN	OUT	G2x	21015
		CLIN	OUT	G0	21015
		CLIN	OUT	G1	21015
		CLIN	OUT	G1	DELTA
		CLIN	OUT	G1x	21015

Data Entry Log
CPEP 14

Data Entry Log
CPEP 10

Data Entry Log
CPEP 11

Data Entry Log
CPEP 12

Data Entry Log
CPEP 13

CPEP 9: Otolaryngology
Data Entry Log

CPEP	PROCCODE	CLINADM	SITE	TIMECAT	SERVREF		
C 9	21235	ADMIN	IN	G2	21015		
		ADMIN	IN	G2x	21015		
		ADMIN	OUT	G2	21015		
		ADMIN	OUT	G2x	21015		
		CLIN	IN	G1	21015		
		CLIN	IN	G1x	21015		
		CLIN	OUT	G0	21015		
		CLIN	OUT	G1	21015		
C 9	21240	ADMIN	OUT	G2	21015		
		ADMIN	OUT	G2x	21015		
		CLIN	OUT	G0	21015		
		CLIN	OUT	G1	21015		
		CLIN	OUT	G1x	21015		
		C 9	21242	ADMIN	OUT	G2	21015
				ADMIN	OUT	G2x	21015
				CLIN	OUT	G0	21015
CLIN	OUT			G1	21015		
CLIN	OUT			G1x	21015		
C 9	21243	ADMIN	OUT	G2	21015		
		ADMIN	OUT	G2x	21015		
		CLIN	OUT	G0	21015		
		CLIN	OUT	G1	21015		
		CLIN	OUT	G1x	21015		
C 9	21244	ADMIN	OUT	G2	21015		
		ADMIN	OUT	G2x	21015		
		CLIN	OUT	G0	21015		
		CLIN	OUT	G1	21015		
		CLIN	OUT	G1	DELTA		
		CLIN	OUT	G1x	21015		
C 9	21245	ADMIN	IN	G2	21015		
		ADMIN	IN	G2x	21015		
		ADMIN	OUT	G2	21015		
		ADMIN	OUT	G2x	21015		
		CLIN	IN	G1	21015		
		CLIN	IN	G1	DELTA		
		CLIN	IN	G1x	21015		
		CLIN	OUT	G0	21015		
		CLIN	OUT	G1	21015		
		CLIN	OUT	G1	DELTA		
		CLIN	OUT	G1x	21015		
C 9	21246	ADMIN	IN	G2	21015		
		ADMIN	IN	G2x	21015		
		ADMIN	OUT	G2	21015		
		ADMIN	OUT	G2x	21015		
		CLIN	IN	G1	21015		
		CLIN	IN	G1	DELTA		
		CLIN	IN	G1x	21015		
		CLIN	OUT	G0	21015		
		CLIN	OUT	G1	21015		
		CLIN	OUT	G1	DELTA		
		CLIN	OUT	G1x	21015		
C 9	21247	ADMIN	OUT	G2	21015		
		ADMIN	OUT	G2x	21015		
		CLIN	OUT	G0	21015		
		CLIN	OUT	G1	21015		
		CLIN	OUT	G1x	21015		

CPEP 9: Otolaryngology
Data Entry Log

CPEP	PROCCODE	CLINADM	SITE	TIMECAT	SERVREF
C 9	21248	ADMIN	IN	G2	21015
		ADMIN	IN	G2x	21015
		ADMIN	OUT	G2	21015
		ADMIN	OUT	G2x	21015
		CLIN	IN	G1	21015
		CLIN	IN	G1x	21015
		CLIN	OUT	G0	21015
		CLIN	OUT	G1	21015
		CLIN	OUT	G1x	21015
C 9	21249	ADMIN	IN	G2	21015
		ADMIN	IN	G2x	21015
		ADMIN	OUT	G2	21015
		ADMIN	OUT	G2x	21015
		CLIN	IN	G1	21015
		CLIN	IN	G1x	21015
		CLIN	OUT	G0	21015
		CLIN	OUT	G1	21015
C 9	21255	ADMIN	OUT	G2	21015
		ADMIN	OUT	G2x	21015
		CLIN	OUT	G0	21015
		CLIN	OUT	G1	21015
		CLIN	OUT	G1	DELTA
		CLIN	OUT	G1x	21015
C 9	21256	ADMIN	OUT	G2	21015
		ADMIN	OUT	G2x	21015
		CLIN	OUT	G0	21015
		CLIN	OUT	G1	21015
		CLIN	OUT	G1	DELTA
		CLIN	OUT	G1x	21015
C 9	21260	ADMIN	OUT	G2	21015
		ADMIN	OUT	G2x	21015
		CLIN	OUT	G0	21015
		CLIN	OUT	G1	21015
		CLIN	OUT	G1	DELTA
		CLIN	OUT	G1x	21015
C 9	21261	ADMIN	OUT	G2	21015
		ADMIN	OUT	G2x	21015
		CLIN	OUT	G0	21015
		CLIN	OUT	G1	21015
		CLIN	OUT	G1	DELTA
		CLIN	OUT	G1x	21015
C 9	21263	ADMIN	OUT	G2	21015
		ADMIN	OUT	G2x	21015
		CLIN	OUT	G0	21015
		CLIN	OUT	G1	21015
		CLIN	OUT	G1	DELTA
		CLIN	OUT	G1x	21015
C 9	21267	ADMIN	OUT	G2	21015
		ADMIN	OUT	G2x	21015
		CLIN	OUT	G0	21015
		CLIN	OUT	G1	21015
		CLIN	OUT	G1	DELTA
		CLIN	OUT	G1x	21015
C 9	21268	ADMIN	OUT	G2	21015
		ADMIN	OUT	G2x	21015
		CLIN	OUT	G0	21015
		CLIN	OUT	G1	21015
		CLIN	OUT	G1	DELTA
		CLIN	OUT	G1x	21015

Data Entry Log
CPEP 14

Data Entry Log
CPEP 10

Data Entry Log
CPEP 11

Data Entry Log
CPEP 12

Data Entry Log
CPEP 13

CPEP 9: Otolaryngology
Data Entry Log

CPEP	PROCCODE	CLINADM	SITE	TIMECAT	SERVREF
C 9	21270	ADMIN	IN	G2	21015
		ADMIN	IN	G2	DELTA
		ADMIN	IN	G2x	21015
		ADMIN	OUT	G2	21015
		ADMIN	OUT	G2	DELTA
		ADMIN	OUT	G2x	21015
		CLIN	IN	G1	21015
		CLIN	IN	G1x	21015
		CLIN	OUT	G0	21015
		CLIN	OUT	G1	21015
		CLIN	OUT	G1x	21015
		C 9	21275	ADMIN	OUT
ADMIN	OUT			G2x	21015
CLIN	OUT			G0	21015
CLIN	OUT			G1	21015
CLIN	OUT			G1	DELTA
CLIN	OUT			G1x	21015
C 9	21280	ADMIN	OUT	G2	21015
		ADMIN	OUT	G2x	21015
		CLIN	OUT	G0	21015
		CLIN	OUT	G1	21015
		CLIN	OUT	G1x	21015
C 9	21282	ADMIN	OUT	G2	21015
		ADMIN	OUT	G2x	21015
		CLIN	OUT	G0	21015
		CLIN	OUT	G1	21015
		CLIN	OUT	G1x	21015
C 9	21295	ADMIN	OUT	G2	21015
		ADMIN	OUT	G2x	21015
		CLIN	OUT	G0	21015
		CLIN	OUT	G1	21015
		CLIN	OUT	G1	DELTA
		CLIN	OUT	G1x	21015
C 9	21296	ADMIN	OUT	G2	21015
		ADMIN	OUT	G2x	21015
		CLIN	OUT	G0	21015
		CLIN	OUT	G1	21015
		CLIN	OUT	G1	DELTA
		CLIN	OUT	G1x	21015
C 9	21300	ADMIN	IN	G2	DELTA
		ADMIN	OUT	G2	DELTA
		CLIN	IN	G1	DELTA
C 9	21310	ADMIN	IN	G2	DELTA
		ADMIN	OUT	G2	DELTA
		CLIN	IN	G1	DELTA
C 9	21315	ADMIN	IN	G2	21320
		ADMIN	IN	G2x	21320
		ADMIN	OUT	G2	21320
		ADMIN	OUT	G2x	21320
		CLIN	IN	G1	21320
		CLIN	IN	G1x	21320
		CLIN	OUT	G1x	21320
C 9	21325	ADMIN	OUT	G2	21320
		ADMIN	OUT	G2x	21320
		CLIN	OUT	G1x	21320
		CLIN	OUT	G1x	DELTA

CPEP 9: Otolaryngology
Data Entry Log

CPEP	PROCCODE	CLINADM	SITE	TIMECAT	SERVREF
C 9	21330	ADMIN	OUT	G2	21015
		ADMIN	OUT	G2x	21015
		CLIN	OUT	G0	21015
		CLIN	OUT	G1	21015
		CLIN	OUT	G1	DELTA
		CLIN	OUT	G1x	21015
C 9	21335	ADMIN	OUT	G2	21015
		ADMIN	OUT	G2x	21015
		CLIN	OUT	G0	21015
		CLIN	OUT	G1	21015
		CLIN	OUT	G1	DELTA
		CLIN	OUT	G1x	21015
C 9	21336	ADMIN	OUT	G2	21015
		ADMIN	OUT	G2x	21015
		CLIN	OUT	G0	21015
		CLIN	OUT	G1	21015
		CLIN	OUT	G1	DELTA
		CLIN	OUT	G1x	21015
C 9	21337	ADMIN	IN	G2	21320
		ADMIN	IN	G2x	21320
		ADMIN	OUT	G2	21320
		ADMIN	OUT	G2x	21320
		CLIN	IN	G1	21320
		CLIN	IN	G1x	21320
		CLIN	IN	G1x	DELTA
		CLIN	OUT	G1x	21320
CLIN	OUT	G1x	DELTA		
C 9	21338	ADMIN	OUT	G2	21015
		ADMIN	OUT	G2x	21015
		CLIN	OUT	G0	21015
		CLIN	OUT	G1	21015
		CLIN	OUT	G1	DELTA
		CLIN	OUT	G1x	21015
C 9	21339	ADMIN	OUT	G2	21015
		ADMIN	OUT	G2x	21015
		CLIN	OUT	G0	21015
		CLIN	OUT	G1	21015
		CLIN	OUT	G1	DELTA
		CLIN	OUT	G1x	21015
C 9	21340	ADMIN	OUT	G2	21015
		ADMIN	OUT	G2x	21015
		CLIN	OUT	G0	21015
		CLIN	OUT	G1	21015
		CLIN	OUT	G1	DELTA
		CLIN	OUT	G1x	21015
C 9	21343	ADMIN	OUT	G2	21015
		ADMIN	OUT	G2x	21015
		CLIN	OUT	G0	21015
		CLIN	OUT	G1	21015
		CLIN	OUT	G1x	21015
		CLIN	OUT	G1x	21015
C 9	21344	ADMIN	OUT	G2	21015
		ADMIN	OUT	G2x	21015
		CLIN	OUT	G0	21015
		CLIN	OUT	G1	21015
		CLIN	OUT	G1	DELTA
		CLIN	OUT	G1x	21015

Data Entry Log
CPEP 14

Data Entry Log
CPEP 10

Data Entry Log
CPEP 11

Data Entry Log
CPEP 12

Data Entry Log
CPEP 13

CPEP 9: Otolaryngology
Data Entry Log

CPEP	PROCCODE	CLINADM	SITE	TIMECAT	SERVREF
C 9	21345	ADMIN	IN	G2	21015
		ADMIN	IN	G2x	21015
		ADMIN	OUT	G2	21015
		ADMIN	OUT	G2x	21015
		CLIN	IN	G1	21015
		CLIN	IN	G1	DELTA
		CLIN	IN	G1x	21015
		CLIN	OUT	G0	21015
		CLIN	OUT	G1	21015
		CLIN	OUT	G1	DELTA
		CLIN	OUT	G1x	21015
C 9	21346	ADMIN	IN	G2	21015
		ADMIN	IN	G2x	21015
		ADMIN	OUT	G2	21015
		ADMIN	OUT	G2x	21015
		CLIN	IN	G1	21015
		CLIN	IN	G1	DELTA
		CLIN	IN	G1x	21015
		CLIN	OUT	G0	21015
		CLIN	OUT	G1	21015
		CLIN	OUT	G1	DELTA
		CLIN	OUT	G1x	21015
C 9	21347	ADMIN	OUT	G2	21015
		ADMIN	OUT	G2x	21015
		CLIN	OUT	G0	21015
		CLIN	OUT	G1	21015
		CLIN	OUT	G1	DELTA
		CLIN	OUT	G1x	21015
C 9	21348	ADMIN	OUT	G2	21015
		ADMIN	OUT	G2x	21015
		CLIN	OUT	G0	21015
		CLIN	OUT	G1	21015
		CLIN	OUT	G1	DELTA
		CLIN	OUT	G1x	21015
C 9	21355	ADMIN	IN	G2	21320
		ADMIN	IN	G2x	21320
		ADMIN	OUT	G2	21320
		ADMIN	OUT	G2x	21320
		CLIN	IN	G1	21320
		CLIN	IN	G1x	21320
		CLIN	OUT	G1x	21320
C 9	21356	ADMIN	IN	G2	21015
		ADMIN	IN	G2x	21015
		ADMIN	OUT	G2	21015
		ADMIN	OUT	G2x	21015
		CLIN	IN	G1	21015
		CLIN	IN	G1	DELTA
		CLIN	IN	G1x	21015
		CLIN	OUT	G0	21015
		CLIN	OUT	G1	21015
		CLIN	OUT	G1	DELTA
		CLIN	OUT	G1x	21015
C 9	21360	ADMIN	IN	G2	21015
		ADMIN	IN	G2x	21015
		ADMIN	OUT	G2	21015
		ADMIN	OUT	G2x	21015
		CLIN	IN	G1	21015
		CLIN	IN	G1	DELTA
		CLIN	IN	G1x	21015
		CLIN	OUT	G0	21015
		CLIN	OUT	G1	21015
		CLIN	OUT	G1	DELTA
		CLIN	OUT	G1x	21015

CPEP 9: Otolaryngology
Data Entry Log

CPEP	PROCCODE	CLINADM	SITE	TIMECAT	SERVREF
C 9	21365	ADMIN	OUT	G2	21015
		ADMIN	OUT	G2x	21015
		CLIN	OUT	G0	21015
		CLIN	OUT	G1	21015
		CLIN	OUT	G1	DELTA
		CLIN	OUT	G1x	21015
C 9	21366	ADMIN	OUT	G2	21015
		ADMIN	OUT	G2x	21015
		CLIN	OUT	G0	21015
		CLIN	OUT	G1	21015
		CLIN	OUT	G1	DELTA
		CLIN	OUT	G1x	21015
C 9	21385	ADMIN	OUT	G2	21015
		ADMIN	OUT	G2x	21015
		CLIN	OUT	G0	21015
		CLIN	OUT	G1	21015
		CLIN	OUT	G1x	21015
C 9	21386	ADMIN	OUT	G2	21015
		ADMIN	OUT	G2x	21015
		CLIN	OUT	G0	21015
		CLIN	OUT	G1	21015
		CLIN	OUT	G1	DELTA
		CLIN	OUT	G1x	21015
C 9	21387	ADMIN	OUT	G2	21015
		ADMIN	OUT	G2x	21015
		CLIN	OUT	G0	21015
		CLIN	OUT	G1	21015
		CLIN	OUT	G1	DELTA
		CLIN	OUT	G1x	21015
C 9	21390	ADMIN	OUT	G2	21015
		ADMIN	OUT	G2x	21015
		CLIN	OUT	G0	21015
		CLIN	OUT	G1	21015
		CLIN	OUT	G1	DELTA
		CLIN	OUT	G1x	21015
C 9	21395	ADMIN	OUT	G2	21015
		ADMIN	OUT	G2x	21015
		CLIN	OUT	G0	21015
		CLIN	OUT	G1	21015
		CLIN	OUT	G1	DELTA
		CLIN	OUT	G1x	21015
C 9	21400	ADMIN	IN	G2	DELTA
		ADMIN	IN	G2x	DELTA
		ADMIN	OUT	G2	DELTA
		ADMIN	OUT	G2x	DELTA
		CLIN	IN	G1	DELTA
		CLIN	IN	G1x	DELTA
		CLIN	OUT	G1x	DELTA
C 9	21401	ADMIN	IN	G2	21320
		ADMIN	IN	G2x	21320
		ADMIN	OUT	G2	21320
		ADMIN	OUT	G2x	21320
		CLIN	IN	G1	21320
		CLIN	IN	G1x	21320
		CLIN	IN	G1x	DELTA
		CLIN	OUT	G1x	21320
		CLIN	OUT	G1x	DELTA

Data Entry Log
CPEP 14

Data Entry Log
CPEP 19

Data Entry Log
CPEP 11

Data Entry Log
CPEP 12

Data Entry Log
CPEP 13

CPEP 9: Otolaryngology
Data Entry Log

CPEP	PROCCODE	CLINADM	SITE	TIMECAT	SERVREF
C 9	21406	ADMIN	OUT	G2	21015
		ADMIN	OUT	G2x	21015
		CLIN	OUT	G0	21015
		CLIN	OUT	G1	21015
		CLIN	OUT	G1	DELTA
		CLIN	OUT	G1x	21015
C 9	21407	ADMIN	OUT	G2	21015
		ADMIN	OUT	G2x	21015
		CLIN	OUT	G0	21015
		CLIN	OUT	G1	21015
		CLIN	OUT	G1	DELTA
		CLIN	OUT	G1x	21015
C 9	21408	ADMIN	OUT	G2	21015
		ADMIN	OUT	G2x	21015
		CLIN	OUT	G0	21015
		CLIN	OUT	G1	21015
		CLIN	OUT	G1	DELTA
		CLIN	OUT	G1x	21015
C 9	21421	ADMIN	IN	G2	21015
		ADMIN	IN	G2x	21015
		ADMIN	OUT	G2	21015
		ADMIN	OUT	G2x	21015
		CLIN	IN	G1	21015
		CLIN	IN	G1	DELTA
		CLIN	IN	G1x	21015
		CLIN	OUT	G0	21015
		CLIN	OUT	G1	21015
		CLIN	OUT	G1	DELTA
		CLIN	OUT	G1x	21015
		C 9	21422	ADMIN	IN
ADMIN	IN			G2x	21015
ADMIN	OUT			G2	21015
ADMIN	OUT			G2x	21015
CLIN	IN			G1	21015
CLIN	IN			G1	DELTA
CLIN	IN			G1x	21015
CLIN	OUT			G0	21015
CLIN	OUT			G1	21015
CLIN	OUT			G1	DELTA
CLIN	OUT			G1x	21015
C 9	21423			ADMIN	OUT
		ADMIN	OUT	G2x	21015
		CLIN	OUT	G0	21015
		CLIN	OUT	G1	21015
		CLIN	OUT	G1	DELTA
		CLIN	OUT	G1x	21015
C 9	21431	ADMIN	IN	G2	21015
		ADMIN	IN	G2x	21015
		ADMIN	OUT	G2	21015
		ADMIN	OUT	G2x	21015
		CLIN	IN	G1	21015
		CLIN	IN	G1x	21015
		CLIN	OUT	G0	21015
		CLIN	OUT	G1	21015
		CLIN	OUT	G1x	21015
C 9	21432	ADMIN	OUT	G2	21015
		ADMIN	OUT	G2x	21015
		CLIN	OUT	G0	21015
		CLIN	OUT	G1	21015
		CLIN	OUT	G1	DELTA
		CLIN	OUT	G1x	21015

CPEP 9: Otolaryngology
Data Entry Log

CPEP	PROCCODE	CLINADM	SITE	TIMECAT	SERVREF
C 9	21433	ADMIN	OUT	G2	21015
		ADMIN	OUT	G2x	21015
		CLIN	OUT	G0	21015
		CLIN	OUT	G1	21015
		CLIN	OUT	G1	DELTA
		CLIN	OUT	G1x	21015
C 9	21435	ADMIN	OUT	G2	21015
		ADMIN	OUT	G2x	21015
		CLIN	OUT	G0	21015
		CLIN	OUT	G1	21015
		CLIN	OUT	G1	DELTA
		CLIN	OUT	G1x	21015
C 9	21436	ADMIN	OUT	G2	21015
		ADMIN	OUT	G2x	21015
		CLIN	OUT	G0	21015
		CLIN	OUT	G1	21015
		CLIN	OUT	G1	DELTA
		CLIN	OUT	G1x	21015
C 9	21440	ADMIN	IN	G2	21015
		ADMIN	IN	G2x	21015
		ADMIN	OUT	G2	21015
		ADMIN	OUT	G2x	21015
		CLIN	IN	G1	21015
		CLIN	IN	G1x	21015
		CLIN	OUT	G0	21015
		CLIN	OUT	G1	21015
C 9	21445	ADMIN	IN	G2	21015
		ADMIN	IN	G2x	21015
		ADMIN	OUT	G2	21015
		ADMIN	OUT	G2x	21015
		CLIN	IN	G1	21015
		CLIN	IN	G1	DELTA
		CLIN	IN	G1x	21015
		CLIN	OUT	G0	21015
		CLIN	OUT	G1	21015
		CLIN	OUT	G1	DELTA
C 9	21450	ADMIN	IN	G2	DELTA
		ADMIN	IN	G2x	DELTA
		ADMIN	OUT	G2	DELTA
		ADMIN	OUT	G2x	DELTA
		CLIN	IN	G1	DELTA
		CLIN	IN	G1x	DELTA
		CLIN	OUT	G1	DELTA
		CLIN	OUT	G1x	DELTA
C 9	21451	ADMIN	IN	G2	21015
		ADMIN	IN	G2x	21015
		ADMIN	OUT	G2	21015
		ADMIN	OUT	G2x	21015
		CLIN	IN	G1	21015
		CLIN	IN	G1	DELTA
		CLIN	IN	G1x	21015
		CLIN	OUT	G0	21015
		CLIN	OUT	G1	21015
		CLIN	OUT	G1	DELTA
CLIN	OUT	G1x	21015		

Data Entry Log
CPEP 14

Data Entry Log
CPEP 10

Data Entry Log
CPEP 11

Data Entry Log
CPEP 12

Data Entry Log
CPEP 13

CPEP 9: Otolaryngology
Data Entry Log

CPEP	PROCCODE	CLINADM	SITE	TIMECAT	SERVREF
C 9	21452	ADMIN	IN	G2	21015
		ADMIN	IN	G2x	21015
		ADMIN	OUT	G2	21015
		ADMIN	OUT	G2x	21015
		CLIN	IN	G1	21015
		CLIN	IN	G1	DELTA
		CLIN	IN	G1x	21015
		CLIN	OUT	G0	21015
		CLIN	OUT	G1	21015
		CLIN	OUT	G1	DELTA
		CLIN	OUT	G1x	21015
		C 9	21453	ADMIN	IN
ADMIN	IN			G2x	21015
ADMIN	OUT			G2	21015
ADMIN	OUT			G2x	21015
CLIN	IN			G1	21015
CLIN	IN			G1x	21015
CLIN	OUT			G0	21015
CLIN	OUT			G1	21015
C 9	21454	ADMIN	OUT	G2	21015
		ADMIN	OUT	G2x	21015
		CLIN	OUT	G0	21015
		CLIN	OUT	G1	21015
		CLIN	OUT	G1	DELTA
		CLIN	OUT	G1x	21015
C 9	21461	ADMIN	IN	G2	21015
		ADMIN	IN	G2x	21015
		ADMIN	OUT	G2	21015
		ADMIN	OUT	G2x	21015
		CLIN	IN	G1	21015
		CLIN	IN	G1	DELTA
		CLIN	IN	G1x	21015
		CLIN	OUT	G0	21015
		CLIN	OUT	G1	21015
		CLIN	OUT	G1	DELTA
C 9	21462	ADMIN	IN	G2	21015
		ADMIN	IN	G2x	21015
		ADMIN	OUT	G2	21015
		ADMIN	OUT	G2x	21015
		CLIN	IN	G1	21015
		CLIN	IN	G1	DELTA
		CLIN	IN	G1x	21015
		CLIN	OUT	G0	21015
		CLIN	OUT	G1	21015
		CLIN	OUT	G1	DELTA
C 9	21465	ADMIN	OUT	G2	21015
		ADMIN	OUT	G2x	21015
		CLIN	OUT	G0	21015
		CLIN	OUT	G1	21015
		CLIN	OUT	G1	DELTA
C 9	21470	ADMIN	OUT	G2	21015
		ADMIN	OUT	G2x	21015
		CLIN	OUT	G0	21015
		CLIN	OUT	G1	21015
		CLIN	OUT	G1	DELTA
CLIN	OUT	G1x	21015		

CPEP 9: Otolaryngology
Data Entry Log

CPEP	PROCCODE	CLINADM	SITE	TIMECAT	SERVREF
C 9	21480	ADMIN	IN	G2	21320
		ADMIN	IN	G2x	21320
		ADMIN	OUT	G2	21320
		ADMIN	OUT	G2x	21320
		CLIN	IN	G1	21320
		CLIN	IN	G1x	21320
C 9	21485	ADMIN	IN	G2	21320
		ADMIN	IN	G2x	21320
		ADMIN	OUT	G2	21320
		ADMIN	OUT	G2x	21320
		CLIN	IN	G1	21320
		CLIN	IN	G1x	21320
		CLIN	IN	G1x	DELTA
		CLIN	OUT	G1x	21320
C 9	21490	ADMIN	OUT	G2	21015
		ADMIN	OUT	G2x	21015
		CLIN	OUT	G0	21015
		CLIN	OUT	G1	21015
		CLIN	OUT	G1	DELTA
		CLIN	OUT	G1x	21015
C 9	21493	ADMIN	OUT	G2	21015
		ADMIN	OUT	G2x	21015
		CLIN	OUT	G0	21015
		CLIN	OUT	G1	21015
		CLIN	OUT	G1x	21015
C 9	21494	ADMIN	OUT	G2	21015
		ADMIN	OUT	G2x	21015
		CLIN	OUT	G0	21015
		CLIN	OUT	G1	21015
		CLIN	OUT	G1x	21015
C 9	21495	ADMIN	OUT	G2	21015
		ADMIN	OUT	G2x	21015
		CLIN	OUT	G0	21015
		CLIN	OUT	G1	21015
		CLIN	OUT	G1x	21015
C 9	21497	ADMIN	IN	G2	21320
		ADMIN	IN	G2x	21320
		ADMIN	OUT	G2	21320
		ADMIN	OUT	G2x	21320
		CLIN	IN	G0	21015
		CLIN	IN	G1	21320
		CLIN	IN	G1	DELTA
		CLIN	IN	G1x	21320
		CLIN	IN	G1x	DELTA
		CLIN	OUT	G0	21015
		CLIN	OUT	G1	21320
		CLIN	OUT	G1	DELTA
		CLIN	OUT	G1x	21320
CLIN	OUT	G1x	DELTA		
C 9	29800	ADMIN	OUT	G2	21015
		ADMIN	OUT	G2x	21015
		CLIN	OUT	G0	21015
		CLIN	OUT	G1	21015
		CLIN	OUT	G1x	21015
C 9	29804	ADMIN	OUT	G2	21015
		ADMIN	OUT	G2x	21015
		CLIN	OUT	G0	21015
		CLIN	OUT	G1	21015
		CLIN	OUT	G1x	21015

Data Entry Log
CPEP 14

Data Entry Log
CPEP 10

Data Entry Log
CPEP 11

Data Entry Log
CPEP 12

Data Entry Log
CPEP 13

CPEP 9: Otolaryngology
Data Entry Log

CPEP	PROCCODE	CLINADM	SITE	TIMECAT	SERVREF		
C 9	30000	ADMIN	IN	G2	30200		
		ADMIN	IN	G2x	30520		
		ADMIN	OUT	G2x	30200		
		ADMIN	OUT	G2x	30520		
		CLIN	IN	G1	30200		
		CLIN	IN	G1	DELTA		
		CLIN	IN	G1x	30520		
		CLIN	OUT	G1	DELTA		
		CLIN	OUT	G1x	30200		
		CLIN	OUT	G1x	30520		
		C 9	30020	ADMIN	IN	G2	30200
				ADMIN	IN	G2x	30520
ADMIN	OUT			G2x	30200		
ADMIN	OUT			G2x	30520		
CLIN	IN			G1	30200		
CLIN	IN			G1	DELTA		
CLIN	IN			G1x	30520		
CLIN	OUT			G1	DELTA		
CLIN	OUT			G1x	30200		
CLIN	OUT			G1x	30520		
C 9	30100	ADMIN	IN	G2	30200		
		CLIN	IN	G1	30200		
		CLIN	IN	G1	DELTA		
C 9	30110	ADMIN	IN	G2	30200		
		ADMIN	IN	G2x	30520		
		CLIN	IN	G1	30200		
		CLIN	IN	G1	DELTA		
		CLIN	IN	G1x	30520		
C 9	30115	ADMIN	OUT	G2	30520		
		ADMIN	OUT	G2x	30520		
		CLIN	OUT	G0	30520		
		CLIN	OUT	G1	30520		
		CLIN	OUT	G1x	30520		
C 9	30117	ADMIN	IN	G2	30200		
		ADMIN	IN	G2x	30520		
		ADMIN	OUT	G2x	30200		
		ADMIN	OUT	G2x	30520		
		CLIN	IN	G1	30200		
		CLIN	IN	G1	DELTA		
		CLIN	IN	G1x	30520		
		CLIN	OUT	G1	DELTA		
		CLIN	OUT	G1x	30200		
CLIN	OUT	G1x	30520				
C 9	30118	ADMIN	OUT	G2	30520		
		ADMIN	OUT	G2x	30520		
		CLIN	OUT	G0	30520		
		CLIN	OUT	G1	30520		
		CLIN	OUT	G1x	30520		
C 9	30120	ADMIN	IN	G2	DELTA		
		ADMIN	IN	G2x	DELTA		
		ADMIN	OUT	G2	30520		
		ADMIN	OUT	G2x	30520		
		CLIN	IN	G1	DELTA		
		CLIN	IN	G1x	DELTA		
		CLIN	OUT	G0	30520		
		CLIN	OUT	G1	30520		
CLIN	OUT	G1x	30520				
C 9	30124	ADMIN	OUT	G2	30520		
		ADMIN	OUT	G2x	30520		
		CLIN	OUT	G0	30520		
		CLIN	OUT	G1	30520		
		CLIN	OUT	G1x	30520		

CPEP 9: Otolaryngology
Data Entry Log

CPEP	PROCCODE	CLINADM	SITE	TIMECAT	SERVREF
C 9	30125	ADMIN	OUT	G2	30520
		ADMIN	OUT	G2x	30520
		CLIN	OUT	G0	30520
		CLIN	OUT	G1	30520
		CLIN	OUT	G1x	30520
C 9	30130	ADMIN	OUT	G2	30520
		ADMIN	OUT	G2x	30520
		CLIN	OUT	G0	30520
		CLIN	OUT	G1	30520
		CLIN	OUT	G1x	30520
C 9	30140	ADMIN	OUT	G2	30520
		ADMIN	OUT	G2x	30520
		CLIN	OUT	G0	30520
		CLIN	OUT	G1	30520
		CLIN	OUT	G1x	30520
C 9	30150	ADMIN	OUT	G2	30520
		ADMIN	OUT	G2x	30520
		CLIN	OUT	G0	30520
		CLIN	OUT	G1	30520
		CLIN	OUT	G1x	30520
C 9	30160	ADMIN	OUT	G2	30520
		ADMIN	OUT	G2x	30520
		CLIN	OUT	G0	30520
		CLIN	OUT	G1	30520
		CLIN	OUT	G1x	30520
C 9	30210	ADMIN	IN	G2	30200
		ADMIN	IN	G2x	30520
		CLIN	IN	G1	30200
		CLIN	IN	G1x	30520
C 9	30220	ADMIN	IN	G2	30200
		ADMIN	IN	G2x	30520
		CLIN	IN	G1	30200
		CLIN	IN	G1	DELTA
		CLIN	IN	G1x	30520
C 9	30300	ADMIN	IN	G2	30200
		ADMIN	IN	G2x	30520
		CLIN	IN	G1	30200
		CLIN	IN	G1	DELTA
		CLIN	IN	G1x	30520
C 9	30310	ADMIN	OUT	G2x	30200
		ADMIN	OUT	G2x	30520
		CLIN	OUT	G1	DELTA
		CLIN	OUT	G1x	30200
		CLIN	OUT	G1x	30520
C 9	30320	ADMIN	OUT	G2	30520
		ADMIN	OUT	G2x	30520
		CLIN	OUT	G0	30520
		CLIN	OUT	G1	30520
		CLIN	OUT	G1x	30520
C 9	30400	ADMIN	OUT	G2	30520
		ADMIN	OUT	G2x	30520
		CLIN	OUT	G0	30520
		CLIN	OUT	G1	30520
		CLIN	OUT	G1x	30520
C 9	30410	ADMIN	OUT	G2	30520
		ADMIN	OUT	G2x	30520
		CLIN	OUT	G0	30520
		CLIN	OUT	G1	30520
		CLIN	OUT	G1x	30520

Data Entry Log
CPEP 14

Data Entry Log
CPEP 10

Data Entry Log
CPEP 11

Data Entry Log
CPEP 12

Data Entry Log
CPEP 13

CPEP 9: Otolaryngology
Data Entry Log

CPEP	PROCCODE	CLINADM	SITE	TIMECAT	SERVREF
C 9	30420	ADMIN	OUT	G2	30520
		ADMIN	OUT	G2x	30520
		CLIN	OUT	G0	30520
		CLIN	OUT	G1	30520
		CLIN	OUT	G1x	30520
C 9	30430	ADMIN	OUT	G2	30520
		ADMIN	OUT	G2x	30520
		CLIN	OUT	G0	30520
		CLIN	OUT	G1	30520
		CLIN	OUT	G1x	30520
C 9	30435	ADMIN	OUT	G2	30520
		ADMIN	OUT	G2x	30520
		CLIN	OUT	G0	30520
		CLIN	OUT	G1	30520
		CLIN	OUT	G1x	30520
C 9	30450	ADMIN	OUT	G2	30520
		ADMIN	OUT	G2x	30520
		CLIN	OUT	G0	30520
		CLIN	OUT	G1	30520
		CLIN	OUT	G1x	30520
C 9	30460	ADMIN	OUT	G2	30520
		ADMIN	OUT	G2x	30520
		CLIN	OUT	G0	30520
		CLIN	OUT	G1	30520
		CLIN	OUT	G1x	30520
C 9	30462	ADMIN	OUT	G2	30520
		ADMIN	OUT	G2x	30520
		CLIN	OUT	G0	30520
		CLIN	OUT	G1	30520
		CLIN	OUT	G1x	30520
C 9	30540	ADMIN	OUT	G2	30520
		ADMIN	OUT	G2x	30520
		CLIN	OUT	G0	30520
		CLIN	OUT	G1	30520
		CLIN	OUT	G1x	30520
C 9	30545	ADMIN	OUT	G2	30520
		ADMIN	OUT	G2x	30520
		CLIN	OUT	G0	30520
		CLIN	OUT	G1	30520
		CLIN	OUT	G1x	30520
C 9	30560	ADMIN	IN	G2	30200
		ADMIN	IN	G2x	30520
		ADMIN	OUT	G2x	30200
		ADMIN	OUT	G2x	30520
		CLIN	IN	G1	30200
		CLIN	IN	G1	DELTA
		CLIN	IN	G1x	30520
		CLIN	OUT	G1	DELTA
		CLIN	OUT	G1x	30200
CLIN	OUT	G1x	30520		
C 9	30580	ADMIN	IN	G2	DELTA
		ADMIN	IN	G2x	DELTA
		ADMIN	OUT	G2	30520
		ADMIN	OUT	G2x	30520
		CLIN	IN	G1	DELTA
		CLIN	IN	G1x	DELTA
		CLIN	OUT	G0	30520
		CLIN	OUT	G1	30520
		CLIN	OUT	G1x	30520

CPEP 9: Otolaryngology
Data Entry Log

CPEP	PROCCODE	CLINADM	SITE	TIMECAT	SERVREF
C 9	30600	ADMIN	IN	G2	DELTA
		ADMIN	IN	G2x	DELTA
		ADMIN	OUT	G2	30520
		ADMIN	OUT	G2x	30520
		CLIN	IN	G1	DELTA
		CLIN	IN	G1x	DELTA
		CLIN	OUT	G0	30520
		CLIN	OUT	G1	30520
C 9	30620	ADMIN	OUT	G2	30520
		ADMIN	OUT	G2x	30520
		CLIN	OUT	G0	30520
		CLIN	OUT	G1	30520
C 9	30630	ADMIN	OUT	G2	30520
		ADMIN	OUT	G2x	30520
		CLIN	OUT	G0	30520
		CLIN	OUT	G1	30520
		CLIN	OUT	G1x	30520
C 9	30801	ADMIN	IN	G2	30200
		ADMIN	IN	G2x	30520
		ADMIN	OUT	G2	30520
		ADMIN	OUT	G2x	30520
		CLIN	IN	G1	30200
		CLIN	IN	G1	DELTA
		CLIN	IN	G1x	30520
		CLIN	OUT	G0	30520
C 9	30802	ADMIN	IN	G2	30200
		ADMIN	IN	G2x	30520
		ADMIN	OUT	G2	30520
		ADMIN	OUT	G2x	30520
		CLIN	IN	G1	30200
		CLIN	IN	G1	DELTA
		CLIN	IN	G1x	30520
		CLIN	OUT	G0	30520
C 9	30901	ADMIN	IN	G2	30200
		ADMIN	OUT	G2x	30200
		CLIN	IN	G1	30200
		CLIN	IN	G1	DELTA
		CLIN	OUT	G1	DELTA
		CLIN	OUT	G1x	30200
C 9	30903	ADMIN	IN	G2	30200
		ADMIN	OUT	G2x	30200
		CLIN	IN	G1	30200
		CLIN	IN	G1	DELTA
		CLIN	OUT	G1	DELTA
C 9	30905	ADMIN	IN	G2	DELTA
		ADMIN	OUT	G2	DELTA
		CLIN	IN	G1	30200
		CLIN	IN	G1	DELTA
		CLIN	OUT	G1	DELTA
		CLIN	OUT	G1x	30200

Data Entry Log
CPEP 14

Data Entry Log
CPEP 10

Data Entry Log
CPEP 11

Data Entry Log
CPEP 12

Data Entry Log
CPEP 13

CPEP 9: Otolaryngology
Data Entry Log

CPEP	PROCCODE	CLINADM	SITE	TIMECAT	SERVREF
C 9	30906	ADMIN	IN	G2	DELTA
		ADMIN	OUT	G2	DELTA
		CLIN	IN	G1	30200
		CLIN	IN	G1	DELTA
		CLIN	OUT	G1	DELTA
		CLIN	OUT	G1x	30200
C 9	30915	ADMIN	OUT	G2	DELTA
		ADMIN	OUT	G2x	DELTA
		CLIN	OUT	G0	DELTA
		CLIN	OUT	G1	DELTA
		CLIN	OUT	G1x	DELTA
C 9	30920	ADMIN	OUT	G2	DELTA
		ADMIN	OUT	G2x	DELTA
		CLIN	OUT	G0	DELTA
		CLIN	OUT	G1	DELTA
		CLIN	OUT	G1x	DELTA
C 9	30930	ADMIN	OUT	G2	30520
		ADMIN	OUT	G2x	30520
		CLIN	OUT	G0	30520
		CLIN	OUT	G1	30520
		CLIN	OUT	G1x	30520
C 9	31000	ADMIN	IN	G2	30200
		ADMIN	IN	G2x	30520
		CLIN	IN	G1	30200
		CLIN	IN	G1	DELTA
		CLIN	IN	G1x	30520
C 9	31002	ADMIN	OUT	G2	30520
		ADMIN	OUT	G2x	30520
		CLIN	OUT	G0	30520
		CLIN	OUT	G1	30520
		CLIN	OUT	G1x	30520
C 9	31020	ADMIN	IN	G2	30200
		ADMIN	IN	G2x	30520
		ADMIN	OUT	G2x	30200
		ADMIN	OUT	G2x	30520
		CLIN	IN	G1	30200
		CLIN	IN	G1	DELTA
		CLIN	IN	G1x	30520
		CLIN	OUT	G1	DELTA
		CLIN	OUT	G1x	30200
		CLIN	OUT	G1x	30520
C 9	31030	ADMIN	IN	G2	30200
		ADMIN	IN	G2x	30520
		ADMIN	OUT	G2x	30200
		ADMIN	OUT	G2x	30520
		CLIN	IN	G1	30200
		CLIN	IN	G1	DELTA
		CLIN	IN	G1x	30520
		CLIN	OUT	G1	DELTA
		CLIN	OUT	G1x	30200
C 9	31032	ADMIN	OUT	G2	30520
		ADMIN	OUT	G2x	30520
		CLIN	OUT	G0	30520
		CLIN	OUT	G1	30520
		CLIN	OUT	G1x	30520
C 9	31040	ADMIN	OUT	G2	30520
		ADMIN	OUT	G2x	30520
		CLIN	OUT	G0	30520
		CLIN	OUT	G1	30520
		CLIN	OUT	G1x	30520

CPEP 9: Otolaryngology
Data Entry Log

CPEP	PROCCODE	CLINADM	SITE	TIMECAT	SERVREF
C 9	31050	ADMIN	OUT	G2	30520
		ADMIN	OUT	G2x	30520
		CLIN	OUT	G0	30520
		CLIN	OUT	G1	30520
		CLIN	OUT	G1x	30520
C 9	31051	ADMIN	OUT	G2	30520
		ADMIN	OUT	G2x	30520
		CLIN	OUT	G0	30520
		CLIN	OUT	G1	30520
		CLIN	OUT	G1x	30520
C 9	31070	ADMIN	OUT	G2	30520
		ADMIN	OUT	G2x	30520
		CLIN	OUT	G0	30520
		CLIN	OUT	G1	30520
		CLIN	OUT	G1x	30520
C 9	31075	ADMIN	OUT	G2	30520
		ADMIN	OUT	G2x	30520
		CLIN	OUT	G0	30520
		CLIN	OUT	G1	30520
		CLIN	OUT	G1x	30520
C 9	31080	ADMIN	OUT	G2	30520
		ADMIN	OUT	G2x	30520
		CLIN	OUT	G0	30520
		CLIN	OUT	G1	30520
		CLIN	OUT	G1x	30520
C 9	31081	ADMIN	OUT	G2	30520
		ADMIN	OUT	G2x	30520
		CLIN	OUT	G0	30520
		CLIN	OUT	G1	30520
		CLIN	OUT	G1x	30520
C 9	31084	ADMIN	OUT	G2	30520
		ADMIN	OUT	G2x	30520
		CLIN	OUT	G0	30520
		CLIN	OUT	G1	30520
		CLIN	OUT	G1x	30520
C 9	31085	ADMIN	OUT	G2	30520
		ADMIN	OUT	G2x	30520
		CLIN	OUT	G0	30520
		CLIN	OUT	G1	30520
		CLIN	OUT	G1x	30520
C 9	31086	ADMIN	OUT	G2	30520
		ADMIN	OUT	G2x	30520
		CLIN	OUT	G0	30520
		CLIN	OUT	G1	30520
		CLIN	OUT	G1x	30520
C 9	31087	ADMIN	OUT	G2	30520
		ADMIN	OUT	G2x	30520
		CLIN	OUT	G0	30520
		CLIN	OUT	G1	30520
		CLIN	OUT	G1x	30520
C 9	31090	ADMIN	OUT	G2	30520
		ADMIN	OUT	G2x	30520
		CLIN	OUT	G0	30520
		CLIN	OUT	G1	30520
		CLIN	OUT	G1x	30520

Data Entry Log
CPEP 14
Data Entry Log
CPEP 10
Data Entry Log
CPEP 11
Data Entry Log
CPEP 12
Data Entry Log
CPEP 13

CPEP 9: Otolaryngology
Data Entry Log

CPEP	PROCCODE	CLINADM	SITE	TIMECAT	SERVREF
C 9	31200	ADMIN	OUT	G2	30520
		ADMIN	OUT	G2x	30520
		CLIN	OUT	G0	30520
		CLIN	OUT	G1	30520
		CLIN	OUT	G1x	30520
C 9	31201	ADMIN	OUT	G2	30520
		ADMIN	OUT	G2x	30520
		CLIN	OUT	G0	30520
		CLIN	OUT	G1	30520
		CLIN	OUT	G1x	30520
C 9	31205	ADMIN	OUT	G2	30520
		ADMIN	OUT	G2x	30520
		CLIN	OUT	G0	30520
		CLIN	OUT	G1	30520
		CLIN	OUT	G1x	30520
C 9	31225	ADMIN	OUT	G2	21015
		ADMIN	OUT	G2x	21015
		CLIN	OUT	G0	21015
		CLIN	OUT	G1	21015
		CLIN	OUT	G1	DELTA
		CLIN	OUT	G1x	21015
C 9	31230	ADMIN	OUT	G2	21015
		ADMIN	OUT	G2x	21015
		CLIN	OUT	G0	21015
		CLIN	OUT	G1	21015
		CLIN	OUT	G1	DELTA
		CLIN	OUT	G1x	21015
C 9	31231	ADMIN	IN	G2	31575
		ADMIN	OUT	G2	31575
		CLIN	IN	G1	31575
C 9	31233	ADMIN	IN	G2	31575
		ADMIN	OUT	G2	31575
		CLIN	IN	G1	31575
		CLIN	IN	G1	DELTA
C 9	31235	ADMIN	IN	G2	31575
		CLIN	IN	G1	31575
		CLIN	IN	G1	DELTA
C 9	31237	ADMIN	IN	G2	31575
		ADMIN	OUT	G2	31575
		CLIN	IN	G1	31575
		CLIN	IN	G1	DELTA
C 9	31238	ADMIN	IN	G2	31575
		ADMIN	OUT	G2	31575
		CLIN	IN	G1	31575
		CLIN	IN	G1	DELTA
C 9	31239	ADMIN	OUT	G2	30520
		ADMIN	OUT	G2x	30520
		CLIN	OUT	G0	30520
		CLIN	OUT	G1	DELTA
		CLIN	OUT	G1x	30520
C 9	31240	ADMIN	OUT	G2	31575
		CLIN	OUT	G1	DELTA
C 9	31254	ADMIN	OUT	G2	31575
		CLIN	OUT	G1	DELTA
C 9	31255	ADMIN	OUT	G2	31575
		CLIN	OUT	G1	DELTA

CPEP 9: Otolaryngology
Data Entry Log

CPEP	PROCCODE	CLINADM	SITE	TIMECAT	SERVREF
C 9	31256	ADMIN	OUT	G2	31575
		CLIN	OUT	G1	DELTA
C 9	31267	ADMIN	OUT	G2	31575
		CLIN	OUT	G1	DELTA
C 9	31276	ADMIN	OUT	G2	31575
		CLIN	OUT	G1	DELTA
C 9	31287	ADMIN	OUT	G2	31575
		CLIN	OUT	G1	DELTA
C 9	31288	ADMIN	OUT	G2	31575
		CLIN	OUT	G1	DELTA
C 9	31290	ADMIN	OUT	G2	30520
		ADMIN	OUT	G2x	30520
		CLIN	OUT	G0	30520
		CLIN	OUT	G1	DELTA
		CLIN	OUT	G1x	30520
C 9	31291	ADMIN	OUT	G2	30520
		ADMIN	OUT	G2x	30520
		CLIN	OUT	G0	30520
		CLIN	OUT	G1	DELTA
		CLIN	OUT	G1x	30520
C 9	31292	ADMIN	OUT	G2	30520
		ADMIN	OUT	G2x	30520
		CLIN	OUT	G0	30520
		CLIN	OUT	G1	DELTA
		CLIN	OUT	G1x	30520
C 9	31293	ADMIN	OUT	G2	30520
		ADMIN	OUT	G2x	30520
		CLIN	OUT	G0	30520
		CLIN	OUT	G1	DELTA
		CLIN	OUT	G1x	30520
C 9	31294	ADMIN	OUT	G2	30520
		ADMIN	OUT	G2x	30520
		CLIN	OUT	G0	30520
		CLIN	OUT	G1	DELTA
		CLIN	OUT	G1x	30520
C 9	31300	ADMIN	OUT	G2	31360
		ADMIN	OUT	G2x	31360
		CLIN	OUT	G0	31360
		CLIN	OUT	G1	DELTA
		CLIN	OUT	G1x	31360
C 9	31320	ADMIN	OUT	G2	31360
		ADMIN	OUT	G2x	31360
		CLIN	OUT	G0	31360
		CLIN	OUT	G1	DELTA
		CLIN	OUT	G1x	31360
C 9	31365	ADMIN	OUT	G2	31360
		ADMIN	OUT	G2x	31360
		CLIN	OUT	G0	31360
		CLIN	OUT	G1	DELTA
		CLIN	OUT	G1x	31360
C 9	31367	ADMIN	OUT	G2	31360
		ADMIN	OUT	G2x	31360
		CLIN	OUT	G0	31360
		CLIN	OUT	G1	DELTA
		CLIN	OUT	G1x	31360

Data Entry Log
CPEP 14

Data Entry Log
CPEP 10

Data Entry Log
CPEP 11

Data Entry Log
CPEP 12

Data Entry Log
CPEP 13

CPEP 9: Otolaryngology
Data Entry Log

CPEP	PROCCODE	CLINADM	SITE	TIMECAT	SERVREF
C 9	31368	ADMIN	OUT	G2	31360
		ADMIN	OUT	G2x	31360
		CLIN	OUT	G0	31360
		CLIN	OUT	G1	DELTA
		CLIN	OUT	G1x	31360
C 9	31370	ADMIN	OUT	G2	31360
		ADMIN	OUT	G2x	31360
		CLIN	OUT	G0	31360
		CLIN	OUT	G1	DELTA
		CLIN	OUT	G1x	31360
C 9	31375	ADMIN	OUT	G2	31360
		ADMIN	OUT	G2x	31360
		CLIN	OUT	G0	31360
		CLIN	OUT	G1	DELTA
		CLIN	OUT	G1x	31360
C 9	31380	ADMIN	OUT	G2	31360
		ADMIN	OUT	G2x	31360
		CLIN	OUT	G0	31360
		CLIN	OUT	G1	DELTA
		CLIN	OUT	G1x	31360
C 9	31382	ADMIN	OUT	G2	31360
		ADMIN	OUT	G2x	31360
		CLIN	OUT	G0	31360
		CLIN	OUT	G1	DELTA
		CLIN	OUT	G1x	31360
C 9	31390	ADMIN	OUT	G2	31360
		ADMIN	OUT	G2x	31360
		CLIN	OUT	G0	31360
		CLIN	OUT	G1	DELTA
		CLIN	OUT	G1x	31360
C 9	31395	ADMIN	OUT	G2	31360
		ADMIN	OUT	G2x	31360
		CLIN	OUT	G0	31360
		CLIN	OUT	G1	DELTA
		CLIN	OUT	G1x	31360
C 9	31400	ADMIN	OUT	G2	31360
		ADMIN	OUT	G2x	31360
		CLIN	OUT	G0	31360
		CLIN	OUT	G1	DELTA
		CLIN	OUT	G1x	31360
C 9	31420	ADMIN	OUT	G2	31360
		ADMIN	OUT	G2x	31360
		CLIN	OUT	G0	31360
		CLIN	OUT	G1	DELTA
		CLIN	OUT	G1x	31360
C 9	31502	ADMIN	IN	G2	31575
		ADMIN	OUT	G2	31575
		CLIN	IN	G1	31575
		CLIN	IN	G1	DELTA
C 9	31505	ADMIN	IN	G2	31575
		ADMIN	OUT	G2	31575
		CLIN	IN	G1	31575
		CLIN	OUT	G1	DELTA
C 9	31510	ADMIN	IN	G2	31575
		ADMIN	OUT	G2	31575
		CLIN	IN	G1	31575
		CLIN	IN	G1	DELTA

CPEP 9: Otolaryngology
Data Entry Log

CPEP	PROCCODE	CLINADM	SITE	TIMECAT	SERVREF
C 9	31511	ADMIN	IN	G2	31575
		ADMIN	OUT	G2	31575
		CLIN	IN	G1	31575
		CLIN	IN	G1	DELTA
C 9	31512	ADMIN	IN	G2	31575
		ADMIN	OUT	G2	31575
		CLIN	IN	G1	31575
		CLIN	IN	G1	DELTA
C 9	31513	ADMIN	OUT	G2	31575
		CLIN	OUT	G1	DELTA
C 9	31515	ADMIN	OUT	G2	31575
		CLIN	OUT	G1	DELTA
C 9	31520	ADMIN	OUT	G2	31575
		CLIN	OUT	G1	DELTA
C 9	31525	ADMIN	OUT	G2	31575
		CLIN	OUT	G1	DELTA
C 9	31526	ADMIN	OUT	G2	31575
		CLIN	OUT	G1	DELTA
C 9	31527	ADMIN	OUT	G2	31575
		CLIN	OUT	G1	DELTA
C 9	31528	ADMIN	OUT	G2	31575
		CLIN	OUT	G1	DELTA
C 9	31529	ADMIN	OUT	G2	31575
		CLIN	OUT	G1	DELTA
C 9	31530	ADMIN	OUT	G2	31575
		CLIN	OUT	G1	DELTA
C 9	31531	ADMIN	OUT	G2	31575
		CLIN	OUT	G1	DELTA
C 9	31535	ADMIN	OUT	G2	31575
		CLIN	OUT	G1	DELTA
C 9	31536	ADMIN	OUT	G2	31575
		CLIN	OUT	G1	DELTA
C 9	31540	ADMIN	OUT	G2	31575
		CLIN	OUT	G1	DELTA
C 9	31541	ADMIN	OUT	G2	31575
		CLIN	OUT	G1	DELTA
C 9	31560	ADMIN	OUT	G2	31575
		CLIN	OUT	G1	DELTA
C 9	31561	ADMIN	OUT	G2	31575
		CLIN	OUT	G1	DELTA
C 9	31570	ADMIN	OUT	G2	31575
		CLIN	OUT	G1	DELTA
C 9	31571	ADMIN	OUT	G2	31575
		CLIN	OUT	G1	DELTA
C 9	31576	ADMIN	IN	G2	31575
		ADMIN	OUT	G2	31575
		CLIN	IN	G1	31575
		CLIN	IN	G1	DELTA

Data Entry Log
 CPEP 14
 CPEP 10
 CPEP 11
 CPEP 12
 CPEP 13

CPEP 9: Otolaryngology
Data Entry Log

CPEP	PROCCODE	CLINADM	SITE	TIMECAT	SERVREF
C 9	31577	ADMIN	IN	G2	31575
		ADMIN	OUT	G2	31575
		CLIN	IN	G1	31575
		CLIN	IN	G1	DELTA
C 9	31578	ADMIN	IN	G2	31575
		ADMIN	OUT	G2	31575
		CLIN	IN	G1	31575
		CLIN	IN	G1	DELTA
C 9	31579	ADMIN	IN	G2	31575
		ADMIN	OUT	G2	31575
		CLIN	IN	G1	31575
		CLIN	IN	G1	DELTA
C 9	31580	ADMIN	OUT	G2	31360
		ADMIN	OUT	G2x	31360
		CLIN	OUT	G0	31360
		CLIN	OUT	G1	DELTA
		CLIN	OUT	G1x	31360
C 9	31582	ADMIN	OUT	G2	31360
		ADMIN	OUT	G2x	31360
		CLIN	OUT	G0	31360
		CLIN	OUT	G1	DELTA
		CLIN	OUT	G1x	31360
C 9	31584	ADMIN	OUT	G2	31360
		ADMIN	OUT	G2x	31360
		CLIN	OUT	G1	DELTA
		CLIN	OUT	G1x	31360
C 9	31585	ADMIN	OUT	G2	31360
		ADMIN	OUT	G2x	31360
		CLIN	OUT	G1	DELTA
		CLIN	OUT	G1x	31360
C 9	31586	ADMIN	OUT	G2	31360
		ADMIN	OUT	G2x	31360
		CLIN	OUT	G1	DELTA
		CLIN	OUT	G1x	31360
C 9	31587	ADMIN	OUT	G2	31360
		ADMIN	OUT	G2x	31360
		CLIN	OUT	G0	31360
		CLIN	OUT	G1	DELTA
		CLIN	OUT	G1x	31360
C 9	31588	ADMIN	OUT	G2	31360
		ADMIN	OUT	G2x	31360
		CLIN	OUT	G0	31360
		CLIN	OUT	G1	DELTA
		CLIN	OUT	G1x	31360
C 9	31590	ADMIN	OUT	G2	31360
		ADMIN	OUT	G2x	31360
		CLIN	OUT	G0	31360
		CLIN	OUT	G1	DELTA
		CLIN	OUT	G1x	31360
		CLIN	OUT	G1x	DELTA
C 9	31595	ADMIN	OUT	G2	31360
		ADMIN	OUT	G2x	31360
		CLIN	OUT	G0	31360
		CLIN	OUT	G1	DELTA
		CLIN	OUT	G1x	31360
		CLIN	OUT	G1x	DELTA

CPEP 9: Otolaryngology
Data Entry Log

CPEP	PROCCODE	CLINADM	SITE	TIMECAT	SERVREF
C 9	31600	ADMIN	OUT	G2	31360
		ADMIN	OUT	G2x	31360
		CLIN	OUT	G1	DELTA
C 9	31601	ADMIN	OUT	G2	31360
		ADMIN	OUT	G2x	31360
		CLIN	OUT	G1	DELTA
C 9	31603	ADMIN	OUT	G2	31360
		ADMIN	OUT	G2x	31360
		CLIN	OUT	G1	DELTA
C 9	31605	ADMIN	OUT	G2	31360
		ADMIN	OUT	G2x	31360
		CLIN	OUT	G1	DELTA
C 9	31610	ADMIN	OUT	G2	31360
		ADMIN	OUT	G2x	31360
		CLIN	OUT	G0	31360
		CLIN	OUT	G1	DELTA
		CLIN	OUT	G1x	31360
		CLIN	OUT	G1x	DELTA
C 9	31611	ADMIN	OUT	G2	31360
		ADMIN	OUT	G2x	31360
		CLIN	OUT	G0	31360
		CLIN	OUT	G1	DELTA
		CLIN	OUT	G1x	31360
C 9	31613	ADMIN	OUT	G2	31360
		ADMIN	OUT	G2x	31360
		CLIN	OUT	G0	31360
		CLIN	OUT	G1	DELTA
		CLIN	OUT	G1x	31360
		CLIN	OUT	G1x	DELTA
C 9	31614	ADMIN	OUT	G2	31360
		ADMIN	OUT	G2x	31360
		CLIN	OUT	G0	31360
		CLIN	OUT	G1	DELTA
		CLIN	OUT	G1x	31360
		CLIN	OUT	G1x	DELTA
C 9	31708	ADMIN	OUT	G2	31575
		CLIN	OUT	G1	DELTA
C 9	31750	ADMIN	OUT	G2	31360
		ADMIN	OUT	G2x	31360
		CLIN	OUT	G0	31360
		CLIN	OUT	G1	DELTA
		CLIN	OUT	G1x	31360
		CLIN	OUT	G1x	DELTA
C 9	31755	ADMIN	OUT	G2	31360
		ADMIN	OUT	G2x	31360
		CLIN	OUT	G0	31360
		CLIN	OUT	G1	DELTA
		CLIN	OUT	G1x	31360
C 9	31820	ADMIN	IN	G2	DELTA
		ADMIN	IN	G2x	DELTA
		ADMIN	OUT	G2	31360
		ADMIN	OUT	G2x	31360
		CLIN	IN	G1	DELTA
		CLIN	IN	G1x	DELTA
		CLIN	OUT	G0	31360
		CLIN	OUT	G1	DELTA
		CLIN	OUT	G1x	31360
		CLIN	OUT	G1x	DELTA

Data Entry Log
CPEP 14

Data Entry Log
CPEP 10

Data Entry Log
CPEP 11

Data Entry Log
CPEP 12

Data Entry Log
CPEP 13

CPEP 9: Otolaryngology
Data Entry Log

CPEP	PROCCODE	CLINADM	SITE	TIMECAT	SERVREF
C 9	31825	ADMIN	IN	G2	DELTA
		ADMIN	IN	G2x	DELTA
		ADMIN	OUT	G2	31360
		ADMIN	OUT	G2x	31360
		CLIN	IN	G1	DELTA
		CLIN	IN	G1x	DELTA
		CLIN	OUT	G0	31360
		CLIN	OUT	G1	DELTA
		CLIN	OUT	G1x	31360
C 9	31830	ADMIN	IN	G2	DELTA
		ADMIN	IN	G2x	DELTA
		ADMIN	OUT	G2	31360
		ADMIN	OUT	G2x	31360
		CLIN	IN	G1	DELTA
		CLIN	IN	G1x	DELTA
		CLIN	OUT	G0	31360
		CLIN	OUT	G1	DELTA
		CLIN	OUT	G1x	31360
C 9	38700	ADMIN	OUT	G2	31360
		ADMIN	OUT	G2x	31360
		CLIN	OUT	G0	31360
		CLIN	OUT	G1	DELTA
		CLIN	OUT	G1x	31360
C 9	38720	ADMIN	OUT	G2	31360
		ADMIN	OUT	G2x	31360
		CLIN	OUT	G0	31360
		CLIN	OUT	G1	DELTA
		CLIN	OUT	G1x	31360
C 9	38724	ADMIN	OUT	G2	31360
		ADMIN	OUT	G2x	31360
		CLIN	OUT	G0	31360
		CLIN	OUT	G1	DELTA
		CLIN	OUT	G1x	31360
C 9	40490	ADMIN	IN	G2	40520
		ADMIN	IN	G2x	40520
		CLIN	IN	G1	40520
		CLIN	IN	G1	DELTA
		CLIN	IN	G1x	40520
C 9	40500	ADMIN	IN	G2	40520
		ADMIN	IN	G2x	40520
		ADMIN	OUT	G2	40520
		ADMIN	OUT	G2x	40520
		CLIN	IN	G1	40520
		CLIN	IN	G1x	40520
		CLIN	OUT	G0	40520
		CLIN	OUT	G1	40520
		CLIN	OUT	G1x	40520
C 9	40510	ADMIN	IN	G2	40520
		ADMIN	IN	G2x	40520
		ADMIN	OUT	G2	40520
		ADMIN	OUT	G2x	40520
		CLIN	IN	G1	40520
		CLIN	IN	G1x	40520
		CLIN	OUT	G0	40520
		CLIN	OUT	G1	40520
		CLIN	OUT	G1x	40520

CPEP 9: Otolaryngology
Data Entry Log

CPEP	PROCCODE	CLINADM	SITE	TIMECAT	SERVREF
C 9	40527	ADMIN	OUT	G2	40525
		ADMIN	OUT	G2x	40525
		CLIN	OUT	G0	40525
		CLIN	OUT	G1	40525
		CLIN	OUT	G1x	40525
C 9	40530	ADMIN	IN	G2	40525
		ADMIN	IN	G2x	40525
		ADMIN	OUT	G2	40525
		ADMIN	OUT	G2x	40525
		CLIN	IN	G1	40525
		CLIN	IN	G1	DELTA
		CLIN	IN	G1x	40525
		CLIN	OUT	G0	40525
		CLIN	OUT	G1	40525
		CLIN	OUT	G1	DELTA
		CLIN	OUT	G1x	40525
C 9	40650	ADMIN	IN	G2	40525
		ADMIN	IN	G2x	40525
		ADMIN	OUT	G2	40525
		ADMIN	OUT	G2x	40525
		CLIN	IN	G1	40525
		CLIN	IN	G1	DELTA
		CLIN	IN	G1x	40525
		CLIN	OUT	G0	40525
		CLIN	OUT	G1	40525
		CLIN	OUT	G1	DELTA
		CLIN	OUT	G1x	40525
C 9	40652	ADMIN	IN	G2	40525
		ADMIN	IN	G2x	40525
		ADMIN	OUT	G2	40525
		ADMIN	OUT	G2x	40525
		CLIN	IN	G1	40525
		CLIN	IN	G1	DELTA
		CLIN	IN	G1x	40525
		CLIN	OUT	G0	40525
		CLIN	OUT	G1	40525
		CLIN	OUT	G1	DELTA
		CLIN	OUT	G1x	40525
C 9	40654	ADMIN	IN	G2	40525
		ADMIN	IN	G2x	40525
		ADMIN	OUT	G2	40525
		ADMIN	OUT	G2x	40525
		CLIN	IN	G1	40525
		CLIN	IN	G1	DELTA
		CLIN	IN	G1x	40525
		CLIN	OUT	G0	40525
		CLIN	OUT	G1	40525
		CLIN	OUT	G1	DELTA
		CLIN	OUT	G1x	40525
C 9	40700	ADMIN	OUT	G2	40525
		ADMIN	OUT	G2x	40525
		CLIN	OUT	G0	40525
		CLIN	OUT	G1	40525
		CLIN	OUT	G1x	40525
C 9	40701	ADMIN	OUT	G2	40525
		ADMIN	OUT	G2x	40525
		CLIN	OUT	G0	40525
		CLIN	OUT	G1	40525
		CLIN	OUT	G1	DELTA
CLIN	OUT	G1x	40525		

Data Entry Log
CPEP 14

Data Entry Log
CPEP 10

Data Entry Log
CPEP 11

Data Entry Log
CPEP 12

Data Entry Log
CPEP 13

CPEP 9: Otolaryngology
Data Entry Log

CPEP	PROCCODE	CLINADM	SITE	TIMECAT	SERVREF
C 9	40702	ADMIN	OUT	G2	40525
		ADMIN	OUT	G2x	40525
		CLIN	OUT	G0	40525
		CLIN	OUT	G1	40525
		CLIN	OUT	G1x	40525
C 9	40720	ADMIN	OUT	G2	40525
		ADMIN	OUT	G2x	40525
		CLIN	OUT	G0	40525
		CLIN	OUT	G1	40525
		CLIN	OUT	G1x	40525
C 9	40761	ADMIN	OUT	G2	40525
		ADMIN	OUT	G2x	40525
		CLIN	OUT	G0	40525
		CLIN	OUT	G1	40525
		CLIN	OUT	G1	DELTA
C 9	40800	ADMIN	IN	G2	40520
		ADMIN	IN	G2x	40520
		CLIN	IN	G1	40520
		CLIN	IN	G1	DELTA
		CLIN	IN	G1x	40520
C 9	40801	ADMIN	IN	G2	40520
		ADMIN	IN	G2x	40520
		ADMIN	OUT	G2	40520
		ADMIN	OUT	G2x	40520
		CLIN	IN	G1	40520
		CLIN	IN	G1	DELTA
		CLIN	IN	G1x	40520
		CLIN	OUT	G0	40520
		CLIN	OUT	G1	40520
		CLIN	OUT	G1	DELTA
C 9	40804	ADMIN	IN	G2	40520
		ADMIN	IN	G2x	40520
		ADMIN	OUT	G2	40520
		ADMIN	OUT	G2x	40520
		CLIN	IN	G1	40520
		CLIN	IN	G1	DELTA
		CLIN	IN	G1x	40520
		CLIN	OUT	G0	40520
		CLIN	OUT	G1	40520
		CLIN	OUT	G1	DELTA
C 9	40805	ADMIN	IN	G2	40520
		ADMIN	IN	G2x	40520
		ADMIN	OUT	G2	40520
		ADMIN	OUT	G2x	40520
		CLIN	IN	G1	40520
		CLIN	IN	G1x	40520
		CLIN	OUT	G0	40520
		CLIN	OUT	G1	40520
C 9	40806	ADMIN	IN	G2	40520
		ADMIN	IN	G2x	40520
		ADMIN	OUT	G2	40520
		ADMIN	OUT	G2x	40520
		CLIN	IN	G1	40520
		CLIN	IN	G1	DELTA
		CLIN	IN	G1x	40520
		CLIN	OUT	G0	40520
CLIN	OUT	G1	40520		
CLIN	OUT	G1	DELTA		
CLIN	OUT	G1x	40520		

CPEP 9: Otolaryngology
Data Entry Log

CPEP	PROCCODE	CLINADM	SITE	TIMECAT	SERVREF
C 9	40808	ADMIN	IN	G2	40520
		ADMIN	IN	G2x	40520
		ADMIN	OUT	G2	40520
		ADMIN	OUT	G2x	40520
		CLIN	IN	G1	40520
		CLIN	IN	G1	DELTA
		CLIN	IN	G1x	40520
		CLIN	OUT	G0	40520
		CLIN	OUT	G1	40520
		CLIN	OUT	G1	DELTA
		CLIN	OUT	G1x	40520
		C 9	40810	ADMIN	IN
ADMIN	IN			G2x	40520
ADMIN	OUT			G2	40520
ADMIN	OUT			G2x	40520
CLIN	IN			G1	40520
CLIN	IN			G1	DELTA
CLIN	IN			G1x	40520
CLIN	OUT			G0	40520
CLIN	OUT			G1	40520
CLIN	OUT			G1	DELTA
CLIN	OUT			G1x	40520
C 9	40812			ADMIN	IN
		ADMIN	IN	G2x	40520
		ADMIN	OUT	G2	40520
		ADMIN	OUT	G2x	40520
		CLIN	IN	G1	40520
		CLIN	IN	G1	DELTA
		CLIN	IN	G1x	40520
		CLIN	OUT	G0	40520
		CLIN	OUT	G1	40520
		CLIN	OUT	G1	DELTA
		CLIN	OUT	G1x	40520
		C 9	40814	ADMIN	IN
ADMIN	IN			G2x	40520
ADMIN	OUT			G2	40520
ADMIN	OUT			G2x	40520
CLIN	IN			G1	40520
CLIN	IN			G1	DELTA
CLIN	IN			G1x	40520
CLIN	OUT			G0	40520
CLIN	OUT			G1	40520
CLIN	OUT			G1	DELTA
CLIN	OUT			G1x	40520
C 9	40816			ADMIN	IN
		ADMIN	IN	G2x	40525
		ADMIN	OUT	G2	40525
		ADMIN	OUT	G2x	40525
		CLIN	IN	G1	40525
		CLIN	IN	G1	DELTA
		CLIN	IN	G1x	40525
		CLIN	OUT	G0	40525
		CLIN	OUT	G1	40525
		CLIN	OUT	G1	DELTA
		CLIN	OUT	G1x	40525
		C 9	40818	ADMIN	IN
ADMIN	IN			G2x	40520
ADMIN	OUT			G2	40520
ADMIN	OUT			G2x	40520

Data Entry Log
CPEP 14

Data Entry Log
CPEP 10

Data Entry Log
CPEP 11

Data Entry Log
CPEP 12

Data Entry Log
CPEP 13

CPEP 9: Otolaryngology
Data Entry Log

CPEP	PROCCODE	CLINADM	SITE	TIMECAT	SERVREF
		CLIN	IN	G1	40520
		CLIN	IN	G1	DELTA
		CLIN	IN	G1x	40520
		CLIN	OUT	G0	40520
		CLIN	OUT	G1	40520
		CLIN	OUT	G1	DELTA
		CLIN	OUT	G1x	40520
C 9	40819	ADMIN	IN	G2	40520
		ADMIN	IN	G2x	40520
		ADMIN	OUT	G2	40520
		ADMIN	OUT	G2x	40520
		CLIN	IN	G1	40520
		CLIN	IN	G1	DELTA
		CLIN	IN	G1x	40520
		CLIN	OUT	G0	40520
		CLIN	OUT	G1	40520
		CLIN	OUT	G1	DELTA
		CLIN	OUT	G1x	40520
C 9	40820	ADMIN	IN	G2	40520
		ADMIN	IN	G2x	40520
		ADMIN	OUT	G2	40520
		ADMIN	OUT	G2x	40520
		CLIN	IN	G1	40520
		CLIN	IN	G1	DELTA
		CLIN	IN	G1x	40520
		CLIN	OUT	G0	40520
		CLIN	OUT	G1	40520
		CLIN	OUT	G1	DELTA
		CLIN	OUT	G1x	40520
C 9	40830	ADMIN	IN	G2	40520
		ADMIN	IN	G2x	40520
		ADMIN	OUT	G2	40520
		ADMIN	OUT	G2x	40520
		CLIN	IN	G1	40520
		CLIN	IN	G1	DELTA
		CLIN	IN	G1x	40520
		CLIN	OUT	G0	40520
		CLIN	OUT	G1	40520
		CLIN	OUT	G1	DELTA
		CLIN	OUT	G1x	40520
C 9	40831	ADMIN	IN	G2	40520
		ADMIN	IN	G2x	40520
		ADMIN	OUT	G2	40520
		ADMIN	OUT	G2x	40520
		CLIN	IN	G1	40520
		CLIN	IN	G1	DELTA
		CLIN	IN	G1x	40520
		CLIN	OUT	G0	40520
		CLIN	OUT	G1	40520
		CLIN	OUT	G1	DELTA
		CLIN	OUT	G1x	40520
C 9	40840	ADMIN	IN	G2	40525
		ADMIN	IN	G2x	40525
		ADMIN	OUT	G2	40525
		ADMIN	OUT	G2x	40525
		CLIN	IN	G1	40525
		CLIN	IN	G1	DELTA
		CLIN	IN	G1x	40525
		CLIN	OUT	G0	40525
		CLIN	OUT	G1	40525
		CLIN	OUT	G1	DELTA
		CLIN	OUT	G1x	40525

CPEP 9: Otolaryngology
Data Entry Log

CPEP	PROCCODE	CLINADM	SITE	TIMECAT	SERVREF
C 9	40842	ADMIN	IN	G2	40525
		ADMIN	IN	G2x	40525
		ADMIN	OUT	G2	40525
		ADMIN	OUT	G2x	40525
		CLIN	IN	G1	40525
		CLIN	IN	G1	DELTA
		CLIN	IN	G1x	40525
		CLIN	OUT	G0	40525
		CLIN	OUT	G1	40525
		CLIN	OUT	G1	DELTA
		CLIN	OUT	G1x	40525
		C 9	40843	ADMIN	IN
ADMIN	IN			G2x	40525
ADMIN	OUT			G2	40525
ADMIN	OUT			G2x	40525
CLIN	IN			G1	40525
CLIN	IN			G1	DELTA
CLIN	IN			G1x	40525
CLIN	OUT			G0	40525
CLIN	OUT			G1	40525
CLIN	OUT			G1	DELTA
CLIN	OUT			G1x	40525
C 9	40844			ADMIN	IN
		ADMIN	IN	G2x	40525
		ADMIN	OUT	G2	40525
		ADMIN	OUT	G2x	40525
		CLIN	IN	G1	40525
		CLIN	IN	G1	DELTA
		CLIN	IN	G1x	40525
		CLIN	OUT	G0	40525
		CLIN	OUT	G1	40525
		CLIN	OUT	G1	DELTA
		CLIN	OUT	G1x	40525
		C 9	40845	ADMIN	IN
ADMIN	IN			G2x	40525
ADMIN	OUT			G2	40525
ADMIN	OUT			G2x	40525
CLIN	IN			G1	40525
CLIN	IN			G1	DELTA
CLIN	IN			G1x	40525
CLIN	OUT			G0	40525
CLIN	OUT			G1	40525
CLIN	OUT			G1	DELTA
CLIN	OUT			G1x	40525
C 9	41000			ADMIN	IN
		ADMIN	IN	G2x	40520
		ADMIN	OUT	G2	40520
		ADMIN	OUT	G2x	40520
		CLIN	IN	G1	40520
		CLIN	IN	G1	DELTA
		CLIN	IN	G1x	40520
		CLIN	OUT	G0	40520
		CLIN	OUT	G1	40520
		CLIN	OUT	G1	DELTA
		CLIN	OUT	G1x	40520
		C 9	41005	ADMIN	IN
ADMIN	IN			G2x	40520
ADMIN	OUT			G2	40520
ADMIN	OUT			G2x	40520

Data Entry Log
CPEP 14

Data Entry Log
CPEP 10

Data Entry Log
CPEP 11

Data Entry Log
CPEP 12

Data Entry Log
CPEP 13

CPEP 9: Otolaryngology
Data Entry Log

CPEP	PROCCODE	CLINADM	SITE	TIMECAT	SERVREF
		CLIN	IN	G1	40520
		CLIN	IN	G1	DELTA
		CLIN	IN	G1x	40520
		CLIN	OUT	G0	40520
		CLIN	OUT	G1	40520
		CLIN	OUT	G1	DELTA
		CLIN	OUT	G1x	40520
C 9	41006	ADMIN	IN	G2	40520
		ADMIN	IN	G2x	40520
		ADMIN	OUT	G2	40520
		ADMIN	OUT	G2x	40520
		CLIN	IN	G1	40520
		CLIN	IN	G1	DELTA
		CLIN	IN	G1x	40520
		CLIN	OUT	G0	40520
		CLIN	OUT	G1	40520
		CLIN	OUT	G1	DELTA
		CLIN	OUT	G1x	40520
C 9	41007	ADMIN	IN	G2	40520
		ADMIN	IN	G2x	40520
		ADMIN	OUT	G2	40520
		ADMIN	OUT	G2x	40520
		CLIN	IN	G1	40520
		CLIN	IN	G1	DELTA
		CLIN	IN	G1x	40520
		CLIN	OUT	G0	40520
		CLIN	OUT	G1	40520
		CLIN	OUT	G1	DELTA
		CLIN	OUT	G1x	40520
C 9	41008	ADMIN	IN	G2	40520
		ADMIN	IN	G2x	40520
		ADMIN	OUT	G2	40520
		ADMIN	OUT	G2x	40520
		CLIN	IN	G1	40520
		CLIN	IN	G1	DELTA
		CLIN	IN	G1x	40520
		CLIN	OUT	G0	40520
		CLIN	OUT	G1	40520
		CLIN	OUT	G1	DELTA
		CLIN	OUT	G1x	40520
C 9	41009	ADMIN	IN	G2	40520
		ADMIN	IN	G2x	40520
		ADMIN	OUT	G2	40520
		ADMIN	OUT	G2x	40520
		CLIN	IN	G1	40520
		CLIN	IN	G1	DELTA
		CLIN	IN	G1x	40520
		CLIN	OUT	G0	40520
		CLIN	OUT	G1	40520
		CLIN	OUT	G1	DELTA
		CLIN	OUT	G1x	40520
C 9	41010	ADMIN	IN	G2	40520
		ADMIN	IN	G2x	40520
		ADMIN	OUT	G2	40520
		ADMIN	OUT	G2x	40520
		CLIN	IN	G1	40520
		CLIN	IN	G1	DELTA
		CLIN	IN	G1x	40520
		CLIN	OUT	G0	40520
		CLIN	OUT	G1	40520
		CLIN	OUT	G1	DELTA
		CLIN	OUT	G1x	40520

CPEP 9: Otolaryngology
Data Entry Log

CPEP	PROCCODE	CLINADM	SITE	TIMECAT	SERVREF
C 9	41015	ADMIN	IN	G2	40520
		ADMIN	IN	G2x	40520
		ADMIN	OUT	G2	40520
		ADMIN	OUT	G2x	40520
		CLIN	IN	G1	40520
		CLIN	IN	G1	DELTA
		CLIN	IN	G1x	40520
		CLIN	OUT	G0	40520
		CLIN	OUT	G1	40520
		CLIN	OUT	G1	DELTA
		CLIN	OUT	G1x	40520
		C 9	41016	ADMIN	IN
ADMIN	IN			G2x	40520
ADMIN	OUT			G2	40520
ADMIN	OUT			G2x	40520
CLIN	IN			G1	40520
CLIN	IN			G1	DELTA
CLIN	IN			G1x	40520
CLIN	OUT			G0	40520
CLIN	OUT			G1	40520
CLIN	OUT			G1	DELTA
CLIN	OUT			G1x	40520
C 9	41017			ADMIN	IN
		ADMIN	IN	G2x	40520
		ADMIN	OUT	G2	40520
		ADMIN	OUT	G2x	40520
		CLIN	IN	G1	40520
		CLIN	IN	G1	DELTA
		CLIN	IN	G1x	40520
		CLIN	OUT	G0	40520
		CLIN	OUT	G1	40520
		CLIN	OUT	G1	DELTA
		CLIN	OUT	G1x	40520
		C 9	41018	ADMIN	IN
ADMIN	IN			G2x	40520
ADMIN	OUT			G2	40520
ADMIN	OUT			G2x	40520
CLIN	IN			G1	40520
CLIN	IN			G1	DELTA
CLIN	IN			G1x	40520
CLIN	OUT			G0	40520
CLIN	OUT			G1	40520
CLIN	OUT			G1	DELTA
CLIN	OUT			G1x	40520
C 9	41100			ADMIN	IN
		ADMIN	IN	G2x	40520
		ADMIN	OUT	G2	40520
		ADMIN	OUT	G2x	40520
		CLIN	IN	G1	40520
		CLIN	IN	G1	DELTA
		CLIN	IN	G1x	40520
		CLIN	OUT	G0	40520
		CLIN	OUT	G1	40520
		CLIN	OUT	G1	DELTA
		CLIN	OUT	G1x	40520
		C 9	41105	ADMIN	IN
ADMIN	IN			G2x	40520
ADMIN	OUT			G2	40520
ADMIN	OUT			G2x	40520

Data Entry Log
CPEP 14

Data Entry Log
CPEP 10

Data Entry Log
CPEP 11

Data Entry Log
CPEP 12

Data Entry Log
CPEP 13

CPEP 9: Otolaryngology
Data Entry Log

CPEP	PROCCODE	CLINADM	SITE	TIMECAT	SERVREF
		CLIN	IN	G1	40520
		CLIN	IN	G1	DELTA
		CLIN	IN	G1x	40520
		CLIN	OUT	G0	40520
		CLIN	OUT	G1	40520
		CLIN	OUT	G1	DELTA
		CLIN	OUT	G1x	40520
C 9	41108	ADMIN	IN	G2	40520
		ADMIN	IN	G2x	40520
		ADMIN	OUT	G2	40520
		ADMIN	OUT	G2x	40520
		CLIN	IN	G1	40520
		CLIN	IN	G1	DELTA
		CLIN	IN	G1x	40520
		CLIN	OUT	G0	40520
		CLIN	OUT	G1	40520
		CLIN	OUT	G1	DELTA
		CLIN	OUT	G1x	40520
C 9	41110	ADMIN	IN	G2	40520
		ADMIN	IN	G2x	40520
		ADMIN	OUT	G2	40520
		ADMIN	OUT	G2x	40520
		CLIN	IN	G1	40520
		CLIN	IN	G1	DELTA
		CLIN	IN	G1x	40520
		CLIN	OUT	G0	40520
		CLIN	OUT	G1	40520
		CLIN	OUT	G1	DELTA
		CLIN	OUT	G1x	40520
C 9	41112	ADMIN	IN	G2	40520
		ADMIN	IN	G2x	40520
		ADMIN	OUT	G2	40520
		ADMIN	OUT	G2x	40520
		CLIN	IN	G1	40520
		CLIN	IN	G1	DELTA
		CLIN	IN	G1x	40520
		CLIN	OUT	G0	40520
		CLIN	OUT	G1	40520
		CLIN	OUT	G1	DELTA
		CLIN	OUT	G1x	40520
C 9	41113	ADMIN	OUT	G2	40525
		ADMIN	OUT	G2x	40525
		CLIN	OUT	G0	40525
		CLIN	OUT	G1	40525
		CLIN	OUT	G1	DELTA
		CLIN	OUT	G1x	40525
C 9	41114	ADMIN	OUT	G2	40525
		ADMIN	OUT	G2x	40525
		CLIN	OUT	G0	40525
		CLIN	OUT	G1	40525
		CLIN	OUT	G1	DELTA
		CLIN	OUT	G1x	40525
C 9	41115	ADMIN	IN	G2	40520
		ADMIN	IN	G2x	40520
		ADMIN	OUT	G2	40520
		ADMIN	OUT	G2x	40520
		CLIN	IN	G1	40520
		CLIN	IN	G1	DELTA
		CLIN	IN	G1x	40520
		CLIN	OUT	G0	40520
		CLIN	OUT	G1	40520
		CLIN	OUT	G1	DELTA
		CLIN	OUT	G1x	40520

CPEP 9: Otolaryngology
Data Entry Log

CPEP	PROCCODE	CLINADM	SITE	TIMECAT	SERVREF
C 9	41116	ADMIN	IN	G2	40520
		ADMIN	IN	G2x	40520
		ADMIN	OUT	G2	40520
		ADMIN	OUT	G2x	40520
		CLIN	IN	G1	40520
		CLIN	IN	G1	DELTA
		CLIN	IN	G1x	40520
		CLIN	OUT	G0	40520
		CLIN	OUT	G1	40520
		CLIN	OUT	G1	DELTA
		CLIN	OUT	G1x	40520
C 9	41120	ADMIN	OUT	G2	40525
		ADMIN	OUT	G2x	40525
		CLIN	OUT	G0	40525
		CLIN	OUT	G1	40525
		CLIN	OUT	G1	DELTA
		CLIN	OUT	G1x	40525
C 9	41130	ADMIN	OUT	G2	40525
		ADMIN	OUT	G2x	40525
		CLIN	OUT	G0	40525
		CLIN	OUT	G1	40525
		CLIN	OUT	G1	DELTA
		CLIN	OUT	G1x	40525
C 9	41135	ADMIN	OUT	G2	40525
		ADMIN	OUT	G2x	40525
		CLIN	OUT	G0	40525
		CLIN	OUT	G1	40525
		CLIN	OUT	G1	DELTA
		CLIN	OUT	G1x	40525
C 9	41140	ADMIN	OUT	G2	40525
		ADMIN	OUT	G2x	40525
		CLIN	OUT	G0	40525
		CLIN	OUT	G1	40525
		CLIN	OUT	G1	DELTA
		CLIN	OUT	G1x	40525
C 9	41145	ADMIN	OUT	G2	40525
		ADMIN	OUT	G2x	40525
		CLIN	OUT	G0	40525
		CLIN	OUT	G1	40525
		CLIN	OUT	G1	DELTA
		CLIN	OUT	G1x	40525
C 9	41150	ADMIN	OUT	G2	40525
		ADMIN	OUT	G2x	40525
		CLIN	OUT	G0	40525
		CLIN	OUT	G1	40525
		CLIN	OUT	G1	DELTA
		CLIN	OUT	G1x	40525
C 9	41153	ADMIN	OUT	G2	40525
		ADMIN	OUT	G2x	40525
		CLIN	OUT	G0	40525
		CLIN	OUT	G1	40525
		CLIN	OUT	G1	DELTA
		CLIN	OUT	G1x	40525
C 9	41155	ADMIN	OUT	G2	40525
		ADMIN	OUT	G2x	40525
		CLIN	OUT	G0	40525
		CLIN	OUT	G1	40525
		CLIN	OUT	G1	DELTA
		CLIN	OUT	G1x	40525

Data Entry Log
CPEP 14

Data Entry Log
CPEP 10

Data Entry Log
CPEP 11

Data Entry Log
CPEP 12

Data Entry Log
CPEP 13

CPEP 9: Otolaryngology
Data Entry Log

CPEP	PROCCODE	CLINADM	SITE	TIMECAT	SERVREF
C 9	41250	ADMIN	IN	G2	40520
		ADMIN	IN	G2x	40520
		ADMIN	OUT	G2	40520
		ADMIN	OUT	G2x	40520
		CLIN	IN	G1	40520
		CLIN	IN	G1	DELTA
		CLIN	IN	G1x	40520
		CLIN	OUT	G0	40520
		CLIN	OUT	G1	40520
		CLIN	OUT	G1	DELTA
		CLIN	OUT	G1x	40520
		C 9	41251	ADMIN	IN
ADMIN	IN			G2x	40520
ADMIN	OUT			G2	40520
ADMIN	OUT			G2x	40520
CLIN	IN			G1	40520
CLIN	IN			G1	DELTA
CLIN	IN			G1x	40520
CLIN	OUT			G0	40520
CLIN	OUT			G1	40520
CLIN	OUT			G1	DELTA
CLIN	OUT			G1x	40520
C 9	41252			ADMIN	IN
		ADMIN	IN	G2x	40520
		ADMIN	OUT	G2	40520
		ADMIN	OUT	G2x	40520
		CLIN	IN	G1	40520
		CLIN	IN	G1	DELTA
		CLIN	IN	G1x	40520
		CLIN	OUT	G0	40520
		CLIN	OUT	G1	40520
		CLIN	OUT	G1	DELTA
		CLIN	OUT	G1x	40520
		C 9	41500	ADMIN	OUT
ADMIN	OUT			G2x	40525
CLIN	OUT			G0	40525
CLIN	OUT			G1	40525
CLIN	OUT			G1	DELTA
CLIN	OUT			G1x	40525
C 9	41510	ADMIN	OUT	G2	40520
		ADMIN	OUT	G2x	40520
		CLIN	OUT	G0	40520
		CLIN	OUT	G1	40520
		CLIN	OUT	G1	DELTA
		CLIN	OUT	G1x	40520
C 9	41520	ADMIN	IN	G2	40520
		ADMIN	IN	G2x	40520
		ADMIN	OUT	G2	40520
		ADMIN	OUT	G2x	40520
		CLIN	IN	G1	40520
		CLIN	IN	G1	DELTA
		CLIN	IN	G1x	40520
		CLIN	OUT	G0	40520
		CLIN	OUT	G1	40520
		CLIN	OUT	G1	DELTA
		CLIN	OUT	G1x	40520
		C 9	41800	ADMIN	IN
ADMIN	IN			G2x	40520
ADMIN	OUT			G2	40520
ADMIN	OUT			G2x	40520

CPEP 9: Otolaryngology
Data Entry Log

CPEP	PROCCODE	CLINADM	SITE	TIMECAT	SERVREF
		CLIN	IN	G1	40520
		CLIN	IN	G1	DELTA
		CLIN	IN	G1x	40520
		CLIN	OUT	G0	40520
		CLIN	OUT	G1	40520
		CLIN	OUT	G1	DELTA
		CLIN	OUT	G1x	40520
C 9	41805	ADMIN	IN	G2	40520
		ADMIN	IN	G2x	40520
		ADMIN	OUT	G2	40520
		ADMIN	OUT	G2x	40520
		CLIN	IN	G1	40520
		CLIN	IN	G1	DELTA
		CLIN	IN	G1x	40520
		CLIN	OUT	G0	40520
		CLIN	OUT	G1	40520
		CLIN	OUT	G1	DELTA
		CLIN	OUT	G1x	40520
C 9	41806	ADMIN	IN	G2	40520
		ADMIN	IN	G2x	40520
		ADMIN	OUT	G2	40520
		ADMIN	OUT	G2x	40520
		CLIN	IN	G1	40520
		CLIN	IN	G1	DELTA
		CLIN	IN	G1x	40520
		CLIN	OUT	G0	40520
		CLIN	OUT	G1	40520
		CLIN	OUT	G1	DELTA
		CLIN	OUT	G1x	40520
C 9	41822	ADMIN	IN	G2	40520
		ADMIN	IN	G2x	40520
		CLIN	IN	G1	40520
		CLIN	IN	G1	DELTA
		CLIN	IN	G1x	40520
C 9	41823	ADMIN	IN	G2	40520
		ADMIN	IN	G2x	40520
		ADMIN	OUT	G2	40520
		ADMIN	OUT	G2x	40520
		CLIN	IN	G1	40520
		CLIN	IN	G1	DELTA
		CLIN	IN	G1x	40520
		CLIN	OUT	G0	40520
		CLIN	OUT	G1	40520
		CLIN	OUT	G1	DELTA
		CLIN	OUT	G1x	40520
C 9	41825	ADMIN	IN	G2	40520
		ADMIN	IN	G2x	40520
		ADMIN	OUT	G2	40520
		ADMIN	OUT	G2x	40520
		CLIN	IN	G1	40520
		CLIN	IN	G1	DELTA
		CLIN	IN	G1x	40520
		CLIN	OUT	G0	40520
		CLIN	OUT	G1	40520
		CLIN	OUT	G1	DELTA
		CLIN	OUT	G1x	40520
C 9	41826	ADMIN	IN	G2	40520
		ADMIN	IN	G2x	40520
		ADMIN	OUT	G2	40520
		ADMIN	OUT	G2x	40520

Data Entry Log
CPEP 14
Data Entry Log
CPEP 10
Data Entry Log
CPEP 11
Data Entry Log
CPEP 12
Data Entry Log
CPEP 13

CPEP 9: Otolaryngology
Data Entry Log

CPEP	PROCCODE	CLINADM	SITE	TIMECAT	SERVREF
		CLIN	IN	G1	40520
		CLIN	IN	G1	DELTA
		CLIN	IN	G1x	40520
		CLIN	OUT	G0	40520
		CLIN	OUT	G1	40520
		CLIN	OUT	G1	DELTA
		CLIN	OUT	G1x	40520
C 9	41827	ADMIN	IN	G2	40520
		ADMIN	IN	G2x	40520
		ADMIN	OUT	G2	40520
		ADMIN	OUT	G2x	40520
		CLIN	IN	G1	40520
		CLIN	IN	G1	DELTA
		CLIN	IN	G1x	40520
		CLIN	OUT	G0	40520
		CLIN	OUT	G1	40520
		CLIN	OUT	G1	DELTA
		CLIN	OUT	G1x	40520
C 9	41828	ADMIN	IN	G2	40525
		ADMIN	IN	G2x	40525
		ADMIN	OUT	G2	40525
		ADMIN	OUT	G2x	40525
		CLIN	IN	G1	40525
		CLIN	IN	G1	DELTA
		CLIN	IN	G1x	40525
		CLIN	OUT	G0	40525
		CLIN	OUT	G1	40525
		CLIN	OUT	G1	DELTA
		CLIN	OUT	G1x	40525
C 9	41830	ADMIN	IN	G2	40525
		ADMIN	IN	G2x	40525
		ADMIN	OUT	G2	40525
		ADMIN	OUT	G2x	40525
		CLIN	IN	G1	40525
		CLIN	IN	G1	DELTA
		CLIN	IN	G1x	40525
		CLIN	OUT	G0	40525
		CLIN	OUT	G1	40525
		CLIN	OUT	G1	DELTA
		CLIN	OUT	G1x	40525
C 9	41872	ADMIN	IN	G2	40525
		ADMIN	IN	G2x	40525
		ADMIN	OUT	G2	40525
		ADMIN	OUT	G2x	40525
		CLIN	IN	G1	40525
		CLIN	IN	G1	DELTA
		CLIN	IN	G1x	40525
		CLIN	OUT	G0	40525
		CLIN	OUT	G1	40525
		CLIN	OUT	G1	DELTA
		CLIN	OUT	G1x	40525
C 9	41874	ADMIN	IN	G2	40525
		ADMIN	IN	G2x	40525
		ADMIN	OUT	G2	40525
		ADMIN	OUT	G2x	40525
		CLIN	IN	G1	40525
		CLIN	IN	G1	DELTA
		CLIN	IN	G1x	40525
		CLIN	OUT	G0	40525
		CLIN	OUT	G1	40525
		CLIN	OUT	G1	DELTA
		CLIN	OUT	G1x	40525

CPEP 9: Otolaryngology
Data Entry Log

CPEP	PROCCODE	CLINADM	SITE	TIMECAT	SERVREF
C 9	42000	ADMIN	IN	G2	40520
		ADMIN	IN	G2x	40520
		ADMIN	OUT	G2	40520
		ADMIN	OUT	G2x	40520
		CLIN	IN	G1	40520
		CLIN	IN	G1	DELTA
		CLIN	IN	G1x	40520
		CLIN	OUT	G0	40520
		CLIN	OUT	G1	40520
		CLIN	OUT	G1	DELTA
		CLIN	OUT	G1x	40520
		C 9	42100	ADMIN	IN
ADMIN	IN			G2x	40520
ADMIN	OUT			G2	40520
ADMIN	OUT			G2x	40520
CLIN	IN			G1	40520
CLIN	IN			G1	DELTA
CLIN	IN			G1x	40520
CLIN	OUT			G0	40520
CLIN	OUT			G1	40520
CLIN	OUT			G1	DELTA
CLIN	OUT			G1x	40520
C 9	42104			ADMIN	IN
		ADMIN	IN	G2x	40520
		ADMIN	OUT	G2	40520
		ADMIN	OUT	G2x	40520
		CLIN	IN	G1	40520
		CLIN	IN	G1	DELTA
		CLIN	IN	G1x	40520
		CLIN	OUT	G0	40520
		CLIN	OUT	G1	40520
		CLIN	OUT	G1	DELTA
		CLIN	OUT	G1x	40520
		C 9	42106	ADMIN	IN
ADMIN	IN			G2x	40520
ADMIN	OUT			G2	40520
ADMIN	OUT			G2x	40520
CLIN	IN			G1	40520
CLIN	IN			G1	DELTA
CLIN	IN			G1x	40520
CLIN	OUT			G0	40520
CLIN	OUT			G1	40520
CLIN	OUT			G1	DELTA
CLIN	OUT			G1x	40520
C 9	42107			ADMIN	IN
		ADMIN	IN	G2x	40525
		ADMIN	OUT	G2	40525
		ADMIN	OUT	G2x	40525
		CLIN	IN	G1	40525
		CLIN	IN	G1	DELTA
		CLIN	IN	G1x	40525
		CLIN	OUT	G0	40525
		CLIN	OUT	G1	40525
		CLIN	OUT	G1	DELTA
		CLIN	OUT	G1x	40525
		C 9	42120	ADMIN	OUT
ADMIN	OUT			G2x	40525
CLIN	OUT			G0	40525
CLIN	OUT			G1	40525
CLIN	OUT			G1	DELTA
CLIN	OUT			G1x	40525

Data Entry Log
CPEP 14

Data Entry Log
CPEP 10

Data Entry Log
CPEP 11

Data Entry Log
CPEP 12

Data Entry Log
CPEP 13

CPEP 9: Otolaryngology
Data Entry Log

CPEP	PROCCODE	CLINADM	SITE	TIMECAT	SERVREF		
C 9	42140	ADMIN	IN	G2	40520		
		ADMIN	IN	G2x	40520		
		ADMIN	OUT	G2	40520		
		ADMIN	OUT	G2x	40520		
		CLIN	IN	G1	40520		
		CLIN	IN	G1	DELTA		
		CLIN	IN	G1x	40520		
		CLIN	OUT	G0	40520		
		CLIN	OUT	G1	40520		
		CLIN	OUT	G1	DELTA		
		CLIN	OUT	G1x	40520		
		C 9	42145	ADMIN	OUT	G2	40525
				ADMIN	OUT	G2x	40525
CLIN	OUT			G0	40525		
CLIN	OUT			G1	40525		
CLIN	OUT			G1	DELTA		
CLIN	OUT			G1x	40525		
C 9	42160	ADMIN	IN	G2	40520		
		ADMIN	IN	G2x	40520		
		ADMIN	OUT	G2	40520		
		ADMIN	OUT	G2x	40520		
		CLIN	IN	G1	40520		
		CLIN	IN	G1	DELTA		
		CLIN	IN	G1x	40520		
		CLIN	OUT	G0	40520		
		CLIN	OUT	G1	40520		
		CLIN	OUT	G1	DELTA		
		CLIN	OUT	G1x	40520		
C 9	42180	ADMIN	IN	G2	40520		
		ADMIN	IN	G2x	40520		
		ADMIN	OUT	G2	40520		
		ADMIN	OUT	G2x	40520		
		CLIN	IN	G1	40520		
		CLIN	IN	G1	DELTA		
		CLIN	IN	G1x	40520		
		CLIN	OUT	G0	40520		
		CLIN	OUT	G1	40520		
		CLIN	OUT	G1	DELTA		
		CLIN	OUT	G1x	40520		
C 9	42182	ADMIN	IN	G2	40525		
		ADMIN	IN	G2x	40525		
		ADMIN	OUT	G2	40525		
		ADMIN	OUT	G2x	40525		
		CLIN	IN	G1	40525		
		CLIN	IN	G1	DELTA		
		CLIN	IN	G1x	40525		
		CLIN	OUT	G0	40525		
		CLIN	OUT	G1	40525		
		CLIN	OUT	G1	DELTA		
		CLIN	OUT	G1x	40525		
C 9	42200	ADMIN	OUT	G2	40525		
		ADMIN	OUT	G2x	40525		
		CLIN	OUT	G0	40525		
		CLIN	OUT	G1	40525		
		CLIN	OUT	G1	DELTA		
C 9	42205	ADMIN	OUT	G2	40525		
		ADMIN	OUT	G2x	40525		
		CLIN	IN	G1	DELTA		
		CLIN	OUT	G0	40525		
		CLIN	OUT	G1	40525		
		CLIN	OUT	G1	DELTA		
CLIN	OUT	G1x	40525				

CPEP 9: Otolaryngology
Data Entry Log

CPEP	PROCCODE	CLINADM	SITE	TIMECAT	SERVREF
C 9	42210	ADMIN	OUT	G2	40525
		ADMIN	OUT	G2x	40525
		CLIN	OUT	G0	40525
		CLIN	OUT	G1	40525
		CLIN	OUT	G1	DELTA
		CLIN	OUT	G1x	40525
C 9	42215	ADMIN	OUT	G2	40525
		ADMIN	OUT	G2x	40525
		CLIN	OUT	G0	40525
		CLIN	OUT	G1	40525
		CLIN	OUT	G1	DELTA
		CLIN	OUT	G1x	40525
C 9	42220	ADMIN	OUT	G2	40525
		ADMIN	OUT	G2x	40525
		CLIN	OUT	G0	40525
		CLIN	OUT	G1	40525
		CLIN	OUT	G1	DELTA
		CLIN	OUT	G1x	40525
C 9	42225	ADMIN	OUT	G2	40525
		ADMIN	OUT	G2x	40525
		CLIN	OUT	G0	40525
		CLIN	OUT	G1	40525
		CLIN	OUT	G1	DELTA
		CLIN	OUT	G1x	40525
C 9	42226	ADMIN	OUT	G2	40525
		ADMIN	OUT	G2x	40525
		CLIN	OUT	G0	40525
		CLIN	OUT	G1	40525
		CLIN	OUT	G1	DELTA
		CLIN	OUT	G1x	40525
C 9	42227	ADMIN	OUT	G2	40525
		ADMIN	OUT	G2x	40525
		CLIN	IN	G1	DELTA
		CLIN	OUT	G0	40525
		CLIN	OUT	G1	40525
		CLIN	OUT	G1	DELTA
C 9	42235	ADMIN	OUT	G2	40525
		ADMIN	OUT	G2x	40525
		CLIN	OUT	G0	40525
		CLIN	OUT	G1	40525
		CLIN	OUT	G1	DELTA
		CLIN	OUT	G1x	40525
C 9	42260	ADMIN	IN	G2	40525
		ADMIN	IN	G2x	40525
		ADMIN	OUT	G2	40525
		ADMIN	OUT	G2x	40525
		CLIN	IN	G1	40525
		CLIN	IN	G1	DELTA
		CLIN	IN	G1x	40525
		CLIN	OUT	G0	40525
		CLIN	OUT	G1	40525
		CLIN	OUT	G1	DELTA
		CLIN	OUT	G1x	40525
C 9	42280	ADMIN	IN	G2	69433
		ADMIN	IN	G2x	69433
		CLIN	IN	G1	69433
		CLIN	IN	G1x	69433

Data Entry Log
CPEP 14

Data Entry Log
CPEP 10

Data Entry Log
CPEP 11

Data Entry Log
CPEP 12

Data Entry Log
CPEP 13

CPEP 9: Otolaryngology
Data Entry Log

CPEP	PROCCODE	CLINADM	SITE	TIMECAT	SERVREF
C 9	42281	ADMIN	IN	G2	69433
		ADMIN	IN	G2x	69433
		CLIN	IN	G1	69433
		CLIN	IN	G1x	69433
C 9	42300	ADMIN	IN	G2	42415
		ADMIN	IN	G2x	42415
		ADMIN	OUT	G2	42415
		ADMIN	OUT	G2x	42415
		CLIN	IN	G1	DELTA
		CLIN	IN	G1x	42415
		CLIN	OUT	G0	42415
		CLIN	OUT	G1	42415
		CLIN	OUT	G1	DELTA
		CLIN	OUT	G1x	42415
C 9	42305	ADMIN	OUT	G2	42415
		ADMIN	OUT	G2x	42415
		CLIN	OUT	G0	42415
		CLIN	OUT	G1	42415
		CLIN	OUT	G1	DELTA
		CLIN	OUT	G1x	42415
C 9	42310	ADMIN	IN	G2	42415
		ADMIN	IN	G2x	42415
		ADMIN	OUT	G2	42415
		ADMIN	OUT	G2x	42415
		CLIN	IN	G1	DELTA
		CLIN	IN	G1x	42415
		CLIN	OUT	G0	42415
		CLIN	OUT	G1	42415
		CLIN	OUT	G1	DELTA
		CLIN	OUT	G1x	42415
C 9	42320	ADMIN	IN	G2	42415
		ADMIN	IN	G2x	42415
		ADMIN	OUT	G2	42415
		ADMIN	OUT	G2x	42415
		CLIN	IN	G1	DELTA
		CLIN	IN	G1x	42415
		CLIN	OUT	G0	42415
		CLIN	OUT	G1	42415
		CLIN	OUT	G1	DELTA
		CLIN	OUT	G1x	42415
C 9	42325	ADMIN	IN	G2	42415
		ADMIN	IN	G2x	42415
		CLIN	IN	G1	DELTA
		CLIN	IN	G1x	42415
C 9	42326	ADMIN	IN	G2	42415
		ADMIN	IN	G2x	42415
		CLIN	IN	G1	DELTA
		CLIN	IN	G1x	42415
C 9	42330	ADMIN	IN	G2	42415
		ADMIN	IN	G2x	42415
		CLIN	IN	G1	DELTA
		CLIN	IN	G1x	42415
C 9	42335	ADMIN	IN	G2	42415
		ADMIN	IN	G2x	42415
		ADMIN	OUT	G2	42415
		ADMIN	OUT	G2x	42415
		CLIN	IN	G1	DELTA
		CLIN	IN	G1x	42415
		CLIN	OUT	G0	42415
		CLIN	OUT	G1	42415
		CLIN	OUT	G1	DELTA
		CLIN	OUT	G1x	42415

CPEP 9: Otolaryngology
Data Entry Log

CPEP	PROCCODE	CLINADM	SITE	TIMECAT	SERVREF
C 9	42340	ADMIN	IN	G2	42415
		ADMIN	IN	G2x	42415
		ADMIN	OUT	G2	42415
		ADMIN	OUT	G2x	42415
		CLIN	IN	G1	DELTA
		CLIN	IN	G1x	42415
		CLIN	OUT	G0	42415
		CLIN	OUT	G1	42415
		CLIN	OUT	G1	DELTA
C 9	42405	ADMIN	IN	G2	42415
		ADMIN	IN	G2x	42415
		ADMIN	OUT	G2	42415
		ADMIN	OUT	G2x	42415
		CLIN	IN	G1	DELTA
		CLIN	IN	G1x	42415
		CLIN	OUT	G0	42415
		CLIN	OUT	G1	42415
		CLIN	OUT	G1	DELTA
C 9	42408	ADMIN	IN	G2	42415
		ADMIN	IN	G2x	42415
		ADMIN	OUT	G2	42415
		ADMIN	OUT	G2x	42415
		CLIN	IN	G1	DELTA
		CLIN	IN	G1x	42415
		CLIN	OUT	G0	42415
		CLIN	OUT	G1	42415
		CLIN	OUT	G1	DELTA
C 9	42409	ADMIN	IN	G2	42415
		ADMIN	IN	G2x	42415
		ADMIN	OUT	G2	42415
		ADMIN	OUT	G2x	42415
		CLIN	IN	G1	DELTA
		CLIN	IN	G1x	42415
		CLIN	OUT	G0	42415
		CLIN	OUT	G1	42415
		CLIN	OUT	G1	DELTA
C 9	42410	ADMIN	OUT	G2	42415
		ADMIN	OUT	G2x	42415
		CLIN	OUT	G0	42415
		CLIN	OUT	G1	42415
		CLIN	OUT	G1x	42415
C 9	42420	ADMIN	OUT	G2	42415
		ADMIN	OUT	G2x	42415
		CLIN	OUT	G0	42415
		CLIN	OUT	G1	42415
		CLIN	OUT	G1	DELTA
C 9	42425	ADMIN	OUT	G2	42415
		ADMIN	OUT	G2x	42415
		CLIN	OUT	G0	42415
		CLIN	OUT	G1	42415
		CLIN	OUT	G1x	42415
C 9	42426	ADMIN	OUT	G2	42415
		ADMIN	OUT	G2x	42415
		CLIN	OUT	G0	42415
		CLIN	OUT	G1	42415
		CLIN	OUT	G1	DELTA
CLIN	OUT	G1x	42415		

Data Entry Log
CPEP 14

Data Entry Log
CPEP 19

Data Entry Log
CPEP 11

Data Entry Log
CPEP 12

Data Entry Log
CPEP 13

CPEP 9: Otolaryngology
Data Entry Log

CPEP	PROCCODE	CLINADM	SITE	TIMECAT	SERVREF
C 9	42440	ADMIN	OUT	G2	42415
		ADMIN	OUT	G2x	42415
		CLIN	OUT	G0	42415
		CLIN	OUT	G1	42415
		CLIN	OUT	G1	DELTA
		CLIN	OUT	G1x	42415
C 9	42450	ADMIN	IN	G2	42415
		ADMIN	IN	G2x	42415
		ADMIN	OUT	G2	42415
		ADMIN	OUT	G2x	42415
		CLIN	IN	G1	DELTA
		CLIN	IN	G1x	42415
		CLIN	OUT	G0	42415
		CLIN	OUT	G1	42415
		CLIN	OUT	G1	DELTA
C 9	42500	ADMIN	IN	G2	42415
		ADMIN	IN	G2x	42415
		ADMIN	OUT	G2	42415
		ADMIN	OUT	G2x	42415
		CLIN	IN	G1	DELTA
		CLIN	IN	G1x	42415
		CLIN	OUT	G0	42415
		CLIN	OUT	G1	42415
		CLIN	OUT	G1	DELTA
C 9	42505	ADMIN	IN	G2	42415
		ADMIN	IN	G2x	42415
		ADMIN	OUT	G2	42415
		ADMIN	OUT	G2x	42415
		CLIN	IN	G1	DELTA
		CLIN	IN	G1x	42415
		CLIN	OUT	G0	42415
		CLIN	OUT	G1	42415
		CLIN	OUT	G1	DELTA
C 9	42507	ADMIN	OUT	G2	42415
		ADMIN	OUT	G2x	42415
		CLIN	OUT	G0	42415
		CLIN	OUT	G1	42415
		CLIN	OUT	G1	DELTA
C 9	42508	ADMIN	OUT	G2	42415
		ADMIN	OUT	G2x	42415
		CLIN	OUT	G0	42415
		CLIN	OUT	G1	42415
		CLIN	OUT	G1x	42415
C 9	42509	ADMIN	OUT	G2	42415
		ADMIN	OUT	G2x	42415
		CLIN	OUT	G0	42415
		CLIN	OUT	G1	42415
		CLIN	OUT	G1x	42415
C 9	42510	ADMIN	OUT	G2	42415
		ADMIN	OUT	G2x	42415
		CLIN	OUT	G0	42415
		CLIN	OUT	G1	42415
		CLIN	OUT	G1x	42415

CPEP 9: Otolaryngology
Data Entry Log

CPEP	PROCCODE	CLINADM	SITE	TIMECAT	SERVREF
C 9	42600	ADMIN	IN	G2	42415
		ADMIN	IN	G2x	42415
		ADMIN	OUT	G2	42415
		ADMIN	OUT	G2x	42415
		CLIN	IN	G1	DELTA
		CLIN	IN	G1x	42415
		CLIN	OUT	G0	42415
		CLIN	OUT	G1	42415
		CLIN	OUT	G1	DELTA
		CLIN	OUT	G1x	42415
C 9	42650	ADMIN	IN	G2	42415
		CLIN	IN	G1	DELTA
C 9	42660	ADMIN	IN	G2	42415
		ADMIN	OUT	G2	42415
		ADMIN	OUT	G2x	42415
		CLIN	IN	G1	DELTA
		CLIN	OUT	G0	42415
		CLIN	OUT	G1	42415
		CLIN	OUT	G1	DELTA
C 9	42665	ADMIN	IN	G2	42415
		ADMIN	IN	G2x	42415
		ADMIN	OUT	G2	42415
		ADMIN	OUT	G2x	42415
		CLIN	IN	G1	DELTA
		CLIN	IN	G1x	42415
		CLIN	OUT	G0	42415
		CLIN	OUT	G1	42415
		CLIN	OUT	G1	DELTA
C 9	42700	ADMIN	IN	G2	40520
		ADMIN	IN	G2x	40520
		ADMIN	OUT	G2	40520
		ADMIN	OUT	G2x	40520
		CLIN	IN	G1	40520
		CLIN	IN	G1	DELTA
		CLIN	IN	G1x	40520
		CLIN	OUT	G0	40520
		CLIN	OUT	G1	40520
		CLIN	OUT	G1	DELTA
C 9	42720	ADMIN	IN	G2	40525
		ADMIN	IN	G2x	40525
		ADMIN	OUT	G2	40525
		ADMIN	OUT	G2x	40525
		CLIN	IN	G1	40525
		CLIN	IN	G1	DELTA
		CLIN	IN	G1x	40525
		CLIN	OUT	G0	40525
		CLIN	OUT	G1	40525
		CLIN	OUT	G1	DELTA
C 9	42725	ADMIN	OUT	G2	40525
		ADMIN	OUT	G2x	40525
		CLIN	OUT	G0	40525
		CLIN	OUT	G1	40525
		CLIN	OUT	G1	DELTA
C 9	42725	ADMIN	OUT	G2	40525
		ADMIN	OUT	G2x	40525
		CLIN	OUT	G0	40525
		CLIN	OUT	G1	40525
		CLIN	OUT	G1	DELTA

Data Entry Log
CPEP 14

Data Entry Log
CPEP 10

Data Entry Log
CPEP 11

Data Entry Log
CPEP 12

Data Entry Log
CPEP 13

CPEP 9: Otolaryngology
Data Entry Log

CPEP	PROCCODE	CLINADM	SITE	TIMECAT	SERVREF		
C 9	42800	ADMIN	IN	G2	40520		
		ADMIN	IN	G2x	40520		
		ADMIN	OUT	G2	40520		
		ADMIN	OUT	G2x	40520		
		CLIN	IN	G1	40520		
		CLIN	IN	G1	DELTA		
		CLIN	IN	G1x	40520		
		CLIN	OUT	G0	40520		
		CLIN	OUT	G1	40520		
		CLIN	OUT	G1	DELTA		
		CLIN	OUT	G1x	40520		
		C 9	42802	ADMIN	IN	G2	40520
				ADMIN	IN	G2x	40520
ADMIN	OUT			G2	40520		
ADMIN	OUT			G2x	40520		
CLIN	IN			G1	40520		
CLIN	IN			G1	DELTA		
CLIN	IN			G1x	40520		
CLIN	OUT			G0	40520		
CLIN	OUT			G1	40520		
CLIN	OUT			G1	DELTA		
CLIN	OUT			G1x	40520		
C 9	42804			ADMIN	IN	G2	40520
				ADMIN	IN	G2x	40520
		ADMIN	OUT	G2	40520		
		ADMIN	OUT	G2x	40520		
		CLIN	IN	G1	40520		
		CLIN	IN	G1	DELTA		
		CLIN	IN	G1x	40520		
		CLIN	OUT	G0	40520		
		CLIN	OUT	G1	40520		
		CLIN	OUT	G1	DELTA		
		CLIN	OUT	G1x	40520		
		C 9	42806	ADMIN	IN	G2	40520
				ADMIN	IN	G2x	40520
ADMIN	OUT			G2	40520		
ADMIN	OUT			G2x	40520		
CLIN	IN			G1	40520		
CLIN	IN			G1	DELTA		
CLIN	IN			G1x	40520		
CLIN	OUT			G0	40520		
CLIN	OUT			G1	40520		
CLIN	OUT			G1	DELTA		
CLIN	OUT			G1x	40520		
C 9	42808			ADMIN	IN	G2	40520
				ADMIN	IN	G2x	40520
		ADMIN	OUT	G2	40520		
		ADMIN	OUT	G2x	40520		
		CLIN	IN	G1	40520		
		CLIN	IN	G1	DELTA		
		CLIN	IN	G1x	40520		
		CLIN	OUT	G0	40520		
		CLIN	OUT	G1	40520		
		CLIN	OUT	G1	DELTA		
		CLIN	OUT	G1x	40520		
		C 9	42809	ADMIN	IN	G2	40520
				ADMIN	IN	G2x	40520
ADMIN	OUT			G2	40520		
ADMIN	OUT			G2x	40520		
ADMIN	OUT			G2x	40520		

CPEP 9: Otolaryngology
Data Entry Log

CPEP	PROCCODE	CLINADM	SITE	TIMECAT	SERVREF
		CLIN	IN	G1	40520
		CLIN	IN	G1	DELTA
		CLIN	IN	G1x	40520
		CLIN	OUT	G0	40520
		CLIN	OUT	G1	40520
		CLIN	OUT	G1	DELTA
		CLIN	OUT	G1x	40520
C 9	42810	ADMIN	IN	G2	40520
		ADMIN	IN	G2x	40520
		ADMIN	OUT	G2	40520
		ADMIN	OUT	G2x	40520
		CLIN	IN	G1	40520
		CLIN	IN	G1	DELTA
		CLIN	IN	G1x	40520
		CLIN	OUT	G0	40520
		CLIN	OUT	G1	40520
		CLIN	OUT	G1	DELTA
		CLIN	OUT	G1x	40520
C 9	42815	ADMIN	OUT	G2	40525
		ADMIN	OUT	G2x	40525
		CLIN	IN	G1	DELTA
		CLIN	OUT	G0	40525
		CLIN	OUT	G1	40525
		CLIN	OUT	G1	DELTA
		CLIN	OUT	G1x	40525
C 9	42820	ADMIN	OUT	G2	40520
		ADMIN	OUT	G2x	40520
		CLIN	OUT	G0	40520
		CLIN	OUT	G1	40520
		CLIN	OUT	G1	DELTA
		CLIN	OUT	G1x	40520
C 9	42821	ADMIN	OUT	G2	40520
		ADMIN	OUT	G2x	40520
		CLIN	OUT	G0	40520
		CLIN	OUT	G1	40520
		CLIN	OUT	G1	DELTA
		CLIN	OUT	G1x	40520
C 9	42825	ADMIN	OUT	G2	40520
		ADMIN	OUT	G2x	40520
		CLIN	OUT	G0	40520
		CLIN	OUT	G1	40520
		CLIN	OUT	G1	DELTA
		CLIN	OUT	G1x	40520
C 9	42826	ADMIN	OUT	G2	40520
		ADMIN	OUT	G2x	40520
		CLIN	OUT	G0	40520
		CLIN	OUT	G1	40520
		CLIN	OUT	G1	DELTA
		CLIN	OUT	G1x	40520
C 9	42830	ADMIN	OUT	G2	40520
		ADMIN	OUT	G2x	40520
		CLIN	OUT	G0	40520
		CLIN	OUT	G1	40520
		CLIN	OUT	G1	DELTA
		CLIN	OUT	G1x	40520
C 9	42831	ADMIN	OUT	G2	40520
		ADMIN	OUT	G2x	40520
		CLIN	OUT	G0	40520
		CLIN	OUT	G1	40520
		CLIN	OUT	G1	DELTA
		CLIN	OUT	G1x	40520

Data Entry Log
CPEP 14

Data Entry Log
CPEP 10

Data Entry Log
CPEP 11

Data Entry Log
CPEP 12

Data Entry Log
CPEP 13

CPEP 9: Otolaryngology
Data Entry Log

CPEP	PROCCODE	CLINADM	SITE	TIMECAT	SERVREF
C 9	42835	ADMIN	OUT	G2	40520
		ADMIN	OUT	G2x	40520
		CLIN	OUT	G0	40520
		CLIN	OUT	G1	40520
		CLIN	OUT	G1	DELTA
		CLIN	OUT	G1x	40520
C 9	42836	ADMIN	OUT	G2	40520
		ADMIN	OUT	G2x	40520
		CLIN	OUT	G0	40520
		CLIN	OUT	G1	40520
		CLIN	OUT	G1	DELTA
		CLIN	OUT	G1x	40520
C 9	42842	ADMIN	OUT	G2	40525
		ADMIN	OUT	G2x	40525
		CLIN	IN	G1	DELTA
		CLIN	OUT	G0	40525
		CLIN	OUT	G1	40525
		CLIN	OUT	G1	DELTA
		CLIN	OUT	G1x	40525
C 9	42844	ADMIN	OUT	G2	40525
		ADMIN	OUT	G2x	40525
		CLIN	OUT	G0	40525
		CLIN	OUT	G1	40525
		CLIN	OUT	G1	DELTA
		CLIN	OUT	G1x	40525
C 9	42845	ADMIN	OUT	G2	40525
		ADMIN	OUT	G2x	40525
		CLIN	OUT	G0	40525
		CLIN	OUT	G1	40525
		CLIN	OUT	G1	DELTA
		CLIN	OUT	G1x	40525
C 9	42860	ADMIN	OUT	G2	40520
		ADMIN	OUT	G2x	40520
		CLIN	OUT	G0	40520
		CLIN	OUT	G1	40520
		CLIN	OUT	G1	DELTA
		CLIN	OUT	G1x	40520
C 9	42870	ADMIN	OUT	G2	40520
		ADMIN	OUT	G2x	40520
		CLIN	OUT	G0	40520
		CLIN	OUT	G1	40520
		CLIN	OUT	G1x	40520
C 9	42880	ADMIN	OUT	G2	40520
		ADMIN	OUT	G2x	40520
		CLIN	OUT	G0	40520
		CLIN	OUT	G1	40520
		CLIN	OUT	G1	DELTA
		CLIN	OUT	G1x	40520
C 9	42890	ADMIN	OUT	G2	40525
		ADMIN	OUT	G2x	40525
		CLIN	OUT	G0	40525
		CLIN	OUT	G1	40525
		CLIN	OUT	G1x	40525
C 9	42892	ADMIN	OUT	G2	40525
		ADMIN	OUT	G2x	40525
		CLIN	OUT	G0	40525
		CLIN	OUT	G1	40525
		CLIN	OUT	G1x	40525

CPEP 9: Otolaryngology
Data Entry Log

CPEP	PROCCODE	CLINADM	SITE	TIMECAT	SERVREF
C 9	42894	ADMIN	OUT	G2	40525
		ADMIN	OUT	G2x	40525
		CLIN	OUT	G0	40525
		CLIN	OUT	G1	40525
		CLIN	OUT	G1	DELTA
		CLIN	OUT	G1x	40525
C 9	42900	ADMIN	OUT	G2	40520
		ADMIN	OUT	G2x	40520
		CLIN	OUT	G0	40520
		CLIN	OUT	G1	40520
		CLIN	OUT	G1x	40520
C 9	42950	ADMIN	OUT	G2	40525
		ADMIN	OUT	G2x	40525
		CLIN	IN	G1	DELTA
		CLIN	OUT	G0	40525
		CLIN	OUT	G1	40525
		CLIN	OUT	G1	DELTA
C 9	42953	ADMIN	OUT	G2	40525
		ADMIN	OUT	G2x	40525
		CLIN	OUT	G0	40525
		CLIN	OUT	G1	40525
		CLIN	OUT	G1	DELTA
		CLIN	OUT	G1x	40525
C 9	42955	ADMIN	OUT	G2	40520
		ADMIN	OUT	G2x	40520
		CLIN	OUT	G0	40520
		CLIN	OUT	G1	40520
		CLIN	OUT	G1x	40520
C 9	42960	ADMIN	OUT	G2	DELTA
		ADMIN	OUT	G2x	40520
		CLIN	OUT	G1	DELTA
		CLIN	OUT	G1x	30200
		CLIN	OUT	G1x	40520
C 9	42961	ADMIN	OUT	G2	40525
		ADMIN	OUT	G2x	40525
		CLIN	OUT	G0	40525
		CLIN	OUT	G1	40525
		CLIN	OUT	G1	DELTA
		CLIN	OUT	G1x	40525
C 9	42962	ADMIN	OUT	G2	40525
		ADMIN	OUT	G2x	40525
		CLIN	OUT	G0	40525
		CLIN	OUT	G1	40525
		CLIN	OUT	G1	DELTA
		CLIN	OUT	G1x	40525
C 9	42970	ADMIN	OUT	G2	DELTA
		ADMIN	OUT	G2x	40520
		CLIN	OUT	G1	DELTA
		CLIN	OUT	G1x	30200
		CLIN	OUT	G1x	40520
		CLIN	OUT	G1x	40520
C 9	42971	ADMIN	OUT	G2	40525
		ADMIN	OUT	G2x	40525
		CLIN	OUT	G0	40525
		CLIN	OUT	G1	40525
		CLIN	OUT	G1	DELTA
		CLIN	OUT	G1x	40525

Data Entry Log
CPEP 14

Data Entry Log
CPEP 10

Data Entry Log
CPEP 11

Data Entry Log
CPEP 12

Data Entry Log
CPEP 13

CPEP 9: Otolaryngology
Data Entry Log

CPEP	PROCCODE	CLINADM	SITE	TIMECAT	SERVREF
C 9	42972	ADMIN	OUT	G2	DELTA
		ADMIN	OUT	G2x	40520
		CLIN	OUT	G1	DELTA
		CLIN	OUT	G1x	30200
		CLIN	OUT	G1x	40520
C 9	43020	ADMIN	OUT	G2	40525
		ADMIN	OUT	G2x	40525
		CLIN	IN	G1	DELTA
		CLIN	OUT	G0	40525
		CLIN	OUT	G1	40525
		CLIN	OUT	G1	DELTA
		CLIN	OUT	G1x	40525
C 9	43030	ADMIN	OUT	G2	40525
		ADMIN	OUT	G2x	40525
		CLIN	IN	G1	DELTA
		CLIN	OUT	G0	40525
		CLIN	OUT	G1	40525
		CLIN	OUT	G1	DELTA
		CLIN	OUT	G1x	40525
C 9	43300	ADMIN	OUT	G2	DELTA
		ADMIN	OUT	G2x	DELTA
		CLIN	OUT	G0	DELTA
		CLIN	OUT	G1	DELTA
		CLIN	OUT	G1x	DELTA
C 9	60000	ADMIN	IN	G2	38500
		ADMIN	IN	G2x	38500
		ADMIN	OUT	G2	38500
		ADMIN	OUT	G2x	38500
		CLIN	IN	G1	DELTA
		CLIN	IN	G1x	38500
		CLIN	OUT	G0	38500
		CLIN	OUT	G1	38500
		CLIN	OUT	G1x	38500
C 9	60200	ADMIN	OUT	G2	60240
		ADMIN	OUT	G2x	60240
		CLIN	OUT	G0	60240
		CLIN	OUT	G1	60240
		CLIN	OUT	G1	DELTA
		CLIN	OUT	G1x	60240
C 9	60210	ADMIN	OUT	G2	60240
		ADMIN	OUT	G2x	60240
		CLIN	OUT	G0	60240
		CLIN	OUT	G1	60240
		CLIN	OUT	G1	DELTA
		CLIN	OUT	G1x	60240
C 9	60212	ADMIN	OUT	G2	60240
		ADMIN	OUT	G2x	60240
		CLIN	OUT	G0	60240
		CLIN	OUT	G1	60240
		CLIN	OUT	G1	DELTA
		CLIN	OUT	G1x	60240
C 9	60220	ADMIN	OUT	G2	60240
		ADMIN	OUT	G2x	60240
		CLIN	OUT	G0	60240
		CLIN	OUT	G1	60240
		CLIN	OUT	G1	DELTA
		CLIN	OUT	G1x	60240

CPEP 9: Otolaryngology
Data Entry Log

CPEP	PROCCODE	CLINADM	SITE	TIMECAT	SERVREF
C 9	60225	ADMIN	OUT	G2	60240
		ADMIN	OUT	G2x	60240
		CLIN	OUT	G0	60240
		CLIN	OUT	G1	60240
		CLIN	OUT	G1	DELTA
		CLIN	OUT	G1x	60240
C 9	60252	ADMIN	OUT	G2	60240
		ADMIN	OUT	G2x	60240
		CLIN	OUT	G0	60240
		CLIN	OUT	G1	60240
		CLIN	OUT	G1	DELTA
		CLIN	OUT	G1x	60240
C 9	60254	ADMIN	OUT	G2	60240
		ADMIN	OUT	G2x	60240
		CLIN	OUT	G0	60240
		CLIN	OUT	G1	60240
		CLIN	OUT	G1	DELTA
		CLIN	OUT	G1x	60240
C 9	60260	ADMIN	OUT	G2	60240
		ADMIN	OUT	G2x	60240
		CLIN	OUT	G0	60240
		CLIN	OUT	G1	60240
		CLIN	OUT	G1	DELTA
		CLIN	OUT	G1x	60240
C 9	60270	ADMIN	OUT	G2	60240
		ADMIN	OUT	G2x	60240
		CLIN	OUT	G0	60240
		CLIN	OUT	G1	60240
		CLIN	OUT	G1	DELTA
		CLIN	OUT	G1x	60240
C 9	60271	ADMIN	OUT	G2	60240
		ADMIN	OUT	G2x	60240
		CLIN	OUT	G0	60240
		CLIN	OUT	G1	60240
		CLIN	OUT	G1	DELTA
		CLIN	OUT	G1x	60240
C 9	60280	ADMIN	OUT	G2	60240
		ADMIN	OUT	G2x	60240
		CLIN	OUT	G0	60240
		CLIN	OUT	G1	60240
		CLIN	OUT	G1	DELTA
		CLIN	OUT	G1x	60240
C 9	60281	ADMIN	OUT	G2	60240
		ADMIN	OUT	G2x	60240
		CLIN	OUT	G0	60240
		CLIN	OUT	G1	60240
		CLIN	OUT	G1	DELTA
		CLIN	OUT	G1x	60240
C 9	60500	ADMIN	OUT	G2	60240
		ADMIN	OUT	G2x	60240
		CLIN	OUT	G0	60240
		CLIN	OUT	G1	60240
		CLIN	OUT	G1	DELTA
		CLIN	OUT	G1x	60240
C 9	60502	ADMIN	OUT	G2	60240
		ADMIN	OUT	G2x	60240
		CLIN	OUT	G0	60240
		CLIN	OUT	G1	60240
		CLIN	OUT	G1	DELTA
		CLIN	OUT	G1x	60240

Data Entry Log
CPEP 14

Data Entry Log
CPEP 10

Data Entry Log
CPEP 11

Data Entry Log
CPEP 12

Data Entry Log
CPEP 13

CPEP 9: Otolaryngology
Data Entry Log

CPEP	PROCCODE	CLINADM	SITE	TIMECAT	SERVREF
C 9	60505	ADMIN	OUT	G2	60240
		ADMIN	OUT	G2x	60240
		CLIN	OUT	G0	60240
		CLIN	OUT	G1	60240
		CLIN	OUT	G1	DELTA
		CLIN	OUT	G1x	60240
C 9	60600	ADMIN	OUT	G2	31360
		ADMIN	OUT	G2x	31360
		CLIN	OUT	G0	31360
		CLIN	OUT	G1	DELTA
		CLIN	OUT	G1x	31360
		C 9	60605	ADMIN	OUT
ADMIN	OUT			G2x	31360
CLIN	OUT			G0	31360
CLIN	OUT			G1	DELTA
CLIN	OUT			G1x	31360
C 9	67900			ADMIN	OUT
		ADMIN	OUT	G2x	67904
		CLIN	OUT	G0	67904
		CLIN	OUT	G1	67904
		CLIN	OUT	G1	DELTA
		CLIN	OUT	G1x	67904
C 9	67901	ADMIN	OUT	G2	67904
		ADMIN	OUT	G2x	67904
		CLIN	OUT	G0	67904
		CLIN	OUT	G1	67904
		CLIN	OUT	G1	DELTA
		CLIN	OUT	G1x	67904
C 9	67902	ADMIN	OUT	G2	67904
		ADMIN	OUT	G2x	67904
		CLIN	OUT	G0	67904
		CLIN	OUT	G1	67904
		CLIN	OUT	G1	DELTA
		CLIN	OUT	G1x	67904
C 9	67903	ADMIN	OUT	G2	67904
		ADMIN	OUT	G2x	67904
		CLIN	OUT	G0	67904
		CLIN	OUT	G1	67904
		CLIN	OUT	G1x	67904
		C 9	67906	ADMIN	OUT
ADMIN	OUT			G2x	67904
CLIN	OUT			G0	67904
CLIN	OUT			G1	67904
CLIN	OUT			G1	DELTA
CLIN	OUT			G1x	67904
C 9	67908	ADMIN	OUT	G2	67904
		ADMIN	OUT	G2x	67904
		CLIN	OUT	G0	67904
		CLIN	OUT	G1	67904
		CLIN	OUT	G1x	67904
		C 9	67909	ADMIN	OUT
ADMIN	OUT			G2x	67904
CLIN	OUT			G0	67904
CLIN	OUT			G1	67904
CLIN	OUT			G1x	67904
C 9	67911			ADMIN	OUT
		ADMIN	OUT	G2x	67904
		CLIN	OUT	G0	67904
		CLIN	OUT	G1	67904
		CLIN	OUT	G1x	67904

CPEP 9: Otolaryngology
Data Entry Log

CPEP	PROCCODE	CLINADM	SITE	TIMECAT	SERVREF
C 9	67917	ADMIN	OUT	G2	67904
		ADMIN	OUT	G2x	67904
		CLIN	OUT	G0	67904
		CLIN	OUT	G1	67904
		CLIN	OUT	G1	DELTA
		CLIN	OUT	G1x	67904
C 9	67924	ADMIN	OUT	G2	67904
		ADMIN	OUT	G2x	67904
		CLIN	OUT	G0	67904
		CLIN	OUT	G1	67904
		CLIN	OUT	G1	DELTA
		CLIN	OUT	G1x	67904
C 9	67950	ADMIN	OUT	G2	67904
		ADMIN	OUT	G2x	67904
		CLIN	OUT	G0	67904
		CLIN	OUT	G1	67904
		CLIN	OUT	G1x	67904
C 9	67961	ADMIN	OUT	G2	67904
		ADMIN	OUT	G2x	67904
		CLIN	OUT	G0	67904
		CLIN	OUT	G1	67904
		CLIN	OUT	G1	DELTA
		CLIN	OUT	G1x	67904
C 9	67966	ADMIN	OUT	G2	67904
		ADMIN	OUT	G2x	67904
		CLIN	OUT	G0	67904
		CLIN	OUT	G1	67904
		CLIN	OUT	G1	DELTA
		CLIN	OUT	G1x	67904
C 9	67971	ADMIN	OUT	G2	67904
		ADMIN	OUT	G2x	67904
		CLIN	OUT	G0	67904
		CLIN	OUT	G1	67904
		CLIN	OUT	G1	DELTA
		CLIN	OUT	G1x	67904
C 9	67973	ADMIN	OUT	G2	67904
		ADMIN	OUT	G2x	67904
		CLIN	OUT	G0	67904
		CLIN	OUT	G1	67904
		CLIN	OUT	G1	DELTA
		CLIN	OUT	G1x	67904
C 9	67974	ADMIN	OUT	G2	67904
		ADMIN	OUT	G2x	67904
		CLIN	OUT	G0	67904
		CLIN	OUT	G1	67904
		CLIN	OUT	G1	DELTA
		CLIN	OUT	G1x	67904
C 9	67975	ADMIN	OUT	G2	67904
		ADMIN	OUT	G2x	67904
		CLIN	OUT	G0	67904
		CLIN	OUT	G1	67904
		CLIN	OUT	G1	DELTA
		CLIN	OUT	G1x	67904
C 9	68320	ADMIN	OUT	G2	67904
		ADMIN	OUT	G2x	67904
		CLIN	OUT	G0	67904
		CLIN	OUT	G1	67904
		CLIN	OUT	G1	DELTA
		CLIN	OUT	G1x	67904

Data Entry Log
CPEP 14

Data Entry Log
CPEP 10

Data Entry Log
CPEP 11

Data Entry Log
CPEP 12

Data Entry Log
CPEP 13

CPEP 9: Otolaryngology
Data Entry Log

CPEP	PROCCODE	CLINADM	SITE	TIMECAT	SERVREF
C 9	68325	ADMIN	OUT	G2	67904
		ADMIN	OUT	G2x	67904
		CLIN	OUT	G0	67904
		CLIN	OUT	G1	67904
		CLIN	OUT	G1	DELTA
		CLIN	OUT	G1x	67904
C 9	68326	ADMIN	OUT	G2	67904
		ADMIN	OUT	G2x	67904
		CLIN	OUT	G0	67904
		CLIN	OUT	G1	67904
		CLIN	OUT	G1	DELTA
		CLIN	OUT	G1x	67904
C 9	68328	ADMIN	OUT	G2	67904
		ADMIN	OUT	G2x	67904
		CLIN	OUT	G0	67904
		CLIN	OUT	G1	67904
		CLIN	OUT	G1	DELTA
		CLIN	OUT	G1x	67904
C 9	69000	ADMIN	IN	G2	69433
		ADMIN	IN	G2x	69433
		CLIN	IN	G1	69433
		CLIN	IN	G1x	69433
C 9	69005	ADMIN	IN	G2	69433
		ADMIN	IN	G2x	69433
		ADMIN	OUT	G2	69433
		ADMIN	OUT	G2x	69433
		CLIN	IN	G1	69433
		CLIN	IN	G1x	69433
		CLIN	OUT	G0	DELTA
		CLIN	OUT	G1x	69433
C 9	69020	ADMIN	IN	G2	69433
		ADMIN	IN	G2x	69433
		CLIN	IN	G1	69433
		CLIN	IN	G1x	69433
C 9	69105	ADMIN	IN	G2	69433
		ADMIN	IN	G2x	69433
		ADMIN	OUT	G2	69433
		CLIN	IN	G1	69433
		CLIN	IN	G1x	69433
		CLIN	OUT	G0	DELTA
C 9	69110	ADMIN	IN	G2	69433
		ADMIN	IN	G2x	69433
		ADMIN	OUT	G2	69433
		ADMIN	OUT	G2x	69433
		CLIN	IN	G1	69433
		CLIN	IN	G1	DELTA
		CLIN	IN	G1x	69433
		CLIN	IN	G1x	DELTA
		CLIN	OUT	G0	DELTA
		CLIN	OUT	G1x	69433
		CLIN	OUT	G1x	DELTA
		C 9	69120	ADMIN	OUT
ADMIN	OUT			G2x	69641
CLIN	OUT			G0	69641
CLIN	OUT			G1	69641
CLIN	OUT			G1x	69641
C 9	69140	ADMIN	OUT	G2	69641
		ADMIN	OUT	G2x	69641
		CLIN	OUT	G0	69641
		CLIN	OUT	G1	69641
		CLIN	OUT	G1x	69641

CPEP 9: Otolaryngology
Data Entry Log

CPEP	PROCCODE	CLINADM	SITE	TIMECAT	SERVREF
C 9	69145	ADMIN	IN	G2	69433
		ADMIN	IN	G2x	69433
		ADMIN	OUT	G2	69433
		ADMIN	OUT	G2x	69433
		CLIN	IN	G1	69433
		CLIN	IN	G1	DELTA
		CLIN	IN	G1x	69433
		CLIN	IN	G1x	DELTA
		CLIN	OUT	G0	DELTA
		CLIN	OUT	G1x	69433
		CLIN	OUT	G1x	DELTA
		C 9	69150	ADMIN	OUT
ADMIN	OUT			G2x	69641
CLIN	OUT			G0	69641
CLIN	OUT			G1	69641
CLIN	OUT			G1x	69641
C 9	69155	ADMIN	OUT	G2	69641
		ADMIN	OUT	G2x	69641
		CLIN	OUT	G0	69641
		CLIN	OUT	G1	69641
		CLIN	OUT	G1x	69641
C 9	69200	ADMIN	IN	G2	69433
		ADMIN	IN	G2	DELTA
		ADMIN	IN	G2x	69433
		ADMIN	OUT	G2	69433
		ADMIN	OUT	G2	DELTA
		CLIN	IN	G1	69433
		CLIN	IN	G1x	69433
		CLIN	OUT	G0	DELTA
C 9	69205	ADMIN	OUT	G2	69433
		ADMIN	OUT	G2x	69433
		CLIN	OUT	G0	DELTA
		CLIN	OUT	G1x	69433
C 9	69210	ADMIN	IN	G2	69433
		ADMIN	IN	G2	DELTA
		ADMIN	IN	G2x	69433
		CLIN	IN	G1	69433
		CLIN	IN	G1x	69433
C 9	69220	ADMIN	IN	G2	69433
		ADMIN	IN	G2x	69433
		CLIN	IN	G1	69433
		CLIN	IN	G1x	69433
C 9	69222	ADMIN	IN	G2	69433
		ADMIN	IN	G2x	69433
		ADMIN	OUT	G2	69433
		ADMIN	OUT	G2x	69433
		CLIN	IN	G1	69433
		CLIN	IN	G1x	69433
		CLIN	OUT	G0	DELTA
		CLIN	OUT	G1x	69433
C 9	69300	ADMIN	OUT	G2	69641
		ADMIN	OUT	G2x	69641
		CLIN	OUT	G0	69641
		CLIN	OUT	G1	69641
		CLIN	OUT	G1x	69641
C 9	69310	ADMIN	OUT	G2	69641
		ADMIN	OUT	G2x	69641
		CLIN	OUT	G0	69641
		CLIN	OUT	G1	69641
		CLIN	OUT	G1x	69641

Data Entry Log
CPEP 14

Data Entry Log
CPEP 10

Data Entry Log
CPEP 11

Data Entry Log
CPEP 12

Data Entry Log
CPEP 13

CPEP 9: Otolaryngology
Data Entry Log

CPEP	PROCCODE	CLINADM	SITE	TIMECAT	SERVREF
C 9	69320	ADMIN	OUT	G2	69641
		ADMIN	OUT	G2x	69641
		CLIN	OUT	G0	69641
		CLIN	OUT	G1	69641
		CLIN	OUT	G1x	69641
C 9	69400	ADMIN	IN	G2	69433
		ADMIN	IN	G2x	69433
		CLIN	IN	G1	69433
		CLIN	IN	G1x	69433
C 9	69401	ADMIN	IN	G2	69433
		ADMIN	IN	G2x	69433
		CLIN	IN	G1	69433
		CLIN	IN	G1x	69433
C 9	69405	ADMIN	IN	G2	69433
		ADMIN	IN	G2x	69433
		CLIN	IN	G1	69433
		CLIN	IN	G1x	69433
C 9	69410	ADMIN	IN	G2	69433
		ADMIN	IN	G2x	69433
		CLIN	IN	G1	69433
		CLIN	IN	G1x	69433
C 9	69420	ADMIN	IN	G2	69433
		ADMIN	IN	G2x	69433
		CLIN	IN	G1	69433
		CLIN	IN	G1x	69433
C 9	69421	ADMIN	IN	G2	69433
		ADMIN	IN	G2x	69433
		ADMIN	OUT	G2	69433
		ADMIN	OUT	G2x	69433
		CLIN	IN	G1	69433
		CLIN	IN	G1x	69433
		CLIN	OUT	G0	DELTA
CLIN	OUT	G1x	69433		
C 9	69424	ADMIN	IN	G2	69433
		ADMIN	IN	G2x	69433
		ADMIN	OUT	G2	69433
		CLIN	IN	G1	69433
		CLIN	IN	G1x	69433
		CLIN	OUT	G0	DELTA
C 9	69436	ADMIN	OUT	G2	69433
		ADMIN	OUT	G2x	69433
		CLIN	OUT	G0	DELTA
		CLIN	OUT	G1x	69433
C 9	69440	ADMIN	OUT	G2	69641
		ADMIN	OUT	G2x	69641
		CLIN	OUT	G0	69641
		CLIN	OUT	G1	69641
		CLIN	OUT	G1x	69641
C 9	69450	ADMIN	OUT	G2	69641
		ADMIN	OUT	G2x	69641
		CLIN	OUT	G0	69641
		CLIN	OUT	G1	69641
		CLIN	OUT	G1x	69641
C 9	69501	ADMIN	OUT	G2	69641
		ADMIN	OUT	G2x	69641
		CLIN	OUT	G0	69641
		CLIN	OUT	G1	69641
		CLIN	OUT	G1x	69641

CPEP 9: Otolaryngology
Data Entry Log

CPEP	PROCCODE	CLINADM	SITE	TIMECAT	SERVREF
C 9	69502	ADMIN	OUT	G2	69641
		ADMIN	OUT	G2x	69641
		CLIN	OUT	G0	69641
		CLIN	OUT	G1	69641
		CLIN	OUT	G1x	69641
C 9	69505	ADMIN	OUT	G2	69641
		ADMIN	OUT	G2x	69641
		CLIN	OUT	G0	69641
		CLIN	OUT	G1	69641
		CLIN	OUT	G1x	69641
C 9	69511	ADMIN	OUT	G2	69641
		ADMIN	OUT	G2x	69641
		CLIN	OUT	G0	69641
		CLIN	OUT	G1	69641
		CLIN	OUT	G1x	69641
C 9	69530	ADMIN	OUT	G2	69641
		ADMIN	OUT	G2x	69641
		CLIN	OUT	G0	69641
		CLIN	OUT	G1	69641
		CLIN	OUT	G1x	69641
C 9	69535	ADMIN	OUT	G2	69641
		ADMIN	OUT	G2x	69641
		CLIN	OUT	G0	69641
		CLIN	OUT	G1	69641
		CLIN	OUT	G1x	69641
C 9	69540	ADMIN	IN	G2	69433
		ADMIN	IN	G2x	69433
		ADMIN	OUT	G2	69433
		ADMIN	OUT	G2x	69433
		CLIN	IN	G1	69433
		CLIN	IN	G1x	69433
		CLIN	OUT	G0	DELTA
CLIN	OUT	G1x	69433		
C 9	69550	ADMIN	OUT	G2	69641
		ADMIN	OUT	G2x	69641
		CLIN	OUT	G0	69641
		CLIN	OUT	G1	69641
		CLIN	OUT	G1x	69641
C 9	69552	ADMIN	OUT	G2	69641
		ADMIN	OUT	G2x	69641
		CLIN	OUT	G0	69641
		CLIN	OUT	G1	69641
		CLIN	OUT	G1x	69641
C 9	69554	ADMIN	OUT	G2	69641
		ADMIN	OUT	G2x	69641
		CLIN	OUT	G0	69641
		CLIN	OUT	G1	69641
		CLIN	OUT	G1x	69641
C 9	69601	ADMIN	OUT	G2	69641
		ADMIN	OUT	G2x	69641
		CLIN	OUT	G0	69641
		CLIN	OUT	G1	69641
		CLIN	OUT	G1x	69641
C 9	69602	ADMIN	OUT	G2	69641
		ADMIN	OUT	G2x	69641
		CLIN	OUT	G0	69641
		CLIN	OUT	G1	69641
		CLIN	OUT	G1x	69641

Data Entry Log
CPEP 14

Data Entry Log
CPEP 10

Data Entry Log
CPEP 11

Data Entry Log
CPEP 12

Data Entry Log
CPEP 13

CPEP 9: Otolaryngology
Data Entry Log

CPEP	PROCCODE	CLINADM	SITE	TIMECAT	SERVREF
C 9	69603	ADMIN	OUT	G2	69641
		ADMIN	OUT	G2x	69641
		CLIN	OUT	G0	69641
		CLIN	OUT	G1	69641
		CLIN	OUT	G1x	69641
C 9	69604	ADMIN	OUT	G2	69641
		ADMIN	OUT	G2x	69641
		CLIN	OUT	G0	69641
		CLIN	OUT	G1	69641
		CLIN	OUT	G1x	69641
C 9	69605	ADMIN	OUT	G2	69641
		ADMIN	OUT	G2x	69641
		CLIN	OUT	G0	69641
		CLIN	OUT	G1	69641
		CLIN	OUT	G1x	69641
C 9	69610	ADMIN	IN	G2	69433
		ADMIN	IN	G2x	69433
		ADMIN	OUT	G2	69433
		ADMIN	OUT	G2x	69433
		CLIN	IN	G1	69433
		CLIN	IN	G1	DELTA
		CLIN	IN	G1x	69433
		CLIN	OUT	G0	DELTA
CLIN	OUT	G1x	69433		
C 9	69620	ADMIN	IN	G2	69641
		ADMIN	IN	G2x	69641
		CLIN	IN	G1	69433
		CLIN	IN	G1	DELTA
		CLIN	IN	G1x	69433
		CLIN	IN	G1x	69641
C 9	69631	ADMIN	OUT	G2	69641
		ADMIN	OUT	G2x	69641
		CLIN	OUT	G0	69641
		CLIN	OUT	G1	69641
		CLIN	OUT	G1x	69641
C 9	69632	ADMIN	OUT	G2	69641
		ADMIN	OUT	G2x	69641
		CLIN	OUT	G0	69641
		CLIN	OUT	G1	69641
		CLIN	OUT	G1x	69641
C 9	69633	ADMIN	OUT	G2	69641
		ADMIN	OUT	G2x	69641
		CLIN	OUT	G0	69641
		CLIN	OUT	G1	69641
		CLIN	OUT	G1x	69641
C 9	69635	ADMIN	OUT	G2	69641
		ADMIN	OUT	G2x	69641
		CLIN	OUT	G0	69641
		CLIN	OUT	G1	69641
		CLIN	OUT	G1x	69641
C 9	69636	ADMIN	OUT	G2	69641
		ADMIN	OUT	G2x	69641
		CLIN	OUT	G0	69641
		CLIN	OUT	G1	69641
		CLIN	OUT	G1x	69641
C 9	69637	ADMIN	OUT	G2	69641
		ADMIN	OUT	G2x	69641
		CLIN	OUT	G0	69641
		CLIN	OUT	G1	69641
		CLIN	OUT	G1x	69641

CPEP 9: Otolaryngology
Data Entry Log

CPEP	PROCCODE	CLINADM	SITE	TIMECAT	SERVREF
C 9	69642	ADMIN	OUT	G2	69641
		ADMIN	OUT	G2x	69641
		CLIN	OUT	G0	69641
		CLIN	OUT	G1	69641
		CLIN	OUT	G1x	69641
C 9	69643	ADMIN	OUT	G2	69641
		ADMIN	OUT	G2x	69641
		CLIN	OUT	G0	69641
		CLIN	OUT	G1	69641
		CLIN	OUT	G1x	69641
C 9	69644	ADMIN	OUT	G2	69641
		ADMIN	OUT	G2x	69641
		CLIN	OUT	G0	69641
		CLIN	OUT	G1	69641
		CLIN	OUT	G1x	69641
C 9	69645	ADMIN	OUT	G2	69641
		ADMIN	OUT	G2x	69641
		CLIN	OUT	G0	69641
		CLIN	OUT	G1	69641
		CLIN	OUT	G1x	69641
C 9	69646	ADMIN	OUT	G2	69641
		ADMIN	OUT	G2x	69641
		CLIN	OUT	G0	69641
		CLIN	OUT	G1	69641
		CLIN	OUT	G1x	69641
C 9	69650	ADMIN	OUT	G2	69641
		ADMIN	OUT	G2x	69641
		CLIN	OUT	G0	69641
		CLIN	OUT	G1	69641
		CLIN	OUT	G1x	69641
C 9	69660	ADMIN	OUT	G2	69641
		ADMIN	OUT	G2x	69641
		CLIN	OUT	G0	69641
		CLIN	OUT	G1	69641
		CLIN	OUT	G1x	69641
C 9	69661	ADMIN	OUT	G2	69641
		ADMIN	OUT	G2x	69641
		CLIN	OUT	G0	69641
		CLIN	OUT	G1	69641
		CLIN	OUT	G1x	69641
C 9	69662	ADMIN	OUT	G2	69641
		ADMIN	OUT	G2x	69641
		CLIN	OUT	G0	69641
		CLIN	OUT	G1	69641
		CLIN	OUT	G1x	69641
C 9	69666	ADMIN	OUT	G2	69641
		ADMIN	OUT	G2x	69641
		CLIN	OUT	G0	69641
		CLIN	OUT	G1	69641
		CLIN	OUT	G1x	69641
C 9	69667	ADMIN	OUT	G2	69641
		ADMIN	OUT	G2x	69641
		CLIN	OUT	G0	69641
		CLIN	OUT	G1	69641
		CLIN	OUT	G1x	69641

Data Entry Log
CPEP 14

Data Entry Log
CPEP 10

Data Entry Log
CPEP 11

Data Entry Log
CPEP 12

Data Entry Log
CPEP 13

CPEP 9: Otolaryngology
Data Entry Log

CPEP	PROCCODE	CLINADM	SITE	TIMECAT	SERVREF
C 9	69670	ADMIN	OUT	G2	69641
		ADMIN	OUT	G2x	69641
		CLIN	OUT	G0	69641
		CLIN	OUT	G1	69641
		CLIN	OUT	G1x	69641
C 9	69676	ADMIN	OUT	G2	69641
		ADMIN	OUT	G2x	69641
		CLIN	OUT	G0	69641
		CLIN	OUT	G1	69641
		CLIN	OUT	G1x	69641
C 9	69700	ADMIN	OUT	G2	69433
		ADMIN	OUT	G2x	69433
		CLIN	OUT	G0	DELTA
		CLIN	OUT	G1x	69433
		CLIN	OUT	G1x	DELTA
C 9	69711	ADMIN	OUT	G2	69641
		ADMIN	OUT	G2x	69641
		CLIN	OUT	G0	69641
		CLIN	OUT	G1	69641
		CLIN	OUT	G1x	69641
C 9	69720	ADMIN	OUT	G2	69641
		ADMIN	OUT	G2x	69641
		CLIN	OUT	G0	69641
		CLIN	OUT	G1	69641
		CLIN	OUT	G1x	69641
C 9	69725	ADMIN	OUT	G2	69641
		ADMIN	OUT	G2x	69641
		CLIN	OUT	G0	69641
		CLIN	OUT	G1	69641
		CLIN	OUT	G1x	69641
C 9	69740	ADMIN	OUT	G2	69641
		ADMIN	OUT	G2x	69641
		CLIN	OUT	G0	69641
		CLIN	OUT	G1	69641
		CLIN	OUT	G1x	69641
C 9	69745	ADMIN	OUT	G2	69641
		ADMIN	OUT	G2x	69641
		CLIN	OUT	G0	69641
		CLIN	OUT	G1	69641
		CLIN	OUT	G1x	69641
C 9	69801	ADMIN	OUT	G2	69641
		ADMIN	OUT	G2x	69641
		CLIN	OUT	G0	69641
		CLIN	OUT	G1	69641
		CLIN	OUT	G1x	69641
C 9	69802	ADMIN	OUT	G2	69641
		ADMIN	OUT	G2x	69641
		CLIN	OUT	G0	69641
		CLIN	OUT	G1	69641
		CLIN	OUT	G1x	69641
C 9	69805	ADMIN	OUT	G2	69641
		ADMIN	OUT	G2x	69641
		CLIN	OUT	G0	69641
		CLIN	OUT	G1	69641
		CLIN	OUT	G1x	69641

CPEP 9: Otolaryngology
Data Entry Log

CPEP	PROCCODE	CLINADM	SITE	TIMECAT	SERVREF
C 9	69806	ADMIN	OUT	G2	69641
		ADMIN	OUT	G2x	69641
		CLIN	OUT	G0	69641
		CLIN	OUT	G1	69641
		CLIN	OUT	G1x	69641
C 9	69820	ADMIN	OUT	G2	69641
		ADMIN	OUT	G2x	69641
		CLIN	OUT	G0	69641
		CLIN	OUT	G1	69641
		CLIN	OUT	G1x	69641
C 9	69840	ADMIN	OUT	G2	69641
		ADMIN	OUT	G2x	69641
		CLIN	OUT	G0	69641
		CLIN	OUT	G1	69641
		CLIN	OUT	G1x	69641
C 9	69905	ADMIN	OUT	G2	69641
		ADMIN	OUT	G2x	69641
		CLIN	OUT	G0	69641
		CLIN	OUT	G1	69641
		CLIN	OUT	G1x	69641
C 9	69910	ADMIN	OUT	G2	69641
		ADMIN	OUT	G2x	69641
		CLIN	OUT	G0	69641
		CLIN	OUT	G1	69641
		CLIN	OUT	G1x	69641
C 9	69915	ADMIN	OUT	G2	69641
		ADMIN	OUT	G2x	69641
		CLIN	OUT	G0	69641
		CLIN	OUT	G1	69641
		CLIN	OUT	G1x	69641
C 9	69955	ADMIN	OUT	G2	69641
		ADMIN	OUT	G2x	69641
		CLIN	OUT	G0	69641
		CLIN	OUT	G1	69641
		CLIN	OUT	G1x	69641
C 9	69960	ADMIN	OUT	G2	69641
		ADMIN	OUT	G2x	69641
		CLIN	OUT	G0	69641
		CLIN	OUT	G1	69641
		CLIN	OUT	G1x	69641
C 9	92502	ADMIN	OUT	G2	69433
		CLIN	OUT	G0	DELTA
C 9	92504	ADMIN	IN	G2	69433
		ADMIN	IN	G2x	69433
		CLIN	IN	G1	69433
		CLIN	IN	G1x	69433
C 9	92506	ADMIN	IN	G2	92507
		ADMIN	OUT	G2	92507
		CLIN	IN	G1	92507
		CLIN	OUT	G1	92507
C 9	92508	ADMIN	IN	G2	92507
		ADMIN	OUT	G2	92507
		CLIN	IN	G1	92507
		CLIN	OUT	G1	92507
C 9	92511	ADMIN	IN	G2	31575
		ADMIN	OUT	G2	31575
		CLIN	IN	G1	31575

Data Entry Log
CPEP 14

Data Entry Log
CPEP 10

Data Entry Log
CPEP 11

Data Entry Log
CPEP 12

Data Entry Log
CPEP 13

CPEP 9: Otolaryngology
Data Entry Log

CPEP	PROCCODE	CLINADM	SITE	TIMECAT	SERVREF
C 9	92512	ADMIN	IN	G2	92542
		CLIN	IN	G1	92542
		CLIN	IN	G1	DELTA
C 9	92516	ADMIN	IN	G2	92542
		CLIN	IN	G1	92542
		CLIN	IN	G1	DELTA
C 9	92520	ADMIN	IN	G2	92542
		ADMIN	OUT	G2	92542
		CLIN	IN	G1	92542
		CLIN	IN	G1	DELTA
		CLIN	OUT	G1	92542
		CLIN	OUT	G1	DELTA
C 9	92541	ADMIN	IN	G2	92542
		ADMIN	OUT	G2	92542
		CLIN	IN	G1	92542
		CLIN	OUT	G1	92542
C 9	92543	ADMIN	IN	G2	92542
		ADMIN	OUT	G2	92542
		CLIN	IN	G1	92542
		CLIN	OUT	G1	92542
C 9	92544	ADMIN	IN	G2	92542
		ADMIN	OUT	G2	92542
		CLIN	IN	G1	92542
		CLIN	OUT	G1	92542
C 9	92545	ADMIN	IN	G2	92542
		ADMIN	OUT	G2	92542
		CLIN	IN	G1	92542
		CLIN	OUT	G1	92542
C 9	92546	ADMIN	IN	G2	92542
		ADMIN	OUT	G2	92542
		CLIN	IN	G1	92542
		CLIN	IN	G1	DELTA
		CLIN	OUT	G1	92542
		CLIN	OUT	G1	DELTA
C 9	92547	ADMIN	IN	G2	92542
		ADMIN	OUT	G2	92542
		CLIN	IN	G1	92542
		CLIN	OUT	G1	92542
C 9	92552	ADMIN	IN	G2	92557
		CLIN	IN	G1	92557
C 9	92553	ADMIN	IN	G2	92557
		CLIN	IN	G1	92557
C 9	92555	ADMIN	IN	G2	92557
		CLIN	IN	G1	92557
C 9	92556	ADMIN	IN	G2	92557
		CLIN	IN	G1	92557
C 9	92561	ADMIN	IN	G2	92557
		CLIN	IN	G1	92557
C 9	92562	ADMIN	IN	G2	92557
		CLIN	IN	G1	92557
C 9	92563	ADMIN	IN	G2	92557
		CLIN	IN	G1	92557
C 9	92564	ADMIN	IN	G2	92557
		CLIN	IN	G1	92557

CPEP 9: Otolaryngology
Data Entry Log

CPEP	PROCCODE	CLINADM	SITE	TIMECAT	SERVREF
C 9	92565	ADMIN	IN	G2	92557
		CLIN	IN	G1	92557
C 9	92567	ADMIN	IN	G2	92557
		CLIN	IN	G1	92557
C 9	92568	ADMIN	IN	G2	92557
		CLIN	IN	G1	92557
C 9	92569	ADMIN	IN	G2	92557
		CLIN	IN	G1	92557
C 9	92571	ADMIN	IN	G2	92557
		CLIN	IN	G1	92557
C 9	92572	ADMIN	IN	G2	92557
		CLIN	IN	G1	92557
C 9	92573	ADMIN	IN	G2	92557
		CLIN	IN	G1	92557
C 9	92574	ADMIN	IN	G2	92557
		CLIN	IN	G1	92557
C 9	92575	ADMIN	IN	G2	92557
		CLIN	IN	G1	92557
C 9	92576	ADMIN	IN	G2	92557
		CLIN	IN	G1	92557
C 9	92577	ADMIN	IN	G2	92557
		CLIN	IN	G1	92557
C 9	92578	ADMIN	IN	G2	92557
		CLIN	IN	G1	92557
C 9	92580	ADMIN	IN	G2	92557
		CLIN	IN	G1	92557
C 9	92582	ADMIN	IN	G2	92557
		CLIN	IN	G1	92557
		CLIN	IN	G1	DELTA
C 9	92583	ADMIN	IN	G2	92557
		CLIN	IN	G1	92557
		CLIN	IN	G1	DELTA
C 9	92584	ADMIN	IN	G2	92542
		ADMIN	OUT	G2	92542
		CLIN	IN	G1	92542
		CLIN	IN	G1	DELTA
		CLIN	OUT	G1	92542
C 9	92587	ADMIN	IN	G2	92542
		ADMIN	OUT	G2	92542
		CLIN	IN	G1	92542
		CLIN	OUT	G1	92542
		CLIN	OUT	G1	DELTA
C 9	92588	ADMIN	IN	G2	92542
		ADMIN	OUT	G2	92542
		CLIN	IN	G1	92542
		CLIN	OUT	G1	92542
C 9	92589	ADMIN	IN	G2	92557
		ADMIN	IN	G2	DELTA
		CLIN	IN	G1	92557
		CLIN	IN	G1	DELTA

Data Entry Log
CPEP 14

Data Entry Log
CPEP 10

Data Entry Log
CPEP 11

Data Entry Log
CPEP 12

Data Entry Log
CPEP 13

CPEP 9: Otolaryngology
Data Entry Log

CPEP	PROCCODE	CLINADM	SITE	TIMECAT	SERVREF
C 9	92596	ADMIN	IN	G2	92557
		CLIN	IN	G1	92557
C 9	99201	ADMIN	IN	G2	99203
		CLIN	IN	G1	99203
		CLIN	IN	G1	DELTA
C 9	99202	ADMIN	IN	G2	99203
		CLIN	IN	G1	99203
		CLIN	IN	G1	DELTA
C 9	99204	ADMIN	IN	G2	99203
		CLIN	IN	G1	99203
		CLIN	IN	G1	DELTA
C 9	99205	ADMIN	IN	G2	99203
		CLIN	IN	G1	99203
		CLIN	IN	G1	DELTA
C 9	99211	ADMIN	IN	G2	99213
		CLIN	IN	G1	99213
		CLIN	IN	G1	DELTA
C 9	99212	ADMIN	IN	G2	99213
		CLIN	IN	G1	99213
		CLIN	IN	G1	DELTA
C 9	99214	ADMIN	IN	G2	99213
		CLIN	IN	G1	99213
		CLIN	IN	G1	DELTA
C 9	99215	ADMIN	IN	G2	99213
		CLIN	IN	G1	99213
		CLIN	IN	G1	DELTA
C 9	99241	ADMIN	IN	G2	99243
		CLIN	IN	G1	99243
		CLIN	IN	G1	DELTA
C 9	99242	ADMIN	IN	G2	99243
		CLIN	IN	G1	99243
		CLIN	IN	G1	DELTA
C 9	99244	ADMIN	IN	G2	99243
		CLIN	IN	G1	99243
		CLIN	IN	G1	DELTA
C 9	99245	ADMIN	IN	G2	99243
		CLIN	IN	G1	99243
		CLIN	IN	G1	DELTA


Data Entry Log
CPEP 14

Data Entry Log
CPEP 10

Data Entry Log
CPEP 11

Data Entry Log
CPEP 12

Data Entry Log
CPEP 13



**Data Entry Log
(SERVPT)**

- CPEP:** The Clinical Practice Expert Panel (abbreviated CPEP) that provided the estimates for the associated service.
- PROCCODE:** The HCFA Common Procedure Coding System (HCPCS) Code for the specified service.
- CLINADM:** This identifies the record as referring either to clinical staff time (CLIN) or administrative staff time (ADMIN).
- SITE:** This identifies whether the service that is being referenced was profiled in-office (IN) or out-of-office (OUT).
- TIMECAT:** This identifies the labor time category for which the reference service was used.
- SERVREF:** HCPCS Code for the service to which the CPEP referred, in developing estimates.


Data Entry Log
CPEP 14

Data Entry Log

Data Entry Log
CPEP 11

Data Entry Log
CPEP 12

Data Entry Log
CPEP 13



CPEP 10: Miscellaneous Internal Medicine
Data Entry Log

CPEP	PROCCODE	CLINADM	SITE	TIMECAT	SERVREF
C10	31612	ADMIN	IN	G2x	32020
		ADMIN	OUT	G2	32020
		CLIN	IN	G1	DELTA
		CLIN	OUT	G1	32020
		CLIN	OUT	G1	DELTA
C10	31615	ADMIN	IN	G2x	31622
		ADMIN	OUT	G2	31622
		CLIN	IN	G1	DELTA
		CLIN	IN	G1x	62270
		CLIN	OUT	G1	31622
C10	31625	ADMIN	OUT	G2	31622
		CLIN	OUT	G1	31622
C10	31628	ADMIN	OUT	G2	31622
		CLIN	OUT	G1	31622
C10	31629	ADMIN	OUT	G2	31622
		CLIN	OUT	G1	31622
C10	31630	ADMIN	OUT	G2	31622
		CLIN	OUT	G1	31622
		CLIN	OUT	G1	DELTA
C10	31631	ADMIN	OUT	G2	31622
		CLIN	OUT	G1	31622
		CLIN	OUT	G1	DELTA
C10	31635	ADMIN	OUT	G2	31622
		CLIN	OUT	G1	31622
		CLIN	OUT	G1	DELTA
C10	31640	ADMIN	OUT	G2	31622
		CLIN	OUT	G1	31622
		CLIN	OUT	G1	DELTA
C10	31641	ADMIN	OUT	G2	31622
		CLIN	OUT	G1	31622
		CLIN	OUT	G1	DELTA
C10	31645	ADMIN	OUT	G2	31622
		CLIN	OUT	G1	31622
C10	31646	ADMIN	OUT	G2	31622
		CLIN	OUT	G1	31622
C10	31656	ADMIN	OUT	G2	31622
		CLIN	OUT	G1	31622
C10	31700	ADMIN	IN	G2x	31622
		ADMIN	OUT	G2	31622
		CLIN	IN	G1	DELTA
		CLIN	IN	G1x	62270
		CLIN	OUT	G1	31622
C10	31710	ADMIN	OUT	G2	31622
		CLIN	OUT	G1	31622
C10	31715	ADMIN	OUT	G2	31622
		CLIN	OUT	G1	31622
C10	31717	ADMIN	IN	G2x	31622
		ADMIN	OUT	G2	31622
		CLIN	IN	G1	DELTA
		CLIN	IN	G1x	62270
		CLIN	OUT	G1	31622

Data Entry Log
CPEP 14

Data Entry Log

Data Entry Log
CPEP 11

Data Entry Log
CPEP 12

Data Entry Log
CPEP 13

CPEP 10: Miscellaneous Internal Medicine
Data Entry Log

CPEP	PROCCODE	CLINADM	SITE	TIMECAT	SERVREF
C10	31720	ADMIN	IN	G2x	32020
		ADMIN	OUT	G2	32020
		CLIN	IN	G1	DELTA
		CLIN	OUT	G1	32020
		CLIN	OUT	G1	DELTA
C10	31730	ADMIN	IN	G2x	32020
		ADMIN	OUT	G2	32020
		CLIN	IN	G1	DELTA
		CLIN	OUT	G1	32020
C10	32000	ADMIN	IN	G2x	32020
		ADMIN	OUT	G2	32020
		CLIN	IN	G1	DELTA
		CLIN	OUT	G1	32020
C10	32002	ADMIN	IN	G2x	32020
		ADMIN	OUT	G2	32020
		CLIN	IN	G1	DELTA
		CLIN	OUT	G1	32020
C10	32420	ADMIN	OUT	G2	32020
		CLIN	OUT	G1	32020
C10	32960	ADMIN	IN	G2x	32020
		ADMIN	OUT	G2	32020
		CLIN	IN	G1	DELTA
		CLIN	OUT	G1	32020
C10	33010	ADMIN	OUT	G2	32020
		CLIN	OUT	G1	32020
C10	33011	ADMIN	OUT	G2	32020
		CLIN	OUT	G1	32020
C10	33015	ADMIN	OUT	G2	32020
		ADMIN	OUT	G2x	DELTA
		CLIN	OUT	G1	32020
		CLIN	OUT	G1x	DELTA
C10	36400	ADMIN	IN	G2	36000
		ADMIN	OUT	G2	36000
		CLIN	IN	G1	36000
		CLIN	IN	G1	DELTA
C10	36405	ADMIN	IN	G2	36000
		ADMIN	OUT	G2	36000
		CLIN	IN	G1	36000
		CLIN	IN	G1	DELTA
C10	36406	ADMIN	IN	G2	36000
		ADMIN	OUT	G2	36000
		CLIN	IN	G1	36000
		CLIN	IN	G1	DELTA
C10	36410	ADMIN	IN	G2	36000
		ADMIN	OUT	G2	36000
		CLIN	IN	G1	36000
C10	36420	ADMIN	OUT	G2	36000
C10	36425	ADMIN	OUT	G2	36000
C10	36440	ADMIN	OUT	G2	36430
		CLIN	OUT	G1	36430
C10	36450	ADMIN	OUT	G2	36430
		CLIN	OUT	G1	36430

CPEP 10: Miscellaneous Internal Medicine
Data Entry Log

CPEP	PROCCODE	CLINADM	SITE	TIMECAT	SERVREF
C10	36455	ADMIN	OUT	G2	36430
		CLIN	OUT	G1	36430
C10	36460	ADMIN	OUT	G2	36430
		ADMIN	OUT	G2	DELTA
		CLIN	OUT	G1	36430
C10	36510	ADMIN	OUT	G2	36000
C10	36520	ADMIN	OUT	G2	36430
		CLIN	OUT	G1	36430
C10	36522	ADMIN	IN	G2	36430
		ADMIN	OUT	G2	36430
		CLIN	IN	G1	36430
		CLIN	IN	G1	DELTA
		CLIN	OUT	G1	36430
C10	36600	ADMIN	IN	G2	36000
		ADMIN	OUT	G2	36000
		CLIN	IN	G1	36000
C10	36660	ADMIN	OUT	G2	36000
C10	36680	ADMIN	IN	G2	90780
		ADMIN	OUT	G2	90780
		CLIN	IN	G1	90780
		CLIN	OUT	G1	90780
C10	38230	ADMIN	OUT	G2	DELTA
		ADMIN	OUT	G2x	99213
		ADMIN	OUT	G2x	DELTA
		CLIN	OUT	G1	DELTA
		CLIN	OUT	G1x	DELTA
C10	38240	ADMIN	OUT	G2	DELTA
		CLIN	OUT	G1	DELTA
C10	38241	ADMIN	OUT	G2	DELTA
		CLIN	OUT	G1	DELTA
C10	49080	ADMIN	IN	G2x	32020
		ADMIN	OUT	G2	32020
		CLIN	IN	G1	DELTA
		CLIN	OUT	G1	32020
C10	49081	ADMIN	IN	G2x	32020
		ADMIN	OUT	G2	32020
		CLIN	IN	G1	DELTA
		CLIN	OUT	G1	32020
C10	49400	ADMIN	OUT	G2	32020
		CLIN	OUT	G1	32020
C10	49427	ADMIN	OUT	G2	32020
		CLIN	OUT	G1	32020
C10	62272	ADMIN	IN	G2	62270
		ADMIN	OUT	G2	62270
		CLIN	IN	G1	62270
		CLIN	OUT	G1	62270
C10	64613	ADMIN	IN	G2	36000
		ADMIN	OUT	G2	36000
		CLIN	IN	G1	36000
		CLIN	IN	G1	DELTA
C10	75809	ADMIN	OUT	G2	32020
		CLIN	OUT	G1	32020
		CLIN	OUT	G1	DELTA

Data Entry Log
CPEP 14

Data Entry Log
CPEP 15

Data Entry Log
CPEP 11

Data Entry Log
CPEP 12

Data Entry Log
CPEP 13

CPEP 10: Miscellaneous Internal Medicine
Data Entry Log

CPEP	PROCCODE	CLINADM	SITE	TIMECAT	SERVREF
C10	76930	ADMIN	OUT	G2	32020
		CLIN	OUT	G1	32020
		CLIN	OUT	G1	DELTA
C10	76934	ADMIN	OUT	G2	32020
		CLIN	OUT	G1	32020
		CLIN	OUT	G1	DELTA
C10	76941	ADMIN	OUT	G2	36430
		CLIN	OUT	G1	36430
C10	85102	ADMIN	IN	G2	85095
		ADMIN	OUT	G2	85095
		CLIN	IN	G1	85095
		CLIN	OUT	G1	85095
C10	86485	ADMIN	IN	G2	DELTA
		CLIN	IN	G1	DELTA
C10	86490	ADMIN	IN	G2	DELTA
		CLIN	IN	G1	DELTA
C10	86510	ADMIN	IN	G2	DELTA
		ADMIN	OUT	G2	DELTA
		CLIN	IN	G1	DELTA
C10	86585	ADMIN	IN	G2	DELTA
		CLIN	IN	G1	DELTA
C10	89350	ADMIN	IN	G2	94010
		ADMIN	IN	G2	DELTA
		ADMIN	OUT	G2	94010
		ADMIN	OUT	G2	DELTA
		CLIN	IN	G1	94010
C10	90781	ADMIN	IN	G2	90780
		ADMIN	IN	G2	DELTA
		ADMIN	OUT	G2	90780
		ADMIN	OUT	G2	DELTA
		CLIN	IN	G1	90780
		CLIN	IN	G1	DELTA
		CLIN	OUT	G1	90780
		CLIN	OUT	G1	DELTA
C10	90782	ADMIN	IN	G2	36000
		ADMIN	OUT	G2	36000
		CLIN	IN	G1	36000
		CLIN	IN	G1	DELTA
C10	90783	ADMIN	IN	G2	36000
		ADMIN	OUT	G2	36000
		CLIN	IN	G1	36000
C10	90784	ADMIN	IN	G2	36000
		ADMIN	OUT	G2	36000
		CLIN	IN	G1	36000
C10	90788	ADMIN	IN	G2	36000
		CLIN	IN	G1	36000
		CLIN	IN	G1	DELTA
C10	90918	ADMIN	OUT	G2	90921
		CLIN	OUT	G1	90921
		CLIN	OUT	G1	DELTA
C10	90919	ADMIN	OUT	G2	90921
		CLIN	OUT	G1	90921
		CLIN	OUT	G1	DELTA

CPEP 10: Miscellaneous Internal Medicine
Data Entry Log

CPEP	PROCCODE	CLINADM	SITE	TIMECAT	SERVREF
C10	90920	ADMIN	OUT	G2	90921
		CLIN	OUT	G1	90921
C10	90922	ADMIN	OUT	G2	DELTA
		CLIN	OUT	G1	DELTA
C10	90935	ADMIN	OUT	G2	DELTA
		CLIN	OUT	G1	DELTA
C10	90937	ADMIN	OUT	G2	DELTA
		CLIN	OUT	G1	DELTA
C10	90945	ADMIN	OUT	G2	DELTA
		CLIN	OUT	G1	DELTA
C10	90947	ADMIN	OUT	G2	DELTA
		CLIN	OUT	G1	DELTA
C10	90997	ADMIN	OUT	G2	DELTA
		CLIN	OUT	G1	DELTA
C10	92280	ADMIN	IN	G2	95819
		ADMIN	OUT	G2	95819
		CLIN	IN	G1	95819
		CLIN	IN	G1	DELTA
C10	92585	ADMIN	IN	G2	95819
		ADMIN	OUT	G2	95819
		CLIN	IN	G1	95819
		CLIN	IN	G1	DELTA
C10	93016	ADMIN	IN	G2	93015
		ADMIN	IN	G2	DELTA
		ADMIN	OUT	G2	93015
		ADMIN	OUT	G2	DELTA
		CLIN	IN	G1	93015
		CLIN	IN	G1	DELTA
		CLIN	OUT	G1	93015
		CLIN	OUT	G1	DELTA
C10	93017	ADMIN	IN	G2	93015
		ADMIN	IN	G2	DELTA
		ADMIN	OUT	G2	93015
		ADMIN	OUT	G2	DELTA
		CLIN	IN	G1	93015
		CLIN	OUT	G1	93015
C10	93018	ADMIN	IN	G2	93015
		ADMIN	IN	G2	DELTA
		ADMIN	OUT	G2	93015
		ADMIN	OUT	G2	DELTA
		CLIN	IN	G1	93015
		CLIN	IN	G1	DELTA
		CLIN	OUT	G1	93015
		CLIN	OUT	G1	DELTA
C10	93024	ADMIN	IN	G2	93015
		ADMIN	OUT	G2	93015
		CLIN	IN	G1	93015
		CLIN	OUT	G1	93015
C10	94060	ADMIN	IN	G2	94010
		ADMIN	OUT	G2	94010
		CLIN	IN	G1	94010
		CLIN	IN	G1	DELTA

Data Entry Log
CPEP 14

Data Entry Log
CPEP 14

Data Entry Log
CPEP 11

Data Entry Log
CPEP 12

Data Entry Log
CPEP 13

CPEP 10: Miscellaneous Internal Medicine
Data Entry Log

CPEP	PROCCODE	CLINADM	SITE	TIMECAT	SERVREF
C10	94070	ADMIN	IN	G2	94010
		ADMIN	IN	G2	DELTA
		ADMIN	OUT	G2	94010
		ADMIN	OUT	G2	DELTA
		CLIN	IN	G1	94010
		CLIN	IN	G1	DELTA
C10	94150	ADMIN	IN	G2	94010
		ADMIN	OUT	G2	94010
		CLIN	IN	G1	94010
		CLIN	IN	G1	DELTA
C10	94160	ADMIN	IN	G2	94010
		ADMIN	OUT	G2	94010
		CLIN	IN	G1	94010
		CLIN	IN	G1	DELTA
C10	94200	ADMIN	IN	G2	94010
		ADMIN	OUT	G2	94010
		CLIN	IN	G1	94010
		CLIN	IN	G1	DELTA
C10	94240	ADMIN	IN	G2	94010
		ADMIN	OUT	G2	94010
		CLIN	IN	G1	94010
		CLIN	IN	G1	DELTA
C10	94250	ADMIN	IN	G2	94010
		ADMIN	OUT	G2	94010
		CLIN	IN	G1	94010
		CLIN	IN	G1	DELTA
C10	94260	ADMIN	IN	G2	94010
		ADMIN	OUT	G2	94010
		CLIN	IN	G1	94010
		CLIN	IN	G1	DELTA
C10	94350	ADMIN	IN	G2	94010
		ADMIN	IN	G2	DELTA
		ADMIN	OUT	G2	94010
		ADMIN	OUT	G2	DELTA
		CLIN	IN	G1	94010
		CLIN	IN	G1	DELTA
C10	94360	ADMIN	IN	G2	94010
		ADMIN	OUT	G2	94010
		CLIN	IN	G1	94010
		CLIN	IN	G1	DELTA
C10	94370	ADMIN	IN	G2	94010
		ADMIN	OUT	G2	94010
		CLIN	IN	G1	94010
		CLIN	IN	G1	DELTA
C10	94375	ADMIN	IN	G2	94010
		ADMIN	OUT	G2	94010
		CLIN	IN	G1	94010
		CLIN	IN	G1	DELTA
C10	94400	ADMIN	IN	G2	94010
		ADMIN	OUT	G2	94010
		CLIN	IN	G1	94010
		CLIN	IN	G1	DELTA
C10	94450	ADMIN	OUT	G2	94010

CPEP 10: Miscellaneous Internal Medicine
Data Entry Log

CPEP	PROCCODE	CLINADM	SITE	TIMECAT	SERVREF
C10	94620	ADMIN	IN	G2	94010
		ADMIN	IN	G2	DELTA
		ADMIN	OUT	G2	94010
		ADMIN	OUT	G2	DELTA
		CLIN	IN	G1	94010
		CLIN	IN	G1	DELTA
		CLIN	OUT	G1	DELTA
C10	94640	ADMIN	IN	G2	94664
		ADMIN	OUT	G2	94664
		CLIN	IN	G1	94664
		CLIN	IN	G1	DELTA
		CLIN	OUT	G1	94664
C10	94642	ADMIN	IN	G2	94664
		ADMIN	OUT	G2	94664
		CLIN	IN	G1	94664
		CLIN	OUT	G1	94664
C10	94650	ADMIN	IN	G2	94664
		ADMIN	OUT	G2	94664
		CLIN	IN	G1	94664
		CLIN	IN	G1	DELTA
		CLIN	OUT	G1	94664
C10	94651	ADMIN	IN	G2	94664
		ADMIN	OUT	G2	94664
		CLIN	IN	G1	94664
		CLIN	OUT	G1	94664
C10	94652	ADMIN	IN	G2	94664
		ADMIN	OUT	G2	94664
		CLIN	IN	G1	94664
		CLIN	IN	G1	DELTA
		CLIN	OUT	G1	94664
C10	94657	ADMIN	OUT	G2	94656
C10	94660	ADMIN	IN	G2x	94656
		ADMIN	OUT	G2	94656
		CLIN	IN	G1	DELTA
		CLIN	OUT	G1	94656
C10	94662	ADMIN	OUT	G2	94656
		ADMIN	OUT	G2	DELTA
		CLIN	OUT	G1	94656
C10	94665	ADMIN	IN	G2	94664
		ADMIN	OUT	G2	94664
		CLIN	IN	G1	94664
		CLIN	IN	G1	DELTA
		CLIN	OUT	G1	94664
C10	94667	ADMIN	IN	G2	94664
		ADMIN	OUT	G2	94664
		CLIN	IN	G1	94664
		CLIN	OUT	G1	94664
C10	94668	ADMIN	IN	G2	94664
		ADMIN	OUT	G2	94664
		CLIN	IN	G1	94664
		CLIN	OUT	G1	94664
C10	94680	ADMIN	IN	G2	94010
		ADMIN	IN	G2	DELTA
		ADMIN	OUT	G2	94010
		ADMIN	OUT	G2	DELTA
		CLIN	IN	G1	94010
		CLIN	IN	G1	DELTA

Data Entry Log
CPEP 14

Data Entry Log
CPEP 14

Data Entry Log
CPEP 11

Data Entry Log
CPEP 12

Data Entry Log
CPEP 13

CPEP 10: Miscellaneous Internal Medicine
Data Entry Log

CPEP	PROCCODE	CLINADM	SITE	TIMECAT	SERVREF
C10	94681	ADMIN	IN	G2	94010
		ADMIN	IN	G2	DELTA
		ADMIN	OUT	G2	94010
		ADMIN	OUT	G2	DELTA
		CLIN	IN	G1	94010
		CLIN	IN	G1	DELTA
C10	94690	ADMIN	IN	G2	94010
		ADMIN	IN	G2	DELTA
		ADMIN	OUT	G2	94010
		ADMIN	OUT	G2	DELTA
		CLIN	IN	G1	94010
		CLIN	IN	G1	DELTA
C10	94720	ADMIN	IN	G2	94010
		ADMIN	OUT	G2	94010
		CLIN	IN	G1	94010
		CLIN	IN	G1	DELTA
C10	94725	ADMIN	IN	G2	94010
		ADMIN	OUT	G2	94010
		CLIN	IN	G1	94010
		CLIN	IN	G1	DELTA
C10	94750	ADMIN	IN	G2	94010
		ADMIN	OUT	G2	94010
		CLIN	IN	G1	94010
		CLIN	IN	G1	DELTA
C10	94760	ADMIN	IN	G2	94010
		ADMIN	IN	G2	DELTA
		ADMIN	OUT	G2	94010
		ADMIN	OUT	G2	DELTA
		CLIN	IN	G1	94010
		CLIN	IN	G1	DELTA
C10	94761	ADMIN	IN	G2	94010
		ADMIN	OUT	G2	94010
		CLIN	IN	G1	94010
		CLIN	IN	G1	DELTA
C10	94762	ADMIN	OUT	G2	94010
C10	94770	ADMIN	OUT	G2	94010
C10	94772	ADMIN	OUT	G2	94010
C10	95004	ADMIN	IN	G2	95024
		CLIN	IN	G1	95024
		CLIN	IN	G1	DELTA
C10	95010	ADMIN	IN	G2	95024
		CLIN	IN	G1	95024
		CLIN	IN	G1	DELTA
C10	95015	ADMIN	IN	G2	95024
		CLIN	IN	G1	95024
		CLIN	IN	G1	DELTA
C10	95027	ADMIN	IN	G2	95024
		CLIN	IN	G1	95024
C10	95028	ADMIN	IN	G2	95024
		CLIN	IN	G1	95024
		CLIN	IN	G1	DELTA
C10	95044	ADMIN	IN	G2	95024
		CLIN	IN	G1	95024
		CLIN	IN	G1	DELTA

CPEP 10: Miscellaneous Internal Medicine
Data Entry Log

CPEP	PROCCODE	CLINADM	SITE	TIMECAT	SERVREF
C10	95052	ADMIN	IN	G2	95024
		CLIN	IN	G1	95024
		CLIN	IN	G1	DELTA
C10	95056	ADMIN	IN	G2	95024
		CLIN	IN	G1	95024
		CLIN	IN	G1	DELTA
C10	95060	ADMIN	IN	G2	95024
		CLIN	IN	G1	95024
		CLIN	IN	G1	DELTA
C10	95065	ADMIN	IN	G2	95024
		CLIN	IN	G1	95024
		CLIN	IN	G1	DELTA
C10	95070	ADMIN	IN	G2	DELTA
		CLIN	IN	G1	DELTA
C10	95071	ADMIN	IN	G2	DELTA
		CLIN	IN	G1	DELTA
C10	95075	ADMIN	IN	G2	95024
		CLIN	IN	G1	95024
		CLIN	IN	G1	DELTA
C10	95078	ADMIN	IN	G2	95024
		CLIN	IN	G1	95024
C10	95117	ADMIN	IN	G2	95115
		CLIN	IN	G1	95115
		CLIN	IN	G1	DELTA
C10	95144	ADMIN	IN	G2	95165
		CLIN	IN	G1	95165
		CLIN	IN	G1	DELTA
C10	95145	ADMIN	IN	G2	95165
		CLIN	IN	G1	95165
		CLIN	IN	G1	DELTA
C10	95146	ADMIN	IN	G2	95165
		CLIN	IN	G1	95165
		CLIN	IN	G1	DELTA
C10	95147	ADMIN	IN	G2	95165
		CLIN	IN	G1	95165
		CLIN	IN	G1	DELTA
C10	95148	ADMIN	IN	G2	95165
		CLIN	IN	G1	95165
		CLIN	IN	G1	DELTA
C10	95149	ADMIN	IN	G2	95165
		CLIN	IN	G1	95165
		CLIN	IN	G1	DELTA
C10	95170	ADMIN	IN	G2	95165
		CLIN	IN	G1	95165
		CLIN	IN	G1	DELTA
C10	95180	ADMIN	IN	G2x	95024
		ADMIN	OUT	G2x	95024
		CLIN	IN	G1	DELTA

Data Entry Log
CPEP 14

Data Entry Log
CPEP 14

Data Entry Log
CPEP 11

Data Entry Log
CPEP 12

Data Entry Log
CPEP 13

CPEP 10: Miscellaneous Internal Medicine
Data Entry Log

CPEP	PROCCODE	CLINADM	SITE	TIMECAT	SERVREF
C10	95805	ADMIN	IN	G2	95951
		ADMIN	IN	G2	DELTA
		ADMIN	OUT	G2	95951
		ADMIN	OUT	G2	DELTA
		CLIN	IN	G1	95951
		CLIN	IN	G1	DELTA
		CLIN	OUT	G1	95951
C10	95807	ADMIN	IN	G2	95951
		ADMIN	IN	G2	DELTA
		ADMIN	OUT	G2	95951
		ADMIN	OUT	G2	DELTA
		CLIN	IN	G1	95951
		CLIN	IN	G1	DELTA
		CLIN	OUT	G1	95951
C10	95808	ADMIN	IN	G2	95951
		ADMIN	IN	G2	DELTA
		ADMIN	OUT	G2	95951
		ADMIN	OUT	G2	DELTA
		CLIN	IN	G1	95951
		CLIN	IN	G1	DELTA
		CLIN	OUT	G1	95951
C10	95810	ADMIN	IN	G2	95951
		ADMIN	IN	G2	DELTA
		ADMIN	OUT	G2	DELTA
		CLIN	IN	G1	95951
		CLIN	IN	G1	DELTA
		CLIN	OUT	G1	95951
		C10	95812	ADMIN	IN
ADMIN	OUT			G2	95819
CLIN	IN			G1	95819
CLIN	IN			G1	DELTA
C10	95813			ADMIN	IN
		ADMIN	IN	G2	DELTA
		ADMIN	OUT	G2	95951
		ADMIN	OUT	G2	DELTA
		CLIN	IN	G1	95951
		CLIN	IN	G1	DELTA
		CLIN	OUT	G1	95951
C10	95816	ADMIN	IN	G2	95819
		ADMIN	OUT	G2	95819
		CLIN	IN	G1	95819
		CLIN	IN	G1	DELTA
C10	95822	ADMIN	IN	G2	95819
		ADMIN	OUT	G2	95819
		CLIN	IN	G1	95819
		CLIN	IN	G1	DELTA
C10	95824	ADMIN	OUT	G2	95819
		CLIN	OUT	G1	DELTA
C10	95827	ADMIN	IN	G2	95951
		ADMIN	IN	G2	DELTA
		ADMIN	OUT	G2	95951
		ADMIN	OUT	G2	DELTA
		CLIN	IN	G1	95951
		CLIN	IN	G1	DELTA
		CLIN	OUT	G1	95951

CPEP 10: Miscellaneous Internal Medicine
Data Entry Log

CPEP	PROCCODE	CLINADM	SITE	TIMECAT	SERVREF
C10	95829	ADMIN	IN	G2	95951
		ADMIN	IN	G2	DELTA
		ADMIN	OUT	G2	95951
		ADMIN	OUT	G2	DELTA
		CLIN	IN	G1	95951
		CLIN	IN	G1	DELTA
		CLIN	OUT	G1	95951
		CLIN	OUT	G1	DELTA
C10	95830	ADMIN	IN	G2	95819
		ADMIN	IN	G2	DELTA
		ADMIN	OUT	G2	95819
		CLIN	IN	G1	95819
		CLIN	IN	G1	DELTA
C10	95834	ADMIN	IN	G2	95900
		CLIN	IN	G1	DELTA
C10	95857	ADMIN	IN	G2	95900
		ADMIN	OUT	G2	95900
		CLIN	IN	G1	95900
		CLIN	IN	G1	DELTA
C10	95858	ADMIN	IN	G2	95900
		ADMIN	OUT	G2	95900
		CLIN	IN	G1	95900
		CLIN	IN	G1	DELTA
C10	95860	ADMIN	IN	G2	95900
		ADMIN	OUT	G2	95900
		CLIN	IN	G1	95900
		CLIN	IN	G1	DELTA
C10	95861	ADMIN	IN	G2	95900
		ADMIN	OUT	G2	95900
		CLIN	IN	G1	95900
		CLIN	IN	G1	DELTA
C10	95863	ADMIN	IN	G2	95900
		ADMIN	OUT	G2	95900
		CLIN	IN	G1	95900
		CLIN	IN	G1	DELTA
C10	95864	ADMIN	IN	G2	95900
		ADMIN	OUT	G2	95900
		CLIN	IN	G1	95900
		CLIN	IN	G1	DELTA
C10	95867	ADMIN	IN	G2	95900
		ADMIN	OUT	G2	95900
		CLIN	IN	G1	95900
		CLIN	IN	G1	DELTA
C10	95868	ADMIN	IN	G2	95900
		ADMIN	OUT	G2	95900
		CLIN	IN	G1	95900
		CLIN	IN	G1	DELTA
C10	95869	ADMIN	IN	G2	95900
		ADMIN	OUT	G2	95900
		CLIN	IN	G1	95900
		CLIN	IN	G1	DELTA
C10	95872	ADMIN	IN	G2	95900
		ADMIN	OUT	G2	95900
		CLIN	IN	G1	95900
		CLIN	IN	G1	DELTA

Data Entry Log
CPEP 14

Data Entry Log
CPEP 14

Data Entry Log
CPEP 11

Data Entry Log
CPEP 12

Data Entry Log
CPEP 13

CPEP 10: Miscellaneous Internal Medicine
Data Entry Log

CPEP	PROCCODE	CLINADM	SITE	TIMECAT	SERVREF
C10	95875	ADMIN	IN	G2	95900
		ADMIN	OUT	G2	95900
		CLIN	IN	G1	95900
		CLIN	IN	G1	DELTA
C10	95904	ADMIN	IN	G2	95900
		ADMIN	OUT	G2	95900
		CLIN	IN	G1	95900
C10	95920	ADMIN	OUT	G2	95900
C10	95925	ADMIN	IN	G2	95819
		ADMIN	OUT	G2	95819
		CLIN	IN	G1	95819
		CLIN	IN	G1	DELTA
C10	95933	ADMIN	IN	G2	95900
		ADMIN	OUT	G2	95900
		CLIN	IN	G1	95900
		CLIN	IN	G1	DELTA
C10	95935	ADMIN	IN	G2	95900
		ADMIN	OUT	G2	95900
		CLIN	IN	G1	95900
		CLIN	IN	G1	DELTA
C10	95937	ADMIN	IN	G2	95900
		ADMIN	OUT	G2	95900
		CLIN	IN	G1	95900
		CLIN	IN	G1	DELTA
C10	95950	ADMIN	IN	G2	95951
		ADMIN	IN	G2	DELTA
		ADMIN	OUT	G2	95951
		ADMIN	OUT	G2	DELTA
		CLIN	IN	G1	95951
		CLIN	IN	G1	DELTA
		CLIN	OUT	G1	95951
		CLIN	OUT	G1	DELTA
C10	95953	ADMIN	IN	G2	95951
		ADMIN	IN	G2	DELTA
		ADMIN	OUT	G2	95951
		ADMIN	OUT	G2	DELTA
		CLIN	IN	G1	95951
		CLIN	IN	G1	DELTA
		CLIN	OUT	G1	95951
		CLIN	OUT	G1	DELTA
C10	95954	ADMIN	IN	G2	95819
		ADMIN	OUT	G2	95819
		CLIN	IN	G1	95819
		CLIN	IN	G1	DELTA
C10	95955	ADMIN	IN	G2	DELTA
		ADMIN	OUT	G2	95819
		ADMIN	OUT	G2	DELTA
C10	95956	ADMIN	IN	G2	95951
		ADMIN	OUT	G2	95951
		CLIN	IN	G1	95951
		CLIN	IN	G1	DELTA
		CLIN	OUT	G1	95951
C10	95957	ADMIN	IN	G2	95819
		ADMIN	IN	G2	DELTA
		ADMIN	OUT	G2	95819
		CLIN	IN	G1	95819
		CLIN	IN	G1	DELTA

CPEP 10: Miscellaneous Internal Medicine
Data Entry Log

CPEP	PROCCODE	CLINADM	SITE	TIMECAT	SERVREF
C10	95958	ADMIN	IN	G2	95819
		ADMIN	IN	G2	DELTA
		ADMIN	OUT	G2	95819
		ADMIN	OUT	G2	DELTA
		CLIN	IN	G1	95819
		CLIN	IN	G1	DELTA
C10	95961	ADMIN	IN	G2	95819
		ADMIN	IN	G2	DELTA
		ADMIN	OUT	G2	95819
		ADMIN	OUT	G2	DELTA
		CLIN	IN	G1	95819
C10	95962	ADMIN	IN	G2	95819
		ADMIN	IN	G2	DELTA
		ADMIN	OUT	G2	95819
		ADMIN	OUT	G2	DELTA
		CLIN	IN	G1	95819
		CLIN	IN	G1	DELTA
C10	96400	ADMIN	IN	G2	96410
		ADMIN	IN	G2	DELTA
		CLIN	IN	G1	96410
		CLIN	IN	G1	DELTA
C10	96405	ADMIN	IN	G2	96410
		CLIN	IN	G1	96410
		CLIN	IN	G1	DELTA
C10	96406	ADMIN	IN	G2	96410
		CLIN	IN	G1	96410
		CLIN	IN	G1	DELTA
C10	96408	ADMIN	IN	G2	96410
		CLIN	IN	G1	96410
		CLIN	IN	G1	DELTA
C10	96412	ADMIN	IN	G2	DELTA
		CLIN	IN	G1	96410
		CLIN	IN	G1	DELTA
C10	96414	ADMIN	IN	G2	96410
		CLIN	IN	G1	96410
C10	96420	ADMIN	IN	G2	96410
		CLIN	IN	G1	96410
		CLIN	IN	G1	DELTA
C10	96422	ADMIN	IN	G2	96410
		CLIN	IN	G1	96410
C10	96423	ADMIN	IN	G2	DELTA
		CLIN	IN	G1	96410
		CLIN	IN	G1	DELTA
C10	96425	ADMIN	IN	G2	96410
		CLIN	IN	G1	96410
C10	96440	ADMIN	IN	G2	96410
		ADMIN	OUT	G2	DELTA
		CLIN	IN	G1	96410
		CLIN	IN	G1	DELTA
		CLIN	OUT	G1	DELTA
C10	96445	ADMIN	IN	G2	96410
		ADMIN	OUT	G2	DELTA
		CLIN	IN	G1	96410
		CLIN	IN	G1	DELTA
		CLIN	OUT	G1	DELTA

Data Entry Log
CPEP 14

Data Entry Log
CPEP 14

Data Entry Log
CPEP 11

Data Entry Log
CPEP 12

Data Entry Log
CPEP 13

CPEP 10: Miscellaneous Internal Medicine
Data Entry Log

CPEP	PROCCODE	CLINADM	SITE	TIMECAT	SERVREF
C10	96450	ADMIN	IN	G2	96410
		ADMIN	OUT	G2	DELTA
		CLIN	IN	G1	96410
		CLIN	IN	G1	DELTA
		CLIN	OUT	G1	DELTA
C10	96520	ADMIN	IN	G2	96410
		CLIN	IN	G1	96410
		CLIN	IN	G1	DELTA
C10	96530	ADMIN	IN	G2	96410
		CLIN	IN	G1	96410
C10	96542	ADMIN	IN	G2	96410
		ADMIN	OUT	G2	DELTA
		CLIN	IN	G1	96410
		CLIN	IN	G1	DELTA
		CLIN	OUT	G1	DELTA
C10	99183	ADMIN	OUT	G2	94664
		CLIN	OUT	G1	94664
C10	99195	ADMIN	IN	G2	36430
		ADMIN	OUT	G2	36430
		CLIN	IN	G1	36430
		CLIN	IN	G1	DELTA
		CLIN	OUT	G1	36430
C10	99211	ADMIN	IN	G2	99213
		CLIN	IN	G1	99213
		CLIN	IN	G1	DELTA
C10	99212	ADMIN	IN	G2	99213
		CLIN	IN	G1	99213
		CLIN	IN	G1	DELTA
C10	99214	ADMIN	IN	G2	99213
		CLIN	IN	G1	99213
		CLIN	IN	G1	DELTA
C10	99215	ADMIN	IN	G2	99213
		CLIN	IN	G1	99213
		CLIN	IN	G1	DELTA
C10	99217	ADMIN	OUT	G2	99232
		CLIN	OUT	G1	99232
C10	99231	ADMIN	OUT	G2	99232
		CLIN	OUT	G1	99232
C10	99233	ADMIN	OUT	G2	99232
		CLIN	OUT	G1	99232
C10	99238	ADMIN	OUT	G2	99232
		ADMIN	OUT	G2	DELTA
		CLIN	OUT	G1	99232
		CLIN	OUT	G1	DELTA
C10	99251	ADMIN	OUT	G2	99253
		CLIN	OUT	G1	99253
		CLIN	OUT	G1	DELTA
C10	99252	ADMIN	OUT	G2	99253
		CLIN	OUT	G1	99253
C10	99254	ADMIN	OUT	G2	99253
		CLIN	OUT	G1	99253

CPEP 10: Miscellaneous Internal Medicine
Data Entry Log

CPEP	PROCCODE	CLINADM	SITE	TIMECAT	SERVREF
C10	99255	ADMIN	OUT	G2	99253
		CLIN	OUT	G1	99253
		CLIN	OUT	G1	DELTA
C10	99261	ADMIN	OUT	G2	99253
		CLIN	OUT	G1	99253
C10	99262	ADMIN	OUT	G2	99253
		CLIN	OUT	G1	99253
C10	99263	ADMIN	OUT	G2	99253
		CLIN	OUT	G1	99253
C10	99271	ADMIN	IN	G2	DELTA
		ADMIN	IN	G2x	99253
		ADMIN	OUT	G2	99253
		CLIN	IN	G1	DELTA
		CLIN	OUT	G1	99253
		CLIN	OUT	G1	DELTA
C10	99272	ADMIN	IN	G2	DELTA
		ADMIN	IN	G2x	99253
		ADMIN	OUT	G2	99253
		CLIN	IN	G1	DELTA
		CLIN	OUT	G1	99253
C10	99273	ADMIN	IN	G2	DELTA
		ADMIN	IN	G2x	99253
		ADMIN	OUT	G2	99253
		CLIN	IN	G1	DELTA
		CLIN	OUT	G1	99253
C10	99274	ADMIN	IN	G2	DELTA
		ADMIN	IN	G2x	99253
		ADMIN	OUT	G2	99253
		CLIN	IN	G1	DELTA
		CLIN	OUT	G1	99253
C10	99275	ADMIN	IN	G2	DELTA
		ADMIN	IN	G2x	99253
		ADMIN	OUT	G2	99253
		CLIN	IN	G1	DELTA
		CLIN	OUT	G1	99253
		CLIN	OUT	G1	DELTA
C10	99354	ADMIN	IN	G2	99213
		ADMIN	OUT	G2x	99213
		CLIN	IN	G1	99213
		CLIN	IN	G1	DELTA
		CLIN	OUT	G1	DELTA
		CLIN	OUT	G1x	99213
C10	99355	ADMIN	IN	G2	99213
		ADMIN	OUT	G2x	99213
		CLIN	IN	G1	99213
		CLIN	IN	G1	DELTA
		CLIN	OUT	G1	DELTA
		CLIN	OUT	G1x	99213
C10	99356	ADMIN	OUT	G2	99232
		CLIN	OUT	G1	99232
C10	99357	ADMIN	OUT	G2	99232
		CLIN	OUT	G1	99232
		CLIN	OUT	G1	DELTA

Data Entry Log
CPEP 14

Data Entry Log
CPEP 14

Data Entry Log
CPEP 11

Data Entry Log
CPEP 12

Data Entry Log
CPEP 13

CPEP 10: Miscellaneous Internal Medicine
Data Entry Log

CPEP	PROCCODE	CLINADM	SITE	TIMECAT	SERVREF
C10	99375	ADMIN	IN	G2	DELTA
		ADMIN	IN	G2x	99253
		ADMIN	OUT	G2	99253
		ADMIN	OUT	G2	DELTA
		CLIN	IN	G1	DELTA
		CLIN	OUT	G1	99253
		CLIN	OUT	G1	DELTA
C10	99391	ADMIN	IN	G2	99213
		ADMIN	OUT	G2x	99213
		CLIN	IN	G1	99213
		CLIN	IN	G1	DELTA
		CLIN	OUT	G1	DELTA
		CLIN	OUT	G1x	99213
C10	99392	ADMIN	IN	G2	99213
		CLIN	IN	G1	99213
		CLIN	IN	G1	DELTA
C10	99393	ADMIN	IN	G2	99213
		CLIN	IN	G1	99213
C10	99394	ADMIN	IN	G2	99213
		CLIN	IN	G1	99213
C10	99395	ADMIN	IN	G2	99213
		CLIN	IN	G1	99213
		CLIN	IN	G1	DELTA
C10	99396	ADMIN	IN	G2	99213
		CLIN	IN	G1	99213
		CLIN	IN	G1	DELTA
C10	99397	ADMIN	IN	G2	99213
		ADMIN	OUT	G2x	99213
		CLIN	IN	G1	99213
		CLIN	IN	G1	DELTA
		CLIN	OUT	G1	DELTA
		CLIN	OUT	G1x	99213
C10	99401	ADMIN	IN	G2	99213
		ADMIN	OUT	G2x	99213
		CLIN	IN	G1	99213
		CLIN	OUT	G1	DELTA
		CLIN	OUT	G1x	99213
C10	99402	ADMIN	IN	G2	99213
		ADMIN	OUT	G2x	99213
		CLIN	IN	G1	99213
		CLIN	OUT	G1	DELTA
		CLIN	OUT	G1x	99213
C10	99403	ADMIN	IN	G2	99213
		ADMIN	OUT	G2x	99213
		CLIN	IN	G1	99213
		CLIN	OUT	G1	DELTA
		CLIN	OUT	G1x	99213
C10	99404	ADMIN	IN	G2	99213
		ADMIN	OUT	G2x	99213
		CLIN	IN	G1	99213
		CLIN	OUT	G1	DELTA
		CLIN	OUT	G1x	99213
C10	99433	ADMIN	OUT	G2	99232
		CLIN	OUT	G1	99232

CPEP 10: Miscellaneous Internal Medicine
Data Entry Log

CPEP	PROCCODE	CLINADM	SITE	TIMECAT	SERVREF
C10	Q0068	ADMIN	IN	G2	36430
		ADMIN	OUT	G2	36430
		CLIN	IN	G1	36430
		CLIN	IN	G1	DELTA
		CLIN	OUT	G1	36430

Data Entry Log
CPEP 14

Data Entry Log
CPEP 14

Data Entry Log
CPEP 11

Data Entry Log
CPEP 12

Data Entry Log
CPEP 13



Data Entry Log
CPEP 14

Data Entry Log
CPEP 14

Data Entry Log
CPEP 11

Data Entry Log
CPEP 12

Data Entry Log
CPEP 13



**Data Entry Log
(SERVPT)**

- CPEP:** The Clinical Practice Expert Panel (abbreviated CPEP) that provided the estimates for the associated service.
- PROCCODE:** The HCFA Common Procedure Coding System (HCPCS) Code for the specified service.
- CLINADM:** This identifies the record as referring either to clinical staff time (CLIN) or administrative staff time (ADMIN).
- SITE:** This identifies whether the service that is being referenced was profiled in-office (IN) or out-of-office (OUT).
- TIMECAT:** This identifies the labor time category for which the reference service was used.
- SERVREF:** HCPCS Code for the service to which the CPEP referred, in developing estimates.

Data Entry Log
CPEP 14

Data Entry Log

Data Entry Log
CPEP 12

Data Entry Log
CPEP 13

CPEP 11: Gastroenterology
Data Entry Log

CPEP	PROCCODE	CLINADM	SITE	TIMECAT	SERVREF
C14	00100	ADMIN	OUT	G2	01210
		CLIN	OUT	G1	01210
		CLIN	OUT	G1	DELTA
C14	00102	ADMIN	OUT	G2	01210
		CLIN	OUT	G1	01210
C14	00104	ADMIN	IN	G2	DELTA
		ADMIN	OUT	G2	01210
		ADMIN	OUT	G2	DELTA
		CLIN	IN	G1	DELTA
		CLIN	OUT	G1	01210
		CLIN	OUT	G1	DELTA
C14	00120	ADMIN	OUT	G2	01210
		CLIN	OUT	G1	01210
		CLIN	OUT	G1	DELTA
C14	00124	ADMIN	IN	G2	DELTA
		ADMIN	OUT	G2	01210
		CLIN	IN	G1	DELTA
		CLIN	OUT	G1	01210
		CLIN	OUT	G1	DELTA
C14	00126	ADMIN	OUT	G2	01210
		CLIN	OUT	G1	01210
		CLIN	OUT	G1	DELTA
C14	00140	ADMIN	OUT	G2	01210
		CLIN	OUT	G1	01210
		CLIN	OUT	G1	DELTA
C14	00142	ADMIN	OUT	G2	01210
		CLIN	OUT	G1	01210
		CLIN	OUT	G1	DELTA
C14	00144	ADMIN	OUT	G2	01210
		CLIN	OUT	G1	01210
		CLIN	OUT	G1	DELTA
C14	00145	ADMIN	OUT	G2	01210
		CLIN	OUT	G1	01210
		CLIN	OUT	G1	DELTA
C14	00147	ADMIN	OUT	G2	01210
		CLIN	OUT	G1	01210
		CLIN	OUT	G1	DELTA
C14	00148	ADMIN	OUT	G2	01210
		CLIN	OUT	G1	01210
		CLIN	OUT	G1	DELTA
C14	00160	ADMIN	OUT	G2	01210
		CLIN	OUT	G1	01210
		CLIN	OUT	G1	DELTA
C14	00162	ADMIN	OUT	G2	01210
		CLIN	OUT	G1	01210
C14	00164	ADMIN	OUT	G2	01210
		CLIN	OUT	G1	01210
		CLIN	OUT	G1	DELTA
C14	00170	ADMIN	OUT	G2	01210
		CLIN	OUT	G1	01210
		CLIN	OUT	G1	DELTA
C14	00172	ADMIN	OUT	G2	01210
		CLIN	OUT	G1	01210

Data Entry Log
CPEP 14

Data Entry Log
CPEP 15

Data Entry Log
CPEP 12

Data Entry Log
CPEP 13

CPEP 11: Gastroenterology
Data Entry Log

CPEP	PROCCODE	CLINADM	SITE	TIMECAT	SERVREF
C14	00174	ADMIN	OUT	G2	01210
		CLIN	OUT	G1	01210
C14	00176	ADMIN	OUT	G2	01210
		CLIN	OUT	G1	01210
C14	00190	ADMIN	OUT	G2	01210
		CLIN	OUT	G1	01210
C14	00192	ADMIN	OUT	G2	01210
		CLIN	OUT	G1	01210
		CLIN	OUT	G1	DELTA
C14	00210	ADMIN	OUT	G2	00562
		CLIN	OUT	G1	00562
		CLIN	OUT	G1	DELTA
C14	00212	ADMIN	OUT	G2	01210
		CLIN	OUT	G1	01210
		CLIN	OUT	G1	DELTA
C14	00214	ADMIN	OUT	G2	01210
		CLIN	OUT	G1	01210
C14	00216	ADMIN	OUT	G2	00562
		CLIN	OUT	G1	00562
		CLIN	OUT	G1	DELTA
C14	00218	ADMIN	OUT	G2	00562
		CLIN	OUT	G1	00562
C14	00220	ADMIN	OUT	G2	01210
		CLIN	OUT	G1	01210
C14	00222	ADMIN	OUT	G2	01210
		CLIN	OUT	G1	01210
C14	00300	ADMIN	OUT	G2	01210
		CLIN	OUT	G1	01210
		CLIN	OUT	G1	DELTA
C14	00320	ADMIN	OUT	G2	01210
		CLIN	OUT	G1	01210
		CLIN	OUT	G1	DELTA
C14	00322	ADMIN	OUT	G2	01210
		CLIN	OUT	G1	01210
		CLIN	OUT	G1	DELTA
C14	00350	ADMIN	OUT	G2	00562
		CLIN	OUT	G1	00562
		CLIN	OUT	G1	DELTA
C14	00352	ADMIN	OUT	G2	01210
		CLIN	OUT	G1	01210
		CLIN	OUT	G1	DELTA
C14	00400	ADMIN	OUT	G2	01210
		CLIN	OUT	G1	01210
		CLIN	OUT	G1	DELTA
C14	00402	ADMIN	OUT	G2	01210
		CLIN	OUT	G1	01210
		CLIN	OUT	G1	DELTA
C14	00404	ADMIN	OUT	G2	01210
		CLIN	OUT	G1	01210
		CLIN	OUT	G1	DELTA

CPEP 11: Gastroenterology
Data Entry Log

CPEP	PROCCODE	CLINADM	SITE	TIMECAT	SERVREF
C14	00406	ADMIN	OUT	G2	01210
		CLIN	OUT	G1	01210
		CLIN	OUT	G1	DELTA
C14	00410	ADMIN	OUT	G2	01210
		CLIN	OUT	G1	01210
		CLIN	OUT	G1	DELTA
C14	00420	ADMIN	OUT	G2	01210
		CLIN	OUT	G1	01210
C14	00450	ADMIN	OUT	G2	01210
		CLIN	OUT	G1	01210
C14	00452	ADMIN	OUT	G2	01210
		CLIN	OUT	G1	01210
C14	00454	ADMIN	OUT	G2	01210
		CLIN	OUT	G1	01210
		CLIN	OUT	G1	DELTA
C14	00470	ADMIN	OUT	G2	01210
		CLIN	OUT	G1	01210
		CLIN	OUT	G1	DELTA
C14	00472	ADMIN	OUT	G2	01210
		CLIN	OUT	G1	01210
C14	00474	ADMIN	OUT	G2	01210
		CLIN	OUT	G1	01210
		CLIN	OUT	G1	DELTA
C14	00500	ADMIN	OUT	G2	00562
		CLIN	OUT	G1	00562
		CLIN	OUT	G1	DELTA
C14	00520	ADMIN	OUT	G2	00562
		CLIN	OUT	G1	00562
		CLIN	OUT	G1	DELTA
C14	00522	ADMIN	OUT	G2	01210
		CLIN	OUT	G1	01210
C14	00524	ADMIN	OUT	G2	01210
		CLIN	OUT	G1	01210
		CLIN	OUT	G1	DELTA
C14	00528	ADMIN	OUT	G2	01210
		CLIN	OUT	G1	01210
		CLIN	OUT	G1	DELTA
C14	00530	ADMIN	OUT	G2	01210
		CLIN	OUT	G1	01210
		CLIN	OUT	G1	DELTA
C14	00532	ADMIN	OUT	G2	01210
		CLIN	OUT	G1	01210
		CLIN	OUT	G1	DELTA
C14	00540	ADMIN	OUT	G2	00562
		CLIN	OUT	G1	00562
		CLIN	OUT	G1	DELTA
C14	00542	ADMIN	OUT	G2	00562
		CLIN	OUT	G1	00562
		CLIN	OUT	G1	DELTA
C14	00544	ADMIN	OUT	G2	00562
		CLIN	OUT	G1	00562
		CLIN	OUT	G1	DELTA

Data Entry Log
CPEP 14

Data Entry Log
CPEP 15

Data Entry Log
CPEP 12

Data Entry Log
CPEP 13

CPEP 11: Gastroenterology
Data Entry Log

CPEP	PROCCODE	CLINADM	SITE	TIMECAT	SERVREF
C14	00546	ADMIN	OUT	G2	00562
		CLIN	OUT	G1	00562
		CLIN	OUT	G1	DELTA
C14	00548	ADMIN	OUT	G2	00562
		CLIN	OUT	G1	00562
		CLIN	OUT	G1	DELTA
C14	00560	ADMIN	OUT	G2	00562
		CLIN	OUT	G1	00562
C14	00580	ADMIN	OUT	G2	00562
		CLIN	OUT	G1	00562
C14	00600	ADMIN	OUT	G2	01210
		CLIN	OUT	G1	01210
		CLIN	OUT	G1	DELTA
C14	00604	ADMIN	OUT	G2	00562
		CLIN	OUT	G1	00562
		CLIN	OUT	G1	DELTA
C14	00620	ADMIN	OUT	G2	01210
		CLIN	OUT	G1	01210
		CLIN	OUT	G1	DELTA
C14	00622	ADMIN	OUT	G2	01210
		CLIN	OUT	G1	01210
		CLIN	OUT	G1	DELTA
C14	00630	ADMIN	OUT	G2	01210
		CLIN	OUT	G1	01210
		CLIN	OUT	G1	DELTA
C14	00632	ADMIN	OUT	G2	01210
		CLIN	OUT	G1	01210
		CLIN	OUT	G1	DELTA
C14	00634	ADMIN	OUT	G2	01210
		CLIN	OUT	G1	01210
		CLIN	OUT	G1	DELTA
C14	00670	ADMIN	OUT	G2	00562
		CLIN	OUT	G1	00562
		CLIN	OUT	G1	DELTA
C14	00700	ADMIN	OUT	G2	01210
		CLIN	OUT	G1	01210
		CLIN	OUT	G1	DELTA
C14	00702	ADMIN	OUT	G2	01210
		CLIN	OUT	G1	01210
		CLIN	OUT	G1	DELTA
C14	00730	ADMIN	OUT	G2	01210
		CLIN	OUT	G1	01210
		CLIN	OUT	G1	DELTA
C14	00740	ADMIN	OUT	G2	01210
		CLIN	OUT	G1	01210
		CLIN	OUT	G1	DELTA
C14	00750	ADMIN	OUT	G2	01210
		CLIN	OUT	G1	01210
		CLIN	OUT	G1	DELTA
C14	00752	ADMIN	OUT	G2	01210
		CLIN	OUT	G1	01210

CPEP 11: Gastroenterology
Data Entry Log

CPEP	PROCCODE	CLINADM	SITE	TIMECAT	SERVREF
C14	00754	ADMIN	OUT	G2	00562
		CLIN	OUT	G1	00562
		CLIN	OUT	G1	DELTA
C14	00756	ADMIN	OUT	G2	00562
		CLIN	OUT	G1	00562
		CLIN	OUT	G1	DELTA
C14	00770	ADMIN	OUT	G2	00562
		CLIN	OUT	G1	00562
		CLIN	OUT	G1	DELTA
C14	00790	ADMIN	OUT	G2	01210
		CLIN	OUT	G1	01210
		CLIN	OUT	G1	DELTA
C14	00792	ADMIN	OUT	G2	00562
		CLIN	OUT	G1	00562
		CLIN	OUT	G1	DELTA
C14	00794	ADMIN	OUT	G2	00562
		CLIN	OUT	G1	00562
		CLIN	OUT	G1	DELTA
C14	00796	ADMIN	OUT	G2	00562
		CLIN	OUT	G1	00562
C14	00800	ADMIN	OUT	G2	01210
		CLIN	OUT	G1	01210
		CLIN	OUT	G1	DELTA
C14	00802	ADMIN	OUT	G2	01210
		CLIN	OUT	G1	01210
		CLIN	OUT	G1	DELTA
C14	00810	ADMIN	OUT	G2	01210
		CLIN	OUT	G1	01210
		CLIN	OUT	G1	DELTA
C14	00820	ADMIN	OUT	G2	01210
		CLIN	OUT	G1	01210
		CLIN	OUT	G1	DELTA
C14	00830	ADMIN	OUT	G2	01210
		CLIN	OUT	G1	01210
		CLIN	OUT	G1	DELTA
C14	00832	ADMIN	OUT	G2	01210
		CLIN	OUT	G1	01210
		CLIN	OUT	G1	DELTA
C14	00840	ADMIN	OUT	G2	01210
		CLIN	OUT	G1	01210
		CLIN	OUT	G1	DELTA
C14	00842	ADMIN	OUT	G2	01210
		CLIN	OUT	G1	01210
		CLIN	OUT	G1	DELTA
C14	00844	ADMIN	OUT	G2	00562
		CLIN	OUT	G1	00562
		CLIN	OUT	G1	DELTA
C14	00846	ADMIN	OUT	G2	00562
		CLIN	OUT	G1	00562
		CLIN	OUT	G1	DELTA
C14	00848	ADMIN	OUT	G2	00562
		CLIN	OUT	G1	00562
		CLIN	OUT	G1	DELTA

Data Entry Log
CPEP 14

Data Entry Log
CPEP 15

Data Entry Log
CPEP 12

Data Entry Log
CPEP 13

CPEP 11: Gastroenterology
Data Entry Log

CPEP	PROCCODE	CLINADM	SITE	TIMECAT	SERVREF
C14	00850	ADMIN	OUT	G2	01210
		CLIN	OUT	G1	01210
		CLIN	OUT	G1	DELTA
C14	00855	ADMIN	OUT	G2	01210
		CLIN	OUT	G1	01210
		CLIN	OUT	G1	DELTA
C14	00857	ADMIN	OUT	G2	01210
		CLIN	OUT	G1	01210
C14	00860	ADMIN	OUT	G2	01210
		CLIN	OUT	G1	01210
		CLIN	OUT	G1	DELTA
C14	00862	ADMIN	OUT	G2	01210
		CLIN	OUT	G1	01210
C14	00864	ADMIN	OUT	G2	01210
		CLIN	OUT	G1	01210
C14	00866	ADMIN	OUT	G2	00562
		CLIN	OUT	G1	00562
		CLIN	OUT	G1	DELTA
C14	00868	ADMIN	OUT	G2	00562
		CLIN	OUT	G1	00562
		CLIN	OUT	G1	DELTA
C14	00870	ADMIN	OUT	G2	01210
		CLIN	OUT	G1	01210
C14	00872	ADMIN	OUT	G2	01210
		CLIN	OUT	G1	01210
		CLIN	OUT	G1	DELTA
C14	00873	ADMIN	OUT	G2	01210
		CLIN	OUT	G1	01210
		CLIN	OUT	G1	DELTA
C14	00880	ADMIN	OUT	G2	00562
		CLIN	OUT	G1	00562
		CLIN	OUT	G1	DELTA
C14	00882	ADMIN	OUT	G2	01210
		CLIN	OUT	G1	01210
C14	00884	ADMIN	OUT	G2	01210
		CLIN	OUT	G1	01210
		CLIN	OUT	G1	DELTA
C14	00900	ADMIN	OUT	G2	01210
		CLIN	OUT	G1	01210
		CLIN	OUT	G1	DELTA
C14	00902	ADMIN	OUT	G2	01210
		CLIN	OUT	G1	01210
		CLIN	OUT	G1	DELTA
C14	00904	ADMIN	OUT	G2	01210
		CLIN	OUT	G1	01210
		CLIN	OUT	G1	DELTA
C14	00906	ADMIN	OUT	G2	01210
		CLIN	OUT	G1	01210
		CLIN	OUT	G1	DELTA
C14	00908	ADMIN	OUT	G2	01210
		CLIN	OUT	G1	01210
		CLIN	OUT	G1	DELTA

CPEP 11: Gastroenterology
Data Entry Log

CPEP	PROCCODE	CLINADM	SITE	TIMECAT	SERVREF
C14	00910	ADMIN	OUT	G2	01210
		CLIN	OUT	G1	01210
		CLIN	OUT	G1	DELTA
C14	00912	ADMIN	OUT	G2	01210
		CLIN	OUT	G1	01210
		CLIN	OUT	G1	DELTA
C14	00914	ADMIN	OUT	G2	01210
		CLIN	OUT	G1	01210
		CLIN	OUT	G1	DELTA
C14	00916	ADMIN	OUT	G2	01210
		CLIN	OUT	G1	01210
		CLIN	OUT	G1	DELTA
C14	00918	ADMIN	OUT	G2	01210
		CLIN	OUT	G1	01210
		CLIN	OUT	G1	DELTA
C14	00920	ADMIN	OUT	G2	01210
		CLIN	OUT	G1	01210
		CLIN	OUT	G1	DELTA
C14	00922	ADMIN	OUT	G2	01210
		CLIN	OUT	G1	01210
		CLIN	OUT	G1	DELTA
C14	00924	ADMIN	OUT	G2	01210
		CLIN	OUT	G1	01210
		CLIN	OUT	G1	DELTA
C14	00926	ADMIN	OUT	G2	01210
		CLIN	OUT	G1	01210
		CLIN	OUT	G1	DELTA
C14	00928	ADMIN	OUT	G2	01210
		CLIN	OUT	G1	01210
		CLIN	OUT	G1	DELTA
C14	00930	ADMIN	OUT	G2	01210
		CLIN	OUT	G1	01210
		CLIN	OUT	G1	DELTA
C14	00932	ADMIN	OUT	G2	01210
		CLIN	OUT	G1	01210
		CLIN	OUT	G1	DELTA
C14	00934	ADMIN	OUT	G2	01210
		CLIN	OUT	G1	01210
		CLIN	OUT	G1	DELTA
C14	00936	ADMIN	OUT	G2	01210
		CLIN	OUT	G1	01210
		CLIN	OUT	G1	DELTA
C14	00938	ADMIN	OUT	G2	01210
		CLIN	OUT	G1	01210
		CLIN	OUT	G1	DELTA
C14	00940	ADMIN	OUT	G2	01210
		CLIN	OUT	G1	01210
		CLIN	OUT	G1	DELTA
C14	00942	ADMIN	OUT	G2	01210
		CLIN	OUT	G1	01210
		CLIN	OUT	G1	DELTA

Data Entry Log
CPEP 14

Data Entry Log
CPEP 15

Data Entry Log
CPEP 12

Data Entry Log
CPEP 13

CPEP 11: Gastroenterology
Data Entry Log

CPEP	PROCCODE	CLINADM	SITE	TIMECAT	SERVREF
C14	00944	ADMIN	OUT	G2	01210
		CLIN	OUT	G1	01210
		CLIN	OUT	G1	DELTA
C14	00946	ADMIN	OUT	G2	01210
		CLIN	OUT	G1	01210
		CLIN	OUT	G1	DELTA
C14	00948	ADMIN	OUT	G2	01210
		CLIN	OUT	G1	01210
		CLIN	OUT	G1	DELTA
C14	00950	ADMIN	OUT	G2	01210
		CLIN	OUT	G1	01210
		CLIN	OUT	G1	DELTA
C14	00952	ADMIN	OUT	G2	01210
		CLIN	OUT	G1	01210
		CLIN	OUT	G1	DELTA
C14	00955	ADMIN	OUT	G2	01210
		CLIN	OUT	G1	01210
		CLIN	OUT	G1	DELTA
C14	01000	ADMIN	OUT	G2	01210
		CLIN	OUT	G1	01210
		CLIN	OUT	G1	DELTA
C14	01110	ADMIN	OUT	G2	01210
		CLIN	OUT	G1	01210
		CLIN	OUT	G1	DELTA
C14	01120	ADMIN	OUT	G2	01210
		CLIN	OUT	G1	01210
		CLIN	OUT	G1	DELTA
C14	01130	ADMIN	OUT	G2	01210
		CLIN	OUT	G1	01210
		CLIN	OUT	G1	DELTA
C14	01140	ADMIN	OUT	G2	00562
		CLIN	OUT	G1	00562
		CLIN	OUT	G1	DELTA
C14	01150	ADMIN	OUT	G2	00562
		CLIN	OUT	G1	00562
		CLIN	OUT	G1	DELTA
C14	01160	ADMIN	OUT	G2	01210
		CLIN	OUT	G1	01210
C14	01170	ADMIN	OUT	G2	01210
		CLIN	OUT	G1	01210
		CLIN	OUT	G1	DELTA
C14	01180	ADMIN	OUT	G2	01210
		CLIN	OUT	G1	01210
		CLIN	OUT	G1	DELTA
C14	01190	ADMIN	OUT	G2	01210
		CLIN	OUT	G1	01210
		CLIN	OUT	G1	DELTA
C14	01200	ADMIN	OUT	G2	01210
		CLIN	OUT	G1	01210
		CLIN	OUT	G1	DELTA
C14	01202	ADMIN	OUT	G2	01210
		CLIN	OUT	G1	01210
		CLIN	OUT	G1	DELTA

CPEP 11: Gastroenterology
Data Entry Log

CPEP	PROCCODE	CLINADM	SITE	TIMECAT	SERVREF
C14	01212	ADMIN	OUT	G2	00562
		CLIN	OUT	G1	00562
		CLIN	OUT	G1	DELTA
C14	01214	ADMIN	OUT	G2	01210
		CLIN	OUT	G1	01210
		CLIN	OUT	G1	DELTA
C14	01220	ADMIN	OUT	G2	01210
		CLIN	OUT	G1	01210
		CLIN	OUT	G1	DELTA
C14	01230	ADMIN	OUT	G2	01210
		CLIN	OUT	G1	01210
C14	01232	ADMIN	OUT	G2	01210
		CLIN	OUT	G1	01210
C14	01234	ADMIN	OUT	G2	01210
		CLIN	OUT	G1	01210
C14	01240	ADMIN	OUT	G2	01210
		CLIN	OUT	G1	01210
		CLIN	OUT	G1	DELTA
C14	01250	ADMIN	OUT	G2	01210
		CLIN	OUT	G1	01210
		CLIN	OUT	G1	DELTA
C14	01260	ADMIN	OUT	G2	01210
		CLIN	OUT	G1	01210
		CLIN	OUT	G1	DELTA
C14	01270	ADMIN	OUT	G2	01210
		CLIN	OUT	G1	01210
		CLIN	OUT	G1	DELTA
C14	01272	ADMIN	OUT	G2	01210
		CLIN	OUT	G1	01210
		CLIN	OUT	G1	DELTA
C14	01274	ADMIN	OUT	G2	01210
		CLIN	OUT	G1	01210
		CLIN	OUT	G1	DELTA
C14	01300	ADMIN	OUT	G2	01210
		CLIN	OUT	G1	01210
		CLIN	OUT	G1	DELTA
C14	01320	ADMIN	OUT	G2	01210
		CLIN	OUT	G1	01210
		CLIN	OUT	G1	DELTA
C14	01340	ADMIN	OUT	G2	01210
		CLIN	OUT	G1	01210
		CLIN	OUT	G1	DELTA
C14	01360	ADMIN	OUT	G2	01210
		CLIN	OUT	G1	01210
C14	01380	ADMIN	OUT	G2	01210
		CLIN	OUT	G1	01210
		CLIN	OUT	G1	DELTA
C14	01382	ADMIN	OUT	G2	01210
		CLIN	OUT	G1	01210
		CLIN	OUT	G1	DELTA

Data Entry Log
CPEP 14

Data Entry Log
CPEP 15

Data Entry Log
CPEP 12

Data Entry Log
CPEP 13

CPEP 11: Gastroenterology
Data Entry Log

CPEP	PROCCODE	CLINADM	SITE	TIMECAT	SERVREF
C14	01390	ADMIN	OUT	G2	01210
		CLIN	OUT	G1	01210
		CLIN	OUT	G1	DELTA
C14	01392	ADMIN	OUT	G2	01210
		CLIN	OUT	G1	01210
C14	01400	ADMIN	OUT	G2	01210
		CLIN	OUT	G1	01210
C14	01402	ADMIN	OUT	G2	01210
		CLIN	OUT	G1	01210
		CLIN	OUT	G1	DELTA
C14	01404	ADMIN	OUT	G2	01210
		CLIN	OUT	G1	01210
C14	01420	ADMIN	OUT	G2	01210
		CLIN	OUT	G1	01210
		CLIN	OUT	G1	DELTA
C14	01430	ADMIN	OUT	G2	01210
		CLIN	OUT	G1	01210
		CLIN	OUT	G1	DELTA
C14	01432	ADMIN	OUT	G2	01210
		CLIN	OUT	G1	01210
		CLIN	OUT	G1	DELTA
C14	01440	ADMIN	OUT	G2	01210
		CLIN	OUT	G1	01210
		CLIN	OUT	G1	DELTA
C14	01442	ADMIN	OUT	G2	01210
		CLIN	OUT	G1	01210
		CLIN	OUT	G1	DELTA
C14	01444	ADMIN	OUT	G2	01210
		CLIN	OUT	G1	01210
		CLIN	OUT	G1	DELTA
C14	01460	ADMIN	OUT	G2	01210
		CLIN	OUT	G1	01210
		CLIN	OUT	G1	DELTA
C14	01462	ADMIN	OUT	G2	01210
		CLIN	OUT	G1	01210
		CLIN	OUT	G1	DELTA
C14	01464	ADMIN	OUT	G2	01210
		CLIN	OUT	G1	01210
		CLIN	OUT	G1	DELTA
C14	01470	ADMIN	OUT	G2	01210
		CLIN	OUT	G1	01210
		CLIN	OUT	G1	DELTA
C14	01472	ADMIN	OUT	G2	01210
		CLIN	OUT	G1	01210
		CLIN	OUT	G1	DELTA
C14	01474	ADMIN	OUT	G2	01210
		CLIN	OUT	G1	01210
		CLIN	OUT	G1	DELTA
C14	01480	ADMIN	OUT	G2	01210
		CLIN	OUT	G1	01210
C14	01482	ADMIN	OUT	G2	01210
		CLIN	OUT	G1	01210

CPEP 11: Gastroenterology
Data Entry Log

CPEP	PROCCODE	CLINADM	SITE	TIMECAT	SERVREF
C14	01484	ADMIN	OUT	G2	01210
		CLIN	OUT	G1	01210
C14	01486	ADMIN	OUT	G2	01210
		CLIN	OUT	G1	01210
C14	01490	ADMIN	OUT	G2	01210
		CLIN	OUT	G1	01210
		CLIN	OUT	G1	DELTA
C14	01500	ADMIN	OUT	G2	00562
		CLIN	OUT	G1	00562
		CLIN	OUT	G1	DELTA
C14	01502	ADMIN	OUT	G2	01210
		CLIN	OUT	G1	01210
		CLIN	OUT	G1	DELTA
C14	01520	ADMIN	OUT	G2	01210
		CLIN	OUT	G1	01210
		CLIN	OUT	G1	DELTA
C14	01522	ADMIN	OUT	G2	01210
		CLIN	OUT	G1	01210
		CLIN	OUT	G1	DELTA
C14	01600	ADMIN	OUT	G2	01210
		CLIN	OUT	G1	01210
		CLIN	OUT	G1	DELTA
C14	01610	ADMIN	OUT	G2	01210
		CLIN	OUT	G1	01210
		CLIN	OUT	G1	DELTA
C14	01620	ADMIN	OUT	G2	01210
		CLIN	OUT	G1	01210
		CLIN	OUT	G1	DELTA
C14	01622	ADMIN	OUT	G2	01210
		CLIN	OUT	G1	01210
		CLIN	OUT	G1	DELTA
C14	01630	ADMIN	OUT	G2	01210
		CLIN	OUT	G1	01210
C14	01632	ADMIN	OUT	G2	00562
		CLIN	OUT	G1	00562
		CLIN	OUT	G1	DELTA
C14	01634	ADMIN	OUT	G2	00562
		CLIN	OUT	G1	00562
		CLIN	OUT	G1	DELTA
C14	01636	ADMIN	OUT	G2	00562
		CLIN	OUT	G1	00562
		CLIN	OUT	G1	DELTA
C14	01638	ADMIN	OUT	G2	01210
		CLIN	OUT	G1	01210
C14	01650	ADMIN	OUT	G2	00562
		CLIN	OUT	G1	00562
		CLIN	OUT	G1	DELTA
C14	01652	ADMIN	OUT	G2	00562
		CLIN	OUT	G1	00562
		CLIN	OUT	G1	DELTA

Data Entry Log
CPEP 14

Data Entry Log
CPEP 15

Data Entry Log
CPEP 12

Data Entry Log
CPEP 13

CPEP 11: Gastroenterology
Data Entry Log

CPEP	PROCCODE	CLINADM	SITE	TIMECAT	SERVREF
C14	01654	ADMIN	OUT	G2	00562
		CLIN	OUT	G1	00562
		CLIN	OUT	G1	DELTA
C14	01656	ADMIN	OUT	G2	00562
		CLIN	OUT	G1	00562
		CLIN	OUT	G1	DELTA
C14	01670	ADMIN	OUT	G2	01210
		CLIN	OUT	G1	01210
		CLIN	OUT	G1	DELTA
C14	01680	ADMIN	OUT	G2	01210
		CLIN	OUT	G1	01210
		CLIN	OUT	G1	DELTA
C14	01682	ADMIN	OUT	G2	01210
		CLIN	OUT	G1	01210
		CLIN	OUT	G1	DELTA
C14	01700	ADMIN	OUT	G2	01210
		CLIN	OUT	G1	01210
		CLIN	OUT	G1	DELTA
C14	01710	ADMIN	OUT	G2	01210
		CLIN	OUT	G1	01210
		CLIN	OUT	G1	DELTA
C14	01712	ADMIN	OUT	G2	01210
		CLIN	OUT	G1	01210
		CLIN	OUT	G1	DELTA
C14	01714	ADMIN	OUT	G2	01210
		CLIN	OUT	G1	01210
		CLIN	OUT	G1	DELTA
C14	01716	ADMIN	OUT	G2	01210
		CLIN	OUT	G1	01210
		CLIN	OUT	G1	DELTA
C14	01730	ADMIN	OUT	G2	01210
		CLIN	OUT	G1	01210
		CLIN	OUT	G1	DELTA
C14	01732	ADMIN	OUT	G2	01210
		CLIN	OUT	G1	01210
		CLIN	OUT	G1	DELTA
C14	01740	ADMIN	OUT	G2	01210
		CLIN	OUT	G1	01210
C14	01742	ADMIN	OUT	G2	01210
		CLIN	OUT	G1	01210
C14	01744	ADMIN	OUT	G2	01210
		CLIN	OUT	G1	01210
C14	01756	ADMIN	OUT	G2	01210
		CLIN	OUT	G1	01210
C14	01758	ADMIN	OUT	G2	01210
		CLIN	OUT	G1	01210
C14	01760	ADMIN	OUT	G2	01210
		CLIN	OUT	G1	01210
C14	01770	ADMIN	OUT	G2	01210
		CLIN	OUT	G1	01210
		CLIN	OUT	G1	DELTA

CPEP 11: Gastroenterology
Data Entry Log

CPEP	PROCCODE	CLINADM	SITE	TIMECAT	SERVREF
C14	01772	ADMIN	OUT	G2	01210
		CLIN	OUT	G1	01210
		CLIN	OUT	G1	DELTA
C14	01780	ADMIN	OUT	G2	01210
		CLIN	OUT	G1	01210
		CLIN	OUT	G1	DELTA
C14	01782	ADMIN	OUT	G2	01210
		CLIN	OUT	G1	01210
		CLIN	OUT	G1	DELTA
C14	01784	ADMIN	OUT	G2	01210
		CLIN	OUT	G1	01210
		CLIN	OUT	G1	DELTA
C14	01800	ADMIN	OUT	G2	01210
		CLIN	OUT	G1	01210
		CLIN	OUT	G1	DELTA
C14	01810	ADMIN	OUT	G2	01210
		CLIN	OUT	G1	01210
		CLIN	OUT	G1	DELTA
C14	01820	ADMIN	OUT	G2	01210
		CLIN	OUT	G1	01210
		CLIN	OUT	G1	DELTA
C14	01830	ADMIN	OUT	G2	01210
		CLIN	OUT	G1	01210
C14	01832	ADMIN	OUT	G2	01210
		CLIN	OUT	G1	01210
C14	01840	ADMIN	OUT	G2	01210
		CLIN	OUT	G1	01210
		CLIN	OUT	G1	DELTA
C14	01842	ADMIN	OUT	G2	01210
		CLIN	OUT	G1	01210
		CLIN	OUT	G1	DELTA
C14	01844	ADMIN	OUT	G2	01210
		CLIN	OUT	G1	01210
		CLIN	OUT	G1	DELTA
C14	01850	ADMIN	OUT	G2	01210
		CLIN	OUT	G1	01210
		CLIN	OUT	G1	DELTA
C14	01852	ADMIN	OUT	G2	01210
		CLIN	OUT	G1	01210
		CLIN	OUT	G1	DELTA
C14	01860	ADMIN	OUT	G2	01210
		CLIN	OUT	G1	01210
		CLIN	OUT	G1	DELTA
C14	01900	ADMIN	OUT	G2	01210
		CLIN	OUT	G1	01210
		CLIN	OUT	G1	DELTA
C14	01902	ADMIN	OUT	G2	01210
		CLIN	OUT	G1	01210
		CLIN	OUT	G1	DELTA
C14	01904	ADMIN	OUT	G2	01210
		CLIN	OUT	G1	01210
		CLIN	OUT	G1	DELTA

Data Entry Log
CPEP 14

Data Entry Log
CPEP 15

Data Entry Log
CPEP 12

Data Entry Log
CPEP 13

CPEP 11: Gastroenterology
Data Entry Log

CPEP	PROCCODE	CLINADM	SITE	TIMECAT	SERVREF
C14	01906	ADMIN	IN	G2	DELTA
		ADMIN	OUT	G2	01210
		CLIN	IN	G1	DELTA
		CLIN	OUT	G1	01210
		CLIN	OUT	G1	DELTA
C14	01908	ADMIN	IN	G2	DELTA
		ADMIN	OUT	G2	01210
		CLIN	IN	G1	DELTA
		CLIN	OUT	G1	01210
		CLIN	OUT	G1	DELTA
C14	01910	ADMIN	OUT	G2	01210
		CLIN	OUT	G1	01210
		CLIN	OUT	G1	DELTA
C14	01912	ADMIN	OUT	G2	01210
		CLIN	OUT	G1	01210
		CLIN	OUT	G1	DELTA
C14	01914	ADMIN	OUT	G2	01210
		CLIN	OUT	G1	01210
		CLIN	OUT	G1	DELTA
C14	01916	ADMIN	OUT	G2	01210
		CLIN	OUT	G1	01210
		CLIN	OUT	G1	DELTA
C14	01918	ADMIN	OUT	G2	01210
		CLIN	OUT	G1	01210
		CLIN	OUT	G1	DELTA
C14	01920	ADMIN	OUT	G2	DELTA
		CLIN	OUT	G1	00562
		CLIN	OUT	G1	DELTA
C14	01921	ADMIN	OUT	G2	DELTA
		CLIN	OUT	G1	00562
		CLIN	OUT	G1	DELTA
C14	01922	ADMIN	OUT	G2	01210
		CLIN	OUT	G1	01210
C14	01990	ADMIN	OUT	G2	01210
		CLIN	OUT	G1	01210
		CLIN	OUT	G1	DELTA
C14	01995	ADMIN	OUT	G2	01210
		CLIN	OUT	G1	01210
		CLIN	OUT	G1	DELTA
C14	01996	ADMIN	OUT	G2	01210
		CLIN	OUT	G1	01210
		CLIN	OUT	G1	DELTA
C14	36620	ADMIN	OUT	G2	DELTA
		CLIN	OUT	G1	DELTA
C14	58972	ADMIN	IN	G2	DELTA
		ADMIN	OUT	G2	DELTA
		CLIN	IN	G1	DELTA
C14	62274	ADMIN	IN	G2	DELTA
		ADMIN	OUT	G2	62278
		CLIN	IN	G1	DELTA
		CLIN	OUT	G1	62278

CPEP 11: Gastroenterology
Data Entry Log

CPEP	PROCCODE	CLINADM	SITE	TIMECAT	SERVREF
C14	62275	ADMIN	IN	G2	DELTA
		ADMIN	OUT	G2	62278
		CLIN	IN	G1	DELTA
		CLIN	OUT	G1	62278
C14	62276	ADMIN	IN	G2	DELTA
		ADMIN	OUT	G2	62278
		CLIN	IN	G1	DELTA
		CLIN	OUT	G1	62278
C14	62277	ADMIN	IN	G2	DELTA
		ADMIN	OUT	G2	62278
		CLIN	IN	G1	DELTA
		CLIN	OUT	G1	62278
C14	62279	ADMIN	IN	G2	DELTA
		ADMIN	OUT	G2	62278
		CLIN	IN	G1	DELTA
		CLIN	OUT	G1	62278
C14	62280	ADMIN	IN	G2	DELTA
		ADMIN	OUT	G2	62278
		CLIN	IN	G1	DELTA
		CLIN	OUT	G1	62278
C14	62281	ADMIN	IN	G2	DELTA
		ADMIN	OUT	G2	62278
		CLIN	IN	G1	DELTA
		CLIN	OUT	G1	62278
C14	62282	ADMIN	IN	G2	DELTA
		ADMIN	OUT	G2	62278
		CLIN	IN	G1	DELTA
		CLIN	OUT	G1	62278
C14	62288	ADMIN	IN	G2	DELTA
		ADMIN	OUT	G2	62278
		CLIN	IN	G1	DELTA
		CLIN	OUT	G1	62278
C14	62289	ADMIN	IN	G2	DELTA
		ADMIN	OUT	G2	62278
		CLIN	IN	G1	DELTA
		CLIN	OUT	G1	62278
C14	62298	ADMIN	IN	G2	DELTA
		ADMIN	OUT	G2	62278
		CLIN	IN	G1	DELTA
		CLIN	OUT	G1	62278
C14	63780	ADMIN	OUT	G2	62278
		CLIN	OUT	G1	62278
		CLIN	OUT	G1	DELTA
C14	64400	ADMIN	IN	G2	DELTA
		ADMIN	OUT	G2	62278
		CLIN	IN	G1	DELTA
		CLIN	OUT	G1	62278
C14	64402	ADMIN	IN	G2	DELTA
		ADMIN	OUT	G2	62278
		CLIN	IN	G1	DELTA
		CLIN	OUT	G1	62278
C14	64402	ADMIN	IN	G2	DELTA
		ADMIN	OUT	G2	62278
		CLIN	IN	G1	DELTA
		CLIN	OUT	G1	62278

Data Entry Log
CPEP 14

Data Entry Log
CPEP 15

Data Entry Log
CPEP 12

Data Entry Log
CPEP 13

CPEP 11: Gastroenterology
Data Entry Log

CPEP	PROCCODE	CLINADM	SITE	TIMECAT	SERVREF
C14	64405	ADMIN	IN	G2	DELTA
		ADMIN	OUT	G2	62278
		CLIN	IN	G1	DELTA
		CLIN	OUT	G1	62278
		CLIN	OUT	G1	DELTA
C14	64408	ADMIN	IN	G2	DELTA
		ADMIN	OUT	G2	62278
		CLIN	IN	G1	DELTA
		CLIN	OUT	G1	62278
C14	64410	ADMIN	IN	G2	DELTA
		ADMIN	OUT	G2	62278
		CLIN	IN	G1	DELTA
		CLIN	OUT	G1	62278
C14	64412	ADMIN	IN	G2	DELTA
		ADMIN	OUT	G2	62278
		CLIN	IN	G1	DELTA
		CLIN	OUT	G1	62278
		CLIN	OUT	G1	DELTA
C14	64413	ADMIN	IN	G2	DELTA
		ADMIN	OUT	G2	62278
		CLIN	IN	G1	DELTA
		CLIN	OUT	G1	62278
C14	64415	ADMIN	IN	G2	DELTA
		ADMIN	OUT	G2	62278
		CLIN	IN	G1	DELTA
		CLIN	OUT	G1	62278
C14	64417	ADMIN	IN	G2	DELTA
		ADMIN	OUT	G2	62278
		CLIN	IN	G1	DELTA
		CLIN	OUT	G1	62278
		CLIN	OUT	G1	DELTA
C14	64418	ADMIN	IN	G2	DELTA
		ADMIN	OUT	G2	62278
		CLIN	IN	G1	DELTA
		CLIN	OUT	G1	62278
		CLIN	OUT	G1	DELTA
C14	64420	ADMIN	IN	G2	DELTA
		ADMIN	OUT	G2	62278
		CLIN	IN	G1	DELTA
		CLIN	OUT	G1	62278
		CLIN	OUT	G1	DELTA
C14	64421	ADMIN	IN	G2	DELTA
		ADMIN	OUT	G2	62278
		CLIN	IN	G1	DELTA
		CLIN	OUT	G1	62278
C14	64425	ADMIN	IN	G2	DELTA
		ADMIN	OUT	G2	62278
		CLIN	IN	G1	DELTA
		CLIN	OUT	G1	62278
		CLIN	OUT	G1	DELTA
C14	64430	ADMIN	IN	G2	DELTA
		ADMIN	OUT	G2	62278
		CLIN	IN	G1	DELTA
		CLIN	OUT	G1	62278
		CLIN	OUT	G1	DELTA

CPEP 11: Gastroenterology
Data Entry Log

CPEP	PROCCODE	CLINADM	SITE	TIMECAT	SERVREF
C14	64435	ADMIN	IN	G2	DELTA
		ADMIN	OUT	G2	62278
		CLIN	IN	G1	DELTA
		CLIN	OUT	G1	62278
		CLIN	OUT	G1	DELTA
C14	64440	ADMIN	IN	G2	DELTA
		ADMIN	OUT	G2	62278
		CLIN	IN	G1	DELTA
		CLIN	OUT	G1	62278
		CLIN	OUT	G1	DELTA
C14	64441	ADMIN	IN	G2	DELTA
		ADMIN	OUT	G2	62278
		CLIN	IN	G1	DELTA
		CLIN	OUT	G1	62278
C14	64442	ADMIN	IN	G2	DELTA
		ADMIN	OUT	G2	62278
		CLIN	IN	G1	DELTA
		CLIN	OUT	G1	62278
C14	64443	ADMIN	IN	G2	DELTA
		ADMIN	OUT	G2	62278
		CLIN	IN	G1	DELTA
		CLIN	OUT	G1	62278
		CLIN	OUT	G1	DELTA
C14	64445	ADMIN	IN	G2	DELTA
		ADMIN	OUT	G2	62278
		CLIN	IN	G1	DELTA
		CLIN	OUT	G1	62278
		CLIN	OUT	G1	DELTA
C14	64450	ADMIN	IN	G2	DELTA
		ADMIN	OUT	G2	62278
		CLIN	IN	G1	DELTA
		CLIN	OUT	G1	62278
		CLIN	OUT	G1	DELTA
C14	64505	ADMIN	IN	G2	DELTA
		ADMIN	OUT	G2	62278
		CLIN	IN	G1	DELTA
		CLIN	OUT	G1	62278
		CLIN	OUT	G1	DELTA
C14	64508	ADMIN	IN	G2	DELTA
		ADMIN	OUT	G2	62278
		CLIN	IN	G1	DELTA
		CLIN	OUT	G1	62278
C14	64510	ADMIN	IN	G2	DELTA
		ADMIN	OUT	G2	62278
		CLIN	IN	G1	DELTA
		CLIN	OUT	G1	62278
C14	64520	ADMIN	IN	G2	DELTA
		ADMIN	OUT	G2	62278
		CLIN	IN	G1	DELTA
		CLIN	OUT	G1	62278
C14	64530	ADMIN	IN	G2	DELTA
		ADMIN	OUT	G2	62278
		CLIN	IN	G1	DELTA
		CLIN	OUT	G1	62278
		CLIN	OUT	G1	DELTA

Data Entry Log
CPEP 14

Data Entry Log
CPEP 15

Data Entry Log
CPEP 12

Data Entry Log
CPEP 13

CPEP 11: Gastroenterology
Data Entry Log

CPEP	PROCCODE	CLINADM	SITE	TIMECAT	SERVREF
C14	64620	ADMIN	IN	G2	DELTA
		ADMIN	OUT	G2	62278
		CLIN	IN	G1	DELTA
		CLIN	OUT	G1	62278
		CLIN	OUT	G1	DELTA
C14	64622	ADMIN	IN	G2	DELTA
		ADMIN	OUT	G2	62278
		CLIN	IN	G1	DELTA
		CLIN	OUT	G1	62278
		CLIN	OUT	G1	DELTA
C14	64623	ADMIN	IN	G2	DELTA
		ADMIN	OUT	G2	62278
		CLIN	IN	G1	DELTA
		CLIN	OUT	G1	62278
		CLIN	OUT	G1	DELTA
C14	64630	ADMIN	IN	G2	DELTA
		ADMIN	OUT	G2	62278
		CLIN	IN	G1	DELTA
		CLIN	OUT	G1	62278
		CLIN	OUT	G1	DELTA
C14	64640	ADMIN	IN	G2	DELTA
		ADMIN	OUT	G2	62278
		CLIN	IN	G1	DELTA
		CLIN	OUT	G1	62278
		CLIN	OUT	G1	DELTA
C14	64680	ADMIN	IN	G2	DELTA
		ADMIN	OUT	G2	62278
		CLIN	IN	G1	DELTA
		CLIN	OUT	G1	62278
		CLIN	OUT	G1	DELTA
C14	67500	ADMIN	IN	G2	DELTA
		ADMIN	OUT	G2	62278
		CLIN	IN	G1	DELTA
		CLIN	OUT	G1	62278
C14	80500	ADMIN	IN	G2	85060
		ADMIN	OUT	G2	85060
		CLIN	IN	G1	85060
		CLIN	IN	G1	DELTA
C14	80502	ADMIN	IN	G2	85060
		ADMIN	OUT	G2	85060
		CLIN	IN	G1	85060
		CLIN	IN	G1	DELTA
C14	83020	ADMIN	IN	G2	85060
		ADMIN	OUT	G2	85060
		CLIN	IN	G1	DELTA
C14	83912	ADMIN	IN	G2	85060
		ADMIN	OUT	G2	85060
		CLIN	IN	G1	DELTA
C14	84165	ADMIN	IN	G2	85060
		ADMIN	OUT	G2	85060
		CLIN	IN	G1	DELTA
C14	84181	ADMIN	IN	G2	85060
		ADMIN	OUT	G2	85060
		CLIN	IN	G1	DELTA
C14	84182	ADMIN	IN	G2	85060
		ADMIN	OUT	G2	85060
		CLIN	IN	G1	DELTA

CPEP 11: Gastroenterology
Data Entry Log

CPEP	PROCCODE	CLINADM	SITE	TIMECAT	SERVREF
C14	85097	ADMIN	IN	G2	88305
		ADMIN	OUT	G2	88305
		CLIN	IN	G1	88305
		CLIN	IN	G1	DELTA
C14	85390	ADMIN	IN	G2	85060
		ADMIN	OUT	G2	85060
		CLIN	IN	G1	DELTA
C14	85576	ADMIN	IN	G2	85060
		ADMIN	OUT	G2	85060
		CLIN	IN	G1	DELTA
C14	86077	ADMIN	IN	G2	85060
		ADMIN	OUT	G2	85060
		CLIN	IN	G1	DELTA
C14	86078	ADMIN	IN	G2	85060
		ADMIN	OUT	G2	85060
		CLIN	IN	G1	DELTA
C14	86079	ADMIN	IN	G2	85060
		ADMIN	OUT	G2	85060
		CLIN	IN	G1	DELTA
C14	86255	ADMIN	IN	G2	85060
		ADMIN	OUT	G2	85060
		CLIN	IN	G1	DELTA
C14	86256	ADMIN	IN	G2	85060
		ADMIN	OUT	G2	85060
		CLIN	IN	G1	DELTA
C14	86320	ADMIN	IN	G2	85060
		ADMIN	OUT	G2	85060
		CLIN	IN	G1	DELTA
C14	86325	ADMIN	IN	G2	85060
		ADMIN	OUT	G2	85060
		CLIN	IN	G1	DELTA
C14	86327	ADMIN	IN	G2	85060
		ADMIN	OUT	G2	85060
		CLIN	IN	G1	DELTA
C14	86334	ADMIN	IN	G2	85060
		ADMIN	OUT	G2	85060
		CLIN	IN	G1	DELTA
C14	87164	ADMIN	IN	G2	85060
		ADMIN	OUT	G2	85060
		CLIN	IN	G1	85060
C14	87207	ADMIN	IN	G2	85060
		ADMIN	OUT	G2	85060
		CLIN	IN	G1	85060
C14	88104	ADMIN	IN	G2	88108
		ADMIN	OUT	G2	88108
		CLIN	IN	G1	88108
		CLIN	IN	G1	DELTA
C14	88106	ADMIN	IN	G2	88108
		ADMIN	OUT	G2	88108
		CLIN	IN	G1	88108
C14	88107	ADMIN	IN	G2	88108
		ADMIN	OUT	G2	88108
		CLIN	IN	G1	88108

Data Entry Log
CPEP 14

Data Entry Log
CPEP 15

Data Entry Log
CPEP 12

Data Entry Log
CPEP 13

CPEP 11: Gastroenterology
Data Entry Log

CPEP	PROCCODE	CLINADM	SITE	TIMECAT	SERVREF
C14	88125	ADMIN	IN	G2	88108
		ADMIN	OUT	G2	88108
		CLIN	IN	G1	88108
		CLIN	IN	G1	DELTA
C14	88157	ADMIN	IN	G2	88151
		ADMIN	OUT	G2	88151
		CLIN	IN	G1	88151
C14	88160	ADMIN	IN	G2	88108
		ADMIN	OUT	G2	88108
		CLIN	IN	G1	88108
		CLIN	IN	G1	DELTA
C14	88161	ADMIN	IN	G2	88108
		ADMIN	OUT	G2	88108
		CLIN	IN	G1	88108
C14	88162	ADMIN	IN	G2	88108
		ADMIN	OUT	G2	88108
		CLIN	IN	G1	88108
		CLIN	IN	G1	DELTA
C14	88170	ADMIN	IN	G2	88307
		ADMIN	OUT	G2	88307
		CLIN	IN	G1	88307
		CLIN	IN	G1	DELTA
C14	88171	ADMIN	IN	G2	88307
		ADMIN	OUT	G2	88307
		CLIN	IN	G1	88307
		CLIN	IN	G1	DELTA
C14	88172	ADMIN	IN	G2	88305
		ADMIN	OUT	G2	88305
		CLIN	IN	G1	88305
		CLIN	IN	G1	DELTA
C14	88173	ADMIN	IN	G2	88305
		ADMIN	OUT	G2	88305
		CLIN	IN	G1	88305
		CLIN	IN	G1	DELTA
C14	88180	ADMIN	IN	G2	DELTA
		ADMIN	OUT	G2	DELTA
		CLIN	IN	G1	DELTA
C14	88182	ADMIN	IN	G2	DELTA
		ADMIN	OUT	G2	DELTA
		CLIN	IN	G1	DELTA
C14	88300	ADMIN	IN	G2	88305
		ADMIN	IN	G2	DELTA
		ADMIN	OUT	G2	88305
		ADMIN	OUT	G2	DELTA
		CLIN	IN	G1	88305
		CLIN	IN	G1	DELTA
C14	88302	ADMIN	IN	G2	88305
		ADMIN	OUT	G2	88305
		CLIN	IN	G1	88305
C14	88304	ADMIN	IN	G2	88305
		ADMIN	OUT	G2	88305
		CLIN	IN	G1	88305

CPEP 11: Gastroenterology
Data Entry Log

CPEP	PROCCODE	CLINADM	SITE	TIMECAT	SERVREF
C14	88309	ADMIN	IN	G2	88307
		ADMIN	IN	G2	DELTA
		ADMIN	OUT	G2	88307
		ADMIN	OUT	G2	DELTA
		CLIN	IN	G1	88307
		CLIN	IN	G1	DELTA
C14	88311	ADMIN	IN	G2	DELTA
		ADMIN	OUT	G2	DELTA
		CLIN	IN	G1	DELTA
C14	88312	ADMIN	IN	G2	88342
		ADMIN	OUT	G2	88342
		CLIN	IN	G1	88342
		CLIN	IN	G1	DELTA
C14	88313	ADMIN	IN	G2	88342
		ADMIN	OUT	G2	88342
		CLIN	IN	G1	88342
		CLIN	IN	G1	DELTA
C14	88314	ADMIN	IN	G2	88342
		ADMIN	OUT	G2	88342
		CLIN	IN	G1	88342
C14	88318	ADMIN	IN	G2	88342
		ADMIN	OUT	G2	88342
		CLIN	IN	G1	88342
		CLIN	IN	G1	DELTA
C14	88319	ADMIN	IN	G2	88342
		ADMIN	OUT	G2	88342
		CLIN	IN	G1	88342
		CLIN	IN	G1	DELTA
C14	88321	ADMIN	IN	G2	88305
		ADMIN	IN	G2	DELTA
		ADMIN	OUT	G2	88305
		ADMIN	OUT	G2	DELTA
		CLIN	IN	G1	DELTA
C14	88323	ADMIN	IN	G2	88305
		ADMIN	IN	G2	DELTA
		ADMIN	OUT	G2	88305
		ADMIN	OUT	G2	DELTA
		CLIN	IN	G1	88305
C14	88325	ADMIN	IN	G2	88305
		ADMIN	IN	G2	DELTA
		ADMIN	OUT	G2	88305
		ADMIN	OUT	G2	DELTA
		CLIN	IN	G1	DELTA
C14	88329	ADMIN	IN	G2	88305
		ADMIN	IN	G2	DELTA
		ADMIN	OUT	G2	88305
		ADMIN	OUT	G2	DELTA
C14	88331	ADMIN	IN	G2	88305
		ADMIN	IN	G2	DELTA
		ADMIN	OUT	G2	88305
		ADMIN	OUT	G2	DELTA
		CLIN	IN	G1	DELTA
C14	88332	ADMIN	IN	G2	88305
		ADMIN	OUT	G2	88305
		CLIN	IN	G1	DELTA

CPEP 11: Gastroenterology
Data Entry Log

CPEP	PROCCODE	CLINADM	SITE	TIMECAT	SERVREF
C14	88346	ADMIN	IN	G2	88342
		ADMIN	OUT	G2	88342
		CLIN	IN	G1	88342
		CLIN	IN	G1	DELTA
C14	88347	ADMIN	IN	G2	88342
		ADMIN	OUT	G2	88342
		CLIN	IN	G1	88342
		CLIN	IN	G1	DELTA
C14	88348	ADMIN	IN	G2	88307
		ADMIN	IN	G2	DELTA
		ADMIN	OUT	G2	88307
		ADMIN	OUT	G2	DELTA
		CLIN	IN	G1	DELTA
C14	88349	ADMIN	IN	G2	88307
		ADMIN	IN	G2	DELTA
		ADMIN	OUT	G2	88307
		ADMIN	OUT	G2	DELTA
		CLIN	IN	G1	DELTA
C14	88355	ADMIN	IN	G2	88307
		ADMIN	OUT	G2	88307
		CLIN	IN	G1	DELTA
C14	88356	ADMIN	IN	G2	88307
		ADMIN	OUT	G2	88307
		CLIN	IN	G1	DELTA
C14	88358	ADMIN	IN	G2	88307
		ADMIN	OUT	G2	88307
		CLIN	IN	G1	DELTA
C14	88365	ADMIN	IN	G2	88342
		ADMIN	OUT	G2	88342
		CLIN	IN	G1	88342
		CLIN	IN	G1	DELTA
C14	88371	ADMIN	IN	G2	85060
		ADMIN	OUT	G2	85060
		CLIN	IN	G1	DELTA
C14	88372	ADMIN	IN	G2	85060
		ADMIN	OUT	G2	85060
		CLIN	IN	G1	DELTA
C14	89060	ADMIN	IN	G2	85060
		ADMIN	OUT	G2	85060
		CLIN	IN	G1	85060
C14	89350	ADMIN	IN	G2	DELTA
		ADMIN	OUT	G2	DELTA
		CLIN	IN	G1	DELTA
C14	89360	ADMIN	IN	G2	85060
		ADMIN	OUT	G2	85060
		CLIN	IN	G1	85060
C14	99292	ADMIN	OUT	G2	DELTA
		CLIN	OUT	G1	DELTA
C14	P3001	ADMIN	IN	G2	88151
		ADMIN	OUT	G2	88151
		CLIN	IN	G1	88151

Data Entry Log
CPEP 14

Data Entry Log
CPEP 15


Data Entry Log
CPEP 12

Data Entry Log
CPEP 13



**Data Entry Log
(SERVPT)**

- CPEP:** The Clinical Practice Expert Panel (abbreviated CPEP) that provided the estimates for the associated service.
- PROCCODE:** The HCFA Common Procedure Coding System (HCPCS) Code for the specified service.
- CLINADM:** This identifies the record as referring either to clinical staff time (CLIN) or administrative staff time (ADMIN).
- SITE:** This identifies whether the service that is being referenced was profiled in-office (IN) or out-of-office (OUT).
- TIMECAT:** This identifies the labor time category for which the reference service was used.
- SERVREF:** HCPCS Code for the service to which the CPEP referred, in developing estimates.



CPEP 12: Cardiothoracic and Vascular Surgery
Data Entry Log

CPEP	PROCCODE	CLINADM	SITE	TIMECAT	SERVREF
C12	19260	ADMIN	OUT	G2	32480
		ADMIN	OUT	G2x	32480
		CLIN	OUT	G0	32480
		CLIN	OUT	G1	32480
		CLIN	OUT	G1	DELTA
		CLIN	OUT	G1x	32480
C12	19271	ADMIN	OUT	G2	32480
		ADMIN	OUT	G2x	32480
		CLIN	OUT	G0	32480
		CLIN	OUT	G1	32480
		CLIN	OUT	G1x	32480
C12	19272	ADMIN	OUT	G2	32480
		ADMIN	OUT	G2	DELTA
		ADMIN	OUT	G2x	32480
		CLIN	OUT	G0	32480
		CLIN	OUT	G1	32480
		CLIN	OUT	G1	DELTA
		CLIN	OUT	G1x	32480
C12	21502	ADMIN	OUT	G2	32480
		ADMIN	OUT	G2	DELTA
		ADMIN	OUT	G2x	32480
		CLIN	OUT	G0	32480
		CLIN	OUT	G1	32480
		CLIN	OUT	G1	DELTA
		CLIN	OUT	G1x	32480
C12	21510	ADMIN	OUT	G2	32480
		ADMIN	OUT	G2x	32480
		CLIN	OUT	G0	32480
		CLIN	OUT	G1	32480
		CLIN	OUT	G1x	32480
C12	21557	ADMIN	OUT	G2	32480
		ADMIN	OUT	G2x	32480
		CLIN	OUT	G0	32480
		CLIN	OUT	G1	32480
		CLIN	OUT	G1x	32480
C12	21600	ADMIN	OUT	G2	32480
		ADMIN	OUT	G2x	32480
		CLIN	OUT	G0	32480
		CLIN	OUT	G1	32480
		CLIN	OUT	G1x	32480
C12	21615	ADMIN	OUT	G2	32480
		ADMIN	OUT	G2x	32480
		CLIN	OUT	G0	32480
		CLIN	OUT	G1	32480
		CLIN	OUT	G1	DELTA
		CLIN	OUT	G1x	32480
C12	21616	ADMIN	OUT	G2	32480
		ADMIN	OUT	G2x	32480
		CLIN	OUT	G0	32480
		CLIN	OUT	G1	32480
		CLIN	OUT	G1	DELTA
		CLIN	OUT	G1x	32480
C12	21620	ADMIN	OUT	G2	32480
		ADMIN	OUT	G2x	32480
		CLIN	OUT	G0	32480
		CLIN	OUT	G1	32480
		CLIN	OUT	G1	DELTA
		CLIN	OUT	G1x	32480

Data Entry Log
CPEP 14

Data Entry Log
CPEP 15

Data Entry Log
CPEP 13

CPEP 12: Cardiothoracic and Vascular Surgery
Data Entry Log

CPEP	PROCCODE	CLINADM	SITE	TIMECAT	SERVREF
C12	21627	ADMIN	OUT	G2	32480
		ADMIN	OUT	G2	DELTA
		ADMIN	OUT	G2x	32480
		CLIN	OUT	G0	32480
		CLIN	OUT	G1	32480
		CLIN	OUT	G1	DELTA
C12	21630	ADMIN	OUT	G2	32480
		ADMIN	OUT	G2x	32480
		CLIN	OUT	G0	32480
		CLIN	OUT	G1	32480
		CLIN	OUT	G1x	32480
		CLIN	OUT	G1x	32480
C12	21632	ADMIN	OUT	G2	32480
		ADMIN	OUT	G2x	32480
		CLIN	OUT	G0	32480
		CLIN	OUT	G1	32480
		CLIN	OUT	G1	DELTA
		CLIN	OUT	G1x	32480
C12	21705	ADMIN	OUT	G2	32480
		ADMIN	OUT	G2x	32480
		CLIN	OUT	G0	32480
		CLIN	OUT	G1	32480
		CLIN	OUT	G1x	32480
C12	21740	ADMIN	OUT	G2	32480
		ADMIN	OUT	G2x	32480
		CLIN	OUT	G0	32480
		CLIN	OUT	G1	32480
		CLIN	OUT	G1	DELTA
		CLIN	OUT	G1x	32480
C12	21750	ADMIN	OUT	G2	32480
		ADMIN	OUT	G2x	32480
		CLIN	OUT	G0	DELTA
		CLIN	OUT	G1	DELTA
		CLIN	OUT	G1x	DELTA
C12	21810	ADMIN	OUT	G2	32480
		ADMIN	OUT	G2x	32480
		CLIN	OUT	G0	32480
		CLIN	OUT	G1	32480
		CLIN	OUT	G1	DELTA
		CLIN	OUT	G1x	32480
C12	21825	ADMIN	OUT	G2	32480
		ADMIN	OUT	G2x	32480
		CLIN	OUT	G0	32480
		CLIN	OUT	G1	32480
		CLIN	OUT	G1	DELTA
		CLIN	OUT	G1x	32480
C12	31615	ADMIN	OUT	G2	31622
		CLIN	OUT	G1	31622
C12	31625	ADMIN	OUT	G2	31622
		CLIN	OUT	G1	31622
C12	31628	ADMIN	OUT	G2	31622
		CLIN	OUT	G1	31622
		CLIN	OUT	G1	DELTA
C12	31629	ADMIN	OUT	G2	31622
		CLIN	OUT	G1	31622
		CLIN	OUT	G1	DELTA

CPEP 12: Cardiothoracic and Vascular Surgery
Data Entry Log

CPEP	PROCCODE	CLINADM	SITE	TIMECAT	SERVREF
C12	31630	ADMIN	OUT	G2	31622
		CLIN	OUT	G1	31622
		CLIN	OUT	G1	DELTA
C12	31631	ADMIN	OUT	G2	31622
		CLIN	OUT	G1	31622
		CLIN	OUT	G1	DELTA
C12	31635	ADMIN	OUT	G2	31622
		CLIN	OUT	G1	31622
		CLIN	OUT	G1	DELTA
C12	31640	ADMIN	OUT	G2	31622
		CLIN	OUT	G1	31622
		CLIN	OUT	G1	DELTA
C12	31641	ADMIN	OUT	G2	31622
		CLIN	OUT	G1	31622
		CLIN	OUT	G1	DELTA
C12	31645	ADMIN	OUT	G2	31622
		CLIN	OUT	G1	31622
		CLIN	OUT	G1	DELTA
C12	31646	ADMIN	OUT	G2	31622
		CLIN	OUT	G1	31622
		CLIN	OUT	G1	DELTA
C12	31656	ADMIN	OUT	G2	31622
		CLIN	OUT	G1	31622
		CLIN	OUT	G1	DELTA
C12	31700	ADMIN	OUT	G2	31622
		CLIN	OUT	G1	31622
C12	31710	ADMIN	OUT	G2	31622
		CLIN	OUT	G1	31622
		CLIN	OUT	G1	DELTA
C12	31715	ADMIN	OUT	G2	31622
		CLIN	OUT	G1	31622
		CLIN	OUT	G1	DELTA
C12	31717	ADMIN	OUT	G2	31622
		CLIN	OUT	G1	31622
		CLIN	OUT	G1	DELTA
C12	31725	ADMIN	OUT	G2	32480
		ADMIN	OUT	G2x	32480
C12	31760	ADMIN	OUT	G2	32480
		ADMIN	OUT	G2	DELTA
		ADMIN	OUT	G2x	32480
		CLIN	OUT	G0	32480
		CLIN	OUT	G1	32480
		CLIN	OUT	G1	DELTA
C12	31766	ADMIN	OUT	G2	32480
		ADMIN	OUT	G2	DELTA
		ADMIN	OUT	G2x	32480
		CLIN	OUT	G0	32480
		CLIN	OUT	G1	32480
		CLIN	OUT	G1	DELTA
C12	31766	ADMIN	OUT	G2	32480
		ADMIN	OUT	G2	DELTA
		ADMIN	OUT	G2x	32480
C12	31766	ADMIN	OUT	G2	32480
		ADMIN	OUT	G2	DELTA
		ADMIN	OUT	G2x	32480

Data Entry Log
CPEP 14

Data Entry Log
CPEP 15

Data Entry Log
CPEP 13

CPEP 12: Cardiothoracic and Vascular Surgery
Data Entry Log

CPEP	PROCCODE	CLINADM	SITE	TIMECAT	SERVREF
C12	31770	ADMIN	OUT	G2	32480
		ADMIN	OUT	G2	DELTA
		ADMIN	OUT	G2x	32480
		CLIN	OUT	G0	32480
		CLIN	OUT	G1	32480
		CLIN	OUT	G1	DELTA
		CLIN	OUT	G1x	32480
C12	31775	ADMIN	OUT	G2	32480
		ADMIN	OUT	G2	DELTA
		ADMIN	OUT	G2x	32480
		CLIN	OUT	G0	32480
		CLIN	OUT	G1	32480
		CLIN	OUT	G1	DELTA
		CLIN	OUT	G1x	32480
C12	31780	ADMIN	OUT	G2	32480
		ADMIN	OUT	G2x	32480
		CLIN	OUT	G0	32480
		CLIN	OUT	G1	32480
		CLIN	OUT	G1	DELTA
		CLIN	OUT	G1x	32480
		C12	31781	ADMIN	OUT
ADMIN	OUT			G2	DELTA
ADMIN	OUT			G2x	32480
CLIN	OUT			G0	32480
CLIN	OUT			G1	32480
CLIN	OUT			G1	DELTA
CLIN	OUT			G1x	32480
C12	31785	ADMIN	OUT	G2	32480
		ADMIN	OUT	G2	DELTA
		ADMIN	OUT	G2x	32480
		CLIN	OUT	G0	32480
		CLIN	OUT	G1	32480
		CLIN	OUT	G1	DELTA
		CLIN	OUT	G1x	32480
C12	31786	ADMIN	OUT	G2	32480
		ADMIN	OUT	G2	DELTA
		ADMIN	OUT	G2x	32480
		CLIN	OUT	G0	32480
		CLIN	OUT	G1	32480
		CLIN	OUT	G1	DELTA
		CLIN	OUT	G1x	32480
C12	31800	ADMIN	OUT	G2	32480
		ADMIN	OUT	G2	DELTA
		ADMIN	OUT	G2x	32480
		CLIN	OUT	G0	32480
		CLIN	OUT	G1	32480
		CLIN	OUT	G1	DELTA
		CLIN	OUT	G1x	32480
C12	31805	ADMIN	OUT	G2	32480
		ADMIN	OUT	G2	DELTA
		ADMIN	OUT	G2x	32480
		CLIN	OUT	G0	32480
		CLIN	OUT	G1	32480
		CLIN	OUT	G1	DELTA
		CLIN	OUT	G1x	32480
C12	32005	ADMIN	OUT	G2	32480
		ADMIN	OUT	G2x	32480

CPEP 12: Cardiothoracic and Vascular Surgery
Data Entry Log

CPEP	PROCCODE	CLINADM	SITE	TIMECAT	SERVREF
C12	32035	ADMIN	OUT	G2	32480
		ADMIN	OUT	G2x	32480
		CLIN	OUT	G0	32480
		CLIN	OUT	G1	32480
		CLIN	OUT	G1x	32480
C12	32036	ADMIN	OUT	G2	32480
		ADMIN	OUT	G2x	32480
		CLIN	OUT	G0	32480
		CLIN	OUT	G1	32480
		CLIN	OUT	G1x	32480
C12	32095	ADMIN	OUT	G2	32480
		ADMIN	OUT	G2x	32480
		CLIN	OUT	G0	32480
		CLIN	OUT	G1	32480
		CLIN	OUT	G1	DELTA
CLIN	OUT	G1x	32480		
C12	32100	ADMIN	OUT	G2	32480
		ADMIN	OUT	G2x	32480
		CLIN	OUT	G0	32480
		CLIN	OUT	G1	32480
		CLIN	OUT	G1	DELTA
		CLIN	OUT	G1x	32480
C12	32110	ADMIN	OUT	G2	32480
		ADMIN	OUT	G2	DELTA
		ADMIN	OUT	G2x	32480
		CLIN	OUT	G0	32480
		CLIN	OUT	G1	32480
		CLIN	OUT	G1	DELTA
CLIN	OUT	G1x	32480		
C12	32120	ADMIN	OUT	G2	32480
		ADMIN	OUT	G2x	32480
		CLIN	OUT	G0	32480
		CLIN	OUT	G1	32480
		CLIN	OUT	G1x	32480
C12	32124	ADMIN	OUT	G2	32480
		ADMIN	OUT	G2x	32480
		CLIN	OUT	G0	32480
		CLIN	OUT	G1	32480
		CLIN	OUT	G1x	32480
C12	32140	ADMIN	OUT	G2	32480
		ADMIN	OUT	G2x	32480
		CLIN	OUT	G0	32480
		CLIN	OUT	G1	32480
		CLIN	OUT	G1x	32480
C12	32141	ADMIN	OUT	G2	32480
		ADMIN	OUT	G2	DELTA
		ADMIN	OUT	G2x	32480
		CLIN	OUT	G0	32480
		CLIN	OUT	G1	32480
		CLIN	OUT	G1	DELTA
CLIN	OUT	G1x	32480		
C12	32150	ADMIN	OUT	G2	32480
		ADMIN	OUT	G2x	32480
		CLIN	OUT	G0	32480
		CLIN	OUT	G1	32480
		CLIN	OUT	G1x	32480

Data Entry Log
CPEP 14

Data Entry Log
CPEP 15

Data Entry Log
CPEP 13

CPEP 12: Cardiothoracic and Vascular Surgery
Data Entry Log

CPEP	PROCCODE	CLINADM	SITE	TIMECAT	SERVREF
C12	32151	ADMIN	OUT	G2	32480
		ADMIN	OUT	G2x	32480
		CLIN	OUT	G0	32480
		CLIN	OUT	G1	32480
		CLIN	OUT	G1x	32480
C12	32160	ADMIN	OUT	G2	32480
		ADMIN	OUT	G2	DELTA
		ADMIN	OUT	G2x	32480
		CLIN	OUT	G0	32480
		CLIN	OUT	G1	32480
		CLIN	OUT	G1	DELTA
		CLIN	OUT	G1x	32480
C12	32200	ADMIN	OUT	G2	32480
		ADMIN	OUT	G2x	32480
		CLIN	OUT	G0	32480
		CLIN	OUT	G1	32480
		CLIN	OUT	G1	DELTA
		CLIN	OUT	G1x	32480
C12	32215	ADMIN	OUT	G2	32480
		ADMIN	OUT	G2x	32480
		CLIN	OUT	G0	32480
		CLIN	OUT	G1	32480
		CLIN	OUT	G1	DELTA
		CLIN	OUT	G1x	32480
C12	32220	ADMIN	OUT	G2	32480
		ADMIN	OUT	G2	DELTA
		ADMIN	OUT	G2x	32480
		CLIN	OUT	G0	32480
		CLIN	OUT	G1	32480
		CLIN	OUT	G1	DELTA
		CLIN	OUT	G1x	32480
C12	32225	ADMIN	OUT	G2	32480
		ADMIN	OUT	G2	DELTA
		ADMIN	OUT	G2x	32480
		CLIN	OUT	G0	32480
		CLIN	OUT	G1	32480
		CLIN	OUT	G1	DELTA
		CLIN	OUT	G1x	32480
C12	32310	ADMIN	OUT	G2	32480
		ADMIN	OUT	G2	DELTA
		ADMIN	OUT	G2x	32480
		CLIN	OUT	G0	32480
		CLIN	OUT	G1	32480
		CLIN	OUT	G1	DELTA
		CLIN	OUT	G1x	32480
C12	32320	ADMIN	OUT	G2	32480
		ADMIN	OUT	G2	DELTA
		ADMIN	OUT	G2x	32480
		CLIN	OUT	G0	32480
		CLIN	OUT	G1	32480
		CLIN	OUT	G1	DELTA
		CLIN	OUT	G1x	32480
C12	32402	ADMIN	OUT	G2	32480
		ADMIN	OUT	G2x	32480
		CLIN	OUT	G0	32480
		CLIN	OUT	G1	32480
		CLIN	OUT	G1	DELTA
		CLIN	OUT	G1x	32480

CPEP 12: Cardiothoracic and Vascular Surgery
Data Entry Log

CPEP	PROCCODE	CLINADM	SITE	TIMECAT	SERVREF
C12	32440	ADMIN	OUT	G2	32480
		ADMIN	OUT	G2	DELTA
		ADMIN	OUT	G2x	32480
		CLIN	OUT	G0	32480
		CLIN	OUT	G1	32480
		CLIN	OUT	G1	DELTA
		CLIN	OUT	G1x	32480
C12	32442	ADMIN	OUT	G2	32480
		ADMIN	OUT	G2	DELTA
		ADMIN	OUT	G2x	32480
		CLIN	OUT	G0	32480
		CLIN	OUT	G1	32480
		CLIN	OUT	G1	DELTA
		CLIN	OUT	G1x	32480
C12	32445	ADMIN	OUT	G2	32480
		ADMIN	OUT	G2	DELTA
		ADMIN	OUT	G2x	32480
		CLIN	OUT	G0	32480
		CLIN	OUT	G1	32480
		CLIN	OUT	G1	DELTA
		CLIN	OUT	G1x	32480
C12	32482	ADMIN	OUT	G2	32480
		ADMIN	OUT	G2x	32480
		CLIN	OUT	G0	32480
		CLIN	OUT	G1	32480
		CLIN	OUT	G1x	32480
C12	32484	ADMIN	OUT	G2	32480
		ADMIN	OUT	G2x	32480
		CLIN	OUT	G0	32480
		CLIN	OUT	G1	32480
		CLIN	OUT	G1x	32480
C12	32485	ADMIN	OUT	G2	32480
		ADMIN	OUT	G2x	32480
		CLIN	OUT	G0	32480
		CLIN	OUT	G1	32480
		CLIN	OUT	G1x	32480
C12	32486	ADMIN	OUT	G2	32480
		ADMIN	OUT	G2	DELTA
		ADMIN	OUT	G2x	32480
		CLIN	OUT	G0	32480
		CLIN	OUT	G1	32480
		CLIN	OUT	G1	DELTA
		CLIN	OUT	G1x	32480
C12	32488	ADMIN	OUT	G2	32480
		ADMIN	OUT	G2	DELTA
		ADMIN	OUT	G2x	32480
		CLIN	OUT	G0	32480
		CLIN	OUT	G1	32480
		CLIN	OUT	G1	DELTA
		CLIN	OUT	G1x	32480
C12	32500	ADMIN	OUT	G2	32480
		ADMIN	OUT	G2x	32480
		CLIN	OUT	G0	32480
		CLIN	OUT	G1	32480
		CLIN	OUT	G1	DELTA
		CLIN	OUT	G1x	32480

Data Entry Log
CPEP 14

Data Entry Log
CPEP 15

Data Entry Log
CPEP 13

CPEP 12: Cardiothoracic and Vascular Surgery
Data Entry Log

CPEP	PROCCODE	CLINADM	SITE	TIMECAT	SERVREF
C12	32520	ADMIN	OUT	G2	32480
		ADMIN	OUT	G2x	32480
		CLIN	OUT	G0	32480
		CLIN	OUT	G1	32480
		CLIN	OUT	G1	DELTA
		CLIN	OUT	G1x	32480
C12	32522	ADMIN	OUT	G2	32480
		ADMIN	OUT	G2	DELTA
		ADMIN	OUT	G2x	32480
		CLIN	OUT	G0	32480
		CLIN	OUT	G1	32480
		CLIN	OUT	G1	DELTA
C12	32525	ADMIN	OUT	G2	32480
		ADMIN	OUT	G2	DELTA
		ADMIN	OUT	G2x	32480
		CLIN	OUT	G0	32480
		CLIN	OUT	G1	32480
		CLIN	OUT	G1	DELTA
C12	32540	ADMIN	OUT	G2	32480
		ADMIN	OUT	G2	DELTA
		ADMIN	OUT	G2x	32480
		CLIN	OUT	G0	32480
		CLIN	OUT	G1	32480
		CLIN	OUT	G1	DELTA
C12	32601	ADMIN	OUT	G2	32480
		ADMIN	OUT	G2x	32480
		CLIN	OUT	G0	32480
		CLIN	OUT	G1	32480
		CLIN	OUT	G1	DELTA
		CLIN	OUT	G1x	32480
C12	32603	ADMIN	OUT	G2	32480
		ADMIN	OUT	G2x	32480
		CLIN	OUT	G0	32480
		CLIN	OUT	G1	32480
		CLIN	OUT	G1	DELTA
		CLIN	OUT	G1x	32480
C12	32604	ADMIN	OUT	G2	32480
		ADMIN	OUT	G2x	32480
		CLIN	OUT	G0	32480
		CLIN	OUT	G1	32480
		CLIN	OUT	G1	DELTA
		CLIN	OUT	G1x	32480
C12	32605	ADMIN	OUT	G2	32480
		ADMIN	OUT	G2x	32480
		CLIN	OUT	G0	32480
		CLIN	OUT	G1	32480
		CLIN	OUT	G1	DELTA
		CLIN	OUT	G1x	32480
C12	32606	ADMIN	OUT	G2	32480
		ADMIN	OUT	G2x	32480
		CLIN	OUT	G0	32480
		CLIN	OUT	G1	32480
		CLIN	OUT	G1	DELTA
		CLIN	OUT	G1x	32480

CPEP 12: Cardiothoracic and Vascular Surgery
Data Entry Log

CPEP	PROCCODE	CLINADM	SITE	TIMECAT	SERVREF
C12	32650	ADMIN	OUT	G2	32480
		ADMIN	OUT	G2x	32480
		CLIN	OUT	G0	32480
		CLIN	OUT	G1	32480
		CLIN	OUT	G1x	32480
C12	32651	ADMIN	OUT	G2	32480
		ADMIN	OUT	G2x	32480
		CLIN	OUT	G0	32480
		CLIN	OUT	G1	32480
		CLIN	OUT	G1	DELTA
CLIN	OUT	G1x	32480		
C12	32652	ADMIN	OUT	G2	32480
		ADMIN	OUT	G2	DELTA
		ADMIN	OUT	G2x	32480
		CLIN	OUT	G0	32480
		CLIN	OUT	G1	32480
		CLIN	OUT	G1	DELTA
CLIN	OUT	G1x	32480		
C12	32653	ADMIN	OUT	G2	32480
		ADMIN	OUT	G2	DELTA
		ADMIN	OUT	G2x	32480
		CLIN	OUT	G0	32480
		CLIN	OUT	G1	32480
		CLIN	OUT	G1	DELTA
CLIN	OUT	G1x	32480		
C12	32654	ADMIN	OUT	G2	32480
		ADMIN	OUT	G2	DELTA
		ADMIN	OUT	G2x	32480
		CLIN	OUT	G0	32480
		CLIN	OUT	G1	32480
		CLIN	OUT	G1	DELTA
CLIN	OUT	G1x	32480		
C12	32655	ADMIN	OUT	G2	32480
		ADMIN	OUT	G2	DELTA
		ADMIN	OUT	G2x	32480
		CLIN	OUT	G0	32480
		CLIN	OUT	G1	32480
		CLIN	OUT	G1	DELTA
CLIN	OUT	G1x	32480		
C12	32656	ADMIN	OUT	G2	32480
		ADMIN	OUT	G2x	32480
		CLIN	OUT	G0	32480
		CLIN	OUT	G1	32480
		CLIN	OUT	G1x	32480
C12	32657	ADMIN	OUT	G2	32480
		ADMIN	OUT	G2x	32480
		CLIN	OUT	G0	32480
		CLIN	OUT	G1	32480
		CLIN	OUT	G1x	32480
C12	32658	ADMIN	OUT	G2	32480
		ADMIN	OUT	G2x	32480
		CLIN	OUT	G0	32480
		CLIN	OUT	G1	32480
		CLIN	OUT	G1x	32480
C12	32659	ADMIN	OUT	G2	32480
		ADMIN	OUT	G2x	32480
		CLIN	OUT	G0	32480
		CLIN	OUT	G1	32480
		CLIN	OUT	G1x	32480

Data Entry Log
CPEP 14

Data Entry Log
CPEP 15

Data Entry Log
CPEP 13

CPEP 12: Cardiothoracic and Vascular Surgery
Data Entry Log

CPEP	PROCCODE	CLINADM	SITE	TIMECAT	SERVREF
C12	32660	ADMIN	OUT	G2	32480
		ADMIN	OUT	G2x	32480
		CLIN	OUT	G0	32480
		CLIN	OUT	G1	32480
		CLIN	OUT	G1	DELTA
		CLIN	OUT	G1x	32480
C12	32661	ADMIN	OUT	G2	32480
		ADMIN	OUT	G2x	32480
		CLIN	OUT	G0	32480
		CLIN	OUT	G1	32480
		CLIN	OUT	G1	DELTA
		CLIN	OUT	G1x	32480
C12	32662	ADMIN	OUT	G2	32480
		ADMIN	OUT	G2x	32480
		CLIN	OUT	G0	32480
		CLIN	OUT	G1	32480
		CLIN	OUT	G1	DELTA
		CLIN	OUT	G1x	32480
C12	32663	ADMIN	OUT	G2	32480
		ADMIN	OUT	G2x	32480
		CLIN	OUT	G0	32480
		CLIN	OUT	G1	32480
		CLIN	OUT	G1	DELTA
		CLIN	OUT	G1x	32480
C12	32664	ADMIN	OUT	G2	32480
		ADMIN	OUT	G2x	32480
		CLIN	OUT	G0	32480
		CLIN	OUT	G1	32480
		CLIN	OUT	G1	DELTA
		CLIN	OUT	G1x	32480
C12	32665	ADMIN	OUT	G2	32480
		ADMIN	OUT	G2x	32480
		CLIN	OUT	G0	32480
		CLIN	OUT	G1	32480
		CLIN	OUT	G1	DELTA
		CLIN	OUT	G1x	32480
C12	32800	ADMIN	OUT	G2	32480
		ADMIN	OUT	G2x	32480
		CLIN	OUT	G0	32480
		CLIN	OUT	G1	32480
		CLIN	OUT	G1	DELTA
		CLIN	OUT	G1x	32480
C12	32810	ADMIN	OUT	G2	32480
		ADMIN	OUT	G2x	32480
		CLIN	OUT	G0	32480
		CLIN	OUT	G1	32480
		CLIN	OUT	G1	DELTA
		CLIN	OUT	G1x	32480
C12	32815	ADMIN	OUT	G2	32480
		ADMIN	OUT	G2	DELTA
		ADMIN	OUT	G2x	32480
		CLIN	OUT	G0	32480
		CLIN	OUT	G1	32480
		CLIN	OUT	G1	DELTA
		CLIN	OUT	G1x	32480

CPEP 12: Cardiothoracic and Vascular Surgery
Data Entry Log

CPEP	PROCCODE	CLINADM	SITE	TIMECAT	SERVREF
C12	32820	ADMIN	OUT	G2	32480
		ADMIN	OUT	G2	DELTA
		ADMIN	OUT	G2x	32480
		CLIN	OUT	G0	32480
		CLIN	OUT	G1	32480
		CLIN	OUT	G1	DELTA
		CLIN	OUT	G1x	32480
C12	32900	ADMIN	OUT	G2	32480
		ADMIN	OUT	G2x	32480
		CLIN	OUT	G0	32480
		CLIN	OUT	G1	32480
		CLIN	OUT	G1	DELTA
		CLIN	OUT	G1x	32480
C12	32905	ADMIN	OUT	G2	32480
		ADMIN	OUT	G2x	32480
		CLIN	OUT	G0	32480
		CLIN	OUT	G1	32480
		CLIN	OUT	G1x	32480
C12	32906	ADMIN	OUT	G2	32480
		ADMIN	OUT	G2	DELTA
		ADMIN	OUT	G2x	32480
		CLIN	OUT	G0	32480
		CLIN	OUT	G1	32480
		CLIN	OUT	G1	DELTA
		CLIN	OUT	G1x	32480
C12	32940	ADMIN	OUT	G2	32480
		ADMIN	OUT	G2x	32480
		CLIN	OUT	G0	32480
		CLIN	OUT	G1	32480
		CLIN	OUT	G1x	32480
C12	33020	ADMIN	OUT	G2	33405
		ADMIN	OUT	G2x	33405
		CLIN	OUT	G1	DELTA
		CLIN	OUT	G1x	DELTA
C12	33025	ADMIN	OUT	G2	33405
		ADMIN	OUT	G2x	33405
		CLIN	OUT	G1	DELTA
		CLIN	OUT	G1x	DELTA
C12	33030	ADMIN	OUT	G2	33405
		ADMIN	OUT	G2x	33405
		CLIN	OUT	G0	DELTA
		CLIN	OUT	G1	DELTA
		CLIN	OUT	G1x	DELTA
C12	33031	ADMIN	OUT	G2	33405
		ADMIN	OUT	G2x	33405
		CLIN	OUT	G0	33405
		CLIN	OUT	G1	33405
		CLIN	OUT	G1x	33405
C12	33050	ADMIN	OUT	G2	32480
		ADMIN	OUT	G2x	32480
		CLIN	OUT	G0	32480
		CLIN	OUT	G1	32480
		CLIN	OUT	G1	DELTA
		CLIN	OUT	G1x	32480

Data Entry Log
CPEP 14

Data Entry Log
CPEP 15

Data Entry Log
CPEP 13

CPEP 12: Cardiothoracic and Vascular Surgery
Data Entry Log

CPEP	PROCCODE	CLINADM	SITE	TIMECAT	SERVREF
C12	33120	ADMIN	OUT	G2	33405
		ADMIN	OUT	G2	DELTA
		ADMIN	OUT	G2x	33405
		CLIN	OUT	G0	33405
		CLIN	OUT	G1	33405
		CLIN	OUT	G1	DELTA
		CLIN	OUT	G1x	33405
C12	33130	ADMIN	OUT	G2	33405
		ADMIN	OUT	G2x	33405
		CLIN	OUT	G0	DELTA
		CLIN	OUT	G1	DELTA
		CLIN	OUT	G1x	DELTA
C12	33200	ADMIN	OUT	G2	33208
		ADMIN	OUT	G2x	33208
		CLIN	OUT	G0	32480
		CLIN	OUT	G1	32480
		CLIN	OUT	G1	DELTA
		CLIN	OUT	G1x	32480
C12	33201	ADMIN	OUT	G2	33208
		ADMIN	OUT	G2x	33208
		CLIN	OUT	G0	32480
		CLIN	OUT	G1	32480
		CLIN	OUT	G1	DELTA
		CLIN	OUT	G1x	32480
C12	33206	ADMIN	OUT	G2	33208
		ADMIN	OUT	G2x	33208
		CLIN	OUT	G0	33208
		CLIN	OUT	G1	33208
		CLIN	OUT	G1	DELTA
		CLIN	OUT	G1x	33208
C12	33207	ADMIN	OUT	G2	33208
		ADMIN	OUT	G2x	33208
		CLIN	OUT	G0	33208
		CLIN	OUT	G1	33208
		CLIN	OUT	G1	DELTA
		CLIN	OUT	G1x	33208
C12	33210	ADMIN	OUT	G2	33208
		ADMIN	OUT	G2x	33208
		CLIN	OUT	G1	DELTA
C12	33211	ADMIN	OUT	G2	33208
		ADMIN	OUT	G2x	33208
		CLIN	OUT	G1	DELTA
C12	33212	ADMIN	OUT	G2	33208
		ADMIN	OUT	G2x	33208
		CLIN	OUT	G0	33208
		CLIN	OUT	G1	33208
		CLIN	OUT	G1	DELTA
		CLIN	OUT	G1x	33208
C12	33213	ADMIN	OUT	G2	33208
		ADMIN	OUT	G2x	33208
		CLIN	OUT	G0	33208
		CLIN	OUT	G1	33208
		CLIN	OUT	G1	DELTA
		CLIN	OUT	G1x	33208
C12	33214	ADMIN	OUT	G2	33208
		ADMIN	OUT	G2x	33208
		CLIN	OUT	G0	33208
		CLIN	OUT	G1	33208
		CLIN	OUT	G1x	33208

CPEP 12: Cardiothoracic and Vascular Surgery
Data Entry Log

CPEP	PROCCODE	CLINADM	SITE	TIMECAT	SERVREF
C12	33216	ADMIN	OUT	G2	33208
		ADMIN	OUT	G2x	33208
		CLIN	OUT	G0	33208
		CLIN	OUT	G1	33208
		CLIN	OUT	G1	DELTA
		CLIN	OUT	G1x	33208
C12	33217	ADMIN	OUT	G2	33208
		ADMIN	OUT	G2x	33208
		CLIN	OUT	G0	33208
		CLIN	OUT	G1	33208
		CLIN	OUT	G1x	33208
C12	33218	ADMIN	OUT	G2	33208
		ADMIN	OUT	G2x	33208
		CLIN	OUT	G0	33208
		CLIN	OUT	G1	33208
		CLIN	OUT	G1	DELTA
		CLIN	OUT	G1x	33208
C12	33220	ADMIN	OUT	G2	33208
		ADMIN	OUT	G2x	33208
		CLIN	OUT	G0	33208
		CLIN	OUT	G1	33208
		CLIN	OUT	G1x	33208
C12	33222	ADMIN	OUT	G2	33208
		ADMIN	OUT	G2x	33208
		CLIN	OUT	G0	33208
		CLIN	OUT	G1	33208
		CLIN	OUT	G1x	33208
C12	33223	ADMIN	OUT	G2	33208
		ADMIN	OUT	G2x	33208
		CLIN	OUT	G0	33208
		CLIN	OUT	G1	33208
		CLIN	OUT	G1	DELTA
		CLIN	OUT	G1x	33208
C12	33233	ADMIN	OUT	G2	33208
		ADMIN	OUT	G2x	33208
		CLIN	OUT	G0	33208
		CLIN	OUT	G1	33208
		CLIN	OUT	G1	DELTA
		CLIN	OUT	G1x	33208
C12	33234	ADMIN	OUT	G2	33208
		ADMIN	OUT	G2x	33208
		CLIN	OUT	G0	33208
		CLIN	OUT	G1	33208
		CLIN	OUT	G1	DELTA
		CLIN	OUT	G1x	33208
C12	33235	ADMIN	OUT	G2	33208
		ADMIN	OUT	G2x	33208
		CLIN	OUT	G0	33208
		CLIN	OUT	G1	33208
		CLIN	OUT	G1	DELTA
		CLIN	OUT	G1x	33208
C12	33236	ADMIN	OUT	G2	33208
		ADMIN	OUT	G2x	33208
		CLIN	OUT	G0	32480
		CLIN	OUT	G1	32480
		CLIN	OUT	G1x	32480

Data Entry Log
CPEP 14

Data Entry Log
CPEP 15

Data Entry Log
CPEP 13

CPEP 12: Cardiothoracic and Vascular Surgery
Data Entry Log

CPEP	PROCCODE	CLINADM	SITE	TIMECAT	SERVREF
C12	33237	ADMIN	OUT	G2	33208
		ADMIN	OUT	G2x	33208
		CLIN	OUT	G0	32480
		CLIN	OUT	G1	32480
		CLIN	OUT	G1x	32480
C12	33238	ADMIN	OUT	G2	33208
		ADMIN	OUT	G2x	33208
		CLIN	OUT	G0	33405
		CLIN	OUT	G1	33405
		CLIN	OUT	G1	DELTA
CLIN	OUT	G1x	33405		
C12	33240	ADMIN	OUT	G2	33208
		ADMIN	OUT	G2x	33208
		CLIN	OUT	G0	33208
		CLIN	OUT	G1	33208
		CLIN	OUT	G1	DELTA
CLIN	OUT	G1x	33208		
C12	33241	ADMIN	OUT	G2	33208
		ADMIN	OUT	G2x	33208
		CLIN	OUT	G0	33208
		CLIN	OUT	G1	33208
		CLIN	OUT	G1	DELTA
CLIN	OUT	G1x	33208		
C12	33242	ADMIN	OUT	G2	33208
		ADMIN	OUT	G2x	33208
		CLIN	OUT	G0	33208
		CLIN	OUT	G1	33208
		CLIN	OUT	G1	DELTA
CLIN	OUT	G1x	33208		
C12	33243	ADMIN	OUT	G2	33208
		ADMIN	OUT	G2x	33208
		CLIN	OUT	G0	32480
		CLIN	OUT	G1	32480
		CLIN	OUT	G1	DELTA
CLIN	OUT	G1x	32480		
C12	33244	ADMIN	OUT	G2	33208
		ADMIN	OUT	G2x	33208
		CLIN	OUT	G0	33208
		CLIN	OUT	G1	33208
		CLIN	OUT	G1	DELTA
CLIN	OUT	G1x	33208		
C12	33245	ADMIN	OUT	G2	33208
		ADMIN	OUT	G2x	33208
		CLIN	OUT	G0	32480
		CLIN	OUT	G1	32480
		CLIN	OUT	G1	DELTA
CLIN	OUT	G1x	32480		
C12	33246	ADMIN	OUT	G2	33208
		ADMIN	OUT	G2x	33208
		CLIN	OUT	G0	32480
		CLIN	OUT	G1	32480
		CLIN	OUT	G1	DELTA
CLIN	OUT	G1x	32480		
C12	33247	ADMIN	OUT	G2	33208
		ADMIN	OUT	G2x	33208
		CLIN	OUT	G0	33208
		CLIN	OUT	G1	33208
		CLIN	OUT	G1	DELTA
CLIN	OUT	G1x	33208		

CPEP 12: Cardiothoracic and Vascular Surgery
Data Entry Log

CPEP	PROCCODE	CLINADM	SITE	TIMECAT	SERVREF
C12	33249	ADMIN	OUT	G2	33208
		ADMIN	OUT	G2x	33208
		CLIN	OUT	G0	33208
		CLIN	OUT	G1	33208
		CLIN	OUT	G1	DELTA
		CLIN	OUT	G1x	33208
C12	33250	ADMIN	OUT	G2	33405
		ADMIN	OUT	G2x	33405
		CLIN	OUT	G0	DELTA
		CLIN	OUT	G1	DELTA
		CLIN	OUT	G1x	DELTA
C12	33251	ADMIN	OUT	G2	33405
		ADMIN	OUT	G2x	33405
		CLIN	OUT	G0	33405
		CLIN	OUT	G1	33405
		CLIN	OUT	G1x	33405
C12	33260	ADMIN	OUT	G2	33405
		ADMIN	OUT	G2x	33405
		CLIN	OUT	G0	DELTA
		CLIN	OUT	G1	DELTA
		CLIN	OUT	G1x	DELTA
C12	33261	ADMIN	OUT	G2	33405
		ADMIN	OUT	G2x	33405
		CLIN	OUT	G0	33405
		CLIN	OUT	G1	33405
		CLIN	OUT	G1x	33405
C12	33300	ADMIN	OUT	G2	33405
		ADMIN	OUT	G2x	33405
		CLIN	OUT	G0	DELTA
		CLIN	OUT	G1	DELTA
		CLIN	OUT	G1x	DELTA
C12	33305	ADMIN	OUT	G2	33405
		ADMIN	OUT	G2x	33405
		CLIN	OUT	G0	33405
		CLIN	OUT	G1	33405
		CLIN	OUT	G1	DELTA
		CLIN	OUT	G1x	33405
C12	33310	ADMIN	OUT	G2	33405
		ADMIN	OUT	G2x	33405
		CLIN	OUT	G0	DELTA
		CLIN	OUT	G1	DELTA
		CLIN	OUT	G1x	DELTA
C12	33315	ADMIN	OUT	G2	33405
		ADMIN	OUT	G2x	33405
		CLIN	OUT	G0	33405
		CLIN	OUT	G1	33405
		CLIN	OUT	G1	DELTA
		CLIN	OUT	G1x	33405
C12	33320	ADMIN	OUT	G2	33405
		ADMIN	OUT	G2x	33405
		CLIN	OUT	G0	DELTA
		CLIN	OUT	G1	DELTA
		CLIN	OUT	G1x	DELTA
C12	33321	ADMIN	OUT	G2	33405
		ADMIN	OUT	G2x	33405
		CLIN	OUT	G0	DELTA
		CLIN	OUT	G1	DELTA
		CLIN	OUT	G1x	DELTA

Data Entry Log
CPEP 14

Data Entry Log
CPEP 15

Data Entry Log
CPEP 13

CPEP 12: Cardiothoracic and Vascular Surgery
Data Entry Log

CPEP	PROCCODE	CLINADM	SITE	TIMECAT	SERVREF
C12	33322	ADMIN	OUT	G2	33405
		ADMIN	OUT	G2x	33405
		CLIN	OUT	G0	33405
		CLIN	OUT	G1	33405
		CLIN	OUT	G1	DELTA
		CLIN	OUT	G1x	33405
C12	33330	ADMIN	OUT	G2	33405
		ADMIN	OUT	G2	DELTA
		ADMIN	OUT	G2x	33405
		CLIN	OUT	G0	DELTA
		CLIN	OUT	G1	DELTA
		CLIN	OUT	G1x	DELTA
C12	33332	ADMIN	OUT	G2	33405
		ADMIN	OUT	G2	DELTA
		ADMIN	OUT	G2x	33405
		CLIN	OUT	G0	DELTA
		CLIN	OUT	G1	DELTA
		CLIN	OUT	G1x	DELTA
C12	33335	ADMIN	OUT	G2	33405
		ADMIN	OUT	G2	DELTA
		ADMIN	OUT	G2x	33405
		CLIN	OUT	G0	33405
		CLIN	OUT	G1	33405
		CLIN	OUT	G1	DELTA
C12	33350	ADMIN	OUT	G2	33405
		ADMIN	OUT	G2x	33405
		CLIN	OUT	G0	33405
		CLIN	OUT	G1	33405
		CLIN	OUT	G1	DELTA
		CLIN	OUT	G1x	33405
C12	33350	ADMIN	OUT	G2	33405
		ADMIN	OUT	G2x	33405
		CLIN	OUT	G0	33405
		CLIN	OUT	G1	33405
		CLIN	OUT	G1	DELTA
		CLIN	OUT	G1x	33405
C12	33400	ADMIN	OUT	G2	33692
		ADMIN	OUT	G2x	33692
		CLIN	OUT	G0	33692
		CLIN	OUT	G1	33692
		CLIN	OUT	G1	DELTA
		CLIN	OUT	G1x	33692
C12	33401	ADMIN	OUT	G2	33692
		ADMIN	OUT	G2	DELTA
		ADMIN	OUT	G2x	33692
		CLIN	OUT	G0	DELTA
		CLIN	OUT	G1	DELTA
		CLIN	OUT	G1x	DELTA
C12	33403	ADMIN	OUT	G2	33692
		ADMIN	OUT	G2	DELTA
		ADMIN	OUT	G2x	33692
		CLIN	OUT	G0	33692
		CLIN	OUT	G1	33692
		CLIN	OUT	G1x	33692
C12	33404	ADMIN	OUT	G2	33692
		ADMIN	OUT	G2	DELTA
		ADMIN	OUT	G2x	33692
		CLIN	OUT	G0	DELTA
		CLIN	OUT	G1	DELTA
		CLIN	OUT	G1x	DELTA
C12	33406	ADMIN	OUT	G2	33405
		ADMIN	OUT	G2x	33405
		CLIN	OUT	G0	33405
		CLIN	OUT	G1	33405
		CLIN	OUT	G1	DELTA
		CLIN	OUT	G1x	33405

CPEP 12: Cardiothoracic and Vascular Surgery
Data Entry Log

CPEP	PROCCODE	CLINADM	SITE	TIMECAT	SERVREF
C12	33411	ADMIN	OUT	G2	33405
		ADMIN	OUT	G2x	33405
		CLIN	OUT	G0	33405
		CLIN	OUT	G1	33405
		CLIN	OUT	G1	DELTA
		CLIN	OUT	G1x	33405
C12	33412	ADMIN	OUT	G2	33692
		ADMIN	OUT	G2	DELTA
		ADMIN	OUT	G2x	33692
		CLIN	OUT	G0	33692
		CLIN	OUT	G1	33692
		CLIN	OUT	G1	DELTA
C12	33413	ADMIN	OUT	G2	DELTA
		ADMIN	OUT	G2x	DELTA
		CLIN	OUT	G0	33405
		CLIN	OUT	G1	33405
		CLIN	OUT	G1	DELTA
		CLIN	OUT	G1x	33405
C12	33414	ADMIN	OUT	G2	33692
		ADMIN	OUT	G2	DELTA
		ADMIN	OUT	G2x	33692
		CLIN	OUT	G0	33692
		CLIN	OUT	G1	33692
		CLIN	OUT	G1	DELTA
C12	33415	ADMIN	OUT	G2	33692
		ADMIN	OUT	G2x	33692
		CLIN	OUT	G0	33692
		CLIN	OUT	G1	33692
		CLIN	OUT	G1	DELTA
		CLIN	OUT	G1x	33692
C12	33416	ADMIN	OUT	G2	33405
		ADMIN	OUT	G2x	33405
		CLIN	OUT	G0	33405
		CLIN	OUT	G1	33405
		CLIN	OUT	G1x	33405
C12	33417	ADMIN	OUT	G2	33692
		ADMIN	OUT	G2x	33692
		CLIN	OUT	G0	33692
		CLIN	OUT	G1	33692
		CLIN	OUT	G1	DELTA
		CLIN	OUT	G1x	33692
C12	33420	ADMIN	OUT	G2	33405
		ADMIN	OUT	G2x	33405
		CLIN	OUT	G0	DELTA
		CLIN	OUT	G1	DELTA
		CLIN	OUT	G1x	DELTA
C12	33422	ADMIN	OUT	G2	33405
		ADMIN	OUT	G2x	33405
		CLIN	OUT	G0	33405
		CLIN	OUT	G1	33405
		CLIN	OUT	G1	DELTA
		CLIN	OUT	G1x	33405
C12	33425	ADMIN	OUT	G2	33405
		ADMIN	OUT	G2x	33405
		CLIN	OUT	G0	33405
		CLIN	OUT	G1	33405
		CLIN	OUT	G1	DELTA
		CLIN	OUT	G1x	33405

Data Entry Log
CPEP 14

Data Entry Log
CPEP 15

Data Entry Log
CPEP 13

CPEP 12: Cardiothoracic and Vascular Surgery
Data Entry Log

CPEP	PROCCODE	CLINADM	SITE	TIMECAT	SERVREF
C12	33426	ADMIN	OUT	G2	33405
		ADMIN	OUT	G2	DELTA
		ADMIN	OUT	G2x	33405
		CLIN	OUT	G0	33405
		CLIN	OUT	G1	33405
		CLIN	OUT	G1	DELTA
		CLIN	OUT	G1x	33405
C12	33427	ADMIN	OUT	G2	33405
		ADMIN	OUT	G2	DELTA
		ADMIN	OUT	G2x	33405
		CLIN	OUT	G0	33405
		CLIN	OUT	G1	33405
		CLIN	OUT	G1	DELTA
		CLIN	OUT	G1x	33405
C12	33430	ADMIN	OUT	G2	33405
		ADMIN	OUT	G2	DELTA
		ADMIN	OUT	G2x	33405
		CLIN	OUT	G0	33405
		CLIN	OUT	G1	33405
		CLIN	OUT	G1	DELTA
		CLIN	OUT	G1x	33405
C12	33460	ADMIN	OUT	G2	33405
		ADMIN	OUT	G2x	33405
		CLIN	OUT	G0	33405
		CLIN	OUT	G1	33405
		CLIN	OUT	G1	DELTA
		CLIN	OUT	G1x	33405
		C12	33463	ADMIN	OUT
ADMIN	OUT			G2x	33405
CLIN	OUT			G0	33405
CLIN	OUT			G1	33405
CLIN	OUT			G1	DELTA
CLIN	OUT			G1x	33405
C12	33464			ADMIN	OUT
		ADMIN	OUT	G2x	33405
		CLIN	OUT	G0	33405
		CLIN	OUT	G1	33405
		CLIN	OUT	G1	DELTA
		CLIN	OUT	G1x	33405
		C12	33465	ADMIN	OUT
ADMIN	OUT			G2x	33405
CLIN	OUT			G0	33405
CLIN	OUT			G1	33405
CLIN	OUT			G1	DELTA
CLIN	OUT			G1x	33405
C12	33468			ADMIN	OUT
		ADMIN	OUT	G2	DELTA
		ADMIN	OUT	G2x	33692
		CLIN	IN	G1x	33692
		CLIN	OUT	G0	DELTA
		CLIN	OUT	G1	DELTA
		CLIN	OUT	G1x	DELTA
C12	33470	ADMIN	OUT	G2	33692
		ADMIN	OUT	G2	DELTA
		ADMIN	OUT	G2x	33692
		CLIN	OUT	G0	DELTA
		CLIN	OUT	G1	DELTA
		CLIN	OUT	G1x	DELTA

CPEP 12: Cardiothoracic and Vascular Surgery
Data Entry Log

CPEP	PROCCODE	CLINADM	SITE	TIMECAT	SERVREF
C12	33471	ADMIN	OUT	G2	33692
		ADMIN	OUT	G2	DELTA
		ADMIN	OUT	G2x	33692
		CLIN	OUT	G0	DELTA
		CLIN	OUT	G1	DELTA
		CLIN	OUT	G1x	DELTA
C12	33472	ADMIN	OUT	G2	33692
		ADMIN	OUT	G2	DELTA
		ADMIN	OUT	G2x	33692
		CLIN	OUT	G0	DELTA
		CLIN	OUT	G1	DELTA
		CLIN	OUT	G1x	DELTA
C12	33474	ADMIN	OUT	G2	33692
		ADMIN	OUT	G2x	33692
		CLIN	OUT	G0	33692
		CLIN	OUT	G1	33692
		CLIN	OUT	G1	DELTA
		CLIN	OUT	G1x	33692
C12	33475	ADMIN	OUT	G2	33692
		ADMIN	OUT	G2x	33692
		CLIN	OUT	G0	33692
		CLIN	OUT	G1	33692
		CLIN	OUT	G1	33692
		CLIN	OUT	G1x	33692
C12	33476	ADMIN	OUT	G2	33692
		ADMIN	OUT	G2x	33692
		CLIN	OUT	G0	33692
		CLIN	OUT	G1	33692
		CLIN	OUT	G1	DELTA
		CLIN	OUT	G1x	33692
C12	33478	ADMIN	OUT	G2	33692
		ADMIN	OUT	G2x	33692
		CLIN	OUT	G0	33692
		CLIN	OUT	G1	33692
		CLIN	OUT	G1	DELTA
		CLIN	OUT	G1x	33692
C12	33500	ADMIN	OUT	G2	33692
		ADMIN	OUT	G2x	33692
		CLIN	OUT	G0	33692
		CLIN	OUT	G1	33692
		CLIN	OUT	G1	DELTA
		CLIN	OUT	G1x	33692
C12	33501	ADMIN	OUT	G2	33692
		ADMIN	OUT	G2x	33692
		CLIN	OUT	G0	DELTA
		CLIN	OUT	G1	DELTA
		CLIN	OUT	G1x	DELTA
		CLIN	OUT	G1x	DELTA
C12	33502	ADMIN	OUT	G2	33692
		ADMIN	OUT	G2	DELTA
		ADMIN	OUT	G2x	33692
		CLIN	OUT	G0	DELTA
		CLIN	OUT	G1	DELTA
		CLIN	OUT	G1x	DELTA
C12	33503	ADMIN	OUT	G2	33692
		ADMIN	OUT	G2	DELTA
		ADMIN	OUT	G2x	33692
		CLIN	OUT	G0	DELTA
		CLIN	OUT	G1	DELTA
		CLIN	OUT	G1x	DELTA

Data Entry Log
CPEP 14

Data Entry Log
CPEP 15

Data Entry Log
CPEP 13

CPEP 12: Cardiothoracic and Vascular Surgery
Data Entry Log

CPEP	PROCCODE	CLINADM	SITE	TIMECAT	SERVREF
C12	33504	ADMIN	OUT	G2	33692
		ADMIN	OUT	G2	DELTA
		ADMIN	OUT	G2x	33692
		CLIN	OUT	G0	33692
		CLIN	OUT	G1	33692
		CLIN	OUT	G1	DELTA
		CLIN	OUT	G1x	33692
C12	33505	ADMIN	OUT	G2	33692
		ADMIN	OUT	G2	DELTA
		ADMIN	OUT	G2x	33692
		CLIN	OUT	G0	33692
		CLIN	OUT	G1	33692
		CLIN	OUT	G1	DELTA
		CLIN	OUT	G1x	33692
C12	33506	ADMIN	OUT	G2	33692
		ADMIN	OUT	G2	DELTA
		ADMIN	OUT	G2x	33692
		CLIN	OUT	G0	33692
		CLIN	OUT	G1	33692
		CLIN	OUT	G1	DELTA
		CLIN	OUT	G1x	33692
C12	33510	ADMIN	OUT	G2	33533
		ADMIN	OUT	G2x	33533
		CLIN	OUT	G0	33533
		CLIN	OUT	G1	33533
		CLIN	OUT	G1	DELTA
		CLIN	OUT	G1x	33533
C12	33511	ADMIN	OUT	G2	33533
		ADMIN	OUT	G2x	33533
		CLIN	OUT	G0	DELTA
		CLIN	OUT	G1	DELTA
		CLIN	OUT	G1x	DELTA
C12	33512	ADMIN	OUT	G2	33533
		ADMIN	OUT	G2x	33533
		CLIN	OUT	G0	DELTA
		CLIN	OUT	G1	DELTA
		CLIN	OUT	G1x	DELTA
C12	33513	ADMIN	OUT	G2	33533
		ADMIN	OUT	G2x	33533
		CLIN	OUT	G0	DELTA
		CLIN	OUT	G1	DELTA
		CLIN	OUT	G1x	DELTA
C12	33514	ADMIN	OUT	G2	33533
		ADMIN	OUT	G2x	33533
		CLIN	OUT	G0	DELTA
		CLIN	OUT	G1	DELTA
		CLIN	OUT	G1x	DELTA
C12	33516	ADMIN	OUT	G2	33533
		ADMIN	OUT	G2x	33533
		CLIN	OUT	G0	DELTA
		CLIN	OUT	G1	DELTA
		CLIN	OUT	G1x	DELTA
C12	33517	CLIN	OUT	G1	33518
		CLIN	OUT	G1	DELTA
C12	33519	CLIN	OUT	G1	DELTA
C12	33521	CLIN	OUT	G1	DELTA
C12	33522	CLIN	OUT	G1	DELTA

CPEP 12: Cardiothoracic and Vascular Surgery
Data Entry Log

CPEP	PROCCODE	CLINADM	SITE	TIMECAT	SERVREF
C12	33523	CLIN	OUT	G1	DELTA
C12	33530	ADMIN	OUT	G2	DELTA
		CLIN	OUT	G1	DELTA
C12	33534	ADMIN	OUT	G2	33533
		ADMIN	OUT	G2x	33533
		CLIN	OUT	G0	DELTA
		CLIN	OUT	G1	DELTA
		CLIN	OUT	G1x	33533
C12	33535	ADMIN	OUT	G2	33533
		ADMIN	OUT	G2x	33533
		CLIN	OUT	G0	DELTA
		CLIN	OUT	G1	DELTA
		CLIN	OUT	G1x	33533
C12	33536	ADMIN	OUT	G2	33533
		ADMIN	OUT	G2x	33533
		CLIN	OUT	G0	DELTA
		CLIN	OUT	G1	DELTA
		CLIN	OUT	G1x	33533
C12	33542	ADMIN	OUT	G2	33405
		ADMIN	OUT	G2	DELTA
		ADMIN	OUT	G2x	33405
		CLIN	OUT	G0	33405
		CLIN	OUT	G1	33405
		CLIN	OUT	G1	DELTA
		CLIN	OUT	G1x	33405
C12	33545	ADMIN	OUT	G2	33405
		ADMIN	OUT	G2	DELTA
		ADMIN	OUT	G2x	33405
		CLIN	OUT	G0	33405
		CLIN	OUT	G1	33405
		CLIN	OUT	G1	DELTA
		CLIN	OUT	G1x	33405
C12	33572	CLIN	OUT	G1	DELTA
C12	33600	ADMIN	OUT	G2	33692
		ADMIN	OUT	G2	DELTA
		ADMIN	OUT	G2x	33692
		CLIN	OUT	G0	DELTA
		CLIN	OUT	G1	DELTA
		CLIN	OUT	G1x	DELTA
C12	33602	ADMIN	OUT	G2	33692
		ADMIN	OUT	G2	DELTA
		ADMIN	OUT	G2x	33692
		CLIN	OUT	G0	DELTA
		CLIN	OUT	G1	DELTA
		CLIN	OUT	G1x	DELTA
C12	33606	ADMIN	OUT	G2	33692
		ADMIN	OUT	G2	DELTA
		ADMIN	OUT	G2x	33692
		CLIN	OUT	G0	DELTA
		CLIN	OUT	G1	DELTA
		CLIN	OUT	G1x	DELTA
C12	33608	ADMIN	OUT	G2	33692
		ADMIN	OUT	G2	DELTA
		ADMIN	OUT	G2x	33692
		CLIN	OUT	G0	33692
		CLIN	OUT	G1	33692
		CLIN	OUT	G1	DELTA
		CLIN	OUT	G1x	33692

Data Entry Log
CPEP 14

Data Entry Log
CPEP 15

Data Entry Log
CPEP 13

CPEP 12: Cardiothoracic and Vascular Surgery
Data Entry Log

CPEP	PROCCODE	CLINADM	SITE	TIMECAT	SERVREF
C12	33610	ADMIN	OUT	G2	33692
		ADMIN	OUT	G2	DELTA
		ADMIN	OUT	G2x	33692
		CLIN	OUT	G0	DELTA
		CLIN	OUT	G1	DELTA
		CLIN	OUT	G1x	DELTA
C12	33611	ADMIN	OUT	G2	33692
		ADMIN	OUT	G2x	33692
		CLIN	OUT	G0	33692
		CLIN	OUT	G1	33692
		CLIN	OUT	G1x	33692
C12	33612	ADMIN	OUT	G2	33692
		ADMIN	OUT	G2	DELTA
		ADMIN	OUT	G2x	33692
		CLIN	OUT	G0	33692
		CLIN	OUT	G1	33692
		CLIN	OUT	G1	DELTA
C12	33615	ADMIN	OUT	G2	33692
		ADMIN	OUT	G2	DELTA
		ADMIN	OUT	G2x	33692
		CLIN	OUT	G0	33692
		CLIN	OUT	G1	33692
		CLIN	OUT	G1	DELTA
C12	33617	ADMIN	OUT	G2	33692
		ADMIN	OUT	G2	DELTA
		ADMIN	OUT	G2x	33692
		CLIN	OUT	G0	33692
		CLIN	OUT	G1	33692
		CLIN	OUT	G1	DELTA
C12	33619	ADMIN	OUT	G2	33692
		ADMIN	OUT	G2	DELTA
		ADMIN	OUT	G2x	33692
		CLIN	OUT	G0	33692
		CLIN	OUT	G1	33692
		CLIN	OUT	G1	DELTA
C12	33641	ADMIN	OUT	G2	33405
		ADMIN	OUT	G2x	33405
		CLIN	OUT	G0	33405
		CLIN	OUT	G1	33405
		CLIN	OUT	G1	DELTA
		CLIN	OUT	G1x	33405
C12	33645	ADMIN	OUT	G2	33692
		ADMIN	OUT	G2x	33692
		CLIN	OUT	G0	33692
		CLIN	OUT	G1	33692
		CLIN	OUT	G1	DELTA
		CLIN	OUT	G1x	33692
C12	33647	ADMIN	OUT	G2	33692
		ADMIN	OUT	G2x	33692
		CLIN	OUT	G0	33692
		CLIN	OUT	G1	33692
		CLIN	OUT	G1	DELTA
		CLIN	OUT	G1x	33692

CPEP 12: Cardiothoracic and Vascular Surgery
Data Entry Log

CPEP	PROCCODE	CLINADM	SITE	TIMECAT	SERVREF
C12	33660	ADMIN	OUT	G2	33692
		ADMIN	OUT	G2x	33692
		CLIN	OUT	G0	33692
		CLIN	OUT	G1	33692
		CLIN	OUT	G1	DELTA
		CLIN	OUT	G1x	33692
C12	33665	ADMIN	OUT	G2	33692
		ADMIN	OUT	G2x	33692
		CLIN	OUT	G0	33692
		CLIN	OUT	G1	33692
		CLIN	OUT	G1x	33692
C12	33670	ADMIN	OUT	G2	33692
		ADMIN	OUT	G2	DELTA
		ADMIN	OUT	G2x	33692
		CLIN	OUT	G0	33692
		CLIN	OUT	G1	33692
		CLIN	OUT	G1	DELTA
		CLIN	OUT	G1x	33692
C12	33681	ADMIN	OUT	G2	33692
		ADMIN	OUT	G2x	33692
		CLIN	OUT	G0	33692
		CLIN	OUT	G1	33692
		CLIN	OUT	G1	DELTA
		CLIN	OUT	G1x	33692
C12	33684	ADMIN	OUT	G2	33692
		ADMIN	OUT	G2x	33692
		CLIN	OUT	G0	33692
		CLIN	OUT	G1	33692
		CLIN	OUT	G1x	33692
C12	33688	ADMIN	OUT	G2	33692
		ADMIN	OUT	G2x	33692
		CLIN	OUT	G0	33692
		CLIN	OUT	G1	33692
		CLIN	OUT	G1	DELTA
		CLIN	OUT	G1x	33692
C12	33690	ADMIN	OUT	G2	33692
		ADMIN	OUT	G2x	33692
		CLIN	OUT	G0	33692
		CLIN	OUT	G1	33692
		CLIN	OUT	G1	DELTA
		CLIN	OUT	G1x	33692
C12	33694	ADMIN	OUT	G2	33692
		ADMIN	OUT	G2	DELTA
		ADMIN	OUT	G2x	33692
		CLIN	OUT	G0	33692
		CLIN	OUT	G1	33692
		CLIN	OUT	G1	DELTA
		CLIN	OUT	G1x	33692
C12	33696	ADMIN	OUT	G2	33692
		ADMIN	OUT	G2	DELTA
		ADMIN	OUT	G2x	33692
		CLIN	OUT	G0	33692
		CLIN	OUT	G1	33692
		CLIN	OUT	G1	DELTA
		CLIN	OUT	G1x	33692
C12	33697	ADMIN	OUT	G2	33692
		ADMIN	OUT	G2x	33692
		CLIN	OUT	G0	33692
		CLIN	OUT	G1	33692
		CLIN	OUT	G1	DELTA
		CLIN	OUT	G1x	33692

Data Entry Log
CPEP 14

Data Entry Log
CPEP 15

Data Entry Log
CPEP 13

CPEP 12: Cardiothoracic and Vascular Surgery
Data Entry Log

CPEP	PROCCODE	CLINADM	SITE	TIMECAT	SERVREF
C12	33698	ADMIN	OUT	G2	33692
		ADMIN	OUT	G2x	33692
		CLIN	OUT	G0	DELTA
		CLIN	OUT	G1	DELTA
C12	33702	ADMIN	OUT	G2	33692
		ADMIN	OUT	G2x	33692
		CLIN	OUT	G0	33692
		CLIN	OUT	G1	33692
		CLIN	OUT	G1	DELTA
C12	33710	ADMIN	OUT	G2	33692
		ADMIN	OUT	G2x	33692
		CLIN	OUT	G0	33692
		CLIN	OUT	G1	33692
		CLIN	OUT	G1x	33692
C12	33720	ADMIN	OUT	G2	33692
		ADMIN	OUT	G2x	33692
		CLIN	OUT	G0	33692
		CLIN	OUT	G1	33692
		CLIN	OUT	G1	DELTA
C12	33722	ADMIN	OUT	G2	33692
		ADMIN	OUT	G2x	33692
		CLIN	OUT	G0	33692
		CLIN	OUT	G1	33692
		CLIN	OUT	G1	DELTA
C12	33730	ADMIN	OUT	G2	33692
		ADMIN	OUT	G2	DELTA
		ADMIN	OUT	G2x	33692
		CLIN	OUT	G0	33692
		CLIN	OUT	G1	33692
C12	33732	ADMIN	OUT	G2	33692
		ADMIN	OUT	G2x	33692
		CLIN	OUT	G0	33692
		CLIN	OUT	G1	33692
		CLIN	OUT	G1	DELTA
C12	33735	ADMIN	OUT	G2	33692
		ADMIN	OUT	G2	DELTA
		ADMIN	OUT	G2x	33692
		CLIN	OUT	G0	DELTA
		CLIN	OUT	G1	DELTA
C12	33736	ADMIN	OUT	G2	33692
		ADMIN	OUT	G2	DELTA
		ADMIN	OUT	G2x	33692
		CLIN	OUT	G0	33692
		CLIN	OUT	G1	33692
C12	33737	ADMIN	OUT	G2	33692
		ADMIN	OUT	G2	DELTA
		ADMIN	OUT	G2x	33692
		CLIN	OUT	G0	DELTA
		CLIN	OUT	G1	DELTA
C12	33737	ADMIN	OUT	G2	33692
		ADMIN	OUT	G2	DELTA
		ADMIN	OUT	G2x	33692
		CLIN	OUT	G0	DELTA
		CLIN	OUT	G1	DELTA
C12	33737	ADMIN	OUT	G2	33692
		ADMIN	OUT	G2	DELTA
		ADMIN	OUT	G2x	33692
		CLIN	OUT	G0	DELTA
		CLIN	OUT	G1	DELTA
C12	33737	ADMIN	OUT	G2	33692
		ADMIN	OUT	G2	DELTA
		ADMIN	OUT	G2x	33692
		CLIN	OUT	G0	DELTA
		CLIN	OUT	G1	DELTA
C12	33737	ADMIN	OUT	G2	33692
		ADMIN	OUT	G2	DELTA
		ADMIN	OUT	G2x	33692
		CLIN	OUT	G0	DELTA
		CLIN	OUT	G1	DELTA

CPEP 12: Cardiothoracic and Vascular Surgery
Data Entry Log

CPEP	PROCCODE	CLINADM	SITE	TIMECAT	SERVREF
C12	33750	ADMIN	OUT	G2	33692
		ADMIN	OUT	G2	DELTA
		ADMIN	OUT	G2x	33692
		CLIN	OUT	G0	DELTA
		CLIN	OUT	G1	DELTA
		CLIN	OUT	G1x	DELTA
C12	33755	ADMIN	OUT	G2	33692
		ADMIN	OUT	G2	DELTA
		ADMIN	OUT	G2x	33692
		CLIN	OUT	G0	DELTA
		CLIN	OUT	G1	DELTA
		CLIN	OUT	G1x	DELTA
C12	33762	ADMIN	OUT	G2	33692
		ADMIN	OUT	G2	DELTA
		ADMIN	OUT	G2x	33692
		CLIN	OUT	G0	DELTA
		CLIN	OUT	G1	DELTA
		CLIN	OUT	G1x	DELTA
C12	33764	ADMIN	OUT	G2	33692
		ADMIN	OUT	G2	DELTA
		ADMIN	OUT	G2x	33692
		CLIN	OUT	G0	DELTA
		CLIN	OUT	G1	DELTA
		CLIN	OUT	G1x	DELTA
C12	33766	ADMIN	OUT	G2	33692
		ADMIN	OUT	G2x	33692
		CLIN	OUT	G0	DELTA
		CLIN	OUT	G1	DELTA
		CLIN	OUT	G1x	DELTA
		CLIN	OUT	G1x	DELTA
C12	33767	ADMIN	OUT	G2	33692
		ADMIN	OUT	G2x	33692
		CLIN	OUT	G0	33692
		CLIN	OUT	G1	33692
		CLIN	OUT	G1	DELTA
		CLIN	OUT	G1x	33692
C12	33770	ADMIN	OUT	G2	33692
		ADMIN	OUT	G2	DELTA
		ADMIN	OUT	G2x	33692
		CLIN	OUT	G0	33692
		CLIN	OUT	G1	33692
		CLIN	OUT	G1	DELTA
C12	33771	ADMIN	OUT	G2	33692
		ADMIN	OUT	G2	DELTA
		ADMIN	OUT	G2x	33692
		CLIN	OUT	G0	33692
		CLIN	OUT	G1	33692
		CLIN	OUT	G1	DELTA
C12	33774	ADMIN	OUT	G2	33692
		ADMIN	OUT	G2	DELTA
		ADMIN	OUT	G2x	33692
		CLIN	OUT	G0	33692
		CLIN	OUT	G1	33692
		CLIN	OUT	G1	DELTA
C12	33774	ADMIN	OUT	G2	33692
		ADMIN	OUT	G2	DELTA
		ADMIN	OUT	G2x	33692
		CLIN	OUT	G0	33692
		CLIN	OUT	G1	33692
		CLIN	OUT	G1	DELTA
C12	33774	ADMIN	OUT	G2	33692
		ADMIN	OUT	G2	DELTA
		ADMIN	OUT	G2x	33692
		CLIN	OUT	G0	33692
		CLIN	OUT	G1	33692
		CLIN	OUT	G1	DELTA
C12	33774	ADMIN	OUT	G2	33692
		ADMIN	OUT	G2	DELTA
		ADMIN	OUT	G2x	33692
		CLIN	OUT	G0	33692
		CLIN	OUT	G1	33692
		CLIN	OUT	G1	DELTA

Data Entry Log
CPEP 14

Data Entry Log
CPEP 15

Data Entry Log
CPEP 13

CPEP 12: Cardiothoracic and Vascular Surgery
Data Entry Log

CPEP	PROCCODE	CLINADM	SITE	TIMECAT	SERVREF
C12	33775	ADMIN	OUT	G2	33692
		ADMIN	OUT	G2	DELTA
		ADMIN	OUT	G2x	33692
		CLIN	OUT	G0	33692
		CLIN	OUT	G1	33692
		CLIN	OUT	G1	DELTA
		CLIN	OUT	G1x	33692
C12	33776	ADMIN	OUT	G2	33692
		ADMIN	OUT	G2	DELTA
		ADMIN	OUT	G2x	33692
		CLIN	OUT	G0	33692
		CLIN	OUT	G1	33692
		CLIN	OUT	G1	DELTA
		CLIN	OUT	G1x	33692
C12	33777	ADMIN	OUT	G2	33692
		ADMIN	OUT	G2	DELTA
		ADMIN	OUT	G2x	33692
		CLIN	OUT	G0	33692
		CLIN	OUT	G1	33692
		CLIN	OUT	G1	DELTA
		CLIN	OUT	G1x	33692
C12	33778	ADMIN	OUT	G2	33692
		ADMIN	OUT	G2	DELTA
		ADMIN	OUT	G2x	33692
		CLIN	OUT	G0	33692
		CLIN	OUT	G1	33692
		CLIN	OUT	G1	DELTA
		CLIN	OUT	G1x	33692
C12	33779	ADMIN	OUT	G2	33692
		ADMIN	OUT	G2	DELTA
		ADMIN	OUT	G2x	33692
		CLIN	OUT	G0	33692
		CLIN	OUT	G1	33692
		CLIN	OUT	G1	DELTA
		CLIN	OUT	G1x	33692
C12	33780	ADMIN	OUT	G2	33692
		ADMIN	OUT	G2	DELTA
		ADMIN	OUT	G2x	33692
		CLIN	OUT	G0	33692
		CLIN	OUT	G1	33692
		CLIN	OUT	G1	DELTA
		CLIN	OUT	G1x	33692
C12	33781	ADMIN	OUT	G2	33692
		ADMIN	OUT	G2	DELTA
		ADMIN	OUT	G2x	33692
		CLIN	OUT	G0	33692
		CLIN	OUT	G1	33692
		CLIN	OUT	G1	DELTA
		CLIN	OUT	G1x	33692
C12	33786	ADMIN	OUT	G2	33692
		ADMIN	OUT	G2	DELTA
		ADMIN	OUT	G2x	33692
		CLIN	OUT	G0	33692
		CLIN	OUT	G1	33692
		CLIN	OUT	G1	DELTA
		CLIN	OUT	G1x	33692

CPEP 12: Cardiothoracic and Vascular Surgery
Data Entry Log

CPEP	PROCCODE	CLINADM	SITE	TIMECAT	SERVREF
C12	33788	ADMIN	OUT	G2	33692
		ADMIN	OUT	G2	DELTA
		ADMIN	OUT	G2x	33692
		CLIN	OUT	G0	33692
		CLIN	OUT	G1	33692
		CLIN	OUT	G1	DELTA
		CLIN	OUT	G1x	33692
C12	33800	ADMIN	OUT	G2	33692
		ADMIN	OUT	G2x	33692
		CLIN	OUT	G0	DELTA
		CLIN	OUT	G1	DELTA
		CLIN	OUT	G1x	DELTA
C12	33802	ADMIN	OUT	G2	33692
		ADMIN	OUT	G2x	33692
		CLIN	OUT	G0	DELTA
		CLIN	OUT	G1	DELTA
		CLIN	OUT	G1x	DELTA
C12	33803	ADMIN	OUT	G2	33692
		ADMIN	OUT	G2x	33692
		CLIN	OUT	G0	DELTA
		CLIN	OUT	G1	DELTA
		CLIN	OUT	G1x	DELTA
C12	33813	ADMIN	OUT	G2	33692
		ADMIN	OUT	G2x	33692
		CLIN	OUT	G0	DELTA
		CLIN	OUT	G1	DELTA
		CLIN	OUT	G1x	DELTA
C12	33814	ADMIN	OUT	G2	33692
		ADMIN	OUT	G2x	33692
		CLIN	OUT	G0	33692
		CLIN	OUT	G1	33692
		CLIN	OUT	G1	DELTA
		CLIN	OUT	G1x	33692
C12	33820	ADMIN	OUT	G2	33692
		ADMIN	OUT	G2x	33692
		CLIN	OUT	G0	DELTA
		CLIN	OUT	G1	DELTA
		CLIN	OUT	G1x	DELTA
C12	33822	ADMIN	OUT	G2	33692
		ADMIN	OUT	G2x	33692
		CLIN	OUT	G0	DELTA
		CLIN	OUT	G1	DELTA
		CLIN	OUT	G1x	DELTA
C12	33824	ADMIN	OUT	G2	33405
		ADMIN	OUT	G2x	33405
		CLIN	OUT	G0	DELTA
		CLIN	OUT	G1	DELTA
		CLIN	OUT	G1x	DELTA
C12	33840	ADMIN	OUT	G2	33692
		ADMIN	OUT	G2x	33692
		CLIN	OUT	G0	DELTA
		CLIN	OUT	G1	DELTA
		CLIN	OUT	G1x	DELTA
C12	33845	ADMIN	OUT	G2	33692
		ADMIN	OUT	G2x	33692
		CLIN	OUT	G0	DELTA
		CLIN	OUT	G1	DELTA
		CLIN	OUT	G1x	DELTA

Data Entry Log
CPEP 14

Data Entry Log
CPEP 15

Data Entry Log
CPEP 13

CPEP 12: Cardiothoracic and Vascular Surgery
Data Entry Log

CPEP	PROCCODE	CLINADM	SITE	TIMECAT	SERVREF
C12	33851	ADMIN	OUT	G2	33692
		ADMIN	OUT	G2x	33692
		CLIN	OUT	G0	DELTA
		CLIN	OUT	G1	DELTA
		CLIN	OUT	G1x	DELTA
C12	33852	ADMIN	OUT	G2	33692
		ADMIN	OUT	G2x	33692
		CLIN	OUT	G0	DELTA
		CLIN	OUT	G1	DELTA
		CLIN	OUT	G1x	DELTA
C12	33853	ADMIN	OUT	G2	33692
		ADMIN	OUT	G2x	33692
		CLIN	OUT	G0	33692
		CLIN	OUT	G1	33692
		CLIN	OUT	G1	DELTA
C12	33860	ADMIN	OUT	G2	33405
		ADMIN	OUT	G2	DELTA
		ADMIN	OUT	G2x	33405
		CLIN	OUT	G0	33405
		CLIN	OUT	G1	33405
C12	33861	ADMIN	OUT	G2	33405
		ADMIN	OUT	G2	DELTA
		ADMIN	OUT	G2x	33405
		CLIN	OUT	G0	33405
		CLIN	OUT	G1	33405
C12	33863	ADMIN	OUT	G2	33405
		ADMIN	OUT	G2	DELTA
		ADMIN	OUT	G2x	33405
		CLIN	OUT	G0	33405
		CLIN	OUT	G1	33405
C12	33870	ADMIN	OUT	G2	33405
		ADMIN	OUT	G2	DELTA
		ADMIN	OUT	G2x	33405
		CLIN	OUT	G0	33405
		CLIN	OUT	G1	33405
C12	33875	ADMIN	OUT	G2	33405
		ADMIN	OUT	G2	DELTA
		ADMIN	OUT	G2x	33405
		CLIN	OUT	G0	33405
		CLIN	OUT	G1	33405
C12	33877	ADMIN	OUT	G2	33405
		ADMIN	OUT	G2	DELTA
		ADMIN	OUT	G2x	33405
		CLIN	OUT	G0	DELTA
		CLIN	OUT	G1	DELTA

CPEP 12: Cardiothoracic and Vascular Surgery
Data Entry Log

CPEP	PROCCODE	CLINADM	SITE	TIMECAT	SERVREF
C12	33910	ADMIN	OUT	G2	33405
		ADMIN	OUT	G2	DELTA
		ADMIN	OUT	G2x	33405
		CLIN	OUT	G0	33405
		CLIN	OUT	G1	33405
		CLIN	OUT	G1	DELTA
		CLIN	OUT	G1x	33405
C12	33915	ADMIN	OUT	G2	33405
		ADMIN	OUT	G2x	33405
		CLIN	OUT	G0	DELTA
		CLIN	OUT	G1	DELTA
		CLIN	OUT	G1x	DELTA
C12	33916	ADMIN	OUT	G2	33405
		ADMIN	OUT	G2x	33405
		CLIN	OUT	G0	33405
		CLIN	OUT	G1	33405
		CLIN	OUT	G1	DELTA
		CLIN	OUT	G1x	33405
C12	33917	ADMIN	OUT	G2	33692
		ADMIN	OUT	G2x	33692
		CLIN	OUT	G0	33692
		CLIN	OUT	G1	33692
		CLIN	OUT	G1	DELTA
		CLIN	OUT	G1x	33692
C12	33918	ADMIN	OUT	G2	33692
		ADMIN	OUT	G2x	33692
		CLIN	OUT	G0	DELTA
		CLIN	OUT	G1	DELTA
		CLIN	OUT	G1x	DELTA
C12	33919	ADMIN	OUT	G2	33692
		ADMIN	OUT	G2	DELTA
		ADMIN	OUT	G2x	33692
		CLIN	OUT	G0	33692
		CLIN	OUT	G1	33692
		CLIN	OUT	G1	DELTA
		CLIN	OUT	G1x	33692
C12	33920	ADMIN	OUT	G2	33692
		ADMIN	OUT	G2	DELTA
		ADMIN	OUT	G2x	33692
		CLIN	OUT	G0	33692
		CLIN	OUT	G1	33692
		CLIN	OUT	G1	DELTA
		CLIN	OUT	G1x	33692
C12	33922	ADMIN	OUT	G2	33692
		ADMIN	OUT	G2	DELTA
		ADMIN	OUT	G2x	33692
		CLIN	OUT	G0	DELTA
		CLIN	OUT	G1	DELTA
		CLIN	OUT	G1x	DELTA
C12	33960	ADMIN	OUT	G2	33692
		ADMIN	OUT	G2x	33692
		CLIN	OUT	G1	DELTA
C12	33961	ADMIN	OUT	G2	33692
		ADMIN	OUT	G2x	33692
		CLIN	OUT	G1	DELTA
C12	33970	ADMIN	OUT	G2	33405
		ADMIN	OUT	G2x	33405
		CLIN	OUT	G1	DELTA

Data Entry Log
CPEP 14

Data Entry Log
CPEP 15

Data Entry Log
CPEP 13

CPEP 12: Cardiothoracic and Vascular Surgery
Data Entry Log

CPEP	PROCCODE	CLINADM	SITE	TIMECAT	SERVREF
C12	33971	ADMIN	OUT	G2	33405
		ADMIN	OUT	G2x	33405
		CLIN	OUT	G0	33405
		CLIN	OUT	G1	33405
		CLIN	OUT	G1	DELTA
		CLIN	OUT	G1x	33405
C12	33973	CLIN	OUT	G1	DELTA
C12	33974	ADMIN	OUT	G2	33405
		ADMIN	OUT	G2x	33405
		CLIN	OUT	G0	33405
		CLIN	OUT	G1	33405
		CLIN	OUT	G1	DELTA
		CLIN	OUT	G1x	33405
C12	33975	ADMIN	OUT	G2	32480
		ADMIN	OUT	G2	DELTA
		ADMIN	OUT	G2x	32480
		CLIN	OUT	G1	DELTA
		CLIN	OUT	G1x	DELTA
C12	33976	ADMIN	OUT	G2	32480
		ADMIN	OUT	G2	DELTA
		ADMIN	OUT	G2x	32480
		CLIN	OUT	G1	DELTA
		CLIN	OUT	G1x	DELTA
C12	33977	ADMIN	OUT	G2	32480
		ADMIN	OUT	G2	DELTA
		ADMIN	OUT	G2x	32480
		CLIN	OUT	G1	DELTA
		CLIN	OUT	G1x	DELTA
C12	33978	ADMIN	OUT	G2	32480
		ADMIN	OUT	G2	DELTA
		ADMIN	OUT	G2x	32480
		ADMIN	OUT	G2x	33977
		CLIN	OUT	G1	DELTA
		CLIN	OUT	G1x	33977
		CLIN	OUT	G1x	DELTA
C12	34001	ADMIN	OUT	G2	35301
		ADMIN	OUT	G2x	35301
		CLIN	OUT	G0	35301
		CLIN	OUT	G1	35301
		CLIN	OUT	G1	DELTA
		CLIN	OUT	G1x	35301
C12	34051	ADMIN	OUT	G2	DELTA
		ADMIN	OUT	G2x	DELTA
		CLIN	OUT	G0	35301
		CLIN	OUT	G1	35301
		CLIN	OUT	G1	DELTA
		CLIN	OUT	G1x	35301
		CLIN	OUT	G1x	DELTA
C12	34101	ADMIN	OUT	G2	35301
		ADMIN	OUT	G2x	35301
		CLIN	OUT	G0	35301
		CLIN	OUT	G1	35301
		CLIN	OUT	G1	DELTA
		CLIN	OUT	G1x	35301
C12	34111	ADMIN	OUT	G2	35301
		ADMIN	OUT	G2x	35301
		CLIN	OUT	G0	35301
		CLIN	OUT	G1	35301
		CLIN	OUT	G1	DELTA
		CLIN	OUT	G1x	35301

CPEP 12: Cardiothoracic and Vascular Surgery
Data Entry Log

CPEP	PROCCODE	CLINADM	SITE	TIMECAT	SERVREF
C12	34151	ADMIN	OUT	G2	35301
		ADMIN	OUT	G2x	35301
		CLIN	OUT	G0	DELTA
		CLIN	OUT	G1	DELTA
		CLIN	OUT	G1x	DELTA
C12	34201	ADMIN	OUT	G2	35301
		ADMIN	OUT	G2x	35301
		CLIN	OUT	G0	DELTA
		CLIN	OUT	G1	DELTA
		CLIN	OUT	G1x	DELTA
C12	34203	ADMIN	OUT	G2	35585
		ADMIN	OUT	G2	DELTA
		ADMIN	OUT	G2x	35585
		CLIN	OUT	G0	35585
		CLIN	OUT	G1	35585
		CLIN	OUT	G1	DELTA
		CLIN	OUT	G1x	35585
C12	34401	ADMIN	OUT	G2	DELTA
		ADMIN	OUT	G2x	36830
		CLIN	OUT	G0	DELTA
		CLIN	OUT	G1	DELTA
		CLIN	OUT	G1x	DELTA
C12	34421	ADMIN	OUT	G2	DELTA
		ADMIN	OUT	G2x	36830
		CLIN	OUT	G0	DELTA
		CLIN	OUT	G1	DELTA
		CLIN	OUT	G1x	DELTA
C12	34451	ADMIN	OUT	G2	DELTA
		ADMIN	OUT	G2x	36830
		CLIN	OUT	G0	DELTA
		CLIN	OUT	G1	DELTA
		CLIN	OUT	G1x	DELTA
C12	34471	ADMIN	OUT	G2	DELTA
		ADMIN	OUT	G2x	36830
		CLIN	OUT	G0	DELTA
		CLIN	OUT	G1	DELTA
		CLIN	OUT	G1x	DELTA
C12	34490	ADMIN	OUT	G2	36830
		ADMIN	OUT	G2x	36830
		CLIN	OUT	G0	DELTA
		CLIN	OUT	G1	DELTA
		CLIN	OUT	G1x	36830
		CLIN	OUT	G1x	DELTA
C12	34501	ADMIN	OUT	G2	DELTA
		ADMIN	OUT	G2x	DELTA
		CLIN	OUT	G0	DELTA
		CLIN	OUT	G1	DELTA
		CLIN	OUT	G1x	37720
		CLIN	OUT	G1x	DELTA
C12	34502	ADMIN	OUT	G2	DELTA
		ADMIN	OUT	G2x	36830
		CLIN	OUT	G0	DELTA
		CLIN	OUT	G1	DELTA
		CLIN	OUT	G1x	DELTA
C12	34510	ADMIN	OUT	G2	DELTA
		ADMIN	OUT	G2x	DELTA
		CLIN	OUT	G0	DELTA
		CLIN	OUT	G1	DELTA
		CLIN	OUT	G1x	37720
		CLIN	OUT	G1x	DELTA

Data Entry Log
CPEP 14

Data Entry Log
CPEP 15

Data Entry Log
CPEP 13

CPEP 12: Cardiothoracic and Vascular Surgery
Data Entry Log

CPEP	PROCCODE	CLINADM	SITE	TIMECAT	SERVREF
C12	34520	ADMIN	OUT	G2	35301
		ADMIN	OUT	G2x	35301
		CLIN	OUT	G0	DELTA
		CLIN	OUT	G1	DELTA
		CLIN	OUT	G1x	DELTA
C12	34530	ADMIN	OUT	G2	35301
		ADMIN	OUT	G2x	35301
		CLIN	OUT	G0	DELTA
		CLIN	OUT	G1	DELTA
		CLIN	OUT	G1x	DELTA
C12	35001	ADMIN	OUT	G2	35301
		ADMIN	OUT	G2x	35301
		CLIN	OUT	G0	35301
		CLIN	OUT	G1	35301
		CLIN	OUT	G1	DELTA
		CLIN	OUT	G1x	35301
C12	35002	ADMIN	OUT	G2	DELTA
		ADMIN	OUT	G2x	DELTA
		CLIN	OUT	G0	35301
		CLIN	OUT	G1	35301
		CLIN	OUT	G1	DELTA
		CLIN	OUT	G1x	35301
		CLIN	OUT	G1x	DELTA
C12	35005	ADMIN	OUT	G2	35301
		ADMIN	OUT	G2x	35301
		CLIN	OUT	G0	35301
		CLIN	OUT	G1	35301
		CLIN	OUT	G1x	35301
C12	35011	ADMIN	OUT	G2	35301
		ADMIN	OUT	G2x	35301
		CLIN	OUT	G0	35301
		CLIN	OUT	G1	35301
		CLIN	OUT	G1	DELTA
		CLIN	OUT	G1x	35301
C12	35013	ADMIN	OUT	G2	35301
		ADMIN	OUT	G2x	35301
		CLIN	OUT	G0	35301
		CLIN	OUT	G1	35301
		CLIN	OUT	G1	DELTA
		CLIN	OUT	G1x	35301
C12	35021	ADMIN	OUT	G2	DELTA
		ADMIN	OUT	G2x	DELTA
		CLIN	OUT	G0	35301
		CLIN	OUT	G1	35301
		CLIN	OUT	G1	DELTA
		CLIN	OUT	G1x	35301
		CLIN	OUT	G1x	DELTA
C12	35022	ADMIN	OUT	G2	35301
		ADMIN	OUT	G2x	35301
		CLIN	OUT	G0	35301
		CLIN	OUT	G1	35301
		CLIN	OUT	G1	DELTA
		CLIN	OUT	G1x	35301
C12	35045	ADMIN	OUT	G2	35301
		ADMIN	OUT	G2x	35301
		CLIN	OUT	G0	35301
		CLIN	OUT	G1	35301
		CLIN	OUT	G1	DELTA
		CLIN	OUT	G1x	35301

CPEP 12: Cardiothoracic and Vascular Surgery
Data Entry Log

CPEP	PROCCODE	CLINADM	SITE	TIMECAT	SERVREF
C12	35081	ADMIN	OUT	G2	35301
		ADMIN	OUT	G2x	35301
		CLIN	OUT	G0	DELTA
		CLIN	OUT	G1	DELTA
		CLIN	OUT	G1x	DELTA
C12	35082	ADMIN	OUT	G2	35301
		ADMIN	OUT	G2x	35301
		CLIN	OUT	G0	DELTA
		CLIN	OUT	G1	DELTA
		CLIN	OUT	G1x	DELTA
C12	35091	ADMIN	OUT	G2	35301
		ADMIN	OUT	G2x	35301
		CLIN	OUT	G0	DELTA
		CLIN	OUT	G1	DELTA
		CLIN	OUT	G1x	DELTA
C12	35092	ADMIN	OUT	G2	35301
		ADMIN	OUT	G2	DELTA
		ADMIN	OUT	G2x	35301
		CLIN	OUT	G0	DELTA
		CLIN	OUT	G1	DELTA
		CLIN	OUT	G1x	DELTA
C12	35102	ADMIN	OUT	G2	35301
		ADMIN	OUT	G2x	35301
		CLIN	OUT	G0	DELTA
		CLIN	OUT	G1	DELTA
		CLIN	OUT	G1x	DELTA
C12	35103	ADMIN	OUT	G2	35301
		ADMIN	OUT	G2	DELTA
		ADMIN	OUT	G2x	35301
		CLIN	OUT	G0	DELTA
		CLIN	OUT	G1	DELTA
		CLIN	OUT	G1x	DELTA
C12	35111	ADMIN	OUT	G2	35301
		ADMIN	OUT	G2x	35301
		CLIN	OUT	G0	DELTA
		CLIN	OUT	G1	DELTA
		CLIN	OUT	G1x	DELTA
C12	35112	ADMIN	OUT	G2	35301
		ADMIN	OUT	G2	DELTA
		ADMIN	OUT	G2x	35301
		CLIN	OUT	G0	DELTA
		CLIN	OUT	G1	DELTA
		CLIN	OUT	G1x	DELTA
C12	35121	ADMIN	OUT	G2	35301
		ADMIN	OUT	G2x	35301
		CLIN	OUT	G0	DELTA
		CLIN	OUT	G1	DELTA
		CLIN	OUT	G1x	DELTA
C12	35122	ADMIN	OUT	G2	35301
		ADMIN	OUT	G2	DELTA
		ADMIN	OUT	G2x	35301
		CLIN	OUT	G0	DELTA
		CLIN	OUT	G1	DELTA
		CLIN	OUT	G1x	DELTA
C12	35131	ADMIN	OUT	G2	35301
		ADMIN	OUT	G2x	35301
		CLIN	OUT	G0	DELTA
		CLIN	OUT	G1	DELTA
		CLIN	OUT	G1x	DELTA

Data Entry Log
CPEP 14

Data Entry Log
CPEP 15

Data Entry Log
CPEP 13

CPEP 12: Cardiothoracic and Vascular Surgery
Data Entry Log

CPEP	PROCCODE	CLINADM	SITE	TIMECAT	SERVREF
C12	35132	ADMIN	OUT	G2	35301
		ADMIN	OUT	G2	DELTA
		ADMIN	OUT	G2x	35301
		CLIN	OUT	G0	DELTA
		CLIN	OUT	G1	DELTA
		CLIN	OUT	G1x	DELTA
C12	35141	ADMIN	OUT	G2	35301
		ADMIN	OUT	G2x	35301
		CLIN	OUT	G0	DELTA
		CLIN	OUT	G1	DELTA
		CLIN	OUT	G1x	DELTA
C12	35142	ADMIN	OUT	G2	35301
		ADMIN	OUT	G2x	35301
		CLIN	OUT	G0	DELTA
		CLIN	OUT	G1	DELTA
		CLIN	OUT	G1x	DELTA
C12	35151	ADMIN	OUT	G2	35585
		ADMIN	OUT	G2	DELTA
		ADMIN	OUT	G2x	35585
		CLIN	OUT	G0	35585
		CLIN	OUT	G1	35585
		CLIN	OUT	G1	DELTA
C12	35152	ADMIN	OUT	G2	35585
		ADMIN	OUT	G2	DELTA
		ADMIN	OUT	G2x	35585
		CLIN	OUT	G0	35585
		CLIN	OUT	G0	DELTA
		CLIN	OUT	G1	35585
		CLIN	OUT	G1	DELTA
		CLIN	OUT	G1x	35585
C12	35161	ADMIN	OUT	G2	DELTA
		ADMIN	OUT	G2x	DELTA
		CLIN	OUT	G0	35585
		CLIN	OUT	G1	35585
		CLIN	OUT	G1	DELTA
		CLIN	OUT	G1x	35585
C12	35162	ADMIN	OUT	G2	DELTA
		ADMIN	OUT	G2x	DELTA
		CLIN	OUT	G0	DELTA
		CLIN	OUT	G1	DELTA
		CLIN	OUT	G1x	DELTA
C12	35180	ADMIN	OUT	G2	35301
		ADMIN	OUT	G2x	35301
		CLIN	OUT	G0	35301
		CLIN	OUT	G1	35301
		CLIN	OUT	G1	DELTA
		CLIN	OUT	G1x	35301
C12	35182	ADMIN	OUT	G2	35301
		ADMIN	OUT	G2x	35301
		CLIN	OUT	G0	DELTA
		CLIN	OUT	G1	DELTA
		CLIN	OUT	G1x	DELTA
C12	35184	ADMIN	OUT	G2	35301
		ADMIN	OUT	G2x	35301
		CLIN	OUT	G0	DELTA
		CLIN	OUT	G1	DELTA
		CLIN	OUT	G1x	DELTA

CPEP 12: Cardiothoracic and Vascular Surgery
Data Entry Log

CPEP	PROCCODE	CLINADM	SITE	TIMECAT	SERVREF
C12	35188	ADMIN	OUT	G2	35301
		ADMIN	OUT	G2x	35301
		CLIN	OUT	G0	35301
		CLIN	OUT	G1	35301
		CLIN	OUT	G1	DELTA
		CLIN	OUT	G1x	35301
C12	35189	ADMIN	OUT	G2	35301
		ADMIN	OUT	G2x	35301
		CLIN	OUT	G0	DELTA
		CLIN	OUT	G1	DELTA
		CLIN	OUT	G1x	DELTA
C12	35190	ADMIN	OUT	G2	35301
		ADMIN	OUT	G2x	35301
		CLIN	OUT	G0	DELTA
		CLIN	OUT	G1	DELTA
		CLIN	OUT	G1x	DELTA
C12	35201	ADMIN	OUT	G2	35301
		ADMIN	OUT	G2x	35301
		CLIN	OUT	G0	35301
		CLIN	OUT	G1	35301
		CLIN	OUT	G1	DELTA
		CLIN	OUT	G1x	35301
C12	35206	ADMIN	OUT	G2	35301
		ADMIN	OUT	G2x	35301
		CLIN	OUT	G0	35301
		CLIN	OUT	G1	35301
		CLIN	OUT	G1	DELTA
		CLIN	OUT	G1x	35301
C12	35211	ADMIN	OUT	G2	33405
		ADMIN	OUT	G2x	33405
		CLIN	OUT	G0	33405
		CLIN	OUT	G1	33405
		CLIN	OUT	G1	DELTA
		CLIN	OUT	G1x	33405
C12	35216	ADMIN	OUT	G2	33405
		ADMIN	OUT	G2	DELTA
		ADMIN	OUT	G2x	33405
		CLIN	OUT	G0	33405
		CLIN	OUT	G1	33405
		CLIN	OUT	G1	DELTA
		CLIN	OUT	G1x	33405
C12	35221	ADMIN	OUT	G2	35301
		ADMIN	OUT	G2x	35301
		CLIN	OUT	G0	DELTA
		CLIN	OUT	G1	DELTA
		CLIN	OUT	G1x	DELTA
C12	35226	ADMIN	OUT	G2	35301
		ADMIN	OUT	G2x	35301
		CLIN	OUT	G0	DELTA
		CLIN	OUT	G1	DELTA
		CLIN	OUT	G1x	DELTA
C12	35231	ADMIN	OUT	G2	35301
		ADMIN	OUT	G2x	35301
		CLIN	OUT	G0	35301
		CLIN	OUT	G1	35301
		CLIN	OUT	G1	DELTA
		CLIN	OUT	G1x	35301

Data Entry Log
CPEP 14

Data Entry Log
CPEP 15

Data Entry Log
CPEP 13

CPEP 12: Cardiothoracic and Vascular Surgery
Data Entry Log

CPEP	PROCCODE	CLINADM	SITE	TIMECAT	SERVREF
C12	35236	ADMIN	OUT	G2	35301
		ADMIN	OUT	G2x	35301
		CLIN	OUT	G0	35301
		CLIN	OUT	G1	35301
		CLIN	OUT	G1	DELTA
		CLIN	OUT	G1x	35301
C12	35241	ADMIN	OUT	G2	33405
		ADMIN	OUT	G2	DELTA
		ADMIN	OUT	G2x	33405
		CLIN	OUT	G0	33405
		CLIN	OUT	G1	33405
		CLIN	OUT	G1	DELTA
C12	35246	ADMIN	OUT	G2	33405
		ADMIN	OUT	G2	DELTA
		ADMIN	OUT	G2x	33405
		CLIN	OUT	G0	33405
		CLIN	OUT	G1	33405
		CLIN	OUT	G1	DELTA
C12	35251	ADMIN	OUT	G2	35301
		ADMIN	OUT	G2x	35301
		CLIN	OUT	G0	DELTA
		CLIN	OUT	G1	DELTA
		CLIN	OUT	G1x	DELTA
		C12	35256	ADMIN	OUT
ADMIN	OUT			G2x	35301
CLIN	OUT			G0	DELTA
CLIN	OUT			G1	DELTA
CLIN	OUT			G1x	DELTA
C12	35261			ADMIN	OUT
		ADMIN	OUT	G2x	35301
		CLIN	OUT	G0	35301
		CLIN	OUT	G1	35301
		CLIN	OUT	G1	DELTA
		CLIN	OUT	G1x	35301
C12	35266	ADMIN	OUT	G2	35301
		ADMIN	OUT	G2x	35301
		CLIN	OUT	G0	35301
		CLIN	OUT	G1	35301
		CLIN	OUT	G1	DELTA
		CLIN	OUT	G1x	35301
C12	35271	ADMIN	OUT	G2	33405
		ADMIN	OUT	G2	DELTA
		ADMIN	OUT	G2x	33405
		CLIN	OUT	G0	33405
		CLIN	OUT	G1	33405
		CLIN	OUT	G1	DELTA
C12	35276	ADMIN	OUT	G2	33405
		ADMIN	OUT	G2	DELTA
		ADMIN	OUT	G2x	33405
		CLIN	OUT	G0	33405
		CLIN	OUT	G1	33405
		CLIN	OUT	G1	DELTA
C12	35281	ADMIN	OUT	G2	35301
		ADMIN	OUT	G2x	35301
		CLIN	OUT	G0	DELTA
		CLIN	OUT	G1	DELTA
		CLIN	OUT	G1x	DELTA
		CLIN	OUT	G1x	DELTA

CPEP 12: Cardiothoracic and Vascular Surgery
Data Entry Log

CPEP	PROCCODE	CLINADM	SITE	TIMECAT	SERVREF
C12	35286	ADMIN	OUT	G2	35301
		ADMIN	OUT	G2x	35301
		CLIN	OUT	G0	DELTA
		CLIN	OUT	G1	DELTA
		CLIN	OUT	G1x	DELTA
C12	35311	ADMIN	OUT	G2	DELTA
		ADMIN	OUT	G2x	DELTA
		CLIN	OUT	G0	35301
		CLIN	OUT	G1	35301
		CLIN	OUT	G1	DELTA
		CLIN	OUT	G1x	35301
		CLIN	OUT	G1x	DELTA
C12	35321	ADMIN	OUT	G2	35301
		ADMIN	OUT	G2x	35301
		CLIN	OUT	G0	35301
		CLIN	OUT	G1	35301
		CLIN	OUT	G1	DELTA
		CLIN	OUT	G1x	35301
C12	35331	ADMIN	OUT	G2	35301
		ADMIN	OUT	G2x	35301
		CLIN	OUT	G0	DELTA
		CLIN	OUT	G1	DELTA
		CLIN	OUT	G1x	DELTA
C12	35341	ADMIN	OUT	G2	35301
		ADMIN	OUT	G2x	35301
		CLIN	OUT	G0	DELTA
		CLIN	OUT	G1	DELTA
		CLIN	OUT	G1x	DELTA
C12	35351	ADMIN	OUT	G2	35301
		ADMIN	OUT	G2x	35301
		CLIN	OUT	G0	DELTA
		CLIN	OUT	G1	DELTA
		CLIN	OUT	G1x	DELTA
C12	35355	ADMIN	OUT	G2	35301
		ADMIN	OUT	G2x	35301
		CLIN	OUT	G0	DELTA
		CLIN	OUT	G1	DELTA
		CLIN	OUT	G1x	DELTA
C12	35361	ADMIN	OUT	G2	35301
		ADMIN	OUT	G2x	35301
		CLIN	OUT	G0	DELTA
		CLIN	OUT	G1	DELTA
		CLIN	OUT	G1x	DELTA
C12	35363	ADMIN	OUT	G2	35301
		ADMIN	OUT	G2x	35301
		CLIN	OUT	G0	DELTA
		CLIN	OUT	G1	DELTA
		CLIN	OUT	G1x	DELTA
C12	35371	ADMIN	OUT	G2	35301
		ADMIN	OUT	G2x	35301
		CLIN	OUT	G0	DELTA
		CLIN	OUT	G1	DELTA
		CLIN	OUT	G1x	DELTA
C12	35372	ADMIN	OUT	G2	35301
		ADMIN	OUT	G2x	35301
		CLIN	OUT	G0	DELTA
		CLIN	OUT	G1	DELTA
		CLIN	OUT	G1x	DELTA

Data Entry Log
CPEP 14

Data Entry Log
CPEP 15

Data Entry Log
CPEP 13

CPEP 12: Cardiothoracic and Vascular Surgery
Data Entry Log

CPEP	PROCCODE	CLINADM	SITE	TIMECAT	SERVREF
C12	35381	ADMIN	OUT	G2	35585
		ADMIN	OUT	G2	DELTA
		ADMIN	OUT	G2x	35585
		CLIN	OUT	G0	35585
		CLIN	OUT	G1	35585
		CLIN	OUT	G1	DELTA
		CLIN	OUT	G1x	35585
C12	35390	CLIN	OUT	G1	DELTA
C12	35450	ADMIN	OUT	G2	DELTA
		CLIN	OUT	G0	DELTA
		CLIN	OUT	G1	DELTA
C12	35452	ADMIN	OUT	G2	DELTA
		CLIN	OUT	G0	DELTA
		CLIN	OUT	G1	DELTA
C12	35454	ADMIN	OUT	G2	DELTA
		CLIN	OUT	G0	DELTA
		CLIN	OUT	G1	DELTA
C12	35456	ADMIN	OUT	G2	DELTA
		CLIN	OUT	G0	DELTA
		CLIN	OUT	G1	DELTA
C12	35458	ADMIN	OUT	G2	DELTA
		CLIN	OUT	G0	DELTA
		CLIN	OUT	G1	DELTA
C12	35459	ADMIN	OUT	G2	DELTA
		CLIN	OUT	G0	DELTA
		CLIN	OUT	G1	DELTA
C12	35460	ADMIN	OUT	G2	DELTA
		CLIN	OUT	G0	DELTA
		CLIN	OUT	G1	DELTA
C12	35470	ADMIN	OUT	G2	DELTA
		CLIN	OUT	G0	DELTA
		CLIN	OUT	G1	DELTA
C12	35471	ADMIN	OUT	G2	DELTA
		CLIN	OUT	G0	DELTA
		CLIN	OUT	G1	DELTA
C12	35472	ADMIN	OUT	G2	DELTA
		CLIN	OUT	G0	DELTA
		CLIN	OUT	G1	DELTA
C12	35473	ADMIN	OUT	G2	DELTA
		CLIN	OUT	G0	DELTA
		CLIN	OUT	G1	DELTA
C12	35475	ADMIN	OUT	G2	DELTA
		CLIN	OUT	G0	DELTA
		CLIN	OUT	G1	DELTA
C12	35476	ADMIN	OUT	G2	DELTA
		CLIN	OUT	G0	DELTA
		CLIN	OUT	G1	DELTA
C12	35480	ADMIN	OUT	G2	DELTA
		CLIN	OUT	G0	DELTA
		CLIN	OUT	G1	DELTA
C12	35481	ADMIN	OUT	G2	DELTA
		CLIN	OUT	G0	DELTA
		CLIN	OUT	G1	DELTA

CPEP 12: Cardiothoracic and Vascular Surgery
Data Entry Log

CPEP	PROCCODE	CLINADM	SITE	TIMECAT	SERVREF
C12	35482	ADMIN	OUT	G2	DELTA
		CLIN	OUT	G0	DELTA
		CLIN	OUT	G1	DELTA
C12	35483	ADMIN	OUT	G2	DELTA
		CLIN	OUT	G0	DELTA
		CLIN	OUT	G1	DELTA
C12	35484	ADMIN	OUT	G2	DELTA
		CLIN	OUT	G0	DELTA
		CLIN	OUT	G1	DELTA
C12	35485	ADMIN	OUT	G2	DELTA
		CLIN	OUT	G0	DELTA
		CLIN	OUT	G1	DELTA
C12	35490	ADMIN	OUT	G2	DELTA
		CLIN	OUT	G0	DELTA
		CLIN	OUT	G1	DELTA
C12	35491	ADMIN	OUT	G2	DELTA
		CLIN	OUT	G0	DELTA
		CLIN	OUT	G1	DELTA
C12	35492	ADMIN	OUT	G2	DELTA
		CLIN	OUT	G0	DELTA
		CLIN	OUT	G1	DELTA
C12	35493	ADMIN	OUT	G2	DELTA
		CLIN	OUT	G0	DELTA
		CLIN	OUT	G1	DELTA
C12	35494	ADMIN	OUT	G2	DELTA
		CLIN	OUT	G0	DELTA
		CLIN	OUT	G1	DELTA
C12	35495	ADMIN	OUT	G2	DELTA
		CLIN	OUT	G0	DELTA
		CLIN	OUT	G1	DELTA
C12	35501	ADMIN	OUT	G2	35301
		ADMIN	OUT	G2x	35301
		CLIN	OUT	G0	35301
		CLIN	OUT	G1	35301
		CLIN	OUT	G1x	35301
C12	35506	ADMIN	OUT	G2	35301
		ADMIN	OUT	G2x	35301
		CLIN	OUT	G0	35301
		CLIN	OUT	G1	35301
		CLIN	OUT	G1	DELTA
C12	35507	ADMIN	OUT	G2	35301
		ADMIN	OUT	G2x	35301
		CLIN	OUT	G0	35301
		CLIN	OUT	G1	35301
		CLIN	OUT	G1	DELTA
C12	35508	ADMIN	OUT	G2	35301
		ADMIN	OUT	G2x	35301
		CLIN	OUT	G0	35301
		CLIN	OUT	G1	35301
		CLIN	OUT	G1	DELTA
		CLIN	OUT	G1x	35301

Data Entry Log
CPEP 14

Data Entry Log
CPEP 15

Data Entry Log
CPEP 13

CPEP 12: Cardiothoracic and Vascular Surgery
Data Entry Log

CPEP	PROCCODE	CLINADM	SITE	TIMECAT	SERVREF
C12	35509	ADMIN	OUT	G2	35301
		ADMIN	OUT	G2x	35301
		CLIN	OUT	G0	35301
		CLIN	OUT	G1	35301
		CLIN	OUT	G1	DELTA
		CLIN	OUT	G1x	35301
C12	35511	ADMIN	OUT	G2	35301
		ADMIN	OUT	G2x	35301
		CLIN	OUT	G0	35301
		CLIN	OUT	G1	35301
		CLIN	OUT	G1	DELTA
		CLIN	OUT	G1x	35301
C12	35515	ADMIN	OUT	G2	35301
		ADMIN	OUT	G2x	35301
		CLIN	OUT	G0	35301
		CLIN	OUT	G1	35301
		CLIN	OUT	G1	DELTA
		CLIN	OUT	G1x	35301
C12	35516	ADMIN	OUT	G2	35301
		ADMIN	OUT	G2x	35301
		CLIN	OUT	G0	35301
		CLIN	OUT	G1	35301
		CLIN	OUT	G1	DELTA
		CLIN	OUT	G1x	35301
C12	35518	ADMIN	OUT	G2	35301
		ADMIN	OUT	G2x	35301
		CLIN	OUT	G0	35301
		CLIN	OUT	G1	35301
		CLIN	OUT	G1x	35301
C12	35521	ADMIN	OUT	G2	35301
		ADMIN	OUT	G2x	35301
		CLIN	OUT	G0	DELTA
		CLIN	OUT	G1	DELTA
		CLIN	OUT	G1x	DELTA
C12	35526	ADMIN	OUT	G2	DELTA
		ADMIN	OUT	G2x	DELTA
		CLIN	OUT	G0	35301
		CLIN	OUT	G1	35301
		CLIN	OUT	G1	DELTA
		CLIN	OUT	G1x	35301
CLIN	OUT	G1x	DELTA		
C12	35531	ADMIN	OUT	G2	35301
		ADMIN	OUT	G2x	35301
		CLIN	OUT	G0	DELTA
		CLIN	OUT	G1	DELTA
		CLIN	OUT	G1x	DELTA
C12	35533	ADMIN	OUT	G2	35301
		ADMIN	OUT	G2x	35301
		CLIN	OUT	G0	DELTA
		CLIN	OUT	G1	DELTA
		CLIN	OUT	G1x	DELTA
C12	35536	ADMIN	OUT	G2	35301
		ADMIN	OUT	G2x	35301
		CLIN	OUT	G0	DELTA
		CLIN	OUT	G1	DELTA
		CLIN	OUT	G1x	DELTA

CPEP 12: Cardiothoracic and Vascular Surgery
Data Entry Log

CPEP	PROCCODE	CLINADM	SITE	TIMECAT	SERVREF
C12	35541	ADMIN	OUT	G2	35301
		ADMIN	OUT	G2x	35301
		CLIN	OUT	G0	DELTA
		CLIN	OUT	G1	DELTA
		CLIN	OUT	G1x	DELTA
C12	35546	ADMIN	OUT	G2	35301
		ADMIN	OUT	G2x	35301
		CLIN	OUT	G0	DELTA
		CLIN	OUT	G1	DELTA
		CLIN	OUT	G1x	DELTA
C12	35548	ADMIN	OUT	G2	35301
		ADMIN	OUT	G2x	35301
		CLIN	OUT	G0	DELTA
		CLIN	OUT	G1	DELTA
		CLIN	OUT	G1x	DELTA
C12	35549	ADMIN	OUT	G2	35301
		ADMIN	OUT	G2x	35301
		CLIN	OUT	G0	DELTA
		CLIN	OUT	G1	DELTA
		CLIN	OUT	G1x	DELTA
C12	35551	ADMIN	OUT	G2	35301
		ADMIN	OUT	G2x	35301
		CLIN	OUT	G0	DELTA
		CLIN	OUT	G1	DELTA
		CLIN	OUT	G1x	DELTA
C12	35556	ADMIN	OUT	G2	DELTA
		ADMIN	OUT	G2x	DELTA
		CLIN	OUT	G0	DELTA
		CLIN	OUT	G1	DELTA
		CLIN	OUT	G1x	DELTA
C12	35558	ADMIN	OUT	G2	DELTA
		ADMIN	OUT	G2x	DELTA
		CLIN	OUT	G0	DELTA
		CLIN	OUT	G1	DELTA
		CLIN	OUT	G1x	DELTA
C12	35560	ADMIN	OUT	G2	35301
		ADMIN	OUT	G2x	35301
		CLIN	OUT	G0	DELTA
		CLIN	OUT	G1	DELTA
		CLIN	OUT	G1x	DELTA
C12	35563	ADMIN	OUT	G2	35301
		ADMIN	OUT	G2x	35301
		CLIN	OUT	G0	DELTA
		CLIN	OUT	G1	DELTA
		CLIN	OUT	G1x	DELTA
C12	35565	ADMIN	OUT	G2	35301
		ADMIN	OUT	G2x	35301
		CLIN	OUT	G0	DELTA
		CLIN	OUT	G1	DELTA
		CLIN	OUT	G1x	DELTA
C12	35566	ADMIN	OUT	G2	DELTA
		ADMIN	OUT	G2x	DELTA
		CLIN	OUT	G0	35585
		CLIN	OUT	G1	35585
		CLIN	OUT	G1	DELTA
		CLIN	OUT	G1x	35585

Data Entry Log
CPEP 14

Data Entry Log
CPEP 15

Data Entry Log
CPEP 13

CPEP 12: Cardiothoracic and Vascular Surgery
Data Entry Log

CPEP	PROCCODE	CLINADM	SITE	TIMECAT	SERVREF
C12	35571	ADMIN	OUT	G2	35585
		ADMIN	OUT	G2x	35585
		ADMIN	OUT	G2x	DELTA
		CLIN	OUT	G0	35585
		CLIN	OUT	G1	35585
		CLIN	OUT	G1	DELTA
C12	35582	ADMIN	OUT	G2	DELTA
		ADMIN	OUT	G2x	DELTA
		CLIN	OUT	G0	DELTA
		CLIN	OUT	G1	DELTA
		CLIN	OUT	G1x	DELTA
C12	35583	ADMIN	OUT	G2	DELTA
		ADMIN	OUT	G2x	DELTA
		CLIN	OUT	G0	DELTA
		CLIN	OUT	G1	DELTA
		CLIN	OUT	G1x	DELTA
C12	35587	ADMIN	OUT	G2	DELTA
		ADMIN	OUT	G2x	DELTA
		CLIN	OUT	G0	35585
		CLIN	OUT	G1	35585
		CLIN	OUT	G1	DELTA
		CLIN	OUT	G1x	35585
C12	35601	ADMIN	OUT	G2	35301
		ADMIN	OUT	G2x	35301
		CLIN	OUT	G0	35301
		CLIN	OUT	G1	35301
		CLIN	OUT	G1x	35301
C12	35606	ADMIN	OUT	G2	35301
		ADMIN	OUT	G2x	35301
		CLIN	OUT	G0	35301
		CLIN	OUT	G1	35301
		CLIN	OUT	G1	DELTA
		CLIN	OUT	G1x	35301
C12	35612	ADMIN	OUT	G2	35301
		ADMIN	OUT	G2x	35301
		CLIN	OUT	G0	35301
		CLIN	OUT	G1	35301
		CLIN	OUT	G1	DELTA
		CLIN	OUT	G1x	35301
C12	35616	ADMIN	OUT	G2	35301
		ADMIN	OUT	G2x	35301
		CLIN	OUT	G0	35301
		CLIN	OUT	G1	35301
		CLIN	OUT	G1	DELTA
		CLIN	OUT	G1x	35301
C12	35621	ADMIN	OUT	G2	35301
		ADMIN	OUT	G2x	35301
		CLIN	OUT	G0	DELTA
		CLIN	OUT	G1	DELTA
		CLIN	OUT	G1x	DELTA
C12	35623	ADMIN	OUT	G2	35301
		ADMIN	OUT	G2x	35301
		CLIN	OUT	G0	DELTA
		CLIN	OUT	G1	DELTA
		CLIN	OUT	G1x	DELTA

CPEP 12: Cardiothoracic and Vascular Surgery
Data Entry Log

CPEP	PROCCODE	CLINADM	SITE	TIMECAT	SERVREF
C12	35626	ADMIN	OUT	G2	35301
		ADMIN	OUT	G2x	35301
		CLIN	OUT	G0	35301
		CLIN	OUT	G1	35301
		CLIN	OUT	G1	DELTA
		CLIN	OUT	G1x	35301
C12	35631	ADMIN	OUT	G2	35301
		ADMIN	OUT	G2x	35301
		CLIN	OUT	G0	DELTA
		CLIN	OUT	G1	DELTA
		CLIN	OUT	G1x	DELTA
C12	35636	ADMIN	OUT	G2	35301
		ADMIN	OUT	G2x	35301
		CLIN	OUT	G0	DELTA
		CLIN	OUT	G1	DELTA
		CLIN	OUT	G1x	DELTA
C12	35641	ADMIN	OUT	G2	35301
		ADMIN	OUT	G2x	35301
		CLIN	OUT	G0	DELTA
		CLIN	OUT	G1	DELTA
		CLIN	OUT	G1x	DELTA
C12	35642	ADMIN	OUT	G2	35301
		ADMIN	OUT	G2x	35301
		CLIN	OUT	G0	35301
		CLIN	OUT	G1	35301
		CLIN	OUT	G1	DELTA
		CLIN	OUT	G1x	35301
C12	35645	ADMIN	OUT	G2	35301
		ADMIN	OUT	G2x	35301
		CLIN	OUT	G0	35301
		CLIN	OUT	G1	35301
		CLIN	OUT	G1	DELTA
		CLIN	OUT	G1x	35301
C12	35646	ADMIN	OUT	G2	35301
		ADMIN	OUT	G2x	35301
		CLIN	OUT	G0	DELTA
		CLIN	OUT	G1	DELTA
		CLIN	OUT	G1x	DELTA
C12	35650	ADMIN	OUT	G2	35301
		ADMIN	OUT	G2x	35301
		CLIN	OUT	G0	35301
		CLIN	OUT	G1	35301
		CLIN	OUT	G1	DELTA
		CLIN	OUT	G1x	35301
C12	35651	ADMIN	OUT	G2	35301
		ADMIN	OUT	G2x	35301
		CLIN	OUT	G0	DELTA
		CLIN	OUT	G1	DELTA
		CLIN	OUT	G1x	DELTA
C12	35654	ADMIN	OUT	G2	35301
		ADMIN	OUT	G2x	35301
		CLIN	OUT	G0	DELTA
		CLIN	OUT	G1	DELTA
		CLIN	OUT	G1x	DELTA
C12	35656	ADMIN	OUT	G2	35301
		ADMIN	OUT	G2x	35301
		CLIN	OUT	G0	DELTA
		CLIN	OUT	G1	DELTA
		CLIN	OUT	G1x	DELTA

Data Entry Log
CPEP 14

Data Entry Log
CPEP 15

Data Entry Log
CPEP 13

CPEP 12: Cardiothoracic and Vascular Surgery
Data Entry Log

CPEP	PROCCODE	CLINADM	SITE	TIMECAT	SERVREF
C12	35661	ADMIN	OUT	G2	35301
		ADMIN	OUT	G2x	35301
		CLIN	OUT	G0	DELTA
		CLIN	OUT	G1	DELTA
		CLIN	OUT	G1x	DELTA
C12	35663	ADMIN	OUT	G2	35301
		ADMIN	OUT	G2x	35301
		CLIN	OUT	G0	DELTA
		CLIN	OUT	G1	DELTA
		CLIN	OUT	G1x	DELTA
C12	35665	ADMIN	OUT	G2	35301
		ADMIN	OUT	G2x	35301
		CLIN	OUT	G0	DELTA
		CLIN	OUT	G1	DELTA
		CLIN	OUT	G1x	DELTA
C12	35666	ADMIN	OUT	G2	DELTA
		ADMIN	OUT	G2x	DELTA
		CLIN	OUT	G0	35585
		CLIN	OUT	G1	35585
		CLIN	OUT	G1	DELTA
C12	35671	ADMIN	OUT	G2	DELTA
		ADMIN	OUT	G2x	DELTA
		CLIN	OUT	G0	35585
		CLIN	OUT	G1	35585
		CLIN	OUT	G1	DELTA
C12	35681	ADMIN	OUT	G2	35585
		ADMIN	OUT	G2x	35585
		CLIN	OUT	G1	DELTA
		CLIN	OUT	G1x	35585
C12	35691	ADMIN	OUT	G2	35301
		ADMIN	OUT	G2x	35301
		CLIN	OUT	G0	35301
		CLIN	OUT	G1	35301
		CLIN	OUT	G1	DELTA
C12	35693	ADMIN	OUT	G2	35301
		ADMIN	OUT	G2x	35301
		CLIN	OUT	G0	35301
		CLIN	OUT	G1	35301
		CLIN	OUT	G1	DELTA
C12	35694	ADMIN	OUT	G2	35301
		ADMIN	OUT	G2x	35301
		CLIN	OUT	G0	35301
		CLIN	OUT	G1	35301
		CLIN	OUT	G1	DELTA
C12	35695	ADMIN	OUT	G2	35301
		ADMIN	OUT	G2x	35301
		CLIN	OUT	G0	35301
		CLIN	OUT	G1	35301
		CLIN	OUT	G1	DELTA
C12	35700	ADMIN	OUT	G2	35585
		ADMIN	OUT	G2x	35585
		CLIN	OUT	G1	DELTA
		CLIN	OUT	G1x	35585

CPEP 12: Cardiothoracic and Vascular Surgery
Data Entry Log

CPEP	PROCCODE	CLINADM	SITE	TIMECAT	SERVREF
C12	35701	ADMIN	OUT	G2	35301
		ADMIN	OUT	G2x	35301
		CLIN	OUT	G0	35301
		CLIN	OUT	G1	35301
		CLIN	OUT		DELTA
		CLIN	OUT	G1x	35301
C12	35721	ADMIN	OUT	G2	35301
		ADMIN	OUT	G2x	35301
		CLIN	OUT	G0	DELTA
		CLIN	OUT	G1	DELTA
		CLIN	OUT	G1x	DELTA
C12	35741	ADMIN	OUT	G2	DELTA
		ADMIN	OUT	G2x	DELTA
		CLIN	OUT	G0	DELTA
		CLIN	OUT	G1	DELTA
		CLIN	OUT	G1x	DELTA
C12	35761	ADMIN	OUT	G2	DELTA
		ADMIN	OUT	G2x	DELTA
		CLIN	OUT	G0	35585
		CLIN	OUT	G1	35585
		CLIN	OUT	G1	DELTA
		CLIN	OUT	G1x	35585
C12	35800	ADMIN	OUT	G2	35301
		ADMIN	OUT	G2x	35301
		CLIN	OUT	G0	35301
		CLIN	OUT	G1	35301
		CLIN	OUT	G1	DELTA
		CLIN	OUT	G1x	35301
C12	35820	ADMIN	OUT	G2	32480
		CLIN	OUT	G1	32480
C12	35840	ADMIN	OUT	G2	35301
		ADMIN	OUT	G2x	35301
		CLIN	OUT	G0	DELTA
		CLIN	OUT	G1	DELTA
		CLIN	OUT	G1x	DELTA
C12	35860	ADMIN	OUT	G2	35301
		ADMIN	OUT	G2x	35301
		CLIN	OUT	G0	DELTA
		CLIN	OUT	G1	DELTA
		CLIN	OUT	G1x	DELTA
C12	35870	ADMIN	OUT	G2	DELTA
		ADMIN	OUT	G2x	DELTA
		CLIN	OUT	G0	DELTA
		CLIN	OUT	G1	DELTA
		CLIN	OUT	G1x	DELTA
C12	35875	ADMIN	OUT	G2	DELTA
		ADMIN	OUT	G2x	DELTA
		CLIN	OUT	G0	35585
		CLIN	OUT	G1	35585
		CLIN	OUT	G1	DELTA
		CLIN	OUT	G1x	35585
C12	35876	ADMIN	OUT	G2	DELTA
		ADMIN	OUT	G2x	DELTA
		CLIN	OUT	G0	35585
		CLIN	OUT	G1	35585
		CLIN	OUT	G1	DELTA
		CLIN	OUT	G1x	35585

Data Entry Log
CPEP 14

Data Entry Log
CPEP 15

Data Entry Log
CPEP 13

CPEP 12: Cardiothoracic and Vascular Surgery
Data Entry Log

CPEP	PROCCODE	CLINADM	SITE	TIMECAT	SERVREF		
C12	35901	ADMIN	OUT	G2	35301		
		ADMIN	OUT	G2x	35301		
		ADMIN	OUT	G2x	DELTA		
		CLIN	OUT	G0	35301		
		CLIN	OUT	G1	35301		
		CLIN	OUT	G1	DELTA		
		CLIN	OUT	G1x	35301		
C12	35903	ADMIN	OUT	G2	35301		
		ADMIN	OUT	G2x	35301		
		CLIN	OUT	G0	DELTA		
		CLIN	OUT	G1	DELTA		
		CLIN	OUT	G1x	DELTA		
		C12	35905	ADMIN	OUT	G2	33405
				ADMIN	OUT	G2	DELTA
ADMIN	OUT			G2x	33405		
CLIN	OUT			G0	33405		
CLIN	OUT			G1	33405		
CLIN	OUT			G1	DELTA		
CLIN	OUT			G1x	33405		
C12	35907	ADMIN	OUT	G2	DELTA		
		ADMIN	OUT	G2x	DELTA		
		CLIN	OUT	G0	DELTA		
		CLIN	OUT	G1	DELTA		
		CLIN	OUT	G1x	DELTA		
C12	36260	ADMIN	OUT	G2	36830		
		ADMIN	OUT	G2	DELTA		
		ADMIN	OUT	G2x	36830		
		CLIN	OUT	G0	DELTA		
		CLIN	OUT	G1	DELTA		
		CLIN	OUT	G1x	DELTA		
C12	36261	ADMIN	OUT	G2	36830		
		ADMIN	OUT	G2	DELTA		
		ADMIN	OUT	G2x	36830		
		CLIN	OUT	G0	DELTA		
		CLIN	OUT	G1	DELTA		
		CLIN	OUT	G1x	DELTA		
C12	36262	ADMIN	OUT	G2	36830		
		ADMIN	OUT	G2	DELTA		
		ADMIN	OUT	G2x	36830		
		CLIN	OUT	G0	DELTA		
		CLIN	OUT	G1	DELTA		
		CLIN	OUT	G1x	DELTA		
C12	36471	ADMIN	IN	G2	DELTA		
		ADMIN	IN	G2x	DELTA		
		CLIN	IN	G0	DELTA		
		CLIN	IN	G1	DELTA		
		CLIN	IN	G1x	DELTA		
C12	36530	ADMIN	OUT	G2	36830		
		ADMIN	OUT	G2x	36830		
		CLIN	OUT	G0	DELTA		
		CLIN	OUT	G1	DELTA		
		CLIN	OUT	G1x	DELTA		
C12	36531	ADMIN	OUT	G2	36830		
		ADMIN	OUT	G2x	36830		
		CLIN	OUT	G0	36830		
		CLIN	OUT	G0	DELTA		
		CLIN	OUT	G1	36830		
		CLIN	OUT	G1	DELTA		
		CLIN	OUT	G1x	36830		

CPEP 12: Cardiothoracic and Vascular Surgery
Data Entry Log

CPEP	PROCCODE	CLINADM	SITE	TIMECAT	SERVREF
C12	36532	ADMIN	OUT	G2	36830
		ADMIN	OUT	G2	DELTA
		ADMIN	OUT	G2x	36830
		CLIN	OUT	G0	36830
		CLIN	OUT	G0	DELTA
		CLIN	OUT	G1	36830
		CLIN	OUT	G1	DELTA
C12	36533	ADMIN	OUT	G2	36830
		ADMIN	OUT	G2x	DELTA
		CLIN	OUT	G0	36830
		CLIN	OUT	G0	DELTA
		CLIN	OUT	G1	36830
		CLIN	OUT	G1	DELTA
		CLIN	OUT	G1x	36830
C12	36534	ADMIN	OUT	G2	36830
		ADMIN	OUT	G2	DELTA
		ADMIN	OUT	G2x	36830
		CLIN	OUT	G0	36830
		CLIN	OUT	G0	DELTA
		CLIN	OUT	G1	36830
		CLIN	OUT	G1	DELTA
C12	36800	ADMIN	OUT	G2	DELTA
		CLIN	OUT	G1	DELTA
C12	36810	ADMIN	OUT	G2	DELTA
		CLIN	OUT	G1	DELTA
C12	36815	ADMIN	OUT	G2	DELTA
		CLIN	OUT	G0	DELTA
		CLIN	OUT	G1	DELTA
C12	36821	ADMIN	OUT	G2	36830
		ADMIN	OUT	G2	DELTA
		ADMIN	OUT	G2x	36830
		CLIN	OUT	G0	36830
		CLIN	OUT	G1	36830
		CLIN	OUT	G1	DELTA
		CLIN	OUT	G1x	36830
C12	36822	ADMIN	OUT	G2	33692
		ADMIN	OUT	G2x	33692
		CLIN	OUT	G0	33692
		CLIN	OUT	G1	33692
		CLIN	OUT	G1	DELTA
		CLIN	OUT	G1x	33692
C12	36825	ADMIN	OUT	G2	36830
		ADMIN	OUT	G2	DELTA
		ADMIN	OUT	G2x	36830
		CLIN	OUT	G0	36830
		CLIN	OUT	G1	36830
		CLIN	OUT	G1	DELTA
		CLIN	OUT	G1x	36830
C12	36832	ADMIN	OUT	G2	36830
		ADMIN	OUT	G2x	36830
		CLIN	OUT	G0	36830
		CLIN	OUT	G1	36830
		CLIN	OUT	G1	DELTA
		CLIN	OUT	G1x	36830

Data Entry Log
CPEP 14

Data Entry Log
CPEP 15

Data Entry Log
CPEP 13

CPEP 12: Cardiothoracic and Vascular Surgery
Data Entry Log

CPEP	PROCCODE	CLINADM	SITE	TIMECAT	SERVREF
C12	36834	ADMIN	OUT	G2	35301
		ADMIN	OUT	G2x	35301
		CLIN	OUT	G0	35301
		CLIN	OUT	G1	35301
		CLIN	OUT	G1x	35301
C12	36835	ADMIN	OUT	G2	36830
		ADMIN	OUT	G2x	36830
		CLIN	OUT	G0	36830
		CLIN	OUT	G1	36830
		CLIN	OUT	G1	DELTA
C12	36860	ADMIN	OUT	G2	36830
		ADMIN	OUT	G2	DELTA
		ADMIN	OUT	G2x	36830
		ADMIN	OUT	G2x	DELTA
		CLIN	OUT	G0	DELTA
C12	36861	ADMIN	OUT	G2	36830
		ADMIN	OUT	G2	DELTA
		ADMIN	OUT	G2x	36830
		ADMIN	OUT	G2x	DELTA
		CLIN	OUT	G0	DELTA
C12	37140	ADMIN	OUT	G2	35301
		ADMIN	OUT	G2x	35301
		CLIN	OUT	G0	DELTA
		CLIN	OUT	G1	DELTA
		CLIN	OUT	G1x	DELTA
C12	37145	ADMIN	OUT	G2	35301
		ADMIN	OUT	G2x	35301
		CLIN	OUT	G0	DELTA
		CLIN	OUT	G1	DELTA
		CLIN	OUT	G1x	DELTA
C12	37160	ADMIN	OUT	G2	35301
		ADMIN	OUT	G2x	35301
		CLIN	OUT	G0	DELTA
		CLIN	OUT	G1	DELTA
		CLIN	OUT	G1x	DELTA
C12	37180	ADMIN	OUT	G2	35301
		ADMIN	OUT	G2x	35301
		CLIN	OUT	G0	DELTA
		CLIN	OUT	G1	DELTA
		CLIN	OUT	G1x	DELTA
C12	37181	ADMIN	OUT	G2	35301
		ADMIN	OUT	G2x	35301
		CLIN	OUT	G0	DELTA
		CLIN	OUT	G1	DELTA
		CLIN	OUT	G1x	DELTA
C12	37201	ADMIN	OUT	G2	DELTA
		CLIN	OUT	G0	DELTA
		CLIN	OUT	G1	DELTA
C12	37202	ADMIN	OUT	G2	DELTA
		CLIN	OUT	G0	DELTA
		CLIN	OUT	G1	DELTA
C12	37205	ADMIN	OUT	G2	DELTA
		CLIN	OUT	G0	DELTA
		CLIN	OUT	G1	DELTA

CPEP 12: Cardiothoracic and Vascular Surgery
Data Entry Log

CPEP	PROCCODE	CLINADM	SITE	TIMECAT	SERVREF
C12	37207	ADMIN	OUT	G2	DELTA
		CLIN	OUT	G0	DELTA
		CLIN	OUT	G1	DELTA
C12	37565	ADMIN	OUT	G2	DELTA
		ADMIN	OUT	G2x	36830
		CLIN	OUT	G0	DELTA
		CLIN	OUT	G1	DELTA
C12	37600	CLIN	OUT	G1x	DELTA
		ADMIN	OUT	G2	35301
		ADMIN	OUT	G2x	35301
		CLIN	OUT	G0	35301
C12	37605	CLIN	OUT	G1	35301
		CLIN	OUT	G1	DELTA
		CLIN	OUT	G1x	35301
		ADMIN	OUT	G2	35301
C12	37606	ADMIN	OUT	G2x	35301
		ADMIN	OUT	G2	35301
		CLIN	OUT	G0	35301
		CLIN	OUT	G1	35301
C12	37607	CLIN	OUT	G1x	35301
		ADMIN	OUT	G2	36830
		ADMIN	OUT	G2	DELTA
		ADMIN	OUT	G2x	36830
C12	37609	CLIN	OUT	G0	DELTA
		CLIN	OUT	G1	DELTA
		CLIN	OUT	G1x	DELTA
		ADMIN	OUT	G2	36830
C12	37615	ADMIN	OUT	G2	DELTA
		ADMIN	OUT	G2x	35301
		CLIN	OUT	G0	35301
		CLIN	OUT	G1	35301
C12	37616	CLIN	OUT	G1	DELTA
		CLIN	OUT	G1x	35301
		ADMIN	OUT	G2	32480
		ADMIN	OUT	G2	DELTA
C12	37617	ADMIN	OUT	G2x	32110
		ADMIN	OUT	G2x	32480
		CLIN	OUT	G0	DELTA
		CLIN	OUT	G1	DELTA
C12	37617	CLIN	OUT	G1x	DELTA
		ADMIN	OUT	G2	35301
		ADMIN	OUT	G2x	35301
		CLIN	OUT	G0	DELTA
C12	37617	CLIN	OUT	G1	DELTA
		CLIN	OUT	G1x	DELTA
		ADMIN	OUT	G2	35301
		ADMIN	OUT	G2x	35301

Data Entry Log
CPEP 14

Data Entry Log
CPEP 15

Data Entry Log
CPEP 13

CPEP 12: Cardiothoracic and Vascular Surgery
Data Entry Log

CPEP	PROCCODE	CLINADM	SITE	TIMECAT	SERVREF
C12	37618	ADMIN	OUT	G2	DELTA
		ADMIN	OUT	G2x	DELTA
		CLIN	OUT	G0	35585
		CLIN	OUT	G1	35585
		CLIN	OUT	G1	DELTA
C12	37620	ADMIN	OUT	G2	DELTA
		ADMIN	OUT	G2x	DELTA
		CLIN	OUT	G0	DELTA
		CLIN	OUT	G1	DELTA
		CLIN	OUT	G1x	DELTA
C12	37650	ADMIN	OUT	G2	37720
		ADMIN	OUT	G2x	37720
		CLIN	OUT	G0	37720
		CLIN	OUT	G1	37720
		CLIN	OUT	G1	DELTA
C12	37660	ADMIN	OUT	G2	35301
		ADMIN	OUT	G2x	35081
		ADMIN	OUT	G2x	35301
		CLIN	OUT	G0	DELTA
		CLIN	OUT	G1	DELTA
C12	37700	ADMIN	OUT	G2	DELTA
		ADMIN	OUT	G2x	DELTA
		CLIN	OUT	G0	37720
		CLIN	OUT	G1	37720
		CLIN	OUT	G1	DELTA
C12	37730	ADMIN	OUT	G2	37720
		ADMIN	OUT	G2x	37720
		CLIN	OUT	G0	37720
		CLIN	OUT	G1	37720
		CLIN	OUT	G1	DELTA
C12	37735	ADMIN	OUT	G2	DELTA
		ADMIN	OUT	G2x	DELTA
		CLIN	OUT	G0	37720
		CLIN	OUT	G1	37720
		CLIN	OUT	G1	DELTA
C12	37760	ADMIN	OUT	G2	37720
		ADMIN	OUT	G2x	37720
		CLIN	OUT	G0	37720
		CLIN	OUT	G1	37720
		CLIN	OUT	G1	DELTA
C12	37780	ADMIN	OUT	G2	DELTA
		ADMIN	OUT	G2x	DELTA
		CLIN	OUT	G0	37720
		CLIN	OUT	G1	37720
		CLIN	OUT	G1	DELTA
C12	37785	ADMIN	OUT	G2	37720
		ADMIN	OUT	G2x	37720
		CLIN	OUT	G0	DELTA
		CLIN	OUT	G1	37720
		CLIN	OUT	G1	DELTA
C12	37785	ADMIN	OUT	G2	37720
		ADMIN	OUT	G2x	37720
		CLIN	OUT	G0	DELTA
		CLIN	OUT	G1	37720
		CLIN	OUT	G1	DELTA
C12	37785	ADMIN	OUT	G2	37720
		ADMIN	OUT	G2x	37720
		CLIN	OUT	G0	DELTA
		CLIN	OUT	G1	37720
		CLIN	OUT	G1	DELTA

CPEP 12: Cardiothoracic and Vascular Surgery
Data Entry Log

CPEP	PROCCODE	CLINADM	SITE	TIMECAT	SERVREF
C12	38381	ADMIN	OUT	G2	32480
		ADMIN	OUT	G2x	32480
		CLIN	OUT	G0	32480
		CLIN	OUT	G1	32480
		CLIN	OUT	G1x	32480
C12	38382	ADMIN	OUT	G2	32480
		ADMIN	OUT	G2x	32480
		CLIN	OUT	G0	32480
		CLIN	OUT	G1	32480
		CLIN	OUT	G1x	32480
C12	39000	ADMIN	OUT	G2	32480
		ADMIN	OUT	G2x	32480
		CLIN	OUT	G0	32480
		CLIN	OUT	G1	32480
		CLIN	OUT	G1x	32480
C12	39010	ADMIN	OUT	G2	32480
		ADMIN	OUT	G2x	32480
		CLIN	OUT	G0	32480
		CLIN	OUT	G1	32480
		CLIN	OUT	G1x	32480
C12	39200	ADMIN	OUT	G2	32480
		ADMIN	OUT	G2x	32480
		CLIN	OUT	G0	32480
		CLIN	OUT	G1	32480
		CLIN	OUT	G1	DELTA
		CLIN	OUT	G1x	32480
C12	39220	ADMIN	OUT	G2	32480
		ADMIN	OUT	G2x	32480
		CLIN	OUT	G0	32480
		CLIN	OUT	G1	32480
		CLIN	OUT	G1	DELTA
		CLIN	OUT	G1x	32480
C12	39400	ADMIN	OUT	G2	32480
		ADMIN	OUT	G2x	32480
		CLIN	OUT	G0	32480
		CLIN	OUT	G1	32480
		CLIN	OUT	G1	DELTA
		CLIN	OUT	G1x	32480
C12	39501	ADMIN	OUT	G2	DELTA
		ADMIN	OUT	G2x	DELTA
		CLIN	OUT	G0	DELTA
		CLIN	OUT	G1	DELTA
		CLIN	OUT	G1x	DELTA
C12	39503	ADMIN	OUT	G2	DELTA
		ADMIN	OUT	G2x	DELTA
		CLIN	OUT	G0	DELTA
		CLIN	OUT	G1	DELTA
		CLIN	OUT	G1x	DELTA
C12	39520	ADMIN	OUT	G2	DELTA
		ADMIN	OUT	G2x	DELTA
		CLIN	OUT	G0	DELTA
		CLIN	OUT	G1	DELTA
		CLIN	OUT	G1x	DELTA
C12	39530	ADMIN	OUT	G2	39502
		ADMIN	OUT	G2x	39502
		CLIN	OUT	G0	DELTA
		CLIN	OUT	G1	DELTA
		CLIN	OUT	G1x	DELTA

Data Entry Log
CPEP 14

Data Entry Log
CPEP 15

Data Entry Log
CPEP 13

CPEP 12: Cardiothoracic and Vascular Surgery
Data Entry Log

CPEP	PROCCODE	CLINADM	SITE	TIMECAT	SERVREF
C12	39531	ADMIN	OUT	G2	DELTA
		ADMIN	OUT	G2x	DELTA
		CLIN	OUT	G0	DELTA
		CLIN	OUT	G1	DELTA
		CLIN	OUT	G1x	DELTA
C12	39540	ADMIN	OUT	G2	DELTA
		ADMIN	OUT	G2x	DELTA
		CLIN	OUT	G0	DELTA
		CLIN	OUT	G1	DELTA
		CLIN	OUT	G1x	DELTA
C12	39541	ADMIN	OUT	G2	DELTA
		ADMIN	OUT	G2x	DELTA
		CLIN	OUT	G0	DELTA
		CLIN	OUT	G1	DELTA
		CLIN	OUT	G1x	DELTA
C12	39545	ADMIN	OUT	G2	DELTA
		ADMIN	OUT	G2x	DELTA
		CLIN	OUT	G0	DELTA
		CLIN	OUT	G1	DELTA
		CLIN	OUT	G1x	DELTA
C12	43045	ADMIN	OUT	G2	43324
		ADMIN	OUT	G2x	43324
		CLIN	OUT	G0	43324
		CLIN	OUT	G1	43324
		CLIN	OUT	G1x	43324
C12	43100	ADMIN	OUT	G2	43324
		ADMIN	OUT	G2x	43324
		CLIN	OUT	G0	43324
		CLIN	OUT	G1	43324
		CLIN	OUT	G1	DELTA
C12	43101	ADMIN	OUT	G2	43324
		ADMIN	OUT	G2x	43324
		ADMIN	OUT	G2x	DELTA
		CLIN	OUT	G0	43324
		CLIN	OUT	G1	43324
C12	43107	ADMIN	OUT	G2	43324
		ADMIN	OUT	G2x	43324
		ADMIN	OUT	G2x	DELTA
		CLIN	OUT	G0	43324
		CLIN	OUT	G1	43324
C12	43108	ADMIN	OUT	G2	43324
		ADMIN	OUT	G2x	43324
		ADMIN	OUT	G2x	DELTA
		CLIN	OUT	G0	43324
		CLIN	OUT	G1	43324
C12	43108	ADMIN	OUT	G2	43324
		ADMIN	OUT	G2x	43324
		ADMIN	OUT	G2x	DELTA
		CLIN	OUT	G0	43324
		CLIN	OUT	G1	43324
C12	43108	ADMIN	OUT	G2	43324
		ADMIN	OUT	G2x	43324
		ADMIN	OUT	G2x	DELTA
		CLIN	OUT	G0	43324
		CLIN	OUT	G1	43324
C12	43108	ADMIN	OUT	G2	43324
		ADMIN	OUT	G2x	43324
		ADMIN	OUT	G2x	DELTA
		CLIN	OUT	G0	43324
		CLIN	OUT	G1	43324
C12	43108	ADMIN	OUT	G2	43324
		ADMIN	OUT	G2x	43324
		ADMIN	OUT	G2x	DELTA
		CLIN	OUT	G0	43324
		CLIN	OUT	G1	43324
C12	43108	ADMIN	OUT	G2	43324
		ADMIN	OUT	G2x	43324
		ADMIN	OUT	G2x	DELTA
		CLIN	OUT	G0	43324
		CLIN	OUT	G1	43324
C12	43108	ADMIN	OUT	G2	43324
		ADMIN	OUT	G2x	43324
		ADMIN	OUT	G2x	DELTA
		CLIN	OUT	G0	43324
		CLIN	OUT	G1	43324
C12	43108	ADMIN	OUT	G2	43324
		ADMIN	OUT	G2x	43324
		ADMIN	OUT	G2x	DELTA
		CLIN	OUT	G0	43324
		CLIN	OUT	G1	43324

CPEP 12: Cardiothoracic and Vascular Surgery
Data Entry Log

CPEP	PROCCODE	CLINADM	SITE	TIMECAT	SERVREF
C12	43112	ADMIN	OUT	G2	43324
		ADMIN	OUT	G2x	43324
		ADMIN	OUT	G2x	DELTA
		CLIN	OUT	G0	43324
		CLIN	OUT	G1	43324
		CLIN	OUT	G1	DELTA
		CLIN	OUT	G1x	43324
		CLIN	OUT	G1x	DELTA
C12	43113	ADMIN	OUT	G2	43324
		ADMIN	OUT	G2x	43324
		ADMIN	OUT	G2x	DELTA
		CLIN	OUT	G0	43324
		CLIN	OUT	G1	43324
		CLIN	OUT	G1	DELTA
		CLIN	OUT	G1x	43324
		CLIN	OUT	G1x	DELTA
C12	43116	ADMIN	OUT	G2	43324
		ADMIN	OUT	G2x	43324
		ADMIN	OUT	G2x	DELTA
		CLIN	OUT	G0	43324
		CLIN	OUT	G1	43324
		CLIN	OUT	G1	DELTA
		CLIN	OUT	G1x	43324
		CLIN	OUT	G1x	DELTA
C12	43117	ADMIN	OUT	G2	43324
		ADMIN	OUT	G2x	43324
		ADMIN	OUT	G2x	DELTA
		CLIN	OUT	G0	43324
		CLIN	OUT	G1	43324
		CLIN	OUT	G1	DELTA
		CLIN	OUT	G1x	43324
		CLIN	OUT	G1x	DELTA
C12	43118	ADMIN	OUT	G2	43324
		ADMIN	OUT	G2x	43324
		ADMIN	OUT	G2x	DELTA
		CLIN	OUT	G0	43324
		CLIN	OUT	G1	43324
		CLIN	OUT	G1	DELTA
		CLIN	OUT	G1x	43324
		CLIN	OUT	G1x	DELTA
C12	43121	ADMIN	OUT	G2	43324
		ADMIN	OUT	G2x	43324
		ADMIN	OUT	G2x	DELTA
		CLIN	OUT	G0	43324
		CLIN	OUT	G1	43324
		CLIN	OUT	G1	DELTA
		CLIN	OUT	G1x	43324
		CLIN	OUT	G1x	DELTA
C12	43122	ADMIN	OUT	G2	43324
		ADMIN	OUT	G2x	43324
		ADMIN	OUT	G2x	DELTA
		CLIN	OUT	G0	43324
		CLIN	OUT	G1	43324
		CLIN	OUT	G1	DELTA
		CLIN	OUT	G1x	43324
		CLIN	OUT	G1x	DELTA

Data Entry Log
CPEP 14

Data Entry Log
CPEP 15

Data Entry Log
CPEP 13

CPEP 12: Cardiothoracic and Vascular Surgery
Data Entry Log

CPEP	PROCCODE	CLINADM	SITE	TIMECAT	SERVREF
C12	43123	ADMIN	OUT	G2	43324
		ADMIN	OUT	G2x	43324
		ADMIN	OUT	G2x	DELTA
		CLIN	OUT	G0	43324
		CLIN	OUT	G1	43324
		CLIN	OUT	G1	DELTA
		CLIN	OUT	G1x	43324
C12	43124	ADMIN	OUT	G2	43324
		ADMIN	OUT	G2x	43324
		ADMIN	OUT	G2x	DELTA
		CLIN	OUT	G0	43324
		CLIN	OUT	G1	43324
		CLIN	OUT	G1	DELTA
		CLIN	OUT	G1x	43324
C12	43130	ADMIN	OUT	G2	43324
		ADMIN	OUT	G2x	43324
		ADMIN	OUT	G2x	DELTA
		CLIN	OUT	G0	43324
		CLIN	OUT	G1	43324
		CLIN	OUT	G1	DELTA
		CLIN	OUT	G1x	43324
C12	43135	ADMIN	OUT	G2	43324
		ADMIN	OUT	G2x	43324
		ADMIN	OUT	G2x	DELTA
		CLIN	OUT	G0	43324
		CLIN	OUT	G1	43324
		CLIN	OUT	G1	DELTA
		CLIN	OUT	G1x	43324
C12	43305	ADMIN	OUT	G2	43324
		ADMIN	OUT	G2x	43324
		CLIN	OUT	G0	43324
		CLIN	OUT	G1	43324
		CLIN	OUT	G1	DELTA
		CLIN	OUT	G1x	43324
C12	43310	ADMIN	OUT	G2	43324
		ADMIN	OUT	G2x	43324
		ADMIN	OUT	G2x	DELTA
		CLIN	OUT	G0	43324
		CLIN	OUT	G1	43324
		CLIN	OUT	G1x	43324
C12	43312	ADMIN	OUT	G2	43324
		ADMIN	OUT	G2x	43324
		ADMIN	OUT	G2x	DELTA
		CLIN	OUT	G0	43324
		CLIN	OUT	G1	43324
		CLIN	OUT	G1	DELTA
C12	43320	ADMIN	OUT	G2	43324
		ADMIN	OUT	G2x	43324
		ADMIN	OUT	G2x	DELTA
		CLIN	OUT	G0	43324
		CLIN	OUT	G1	43324
		CLIN	OUT	G1	DELTA
C12	43320	ADMIN	OUT	G2	43324
		ADMIN	OUT	G2x	43324
		ADMIN	OUT	G2x	DELTA
		CLIN	OUT	G0	43324
		CLIN	OUT	G1	43324
		CLIN	OUT	G1	DELTA
C12	43320	ADMIN	OUT	G2	43324
		ADMIN	OUT	G2x	43324
		ADMIN	OUT	G2x	DELTA
		CLIN	OUT	G0	43324
		CLIN	OUT	G1	43324
		CLIN	OUT	G1	DELTA
C12	43320	ADMIN	OUT	G2	43324
		ADMIN	OUT	G2x	43324
		ADMIN	OUT	G2x	DELTA
		CLIN	OUT	G0	43324
		CLIN	OUT	G1	43324
		CLIN	OUT	G1	DELTA
C12	43320	ADMIN	OUT	G2	43324
		ADMIN	OUT	G2x	43324
		ADMIN	OUT	G2x	DELTA
		CLIN	OUT	G0	43324
		CLIN	OUT	G1	43324
		CLIN	OUT	G1	DELTA

CPEP 12: Cardiothoracic and Vascular Surgery
Data Entry Log

CPEP	PROCCODE	CLINADM	SITE	TIMECAT	SERVREF
C12	43325	ADMIN	OUT	G2	43324
		ADMIN	OUT	G2x	43324
		ADMIN	OUT	G2x	DELTA
		CLIN	OUT	G0	43324
		CLIN	OUT	G1	43324
		CLIN	OUT	G1	DELTA
		CLIN	OUT	G1x	43324
		CLIN	OUT	G1x	DELTA
C12	43326	ADMIN	OUT	G2	43324
		ADMIN	OUT	G2x	43324
		ADMIN	OUT	G2x	DELTA
		CLIN	OUT	G0	43324
		CLIN	OUT	G1	43324
		CLIN	OUT	G1	DELTA
		CLIN	OUT	G1x	43324
		CLIN	OUT	G1x	DELTA
C12	43330	ADMIN	OUT	G2	43324
		ADMIN	OUT	G2x	43324
		ADMIN	OUT	G2x	DELTA
		CLIN	OUT	G0	43324
		CLIN	OUT	G1	43324
		CLIN	OUT	G1	DELTA
		CLIN	OUT	G1x	43324
		CLIN	OUT	G1x	DELTA
C12	43331	ADMIN	OUT	G2	43324
		ADMIN	OUT	G2x	43324
		ADMIN	OUT	G2x	DELTA
		CLIN	OUT	G0	43324
		CLIN	OUT	G1	43324
		CLIN	OUT	G1	DELTA
		CLIN	OUT	G1x	43324
		CLIN	OUT	G1x	DELTA
C12	43340	ADMIN	OUT	G2	43324
		ADMIN	OUT	G2x	43324
		ADMIN	OUT	G2x	DELTA
		CLIN	OUT	G0	43324
		CLIN	OUT	G1	43324
		CLIN	OUT	G1	DELTA
		CLIN	OUT	G1x	43324
		CLIN	OUT	G1x	DELTA
C12	43341	ADMIN	OUT	G2	43324
		ADMIN	OUT	G2x	43324
		ADMIN	OUT	G2x	DELTA
		CLIN	OUT	G0	43324
		CLIN	OUT	G1	43324
		CLIN	OUT	G1	DELTA
		CLIN	OUT	G1x	43324
		CLIN	OUT	G1x	DELTA
C12	43350	ADMIN	OUT	G2	43324
		ADMIN	OUT	G2x	43324
		ADMIN	OUT	G2x	DELTA
		CLIN	OUT	G0	43324
		CLIN	OUT	G1	43324
		CLIN	OUT	G1x	43324
		CLIN	OUT	G1x	DELTA
		C12	43351	ADMIN	OUT
ADMIN	OUT			G2x	43324
ADMIN	OUT			G2x	DELTA
CLIN	OUT			G0	43324
CLIN	OUT			G1	43324
CLIN	OUT			G1x	43324
CLIN	OUT			G1x	DELTA
CLIN	OUT			G1x	DELTA

Data Entry Log
CPEP 14

Data Entry Log
CPEP 15

Data Entry Log
CPEP 13

CPEP 12: Cardiothoracic and Vascular Surgery
Data Entry Log

CPEP	PROCCODE	CLINADM	SITE	TIMECAT	SERVREF
C12	43352	ADMIN	OUT	G2	43324
		ADMIN	OUT	G2x	43324
		ADMIN	OUT	G2x	DELTA
		CLIN	OUT	G0	43324
		CLIN	OUT	G1	43324
		CLIN	OUT	G1	DELTA
		CLIN	OUT	G1x	43324
		CLIN	OUT	G1x	DELTA
C12	43360	ADMIN	OUT	G2	43324
		ADMIN	OUT	G2x	43324
		ADMIN	OUT	G2x	DELTA
		CLIN	OUT	G0	43324
		CLIN	OUT	G1	43324
		CLIN	OUT	G1	DELTA
		CLIN	OUT	G1x	43324
		CLIN	OUT	G1x	DELTA
C12	43361	ADMIN	OUT	G2	43324
		ADMIN	OUT	G2x	43324
		ADMIN	OUT	G2x	DELTA
		CLIN	OUT	G0	43324
		CLIN	OUT	G1	43324
		CLIN	OUT	G1	DELTA
		CLIN	OUT	G1x	43324
		CLIN	OUT	G1x	DELTA
C12	43400	ADMIN	OUT	G2	43324
		ADMIN	OUT	G2x	43324
		ADMIN	OUT	G2x	DELTA
		CLIN	OUT	G0	43324
		CLIN	OUT	G1	43324
		CLIN	OUT	G1	DELTA
		CLIN	OUT	G1x	43324
		CLIN	OUT	G1x	DELTA
C12	43401	ADMIN	OUT	G2	43324
		ADMIN	OUT	G2x	43324
		ADMIN	OUT	G2x	DELTA
		CLIN	OUT	G0	43324
		CLIN	OUT	G1	43324
		CLIN	OUT	G1	DELTA
		CLIN	OUT	G1x	43324
		CLIN	OUT	G1x	DELTA
C12	43405	ADMIN	OUT	G2	43324
		ADMIN	OUT	G2x	43324
		ADMIN	OUT	G2x	DELTA
		CLIN	OUT	G0	43324
		CLIN	OUT	G1	43324
		CLIN	OUT	G1	DELTA
		CLIN	OUT	G1x	43324
		CLIN	OUT	G1x	DELTA
C12	43410	ADMIN	OUT	G2	43324
		ADMIN	OUT	G2x	43324
		ADMIN	OUT	G2x	DELTA
		CLIN	OUT	G0	43324
		CLIN	OUT	G1	43324
		CLIN	OUT	G1	DELTA
		CLIN	OUT	G1x	43324
		CLIN	OUT	G1x	DELTA

CPEP 12: Cardiothoracic and Vascular Surgery
Data Entry Log

CPEP	PROCCODE	CLINADM	SITE	TIMECAT	SERVREF
C12	43415	ADMIN	OUT	G2	43324
		ADMIN	OUT	G2x	43324
		ADMIN	OUT	G2x	DELTA
		CLIN	OUT	G0	43324
		CLIN	OUT	G1	43324
		CLIN	OUT	G1	DELTA
		CLIN	OUT	G1x	43324
		CLIN	OUT	G1x	DELTA
C12	43420	ADMIN	OUT	G2	43324
		ADMIN	OUT	G2x	43324
		ADMIN	OUT	G2x	DELTA
		CLIN	OUT	G0	43324
		CLIN	OUT	G1	43324
		CLIN	OUT	G1	DELTA
		CLIN	OUT	G1x	43324
		CLIN	OUT	G1x	DELTA
C12	43425	ADMIN	OUT	G2	43324
		ADMIN	OUT	G2x	43324
		ADMIN	OUT	G2x	DELTA
		CLIN	OUT	G0	43324
		CLIN	OUT	G1	43324
		CLIN	OUT	G1	DELTA
		CLIN	OUT	G1x	43324
		CLIN	OUT	G1x	DELTA
C12	43460	ADMIN	OUT	G2	DELTA
C12	49428	ADMIN	OUT	G2	36830
		ADMIN	OUT	G2x	36830
		CLIN	OUT	G0	36830
		CLIN	OUT	G1	36830
		CLIN	OUT	G1	DELTA
		CLIN	OUT	G1x	36830
C12	49429	ADMIN	OUT	G2	36830
		ADMIN	OUT	G2x	36830
		CLIN	OUT	G0	36830
		CLIN	OUT	G1	36830
		CLIN	OUT	G1	DELTA
		CLIN	OUT	G1x	36830
C12	99211	ADMIN	IN	G2	99213
		ADMIN	OUT	G2	99213
		CLIN	IN	G1	99213
C12	99212	ADMIN	IN	G2	99213
		ADMIN	OUT	G2	99213
		CLIN	IN	G1	99213
C12	99214	ADMIN	IN	G2	99213
		ADMIN	OUT	G2	99213
		CLIN	IN	G1	99213
C12	99215	ADMIN	IN	G2	99213
		ADMIN	OUT	G2	99213
		CLIN	IN	G1	99213
C12	99241	ADMIN	IN	G2	99243
		ADMIN	OUT	G2	99243
		CLIN	IN	G1	DELTA
		CLIN	OUT	G1	DELTA
C12	99242	ADMIN	IN	G2	99243
		ADMIN	OUT	G2	99243
		CLIN	IN	G1	DELTA
		CLIN	OUT	G1	DELTA

Data Entry Log
CPEP 14

Data Entry Log
CPEP 15

Data Entry Log
CPEP 13

CPEP 12: Cardiothoracic and Vascular Surgery
Data Entry Log

CPEP	PROCCODE	CLINADM	SITE	TIMECAT	SERVREF
C12	99244	ADMIN	IN	G2	99243
		ADMIN	OUT	G2	99243
		CLIN	IN	G1	DELTA
		CLIN	OUT	G1	DELTA
C12	99245	ADMIN	IN	G2	99243
		ADMIN	OUT	G2	99243
		CLIN	IN	G1	DELTA
		CLIN	OUT	G1	DELTA
C12	99251	ADMIN	OUT	G2	99253
		CLIN	OUT	G1	99253
C12	99252	ADMIN	OUT	G2	99253
		CLIN	OUT	G1	99253
C12	99254	ADMIN	OUT	G2	99253
		CLIN	OUT	G1	99253
C12	99255	ADMIN	OUT	G2	99253
		ADMIN	OUT	G2	DELTA
		CLIN	OUT	G1	99253
C12	99261	ADMIN	OUT	G2	99253
		CLIN	OUT	G1	99253
		CLIN	OUT	G1	DELTA
C12	99262	ADMIN	OUT	G2	99253
		CLIN	OUT	G1	99253
		CLIN	OUT	G1	DELTA
C12	99263	ADMIN	OUT	G2	99253
		CLIN	OUT	G1	99253
		CLIN	OUT	G1	DELTA
C12	99271	ADMIN	IN	G2	DELTA
		ADMIN	OUT	G2	99253
		CLIN	IN	G1	99213
		CLIN	OUT	G1	99253
C12	99272	ADMIN	IN	G2	DELTA
		ADMIN	OUT	G2	99253
		CLIN	IN	G1	99213
		CLIN	OUT	G1	99253
C12	99273	ADMIN	IN	G2	DELTA
		ADMIN	OUT	G2	99253
		CLIN	IN	G1	99213
		CLIN	OUT	G1	99253
C12	99274	ADMIN	IN	G2	DELTA
		ADMIN	OUT	G2	99253
		CLIN	IN	G1	99213
		CLIN	OUT	G1	99253
C12	99275	ADMIN	IN	G2	DELTA
		ADMIN	OUT	G2	99253
		CLIN	IN	G1	99213
		CLIN	OUT	G1	99253
C12	99354	ADMIN	IN	G2	99213
		ADMIN	OUT	G2	99213
		CLIN	IN	G1	99213
		CLIN	IN	G1	DELTA
C12	99355	ADMIN	IN	G2	99213
		ADMIN	OUT	G2	99213
		CLIN	IN	G1	DELTA


CPEP 12: Cardiothoracic and Vascular Surgery
Data Entry Log

CPEP	PROCCODE	CLINADM	SITE	TIMECAT	SERVREF
C12	99375	ADMIN	IN	G2	DELTA
		ADMIN	OUT	G2	99253
		CLIN	IN	G1	99213
		CLIN	OUT	G1	99253
C12	99391	ADMIN	IN	G2	99213
		ADMIN	OUT	G2	99213
		CLIN	IN	G1	99213
C12	99392	ADMIN	IN	G2	99213
		ADMIN	OUT	G2	99213
		CLIN	IN	G1	99213
C12	99393	ADMIN	IN	G2	99213
		ADMIN	OUT	G2	99213
		CLIN	IN	G1	99213
C12	99394	ADMIN	IN	G2	99213
		ADMIN	OUT	G2	99213
		CLIN	IN	G1	99213
C12	99395	ADMIN	IN	G2	99213
		ADMIN	OUT	G2	99213
		CLIN	IN	G1	99213
C12	99396	ADMIN	IN	G2	99213
		ADMIN	OUT	G2	99213
		CLIN	IN	G1	99213
C12	99397	ADMIN	IN	G2	99213
		ADMIN	OUT	G2	99213
		CLIN	IN	G1	99213
C12	99401	ADMIN	IN	G2	99213
		ADMIN	OUT	G2	99213
		CLIN	IN	G1	99213
C12	99402	ADMIN	IN	G2	99213
		ADMIN	OUT	G2	99213
		CLIN	IN	G1	99213
C12	99403	ADMIN	IN	G2	99213
		ADMIN	OUT	G2	99213
		CLIN	IN	G1	99213
C12	99404	ADMIN	IN	G2	99213
		ADMIN	OUT	G2	99213
		CLIN	IN	G1	99213

Data Entry Log
CPEP 14

Data Entry Log
CPEP 15

Data Entry Log
CPEP 13




Data Entry Log
CPEP 14

Data Entry Log
CPEP 15

Data Entry Log
CPEP 13

**Data Entry Log
(SERVPT)**

- CPEP:** The Clinical Practice Expert Panel (abbreviated CPEP) that provided the estimates for the associated service.
- PROCCODE:** The HCFA Common Procedure Coding System (HCPCS) Code for the specified service.
- CLINADM:** This identifies the record as referring either to clinical staff time (CLIN) or administrative staff time (ADMIN).
- SITE:** This identifies whether the service that is being referenced was profiled in-office (IN) or out-of-office (OUT).
- TIMECAT:** This identifies the labor time category for which the reference service was used.
- SERVREF:** HCPCS Code for the service to which the CPEP referred, in developing estimates.



CPEP 13: Cardiology
Data Entry Log

CPEP	PROCCODE	CLINADM	SITE	TIMECAT	SERVREF
C13	33200	ADMIN	OUT	G2	33208
		ADMIN	OUT	G2x	33208
		CLIN	OUT	G1	33208
		CLIN	OUT	G1x	33208
C13	33201	ADMIN	OUT	G2	33208
		ADMIN	OUT	G2x	33208
		CLIN	OUT	G1	33208
		CLIN	OUT	G1x	33208
C13	33206	ADMIN	OUT	G2	33208
		ADMIN	OUT	G2x	33208
		CLIN	OUT	G1	33208
		CLIN	OUT	G1x	33208
C13	33207	ADMIN	OUT	G2	33208
		ADMIN	OUT	G2x	33208
		CLIN	OUT	G1	33208
		CLIN	OUT	G1x	33208
C13	33210	ADMIN	OUT	G2	33208
		ADMIN	OUT	G2x	33208
C13	33211	ADMIN	OUT	G2	33208
		ADMIN	OUT	G2x	33208
C13	33212	ADMIN	OUT	G2	33208
		ADMIN	OUT	G2x	33208
		CLIN	OUT	G1	33208
		CLIN	OUT	G1	DELTA
		CLIN	OUT	G1x	33208
C13	33213	ADMIN	OUT	G2	33208
		ADMIN	OUT	G2x	33208
		CLIN	OUT	G1	33208
		CLIN	OUT	G1	DELTA
		CLIN	OUT	G1x	33208
C13	33214	ADMIN	OUT	G2	33208
		ADMIN	OUT	G2x	33208
		CLIN	OUT	G1	33208
		CLIN	OUT	G1	DELTA
		CLIN	OUT	G1x	33208
C13	33216	ADMIN	OUT	G2	33208
		ADMIN	OUT	G2x	33208
		CLIN	OUT	G1	33208
		CLIN	OUT	G1	DELTA
		CLIN	OUT	G1x	33208
C13	33217	ADMIN	OUT	G2	33208
		ADMIN	OUT	G2x	33208
		CLIN	OUT	G1	33208
		CLIN	OUT	G1	DELTA
		CLIN	OUT	G1x	33208
C13	33218	ADMIN	OUT	G2	33208
		ADMIN	OUT	G2x	33208
		CLIN	OUT	G1	33208
		CLIN	OUT	G1	DELTA
		CLIN	OUT	G1x	33208
C13	33220	ADMIN	OUT	G2	33208
		ADMIN	OUT	G2x	33208
		CLIN	OUT	G1	33208
		CLIN	OUT	G1	DELTA
		CLIN	OUT	G1x	33208

Data Entry Log
CPEP 14

Data Entry Log
CPEP 15

CPEP 13: Cardiology
Data Entry Log

CPEP	PROCCODE	CLINADM	SITE	TIMECAT	SERVREF
C13	33222	ADMIN	OUT	G2	33208
		ADMIN	OUT	G2x	33208
		CLIN	OUT	G1	33208
		CLIN	OUT	G1	DELTA
		CLIN	OUT	G1x	33208
		CLIN	OUT	G1x	DELTA
C13	33223	ADMIN	OUT	G2	33208
		ADMIN	OUT	G2x	33208
		CLIN	OUT	G1	33208
		CLIN	OUT	G1	DELTA
		CLIN	OUT	G1x	33208
		CLIN	OUT	G1x	DELTA
C13	33233	ADMIN	OUT	G2	33208
		ADMIN	OUT	G2x	33208
		CLIN	OUT	G1	33208
		CLIN	OUT	G1	DELTA
		CLIN	OUT	G1x	33208
		CLIN	OUT	G1x	DELTA
C13	33234	ADMIN	OUT	G2	33208
		ADMIN	OUT	G2x	33208
		CLIN	OUT	G1	33208
		CLIN	OUT	G1	DELTA
		CLIN	OUT	G1x	33208
		CLIN	OUT	G1x	DELTA
C13	33235	ADMIN	OUT	G2	33208
		ADMIN	OUT	G2x	33208
		CLIN	OUT	G1	33208
		CLIN	OUT	G1	DELTA
		CLIN	OUT	G1x	33208
		CLIN	OUT	G1x	DELTA
C13	33236	ADMIN	OUT	G2	33208
		ADMIN	OUT	G2x	33208
		CLIN	OUT	G1	33208
		CLIN	OUT	G1	DELTA
		CLIN	OUT	G1x	33208
		CLIN	OUT	G1x	DELTA
C13	33237	ADMIN	OUT	G2	33208
		ADMIN	OUT	G2x	33208
		CLIN	OUT	G1	33208
		CLIN	OUT	G1	DELTA
		CLIN	OUT	G1x	33208
		CLIN	OUT	G1x	DELTA
C13	33238	ADMIN	OUT	G2	33208
		ADMIN	OUT	G2x	33208
		CLIN	OUT	G1	33208
		CLIN	OUT	G1	DELTA
		CLIN	OUT	G1x	33208
		CLIN	OUT	G1x	DELTA
C13	33240	ADMIN	OUT	G2	33208
		ADMIN	OUT	G2x	33208
		CLIN	OUT	G1	33208
		CLIN	OUT	G1x	33208
C13	33241	ADMIN	OUT	G2	33208
		ADMIN	OUT	G2x	33208
		CLIN	OUT	G1	33208
		CLIN	OUT	G1	DELTA
		CLIN	OUT	G1x	33208
		CLIN	OUT	G1x	DELTA

CPEP 13: Cardiology
Data Entry Log

CPEP	PROCCODE	CLINADM	SITE	TIMECAT	SERVREF
C13	33242	ADMIN	OUT	G2	33208
		ADMIN	OUT	G2x	33208
		CLIN	OUT	G1	33208
		CLIN	OUT	G1	DELTA
		CLIN	OUT	G1x	33208
C13	33243	ADMIN	OUT	G2	33208
		ADMIN	OUT	G2x	33208
		CLIN	OUT	G1	33208
		CLIN	OUT	G1	DELTA
		CLIN	OUT	G1x	33208
C13	33244	ADMIN	OUT	G2	33208
		ADMIN	OUT	G2x	33208
		CLIN	OUT	G1	33208
		CLIN	OUT	G1	DELTA
		CLIN	OUT	G1x	33208
C13	33245	ADMIN	OUT	G2	33208
		ADMIN	OUT	G2x	33208
		CLIN	OUT	G1	33208
		CLIN	OUT	G1x	33208
		CLIN	OUT	G1x	DELTA
C13	33246	ADMIN	OUT	G2	33208
		ADMIN	OUT	G2x	33208
		CLIN	OUT	G1	33208
		CLIN	OUT	G1x	33208
		CLIN	OUT	G1x	DELTA
C13	33247	ADMIN	OUT	G2	33208
		ADMIN	OUT	G2x	33208
		CLIN	OUT	G1	33208
		CLIN	OUT	G1x	33208
		CLIN	OUT	G1x	DELTA
C13	33249	ADMIN	OUT	G2	33208
		ADMIN	OUT	G2x	33208
		CLIN	OUT	G1	33208
		CLIN	OUT	G1x	33208
		CLIN	OUT	G1x	DELTA
C13	35470	ADMIN	OUT	G2	92982
		CLIN	OUT	G1	DELTA
C13	35471	ADMIN	OUT	G2	92982
		CLIN	OUT	G1	DELTA
C13	35472	ADMIN	OUT	G2	92982
		CLIN	OUT	G1	DELTA
C13	35473	ADMIN	OUT	G2	92982
		CLIN	OUT	G1	DELTA
C13	35475	ADMIN	OUT	G2	92982
		CLIN	OUT	G1	DELTA
C13	35476	ADMIN	OUT	G2	92982
		CLIN	OUT	G1	DELTA
C13	35490	ADMIN	OUT	G2	92982
		CLIN	OUT	G1	DELTA
C13	35491	ADMIN	OUT	G2	92982
		CLIN	OUT	G1	DELTA
C13	35492	ADMIN	OUT	G2	92982
		CLIN	OUT	G1	DELTA
C13	35493	ADMIN	OUT	G2	92982
		CLIN	OUT	G1	DELTA

Data Entry Log
CPEP 14

Data Entry Log
CPEP 15

CPEP 13: Cardiology
Data Entry Log

CPEP	PROCCODE	CLINADM	SITE	TIMECAT	SERVREF
C13	35494	ADMIN CLIN	OUT OUT	G2 G1	92982 DELTA
C13	35495	ADMIN CLIN	OUT OUT	G2 G1	92982 DELTA
C13	36488	ADMIN	OUT	G2	36489
C13	36490	ADMIN	OUT	G2	36489
C13	36491	ADMIN	OUT	G2	36489
C13	36493	ADMIN	OUT	G2	36489
C13	36500	ADMIN CLIN	OUT OUT	G2 G1	36489 DELTA
C13	37200	ADMIN CLIN	OUT OUT	G2 G1	92982 DELTA
C13	37201	ADMIN CLIN	OUT OUT	G2 G1	92982 DELTA
C13	37202	ADMIN CLIN	OUT OUT	G2 G1	92982 DELTA
C13	37204	ADMIN CLIN	OUT OUT	G2 G1	92982 DELTA
C13	37205	ADMIN CLIN	OUT OUT	G2 G1	92982 DELTA
C13	37206	CLIN	OUT	G1	DELTA
C13	37209	ADMIN CLIN	OUT OUT	G2 G1	92982 DELTA
C13	75978	ADMIN CLIN	OUT OUT	G2 G1	92982 DELTA
C13	75992	ADMIN CLIN	OUT OUT	G2 G1	92982 DELTA
C13	75993	ADMIN CLIN	OUT OUT	G2 G1	92982 DELTA
C13	76826	ADMIN ADMIN CLIN CLIN	IN OUT IN OUT	G2 G2 G1 G1	DELTA DELTA DELTA DELTA
C13	76827	ADMIN ADMIN CLIN CLIN	IN OUT IN OUT	G2 G2 G1 G1	DELTA DELTA DELTA DELTA
C13	76828	ADMIN ADMIN CLIN CLIN	IN OUT IN OUT	G2 G2 G1 G1	DELTA DELTA DELTA DELTA
C13	78414	ADMIN ADMIN CLIN CLIN CLIN	IN OUT IN IN OUT	G2 G2 G1 G1 G1	78465 DELTA 78465 DELTA DELTA

CPEP 13: Cardiology
Data Entry Log

CPEP	PROCCODE	CLINADM	SITE	TIMECAT	SERVREF
C13	78428	ADMIN	IN	G2	78465
		ADMIN	OUT	G2	DELTA
		CLIN	IN	G1	78465
		CLIN	IN	G1	DELTA
		CLIN	OUT	G1	DELTA
C13	78460	ADMIN	IN	G2	78465
		ADMIN	OUT	G2	DELTA
		CLIN	IN	G1	78465
		CLIN	IN	G1	DELTA
		CLIN	OUT	G1	DELTA
C13	78461	ADMIN	IN	G2	78465
		ADMIN	OUT	G2	DELTA
		CLIN	IN	G1	78465
		CLIN	IN	G1	DELTA
		CLIN	OUT	G1	DELTA
C13	78464	ADMIN	IN	G2	78465
		ADMIN	OUT	G2	DELTA
		CLIN	IN	G1	78465
		CLIN	IN	G1	DELTA
		CLIN	OUT	G1	DELTA
C13	78466	ADMIN	IN	G2	78465
		ADMIN	OUT	G2	DELTA
		CLIN	IN	G1	78465
		CLIN	IN	G1	DELTA
		CLIN	OUT	G1	DELTA
C13	78468	ADMIN	IN	G2	78465
		ADMIN	OUT	G2	78465
		CLIN	IN	G1	78465
		CLIN	OUT	G1	DELTA
C13	78469	ADMIN	IN	G2	78465
		ADMIN	OUT	G2	DELTA
		CLIN	IN	G1	78465
		CLIN	IN	G1	DELTA
		CLIN	OUT	G1	DELTA
C13	78472	ADMIN	IN	G2	78465
		ADMIN	OUT	G2	DELTA
		CLIN	IN	G1	78465
		CLIN	IN	G1	DELTA
		CLIN	OUT	G1	DELTA
C13	78473	ADMIN	IN	G2	78465
		ADMIN	OUT	G2	DELTA
		CLIN	IN	G1	78465
		CLIN	IN	G1	DELTA
		CLIN	OUT	G1	DELTA
C13	78478	CLIN	IN	G1	DELTA
C13	78480	CLIN	IN	G1	DELTA
C13	78481	ADMIN	IN	G2	78465
		ADMIN	OUT	G2	DELTA
		CLIN	IN	G1	78465
		CLIN	IN	G1	DELTA
		CLIN	OUT	G1	DELTA
C13	78483	ADMIN	IN	G2	78465
		ADMIN	OUT	G2	DELTA
		CLIN	IN	G1	78465
		CLIN	IN	G1	DELTA
		CLIN	OUT	G1	DELTA
C13	92950	ADMIN	OUT	G2	31500

Data Entry Log
CPEP 14

Data Entry Log
CPEP 15

CPEP 13: Cardiology
Data Entry Log

CPEP	PROCCODE	CLINADM	SITE	TIMECAT	SERVREF
C13	92953	ADMIN	OUT	G2	31500
C13	92960	ADMIN ADMIN CLIN	OUT OUT OUT	G2 G2 G1	31500 DELTA DELTA
C13	92970	ADMIN CLIN CLIN	OUT OUT OUT	G2 G1 G1	92982 93510 DELTA
C13	92975	ADMIN CLIN CLIN	OUT OUT OUT	G2 G1 G1	92982 92982 DELTA
C13	92977	ADMIN	OUT	G2	DELTA
C13	92980	ADMIN CLIN CLIN	OUT OUT OUT	G2 G1 G1	92982 92982 DELTA
C13	92981	CLIN	OUT	G1	DELTA
C13	92984	CLIN	OUT	G1	DELTA
C13	92986	ADMIN ADMIN CLIN CLIN CLIN	OUT OUT OUT OUT OUT	G2 G2x G0 G1 G1x	92982 33208 DELTA DELTA DELTA
C13	92990	CLIN	OUT	G1	DELTA
C13	92995	ADMIN CLIN CLIN	OUT OUT OUT	G2 G1 G1	92982 92982 DELTA
C13	92996	CLIN	OUT	G1	DELTA
C13	93005	ADMIN ADMIN CLIN	IN IN IN	G2 G2 G1	93000 DELTA 93000
C13	93010	ADMIN	OUT	G2	DELTA
C13	93012	ADMIN ADMIN CLIN CLIN	IN IN IN IN	G2 G2 G1 G1	93000 DELTA 93000 DELTA
C13	93014	ADMIN ADMIN ADMIN	IN IN OUT	G2 G2 G2	93000 DELTA DELTA
C13	93016	ADMIN	OUT	G2	DELTA
C13	93017	ADMIN ADMIN ADMIN CLIN	IN IN OUT IN	G2 G2 G2 G1	93015 DELTA DELTA DELTA
C13	93018	ADMIN	OUT	G2	DELTA
C13	93040	ADMIN CLIN	IN IN	G2 G1	93000 93000
C13	93041	ADMIN ADMIN CLIN	IN IN IN	G2 G2 G1	93000 DELTA 93000
C13	93042	ADMIN	OUT	G2	DELTA

CPEP 13: Cardiology
Data Entry Log

CPEP	PROCCODE	CLINADM	SITE	TIMECAT	SERVREF
C13	93201	ADMIN	IN	G2	93224
		CLIN	IN	G1	93224
C13	93202	ADMIN	IN	G2	93224
		ADMIN	OUT	G2	DELTA
		CLIN	IN	G1	93224
		CLIN	IN	G1	DELTA
		CLIN	OUT	G1	DELTA
C13	93204	ADMIN	IN	G2	93224
		ADMIN	IN	G2	DELTA
		ADMIN	OUT	G2	DELTA
C13	93205	ADMIN	IN	G2	93224
		CLIN	IN	G1	93224
C13	93208	ADMIN	IN	G2	93224
		CLIN	IN	G1	93224
C13	93209	ADMIN	IN	G2	93224
		ADMIN	IN	G2	DELTA
		ADMIN	OUT	G2	DELTA
C13	93210	ADMIN	IN	G2	DELTA
		ADMIN	OUT	G2	DELTA
		CLIN	IN	G1	DELTA
C13	93220	ADMIN	IN	G2	93000
		CLIN	IN	G1	93000
		CLIN	IN	G1	DELTA
C13	93221	ADMIN	IN	G2	93000
		ADMIN	IN	G2	DELTA
		CLIN	IN	G1	93000
		CLIN	IN	G1	DELTA
C13	93222	ADMIN	OUT	G2	DELTA
C13	93225	ADMIN	IN	G2	93224
		ADMIN	IN	G2	DELTA
		CLIN	IN	G1	93224
		CLIN	IN	G1	DELTA
C13	93226	ADMIN	IN	G2	93224
		ADMIN	IN	G2	DELTA
		ADMIN	OUT	G2	DELTA
		CLIN	IN	G1	93224
		CLIN	IN	G1	DELTA
		CLIN	OUT	G1	DELTA
C13	93227	ADMIN	IN	G2	93224
		ADMIN	IN	G2	DELTA
		ADMIN	OUT	G2	DELTA
C13	93230	ADMIN	IN	G2	93224
		CLIN	IN	G1	93224
C13	93231	ADMIN	IN	G2	93224
		ADMIN	IN	G2	DELTA
		ADMIN	OUT	G2	DELTA
		CLIN	IN	G1	93224
		CLIN	IN	G1	DELTA
		CLIN	OUT	G1	DELTA
C13	93232	ADMIN	IN	G2	93224
		ADMIN	IN	G2	DELTA
		ADMIN	OUT	G2	DELTA
		CLIN	IN	G1	93224
		CLIN	IN	G1	DELTA
		CLIN	OUT	G1	DELTA

Data Entry Log
CPEP 14

Data Entry Log
CPEP 15

CPEP 13: Cardiology
Data Entry Log

CPEP	PROCCODE	CLINADM	SITE	TIMECAT	SERVREF
C13	93233	ADMIN	IN	G2	93224
		ADMIN	IN	G2	DELTA
		ADMIN	OUT	G2	DELTA
C13	93235	ADMIN	IN	G2	93224
		CLIN	IN	G1	93224
C13	93236	ADMIN	IN	G2	93224
		ADMIN	IN	G2	DELTA
		ADMIN	OUT	G2	DELTA
		CLIN	IN	G1	93224
		CLIN	IN	G1	DELTA
		CLIN	OUT	G1	DELTA
C13	93237	ADMIN	IN	G2	93224
		ADMIN	IN	G2	DELTA
		ADMIN	OUT	G2	DELTA
C13	93268	ADMIN	IN	G2	93224
		ADMIN	IN	G2	DELTA
		ADMIN	OUT	G2	DELTA
		CLIN	IN	G1	DELTA
		CLIN	OUT	G1	DELTA
C13	93270	ADMIN	IN	G2	93224
		ADMIN	IN	G2	DELTA
		CLIN	IN	G1	DELTA
C13	93271	ADMIN	IN	G2	93224
		ADMIN	IN	G2	DELTA
		CLIN	IN	G1	DELTA
C13	93272	ADMIN	IN	G2	93224
		ADMIN	IN	G2	DELTA
C13	93278	ADMIN	IN	G2	93000
		ADMIN	OUT	G2	DELTA
		CLIN	IN	G1	93000
		CLIN	IN	G1	DELTA
		CLIN	OUT	G1	DELTA
C13	93308	ADMIN	IN	G2	93307
		ADMIN	OUT	G2	DELTA
		CLIN	IN	G1	93307
		CLIN	IN	G1	DELTA
		CLIN	OUT	G1	93307
C13	93312	ADMIN	IN	G2	93307
		ADMIN	OUT	G2	DELTA
		CLIN	IN	G1	93307
		CLIN	IN	G1	DELTA
		CLIN	OUT	G1	93307
		CLIN	OUT	G1	DELTA
C13	93313	ADMIN	IN	G2	93307
		ADMIN	IN	G2	DELTA
		ADMIN	OUT	G2	DELTA
		CLIN	IN	G1	DELTA
		CLIN	OUT	G1	DELTA
C13	93314	ADMIN	IN	G2	93307
		ADMIN	IN	G2	DELTA
		ADMIN	OUT	G2	DELTA
		CLIN	IN	G1	DELTA
		CLIN	OUT	G1	DELTA
C13	93320	CLIN	IN	G1	DELTA
		CLIN	OUT	G1	DELTA

CPEP 13: Cardiology
Data Entry Log

CPEP	PROCCODE	CLINADM	SITE	TIMECAT	SERVREF
C13	93321	CLIN CLIN	IN OUT	G1 G1	DELTA DELTA
C13	93325	CLIN	IN	G1	DELTA
C13	93350	ADMIN ADMIN CLIN CLIN CLIN CLIN	IN OUT IN IN OUT OUT	G2 G2 G1 G1 G1 G1	93307 DELTA 93307 DELTA 93307 DELTA
C13	93501	ADMIN CLIN	OUT OUT	G2 G1	93510 93510
C13	93503	ADMIN	OUT	G2	93510
C13	93505	ADMIN CLIN	OUT OUT	G2 G1	93510 93510
C13	93511	ADMIN CLIN CLIN	OUT OUT OUT	G2 G1 G1	93510 93510 DELTA
C13	93514	ADMIN CLIN	OUT OUT	G2 G1	93510 93510
C13	93524	ADMIN CLIN CLIN	OUT OUT OUT	G2 G1 G1	93510 93510 DELTA
C13	93526	ADMIN CLIN CLIN	OUT OUT OUT	G2 G1 G1	93510 93510 DELTA
C13	93527	ADMIN CLIN CLIN	OUT OUT OUT	G2 G1 G1	93510 93510 DELTA
C13	93528	ADMIN CLIN CLIN	OUT OUT OUT	G2 G1 G1	93510 93510 DELTA
C13	93529	ADMIN CLIN CLIN	OUT OUT OUT	G2 G1 G1	93510 93510 DELTA
C13	93536	ADMIN CLIN CLIN	OUT OUT OUT	G2 G1 G1	93510 93510 DELTA
C13	93539	CLIN	OUT	G1	DELTA
C13	93540	CLIN	OUT	G1	DELTA
C13	93541	CLIN	OUT	G1	DELTA
C13	93542	CLIN	OUT	G1	DELTA
C13	93543	CLIN	OUT	G1	DELTA
C13	93544	CLIN	OUT	G1	DELTA
C13	93545	CLIN	OUT	G1	DELTA
C13	93561	ADMIN CLIN	OUT OUT	G2 G1	93510 93510
C13	93562	CLIN	OUT	G1	DELTA

Data Entry Log
CPEP 14

Data Entry Log
CPEP 15

CPEP 13: Cardiology
Data Entry Log

CPEP	PROCCODE	CLINADM	SITE	TIMECAT	SERVREF
C13	93600	ADMIN	OUT	G2	93620
		ADMIN	OUT	G2	DELTA
		CLIN	OUT	G1	DELTA
C13	93602	ADMIN	OUT	G2	93620
		ADMIN	OUT	G2	DELTA
		CLIN	OUT	G1	DELTA
C13	93603	ADMIN	OUT	G2	93620
		ADMIN	OUT	G2	DELTA
		CLIN	OUT	G1	DELTA
C13	93607	ADMIN	OUT	G2	93620
		ADMIN	OUT	G2	DELTA
		CLIN	OUT	G1	DELTA
C13	93609	ADMIN	OUT	G2	93620
		CLIN	OUT	G1	DELTA
C13	93610	ADMIN	OUT	G2	93620
		ADMIN	OUT	G2	DELTA
		CLIN	OUT	G1	DELTA
C13	93612	ADMIN	OUT	G2	93620
		ADMIN	OUT	G2	DELTA
		CLIN	OUT	G1	DELTA
C13	93615	ADMIN	OUT	G2	93620
		CLIN	OUT	G1	DELTA
C13	93616	ADMIN	OUT	G2	93620
		CLIN	OUT	G1	DELTA
C13	93618	ADMIN	OUT	G2	93620
		CLIN	OUT	G1	DELTA
C13	93619	ADMIN	OUT	G2	93620
		CLIN	OUT	G1	DELTA
C13	93621	ADMIN	OUT	G2	93620
		CLIN	OUT	G1	DELTA
C13	93622	ADMIN	OUT	G2	93620
		CLIN	OUT	G1	DELTA
C13	93623	CLIN	OUT	G1	DELTA
C13	93624	ADMIN	OUT	G2	93620
		CLIN	OUT	G1	DELTA
C13	93631	ADMIN	OUT	G2	93620
		CLIN	OUT	G1	DELTA
C13	93640	ADMIN	OUT	G2	93620
		CLIN	OUT	G1	DELTA
C13	93641	ADMIN	OUT	G2	93620
		CLIN	OUT	G1	DELTA
C13	93642	ADMIN	OUT	G2	93620
		CLIN	OUT	G1	DELTA
C13	93650	ADMIN	OUT	G2	93620
		CLIN	OUT	G1	DELTA
C13	93651	ADMIN	OUT	G2	93620
		CLIN	OUT	G1	DELTA
C13	93652	ADMIN	OUT	G2	93620
		CLIN	OUT	G1	DELTA

CPEP 13: Cardiology
Data Entry Log

CPEP	PROCCODE	CLINADM	SITE	TIMECAT	SERVREF
C13	93660	ADMIN	IN	G2	DELTA
		ADMIN	OUT	G2	93620
		CLIN	IN	G1	DELTA
		CLIN	OUT	G1	93620
C13	93724	ADMIN	IN	G2	93736
		ADMIN	IN	G2	DELTA
		ADMIN	OUT	G2	DELTA
		CLIN	IN	G1	93736
		CLIN	IN	G1	DELTA
		CLIN	OUT	G1	DELTA
C13	93731	ADMIN	IN	G2	93736
		ADMIN	IN	G2	DELTA
		ADMIN	OUT	G2	DELTA
		CLIN	IN	G1	93736
		CLIN	IN	G1	DELTA
		CLIN	OUT	G1	DELTA
C13	93732	ADMIN	IN	G2	93736
		ADMIN	IN	G2	DELTA
		ADMIN	OUT	G2	DELTA
		CLIN	IN	G1	93736
		CLIN	IN	G1	DELTA
		CLIN	OUT	G1	DELTA
C13	93733	ADMIN	IN	G2	93736
		ADMIN	OUT	G2	DELTA
		CLIN	IN	G1	93736
		CLIN	OUT	G1	DELTA
C13	93734	ADMIN	IN	G2	93736
		ADMIN	IN	G2	DELTA
		ADMIN	OUT	G2	DELTA
		CLIN	IN	G1	93736
		CLIN	IN	G1	DELTA
		CLIN	OUT	G1	DELTA
C13	93735	ADMIN	IN	G2	93736
		ADMIN	IN	G2	DELTA
		ADMIN	OUT	G2	DELTA
		CLIN	IN	G1	93736
		CLIN	IN	G1	DELTA
		CLIN	OUT	G1	DELTA
C13	93737	ADMIN	IN	G2	93736
		ADMIN	IN	G2	DELTA
		ADMIN	OUT	G2	DELTA
		CLIN	IN	G1	93736
		CLIN	IN	G1	DELTA
		CLIN	OUT	G1	DELTA
C13	93738	ADMIN	IN	G2	93736
		ADMIN	IN	G2	DELTA
		ADMIN	OUT	G2	DELTA
		CLIN	IN	G1	93736
		CLIN	IN	G1	DELTA
		CLIN	OUT	G1	DELTA
C13	93797	ADMIN	IN	G2	93798
		ADMIN	OUT	G2	93798
C13	99211	ADMIN	IN	G2	99213
		ADMIN	IN	G2	DELTA
		ADMIN	OUT	G2	99213
		ADMIN	OUT	G2	DELTA
		CLIN	IN	G1	99213
		CLIN	IN	G1	DELTA
		CLIN	OUT	G1	99213
		CLIN	OUT	G1	DELTA

Data Entry Log
CPEP 14

Data Entry Log
CPEP 15

CPEP 13: Cardiology
Data Entry Log

CPEP	PROCCODE	CLINADM	SITE	TIMECAT	SERVREF
C13	99212	ADMIN	IN	G2	99213
		ADMIN	IN	G2	DELTA
		ADMIN	OUT	G2	99213
		ADMIN	OUT	G2	DELTA
		CLIN	IN	G1	99213
		CLIN	IN	G1	DELTA
		CLIN	OUT	G1	99213
		CLIN	OUT	G1	DELTA
C13	99214	ADMIN	IN	G2	99213
		ADMIN	IN	G2	DELTA
		ADMIN	OUT	G2	99213
		ADMIN	OUT	G2	DELTA
		CLIN	IN	G1	99213
		CLIN	IN	G1	DELTA
		CLIN	OUT	G1	99213
		CLIN	OUT	G1	DELTA
C13	99215	ADMIN	IN	G2	99213
		ADMIN	IN	G2	DELTA
		ADMIN	OUT	G2	99213
		ADMIN	OUT	G2	DELTA
		CLIN	IN	G1	99213
		CLIN	IN	G1	DELTA
		CLIN	OUT	G1	99213
		CLIN	OUT	G1	DELTA
C13	99217	ADMIN	OUT	G2	99232
		ADMIN	OUT	G2	DELTA
		CLIN	OUT	G1	DELTA
C13	99231	ADMIN	OUT	G2	99232
		CLIN	OUT	G1	99232
C13	99233	ADMIN	OUT	G2	99232
		CLIN	OUT	G1	99232
		CLIN	OUT	G1	DELTA
C13	99238	ADMIN	OUT	G2	99232
		ADMIN	OUT	G2	DELTA
		CLIN	OUT	G1	DELTA
C13	99241	ADMIN	IN	G2	99243
		ADMIN	IN	G2	DELTA
		ADMIN	OUT	G2	99243
		ADMIN	OUT	G2	DELTA
		CLIN	IN	G1	99243
		CLIN	IN	G1	DELTA
		CLIN	OUT	G1	99243
		CLIN	OUT	G1	DELTA
C13	99242	ADMIN	IN	G2	99243
		ADMIN	IN	G2	DELTA
		ADMIN	OUT	G2	99243
		ADMIN	OUT	G2	DELTA
		CLIN	IN	G1	99243
		CLIN	IN	G1	DELTA
		CLIN	OUT	G1	99243
		CLIN	OUT	G1	DELTA
C13	99244	ADMIN	IN	G2	99243
		ADMIN	IN	G2	DELTA
		ADMIN	OUT	G2	99243
		ADMIN	OUT	G2	DELTA
		CLIN	IN	G1	99243
		CLIN	IN	G1	DELTA
		CLIN	OUT	G1	99243
		CLIN	OUT	G1	DELTA

CPEP 13: Cardiology
Data Entry Log

CPEP	PROCCODE	CLINADM	SITE	TIMECAT	SERVREF
C13	99245	ADMIN	IN	G2	99243
		ADMIN	IN	G2	DELTA
		ADMIN	OUT	G2	99243
		ADMIN	OUT	G2	DELTA
		CLIN	IN	G1	99243
		CLIN	IN	G1	DELTA
		CLIN	OUT	G1	99243
		CLIN	OUT	G1	DELTA
C13	99251	ADMIN	OUT	G2	99253
		ADMIN	OUT	G2	DELTA
		CLIN	OUT	G1	99253
		CLIN	OUT	G1	DELTA
C13	99252	ADMIN	OUT	G2	99253
		ADMIN	OUT	G2	DELTA
		CLIN	OUT	G1	99253
		CLIN	OUT	G1	DELTA
C13	99254	ADMIN	OUT	G2	99253
		ADMIN	OUT	G2	DELTA
		CLIN	OUT	G1	99253
		CLIN	OUT	G1	DELTA
C13	99255	ADMIN	OUT	G2	99253
		ADMIN	OUT	G2	DELTA
		CLIN	OUT	G1	99253
		CLIN	OUT	G1	DELTA
C13	99261	ADMIN	OUT	G2	99253
		ADMIN	OUT	G2	DELTA
		CLIN	OUT	G1	99253
		CLIN	OUT	G1	DELTA
C13	99262	ADMIN	OUT	G2	99253
		CLIN	OUT	G1	99253
C13	99263	ADMIN	OUT	G2	99253
		ADMIN	OUT	G2	DELTA
		CLIN	OUT	G1	99253
		CLIN	OUT	G1	DELTA
C13	99271	ADMIN	OUT	G2	99253
		ADMIN	OUT	G2	DELTA
		CLIN	OUT	G1	99253
		CLIN	OUT	G1	DELTA
C13	99272	ADMIN	OUT	G2	99253
		ADMIN	OUT	G2	DELTA
		CLIN	OUT	G1	99253
		CLIN	OUT	G1	DELTA
C13	99273	ADMIN	OUT	G2	99253
		CLIN	OUT	G1	99253
C13	99274	ADMIN	OUT	G2	99253
		ADMIN	OUT	G2	DELTA
		CLIN	OUT	G1	99253
		CLIN	OUT	G1	DELTA
C13	99275	ADMIN	OUT	G2	99253
		ADMIN	OUT	G2	DELTA
		CLIN	OUT	G1	99253
		CLIN	OUT	G1	DELTA
C13	99354	ADMIN	IN	G2	DELTA
		ADMIN	OUT	G2	DELTA
		CLIN	IN	G1	DELTA
		CLIN	OUT	G1	DELTA

Data Entry Log
CPEP 14

Data Entry Log
CPEP 15

CPEP 13: Cardiology
Data Entry Log


CPEP	PROCCODE	CLINADM	SITE	TIMECAT	SERVREF
C13	99355	CLIN	IN	G1	DELTA
		CLIN	OUT	G1	DELTA
C13	99356	ADMIN	OUT	G2	99232
		ADMIN	OUT	G2	DELTA
C13	99375	ADMIN	IN	G2	DELTA
		CLIN	IN	G1	DELTA
C13	99395	ADMIN	IN	G2	99243
		ADMIN	IN	G2	DELTA
		ADMIN	OUT	G2	99243
		ADMIN	OUT	G2	DELTA
		CLIN	IN	G1	99243
		CLIN	IN	G1	DELTA
		CLIN	OUT	G1	99243
		CLIN	OUT	G1	DELTA
C13	99396	ADMIN	IN	G2	99243
		ADMIN	IN	G2	DELTA
		ADMIN	OUT	G2	99243
		ADMIN	OUT	G2	DELTA
		CLIN	IN	G1	99243
		CLIN	IN	G1	DELTA
		CLIN	OUT	G1	99243
C13	99397	ADMIN	IN	G2	99243
		ADMIN	IN	G2	DELTA
		ADMIN	OUT	G2	99243
		ADMIN	OUT	G2	DELTA
		CLIN	IN	G1	99243
		CLIN	IN	G1	DELTA
		CLIN	OUT	G1	99243
C13	99401	ADMIN	IN	G2	99213
		ADMIN	OUT	G2	99213
		CLIN	IN	G1	99213
		CLIN	OUT	G1	99213
C13	99402	ADMIN	IN	G2	99213
		ADMIN	OUT	G2	99213
		CLIN	IN	G1	99213
		CLIN	OUT	G1	99213
C13	99403	ADMIN	IN	G2	99213
		ADMIN	OUT	G2	99213
		CLIN	IN	G1	99213
		CLIN	OUT	G1	99213
C13	99404	ADMIN	IN	G2	99213
		ADMIN	OUT	G2	99213
		CLIN	IN	G1	99213
		CLIN	OUT	G1	99213
C13	G0004	ADMIN	IN	G2	93224
		ADMIN	IN	G2	DELTA
		CLIN	IN	G1	DELTA
C13	G0005	ADMIN	IN	G2	93224
		ADMIN	IN	G2	DELTA
		CLIN	IN	G1	DELTA
C13	G0006	ADMIN	IN	G2	93224
		ADMIN	IN	G2	DELTA
		CLIN	IN	G1	DELTA
C13	G0007	ADMIN	IN	G2	93224
		ADMIN	IN	G2	DELTA

CPEP 13: Cardiology
Data Entry Log

CPEP	PROCCODE	CLINADM	SITE	TIMECAT	SERVREF
C13	G0015	ADMIN	IN	G2	93224
		ADMIN	IN	G2	DELTA
		CLIN	IN	G1	DELTA
C13	G0016	ADMIN	IN	G2	93224
		ADMIN	IN	G2	DELTA
C13	R0076	CLIN	IN	G1	DELTA

Data Entry Log
CPEP 14

Data Entry Log
CPEP 15




Data Entry Log
CPEP 14

Data Entry Log
CPEP 15

**Data Entry Log
(SERVPT)**

- CPEP:** The Clinical Practice Expert Panel (abbreviated CPEP) that provided the estimates for the associated service.
- PROCCODE:** The HCFA Common Procedure Coding System (HCPCS) Code for the specified service.
- CLINADM:** This identifies the record as referring either to clinical staff time (CLIN) or administrative staff time (ADMIN).
- SITE:** This identifies whether the service that is being referenced was profiled in-office (IN) or out-of-office (OUT).
- TIMECAT:** This identifies the labor time category for which the reference service was used.
- SERVREF:** HCPCS Code for the service to which the CPEP referred, in developing estimates.



CPEP 14: Anesthesiology/Pathology
Data Entry Log

CPEP	PROCCODE	CLINADM	SITE	TIMECAT	SERVREF
C14	00100	ADMIN	OUT	G2	01210
		CLIN	OUT	G1	01210
		CLIN	OUT	G1	DELTA
C14	00102	ADMIN	OUT	G2	01210
		CLIN	OUT	G1	01210
C14	00104	ADMIN	IN	G2	DELTA
		ADMIN	OUT	G2	01210
		ADMIN	OUT	G2	DELTA
		CLIN	IN	G1	DELTA
		CLIN	OUT	G1	01210
		CLIN	OUT	G1	DELTA
C14	00120	ADMIN	OUT	G2	01210
		CLIN	OUT	G1	01210
		CLIN	OUT	G1	DELTA
C14	00124	ADMIN	IN	G2	DELTA
		ADMIN	OUT	G2	01210
		CLIN	IN	G1	DELTA
		CLIN	OUT	G1	01210
		CLIN	OUT	G1	DELTA
C14	00126	ADMIN	OUT	G2	01210
		CLIN	OUT	G1	01210
		CLIN	OUT	G1	DELTA
C14	00140	ADMIN	OUT	G2	01210
		CLIN	OUT	G1	01210
		CLIN	OUT	G1	DELTA
C14	00142	ADMIN	OUT	G2	01210
		CLIN	OUT	G1	01210
		CLIN	OUT	G1	DELTA
C14	00144	ADMIN	OUT	G2	01210
		CLIN	OUT	G1	01210
		CLIN	OUT	G1	DELTA
C14	00145	ADMIN	OUT	G2	01210
		CLIN	OUT	G1	01210
		CLIN	OUT	G1	DELTA
C14	00147	ADMIN	OUT	G2	01210
		CLIN	OUT	G1	01210
		CLIN	OUT	G1	DELTA
C14	00148	ADMIN	OUT	G2	01210
		CLIN	OUT	G1	01210
		CLIN	OUT	G1	DELTA
C14	00160	ADMIN	OUT	G2	01210
		CLIN	OUT	G1	01210
		CLIN	OUT	G1	DELTA
C14	00162	ADMIN	OUT	G2	01210
		CLIN	OUT	G1	01210
C14	00164	ADMIN	OUT	G2	01210
		CLIN	OUT	G1	01210
		CLIN	OUT	G1	DELTA
C14	00170	ADMIN	OUT	G2	01210
		CLIN	OUT	G1	01210
		CLIN	OUT	G1	DELTA
C14	00172	ADMIN	OUT	G2	01210
		CLIN	OUT	G1	01210

Data Entry Log
CPEP 15

CPEP 14: Anesthesiology/Pathology
Data Entry Log

CPEP	PROCCODE	CLINADM	SITE	TIMECAT	SERVREF
C14	00174	ADMIN	OUT	G2	01210
		CLIN	OUT	G1	01210
C14	00176	ADMIN	OUT	G2	01210
		CLIN	OUT	G1	01210
C14	00190	ADMIN	OUT	G2	01210
		CLIN	OUT	G1	01210
C14	00192	ADMIN	OUT	G2	01210
		CLIN	OUT	G1	01210
		CLIN	OUT	G1	DELTA
C14	00210	ADMIN	OUT	G2	00562
		CLIN	OUT	G1	00562
		CLIN	OUT	G1	DELTA
C14	00212	ADMIN	OUT	G2	01210
		CLIN	OUT	G1	01210
		CLIN	OUT	G1	DELTA
C14	00214	ADMIN	OUT	G2	01210
		CLIN	OUT	G1	01210
C14	00216	ADMIN	OUT	G2	00562
		CLIN	OUT	G1	00562
		CLIN	OUT	G1	DELTA
C14	00218	ADMIN	OUT	G2	00562
		CLIN	OUT	G1	00562
C14	00220	ADMIN	OUT	G2	01210
		CLIN	OUT	G1	01210
C14	00222	ADMIN	OUT	G2	01210
		CLIN	OUT	G1	01210
C14	00300	ADMIN	OUT	G2	01210
		CLIN	OUT	G1	01210
		CLIN	OUT	G1	DELTA
C14	00320	ADMIN	OUT	G2	01210
		CLIN	OUT	G1	01210
		CLIN	OUT	G1	DELTA
C14	00322	ADMIN	OUT	G2	01210
		CLIN	OUT	G1	01210
		CLIN	OUT	G1	DELTA
C14	00350	ADMIN	OUT	G2	00562
		CLIN	OUT	G1	00562
		CLIN	OUT	G1	DELTA
C14	00352	ADMIN	OUT	G2	01210
		CLIN	OUT	G1	01210
		CLIN	OUT	G1	DELTA
C14	00400	ADMIN	OUT	G2	01210
		CLIN	OUT	G1	01210
		CLIN	OUT	G1	DELTA
C14	00402	ADMIN	OUT	G2	01210
		CLIN	OUT	G1	01210
		CLIN	OUT	G1	DELTA
C14	00404	ADMIN	OUT	G2	01210
		CLIN	OUT	G1	01210
		CLIN	OUT	G1	DELTA

CPEP 14: Anesthesiology/Pathology
Data Entry Log

CPEP	PROCCODE	CLINADM	SITE	TIMECAT	SERVREF
C14	00406	ADMIN	OUT	G2	01210
		CLIN	OUT	G1	01210
		CLIN	OUT	G1	DELTA
C14	00410	ADMIN	OUT	G2	01210
		CLIN	OUT	G1	01210
		CLIN	OUT	G1	DELTA
C14	00420	ADMIN	OUT	G2	01210
		CLIN	OUT	G1	01210
C14	00450	ADMIN	OUT	G2	01210
		CLIN	OUT	G1	01210
C14	00452	ADMIN	OUT	G2	01210
		CLIN	OUT	G1	01210
C14	00454	ADMIN	OUT	G2	01210
		CLIN	OUT	G1	01210
		CLIN	OUT	G1	DELTA
C14	00470	ADMIN	OUT	G2	01210
		CLIN	OUT	G1	01210
		CLIN	OUT	G1	DELTA
C14	00472	ADMIN	OUT	G2	01210
		CLIN	OUT	G1	01210
C14	00474	ADMIN	OUT	G2	01210
		CLIN	OUT	G1	01210
		CLIN	OUT	G1	DELTA
C14	00500	ADMIN	OUT	G2	00562
		CLIN	OUT	G1	00562
		CLIN	OUT	G1	DELTA
C14	00520	ADMIN	OUT	G2	00562
		CLIN	OUT	G1	00562
		CLIN	OUT	G1	DELTA
C14	00522	ADMIN	OUT	G2	01210
		CLIN	OUT	G1	01210
C14	00524	ADMIN	OUT	G2	01210
		CLIN	OUT	G1	01210
		CLIN	OUT	G1	DELTA
C14	00528	ADMIN	OUT	G2	01210
		CLIN	OUT	G1	01210
		CLIN	OUT	G1	DELTA
C14	00530	ADMIN	OUT	G2	01210
		CLIN	OUT	G1	01210
		CLIN	OUT	G1	DELTA
C14	00532	ADMIN	OUT	G2	01210
		CLIN	OUT	G1	01210
		CLIN	OUT	G1	DELTA
C14	00540	ADMIN	OUT	G2	00562
		CLIN	OUT	G1	00562
		CLIN	OUT	G1	DELTA
C14	00542	ADMIN	OUT	G2	00562
		CLIN	OUT	G1	00562
		CLIN	OUT	G1	DELTA
C14	00544	ADMIN	OUT	G2	00562
		CLIN	OUT	G1	00562
		CLIN	OUT	G1	DELTA

Data Entry Log
CPEP 15

CPEP 14: Anesthesiology/Pathology
Data Entry Log

CPEP	PROCCODE	CLINADM	SITE	TIMECAT	SERVREF
C14	00546	ADMIN	OUT	G2	00562
		CLIN	OUT	G1	00562
		CLIN	OUT	G1	DELTA
C14	00548	ADMIN	OUT	G2	00562
		CLIN	OUT	G1	00562
		CLIN	OUT	G1	DELTA
C14	00560	ADMIN	OUT	G2	00562
		CLIN	OUT	G1	00562
C14	00580	ADMIN	OUT	G2	00562
		CLIN	OUT	G1	00562
C14	00600	ADMIN	OUT	G2	01210
		CLIN	OUT	G1	01210
		CLIN	OUT	G1	DELTA
C14	00604	ADMIN	OUT	G2	00562
		CLIN	OUT	G1	00562
		CLIN	OUT	G1	DELTA
C14	00620	ADMIN	OUT	G2	01210
		CLIN	OUT	G1	01210
		CLIN	OUT	G1	DELTA
C14	00622	ADMIN	OUT	G2	01210
		CLIN	OUT	G1	01210
		CLIN	OUT	G1	DELTA
C14	00630	ADMIN	OUT	G2	01210
		CLIN	OUT	G1	01210
		CLIN	OUT	G1	DELTA
C14	00632	ADMIN	OUT	G2	01210
		CLIN	OUT	G1	01210
		CLIN	OUT	G1	DELTA
C14	00634	ADMIN	OUT	G2	01210
		CLIN	OUT	G1	01210
		CLIN	OUT	G1	DELTA
C14	00670	ADMIN	OUT	G2	00562
		CLIN	OUT	G1	00562
		CLIN	OUT	G1	DELTA
C14	00700	ADMIN	OUT	G2	01210
		CLIN	OUT	G1	01210
		CLIN	OUT	G1	DELTA
C14	00702	ADMIN	OUT	G2	01210
		CLIN	OUT	G1	01210
		CLIN	OUT	G1	DELTA
C14	00730	ADMIN	OUT	G2	01210
		CLIN	OUT	G1	01210
		CLIN	OUT	G1	DELTA
C14	00740	ADMIN	OUT	G2	01210
		CLIN	OUT	G1	01210
		CLIN	OUT	G1	DELTA
C14	00750	ADMIN	OUT	G2	01210
		CLIN	OUT	G1	01210
		CLIN	OUT	G1	DELTA
C14	00752	ADMIN	OUT	G2	01210
		CLIN	OUT	G1	01210

CPEP 14: Anesthesiology/Pathology
Data Entry Log

CPEP	PROCCODE	CLINADM	SITE	TIMECAT	SERVREF
C14	00754	ADMIN	OUT	G2	00562
		CLIN	OUT	G1	00562
		CLIN	OUT	G1	DELTA
C14	00756	ADMIN	OUT	G2	00562
		CLIN	OUT	G1	00562
		CLIN	OUT	G1	DELTA
C14	00770	ADMIN	OUT	G2	00562
		CLIN	OUT	G1	00562
		CLIN	OUT	G1	DELTA
C14	00790	ADMIN	OUT	G2	01210
		CLIN	OUT	G1	01210
		CLIN	OUT	G1	DELTA
C14	00792	ADMIN	OUT	G2	00562
		CLIN	OUT	G1	00562
		CLIN	OUT	G1	DELTA
C14	00794	ADMIN	OUT	G2	00562
		CLIN	OUT	G1	00562
		CLIN	OUT	G1	DELTA
C14	00796	ADMIN	OUT	G2	00562
		CLIN	OUT	G1	00562
C14	00800	ADMIN	OUT	G2	01210
		CLIN	OUT	G1	01210
		CLIN	OUT	G1	DELTA
C14	00802	ADMIN	OUT	G2	01210
		CLIN	OUT	G1	01210
		CLIN	OUT	G1	DELTA
C14	00810	ADMIN	OUT	G2	01210
		CLIN	OUT	G1	01210
		CLIN	OUT	G1	DELTA
C14	00820	ADMIN	OUT	G2	01210
		CLIN	OUT	G1	01210
		CLIN	OUT	G1	DELTA
C14	00830	ADMIN	OUT	G2	01210
		CLIN	OUT	G1	01210
		CLIN	OUT	G1	DELTA
C14	00832	ADMIN	OUT	G2	01210
		CLIN	OUT	G1	01210
		CLIN	OUT	G1	DELTA
C14	00840	ADMIN	OUT	G2	01210
		CLIN	OUT	G1	01210
		CLIN	OUT	G1	DELTA
C14	00842	ADMIN	OUT	G2	01210
		CLIN	OUT	G1	01210
		CLIN	OUT	G1	DELTA
C14	00844	ADMIN	OUT	G2	00562
		CLIN	OUT	G1	00562
		CLIN	OUT	G1	DELTA
C14	00846	ADMIN	OUT	G2	00562
		CLIN	OUT	G1	00562
		CLIN	OUT	G1	DELTA
C14	00848	ADMIN	OUT	G2	00562
		CLIN	OUT	G1	00562
		CLIN	OUT	G1	DELTA

Data Entry Log
CPEP 15

CPEP 14: Anesthesiology/Pathology
Data Entry Log

CPEP	PROCCODE	CLINADM	SITE	TIMECAT	SERVREF
C14	00850	ADMIN	OUT	G2	01210
		CLIN	OUT	G1	01210
		CLIN	OUT	G1	DELTA
C14	00855	ADMIN	OUT	G2	01210
		CLIN	OUT	G1	01210
		CLIN	OUT	G1	DELTA
C14	00857	ADMIN	OUT	G2	01210
		CLIN	OUT	G1	01210
C14	00860	ADMIN	OUT	G2	01210
		CLIN	OUT	G1	01210
		CLIN	OUT	G1	DELTA
C14	00862	ADMIN	OUT	G2	01210
		CLIN	OUT	G1	01210
C14	00864	ADMIN	OUT	G2	01210
		CLIN	OUT	G1	01210
C14	00866	ADMIN	OUT	G2	00562
		CLIN	OUT	G1	00562
		CLIN	OUT	G1	DELTA
C14	00868	ADMIN	OUT	G2	00562
		CLIN	OUT	G1	00562
		CLIN	OUT	G1	DELTA
C14	00870	ADMIN	OUT	G2	01210
		CLIN	OUT	G1	01210
C14	00872	ADMIN	OUT	G2	01210
		CLIN	OUT	G1	01210
		CLIN	OUT	G1	DELTA
C14	00873	ADMIN	OUT	G2	01210
		CLIN	OUT	G1	01210
		CLIN	OUT	G1	DELTA
C14	00880	ADMIN	OUT	G2	00562
		CLIN	OUT	G1	00562
		CLIN	OUT	G1	DELTA
C14	00882	ADMIN	OUT	G2	01210
		CLIN	OUT	G1	01210
C14	00884	ADMIN	OUT	G2	01210
		CLIN	OUT	G1	01210
		CLIN	OUT	G1	DELTA
C14	00900	ADMIN	OUT	G2	01210
		CLIN	OUT	G1	01210
		CLIN	OUT	G1	DELTA
C14	00902	ADMIN	OUT	G2	01210
		CLIN	OUT	G1	01210
		CLIN	OUT	G1	DELTA
C14	00904	ADMIN	OUT	G2	01210
		CLIN	OUT	G1	01210
		CLIN	OUT	G1	DELTA
C14	00906	ADMIN	OUT	G2	01210
		CLIN	OUT	G1	01210
		CLIN	OUT	G1	DELTA
C14	00908	ADMIN	OUT	G2	01210
		CLIN	OUT	G1	01210
		CLIN	OUT	G1	DELTA

CPEP 14: Anesthesiology/Pathology
Data Entry Log

CPEP	PROCCODE	CLINADM	SITE	TIMECAT	SERVREF
C14	00910	ADMIN	OUT	G2	01210
		CLIN	OUT	G1	01210
		CLIN	OUT	G1	DELTA
C14	00912	ADMIN	OUT	G2	01210
		CLIN	OUT	G1	01210
		CLIN	OUT	G1	DELTA
C14	00914	ADMIN	OUT	G2	01210
		CLIN	OUT	G1	01210
		CLIN	OUT	G1	DELTA
C14	00916	ADMIN	OUT	G2	01210
		CLIN	OUT	G1	01210
		CLIN	OUT	G1	DELTA
C14	00918	ADMIN	OUT	G2	01210
		CLIN	OUT	G1	01210
		CLIN	OUT	G1	DELTA
C14	00920	ADMIN	OUT	G2	01210
		CLIN	OUT	G1	01210
		CLIN	OUT	G1	DELTA
C14	00922	ADMIN	OUT	G2	01210
		CLIN	OUT	G1	01210
		CLIN	OUT	G1	DELTA
C14	00924	ADMIN	OUT	G2	01210
		CLIN	OUT	G1	01210
		CLIN	OUT	G1	DELTA
C14	00926	ADMIN	OUT	G2	01210
		CLIN	OUT	G1	01210
		CLIN	OUT	G1	DELTA
C14	00928	ADMIN	OUT	G2	01210
		CLIN	OUT	G1	01210
		CLIN	OUT	G1	DELTA
C14	00930	ADMIN	OUT	G2	01210
		CLIN	OUT	G1	01210
		CLIN	OUT	G1	DELTA
C14	00932	ADMIN	OUT	G2	01210
		CLIN	OUT	G1	01210
		CLIN	OUT	G1	DELTA
C14	00934	ADMIN	OUT	G2	01210
		CLIN	OUT	G1	01210
		CLIN	OUT	G1	DELTA
C14	00936	ADMIN	OUT	G2	01210
		CLIN	OUT	G1	01210
		CLIN	OUT	G1	DELTA
C14	00938	ADMIN	OUT	G2	01210
		CLIN	OUT	G1	01210
		CLIN	OUT	G1	DELTA
C14	00940	ADMIN	OUT	G2	01210
		CLIN	OUT	G1	01210
		CLIN	OUT	G1	DELTA
C14	00942	ADMIN	OUT	G2	01210
		CLIN	OUT	G1	01210
		CLIN	OUT	G1	DELTA

Data Entry Log
CPEP 15

CPEP 14: Anesthesiology/Pathology
Data Entry Log

CPEP	PROCCODE	CLINADM	SITE	TIMECAT	SERVREF
C14	00944	ADMIN	OUT	G2	01210
		CLIN	OUT	G1	01210
		CLIN	OUT	G1	DELTA
C14	00946	ADMIN	OUT	G2	01210
		CLIN	OUT	G1	01210
		CLIN	OUT	G1	DELTA
C14	00948	ADMIN	OUT	G2	01210
		CLIN	OUT	G1	01210
		CLIN	OUT	G1	DELTA
C14	00950	ADMIN	OUT	G2	01210
		CLIN	OUT	G1	01210
		CLIN	OUT	G1	DELTA
C14	00952	ADMIN	OUT	G2	01210
		CLIN	OUT	G1	01210
		CLIN	OUT	G1	DELTA
C14	00955	ADMIN	OUT	G2	01210
		CLIN	OUT	G1	01210
		CLIN	OUT	G1	DELTA
C14	01000	ADMIN	OUT	G2	01210
		CLIN	OUT	G1	01210
		CLIN	OUT	G1	DELTA
C14	01110	ADMIN	OUT	G2	01210
		CLIN	OUT	G1	01210
		CLIN	OUT	G1	DELTA
C14	01120	ADMIN	OUT	G2	01210
		CLIN	OUT	G1	01210
		CLIN	OUT	G1	DELTA
C14	01130	ADMIN	OUT	G2	01210
		CLIN	OUT	G1	01210
		CLIN	OUT	G1	DELTA
C14	01140	ADMIN	OUT	G2	00562
		CLIN	OUT	G1	00562
		CLIN	OUT	G1	DELTA
C14	01150	ADMIN	OUT	G2	00562
		CLIN	OUT	G1	00562
		CLIN	OUT	G1	DELTA
C14	01160	ADMIN	OUT	G2	01210
		CLIN	OUT	G1	01210
C14	01170	ADMIN	OUT	G2	01210
		CLIN	OUT	G1	01210
		CLIN	OUT	G1	DELTA
C14	01180	ADMIN	OUT	G2	01210
		CLIN	OUT	G1	01210
		CLIN	OUT	G1	DELTA
C14	01190	ADMIN	OUT	G2	01210
		CLIN	OUT	G1	01210
		CLIN	OUT	G1	DELTA
C14	01200	ADMIN	OUT	G2	01210
		CLIN	OUT	G1	01210
		CLIN	OUT	G1	DELTA
C14	01202	ADMIN	OUT	G2	01210
		CLIN	OUT	G1	01210
		CLIN	OUT	G1	DELTA

CPEP 14: Anesthesiology/Pathology
Data Entry Log

CPEP	PROCCODE	CLINADM	SITE	TIMECAT	SERVREF
C14	01212	ADMIN	OUT	G2	00562
		CLIN	OUT	G1	00562
		CLIN	OUT	G1	DELTA
C14	01214	ADMIN	OUT	G2	01210
		CLIN	OUT	G1	01210
		CLIN	OUT	G1	DELTA
C14	01220	ADMIN	OUT	G2	01210
		CLIN	OUT	G1	01210
		CLIN	OUT	G1	DELTA
C14	01230	ADMIN	OUT	G2	01210
		CLIN	OUT	G1	01210
C14	01232	ADMIN	OUT	G2	01210
		CLIN	OUT	G1	01210
C14	01234	ADMIN	OUT	G2	01210
		CLIN	OUT	G1	01210
C14	01240	ADMIN	OUT	G2	01210
		CLIN	OUT	G1	01210
		CLIN	OUT	G1	DELTA
C14	01250	ADMIN	OUT	G2	01210
		CLIN	OUT	G1	01210
		CLIN	OUT	G1	DELTA
C14	01260	ADMIN	OUT	G2	01210
		CLIN	OUT	G1	01210
		CLIN	OUT	G1	DELTA
C14	01270	ADMIN	OUT	G2	01210
		CLIN	OUT	G1	01210
		CLIN	OUT	G1	DELTA
C14	01272	ADMIN	OUT	G2	01210
		CLIN	OUT	G1	01210
		CLIN	OUT	G1	DELTA
C14	01274	ADMIN	OUT	G2	01210
		CLIN	OUT	G1	01210
		CLIN	OUT	G1	DELTA
C14	01300	ADMIN	OUT	G2	01210
		CLIN	OUT	G1	01210
		CLIN	OUT	G1	DELTA
C14	01320	ADMIN	OUT	G2	01210
		CLIN	OUT	G1	01210
		CLIN	OUT	G1	DELTA
C14	01340	ADMIN	OUT	G2	01210
		CLIN	OUT	G1	01210
		CLIN	OUT	G1	DELTA
C14	01360	ADMIN	OUT	G2	01210
		CLIN	OUT	G1	01210
C14	01380	ADMIN	OUT	G2	01210
		CLIN	OUT	G1	01210
		CLIN	OUT	G1	DELTA
C14	01382	ADMIN	OUT	G2	01210
		CLIN	OUT	G1	01210
		CLIN	OUT	G1	DELTA

Data Entry Log
CPEP 15

CPEP 14: Anesthesiology/Pathology
Data Entry Log

CPEP	PROCCODE	CLINADM	SITE	TIMECAT	SERVREF
C14	01390	ADMIN	OUT	G2	01210
		CLIN	OUT	G1	01210
		CLIN	OUT	G1	DELTA
C14	01392	ADMIN	OUT	G2	01210
		CLIN	OUT	G1	01210
C14	01400	ADMIN	OUT	G2	01210
		CLIN	OUT	G1	01210
C14	01402	ADMIN	OUT	G2	01210
		CLIN	OUT	G1	01210
		CLIN	OUT	G1	DELTA
C14	01404	ADMIN	OUT	G2	01210
		CLIN	OUT	G1	01210
C14	01420	ADMIN	OUT	G2	01210
		CLIN	OUT	G1	01210
		CLIN	OUT	G1	DELTA
C14	01430	ADMIN	OUT	G2	01210
		CLIN	OUT	G1	01210
		CLIN	OUT	G1	DELTA
C14	01432	ADMIN	OUT	G2	01210
		CLIN	OUT	G1	01210
		CLIN	OUT	G1	DELTA
C14	01440	ADMIN	OUT	G2	01210
		CLIN	OUT	G1	01210
		CLIN	OUT	G1	DELTA
C14	01442	ADMIN	OUT	G2	01210
		CLIN	OUT	G1	01210
		CLIN	OUT	G1	DELTA
C14	01444	ADMIN	OUT	G2	01210
		CLIN	OUT	G1	01210
		CLIN	OUT	G1	DELTA
C14	01460	ADMIN	OUT	G2	01210
		CLIN	OUT	G1	01210
		CLIN	OUT	G1	DELTA
C14	01462	ADMIN	OUT	G2	01210
		CLIN	OUT	G1	01210
		CLIN	OUT	G1	DELTA
C14	01464	ADMIN	OUT	G2	01210
		CLIN	OUT	G1	01210
		CLIN	OUT	G1	DELTA
C14	01470	ADMIN	OUT	G2	01210
		CLIN	OUT	G1	01210
		CLIN	OUT	G1	DELTA
C14	01472	ADMIN	OUT	G2	01210
		CLIN	OUT	G1	01210
		CLIN	OUT	G1	DELTA
C14	01474	ADMIN	OUT	G2	01210
		CLIN	OUT	G1	01210
		CLIN	OUT	G1	DELTA
C14	01480	ADMIN	OUT	G2	01210
		CLIN	OUT	G1	01210
C14	01482	ADMIN	OUT	G2	01210
		CLIN	OUT	G1	01210

CPEP 14: Anesthesiology/Pathology
Data Entry Log

CPEP	PROCCODE	CLINADM	SITE	TIMECAT	SERVREF
C14	01484	ADMIN	OUT	G2	01210
		CLIN	OUT	G1	01210
C14	01486	ADMIN	OUT	G2	01210
		CLIN	OUT	G1	01210
C14	01490	ADMIN	OUT	G2	01210
		CLIN	OUT	G1	01210
		CLIN	OUT	G1	DELTA
C14	01500	ADMIN	OUT	G2	00562
		CLIN	OUT	G1	00562
		CLIN	OUT	G1	DELTA
C14	01502	ADMIN	OUT	G2	01210
		CLIN	OUT	G1	01210
		CLIN	OUT	G1	DELTA
C14	01520	ADMIN	OUT	G2	01210
		CLIN	OUT	G1	01210
		CLIN	OUT	G1	DELTA
C14	01522	ADMIN	OUT	G2	01210
		CLIN	OUT	G1	01210
		CLIN	OUT	G1	DELTA
C14	01600	ADMIN	OUT	G2	01210
		CLIN	OUT	G1	01210
		CLIN	OUT	G1	DELTA
C14	01610	ADMIN	OUT	G2	01210
		CLIN	OUT	G1	01210
		CLIN	OUT	G1	DELTA
C14	01620	ADMIN	OUT	G2	01210
		CLIN	OUT	G1	01210
		CLIN	OUT	G1	DELTA
C14	01622	ADMIN	OUT	G2	01210
		CLIN	OUT	G1	01210
		CLIN	OUT	G1	DELTA
C14	01630	ADMIN	OUT	G2	01210
		CLIN	OUT	G1	01210
C14	01632	ADMIN	OUT	G2	00562
		CLIN	OUT	G1	00562
		CLIN	OUT	G1	DELTA
C14	01634	ADMIN	OUT	G2	00562
		CLIN	OUT	G1	00562
		CLIN	OUT	G1	DELTA
C14	01636	ADMIN	OUT	G2	00562
		CLIN	OUT	G1	00562
		CLIN	OUT	G1	DELTA
C14	01638	ADMIN	OUT	G2	01210
		CLIN	OUT	G1	01210
C14	01650	ADMIN	OUT	G2	00562
		CLIN	OUT	G1	00562
		CLIN	OUT	G1	DELTA
C14	01652	ADMIN	OUT	G2	00562
		CLIN	OUT	G1	00562
		CLIN	OUT	G1	DELTA

Data Entry Log
CPEP 15

CPEP 14: Anesthesiology/Pathology
Data Entry Log

CPEP	PROCCODE	CLINADM	SITE	TIMECAT	SERVREF
C14	01654	ADMIN	OUT	G2	00562
		CLIN	OUT	G1	00562
		CLIN	OUT	G1	DELTA
C14	01656	ADMIN	OUT	G2	00562
		CLIN	OUT	G1	00562
		CLIN	OUT	G1	DELTA
C14	01670	ADMIN	OUT	G2	01210
		CLIN	OUT	G1	01210
		CLIN	OUT	G1	DELTA
C14	01680	ADMIN	OUT	G2	01210
		CLIN	OUT	G1	01210
		CLIN	OUT	G1	DELTA
C14	01682	ADMIN	OUT	G2	01210
		CLIN	OUT	G1	01210
		CLIN	OUT	G1	DELTA
C14	01700	ADMIN	OUT	G2	01210
		CLIN	OUT	G1	01210
		CLIN	OUT	G1	DELTA
C14	01710	ADMIN	OUT	G2	01210
		CLIN	OUT	G1	01210
		CLIN	OUT	G1	DELTA
C14	01712	ADMIN	OUT	G2	01210
		CLIN	OUT	G1	01210
		CLIN	OUT	G1	DELTA
C14	01714	ADMIN	OUT	G2	01210
		CLIN	OUT	G1	01210
		CLIN	OUT	G1	DELTA
C14	01716	ADMIN	OUT	G2	01210
		CLIN	OUT	G1	01210
		CLIN	OUT	G1	DELTA
C14	01730	ADMIN	OUT	G2	01210
		CLIN	OUT	G1	01210
		CLIN	OUT	G1	DELTA
C14	01732	ADMIN	OUT	G2	01210
		CLIN	OUT	G1	01210
		CLIN	OUT	G1	DELTA
C14	01740	ADMIN	OUT	G2	01210
		CLIN	OUT	G1	01210
C14	01742	ADMIN	OUT	G2	01210
		CLIN	OUT	G1	01210
C14	01744	ADMIN	OUT	G2	01210
		CLIN	OUT	G1	01210
C14	01756	ADMIN	OUT	G2	01210
		CLIN	OUT	G1	01210
C14	01758	ADMIN	OUT	G2	01210
		CLIN	OUT	G1	01210
C14	01760	ADMIN	OUT	G2	01210
		CLIN	OUT	G1	01210
C14	01770	ADMIN	OUT	G2	01210
		CLIN	OUT	G1	01210
		CLIN	OUT	G1	DELTA

CPEP 14: Anesthesiology/Pathology
Data Entry Log

CPEP	PROCCODE	CLINADM	SITE	TIMECAT	SERVREF
C14	01772	ADMIN	OUT	G2	01210
		CLIN	OUT	G1	01210
		CLIN	OUT	G1	DELTA
C14	01780	ADMIN	OUT	G2	01210
		CLIN	OUT	G1	01210
		CLIN	OUT	G1	DELTA
C14	01782	ADMIN	OUT	G2	01210
		CLIN	OUT	G1	01210
		CLIN	OUT	G1	DELTA
C14	01784	ADMIN	OUT	G2	01210
		CLIN	OUT	G1	01210
		CLIN	OUT	G1	DELTA
C14	01800	ADMIN	OUT	G2	01210
		CLIN	OUT	G1	01210
		CLIN	OUT	G1	DELTA
C14	01810	ADMIN	OUT	G2	01210
		CLIN	OUT	G1	01210
		CLIN	OUT	G1	DELTA
C14	01820	ADMIN	OUT	G2	01210
		CLIN	OUT	G1	01210
		CLIN	OUT	G1	DELTA
C14	01830	ADMIN	OUT	G2	01210
		CLIN	OUT	G1	01210
C14	01832	ADMIN	OUT	G2	01210
		CLIN	OUT	G1	01210
C14	01840	ADMIN	OUT	G2	01210
		CLIN	OUT	G1	01210
		CLIN	OUT	G1	DELTA
C14	01842	ADMIN	OUT	G2	01210
		CLIN	OUT	G1	01210
		CLIN	OUT	G1	DELTA
C14	01844	ADMIN	OUT	G2	01210
		CLIN	OUT	G1	01210
		CLIN	OUT	G1	DELTA
C14	01850	ADMIN	OUT	G2	01210
		CLIN	OUT	G1	01210
		CLIN	OUT	G1	DELTA
C14	01852	ADMIN	OUT	G2	01210
		CLIN	OUT	G1	01210
		CLIN	OUT	G1	DELTA
C14	01860	ADMIN	OUT	G2	01210
		CLIN	OUT	G1	01210
		CLIN	OUT	G1	DELTA
C14	01900	ADMIN	OUT	G2	01210
		CLIN	OUT	G1	01210
		CLIN	OUT	G1	DELTA
C14	01902	ADMIN	OUT	G2	01210
		CLIN	OUT	G1	01210
		CLIN	OUT	G1	DELTA
C14	01904	ADMIN	OUT	G2	01210
		CLIN	OUT	G1	01210
		CLIN	OUT	G1	DELTA

Data Entry Log
CPEP 15

CPEP 14: Anesthesiology/Pathology
Data Entry Log

CPEP	PROCCODE	CLINADM	SITE	TIMECAT	SERVREF
C14	01906	ADMIN	IN	G2	DELTA
		ADMIN	OUT	G2	01210
		CLIN	IN	G1	DELTA
		CLIN	OUT	G1	01210
C14	01908	ADMIN	IN	G2	DELTA
		ADMIN	OUT	G2	01210
		CLIN	IN	G1	DELTA
		CLIN	OUT	G1	01210
C14	01910	ADMIN	OUT	G2	01210
		CLIN	OUT	G1	01210
		CLIN	OUT	G1	DELTA
		CLIN	OUT	G1	DELTA
C14	01912	ADMIN	OUT	G2	01210
		CLIN	OUT	G1	01210
		CLIN	OUT	G1	DELTA
C14	01914	ADMIN	OUT	G2	01210
		CLIN	OUT	G1	01210
		CLIN	OUT	G1	DELTA
C14	01916	ADMIN	OUT	G2	01210
		CLIN	OUT	G1	01210
		CLIN	OUT	G1	DELTA
C14	01918	ADMIN	OUT	G2	01210
		CLIN	OUT	G1	01210
		CLIN	OUT	G1	DELTA
C14	01920	ADMIN	OUT	G2	DELTA
		CLIN	OUT	G1	00562
		CLIN	OUT	G1	DELTA
C14	01921	ADMIN	OUT	G2	DELTA
		CLIN	OUT	G1	00562
		CLIN	OUT	G1	DELTA
C14	01922	ADMIN	OUT	G2	01210
		CLIN	OUT	G1	01210
C14	01990	ADMIN	OUT	G2	01210
		CLIN	OUT	G1	01210
		CLIN	OUT	G1	DELTA
C14	01995	ADMIN	OUT	G2	01210
		CLIN	OUT	G1	01210
		CLIN	OUT	G1	DELTA
C14	01996	ADMIN	OUT	G2	01210
		CLIN	OUT	G1	01210
		CLIN	OUT	G1	DELTA
C14	36620	ADMIN	OUT	G2	DELTA
		CLIN	OUT	G1	DELTA
C14	58972	ADMIN	IN	G2	DELTA
		ADMIN	OUT	G2	DELTA
		CLIN	IN	G1	DELTA
C14	62274	ADMIN	IN	G2	DELTA
		ADMIN	OUT	G2	62278
		CLIN	IN	G1	DELTA
		CLIN	OUT	G1	62278

CPEP 14: Anesthesiology/Pathology
Data Entry Log

CPEP	PROCCODE	CLINADM	SITE	TIMECAT	SERVREF
C14	62275	ADMIN	IN	G2	DELTA
		ADMIN	OUT	G2	62278
		CLIN	IN	G1	DELTA
		CLIN	OUT	G1	62278
C14	62276	ADMIN	IN	G2	DELTA
		ADMIN	OUT	G2	62278
		CLIN	IN	G1	DELTA
		CLIN	OUT	G1	62278
C14	62277	ADMIN	IN	G2	DELTA
		ADMIN	OUT	G2	62278
		CLIN	IN	G1	DELTA
		CLIN	OUT	G1	62278
C14	62279	ADMIN	IN	G2	DELTA
		ADMIN	OUT	G2	62278
		CLIN	IN	G1	DELTA
		CLIN	OUT	G1	62278
C14	62280	ADMIN	IN	G2	DELTA
		ADMIN	OUT	G2	62278
		CLIN	IN	G1	DELTA
		CLIN	OUT	G1	62278
C14	62281	ADMIN	IN	G2	DELTA
		ADMIN	OUT	G2	62278
		CLIN	IN	G1	DELTA
		CLIN	OUT	G1	62278
C14	62282	ADMIN	IN	G2	DELTA
		ADMIN	OUT	G2	62278
		CLIN	IN	G1	DELTA
		CLIN	OUT	G1	62278
C14	62288	ADMIN	IN	G2	DELTA
		ADMIN	OUT	G2	62278
		CLIN	IN	G1	DELTA
		CLIN	OUT	G1	62278
C14	62289	ADMIN	IN	G2	DELTA
		ADMIN	OUT	G2	62278
		CLIN	IN	G1	DELTA
		CLIN	OUT	G1	62278
C14	62298	ADMIN	IN	G2	DELTA
		ADMIN	OUT	G2	62278
		CLIN	IN	G1	DELTA
		CLIN	OUT	G1	62278
C14	63780	ADMIN	OUT	G2	62278
		CLIN	OUT	G1	62278
		CLIN	OUT	G1	DELTA
C14	64400	ADMIN	IN	G2	DELTA
		ADMIN	OUT	G2	62278
		CLIN	IN	G1	DELTA
		CLIN	OUT	G1	62278
		CLIN	OUT	G1	DELTA
C14	64402	ADMIN	IN	G2	DELTA
		ADMIN	OUT	G2	62278
		CLIN	IN	G1	DELTA
		CLIN	OUT	G1	62278
		CLIN	OUT	G1	DELTA

Data Entry Log
CPEP 15

CPEP 14: Anesthesiology/Pathology
Data Entry Log

CPEP	PROCCODE	CLINADM	SITE	TIMECAT	SERVREF
C14	64405	ADMIN	IN	G2	DELTA
		ADMIN	OUT	G2	62278
		CLIN	IN	G1	DELTA
		CLIN	OUT	G1	62278
		CLIN	OUT	G1	DELTA
C14	64408	ADMIN	IN	G2	DELTA
		ADMIN	OUT	G2	62278
		CLIN	IN	G1	DELTA
		CLIN	OUT	G1	62278
C14	64410	ADMIN	IN	G2	DELTA
		ADMIN	OUT	G2	62278
		CLIN	IN	G1	DELTA
		CLIN	OUT	G1	62278
C14	64412	ADMIN	IN	G2	DELTA
		ADMIN	OUT	G2	62278
		CLIN	IN	G1	DELTA
		CLIN	OUT	G1	62278
		CLIN	OUT	G1	DELTA
C14	64413	ADMIN	IN	G2	DELTA
		ADMIN	OUT	G2	62278
		CLIN	IN	G1	DELTA
		CLIN	OUT	G1	62278
C14	64415	ADMIN	IN	G2	DELTA
		ADMIN	OUT	G2	62278
		CLIN	IN	G1	DELTA
		CLIN	OUT	G1	62278
C14	64417	ADMIN	IN	G2	DELTA
		ADMIN	OUT	G2	62278
		CLIN	IN	G1	DELTA
		CLIN	OUT	G1	62278
		CLIN	OUT	G1	DELTA
C14	64418	ADMIN	IN	G2	DELTA
		ADMIN	OUT	G2	62278
		CLIN	IN	G1	DELTA
		CLIN	OUT	G1	62278
		CLIN	OUT	G1	DELTA
C14	64420	ADMIN	IN	G2	DELTA
		ADMIN	OUT	G2	62278
		CLIN	IN	G1	DELTA
		CLIN	OUT	G1	62278
		CLIN	OUT	G1	DELTA
C14	64421	ADMIN	IN	G2	DELTA
		ADMIN	OUT	G2	62278
		CLIN	IN	G1	DELTA
		CLIN	OUT	G1	62278
C14	64425	ADMIN	IN	G2	DELTA
		ADMIN	OUT	G2	62278
		CLIN	IN	G1	DELTA
		CLIN	OUT	G1	62278
		CLIN	OUT	G1	DELTA
C14	64430	ADMIN	IN	G2	DELTA
		ADMIN	OUT	G2	62278
		CLIN	IN	G1	DELTA
		CLIN	OUT	G1	62278
		CLIN	OUT	G1	DELTA

CPEP 14: Anesthesiology/Pathology
Data Entry Log

CPEP	PROCCODE	CLINADM	SITE	TIMECAT	SERVREF
C14	64435	ADMIN	IN	G2	DELTA
		ADMIN	OUT	G2	62278
		CLIN	IN	G1	DELTA
		CLIN	OUT	G1	62278
		CLIN	OUT	G1	DELTA
C14	64440	ADMIN	IN	G2	DELTA
		ADMIN	OUT	G2	62278
		CLIN	IN	G1	DELTA
		CLIN	OUT	G1	62278
		CLIN	OUT	G1	DELTA
C14	64441	ADMIN	IN	G2	DELTA
		ADMIN	OUT	G2	62278
		CLIN	IN	G1	DELTA
		CLIN	OUT	G1	62278
C14	64442	ADMIN	IN	G2	DELTA
		ADMIN	OUT	G2	62278
		CLIN	IN	G1	DELTA
		CLIN	OUT	G1	62278
C14	64443	ADMIN	IN	G2	DELTA
		ADMIN	OUT	G2	62278
		CLIN	IN	G1	DELTA
		CLIN	OUT	G1	62278
		CLIN	OUT	G1	DELTA
C14	64445	ADMIN	IN	G2	DELTA
		ADMIN	OUT	G2	62278
		CLIN	IN	G1	DELTA
		CLIN	OUT	G1	62278
		CLIN	OUT	G1	DELTA
C14	64450	ADMIN	IN	G2	DELTA
		ADMIN	OUT	G2	62278
		CLIN	IN	G1	DELTA
		CLIN	OUT	G1	62278
		CLIN	OUT	G1	DELTA
C14	64505	ADMIN	IN	G2	DELTA
		ADMIN	OUT	G2	62278
		CLIN	IN	G1	DELTA
		CLIN	OUT	G1	62278
		CLIN	OUT	G1	DELTA
C14	64508	ADMIN	IN	G2	DELTA
		ADMIN	OUT	G2	62278
		CLIN	IN	G1	DELTA
		CLIN	OUT	G1	62278
C14	64510	ADMIN	IN	G2	DELTA
		ADMIN	OUT	G2	62278
		CLIN	IN	G1	DELTA
		CLIN	OUT	G1	62278
C14	64520	ADMIN	IN	G2	DELTA
		ADMIN	OUT	G2	62278
		CLIN	IN	G1	DELTA
		CLIN	OUT	G1	62278
C14	64530	ADMIN	IN	G2	DELTA
		ADMIN	OUT	G2	62278
		CLIN	IN	G1	DELTA
		CLIN	OUT	G1	62278
		CLIN	OUT	G1	DELTA

Data Entry Log
CPEP 15

CPEP 14: Anesthesiology/Pathology
Data Entry Log

CPEP	PROCCODE	CLINADM	SITE	TIMECAT	SERVREF
C14	64620	ADMIN	IN	G2	DELTA
		ADMIN	OUT	G2	62278
		CLIN	IN	G1	DELTA
		CLIN	OUT	G1	62278
		CLIN	OUT	G1	DELTA
C14	64622	ADMIN	IN	G2	DELTA
		ADMIN	OUT	G2	62278
		CLIN	IN	G1	DELTA
		CLIN	OUT	G1	62278
		CLIN	OUT	G1	DELTA
C14	64623	ADMIN	IN	G2	DELTA
		ADMIN	OUT	G2	62278
		CLIN	IN	G1	DELTA
		CLIN	OUT	G1	62278
		CLIN	OUT	G1	DELTA
C14	64630	ADMIN	IN	G2	DELTA
		ADMIN	OUT	G2	62278
		CLIN	IN	G1	DELTA
		CLIN	OUT	G1	62278
		CLIN	OUT	G1	DELTA
C14	64640	ADMIN	IN	G2	DELTA
		ADMIN	OUT	G2	62278
		CLIN	IN	G1	DELTA
		CLIN	OUT	G1	62278
		CLIN	OUT	G1	DELTA
C14	64680	ADMIN	IN	G2	DELTA
		ADMIN	OUT	G2	62278
		CLIN	IN	G1	DELTA
		CLIN	OUT	G1	62278
		CLIN	OUT	G1	DELTA
C14	67500	ADMIN	IN	G2	DELTA
		ADMIN	OUT	G2	62278
		CLIN	IN	G1	DELTA
		CLIN	OUT	G1	62278
C14	80500	ADMIN	IN	G2	85060
		ADMIN	OUT	G2	85060
		CLIN	IN	G1	85060
		CLIN	IN	G1	DELTA
C14	80502	ADMIN	IN	G2	85060
		ADMIN	OUT	G2	85060
		CLIN	IN	G1	85060
		CLIN	IN	G1	DELTA
C14	83020	ADMIN	IN	G2	85060
		ADMIN	OUT	G2	85060
		CLIN	IN	G1	DELTA
C14	83912	ADMIN	IN	G2	85060
		ADMIN	OUT	G2	85060
		CLIN	IN	G1	DELTA
C14	84165	ADMIN	IN	G2	85060
		ADMIN	OUT	G2	85060
		CLIN	IN	G1	DELTA
C14	84181	ADMIN	IN	G2	85060
		ADMIN	OUT	G2	85060
		CLIN	IN	G1	DELTA
C14	84182	ADMIN	IN	G2	85060
		ADMIN	OUT	G2	85060
		CLIN	IN	G1	DELTA

CPEP 14: Anesthesiology/Pathology
Data Entry Log

CPEP	PROCCODE	CLINADM	SITE	TIMECAT	SERVREF
C14	85097	ADMIN	IN	G2	88305
		ADMIN	OUT	G2	88305
		CLIN	IN	G1	88305
		CLIN	IN	G1	DELTA
C14	85390	ADMIN	IN	G2	85060
		ADMIN	OUT	G2	85060
		CLIN	IN	G1	DELTA
C14	85576	ADMIN	IN	G2	85060
		ADMIN	OUT	G2	85060
		CLIN	IN	G1	DELTA
C14	86077	ADMIN	IN	G2	85060
		ADMIN	OUT	G2	85060
		CLIN	IN	G1	DELTA
C14	86078	ADMIN	IN	G2	85060
		ADMIN	OUT	G2	85060
		CLIN	IN	G1	DELTA
C14	86079	ADMIN	IN	G2	85060
		ADMIN	OUT	G2	85060
		CLIN	IN	G1	DELTA
C14	86255	ADMIN	IN	G2	85060
		ADMIN	OUT	G2	85060
		CLIN	IN	G1	DELTA
C14	86256	ADMIN	IN	G2	85060
		ADMIN	OUT	G2	85060
		CLIN	IN	G1	DELTA
C14	86320	ADMIN	IN	G2	85060
		ADMIN	OUT	G2	85060
		CLIN	IN	G1	DELTA
C14	86325	ADMIN	IN	G2	85060
		ADMIN	OUT	G2	85060
		CLIN	IN	G1	DELTA
C14	86327	ADMIN	IN	G2	85060
		ADMIN	OUT	G2	85060
		CLIN	IN	G1	DELTA
C14	86334	ADMIN	IN	G2	85060
		ADMIN	OUT	G2	85060
		CLIN	IN	G1	DELTA
C14	87164	ADMIN	IN	G2	85060
		ADMIN	OUT	G2	85060
		CLIN	IN	G1	85060
C14	87207	ADMIN	IN	G2	85060
		ADMIN	OUT	G2	85060
		CLIN	IN	G1	85060
C14	88104	ADMIN	IN	G2	88108
		ADMIN	OUT	G2	88108
		CLIN	IN	G1	88108
		CLIN	IN	G1	DELTA
C14	88106	ADMIN	IN	G2	88108
		ADMIN	OUT	G2	88108
		CLIN	IN	G1	88108
C14	88107	ADMIN	IN	G2	88108
		ADMIN	OUT	G2	88108
		CLIN	IN	G1	88108

Data Entry Log
CPEP 15

CPEP 14: Anesthesiology/Pathology
Data Entry Log

CPEP	PROCCODE	CLINADM	SITE	TIMECAT	SERVREF
C14	88125	ADMIN	IN	G2	88108
		ADMIN	OUT	G2	88108
		CLIN	IN	G1	88108
		CLIN	IN	G1	DELTA
C14	88157	ADMIN	IN	G2	88151
		ADMIN	OUT	G2	88151
		CLIN	IN	G1	88151
C14	88160	ADMIN	IN	G2	88108
		ADMIN	OUT	G2	88108
		CLIN	IN	G1	88108
		CLIN	IN	G1	DELTA
C14	88161	ADMIN	IN	G2	88108
		ADMIN	OUT	G2	88108
		CLIN	IN	G1	88108
C14	88162	ADMIN	IN	G2	88108
		ADMIN	OUT	G2	88108
		CLIN	IN	G1	88108
		CLIN	IN	G1	DELTA
C14	88170	ADMIN	IN	G2	88307
		ADMIN	OUT	G2	88307
		CLIN	IN	G1	88307
		CLIN	IN	G1	DELTA
C14	88171	ADMIN	IN	G2	88307
		ADMIN	OUT	G2	88307
		CLIN	IN	G1	88307
		CLIN	IN	G1	DELTA
C14	88172	ADMIN	IN	G2	88305
		ADMIN	OUT	G2	88305
		CLIN	IN	G1	88305
		CLIN	IN	G1	DELTA
C14	88173	ADMIN	IN	G2	88305
		ADMIN	OUT	G2	88305
		CLIN	IN	G1	88305
		CLIN	IN	G1	DELTA
C14	88180	ADMIN	IN	G2	DELTA
		ADMIN	OUT	G2	DELTA
		CLIN	IN	G1	DELTA
C14	88182	ADMIN	IN	G2	DELTA
		ADMIN	OUT	G2	DELTA
		CLIN	IN	G1	DELTA
C14	88300	ADMIN	IN	G2	88305
		ADMIN	IN	G2	DELTA
		ADMIN	OUT	G2	88305
		ADMIN	OUT	G2	DELTA
		CLIN	IN	G1	88305
		CLIN	IN	G1	DELTA
C14	88302	ADMIN	IN	G2	88305
		ADMIN	OUT	G2	88305
		CLIN	IN	G1	88305
C14	88304	ADMIN	IN	G2	88305
		ADMIN	OUT	G2	88305
		CLIN	IN	G1	88305

CPEP 14: Anesthesiology/Pathology
Data Entry Log

CPEP	PROCCODE	CLINADM	SITE	TIMECAT	SERVREF
C14	88309	ADMIN	IN	G2	88307
		ADMIN	IN	G2	DELTA
		ADMIN	OUT	G2	88307
		ADMIN	OUT	G2	DELTA
		CLIN	IN	G1	88307
		CLIN	IN	G1	DELTA
C14	88311	ADMIN	IN	G2	DELTA
		ADMIN	OUT	G2	DELTA
		CLIN	IN	G1	DELTA
C14	88312	ADMIN	IN	G2	88342
		ADMIN	OUT	G2	88342
		CLIN	IN	G1	88342
		CLIN	IN	G1	DELTA
C14	88313	ADMIN	IN	G2	88342
		ADMIN	OUT	G2	88342
		CLIN	IN	G1	88342
		CLIN	IN	G1	DELTA
C14	88314	ADMIN	IN	G2	88342
		ADMIN	OUT	G2	88342
		CLIN	IN	G1	88342
C14	88318	ADMIN	IN	G2	88342
		ADMIN	OUT	G2	88342
		CLIN	IN	G1	88342
		CLIN	IN	G1	DELTA
C14	88319	ADMIN	IN	G2	88342
		ADMIN	OUT	G2	88342
		CLIN	IN	G1	88342
		CLIN	IN	G1	DELTA
C14	88321	ADMIN	IN	G2	88305
		ADMIN	IN	G2	DELTA
		ADMIN	OUT	G2	88305
		ADMIN	OUT	G2	DELTA
		CLIN	IN	G1	DELTA
C14	88323	ADMIN	IN	G2	88305
		ADMIN	IN	G2	DELTA
		ADMIN	OUT	G2	88305
		ADMIN	OUT	G2	DELTA
		CLIN	IN	G1	88305
C14	88325	ADMIN	IN	G2	88305
		ADMIN	IN	G2	DELTA
		ADMIN	OUT	G2	88305
		ADMIN	OUT	G2	DELTA
		CLIN	IN	G1	DELTA
C14	88329	ADMIN	IN	G2	88305
		ADMIN	IN	G2	DELTA
		ADMIN	OUT	G2	88305
		ADMIN	OUT	G2	DELTA
C14	88331	ADMIN	IN	G2	88305
		ADMIN	IN	G2	DELTA
		ADMIN	OUT	G2	88305
		ADMIN	OUT	G2	DELTA
		CLIN	IN	G1	DELTA
C14	88332	ADMIN	IN	G2	88305
		ADMIN	OUT	G2	88305
		CLIN	IN	G1	DELTA

Data Entry Log
CPEP 15


CPEP 14: Anesthesiology/Pathology
Data Entry Log

CPEP	PROCCODE	CLINADM	SITE	TIMECAT	SERVREF
C14	88346	ADMIN	IN	G2	88342
		ADMIN	OUT	G2	88342
		CLIN	IN	G1	88342
		CLIN	IN	G1	DELTA
C14	88347	ADMIN	IN	G2	88342
		ADMIN	OUT	G2	88342
		CLIN	IN	G1	88342
		CLIN	IN	G1	DELTA
C14	88348	ADMIN	IN	G2	88307
		ADMIN	IN	G2	DELTA
		ADMIN	OUT	G2	88307
		ADMIN	OUT	G2	DELTA
		CLIN	IN	G1	DELTA
C14	88349	ADMIN	IN	G2	88307
		ADMIN	IN	G2	DELTA
		ADMIN	OUT	G2	88307
		ADMIN	OUT	G2	DELTA
		CLIN	IN	G1	DELTA
C14	88355	ADMIN	IN	G2	88307
		ADMIN	OUT	G2	88307
		CLIN	IN	G1	DELTA
C14	88356	ADMIN	IN	G2	88307
		ADMIN	OUT	G2	88307
		CLIN	IN	G1	DELTA
C14	88358	ADMIN	IN	G2	88307
		ADMIN	OUT	G2	88307
		CLIN	IN	G1	DELTA
C14	88365	ADMIN	IN	G2	88342
		ADMIN	OUT	G2	88342
		CLIN	IN	G1	88342
		CLIN	IN	G1	DELTA
C14	88371	ADMIN	IN	G2	85060
		ADMIN	OUT	G2	85060
		CLIN	IN	G1	DELTA
C14	88372	ADMIN	IN	G2	85060
		ADMIN	OUT	G2	85060
		CLIN	IN	G1	DELTA
C14	89060	ADMIN	IN	G2	85060
		ADMIN	OUT	G2	85060
		CLIN	IN	G1	85060
C14	89350	ADMIN	IN	G2	DELTA
		ADMIN	OUT	G2	DELTA
		CLIN	IN	G1	DELTA
C14	89360	ADMIN	IN	G2	85060
		ADMIN	OUT	G2	85060
		CLIN	IN	G1	85060
C14	99292	ADMIN	OUT	G2	DELTA
		CLIN	OUT	G1	DELTA
C14	P3001	ADMIN	IN	G2	88151
		ADMIN	OUT	G2	88151
		CLIN	IN	G1	88151

Data Entry Log
CPEP 15

**Data Entry Log
(SERVPT)**

- CPEP:** The Clinical Practice Expert Panel (abbreviated CPEP) that provided the estimates for the associated service.
- PROCCODE:** The HCFA Common Procedure Coding System (HCPCS) Code for the specified service.
- CLINADM:** This identifies the record as referring either to clinical staff time (CLIN) or administrative staff time (ADMIN).
- SITE:** This identifies whether the service that is being referenced was profiled in-office (IN) or out-of-office (OUT).
- TIMECAT:** This identifies the labor time category for which the reference service was used.
- SERVREF:** HCPCS Code for the service to which the CPEP referred, in developing estimates.



CPEP 15: Neurosurgery
Data Entry Log

CPEP	PROCCODE	CLINADM	SITE	TIMECAT	SERVREF
C15	20250	ADMIN	OUT	G2	63276
		ADMIN	OUT	G2x	63276
		CLIN	OUT	G0	63276
		CLIN	OUT	G1	63276
		CLIN	OUT	G1	DELTA
		CLIN	OUT	G1x	63276
C15	20251	ADMIN	OUT	G2	63276
		ADMIN	OUT	G2x	63276
		CLIN	OUT	G0	63276
		CLIN	OUT	G1	63276
		CLIN	OUT	G1	DELTA
		CLIN	OUT	G1x	63276
C15	20661	ADMIN	OUT	G2	61700
		ADMIN	OUT	G2	63276
		ADMIN	OUT	G2x	61700
		CLIN	OUT	G0	63030
		CLIN	OUT	G1	61700
		CLIN	OUT	G1	DELTA
		CLIN	OUT	G1x	61700
C15	21610	ADMIN	OUT	G2	63276
		ADMIN	OUT	G2x	63276
		CLIN	OUT	G0	63276
		CLIN	OUT	G1	63276
		CLIN	OUT	G1	DELTA
		CLIN	OUT	G1x	63276
C15	21925	ADMIN	OUT	G2	63276
		ADMIN	OUT	G2x	63276
		CLIN	OUT	G0	63276
		CLIN	OUT	G1	63276
		CLIN	OUT	G1	DELTA
		CLIN	OUT	G1x	63276
C15	21935	ADMIN	OUT	G2	63276
		ADMIN	OUT	G2x	63276
		CLIN	OUT	G0	63276
		CLIN	OUT	G1	63276
		CLIN	OUT	G1	DELTA
		CLIN	OUT	G1x	63276
C15	22100	ADMIN	OUT	G2	63276
		ADMIN	OUT	G2x	63276
		CLIN	OUT	G0	63276
		CLIN	OUT	G1	63276
		CLIN	OUT	G1	DELTA
		CLIN	OUT	G1x	63276
C15	22101	ADMIN	OUT	G2	63276
		ADMIN	OUT	G2x	63276
		CLIN	OUT	G0	63276
		CLIN	OUT	G1	63276
		CLIN	OUT	G1	DELTA
		CLIN	OUT	G1x	63276
C15	22102	ADMIN	OUT	G2	63276
		ADMIN	OUT	G2x	63276
		CLIN	OUT	G0	63276
		CLIN	OUT	G1	63276
		CLIN	OUT	G1	DELTA
		CLIN	OUT	G1x	63276
C15	22105	ADMIN	OUT	G2	63276
		ADMIN	OUT	G2x	63276
		CLIN	OUT	G0	63276
		CLIN	OUT	G1	63276
		CLIN	OUT	G1	DELTA
		CLIN	OUT	G1x	63276

CPEP 15: Neurosurgery
Data Entry Log

CPEP	PROCCODE	CLINADM	SITE	TIMECAT	SERVREF
C15	22106	ADMIN	OUT	G2	63276
		ADMIN	OUT	G2x	63276
		CLIN	OUT	G0	63276
		CLIN	OUT	G1	63276
		CLIN	OUT	G1	DELTA
		CLIN	OUT	G1x	63276
C15	22107	ADMIN	OUT	G2	63276
		ADMIN	OUT	G2x	63276
		CLIN	OUT	G0	63276
		CLIN	OUT	G1	63276
		CLIN	OUT	G1	DELTA
		CLIN	OUT	G1x	63276
C15	22110	ADMIN	OUT	G2	63276
		ADMIN	OUT	G2x	63276
		CLIN	OUT	G0	63276
		CLIN	OUT	G1	63276
		CLIN	OUT	G1	DELTA
		CLIN	OUT	G1x	63276
C15	22112	ADMIN	OUT	G2	63276
		ADMIN	OUT	G2x	63276
		CLIN	OUT	G0	63276
		CLIN	OUT	G1	63276
		CLIN	OUT	G1	DELTA
		CLIN	OUT	G1x	63276
C15	22114	ADMIN	OUT	G2	63276
		ADMIN	OUT	G2x	63276
		CLIN	OUT	G0	63276
		CLIN	OUT	G1	63276
		CLIN	OUT	G1	DELTA
		CLIN	OUT	G1x	63276
C15	22140	ADMIN	OUT	G2	63276
		ADMIN	OUT	G2x	63276
		CLIN	OUT	G0	63276
		CLIN	OUT	G1	63276
		CLIN	OUT	G1	DELTA
		CLIN	OUT	G1x	63276
C15	22141	ADMIN	OUT	G2	63276
		ADMIN	OUT	G2x	63276
		CLIN	OUT	G0	63276
		CLIN	OUT	G1	63276
		CLIN	OUT	G1	DELTA
		CLIN	OUT	G1x	63276
C15	22142	ADMIN	OUT	G2	63276
		ADMIN	OUT	G2x	63276
		CLIN	OUT	G0	63276
		CLIN	OUT	G1	63276
		CLIN	OUT	G1	DELTA
		CLIN	OUT	G1x	63276
C15	22145	CLIN	OUT	G1	63276
		CLIN	OUT	G1	DELTA
C15	22150	ADMIN	OUT	G2	63276
		ADMIN	OUT	G2x	63276
		CLIN	OUT	G0	63276
		CLIN	OUT	G1	63276
		CLIN	OUT	G1	DELTA
		CLIN	OUT	G1x	63276

CPEP 15: Neurosurgery
Data Entry Log

CPEP	PROCCODE	CLINADM	SITE	TIMECAT	SERVREF
C15	22151	ADMIN	OUT	G2	63276
		ADMIN	OUT	G2x	63276
		CLIN	OUT	G0	63276
		CLIN	OUT	G1	63276
		CLIN	OUT	G1	DELTA
		CLIN	OUT	G1x	63276
C15	22152	ADMIN	OUT	G2	63276
		ADMIN	OUT	G2x	63276
		CLIN	OUT	G0	63276
		CLIN	OUT	G1	63276
		CLIN	OUT	G1	DELTA
		CLIN	OUT	G1x	63276
C15	22210	ADMIN	OUT	G2	63276
		ADMIN	OUT	G2x	63276
		CLIN	OUT	G0	63276
		CLIN	OUT	G1	63276
		CLIN	OUT	G1	DELTA
		CLIN	OUT	G1x	63276
C15	22212	ADMIN	OUT	G2	63276
		ADMIN	OUT	G2x	63276
		CLIN	OUT	G0	63276
		CLIN	OUT	G1	63276
		CLIN	OUT	G1	DELTA
		CLIN	OUT	G1x	63276
C15	22214	ADMIN	OUT	G2	63276
		ADMIN	OUT	G2x	63276
		CLIN	OUT	G0	63276
		CLIN	OUT	G1	63276
		CLIN	OUT	G1	DELTA
		CLIN	OUT	G1x	63276
C15	22220	ADMIN	OUT	G2	63276
		ADMIN	OUT	G2x	63276
		CLIN	OUT	G0	63276
		CLIN	OUT	G1	63276
		CLIN	OUT	G1	DELTA
		CLIN	OUT	G1x	63276
C15	22222	ADMIN	OUT	G2	63276
		ADMIN	OUT	G2x	63276
		CLIN	OUT	G0	63276
		CLIN	OUT	G1	63276
		CLIN	OUT	G1	DELTA
		CLIN	OUT	G1x	63276
C15	22224	ADMIN	OUT	G2	63276
		ADMIN	OUT	G2x	63276
		CLIN	OUT	G0	63276
		CLIN	OUT	G1	63276
		CLIN	OUT	G1	DELTA
		CLIN	OUT	G1x	63276
C15	22230	CLIN	OUT	G1	63276
		CLIN	OUT	G1	DELTA
C15	22315	ADMIN	OUT	G2	61312
		ADMIN	OUT	G2x	63276
		CLIN	OUT	G0	63276
		CLIN	OUT	G1	63276
		CLIN	OUT	G1	DELTA
		CLIN	OUT	G1x	63276

CPEP 15: Neurosurgery
Data Entry Log

CPEP	PROCCODE	CLINADM	SITE	TIMECAT	SERVREF
C15	22325	ADMIN	OUT	G2	61312
		ADMIN	OUT	G2x	63276
		CLIN	OUT	G0	63276
		CLIN	OUT	G1	63276
		CLIN	OUT	G1	DELTA
		CLIN	OUT	G1x	63276
C15	22326	ADMIN	OUT	G2	61312
		ADMIN	OUT	G2x	63276
		CLIN	OUT	G0	63276
		CLIN	OUT	G1	63276
		CLIN	OUT	G1	DELTA
		CLIN	OUT	G1x	63276
C15	22327	ADMIN	OUT	G2	61312
		ADMIN	OUT	G2x	63276
		CLIN	OUT	G0	63276
		CLIN	OUT	G1	63276
		CLIN	OUT	G1	DELTA
		CLIN	OUT	G1x	63276
C15	22548	ADMIN	OUT	G2	63276
		ADMIN	OUT	G2x	63276
		CLIN	OUT	G0	63276
		CLIN	OUT	G1	63276
		CLIN	OUT	G1	DELTA
		CLIN	OUT	G1x	63276
C15	22554	ADMIN	OUT	G2	63276
		ADMIN	OUT	G2x	63276
		CLIN	OUT	G0	63276
		CLIN	OUT	G1	63276
		CLIN	OUT	G1	DELTA
		CLIN	OUT	G1x	63276
C15	22556	ADMIN	OUT	G2	63276
		ADMIN	OUT	G2x	63276
		CLIN	OUT	G0	63276
		CLIN	OUT	G1	63276
		CLIN	OUT	G1	DELTA
		CLIN	OUT	G1x	63276
C15	22558	ADMIN	OUT	G2	63276
		ADMIN	OUT	G2x	63276
		CLIN	OUT	G0	63276
		CLIN	OUT	G1	63276
		CLIN	OUT	G1	DELTA
		CLIN	OUT	G1x	63276
C15	22585	CLIN	OUT	G1	63276
		CLIN	OUT	G1	DELTA
C15	22590	ADMIN	OUT	G2	63276
		ADMIN	OUT	G2x	63276
		CLIN	OUT	G0	63276
		CLIN	OUT	G1	63276
		CLIN	OUT	G1	DELTA
		CLIN	OUT	G1x	63276
C15	22595	ADMIN	OUT	G2	63276
		ADMIN	OUT	G2x	63276
		CLIN	OUT	G0	63276
		CLIN	OUT	G1	63276
		CLIN	OUT	G1	DELTA
		CLIN	OUT	G1x	63276

CPEP 15: Neurosurgery
Data Entry Log

CPEP	PROCCODE	CLINADM	SITE	TIMECAT	SERVREF
C15	22600	ADMIN	OUT	G2	63276
		ADMIN	OUT	G2x	63276
		CLIN	OUT	G0	63276
		CLIN	OUT	G1	63276
		CLIN	OUT	G1	DELTA
		CLIN	OUT	G1x	63276
C15	22610	ADMIN	OUT	G2	63276
		ADMIN	OUT	G2x	63276
		CLIN	OUT	G0	63276
		CLIN	OUT	G1	63276
		CLIN	OUT	G1	DELTA
		CLIN	OUT	G1x	63276
C15	22612	ADMIN	OUT	G2	63276
		ADMIN	OUT	G2x	63276
		CLIN	OUT	G0	63276
		CLIN	OUT	G1	63276
		CLIN	OUT	G1	DELTA
		CLIN	OUT	G1x	63276
C15	22625	ADMIN	OUT	G2	63276
		ADMIN	OUT	G2x	63276
		CLIN	OUT	G0	63276
		CLIN	OUT	G1	63276
		CLIN	OUT	G1	DELTA
		CLIN	OUT	G1x	63276
C15	22630	ADMIN	OUT	G2	63276
		ADMIN	OUT	G2x	63276
		CLIN	OUT	G0	63276
		CLIN	OUT	G1	63276
		CLIN	OUT	G1	DELTA
		CLIN	OUT	G1x	63276
C15	22650	CLIN	OUT	G1	63276
		CLIN	OUT	G1	DELTA
C15	22800	ADMIN	OUT	G2	63276
		ADMIN	OUT	G2x	63276
		CLIN	OUT	G0	63276
		CLIN	OUT	G1	63276
		CLIN	OUT	G1	DELTA
		CLIN	OUT	G1x	63276
C15	22802	ADMIN	OUT	G2	63276
		ADMIN	OUT	G2x	63276
		CLIN	OUT	G0	63276
		CLIN	OUT	G1	63276
		CLIN	OUT	G1	DELTA
		CLIN	OUT	G1x	63276
C15	22810	ADMIN	OUT	G2	63276
		ADMIN	OUT	G2x	63276
		CLIN	OUT	G0	63276
		CLIN	OUT	G1	63276
		CLIN	OUT	G1	DELTA
		CLIN	OUT	G1x	63276
C15	22812	ADMIN	OUT	G2	63276
		ADMIN	OUT	G2x	63276
		CLIN	OUT	G0	63276
		CLIN	OUT	G1	63276
		CLIN	OUT	G1	DELTA
		CLIN	OUT	G1x	63276

CPEP 15: Neurosurgery
Data Entry Log

CPEP	PROCCODE	CLINADM	SITE	TIMECAT	SERVREF
C15	22830	ADMIN	OUT	G2	63276
		ADMIN	OUT	G2x	63276
		CLIN	OUT	G0	63276
		CLIN	OUT	G1	63276
		CLIN	OUT	G1	DELTA
		CLIN	OUT	G1x	63276
C15	22840	ADMIN	OUT	G2	22842
		CLIN	OUT	G1	DELTA
C15	22845	ADMIN	OUT	G2	22842
		CLIN	OUT	G1	DELTA
C15	22849	ADMIN	OUT	G2	63276
		ADMIN	OUT	G2x	63276
		CLIN	OUT	G0	63276
		CLIN	OUT	G1	63276
		CLIN	OUT	G1	DELTA
		CLIN	OUT	G1x	63276
C15	22850	ADMIN	OUT	G2	63276
		ADMIN	OUT	G2x	63276
		CLIN	OUT	G0	63276
		CLIN	OUT	G1	63276
		CLIN	OUT	G1	DELTA
		CLIN	OUT	G1x	63276
C15	22852	ADMIN	OUT	G2	63276
		ADMIN	OUT	G2x	63276
		CLIN	OUT	G0	63276
		CLIN	OUT	G1	63276
		CLIN	OUT	G1	DELTA
		CLIN	OUT	G1x	63276
C15	22855	ADMIN	OUT	G2	63276
		ADMIN	OUT	G2x	63276
		CLIN	OUT	G0	63276
		CLIN	OUT	G1	63276
		CLIN	OUT	G1	DELTA
		CLIN	OUT	G1x	63276
C15	27315	ADMIN	OUT	G2	64721
		ADMIN	OUT	G2x	64721
		CLIN	OUT	G0	64721
		CLIN	OUT	G1	64721
		CLIN	OUT	G1	DELTA
		CLIN	OUT	G1x	64721
C15	27320	ADMIN	OUT	G2	64721
		ADMIN	OUT	G2x	64721
		CLIN	OUT	G0	64721
		CLIN	OUT	G1	64721
		CLIN	OUT	G1	DELTA
		CLIN	OUT	G1x	64721
C15	28030	ADMIN	OUT	G2	64721
		ADMIN	OUT	G2x	64721
		CLIN	OUT	G0	64721
		CLIN	OUT	G1	64721
		CLIN	OUT	G1	DELTA
		CLIN	OUT	G1x	64721
C15	28035	ADMIN	OUT	G2	64721
		ADMIN	OUT	G2x	64721
		CLIN	OUT	G0	64721
		CLIN	OUT	G1	64721
		CLIN	OUT	G1	DELTA
		CLIN	OUT	G1x	64721

CPEP 15: Neurosurgery
Data Entry Log

CPEP	PROCCODE	CLINADM	SITE	TIMECAT	SERVREF
C15	49215	ADMIN	OUT	G2	63276
		ADMIN	OUT	G2x	63276
		CLIN	OUT	G0	63276
		CLIN	OUT	G1	63276
		CLIN	OUT	G1	DELTA
		CLIN	OUT	G1x	63276
C15	61000	ADMIN	IN	G2	64610
		ADMIN	IN	G2	DELTA
		ADMIN	OUT	G2	64610
		ADMIN	OUT	G2x	64610
		CLIN	IN	G1	DELTA
		CLIN	OUT	G0	64610
		CLIN	OUT	G1	64610
		CLIN	OUT	G1	DELTA
		CLIN	OUT	G1x	64610
C15	61001	ADMIN	IN	G2	64610
		ADMIN	IN	G2	DELTA
		ADMIN	OUT	G2	64610
		ADMIN	OUT	G2x	64610
		CLIN	IN	G1	DELTA
		CLIN	OUT	G0	64610
		CLIN	OUT	G1	64610
		CLIN	OUT	G1	DELTA
		CLIN	OUT	G1x	64610
C15	61020	ADMIN	IN	G2	64610
		ADMIN	IN	G2	DELTA
		ADMIN	OUT	G2	64610
		ADMIN	OUT	G2x	64610
		CLIN	IN	G1	DELTA
		CLIN	OUT	G0	64610
		CLIN	OUT	G1	64610
		CLIN	OUT	G1	DELTA
		CLIN	OUT	G1x	64610
C15	61026	ADMIN	IN	G2	64610
		ADMIN	IN	G2	DELTA
		ADMIN	OUT	G2	64610
		ADMIN	OUT	G2x	64610
		CLIN	IN	G1	DELTA
		CLIN	OUT	G0	64610
		CLIN	OUT	G1	64610
		CLIN	OUT	G1	DELTA
		CLIN	OUT	G1x	64610
C15	61050	ADMIN	OUT	G2	64610
		ADMIN	OUT	G2x	64610
		CLIN	OUT	G0	64610
		CLIN	OUT	G1	64610
		CLIN	OUT	G1	DELTA
		CLIN	OUT	G1x	64610
C15	61055	ADMIN	OUT	G2	64610
		ADMIN	OUT	G2x	64610
		CLIN	OUT	G0	64610
		CLIN	OUT	G1	64610
		CLIN	OUT	G1	DELTA
		CLIN	OUT	G1x	64610
C15	61070	ADMIN	IN	G2	64610
		ADMIN	IN	G2	DELTA
		ADMIN	OUT	G2	64610
		ADMIN	OUT	G2x	64610
		CLIN	IN	G1	DELTA
		CLIN	OUT	G0	64610
		CLIN	OUT	G1	64610
		CLIN	OUT	G1	DELTA
		CLIN	OUT	G1x	64610

CPEP 15: Neurosurgery
Data Entry Log

CPEP	PROCCODE	CLINADM	SITE	TIMECAT	SERVREF
C15	61105	ADMIN	OUT	G2	61154
		ADMIN	OUT	G2x	61154
		CLIN	OUT	G0	61154
		CLIN	OUT	G1	61154
		CLIN	OUT	G1	DELTA
		CLIN	OUT	G1x	61154
C15	61106	CLIN	OUT	G0	61154
		CLIN	OUT	G1	61154
		CLIN	OUT	G1	DELTA
		CLIN	OUT	G1x	61154
C15	61107	ADMIN	OUT	G2	61154
		ADMIN	OUT	G2x	61154
		CLIN	OUT	G0	61154
		CLIN	OUT	G1	61154
		CLIN	OUT	G1	DELTA
		CLIN	OUT	G1x	61154
C15	61108	ADMIN	OUT	G2	61154
		ADMIN	OUT	G2x	61154
		CLIN	OUT	G0	61154
		CLIN	OUT	G1	61154
		CLIN	OUT	G1	DELTA
		CLIN	OUT	G1x	61154
C15	61120	ADMIN	OUT	G2	61154
		ADMIN	OUT	G2x	61154
		CLIN	OUT	G0	61154
		CLIN	OUT	G1	61154
		CLIN	OUT	G1	DELTA
		CLIN	OUT	G1x	61154
C15	61130	CLIN	OUT	G0	61154
		CLIN	OUT	G1	61154
		CLIN	OUT	G1	DELTA
		CLIN	OUT	G1x	61154
C15	61140	ADMIN	OUT	G2	61154
		ADMIN	OUT	G2x	61154
		CLIN	OUT	G0	61154
		CLIN	OUT	G1	61154
		CLIN	OUT	G1	DELTA
		CLIN	OUT	G1x	61154
C15	61150	ADMIN	OUT	G2	61154
		ADMIN	OUT	G2x	61154
		CLIN	OUT	G0	61154
		CLIN	OUT	G1	61154
		CLIN	OUT	G1	DELTA
		CLIN	OUT	G1x	61154
C15	61151	ADMIN	OUT	G2	61154
		ADMIN	OUT	G2x	61154
		CLIN	OUT	G0	61154
		CLIN	OUT	G1	61154
		CLIN	OUT	G1	DELTA
		CLIN	OUT	G1x	61154
C15	61156	ADMIN	OUT	G2	61154
		ADMIN	OUT	G2x	61154
		CLIN	OUT	G0	61154
		CLIN	OUT	G1	61154
		CLIN	OUT	G1	DELTA
		CLIN	OUT	G1x	61154

CPEP 15: Neurosurgery
Data Entry Log

CPEP	PROCCODE	CLINADM	SITE	TIMECAT	SERVREF
C15	61210	ADMIN	OUT	G2	61154
		ADMIN	OUT	G2x	61154
		CLIN	OUT	G0	61154
		CLIN	OUT	G1	61154
		CLIN	OUT	G1	DELTA
		CLIN	OUT	G1x	61154
C15	61215	ADMIN	OUT	G2	61154
		ADMIN	OUT	G2x	61154
		CLIN	OUT	G0	61154
		CLIN	OUT	G1	61154
		CLIN	OUT	G1	DELTA
		CLIN	OUT	G1x	61154
C15	61250	ADMIN	OUT	G2	61154
		ADMIN	OUT	G2x	61154
		CLIN	OUT	G0	61154
		CLIN	OUT	G1	61154
		CLIN	OUT	G1	DELTA
		CLIN	OUT	G1x	61154
C15	61253	ADMIN	OUT	G2	61154
		ADMIN	OUT	G2x	61154
		CLIN	OUT	G0	61154
		CLIN	OUT	G1	61154
		CLIN	OUT	G1	DELTA
		CLIN	OUT	G1x	61154
C15	61304	ADMIN	OUT	G2	61312
		ADMIN	OUT	G2x	61312
		ADMIN	OUT	G2x	DELTA
		CLIN	OUT	G1	61312
		CLIN	OUT	G1	DELTA
		CLIN	OUT	G1x	61312
C15	61305	ADMIN	OUT	G2	61312
		ADMIN	OUT	G2x	61312
		ADMIN	OUT	G2x	DELTA
		CLIN	OUT	G1	61312
		CLIN	OUT	G1	DELTA
		CLIN	OUT	G1x	61312
C15	61313	ADMIN	OUT	G2	61312
		ADMIN	OUT	G2x	61312
		ADMIN	OUT	G2x	DELTA
		CLIN	OUT	G1	61312
		CLIN	OUT	G1	DELTA
		CLIN	OUT	G1x	61312
C15	61314	ADMIN	OUT	G2	61312
		ADMIN	OUT	G2x	61312
		ADMIN	OUT	G2x	DELTA
		CLIN	OUT	G1	61312
		CLIN	OUT	G1	DELTA
		CLIN	OUT	G1x	61312
C15	61315	ADMIN	OUT	G2	61312
		ADMIN	OUT	G2x	61312
		ADMIN	OUT	G2x	DELTA
		CLIN	OUT	G1	61312
		CLIN	OUT	G1	DELTA
		CLIN	OUT	G1x	61312
C15	61320	ADMIN	OUT	G2	61312
		ADMIN	OUT	G2x	61312
		ADMIN	OUT	G2x	DELTA
		CLIN	OUT	G1	61312
		CLIN	OUT	G1	DELTA
		CLIN	OUT	G1x	61312

CPEP 15: Neurosurgery
Data Entry Log

CPEP	PROCCODE	CLINADM	SITE	TIMECAT	SERVREF
C15	61321	ADMIN	OUT	G2	61312
		ADMIN	OUT	G2x	61312
		ADMIN	OUT	G2x	DELTA
		CLIN	OUT	G1	61312
		CLIN	OUT	G1	DELTA
		CLIN	OUT	G1x	61312
C15	61330	ADMIN	OUT	G2	61312
		ADMIN	OUT	G2	63276
		ADMIN	OUT	G2x	61312
		CLIN	OUT	G0	63030
		CLIN	OUT	G1	61312
		CLIN	OUT	G1	DELTA
C15	61332	ADMIN	OUT	G2	61312
		ADMIN	OUT	G2	63276
		ADMIN	OUT	G2x	61312
		CLIN	OUT	G0	63030
		CLIN	OUT	G1	61312
		CLIN	OUT	G1	DELTA
C15	61333	ADMIN	OUT	G2	61312
		ADMIN	OUT	G2	63276
		ADMIN	OUT	G2x	61312
		CLIN	OUT	G0	63030
		CLIN	OUT	G1	61312
		CLIN	OUT	G1	DELTA
C15	61334	ADMIN	OUT	G2	61312
		ADMIN	OUT	G2	63276
		ADMIN	OUT	G2x	61312
		CLIN	OUT	G0	63030
		CLIN	OUT	G1	61312
		CLIN	OUT	G1	DELTA
C15	61334	ADMIN	OUT	G2	61312
		ADMIN	OUT	G2	63276
		ADMIN	OUT	G2x	61312
		CLIN	OUT	G0	63030
		CLIN	OUT	G1	61312
		CLIN	OUT	G1	DELTA
C15	61340	ADMIN	OUT	G2	61312
		ADMIN	OUT	G2	63276
		ADMIN	OUT	G2x	61312
		CLIN	OUT	G0	63030
		CLIN	OUT	G1	61312
		CLIN	OUT	G1	DELTA
C15	61340	ADMIN	OUT	G2	61312
		ADMIN	OUT	G2	63276
		ADMIN	OUT	G2x	61312
		CLIN	OUT	G0	63030
		CLIN	OUT	G1	61312
		CLIN	OUT	G1	DELTA
C15	61343	ADMIN	OUT	G2	61312
		ADMIN	OUT	G2	63276
		ADMIN	OUT	G2x	61312
		CLIN	OUT	G0	63030
		CLIN	OUT	G1	61312
		CLIN	OUT	G1	DELTA
C15	61343	ADMIN	OUT	G2	61312
		ADMIN	OUT	G2	63276
		ADMIN	OUT	G2x	61312
		CLIN	OUT	G0	63030
		CLIN	OUT	G1	61312
		CLIN	OUT	G1	DELTA
C15	61345	ADMIN	OUT	G2	61312
		ADMIN	OUT	G2	63276
		ADMIN	OUT	G2x	61312
		CLIN	OUT	G0	63030
		CLIN	OUT	G1	61312
		CLIN	OUT	G1	DELTA
C15	61345	ADMIN	OUT	G2	61312
		ADMIN	OUT	G2	63276
		ADMIN	OUT	G2x	61312
		CLIN	OUT	G0	63030
		CLIN	OUT	G1	61312
		CLIN	OUT	G1	DELTA
C15	61440	ADMIN	OUT	G2	61312
		ADMIN	OUT	G2	63276
		ADMIN	OUT	G2x	61312
		CLIN	OUT	G0	63030
		CLIN	OUT	G1	61312
		CLIN	OUT	G1	DELTA
C15	61440	ADMIN	OUT	G2	61312
		ADMIN	OUT	G2	63276
		ADMIN	OUT	G2x	61312
		CLIN	OUT	G0	63030
		CLIN	OUT	G1	61312
		CLIN	OUT	G1	DELTA
C15	61440	ADMIN	OUT	G2	61312
		ADMIN	OUT	G2	63276
		ADMIN	OUT	G2x	61312
		CLIN	OUT	G0	63030
		CLIN	OUT	G1	61312
		CLIN	OUT	G1	DELTA
C15	61440	ADMIN	OUT	G2	61312
		ADMIN	OUT	G2	63276
		ADMIN	OUT	G2x	61312
		CLIN	OUT	G0	63030
		CLIN	OUT	G1	61312
		CLIN	OUT	G1	DELTA

CPEP 15: Neurosurgery
Data Entry Log

CPEP	PROCCODE	CLINADM	SITE	TIMECAT	SERVREF
C15	61450	ADMIN	OUT	G2	61312
		ADMIN	OUT	G2	63276
		ADMIN	OUT	G2x	61312
		CLIN	OUT	G1	61312
		CLIN	OUT	G1	DELTA
		CLIN	OUT	G1x	61312
C15	61458	ADMIN	OUT	G2	61312
		ADMIN	OUT	G2	63276
		ADMIN	OUT	G2x	61312
		CLIN	OUT	G1	61312
		CLIN	OUT	G1	DELTA
		CLIN	OUT	G1x	61312
C15	61460	ADMIN	OUT	G2	61312
		ADMIN	OUT	G2	63276
		ADMIN	OUT	G2x	61312
		CLIN	OUT	G1	61312
		CLIN	OUT	G1	DELTA
		CLIN	OUT	G1x	61312
C15	61470	ADMIN	OUT	G2	61312
		ADMIN	OUT	G2	63276
		ADMIN	OUT	G2x	61312
		CLIN	OUT	G1	61312
		CLIN	OUT	G1	DELTA
		CLIN	OUT	G1x	61312
C15	61480	ADMIN	OUT	G2	61312
		ADMIN	OUT	G2	63276
		ADMIN	OUT	G2x	61312
		CLIN	OUT	G1	61312
		CLIN	OUT	G1	DELTA
		CLIN	OUT	G1x	61312
C15	61490	ADMIN	OUT	G2	61312
		ADMIN	OUT	G2	63276
		ADMIN	OUT	G2x	61312
		CLIN	OUT	G1	61312
		CLIN	OUT	G1	DELTA
		CLIN	OUT	G1x	61312
C15	61500	ADMIN	OUT	G2	61312
		ADMIN	OUT	G2	63276
		ADMIN	OUT	G2x	61312
		CLIN	OUT	G1	61312
		CLIN	OUT	G1	DELTA
		CLIN	OUT	G1x	61312
C15	61501	ADMIN	OUT	G2	61312
		ADMIN	OUT	G2	63276
		ADMIN	OUT	G2x	61312
		CLIN	OUT	G1	61312
		CLIN	OUT	G1	DELTA
		CLIN	OUT	G1x	61312
C15	61510	ADMIN	OUT	G2	61312
		ADMIN	OUT	G2	63276
		ADMIN	OUT	G2x	61312
		CLIN	OUT	G1	61312
		CLIN	OUT	G1	DELTA
		CLIN	OUT	G1x	61312
C15	61512	ADMIN	OUT	G2	61312
		ADMIN	OUT	G2	63276
		ADMIN	OUT	G2x	61312
		CLIN	OUT	G1	61312
		CLIN	OUT	G1	DELTA
		CLIN	OUT	G1x	61312

CPEP 15: Neurosurgery
Data Entry Log

CPEP	PROCCODE	CLINADM	SITE	TIMECAT	SERVREF
C15	61514	ADMIN	OUT	G2	61312
		ADMIN	OUT	G2	63276
		ADMIN	OUT	G2x	61312
		CLIN	OUT	G1	61312
		CLIN	OUT	G1	DELTA
		CLIN	OUT	G1x	61312
C15	61516	ADMIN	OUT	G2	61312
		ADMIN	OUT	G2	63276
		ADMIN	OUT	G2x	61312
		CLIN	OUT	G0	63030
		CLIN	OUT	G1	61312
		CLIN	OUT	G1	DELTA
C15	61518	ADMIN	OUT	G2	61312
		ADMIN	OUT	G2	63276
		ADMIN	OUT	G2x	61312
		CLIN	OUT	G0	63030
		CLIN	OUT	G1	61312
		CLIN	OUT	G1	DELTA
C15	61519	ADMIN	OUT	G2	61312
		ADMIN	OUT	G2	63276
		ADMIN	OUT	G2x	61312
		CLIN	OUT	G0	63030
		CLIN	OUT	G1	61312
		CLIN	OUT	G1	DELTA
C15	61520	ADMIN	OUT	G2	61312
		ADMIN	OUT	G2	63276
		ADMIN	OUT	G2x	61312
		CLIN	OUT	G0	63030
		CLIN	OUT	G1	61312
		CLIN	OUT	G1	DELTA
C15	61521	ADMIN	OUT	G2	61312
		ADMIN	OUT	G2	63276
		ADMIN	OUT	G2x	61312
		CLIN	OUT	G0	63030
		CLIN	OUT	G1	61312
		CLIN	OUT	G1	DELTA
C15	61522	ADMIN	OUT	G2	61312
		ADMIN	OUT	G2	63276
		ADMIN	OUT	G2x	61312
		CLIN	OUT	G0	63030
		CLIN	OUT	G1	61312
		CLIN	OUT	G1	DELTA
C15	61524	ADMIN	OUT	G2	61312
		ADMIN	OUT	G2	63276
		ADMIN	OUT	G2x	61312
		CLIN	OUT	G0	63030
		CLIN	OUT	G1	61312
		CLIN	OUT	G1	DELTA
C15	61526	ADMIN	OUT	G2	61312
		ADMIN	OUT	G2	63276
		ADMIN	OUT	G2x	61312
		CLIN	OUT	G0	63030
		CLIN	OUT	G1	61312
		CLIN	OUT	G1	DELTA
C15	61526	ADMIN	OUT	G2	61312
		ADMIN	OUT	G2	63276
		ADMIN	OUT	G2x	61312
		CLIN	OUT	G0	63030
		CLIN	OUT	G1	61312
		CLIN	OUT	G1	DELTA
C15	61526	ADMIN	OUT	G2	61312
		ADMIN	OUT	G2	63276
		ADMIN	OUT	G2x	61312
		CLIN	OUT	G0	63030
		CLIN	OUT	G1	61312
		CLIN	OUT	G1	DELTA
C15	61526	ADMIN	OUT	G2	61312
		ADMIN	OUT	G2	63276
		ADMIN	OUT	G2x	61312
		CLIN	OUT	G0	63030
		CLIN	OUT	G1	61312
		CLIN	OUT	G1	DELTA

CPEP 15: Neurosurgery
Data Entry Log

CPEP	PROCCODE	CLINADM	SITE	TIMECAT	SERVREF
C15	61530	ADMIN	OUT	G2	61312
		ADMIN	OUT	G2	63276
		ADMIN	OUT	G2x	61312
		CLIN	OUT	G0	63030
		CLIN	OUT	G1	61312
		CLIN	OUT	G1	DELTA
		CLIN	OUT	G1x	61312
C15	61531	ADMIN	OUT	G2	62223
		ADMIN	OUT	G2x	62223
		CLIN	OUT	G0	62223
		CLIN	OUT	G1	62223
		CLIN	OUT	G1	DELTA
		CLIN	OUT	G1x	62223
C15	61533	ADMIN	OUT	G2	62223
		ADMIN	OUT	G2x	62223
		CLIN	OUT	G0	62223
		CLIN	OUT	G1	62223
		CLIN	OUT	G1	DELTA
		CLIN	OUT	G1x	62223
C15	61534	ADMIN	OUT	G2	61312
		ADMIN	OUT	G2	63276
		ADMIN	OUT	G2x	61312
		CLIN	OUT	G0	63030
		CLIN	OUT	G1	61312
		CLIN	OUT	G1	DELTA
		CLIN	OUT	G1x	61312
C15	61535	ADMIN	OUT	G2	61312
		ADMIN	OUT	G2	63276
		ADMIN	OUT	G2x	61312
		CLIN	OUT	G0	63030
		CLIN	OUT	G1	61312
		CLIN	OUT	G1	DELTA
		CLIN	OUT	G1x	61312
C15	61536	ADMIN	OUT	G2	61312
		ADMIN	OUT	G2	63276
		ADMIN	OUT	G2x	61312
		CLIN	OUT	G0	63030
		CLIN	OUT	G1	61312
		CLIN	OUT	G1	DELTA
		CLIN	OUT	G1x	61312
C15	61538	ADMIN	OUT	G2	61312
		ADMIN	OUT	G2	63276
		ADMIN	OUT	G2x	61312
		CLIN	OUT	G0	63030
		CLIN	OUT	G1	61312
		CLIN	OUT	G1	DELTA
		CLIN	OUT	G1x	61312
C15	61539	ADMIN	OUT	G2	61312
		ADMIN	OUT	G2	63276
		ADMIN	OUT	G2x	61312
		CLIN	OUT	G0	63030
		CLIN	OUT	G1	61312
		CLIN	OUT	G1	DELTA
		CLIN	OUT	G1x	61312
C15	61541	ADMIN	OUT	G2	61312
		ADMIN	OUT	G2	63276
		ADMIN	OUT	G2x	61312
		CLIN	OUT	G0	63030
		CLIN	OUT	G1	61312
		CLIN	OUT	G1	DELTA
		CLIN	OUT	G1x	61312

CPEP 15: Neurosurgery
Data Entry Log

CPEP	PROCCODE	CLINADM	SITE	TIMECAT	SERVREF
C15	61542	ADMIN	OUT	G2	61312
		ADMIN	OUT	G2	63276
		ADMIN	OUT	G2x	61312
		CLIN	OUT	G0	63030
		CLIN	OUT	G1	61312
		CLIN	OUT	G1	DELTA
		CLIN	OUT	G1x	61312
C15	61543	ADMIN	OUT	G2	61312
		ADMIN	OUT	G2	63276
		ADMIN	OUT	G2x	61312
		CLIN	OUT	G0	63030
		CLIN	OUT	G1	61312
		CLIN	OUT	G1	DELTA
		CLIN	OUT	G1x	61312
C15	61544	ADMIN	OUT	G2	61312
		ADMIN	OUT	G2	63276
		ADMIN	OUT	G2x	61312
		CLIN	OUT	G0	63030
		CLIN	OUT	G1	61312
		CLIN	OUT	G1	DELTA
		CLIN	OUT	G1x	61312
C15	61545	ADMIN	OUT	G2	61312
		ADMIN	OUT	G2	63276
		ADMIN	OUT	G2x	61312
		CLIN	OUT	G0	63030
		CLIN	OUT	G1	61312
		CLIN	OUT	G1	DELTA
		CLIN	OUT	G1x	61312
C15	61546	ADMIN	OUT	G2	61312
		ADMIN	OUT	G2	63276
		ADMIN	OUT	G2x	61312
		CLIN	OUT	G0	63030
		CLIN	OUT	G1	61312
		CLIN	OUT	G1	DELTA
		CLIN	OUT	G1x	61312
C15	61548	ADMIN	OUT	G2	61312
		ADMIN	OUT	G2	63276
		ADMIN	OUT	G2x	61312
		CLIN	OUT	G0	63030
		CLIN	OUT	G1	61312
		CLIN	OUT	G1	DELTA
		CLIN	OUT	G1x	61312
C15	61550	ADMIN	OUT	G2	61312
		ADMIN	OUT	G2	63276
		ADMIN	OUT	G2x	61312
		CLIN	OUT	G0	63030
		CLIN	OUT	G1	61312
		CLIN	OUT	G1	DELTA
		CLIN	OUT	G1x	61312
C15	61552	ADMIN	OUT	G2	61312
		ADMIN	OUT	G2	63276
		ADMIN	OUT	G2x	61312
		CLIN	OUT	G0	63030
		CLIN	OUT	G1	61312
		CLIN	OUT	G1	DELTA
		CLIN	OUT	G1x	61312

CPEP 15: Neurosurgery
Data Entry Log

CPEP	PROCCODE	CLINADM	SITE	TIMECAT	SERVREF
C15	61556	ADMIN	OUT	G2	61312
		ADMIN	OUT	G2	63276
		ADMIN	OUT	G2x	61312
		CLIN	OUT	G0	63030
		CLIN	OUT	G1	61312
		CLIN	OUT	G1	DELTA
		CLIN	OUT	G1x	61312
C15	61557	ADMIN	OUT	G2	61312
		ADMIN	OUT	G2	63276
		ADMIN	OUT	G2x	61312
		CLIN	OUT	G0	63030
		CLIN	OUT	G1	61312
		CLIN	OUT	G1	DELTA
		CLIN	OUT	G1x	61312
C15	61558	ADMIN	OUT	G2	61312
		ADMIN	OUT	G2	63276
		ADMIN	OUT	G2x	61312
		CLIN	OUT	G0	63030
		CLIN	OUT	G1	61312
		CLIN	OUT	G1	DELTA
		CLIN	OUT	G1x	61312
C15	61559	ADMIN	OUT	G2	61312
		ADMIN	OUT	G2	63276
		ADMIN	OUT	G2x	61312
		CLIN	OUT	G0	63030
		CLIN	OUT	G1	61312
		CLIN	OUT	G1	DELTA
		CLIN	OUT	G1x	61312
C15	61563	ADMIN	OUT	G2	61312
		ADMIN	OUT	G2	63276
		ADMIN	OUT	G2x	61312
		CLIN	OUT	G0	63030
		CLIN	OUT	G1	61312
		CLIN	OUT	G1	DELTA
		CLIN	OUT	G1x	61312
C15	61564	ADMIN	OUT	G2	61312
		ADMIN	OUT	G2	63276
		ADMIN	OUT	G2x	61312
		CLIN	OUT	G0	63030
		CLIN	OUT	G1	61312
		CLIN	OUT	G1	DELTA
		CLIN	OUT	G1x	61312
C15	61570	ADMIN	OUT	G2	61312
		ADMIN	OUT	G2x	61312
		ADMIN	OUT	G2x	DELTA
		CLIN	OUT	G1	61312
		CLIN	OUT	G1	DELTA
		CLIN	OUT	G1x	61312
C15	61571	ADMIN	OUT	G2	61312
		ADMIN	OUT	G2x	61312
		ADMIN	OUT	G2x	DELTA
		CLIN	OUT	G1	61312
		CLIN	OUT	G1	DELTA
		CLIN	OUT	G1x	61312
C15	61575	ADMIN	OUT	G2	61312
		ADMIN	OUT	G2	63276
		ADMIN	OUT	G2x	61312
		CLIN	OUT	G0	63030
		CLIN	OUT	G1	61312
		CLIN	OUT	G1	DELTA
		CLIN	OUT	G1x	61312

CPEP 15: Neurosurgery
Data Entry Log

CPEP	PROCCODE	CLINADM	SITE	TIMECAT	SERVREF
C15	61591	ADMIN	OUT	G2	61700
		ADMIN	OUT	G2	63276
		ADMIN	OUT	G2	DELTA
		ADMIN	OUT	G2x	61700
		CLIN	OUT	G0	63030
		CLIN	OUT	G1	61700
		CLIN	OUT	G1	DELTA
		CLIN	OUT	G1x	61700
C15	61592	ADMIN	OUT	G2	61700
		ADMIN	OUT	G2	63276
		ADMIN	OUT	G2	DELTA
		ADMIN	OUT	G2x	61700
		CLIN	OUT	G0	63030
		CLIN	OUT	G1	61700
		CLIN	OUT	G1	DELTA
		CLIN	OUT	G1x	61700
C15	61595	ADMIN	OUT	G2	61700
		ADMIN	OUT	G2	63276
		ADMIN	OUT	G2	DELTA
		ADMIN	OUT	G2x	61700
		CLIN	OUT	G0	63030
		CLIN	OUT	G1	61700
		CLIN	OUT	G1	DELTA
		CLIN	OUT	G1x	61700
C15	61596	ADMIN	OUT	G2	61700
		ADMIN	OUT	G2	63276
		ADMIN	OUT	G2	DELTA
		ADMIN	OUT	G2x	61700
		CLIN	OUT	G0	63030
		CLIN	OUT	G1	61700
		CLIN	OUT	G1	DELTA
		CLIN	OUT	G1x	61700
C15	61597	ADMIN	OUT	G2	61700
		ADMIN	OUT	G2	63276
		ADMIN	OUT	G2	DELTA
		ADMIN	OUT	G2x	61700
		CLIN	OUT	G0	63030
		CLIN	OUT	G1	61700
		CLIN	OUT	G1	DELTA
		CLIN	OUT	G1x	61700
C15	61598	ADMIN	OUT	G2	61700
		ADMIN	OUT	G2	63276
		ADMIN	OUT	G2	DELTA
		ADMIN	OUT	G2x	61700
		CLIN	OUT	G0	63030
		CLIN	OUT	G1	61700
		CLIN	OUT	G1	DELTA
		CLIN	OUT	G1x	61700
C15	61600	ADMIN	OUT	G2	61700
		ADMIN	OUT	G2	63276
		ADMIN	OUT	G2	DELTA
		ADMIN	OUT	G2x	61700
		CLIN	OUT	G0	63030
		CLIN	OUT	G1	61700
		CLIN	OUT	G1	DELTA
		CLIN	OUT	G1x	61700

CPEP 15: Neurosurgery
Data Entry Log

CPEP	PROCCODE	CLINADM	SITE	TIMECAT	SERVREF
C15	61601	ADMIN	OUT	G2	61700
		ADMIN	OUT	G2	63276
		ADMIN	OUT	G2	DELTA
		ADMIN	OUT	G2x	61700
		CLIN	OUT	G0	63030
		CLIN	OUT	G1	61700
		CLIN	OUT	G1	DELTA
		CLIN	OUT	G1x	61700
C15	61605	ADMIN	OUT	G2	61700
		ADMIN	OUT	G2	63276
		ADMIN	OUT	G2	DELTA
		ADMIN	OUT	G2x	61700
		CLIN	OUT	G0	63030
		CLIN	OUT	G1	61700
		CLIN	OUT	G1	DELTA
		CLIN	OUT	G1x	61700
C15	61606	ADMIN	OUT	G2	61700
		ADMIN	OUT	G2	63276
		ADMIN	OUT	G2	DELTA
		ADMIN	OUT	G2x	61700
		CLIN	OUT	G0	63030
		CLIN	OUT	G1	61700
		CLIN	OUT	G1	DELTA
		CLIN	OUT	G1x	61700
C15	61607	ADMIN	OUT	G2	61700
		ADMIN	OUT	G2	63276
		ADMIN	OUT	G2	DELTA
		ADMIN	OUT	G2x	61700
		CLIN	OUT	G0	63030
		CLIN	OUT	G1	61700
		CLIN	OUT	G1	DELTA
		CLIN	OUT	G1x	61700
C15	61608	ADMIN	OUT	G2	61700
		ADMIN	OUT	G2	63276
		ADMIN	OUT	G2	DELTA
		ADMIN	OUT	G2x	61700
		CLIN	OUT	G0	63030
		CLIN	OUT	G1	61700
		CLIN	OUT	G1	DELTA
		CLIN	OUT	G1x	61700
C15	61609	CLIN	OUT	G1	61700
		CLIN	OUT	G1	DELTA
		CLIN	OUT	G1x	61700
C15	61610	CLIN	OUT	G1	61700
		CLIN	OUT	G1	DELTA
		CLIN	OUT	G1x	61700
C15	61611	CLIN	OUT	G1	61700
		CLIN	OUT	G1	DELTA
		CLIN	OUT	G1x	61700
C15	61612	CLIN	OUT	G1	61700
		CLIN	OUT	G1	DELTA
		CLIN	OUT	G1x	61700
C15	61613	ADMIN	OUT	G2	61700
		ADMIN	OUT	G2	63276
		ADMIN	OUT	G2	DELTA
		ADMIN	OUT	G2x	61700
		CLIN	OUT	G0	63030
		CLIN	OUT	G1	61700
		CLIN	OUT	G1	DELTA
		CLIN	OUT	G1x	61700

CPEP 15: Neurosurgery
Data Entry Log

CPEP	PROCCODE	CLINADM	SITE	TIMECAT	SERVREF
C15	61615	ADMIN	OUT	G2	61700
		ADMIN	OUT	G2	63276
		ADMIN	OUT	G2	DELTA
		ADMIN	OUT	G2x	61700
		CLIN	OUT	G0	63030
		CLIN	OUT	G1	61700
		CLIN	OUT	G1	DELTA
		CLIN	OUT	G1x	61700
C15	61616	ADMIN	OUT	G2	61700
		ADMIN	OUT	G2	63276
		ADMIN	OUT	G2	DELTA
		ADMIN	OUT	G2x	61700
		CLIN	OUT	G0	63030
		CLIN	OUT	G1	61700
		CLIN	OUT	G1	DELTA
		CLIN	OUT	G1x	61700
C15	61618	ADMIN	OUT	G2	61700
		ADMIN	OUT	G2	63276
		ADMIN	OUT	G2	DELTA
		ADMIN	OUT	G2x	61700
		CLIN	OUT	G0	63030
		CLIN	OUT	G1	61700
		CLIN	OUT	G1	DELTA
		CLIN	OUT	G1x	61700
C15	61619	ADMIN	OUT	G2	61700
		ADMIN	OUT	G2	63276
		ADMIN	OUT	G2	DELTA
		ADMIN	OUT	G2x	61700
		CLIN	OUT	G0	63030
		CLIN	OUT	G1	61700
		CLIN	OUT	G1	DELTA
		CLIN	OUT	G1x	61700
C15	61680	ADMIN	OUT	G2	61700
		ADMIN	OUT	G2	63276
		ADMIN	OUT	G2x	61700
		CLIN	OUT	G0	63030
		CLIN	OUT	G1	61700
		CLIN	OUT	G1	DELTA
		CLIN	OUT	G1x	61700
		C15	61682	ADMIN	OUT
ADMIN	OUT			G2	63276
ADMIN	OUT			G2x	61700
CLIN	OUT			G0	63030
CLIN	OUT			G1	61700
CLIN	OUT			G1	DELTA
CLIN	OUT			G1x	61700
C15	61684			ADMIN	OUT
		ADMIN	OUT	G2	63276
		ADMIN	OUT	G2x	61700
		CLIN	OUT	G0	63030
		CLIN	OUT	G1	61700
		CLIN	OUT	G1	DELTA
		CLIN	OUT	G1x	61700
		C15	61686	ADMIN	OUT
ADMIN	OUT			G2	63276
ADMIN	OUT			G2x	61700
CLIN	OUT			G0	63030
CLIN	OUT			G1	61700
CLIN	OUT			G1	DELTA
CLIN	OUT			G1x	61700

CPEP 15: Neurosurgery
Data Entry Log

CPEP	PROCCODE	CLINADM	SITE	TIMECAT	SERVREF
C15	61690	ADMIN	OUT	G2	61700
		ADMIN	OUT	G2	63276
		ADMIN	OUT	G2x	61700
		CLIN	OUT	G0	63030
		CLIN	OUT	G1	61700
		CLIN	OUT	G1	DELTA
		CLIN	OUT	G1x	61700
C15	61692	ADMIN	OUT	G2	61700
		ADMIN	OUT	G2	63276
		ADMIN	OUT	G2x	61700
		CLIN	OUT	G0	63030
		CLIN	OUT	G1	61700
		CLIN	OUT	G1	DELTA
C15	61702	ADMIN	OUT	G2	61700
		ADMIN	OUT	G2x	61700
		CLIN	OUT	G1	61700
		CLIN	OUT	G1	DELTA
		CLIN	OUT	G1x	61700
C15	61703	ADMIN	OUT	G2	61700
		ADMIN	OUT	G2	63276
		ADMIN	OUT	G2x	61700
		CLIN	OUT	G0	63030
		CLIN	OUT	G1	61700
		CLIN	OUT	G1	DELTA
C15	61705	ADMIN	OUT	G2	61700
		ADMIN	OUT	G2	63276
		ADMIN	OUT	G2x	61700
		CLIN	OUT	G0	63030
		CLIN	OUT	G1	61700
		CLIN	OUT	G1	DELTA
C15	61708	ADMIN	OUT	G2	61700
		ADMIN	OUT	G2	63276
		ADMIN	OUT	G2x	61700
		CLIN	OUT	G0	63030
		CLIN	OUT	G1	61700
		CLIN	OUT	G1	DELTA
C15	61710	ADMIN	OUT	G2	61700
		ADMIN	OUT	G2	63276
		ADMIN	OUT	G2x	61700
		CLIN	OUT	G0	63030
		CLIN	OUT	G1	61700
		CLIN	OUT	G1	DELTA
C15	61711	ADMIN	OUT	G2	61700
		ADMIN	OUT	G2	63276
		ADMIN	OUT	G2x	61700
		CLIN	OUT	G0	63030
		CLIN	OUT	G1	61700
		CLIN	OUT	G1	DELTA
C15	61712	CLIN	OUT	G1	61700
		CLIN	OUT	G1	DELTA
		CLIN	OUT	G1x	61700

CPEP 15: Neurosurgery
Data Entry Log

CPEP	PROCCODE	CLINADM	SITE	TIMECAT	SERVREF
C15	61720	ADMIN	OUT	G2	61700
		ADMIN	OUT	G2	63276
		ADMIN	OUT	G2x	61700
		CLIN	OUT	G0	63030
		CLIN	OUT	G1	61700
		CLIN	OUT	G1	DELTA
		CLIN	OUT	G1x	61700
C15	61735	ADMIN	OUT	G2	61700
		ADMIN	OUT	G2	63276
		ADMIN	OUT	G2x	61700
		CLIN	OUT	G0	63030
		CLIN	OUT	G1	61700
		CLIN	OUT	G1	DELTA
		CLIN	OUT	G1x	61700
C15	61750	ADMIN	OUT	G2	61700
		ADMIN	OUT	G2	63276
		ADMIN	OUT	G2x	61700
		CLIN	OUT	G0	63030
		CLIN	OUT	G1	61700
		CLIN	OUT	G1	DELTA
		CLIN	OUT	G1x	61700
C15	61751	ADMIN	OUT	G2	61700
		ADMIN	OUT	G2	63276
		ADMIN	OUT	G2x	61700
		CLIN	OUT	G0	63030
		CLIN	OUT	G1	61700
		CLIN	OUT	G1	DELTA
		CLIN	OUT	G1x	61700
C15	61760	ADMIN	OUT	G2	62223
		ADMIN	OUT	G2x	62223
		CLIN	OUT	G0	62223
		CLIN	OUT	G1	62223
		CLIN	OUT	G1	DELTA
		CLIN	OUT	G1x	62223
C15	61770	ADMIN	OUT	G2	62223
		ADMIN	OUT	G2x	62223
		CLIN	OUT	G0	62223
		CLIN	OUT	G1	62223
		CLIN	OUT	G1	DELTA
		CLIN	OUT	G1x	62223
C15	61790	ADMIN	OUT	G2	64721
		ADMIN	OUT	G2x	64721
		CLIN	OUT	G0	64721
		CLIN	OUT	G1	64721
		CLIN	OUT	G1	DELTA
		CLIN	OUT	G1x	64721
C15	61791	ADMIN	OUT	G2	61700
		ADMIN	OUT	G2	63276
		ADMIN	OUT	G2x	61700
		CLIN	OUT	G0	63030
		CLIN	OUT	G1	61700
		CLIN	OUT	G1	DELTA
		CLIN	OUT	G1x	61700
C15	61793	ADMIN	OUT	G2	61700
		ADMIN	OUT	G2	63276
		ADMIN	OUT	G2x	61700
		CLIN	OUT	G0	63030
		CLIN	OUT	G1	61700
		CLIN	OUT	G1	DELTA
		CLIN	OUT	G1x	61700

CPEP 15: Neurosurgery
Data Entry Log

CPEP	PROCCODE	CLINADM	SITE	TIMECAT	SERVREF
C15	61795	ADMIN	OUT	G2	63276
		ADMIN	OUT	G2	DELTA
		CLIN	OUT	G1	61700
		CLIN	OUT	G1	DELTA
		CLIN	OUT	G1x	61700
C15	61850	ADMIN	OUT	G2	62223
		ADMIN	OUT	G2x	62223
		CLIN	OUT	G0	62223
		CLIN	OUT	G1	62223
		CLIN	OUT	G1	DELTA
		CLIN	OUT	G1x	62223
C15	61855	ADMIN	OUT	G2	62223
		ADMIN	OUT	G2x	62223
		CLIN	OUT	G0	62223
		CLIN	OUT	G1	62223
		CLIN	OUT	G1	DELTA
		CLIN	OUT	G1x	62223
C15	61860	ADMIN	OUT	G2	62223
		ADMIN	OUT	G2x	62223
		CLIN	OUT	G0	62223
		CLIN	OUT	G1	62223
		CLIN	OUT	G1	DELTA
		CLIN	OUT	G1x	62223
C15	61865	ADMIN	OUT	G2	62223
		ADMIN	OUT	G2x	62223
		CLIN	OUT	G0	62223
		CLIN	OUT	G1	62223
		CLIN	OUT	G1	DELTA
		CLIN	OUT	G1x	62223
C15	61870	ADMIN	OUT	G2	62223
		ADMIN	OUT	G2x	62223
		CLIN	OUT	G0	62223
		CLIN	OUT	G1	62223
		CLIN	OUT	G1	DELTA
		CLIN	OUT	G1x	62223
C15	61875	ADMIN	OUT	G2	62223
		ADMIN	OUT	G2x	62223
		CLIN	OUT	G0	62223
		CLIN	OUT	G1	62223
		CLIN	OUT	G1	DELTA
		CLIN	OUT	G1x	62223
C15	61880	ADMIN	OUT	G2	62223
		ADMIN	OUT	G2x	62223
		CLIN	OUT	G0	62223
		CLIN	OUT	G1	62223
		CLIN	OUT	G1	DELTA
		CLIN	OUT	G1x	62223
C15	61885	ADMIN	OUT	G2	62223
		ADMIN	OUT	G2x	62223
		CLIN	OUT	G0	62223
		CLIN	OUT	G1	62223
		CLIN	OUT	G1	DELTA
		CLIN	OUT	G1x	62223
C15	61888	ADMIN	OUT	G2	62223
		ADMIN	OUT	G2x	62223
		CLIN	OUT	G0	62223
		CLIN	OUT	G1	62223
		CLIN	OUT	G1	DELTA
		CLIN	OUT	G1x	62223
		CLIN	OUT	G1x	DELTA

CPEP 15: Neurosurgery
Data Entry Log

CPEP	PROCCODE	CLINADM	SITE	TIMECAT	SERVREF
C15	62000	ADMIN	OUT	G2	61700
		ADMIN	OUT	G2x	61700
		CLIN	OUT	G1	61700
		CLIN	OUT	G1	DELTA
		CLIN	OUT	G1x	61700
C15	62005	ADMIN	OUT	G2	61700
		ADMIN	OUT	G2x	61700
		CLIN	OUT	G1	61700
		CLIN	OUT	G1	DELTA
		CLIN	OUT	G1x	61700
C15	62010	ADMIN	OUT	G2	61700
		ADMIN	OUT	G2x	61700
		CLIN	OUT	G1	61700
		CLIN	OUT	G1	DELTA
		CLIN	OUT	G1x	61700
C15	62100	ADMIN	OUT	G2	61700
		ADMIN	OUT	G2	63276
		ADMIN	OUT	G2x	61700
		CLIN	OUT	G0	63030
		CLIN	OUT	G1	61700
		CLIN	OUT	G1	DELTA
		CLIN	OUT	G1x	61700
C15	62115	ADMIN	OUT	G2	61700
		ADMIN	OUT	G2	63276
		ADMIN	OUT	G2x	61700
		CLIN	OUT	G0	63030
		CLIN	OUT	G1	61700
		CLIN	OUT	G1	DELTA
		CLIN	OUT	G1x	61700
C15	62116	ADMIN	OUT	G2	61700
		ADMIN	OUT	G2	63276
		ADMIN	OUT	G2x	61700
		CLIN	OUT	G0	63030
		CLIN	OUT	G1	61700
		CLIN	OUT	G1	DELTA
		CLIN	OUT	G1x	61700
C15	62117	ADMIN	OUT	G2	61700
		ADMIN	OUT	G2	63276
		ADMIN	OUT	G2x	61700
		CLIN	OUT	G0	63030
		CLIN	OUT	G1	61700
		CLIN	OUT	G1	DELTA
		CLIN	OUT	G1x	61700
C15	62120	ADMIN	OUT	G2	61700
		ADMIN	OUT	G2	63276
		ADMIN	OUT	G2x	61700
		CLIN	OUT	G0	63030
		CLIN	OUT	G1	61700
		CLIN	OUT	G1x	61700
C15	62121	ADMIN	OUT	G2	61700
		ADMIN	OUT	G2	63276
		ADMIN	OUT	G2x	61700
		CLIN	OUT	G0	63030
		CLIN	OUT	G1	61700
		CLIN	OUT	G1	DELTA
		CLIN	OUT	G1x	61700

CPEP 15: Neurosurgery
Data Entry Log

CPEP	PROCCODE	CLINADM	SITE	TIMECAT	SERVREF
C15	62140	ADMIN	OUT	G2	61700
		ADMIN	OUT	G2	63276
		ADMIN	OUT	G2x	61700
		CLIN	OUT	G0	63030
		CLIN	OUT	G1	61700
		CLIN	OUT	G1	DELTA
		CLIN	OUT	G1x	61700
C15	62141	ADMIN	OUT	G2	61700
		ADMIN	OUT	G2	63276
		ADMIN	OUT	G2x	61700
		CLIN	OUT	G0	63030
		CLIN	OUT	G1	61700
		CLIN	OUT	G1	DELTA
		CLIN	OUT	G1x	61700
C15	62142	ADMIN	OUT	G2	61700
		ADMIN	OUT	G2	63276
		ADMIN	OUT	G2x	61700
		CLIN	OUT	G0	63030
		CLIN	OUT	G1	61700
		CLIN	OUT	G1	DELTA
		CLIN	OUT	G1x	61700
C15	62143	ADMIN	OUT	G2	61700
		ADMIN	OUT	G2	63276
		ADMIN	OUT	G2x	61700
		CLIN	OUT	G0	63030
		CLIN	OUT	G1	61700
		CLIN	OUT	G1	DELTA
		CLIN	OUT	G1x	61700
C15	62145	ADMIN	OUT	G2	61700
		ADMIN	OUT	G2	63276
		ADMIN	OUT	G2x	61700
		CLIN	OUT	G0	63030
		CLIN	OUT	G1	61700
		CLIN	OUT	G1	DELTA
		CLIN	OUT	G1x	61700
C15	62146	ADMIN	OUT	G2	61700
		ADMIN	OUT	G2	63276
		ADMIN	OUT	G2x	61700
		CLIN	OUT	G0	63030
		CLIN	OUT	G1	61700
		CLIN	OUT	G1	DELTA
		CLIN	OUT	G1x	61700
C15	62147	ADMIN	OUT	G2	61700
		ADMIN	OUT	G2	63276
		ADMIN	OUT	G2x	61700
		CLIN	OUT	G0	63030
		CLIN	OUT	G1	61700
		CLIN	OUT	G1	DELTA
		CLIN	OUT	G1x	61700
C15	62180	ADMIN	OUT	G2	62223
		ADMIN	OUT	G2x	62223
		CLIN	OUT	G0	62223
		CLIN	OUT	G1	62223
		CLIN	OUT	G1	DELTA
		CLIN	OUT	G1x	62223
C15	62190	ADMIN	OUT	G2	62223
		ADMIN	OUT	G2x	62223
		CLIN	OUT	G0	62223
		CLIN	OUT	G1	62223
		CLIN	OUT	G1	DELTA
		CLIN	OUT	G1x	62223

CPEP 15: Neurosurgery
Data Entry Log

CPEP	PROCCODE	CLINADM	SITE	TIMECAT	SERVREF
C15	62192	ADMIN	OUT	G2	62223
		ADMIN	OUT	G2x	62223
		CLIN	OUT	G0	62223
		CLIN	OUT	G1	62223
		CLIN	OUT	G1	DELTA
		CLIN	OUT	G1x	62223
C15	62194	ADMIN	OUT	G2	DELTA
		ADMIN	OUT	G2x	62223
		CLIN	OUT	G0	62223
		CLIN	OUT	G1	62223
		CLIN	OUT	G1	DELTA
		CLIN	OUT	G1x	62223
CLIN	OUT	G1x	DELTA		
C15	62200	ADMIN	OUT	G2	62223
		ADMIN	OUT	G2x	62223
		CLIN	OUT	G0	62223
		CLIN	OUT	G1	62223
		CLIN	OUT	G1	DELTA
		CLIN	OUT	G1x	62223
C15	62201	ADMIN	OUT	G2	62223
		ADMIN	OUT	G2x	62223
		CLIN	OUT	G0	62223
		CLIN	OUT	G1	62223
		CLIN	OUT	G1	DELTA
		CLIN	OUT	G1x	62223
C15	62220	ADMIN	OUT	G2	62223
		ADMIN	OUT	G2x	62223
		CLIN	OUT	G0	62223
		CLIN	OUT	G1	62223
		CLIN	OUT	G1	DELTA
		CLIN	OUT	G1x	62223
C15	62225	ADMIN	OUT	G2	DELTA
		ADMIN	OUT	G2x	62223
		CLIN	OUT	G0	62223
		CLIN	OUT	G1	62223
		CLIN	OUT	G1	DELTA
		CLIN	OUT	G1x	62223
C15	62230	ADMIN	OUT	G2	DELTA
		ADMIN	OUT	G2x	62223
		CLIN	OUT	G0	62223
		CLIN	OUT	G1	62223
		CLIN	OUT	G1	DELTA
		CLIN	OUT	G1x	62223
C15	62256	ADMIN	OUT	G2	62223
		ADMIN	OUT	G2x	62223
		CLIN	OUT	G0	62223
		CLIN	OUT	G1	62223
		CLIN	OUT	G1	DELTA
		CLIN	OUT	G1x	62223
C15	62258	ADMIN	OUT	G2	DELTA
		ADMIN	OUT	G2x	62223
		CLIN	OUT	G0	62223
		CLIN	OUT	G1	62223
		CLIN	OUT	G1	DELTA
		CLIN	OUT	G1x	62223
C15	62268	ADMIN	OUT	G2	64610
		ADMIN	OUT	G2x	64610
		CLIN	OUT	G0	64610
		CLIN	OUT	G1	64610
		CLIN	OUT	G1	DELTA
		CLIN	OUT	G1x	64610

CPEP 15: Neurosurgery
Data Entry Log

CPEP	PROCCODE	CLINADM	SITE	TIMECAT	SERVREF
C15	62269	ADMIN	OUT	G2	64721
		ADMIN	OUT	G2x	64721
		CLIN	OUT	G0	64721
		CLIN	OUT	G1	64721
		CLIN	OUT	G1	DELTA
		CLIN	OUT	G1x	64721
C15	62273	ADMIN	IN	G2	64610
		ADMIN	IN	G2	DELTA
		ADMIN	OUT	G2	64610
		ADMIN	OUT	G2x	64610
		CLIN	IN	G1	DELTA
		CLIN	OUT	G0	64610
		CLIN	OUT	G1	64610
		CLIN	OUT	G1	DELTA
		CLIN	OUT	G1x	64610
C15	62287	ADMIN	OUT	G2	64721
		ADMIN	OUT	G2x	64721
		CLIN	OUT	G0	64721
		CLIN	OUT	G1	64721
		CLIN	OUT	G1	DELTA
		CLIN	OUT	G1x	64721
C15	62290	ADMIN	OUT	G2	62284
		CLIN	OUT	G1	62284
		CLIN	OUT	G1	DELTA
C15	62291	ADMIN	OUT	G2	62284
		CLIN	OUT	G1	62284
		CLIN	OUT	G1	DELTA
C15	62292	ADMIN	OUT	G2	64610
		ADMIN	OUT	G2	DELTA
		ADMIN	OUT	G2x	64610
		ADMIN	OUT	G2x	DELTA
		CLIN	OUT	G0	64610
		CLIN	OUT	G0	DELTA
		CLIN	OUT	G1	64610
		CLIN	OUT	G1	DELTA
		CLIN	OUT	G1x	64610
		CLIN	OUT	G1x	DELTA
C15	62294	ADMIN	OUT	G2	64610
		ADMIN	OUT	G2	DELTA
		ADMIN	OUT	G2x	64610
		ADMIN	OUT	G2x	DELTA
		CLIN	OUT	G0	64610
		CLIN	OUT	G0	DELTA
		CLIN	OUT	G1	64610
		CLIN	OUT	G1	DELTA
		CLIN	OUT	G1x	64610
C15	63001	ADMIN	OUT	G2	63030
		ADMIN	OUT	G2x	63030
		CLIN	OUT	G0	63030
		CLIN	OUT	G1	63030
		CLIN	OUT	G1	DELTA
		CLIN	OUT	G1x	63030
C15	63003	ADMIN	OUT	G2	63030
		ADMIN	OUT	G2x	63030
		CLIN	OUT	G0	63030
		CLIN	OUT	G1	63030
		CLIN	OUT	G1	DELTA
		CLIN	OUT	G1x	63030

CPEP 15: Neurosurgery
Data Entry Log

CPEP	PROCCODE	CLINADM	SITE	TIMECAT	SERVREF
C15	63005	ADMIN	OUT	G2	63030
		ADMIN	OUT	G2x	63030
		CLIN	OUT	G0	63030
		CLIN	OUT	G1	63030
		CLIN	OUT	G1	DELTA
C15	63011	ADMIN	OUT	G2	63030
		ADMIN	OUT	G2x	63030
		CLIN	OUT	G0	63030
		CLIN	OUT	G1	63030
		CLIN	OUT	G1	DELTA
C15	63012	ADMIN	OUT	G2	63276
		ADMIN	OUT	G2x	63276
		CLIN	OUT	G0	63276
		CLIN	OUT	G1	63276
		CLIN	OUT	G1	DELTA
C15	63015	ADMIN	OUT	G2	63030
		ADMIN	OUT	G2x	63030
		CLIN	OUT	G0	63030
		CLIN	OUT	G1	63030
		CLIN	OUT	G1	DELTA
C15	63016	ADMIN	OUT	G2	63030
		ADMIN	OUT	G2x	63030
		CLIN	OUT	G0	63030
		CLIN	OUT	G1	63030
		CLIN	OUT	G1	DELTA
C15	63017	ADMIN	OUT	G2	63030
		ADMIN	OUT	G2x	63030
		CLIN	OUT	G0	63030
		CLIN	OUT	G1	63030
		CLIN	OUT	G1	DELTA
C15	63020	ADMIN	OUT	G2	63030
		ADMIN	OUT	G2x	63030
		CLIN	OUT	G0	63030
		CLIN	OUT	G1	63030
		CLIN	OUT	G1	DELTA
C15	63035	CLIN	OUT	G0	63030
		CLIN	OUT	G1	63030
		CLIN	OUT	G1	DELTA
		CLIN	OUT	G1x	63030
C15	63040	ADMIN	OUT	G2	63030
		ADMIN	OUT	G2	DELTA
		ADMIN	OUT	G2x	63030
		CLIN	OUT	G0	63030
		CLIN	OUT	G1	63030
		CLIN	OUT	G1	DELTA
C15	63042	ADMIN	OUT	G2	63030
		ADMIN	OUT	G2	DELTA
		ADMIN	OUT	G2x	63030
		CLIN	OUT	G0	63030
		CLIN	OUT	G1	63030
		CLIN	OUT	G1	DELTA
		CLIN	OUT	G1x	63030

CPEP 15: Neurosurgery
Data Entry Log

CPEP	PROCCODE	CLINADM	SITE	TIMECAT	SERVREF
C15	63045	ADMIN	OUT	G2	63030
		ADMIN	OUT	G2x	63030
		CLIN	OUT	G0	63030
		CLIN	OUT	G1	63030
		CLIN	OUT	G1	DELTA
		CLIN	OUT	G1x	63030
C15	63046	ADMIN	OUT	G2	63030
		ADMIN	OUT	G2x	63030
		CLIN	OUT	G0	63030
		CLIN	OUT	G1	63030
		CLIN	OUT	G1	DELTA
		CLIN	OUT	G1x	63030
C15	63047	ADMIN	OUT	G2	63030
		ADMIN	OUT	G2x	63030
		CLIN	OUT	G0	63030
		CLIN	OUT	G1	63030
		CLIN	OUT	G1	DELTA
		CLIN	OUT	G1x	63030
C15	63048	CLIN	OUT	G0	63030
		CLIN	OUT	G1	63030
		CLIN	OUT	G1	DELTA
		CLIN	OUT	G1x	63030
C15	63055	ADMIN	OUT	G2	63030
		ADMIN	OUT	G2x	63030
		CLIN	OUT	G0	63030
		CLIN	OUT	G1	63030
		CLIN	OUT	G1	DELTA
		CLIN	OUT	G1x	63030
C15	63056	ADMIN	OUT	G2	63030
		ADMIN	OUT	G2x	63030
		CLIN	OUT	G0	63030
		CLIN	OUT	G1	63030
		CLIN	OUT	G1	DELTA
		CLIN	OUT	G1x	63030
C15	63057	CLIN	OUT	G0	63030
		CLIN	OUT	G1	63030
		CLIN	OUT	G1	DELTA
		CLIN	OUT	G1x	63030
C15	63064	ADMIN	OUT	G2	63030
		ADMIN	OUT	G2x	63030
		CLIN	OUT	G0	63030
		CLIN	OUT	G1	63030
		CLIN	OUT	G1	DELTA
		CLIN	OUT	G1x	63030
C15	63066	CLIN	OUT	G0	63030
		CLIN	OUT	G1	63030
		CLIN	OUT	G1	DELTA
		CLIN	OUT	G1x	63030
C15	63075	ADMIN	OUT	G2	63030
		ADMIN	OUT	G2x	63030
		CLIN	OUT	G0	63030
		CLIN	OUT	G1	63030
		CLIN	OUT	G1	DELTA
		CLIN	OUT	G1x	63030
C15	63076	CLIN	OUT	G0	63030
		CLIN	OUT	G1	63030
		CLIN	OUT	G1	DELTA
		CLIN	OUT	G1x	63030

CPEP 15: Neurosurgery
Data Entry Log

CPEP	PROCCODE	CLINADM	SITE	TIMECAT	SERVREF
C15	63077	ADMIN	OUT	G2	63030
		ADMIN	OUT	G2x	63030
		CLIN	OUT	G0	63030
		CLIN	OUT	G1	63030
		CLIN	OUT	G1	DELTA
		CLIN	OUT	G1x	63030
C15	63078	CLIN	OUT	G0	63030
		CLIN	OUT	G1	63030
		CLIN	OUT	G1	DELTA
		CLIN	OUT	G1x	63030
C15	63081	ADMIN	OUT	G2	63030
		ADMIN	OUT	G2x	63030
		CLIN	OUT	G0	63030
		CLIN	OUT	G1	63030
		CLIN	OUT	G1	DELTA
		CLIN	OUT	G1x	63030
C15	63082	CLIN	OUT	G0	63030
		CLIN	OUT	G1	63030
		CLIN	OUT	G1	DELTA
		CLIN	OUT	G1x	63030
C15	63085	ADMIN	OUT	G2	63030
		ADMIN	OUT	G2x	63030
		CLIN	OUT	G0	63030
		CLIN	OUT	G1	63030
		CLIN	OUT	G1	DELTA
		CLIN	OUT	G1x	63030
C15	63086	CLIN	OUT	G0	63030
		CLIN	OUT	G1	63030
		CLIN	OUT	G1	DELTA
		CLIN	OUT	G1x	63030
C15	63087	ADMIN	OUT	G2	63030
		ADMIN	OUT	G2x	63030
		CLIN	OUT	G0	63030
		CLIN	OUT	G1	63030
		CLIN	OUT	G1	DELTA
		CLIN	OUT	G1x	63030
C15	63088	CLIN	OUT	G0	63030
		CLIN	OUT	G1	63030
		CLIN	OUT	G1	DELTA
		CLIN	OUT	G1x	63030
C15	63090	ADMIN	OUT	G2	63030
		ADMIN	OUT	G2x	63030
		CLIN	OUT	G0	63030
		CLIN	OUT	G1	63030
		CLIN	OUT	G1	DELTA
		CLIN	OUT	G1x	63030
C15	63091	CLIN	OUT	G0	63030
		CLIN	OUT	G1	63030
		CLIN	OUT	G1	DELTA
		CLIN	OUT	G1x	63030
C15	63170	ADMIN	OUT	G2	63030
		ADMIN	OUT	G2	DELTA
		ADMIN	OUT	G2x	63030
		CLIN	OUT	G0	63030
		CLIN	OUT	G0	DELTA
		CLIN	OUT	G1	63030
		CLIN	OUT	G1	DELTA
		CLIN	OUT	G1x	63030

CPEP 15: Neurosurgery
Data Entry Log

CPEP	PROCCODE	CLINADM	SITE	TIMECAT	SERVREF
C15	63172	ADMIN	OUT	G2	63030
		ADMIN	OUT	G2	DELTA
		ADMIN	OUT	G2x	63030
		CLIN	OUT	G0	63030
		CLIN	OUT	G0	DELTA
		CLIN	OUT	G1	63030
		CLIN	OUT	G1	DELTA
C15	63173	ADMIN	OUT	G2	63030
		ADMIN	OUT	G2	DELTA
		ADMIN	OUT	G2x	63030
		CLIN	OUT	G0	63030
		CLIN	OUT	G0	DELTA
		CLIN	OUT	G1	63030
		CLIN	OUT	G1	DELTA
C15	63180	ADMIN	OUT	G2	63030
		ADMIN	OUT	G2	DELTA
		ADMIN	OUT	G2x	63030
		CLIN	OUT	G0	63030
		CLIN	OUT	G0	DELTA
		CLIN	OUT	G1	63030
		CLIN	OUT	G1	DELTA
C15	63182	ADMIN	OUT	G2	63030
		ADMIN	OUT	G2	DELTA
		ADMIN	OUT	G2x	63030
		CLIN	OUT	G0	63030
		CLIN	OUT	G0	DELTA
		CLIN	OUT	G1	63030
		CLIN	OUT	G1	DELTA
C15	63185	ADMIN	OUT	G2	63030
		ADMIN	OUT	G2	DELTA
		ADMIN	OUT	G2x	63030
		CLIN	OUT	G0	63030
		CLIN	OUT	G0	DELTA
		CLIN	OUT	G1	63030
		CLIN	OUT	G1	DELTA
C15	63190	ADMIN	OUT	G2	63030
		ADMIN	OUT	G2	DELTA
		ADMIN	OUT	G2x	63030
		CLIN	OUT	G0	63030
		CLIN	OUT	G0	DELTA
		CLIN	OUT	G1	63030
		CLIN	OUT	G1	DELTA
C15	63191	ADMIN	OUT	G2	63030
		ADMIN	OUT	G2	DELTA
		ADMIN	OUT	G2x	63030
		CLIN	OUT	G0	63030
		CLIN	OUT	G0	DELTA
		CLIN	OUT	G1	63030
		CLIN	OUT	G1	DELTA

CPEP 15: Neurosurgery
Data Entry Log

CPEP	PROCCODE	CLINADM	SITE	TIMECAT	SERVREF
C15	63194	ADMIN	OUT	G2	63030
		ADMIN	OUT	G2	DELTA
		ADMIN	OUT	G2x	63030
		CLIN	OUT	G0	63030
		CLIN	OUT	G0	DELTA
		CLIN	OUT	G1	63030
		CLIN	OUT	G1	DELTA
C15	63195	ADMIN	OUT	G2	63030
		ADMIN	OUT	G2	DELTA
		ADMIN	OUT	G2x	63030
		CLIN	OUT	G0	63030
		CLIN	OUT	G0	DELTA
		CLIN	OUT	G1	63030
		CLIN	OUT	G1	DELTA
C15	63196	ADMIN	OUT	G2	63030
		ADMIN	OUT	G2	DELTA
		ADMIN	OUT	G2x	63030
		CLIN	OUT	G0	63030
		CLIN	OUT	G0	DELTA
		CLIN	OUT	G1	63030
		CLIN	OUT	G1	DELTA
C15	63197	ADMIN	OUT	G2	63030
		ADMIN	OUT	G2	DELTA
		ADMIN	OUT	G2x	63030
		CLIN	OUT	G0	63030
		CLIN	OUT	G0	DELTA
		CLIN	OUT	G1	63030
		CLIN	OUT	G1	DELTA
C15	63198	ADMIN	OUT	G2	63030
		ADMIN	OUT	G2	DELTA
		ADMIN	OUT	G2x	63030
		CLIN	OUT	G0	63030
		CLIN	OUT	G0	DELTA
		CLIN	OUT	G1	63030
		CLIN	OUT	G1	DELTA
C15	63199	ADMIN	OUT	G2	63030
		ADMIN	OUT	G2	DELTA
		ADMIN	OUT	G2x	63030
		CLIN	OUT	G0	63030
		CLIN	OUT	G0	DELTA
		CLIN	OUT	G1	63030
		CLIN	OUT	G1	DELTA
C15	63200	ADMIN	OUT	G2	63030
		ADMIN	OUT	G2x	63030
		CLIN	OUT	G0	63030
		CLIN	OUT	G1	63030
		CLIN	OUT	G1	DELTA
C15	63250	ADMIN	OUT	G2	63276
		ADMIN	OUT	G2x	63276
		CLIN	OUT	G0	63276
		CLIN	OUT	G1	63276
		CLIN	OUT	G1	DELTA
		CLIN	OUT	G1x	63276

CPEP 15: Neurosurgery
Data Entry Log

CPEP	PROCCODE	CLINADM	SITE	TIMECAT	SERVREF
C15	63251	ADMIN	OUT	G2	63276
		ADMIN	OUT	G2x	63276
		CLIN	OUT	G0	63276
		CLIN	OUT	G1	63276
		CLIN	OUT	G1	DELTA
		CLIN	OUT	G1x	63276
C15	63252	ADMIN	OUT	G2	63276
		ADMIN	OUT	G2x	63276
		CLIN	OUT	G0	63276
		CLIN	OUT	G1	63276
		CLIN	OUT	G1	DELTA
		CLIN	OUT	G1x	63276
C15	63265	ADMIN	OUT	G2	63276
		ADMIN	OUT	G2x	63276
		CLIN	OUT	G0	63276
		CLIN	OUT	G1	63276
		CLIN	OUT	G1	DELTA
		CLIN	OUT	G1x	63276
C15	63266	ADMIN	OUT	G2	63276
		ADMIN	OUT	G2x	63276
		CLIN	OUT	G0	63276
		CLIN	OUT	G1	63276
		CLIN	OUT	G1	DELTA
		CLIN	OUT	G1x	63276
C15	63267	ADMIN	OUT	G2	63276
		ADMIN	OUT	G2x	63276
		CLIN	OUT	G0	63276
		CLIN	OUT	G1	63276
		CLIN	OUT	G1	DELTA
		CLIN	OUT	G1x	63276
C15	63268	ADMIN	OUT	G2	63276
		ADMIN	OUT	G2x	63276
		CLIN	OUT	G0	63276
		CLIN	OUT	G1	63276
		CLIN	OUT	G1	DELTA
		CLIN	OUT	G1x	63276
C15	63270	ADMIN	OUT	G2	63276
		ADMIN	OUT	G2x	63276
		CLIN	OUT	G0	63276
		CLIN	OUT	G1	63276
		CLIN	OUT	G1	DELTA
		CLIN	OUT	G1x	63276
C15	63271	ADMIN	OUT	G2	63276
		ADMIN	OUT	G2x	63276
		CLIN	OUT	G0	63276
		CLIN	OUT	G1	63276
		CLIN	OUT	G1	DELTA
		CLIN	OUT	G1x	63276
C15	63272	ADMIN	OUT	G2	63276
		ADMIN	OUT	G2x	63276
		CLIN	OUT	G0	63276
		CLIN	OUT	G1	63276
		CLIN	OUT	G1	DELTA
		CLIN	OUT	G1x	63276
C15	63273	ADMIN	OUT	G2	63276
		ADMIN	OUT	G2x	63276
		CLIN	OUT	G0	63276
		CLIN	OUT	G1	63276
		CLIN	OUT	G1	DELTA
		CLIN	OUT	G1x	63276

CPEP 15: Neurosurgery
Data Entry Log

CPEP	PROCCODE	CLINADM	SITE	TIMECAT	SERVREF
C15	63275	ADMIN	OUT	G2	63276
		ADMIN	OUT	G2x	63276
		CLIN	OUT	G0	63276
		CLIN	OUT	G1	63276
		CLIN	OUT	G1x	63276
C15	63277	ADMIN	OUT	G2	63276
		ADMIN	OUT	G2x	63276
		CLIN	OUT	G0	63276
		CLIN	OUT	G1	63276
		CLIN	OUT	G1	DELTA
CLIN	OUT	G1x	63276		
C15	63278	ADMIN	OUT	G2	63276
		ADMIN	OUT	G2x	63276
		CLIN	OUT	G0	63276
		CLIN	OUT	G1	63276
		CLIN	OUT	G1	DELTA
CLIN	OUT	G1x	63276		
C15	63280	ADMIN	OUT	G2	63276
		ADMIN	OUT	G2x	63276
		CLIN	OUT	G0	63276
		CLIN	OUT	G1	63276
		CLIN	OUT	G1	DELTA
CLIN	OUT	G1x	63276		
C15	63281	ADMIN	OUT	G2	63276
		ADMIN	OUT	G2x	63276
		CLIN	OUT	G0	63276
		CLIN	OUT	G1	63276
		CLIN	OUT	G1	DELTA
CLIN	OUT	G1x	63276		
C15	63282	ADMIN	OUT	G2	63276
		ADMIN	OUT	G2x	63276
		CLIN	OUT	G0	63276
		CLIN	OUT	G1	63276
		CLIN	OUT	G1	DELTA
CLIN	OUT	G1x	63276		
C15	63283	ADMIN	OUT	G2	63276
		ADMIN	OUT	G2x	63276
		CLIN	OUT	G0	63276
		CLIN	OUT	G1	63276
		CLIN	OUT	G1	DELTA
CLIN	OUT	G1x	63276		
C15	63285	ADMIN	OUT	G2	63276
		ADMIN	OUT	G2x	63276
		CLIN	OUT	G0	63276
		CLIN	OUT	G1	63276
		CLIN	OUT	G1	DELTA
CLIN	OUT	G1x	63276		
C15	63286	ADMIN	OUT	G2	63276
		ADMIN	OUT	G2x	63276
		CLIN	OUT	G0	63276
		CLIN	OUT	G1	63276
		CLIN	OUT	G1	DELTA
CLIN	OUT	G1x	63276		
C15	63287	ADMIN	OUT	G2	63276
		ADMIN	OUT	G2x	63276
		CLIN	OUT	G0	63276
		CLIN	OUT	G1	63276
		CLIN	OUT	G1	DELTA
CLIN	OUT	G1x	63276		

CPEP 15: Neurosurgery
Data Entry Log

CPEP	PROCCODE	CLINADM	SITE	TIMECAT	SERVREF
C15	63290	ADMIN	OUT	G2	63276
		ADMIN	OUT	G2x	63276
		CLIN	OUT	G0	63276
		CLIN	OUT	G1	63276
		CLIN	OUT	G1	DELTA
		CLIN	OUT	G1x	63276
C15	63300	ADMIN	OUT	G2	63276
		ADMIN	OUT	G2x	63276
		CLIN	OUT	G0	63276
		CLIN	OUT	G1	63276
		CLIN	OUT	G1	DELTA
		CLIN	OUT	G1x	63276
C15	63301	ADMIN	OUT	G2	63276
		ADMIN	OUT	G2x	63276
		CLIN	OUT	G0	63276
		CLIN	OUT	G1	63276
		CLIN	OUT	G1	DELTA
		CLIN	OUT	G1x	63276
C15	63302	ADMIN	OUT	G2	63276
		ADMIN	OUT	G2x	63276
		CLIN	OUT	G0	63276
		CLIN	OUT	G1	63276
		CLIN	OUT	G1	DELTA
		CLIN	OUT	G1x	63276
C15	63303	ADMIN	OUT	G2	63276
		ADMIN	OUT	G2x	63276
		CLIN	OUT	G0	63276
		CLIN	OUT	G1	63276
		CLIN	OUT	G1	DELTA
		CLIN	OUT	G1x	63276
C15	63304	ADMIN	OUT	G2	63276
		ADMIN	OUT	G2x	63276
		CLIN	OUT	G0	63276
		CLIN	OUT	G1	63276
		CLIN	OUT	G1	DELTA
		CLIN	OUT	G1x	63276
C15	63305	ADMIN	OUT	G2	63276
		ADMIN	OUT	G2x	63276
		CLIN	OUT	G0	63276
		CLIN	OUT	G1	63276
		CLIN	OUT	G1	DELTA
		CLIN	OUT	G1x	63276
C15	63306	ADMIN	OUT	G2	63276
		ADMIN	OUT	G2x	63276
		CLIN	OUT	G0	63276
		CLIN	OUT	G1	63276
		CLIN	OUT	G1	DELTA
		CLIN	OUT	G1x	63276
C15	63307	ADMIN	OUT	G2	63276
		ADMIN	OUT	G2x	63276
		CLIN	OUT	G0	63276
		CLIN	OUT	G1	63276
		CLIN	OUT	G1	DELTA
		CLIN	OUT	G1x	63276
C15	63308	CLIN	OUT	G1	DELTA

CPEP 15: Neurosurgery
Data Entry Log

CPEP	PROCCODE	CLINADM	SITE	TIMECAT	SERVREF		
C15	63600	ADMIN	OUT	G2	64610		
		ADMIN	OUT	G2	DELTA		
		ADMIN	OUT	G2x	64610		
		ADMIN	OUT	G2x	DELTA		
		CLIN	OUT	G0	64610		
		CLIN	OUT	G0	DELTA		
		CLIN	OUT	G1	64610		
		CLIN	OUT	G1	DELTA		
		CLIN	OUT	G1x	64610		
C15	63610	ADMIN	OUT	G2	64610		
		ADMIN	OUT	G2	DELTA		
		ADMIN	OUT	G2x	64610		
		CLIN	OUT	G0	64610		
		CLIN	OUT	G0	DELTA		
		CLIN	OUT	G1	64610		
		CLIN	OUT	G1	DELTA		
		CLIN	OUT	G1x	64610		
		C15	63615	ADMIN	OUT	G2	64610
ADMIN	OUT			G2	DELTA		
ADMIN	OUT			G2x	64610		
ADMIN	OUT			G2x	DELTA		
CLIN	OUT			G0	64610		
CLIN	OUT			G0	DELTA		
CLIN	OUT			G1	64610		
CLIN	OUT			G1	DELTA		
CLIN	OUT			G1x	64610		
C15	63650	ADMIN	OUT	G2	62223		
		ADMIN	OUT	G2x	62223		
		CLIN	OUT	G0	62223		
		CLIN	OUT	G1	62223		
		CLIN	OUT	G1	DELTA		
		CLIN	OUT	G1x	62223		
		CLIN	OUT	G1x	DELTA		
		C15	63655	ADMIN	OUT	G2	62223
				ADMIN	OUT	G2x	62223
CLIN	OUT			G0	62223		
CLIN	OUT			G1	62223		
CLIN	OUT			G1	DELTA		
CLIN	OUT			G1x	62223		
C15	63660	ADMIN	OUT	G2	62223		
		ADMIN	OUT	G2x	62223		
		CLIN	OUT	G0	62223		
		CLIN	OUT	G1	62223		
		CLIN	OUT	G1	DELTA		
		CLIN	OUT	G1x	62223		
C15	63685	ADMIN	OUT	G2	62223		
		ADMIN	OUT	G2x	62223		
		CLIN	OUT	G0	62223		
		CLIN	OUT	G1	62223		
		CLIN	OUT	G1	DELTA		
		CLIN	OUT	G1x	62223		
C15	63688	ADMIN	OUT	G2	62223		
		ADMIN	OUT	G2x	62223		
		CLIN	OUT	G0	62223		
		CLIN	OUT	G1	62223		
		CLIN	OUT	G1	DELTA		
		CLIN	OUT	G1x	62223		

CPEP 15: Neurosurgery
Data Entry Log

CPEP	PROCCODE	CLINADM	SITE	TIMECAT	SERVREF
C15	63690	ADMIN	IN	G2	62223
		ADMIN	OUT	G2	62223
		ADMIN	OUT	G2x	62223
		CLIN	IN	G1	DELTA
		CLIN	OUT	G0	62223
		CLIN	OUT	G1	62223
		CLIN	OUT	G1	DELTA
		CLIN	OUT	G1x	62223
C15	63691	ADMIN	IN	G2	62223
		ADMIN	OUT	G2	62223
		ADMIN	OUT	G2x	62223
		CLIN	IN	G1	DELTA
		CLIN	OUT	G0	62223
		CLIN	OUT	G1	62223
		CLIN	OUT	G1	DELTA
		CLIN	OUT	G1x	62223
C15	63700	ADMIN	OUT	G2	63276
		ADMIN	OUT	G2x	63276
		CLIN	OUT	G0	63276
		CLIN	OUT	G1	63276
		CLIN	OUT	G1	DELTA
		CLIN	OUT	G1x	63276
C15	63702	ADMIN	OUT	G2	63276
		ADMIN	OUT	G2x	63276
		CLIN	OUT	G0	63276
		CLIN	OUT	G1	63276
		CLIN	OUT	G1	DELTA
		CLIN	OUT	G1x	63276
C15	63704	ADMIN	OUT	G2	63276
		ADMIN	OUT	G2x	63276
		CLIN	OUT	G0	63276
		CLIN	OUT	G1	63276
		CLIN	OUT	G1	DELTA
		CLIN	OUT	G1x	63276
C15	63706	ADMIN	OUT	G2	63276
		ADMIN	OUT	G2x	63276
		CLIN	OUT	G0	63276
		CLIN	OUT	G1	63276
		CLIN	OUT	G1	DELTA
		CLIN	OUT	G1x	63276
C15	63707	ADMIN	OUT	G2	63276
		ADMIN	OUT	G2x	63276
		CLIN	OUT	G0	63276
		CLIN	OUT	G1	63276
		CLIN	OUT	G1	DELTA
		CLIN	OUT	G1x	63276
C15	63709	ADMIN	OUT	G2	63276
		ADMIN	OUT	G2x	63276
		CLIN	OUT	G0	63276
		CLIN	OUT	G1	63276
		CLIN	OUT	G1	DELTA
		CLIN	OUT	G1x	63276
C15	63710	ADMIN	OUT	G2	63276
		ADMIN	OUT	G2x	63276
		CLIN	OUT	G0	63276
		CLIN	OUT	G1	63276
		CLIN	OUT	G1	DELTA
		CLIN	OUT	G1x	63276

CPEP 15: Neurosurgery
Data Entry Log

CPEP	PROCCODE	CLINADM	SITE	TIMECAT	SERVREF
C15	63740	ADMIN	OUT	G2	62223
		ADMIN	OUT	G2x	62223
		CLIN	OUT	G0	62223
		CLIN	OUT	G1	62223
		CLIN	OUT	G1	DELTA
C15	63741	ADMIN	OUT	G2	62223
		ADMIN	OUT	G2x	62223
		CLIN	OUT	G0	62223
		CLIN	OUT	G1	62223
		CLIN	OUT	G1	DELTA
C15	63744	ADMIN	OUT	G2	62223
		ADMIN	OUT	G2x	62223
		CLIN	OUT	G0	62223
		CLIN	OUT	G1	62223
		CLIN	OUT	G1	DELTA
C15	63746	ADMIN	OUT	G2	62223
		ADMIN	OUT	G2x	62223
		CLIN	OUT	G0	62223
		CLIN	OUT	G1	62223
		CLIN	OUT	G1	DELTA
C15	63750	ADMIN	OUT	G2	62223
		ADMIN	OUT	G2x	62223
		CLIN	OUT	G0	62223
		CLIN	OUT	G1	62223
		CLIN	OUT	G1	DELTA
C15	63780	ADMIN	OUT	G2	62223
		ADMIN	OUT	G2x	62223
		CLIN	OUT	G0	62223
		CLIN	OUT	G1	62223
		CLIN	OUT	G1	DELTA
C15	64550	ADMIN	IN	G2	64610
		ADMIN	IN	G2	DELTA
		CLIN	IN	G1	DELTA
C15	64553	ADMIN	IN	G2	62223
		ADMIN	IN	G2x	62223
		CLIN	IN	G1	DELTA
		CLIN	IN	G1x	62223
		CLIN	IN	G1x	DELTA
C15	64555	ADMIN	IN	G2	62223
		ADMIN	IN	G2x	62223
		CLIN	IN	G1	DELTA
		CLIN	IN	G1x	62223
		CLIN	IN	G1x	DELTA
C15	64560	ADMIN	IN	G2	62223
		ADMIN	IN	G2x	62223
		CLIN	IN	G1	DELTA
		CLIN	IN	G1x	62223
		CLIN	IN	G1x	DELTA
C15	64565	ADMIN	IN	G2	62223
		ADMIN	IN	G2x	62223
		CLIN	IN	G1	DELTA
		CLIN	IN	G1x	62223
		CLIN	IN	G1x	DELTA

CPEP 15: Neurosurgery
Data Entry Log

CPEP	PROCCODE	CLINADM	SITE	TIMECAT	SERVREF
C15	64573	ADMIN	OUT	G2	62223
		ADMIN	OUT	G2x	62223
		CLIN	OUT	G0	62223
		CLIN	OUT	G1	62223
		CLIN	OUT	G1	DELTA
		CLIN	OUT	G1x	62223
C15	64575	ADMIN	OUT	G2	62223
		ADMIN	OUT	G2x	62223
		CLIN	OUT	G0	62223
		CLIN	OUT	G1	62223
		CLIN	OUT	G1	DELTA
		CLIN	OUT	G1x	62223
C15	64577	ADMIN	OUT	G2	62223
		ADMIN	OUT	G2x	62223
		CLIN	OUT	G0	62223
		CLIN	OUT	G1	62223
		CLIN	OUT	G1	DELTA
		CLIN	OUT	G1x	62223
C15	64580	ADMIN	OUT	G2	62223
		ADMIN	OUT	G2x	62223
		CLIN	OUT	G0	62223
		CLIN	OUT	G1	62223
		CLIN	OUT	G1	DELTA
		CLIN	OUT	G1x	62223
C15	64585	ADMIN	IN	G2	62223
		ADMIN	IN	G2x	62223
		ADMIN	OUT	G2	62223
		ADMIN	OUT	G2x	62223
		CLIN	IN	G1	DELTA
		CLIN	IN	G1x	62223
		CLIN	IN	G1x	DELTA
		CLIN	OUT	G0	62223
		CLIN	OUT	G1	62223
		CLIN	OUT	G1	DELTA
		CLIN	OUT	G1x	62223
		C15	64590	ADMIN	OUT
ADMIN	OUT			G2x	62223
CLIN	OUT			G0	62223
CLIN	OUT			G1	62223
CLIN	OUT			G1	DELTA
CLIN	OUT			G1x	62223
C15	64595	ADMIN	OUT	G2	62223
		ADMIN	OUT	G2x	62223
		CLIN	OUT	G0	62223
		CLIN	OUT	G1	62223
		CLIN	OUT	G1	DELTA
		CLIN	OUT	G1x	62223
C15	64600	ADMIN	IN	G2	64610
		ADMIN	IN	G2	DELTA
		ADMIN	IN	G2x	64610
		ADMIN	OUT	G2	64610
		ADMIN	OUT	G2x	64610
		CLIN	IN	G1	DELTA
		CLIN	IN	G1x	64610
		CLIN	OUT	G0	64610
		CLIN	OUT	G1	64610
		CLIN	OUT	G1	DELTA
CLIN	OUT	G1x	64610		

CPEP 15: Neurosurgery
Data Entry Log

CPEP	PROCCODE	CLINADM	SITE	TIMECAT	SERVREF
C15	64605	ADMIN	IN	G2	64610
		ADMIN	IN	G2	DELTA
		ADMIN	IN	G2x	64610
		ADMIN	OUT	G2	64610
		ADMIN	OUT	G2x	64610
		CLIN	IN	G1	DELTA
		CLIN	IN	G1x	64610
		CLIN	OUT	G0	64610
		CLIN	OUT	G1	64610
		CLIN	OUT	G1	DELTA
		CLIN	OUT	G1x	64610
		C15	64612	ADMIN	IN
ADMIN	IN			G2	DELTA
ADMIN	OUT			G2	64610
ADMIN	OUT			G2x	64610
CLIN	IN			G1	DELTA
CLIN	OUT			G0	64610
CLIN	OUT			G1	64610
CLIN	OUT			G1	DELTA
C15	64613	ADMIN	IN	G2	64610
		ADMIN	IN	G2	DELTA
		ADMIN	OUT	G2	64610
		ADMIN	OUT	G2x	64610
		CLIN	IN	G1	DELTA
		CLIN	OUT	G0	64610
		CLIN	OUT	G1	64610
		CLIN	OUT	G1	DELTA
C15	64702	ADMIN	OUT	G2	64721
		ADMIN	OUT	G2x	64721
		CLIN	OUT	G0	64721
		CLIN	OUT	G1	64721
		CLIN	OUT	G1	DELTA
		CLIN	OUT	G1x	64721
C15	64704	ADMIN	OUT	G2	64721
		ADMIN	OUT	G2x	64721
		CLIN	OUT	G0	64721
		CLIN	OUT	G1	64721
		CLIN	OUT	G1	DELTA
		CLIN	OUT	G1x	64721
C15	64708	ADMIN	OUT	G2	64721
		ADMIN	OUT	G2x	64721
		CLIN	OUT	G0	64721
		CLIN	OUT	G1	64721
		CLIN	OUT	G1	DELTA
C15	64712	ADMIN	OUT	G2	64721
		ADMIN	OUT	G2x	64721
		CLIN	OUT	G0	64721
		CLIN	OUT	G1	64721
		CLIN	OUT	G1	DELTA
C15	64713	ADMIN	OUT	G2	64721
		ADMIN	OUT	G2x	64721
		CLIN	OUT	G0	64721
		CLIN	OUT	G1	64721
		CLIN	OUT	G1	DELTA
CLIN	OUT	G1x	64721		

CPEP 15: Neurosurgery
Data Entry Log

CPEP	PROCCODE	CLINADM	SITE	TIMECAT	SERVREF
C15	64714	ADMIN	OUT	G2	64721
		ADMIN	OUT	G2x	64721
		CLIN	OUT	G0	64721
		CLIN	OUT	G1	64721
		CLIN	OUT	G1	DELTA
		CLIN	OUT	G1x	64721
C15	64716	ADMIN	OUT	G2	64721
		ADMIN	OUT	G2x	64721
		CLIN	OUT	G0	64721
		CLIN	OUT	G1	64721
		CLIN	OUT	G1	DELTA
		CLIN	OUT	G1x	64721
C15	64718	ADMIN	OUT	G2	64721
		ADMIN	OUT	G2x	64721
		CLIN	OUT	G0	64721
		CLIN	OUT	G1	64721
		CLIN	OUT	G1	DELTA
		CLIN	OUT	G1x	64721
C15	64719	ADMIN	OUT	G2	64721
		ADMIN	OUT	G2x	64721
		CLIN	OUT	G0	64721
		CLIN	OUT	G1	64721
		CLIN	OUT	G1	DELTA
		CLIN	OUT	G1x	64721
C15	64722	ADMIN	OUT	G2	64721
		ADMIN	OUT	G2x	64721
		CLIN	OUT	G0	64721
		CLIN	OUT	G1	64721
		CLIN	OUT	G1	DELTA
		CLIN	OUT	G1x	64721
C15	64726	ADMIN	OUT	G2	64721
		ADMIN	OUT	G2x	64721
		CLIN	OUT	G0	64721
		CLIN	OUT	G1	64721
		CLIN	OUT	G1	DELTA
		CLIN	OUT	G1x	64721
C15	64727	CLIN	OUT	G0	64721
		CLIN	OUT	G1	64721
		CLIN	OUT	G1	DELTA
		CLIN	OUT	G1x	64721
C15	64732	ADMIN	OUT	G2	64721
		ADMIN	OUT	G2x	64721
		CLIN	OUT	G0	64721
		CLIN	OUT	G1	64721
		CLIN	OUT	G1x	64721
C15	64734	ADMIN	OUT	G2	64721
		ADMIN	OUT	G2x	64721
		CLIN	OUT	G0	64721
		CLIN	OUT	G1	64721
		CLIN	OUT	G1	DELTA
		CLIN	OUT	G1x	64721
C15	64736	ADMIN	OUT	G2	64721
		ADMIN	OUT	G2x	64721
		CLIN	OUT	G0	64721
		CLIN	OUT	G1	64721
		CLIN	OUT	G1	DELTA
		CLIN	OUT	G1x	64721

CPEP 15: Neurosurgery
Data Entry Log

CPEP	PROCCODE	CLINADM	SITE	TIMECAT	SERVREF
C15	64738	ADMIN	OUT	G2	64721
		ADMIN	OUT	G2x	64721
		CLIN	OUT	G0	64721
		CLIN	OUT	G1	64721
		CLIN	OUT	G1	DELTA
C15	64740	ADMIN	OUT	G2	64721
		ADMIN	OUT	G2x	64721
		CLIN	OUT	G0	64721
		CLIN	OUT	G1	64721
		CLIN	OUT	G1	DELTA
C15	64742	ADMIN	OUT	G2	64721
		ADMIN	OUT	G2x	64721
		CLIN	OUT	G0	64721
		CLIN	OUT	G1	64721
		CLIN	OUT	G1	DELTA
C15	64744	ADMIN	OUT	G2	64721
		ADMIN	OUT	G2x	64721
		CLIN	OUT	G0	64721
		CLIN	OUT	G1	64721
		CLIN	OUT	G1	DELTA
C15	64746	ADMIN	OUT	G2	64721
		ADMIN	OUT	G2x	64721
		CLIN	OUT	G0	64721
		CLIN	OUT	G1	64721
		CLIN	OUT	G1	DELTA
C15	64752	ADMIN	OUT	G2	64861
		ADMIN	OUT	G2x	64861
		CLIN	OUT	G0	64861
		CLIN	OUT	G1	64861
		CLIN	OUT	G1	DELTA
C15	64755	ADMIN	OUT	G2	64861
		ADMIN	OUT	G2x	64861
		CLIN	OUT	G0	64861
		CLIN	OUT	G1	64861
		CLIN	OUT	G1	DELTA
C15	64760	ADMIN	OUT	G2	64861
		ADMIN	OUT	G2x	64861
		CLIN	OUT	G0	64861
		CLIN	OUT	G1	64861
		CLIN	OUT	G1	DELTA
C15	64761	ADMIN	OUT	G2	64721
		ADMIN	OUT	G2x	64721
		CLIN	OUT	G0	64721
		CLIN	OUT	G1	64721
		CLIN	OUT	G1	DELTA
C15	64763	ADMIN	OUT	G2	64861
		ADMIN	OUT	G2x	64861
		CLIN	OUT	G0	64861
		CLIN	OUT	G1	64861
		CLIN	OUT	G1	DELTA

CPEP 15: Neurosurgery
Data Entry Log

CPEP	PROCCODE	CLINADM	SITE	TIMECAT	SERVREF
C15	64766	ADMIN	OUT	G2	64861
		ADMIN	OUT	G2x	64861
		CLIN	OUT	G0	64861
		CLIN	OUT	G1	64861
		CLIN	OUT	G1	DELTA
		CLIN	OUT	G1x	64861
C15	64771	ADMIN	OUT	G2	64721
		ADMIN	OUT	G2x	64721
		CLIN	OUT	G0	64721
		CLIN	OUT	G1	64721
		CLIN	OUT	G1	DELTA
		CLIN	OUT	G1x	64721
C15	64772	ADMIN	OUT	G2	64721
		ADMIN	OUT	G2x	64721
		CLIN	OUT	G0	64721
		CLIN	OUT	G1	64721
		CLIN	OUT	G1	DELTA
		CLIN	OUT	G1x	64721
C15	64774	ADMIN	OUT	G2	64721
		ADMIN	OUT	G2x	64721
		CLIN	OUT	G0	64721
		CLIN	OUT	G1	64721
		CLIN	OUT	G1	DELTA
		CLIN	OUT	G1x	64721
C15	64776	ADMIN	OUT	G2	64721
		ADMIN	OUT	G2x	64721
		CLIN	OUT	G0	64721
		CLIN	OUT	G1	64721
		CLIN	OUT	G1	DELTA
		CLIN	OUT	G1x	64721
C15	64778	CLIN	OUT	G0	64721
		CLIN	OUT	G1	64721
		CLIN	OUT	G1	DELTA
		CLIN	OUT	G1x	64721
C15	64782	ADMIN	OUT	G2	64721
		ADMIN	OUT	G2x	64721
		CLIN	OUT	G0	64721
		CLIN	OUT	G1	64721
		CLIN	OUT	G1	DELTA
		CLIN	OUT	G1x	64721
C15	64783	CLIN	OUT	G0	64721
		CLIN	OUT	G1	64721
		CLIN	OUT	G1	DELTA
		CLIN	OUT	G1x	64721
C15	64784	ADMIN	OUT	G2	64721
		ADMIN	OUT	G2x	64721
		CLIN	OUT	G0	64721
		CLIN	OUT	G1	64721
		CLIN	OUT	G1	DELTA
		CLIN	OUT	G1x	64721
C15	64786	ADMIN	OUT	G2	64721
		ADMIN	OUT	G2x	64721
		CLIN	OUT	G0	64721
		CLIN	OUT	G1	64721
		CLIN	OUT	G1	DELTA
		CLIN	OUT	G1x	64721
C15	64787	CLIN	OUT	G0	64721
		CLIN	OUT	G1	64721
		CLIN	OUT	G1	DELTA
		CLIN	OUT	G1x	64721

CPEP 15: Neurosurgery
Data Entry Log

CPEP	PROCCODE	CLINADM	SITE	TIMECAT	SERVREF
C15	64788	ADMIN	OUT	G2	64721
		ADMIN	OUT	G2x	64721
		CLIN	OUT	G0	64721
		CLIN	OUT	G1	64721
		CLIN	OUT	G1	DELTA
		CLIN	OUT	G1x	64721
C15	64790	ADMIN	OUT	G2	64721
		ADMIN	OUT	G2x	64721
		CLIN	OUT	G0	64721
		CLIN	OUT	G1	64721
		CLIN	OUT	G1	DELTA
		CLIN	OUT	G1x	64721
C15	64792	ADMIN	OUT	G2	64721
		ADMIN	OUT	G2x	64721
		CLIN	OUT	G0	64721
		CLIN	OUT	G1	64721
		CLIN	OUT	G1	DELTA
		CLIN	OUT	G1x	64721
C15	64795	ADMIN	OUT	G2	64721
		ADMIN	OUT	G2x	64721
		CLIN	OUT	G0	64721
		CLIN	OUT	G1	64721
		CLIN	OUT	G1	DELTA
		CLIN	OUT	G1x	64721
C15	64802	ADMIN	OUT	G2	64861
		ADMIN	OUT	G2x	64861
		CLIN	OUT	G0	64861
		CLIN	OUT	G1	64861
		CLIN	OUT	G1	DELTA
		CLIN	OUT	G1x	64861
C15	64804	ADMIN	OUT	G2	64861
		ADMIN	OUT	G2x	64861
		CLIN	OUT	G0	64861
		CLIN	OUT	G1	64861
		CLIN	OUT	G1	DELTA
		CLIN	OUT	G1x	64861
C15	64809	ADMIN	OUT	G2	64861
		ADMIN	OUT	G2x	64861
		CLIN	OUT	G0	64861
		CLIN	OUT	G1	64861
		CLIN	OUT	G1	DELTA
		CLIN	OUT	G1x	64861
C15	64818	ADMIN	OUT	G2	64861
		ADMIN	OUT	G2x	64861
		CLIN	OUT	G0	64861
		CLIN	OUT	G1	64861
		CLIN	OUT	G1	DELTA
		CLIN	OUT	G1x	64861
C15	64820	ADMIN	OUT	G2	64861
		ADMIN	OUT	G2x	64861
		CLIN	OUT	G0	64861
		CLIN	OUT	G1	64861
		CLIN	OUT	G1	DELTA
		CLIN	OUT	G1x	64861
C15	64830	CLIN	OUT	G0	64721
		CLIN	OUT	G1	64721
		CLIN	OUT	G1	DELTA
		CLIN	OUT	G1x	64721

CPEP 15: Neurosurgery
Data Entry Log

CPEP	PROCCODE	CLINADM	SITE	TIMECAT	SERVREF
C15	64831	ADMIN	OUT	G2	64721
		ADMIN	OUT	G2x	64721
		CLIN	OUT	G0	64721
		CLIN	OUT	G1	64721
		CLIN	OUT	G1	DELTA
CLIN	OUT	G1x	64721		
C15	64832	CLIN	OUT	G0	64721
		CLIN	OUT	G1	64721
		CLIN	OUT	G1	DELTA
		CLIN	OUT	G1x	64721
C15	64834	ADMIN	OUT	G2	64721
		ADMIN	OUT	G2x	64721
		CLIN	OUT	G0	64721
		CLIN	OUT	G1	64721
		CLIN	OUT	G1	DELTA
CLIN	OUT	G1x	64721		
C15	64835	ADMIN	OUT	G2	64721
		ADMIN	OUT	G2x	64721
		CLIN	OUT	G0	64721
		CLIN	OUT	G1	64721
		CLIN	OUT	G1	DELTA
CLIN	OUT	G1x	64721		
C15	64836	ADMIN	OUT	G2	64721
		ADMIN	OUT	G2x	64721
		CLIN	OUT	G0	64721
		CLIN	OUT	G1	64721
		CLIN	OUT	G1	DELTA
CLIN	OUT	G1x	64721		
C15	64837	CLIN	OUT	G0	64721
		CLIN	OUT	G1	64721
		CLIN	OUT	G1	DELTA
		CLIN	OUT	G1x	64721
C15	64840	ADMIN	OUT	G2	64721
		ADMIN	OUT	G2x	64721
		CLIN	OUT	G0	64721
		CLIN	OUT	G1	64721
		CLIN	OUT	G1	DELTA
CLIN	OUT	G1x	64721		
C15	64856	ADMIN	OUT	G2	64721
		ADMIN	OUT	G2x	64721
		CLIN	OUT	G0	64721
		CLIN	OUT	G1	64721
		CLIN	OUT	G1	DELTA
CLIN	OUT	G1x	64721		
C15	64857	ADMIN	OUT	G2	64721
		ADMIN	OUT	G2x	64721
		CLIN	OUT	G0	64721
		CLIN	OUT	G1	64721
		CLIN	OUT	G1	DELTA
CLIN	OUT	G1x	64721		
C15	64858	ADMIN	OUT	G2	64721
		ADMIN	OUT	G2x	64721
		CLIN	OUT	G0	64721
		CLIN	OUT	G1	64721
		CLIN	OUT	G1	DELTA
CLIN	OUT	G1x	64721		
C15	64859	CLIN	OUT	G0	64721
		CLIN	OUT	G1	64721
		CLIN	OUT	G1	DELTA
		CLIN	OUT	G1x	64721

CPEP 15: Neurosurgery
Data Entry Log

CPEP	PROCCODE	CLINADM	SITE	TIMECAT	SERVREF
C15	64862	ADMIN	OUT	G2	64861
		ADMIN	OUT	G2x	64861
		CLIN	OUT	G0	64861
		CLIN	OUT	G1	64861
		CLIN	OUT	G1x	64861
C15	64864	ADMIN	OUT	G2	64721
		ADMIN	OUT	G2x	64721
		CLIN	OUT	G0	64721
		CLIN	OUT	G1	64721
		CLIN	OUT	G1	DELTA
CLIN	OUT	G1x	64721		
C15	64865	ADMIN	OUT	G2	64721
		ADMIN	OUT	G2x	64721
		CLIN	OUT	G0	64721
		CLIN	OUT	G1	64721
		CLIN	OUT	G1	DELTA
CLIN	OUT	G1x	64721		
C15	64866	ADMIN	OUT	G2	64721
		ADMIN	OUT	G2x	64721
		CLIN	OUT	G0	64721
		CLIN	OUT	G1	64721
		CLIN	OUT	G1	DELTA
CLIN	OUT	G1x	64721		
C15	64868	ADMIN	OUT	G2	64721
		ADMIN	OUT	G2x	64721
		CLIN	OUT	G0	64721
		CLIN	OUT	G1	64721
		CLIN	OUT	G1	DELTA
CLIN	OUT	G1x	64721		
C15	64870	ADMIN	OUT	G2	64721
		ADMIN	OUT	G2x	64721
		CLIN	OUT	G0	64721
		CLIN	OUT	G1	64721
		CLIN	OUT	G1	DELTA
CLIN	OUT	G1x	64721		
C15	64872	CLIN	OUT	G0	64721
		CLIN	OUT	G1	64721
		CLIN	OUT	G1x	64721
C15	64874	CLIN	OUT	G0	64721
		CLIN	OUT	G1	64721
		CLIN	OUT	G1	DELTA
		CLIN	OUT	G1x	64721
C15	64876	CLIN	OUT	G0	64721
		CLIN	OUT	G1	64721
		CLIN	OUT	G1	DELTA
		CLIN	OUT	G1x	64721
C15	64885	ADMIN	OUT	G2	64721
		ADMIN	OUT	G2x	64721
		CLIN	OUT	G0	64721
		CLIN	OUT	G1	64721
		CLIN	OUT	G1	DELTA
CLIN	OUT	G1x	64721		
C15	64886	ADMIN	OUT	G2	64721
		ADMIN	OUT	G2x	64721
		CLIN	OUT	G0	64721
		CLIN	OUT	G1	64721
		CLIN	OUT	G1	DELTA
CLIN	OUT	G1x	64721		

CPEP 15: Neurosurgery
Data Entry Log

CPEP	PROCCODE	CLINADM	SITE	TIMECAT	SERVREF
C15	64890	ADMIN	OUT	G2	64721
		ADMIN	OUT	G2x	64721
		CLIN	OUT	G0	64721
		CLIN	OUT	G1	64721
		CLIN	OUT	G1	DELTA
C15	64891	ADMIN	OUT	G2	64721
		ADMIN	OUT	G2x	64721
		CLIN	OUT	G0	64721
		CLIN	OUT	G1	64721
		CLIN	OUT	G1	DELTA
C15	64892	ADMIN	OUT	G2	64721
		ADMIN	OUT	G2x	64721
		CLIN	OUT	G0	64721
		CLIN	OUT	G1	64721
		CLIN	OUT	G1	DELTA
C15	64893	ADMIN	OUT	G2	64721
		ADMIN	OUT	G2x	64721
		CLIN	OUT	G0	64721
		CLIN	OUT	G1	64721
		CLIN	OUT	G1	DELTA
C15	64895	ADMIN	OUT	G2	64721
		ADMIN	OUT	G2x	64721
		CLIN	OUT	G0	64721
		CLIN	OUT	G1	64721
		CLIN	OUT	G1	DELTA
C15	64896	ADMIN	OUT	G2	64721
		ADMIN	OUT	G2x	64721
		CLIN	OUT	G0	64721
		CLIN	OUT	G1	64721
		CLIN	OUT	G1	DELTA
C15	64897	ADMIN	OUT	G2	64721
		ADMIN	OUT	G2x	64721
		CLIN	OUT	G0	64721
		CLIN	OUT	G1	64721
		CLIN	OUT	G1	DELTA
C15	64898	ADMIN	OUT	G2	64721
		ADMIN	OUT	G2x	64721
		CLIN	OUT	G0	64721
		CLIN	OUT	G1	64721
		CLIN	OUT	G1	DELTA
C15	64901	CLIN	OUT	G0	64721
		CLIN	OUT	G1	64721
		CLIN	OUT	G1	DELTA
		CLIN	OUT	G1x	64721
C15	64902	CLIN	OUT	G0	64721
		CLIN	OUT	G1	64721
		CLIN	OUT	G1	DELTA
		CLIN	OUT	G1x	64721

CPEP 15: Neurosurgery
Data Entry Log


CPEP	PROCCODE	CLINADM	SITE	TIMECAT	SERVREF
C15	64905	ADMIN	OUT	G2	64721
		ADMIN	OUT	G2x	64721
		CLIN	OUT	G0	64721
		CLIN	OUT	G1	64721
		CLIN	OUT	G1	DELTA
		CLIN	OUT	G1x	64721
C15	64907	ADMIN	OUT	G2	64721
		ADMIN	OUT	G2x	64721
		CLIN	OUT	G0	64721
		CLIN	OUT	G1	64721
		CLIN	OUT	G1	DELTA
		CLIN	OUT	G1x	64721
C15	69950	ADMIN	OUT	G2	61700
		ADMIN	OUT	G2	63276
		ADMIN	OUT	G2x	61700
		CLIN	OUT	G0	63030
		CLIN	OUT	G1	61700
		CLIN	OUT	G1	DELTA
C15	69970	ADMIN	OUT	G2	61700
		ADMIN	OUT	G2	63276
		ADMIN	OUT	G2x	61700
		CLIN	OUT	G0	63030
		CLIN	OUT	G1	61700
		CLIN	OUT	G1	DELTA
C15	99211	ADMIN	IN	G2	99213
		ADMIN	OUT	G2	99213
		CLIN	IN	G1	99213
		CLIN	IN	G1	DELTA
		CLIN	OUT	G1	99213
		CLIN	OUT	G1	DELTA
C15	99212	ADMIN	IN	G2	99213
		ADMIN	OUT	G2	99213
		CLIN	IN	G1	99213
		CLIN	IN	G1	DELTA
		CLIN	OUT	G1	99213
		CLIN	OUT	G1	DELTA
C15	99214	ADMIN	IN	G2	99213
		ADMIN	OUT	G2	99213
		CLIN	IN	G1	99213
		CLIN	OUT	G1	99213
C15	99215	ADMIN	IN	G2	99213
		ADMIN	OUT	G2	99213
		CLIN	IN	G1	99213
		CLIN	OUT	G1	99213
C15	99241	ADMIN	IN	G2	99243
		ADMIN	IN	G2	DELTA
		ADMIN	OUT	G2	99243
		ADMIN	OUT	G2	DELTA
		CLIN	IN	G1	99243
		CLIN	OUT	G1	99243
C15	99242	ADMIN	IN	G2	99243
		ADMIN	IN	G2	DELTA
		ADMIN	OUT	G2	99243
		ADMIN	OUT	G2	DELTA
		CLIN	IN	G1	99243
		CLIN	OUT	G1	99243

CPEP 15: Neurosurgery
Data Entry Log

CPEP	PROCCODE	CLINADM	SITE	TIMECAT	SERVREF		
C15	99244	ADMIN	IN	G2	99243		
		ADMIN	IN	G2	DELTA		
		ADMIN	OUT	G2	99243		
		ADMIN	OUT	G2	DELTA		
		CLIN	IN	G1	99243		
		CLIN	IN	G1	DELTA		
		CLIN	OUT	G1	99243		
C15	99245	ADMIN	IN	G2	99243		
		ADMIN	IN	G2	DELTA		
		ADMIN	OUT	G2	99243		
		ADMIN	OUT	G2	DELTA		
		CLIN	IN	G1	99243		
		CLIN	IN	G1	DELTA		
C15	99251	ADMIN	OUT	G2	99253		
		ADMIN	OUT	G2	DELTA		
		CLIN	OUT	G1	99253		
		CLIN	OUT	G1	DELTA		
		C15	99252	ADMIN	OUT	G2	99253
				ADMIN	OUT	G2	DELTA
CLIN	OUT			G1	99253		
CLIN	OUT			G1	DELTA		
C15	99254	ADMIN	OUT	G2	99253		
		ADMIN	OUT	G2	DELTA		
		CLIN	OUT	G1	99253		
C15	99255	ADMIN	OUT	G2	99253		
		ADMIN	OUT	G2	DELTA		
		CLIN	OUT	G1	99253		
C15	99261	ADMIN	OUT	G2	99253		
		ADMIN	OUT	G2	DELTA		
		CLIN	OUT	G1	99253		
		CLIN	OUT	G1	DELTA		
C15	99262	ADMIN	OUT	G2	99253		
		ADMIN	OUT	G2	DELTA		
		CLIN	OUT	G1	99253		
		CLIN	OUT	G1	DELTA		
C15	99263	ADMIN	OUT	G2	99253		
		ADMIN	OUT	G2	DELTA		
		CLIN	OUT	G1	99253		
		CLIN	OUT	G1	DELTA		
C15	99271	ADMIN	IN	G2	DELTA		
		ADMIN	IN	G2x	99253		
		ADMIN	OUT	G2	99253		
		ADMIN	OUT	G2	DELTA		
		CLIN	IN	G1	DELTA		
		CLIN	OUT	G1	99253		
		CLIN	OUT	G1	DELTA		
C15	99272	ADMIN	IN	G2	DELTA		
		ADMIN	IN	G2x	99253		
		ADMIN	OUT	G2	99253		
		ADMIN	OUT	G2	DELTA		
		CLIN	IN	G1	DELTA		
		CLIN	OUT	G1	99253		
CLIN	OUT	G1	DELTA				


CPEP 15: Neurosurgery
Data Entry Log

CPEP	PROCCODE	CLINADM	SITE	TIMECAT	SERVREF
C15	99273	ADMIN	IN	G2	DELTA
		ADMIN	IN	G2x	99253
		ADMIN	OUT	G2	99253
		ADMIN	OUT	G2	DELTA
		CLIN	IN	G1	DELTA
		CLIN	OUT	G1	99253
		CLIN	OUT	G1	DELTA
C15	99274	ADMIN	IN	G2	DELTA
		ADMIN	IN	G2x	99253
		ADMIN	OUT	G2	99253
		ADMIN	OUT	G2	DELTA
		CLIN	IN	G1	DELTA
		CLIN	OUT	G1	99253
		CLIN	OUT	G1	DELTA
C15	99275	ADMIN	IN	G2	DELTA
		ADMIN	IN	G2x	99253
		ADMIN	OUT	G2	99253
		ADMIN	OUT	G2	DELTA
		CLIN	IN	G1	DELTA
		CLIN	OUT	G1	99253
		CLIN	OUT	G1	DELTA
C15	99354	ADMIN	IN	G2	99213
		ADMIN	OUT	G2	99213
		CLIN	IN	G1	99213
		CLIN	OUT	G1	99213
C15	99355	ADMIN	IN	G2	99213
		ADMIN	OUT	G2	99213
		CLIN	IN	G1	99213
		CLIN	OUT	G1	99213
C15	99375	ADMIN	IN	G2	DELTA
		ADMIN	IN	G2x	99253
		ADMIN	OUT	G2	99253
		ADMIN	OUT	G2	DELTA
		CLIN	IN	G1	DELTA
		CLIN	OUT	G1	99253
		CLIN	OUT	G1	DELTA





CMS LIBRARY



3 8095 00012748 6