

HAYDEN, GERE & CO'S
ILLUSTRATED CATALOGUE
OF
PLUMBERS' BRASS WORK,
COPPER, IRON & EARTHENWARE.
NEW YORK.


LIBRARY OF CONGRESS.

Chap. TH 6255

Shelf

Copyright No. .H 4
1866

UNITED STATES OF AMERICA.



ILLUSTRATED CATALOGUE

OF

PLUMBERS' BRASS WORK,

COPPER, IRON, AND EARTHEN WARE,

AND

PLUMBING MATERIALS,

MANUFACTURED AND FOR SALE BY

HAYDEN, GERE & CO.,

NEW-YORK AND HAYDENVILLE, MASS.

Manufactories, { HAYDENVILLE, MASS.
 { No. 84 BEEKMAN ST., NEW-YORK.
Warehouse, . No. 84 BEEKMAN ST., NEW-YORK.

APRIL, 1866.

New-York :

JOHN A. GRAY & GREEN, PRINTERS, 16 AND 18 JACOB STREET.

TH6255

.H4
1866

~~TU 799
.H4
1866
TH6255~~

Entered, according to Act of Congress, in the year 1866, by

HAYDEN, GERE & CO.,

in the Clerk's Office of the District Court of the United States for the Southern District
of New-York.

CA 9-5202
UNREV'd.

INDEX.

PLUMBERS' BRASS WORK.

	PAGE	PAGE
Ale Cock,	57	Bibb, Bath, Flange and Thimble, 12
Ball Cock,	55	“ Hose, “ “ “ 13
“ “ Compression,	55	“ Plain, “ “ “ 11
Ball Lever for Closet,	133	“ Wash-Tray, “ “ 11
Basin Clamp,	137	“ Bath, Flange, Nut and Bent Coupling, . 12
Basin Cocks,	85, 98	“ Compression, 15
“ “ Compression, T Handle,	99	“ “ Hose, 16
“ “ “ 4 Arm,	101	“ “ Strater's 14
“ “ “ Wheel Handle, 100, 102		“ Stebbins' Hose, 20
“ “ “ for back of Slab,	103	“ “ Plain, 17
“ “ Bracket,	103	“ “ “ Rose Handle, 18
“ “ “ Octagon,	103	“ “ “ Screw Shank, 19
Basin Joint,	149	“ “ Wash-Tray, 21
Basin Pull,	124	“ “ “ “ Rose Handle, . . . 21
“ “ New Pattern,	125	“ “ Hose, Screwed for Iron Pipe, 23
“ “ Octagon,	124	“ “ Plain, “ “ “ “ 22
Bath Slide,	134	“ “ Hose, Flange and Thimble, . . 25
Bath Waste and Washer,	138	“ “ Plain, “ “ “ . . . 24
“ “ “ “ with standing Pipe, . 138		“ “ Wash-Tray, “ “ . . . 26
“ “ “ “ for Iron Bath Tub, . 138		Boiler Cock, 75
Bell Trap, Iron,	132	Boston Waste Cocks, 83
“ “ Lead,	132	Bottling Cock, 72
Beer Cock—Rivet Bottom,	64	“ “ English Pattern, to Drive, . . . 73
“ “ Square Barrel,	65	“ “ Screw Nozzle, to Drive, . . . 73
“ “ Heavy,	66	“ “ “ “ “ Screw, 74
“ “ Coupling on Top,	67	Chain, 141
“ “ Lager,	57-61, 63	Chain Stays, 137
Bibb, Bath,	9	Cistern Cock, 33
“ Hose,	9	“ “ Self Closing, 33
“ Plain,	7	“ “ with Coupling, 34
“ Wash-Tray,	8	Closet Crank, 133
“ Plain, Long Shank,	7	Connecting Cock, English Pattern, . . . 74
“ “ Screw “	8	Cooler Cock, Self Closing, 35
“ Hose, Screwed for Iron Pipe,	10	Counter Cock, 110
“ Plain, “ “ “ “	10	Coupling, Boiler, Bent, 117
		“ “ Straight, 117

	PAGE		PAGE
Coupling Hose, for Rubber Hose.....	115	Lock Cock, New Pattern, to Screw,.....	71
“ “ “ Suction,.....	116	“ “ Lager Beer.....	62
“ “ with Bands, for Leather Hose, ..	116	Marble Slabs,	139
“ “ “ Spring Bands, for Rubber Hose,.....	115	Pantry Cock, Hose End,.....	108
“ Plain,	118	“ “ Plain,.....	108
“ Valve,.....	118	“ “ “ Compression, Hose End,...	109
“ Water-Back, Bent,	119	“ “ “ Plain,.....	109
“ “ “ Straight,.....	119	Plug, Basin,.....	127
Ferules, End, for Iron Pipe,.....	111	“ “ Countersunk,.....	127
“ Side, “ “	111	“ Butler’s Sink, with Coupling,.....	128
Filter,.....	131	“ Sink,.....	136
“ Croton,	131	“ Wash-Tray,	136
“ Diaphragm,	130	Pump, Cap and Valve, for Beer Pump,.....	133
Flange Cock, with Loose Open Plug.....	78	“ Valve and Strainer,.....	134
Globe Cock,	75	“ Wrench,	138
Grate, Basin,	128	Pump, Cistern,.....	155
Hopper Cock, Bartholomew’s Single,.....	148	“ Copper Cistern,	153
“ “ “ Double.	148	“ “ Liquor.....	153
“ “ Carr’s Single,.....	148	“ Beer,	150
“ “ “ Double,.....	148	“ “ Complete on Iron Stand,.....	151
“ “ Compression,	80	“ “ for Counter,	152
“ “ Long Stem.....	81	“ Lift and Force,.....	155-158
“ “ Pedestal,.....	84	“ “ “ “ with Air Chamber, 155-157	
“ “ Stebbins’	79	“ “ “ “ “ Flanges,.....	160
Hose Bibb End,	122	“ “ “ “ “ Metal Valves,....	159
Hose Nozzle, to tie on, . . .	114	“ “ “ “ “ Double Acting,	161
Hose Pipe, Plain,	112	“ “ “ “ “ Crank, . . .	162
“ “ with Cock,	112	“ “ “ “ “ On Frame, Crank Mo- tion,.....	163
“ “ for Fire Engine,	113	“ “ “ “ “ On Plank, Eccentric Motion,.....	164
Hose Sprinkler, Small,.....	114	“ Plumbers’ Force,	155
“ “ Large,	114	“ Pull,	166
Hose, Rubber,	140	“ Ship, Double Chamber,	165
Hot, Cold, Shut, and Waste Cock,	84	Racking Cock, to Drive,.....	69, 77
Hydrant Cock,.....	53	“ “ “ Screw,.....	69
“ “ Screwed for Iron Pipe,	54	Rain and Well-Water Cock,.....	68
“ “ Compression,	32	Screw, Deck,.....	136
“ “ Stebbins’	30	“ Fan,	137
“ “ “ with Flange,	30	“ Street Washer, Short,	120
“ “ “ Screwed for Iron Pipe, 31		“ “ “ Long,	120
Hydrant Nozzle,.....	122	“ “ “ “ for Iron Pipe, . .	120
“ “ for Iron Pipe,	122	“ Trap,.....	136
Hydrant Handle and Guide,.....	123	Shampooing Cock, Bracket,	104
“ “ for Compression Hydrant Cock,	123	“ “ Upright,	106
“ “ Triangular,.....	123	“ “ with Ball Joint,	105
Hydrant, Self-Acting,.....	149	“ and Basin Cock, Double,.....	107
Lock Cock, New Pattern, to Drive,.....	70	“ Sprinkler,	105

	PAGE
Ship Closet Cock,.....	82
Shower Bath Cock,.....	36
" " " Stebbins'	28
Slide Gate, with Stuffing Box, if required,...	134
Slop Sink Cock,.....	110
Strainer, Round,.....	135
" Fancy,	135
Street Washer Check,.....	149
Street Washer Cock, double, Screwed for Iron Pipe,.....	50
Stop, Brooklyn Rough, T H., .. .	44
" " " L. H.,.....	45
" " " T H., Screwed for Iron Pipe,	46
" " " L. H., Screwed for Iron Pipe,	47
" " " T H. Angle, Screwed for Iron Pipe,.....	48
" " " L. H. Angle, Screwed for Iron Pipe,.....	49
" Circulating,	38
" Corporation, for Cement Pipe,.....	56
" " " Iron " 	56
" Plain,	36
" Rough, T H., Rivet Bottom, .. .	40
" " L. H.,	40
" " T H., Round Way,.....	41
" " L. H. " " 	42
" " " " " " " with Coup- ling,.....	43
" " T H., Rivet Bottom, Screwed for Iron Pipe,.....	51
" " L. H., Screwed for Iron Pipe, ..	52
" Shower Bath, Single, Nut and Bent Coupling,	38
" Shower Bath, double, Nut and Bent Coupling,	39
" Shower, Flange and Handle,	37
" Stebbins' Plain,.....	27
" " Screwed for Iron Pipe,.....	29
Suction Basket,.....	117
Tack Mould, Double,.....	140
Urn Cock, T Handle,.....	76
" " Drop Handle,.....	76
Valve, Basin,.....	125
" " New Pattern,	126
" Bath,.....	126, 130
" Closet,.....	129

	PAGE
Valve, Closet, New Pattern,.....	129
" Liquor Pump,	154
" Sewer,.....	135
" Ship Closet,.....	146
" Vacuum, for Copper Boiler,	121
" " " " " " with Coup- ling,.....	121
Water Closet, Bartholomew's,	142
" " Carr's,	143
" " Plain,	142
" " Wellington's,.....	144
" " Ship Complete,	147
" " Complete with Black Walnut Case,	145

PLUMBERS' COPPER WARE.

Air Chamber,.....	167
Ball,	167
Bath Tub,	172
Boiler,.....	171
Closet Fan,	167
" Pan,	167
Shower, Fancy,.....	169
" " Flange and Thimble,.....	169
" " Tubular,	170
" " " Flange and Thimble, 170	170
" Plain,	168
" Tubular,	168
Sink,.....	172
Urinal, Swing,.....	174
Wash Basin,	172

PLUMBERS' IRON WARE.

Basin Slab and Basin, .. .	180
Bath Tubs,	181
Bend, Eighth,.....	188
" Quarter,.....	188
" Return,	188
Branch,.....	188
Boiler Stands,	184, 185
Closet Basin, French,.....	185
" " Oval,.....	185
Cross Head,.....	188
Double Hub,.....	188
Furnace, Plumbers' Charcoal,.....	180
" for Melting Lead,	180
Hopper, English,.....	184
" French,	184

	PAGE
Hopper, French, with Trap,	185
“ Hospital with Patent Valve,	173
“ New Pattern,	185
“ Old “	184
“ Philadelphia,	184
“ with Patent Valve,	173
“ “ “ “ and Trap,	173
“ and Urinal with Patent Valve,	174
Iron Pipe,	187
Joint, T,	188
Reducer,	188
Sink, Corner,	182
“ Square,	182
“ Slop,	182
“ Square with Overflow,	182
“ “ “ Legs,	183
“ “ “ “ and Back,	183
“ Half Circle,	182
Solder Kettle,	189
“ Mould,	189
Strap Solder Mould,	189
Street Washer Cap,	189
“ “ “ Old Pattern,	189
Trap, Hopper,	187
“ Running,	186
“ Sink,	186
“ Half S,	186
“ Three fourth S,	186
“ S,	186
“ S, with connection for Waste Pipe,	186
Trap Mould, Half S,	187
“ “ S,	187
Urinals,	181
“ Swing,	174

	PAGE
Wash Basin,	189
Wash Stand, Corner, New Pattern,	176
“ “ Double,	177
“ “ Half Circle, New Pattern,	175
“ “ Portable, “ “	177
“ “ “ Old “	178
“ “ “ with Soap Cup,	179

PLUMBERS' EARTHEN WARE.

Basin, Fancy,	190
“ Marbled,	190
“ “ Patent Overflow,	190
“ White,	190
“ Hopper,	191
“ Slop Hopper,	191
“ Ship Closet, New Pattern,	191
“ “ “ Old “	191
Bidet Pan,	193
Closet Basin, French,	190
“ “ Oval,	190
“ “ Round,	190
Sinks,	191
Slabs and Basins,	193
Urinals,	192
Plumbers' Tools,	194
Lead Trap,	194
“ Bend,	194

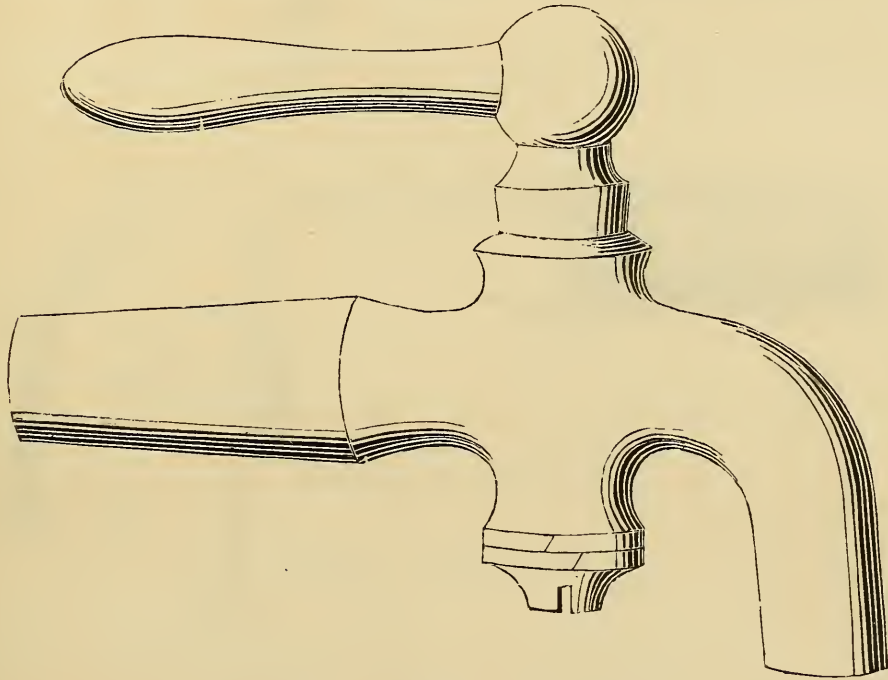
VITRIFIED STONE WARE.

Bend,	195
Branch,	195
Drain Pipes,	195
Running Trap,	195

PLUMBERS' BRASS WORK.

Plain Bibb.

FIG. 1.

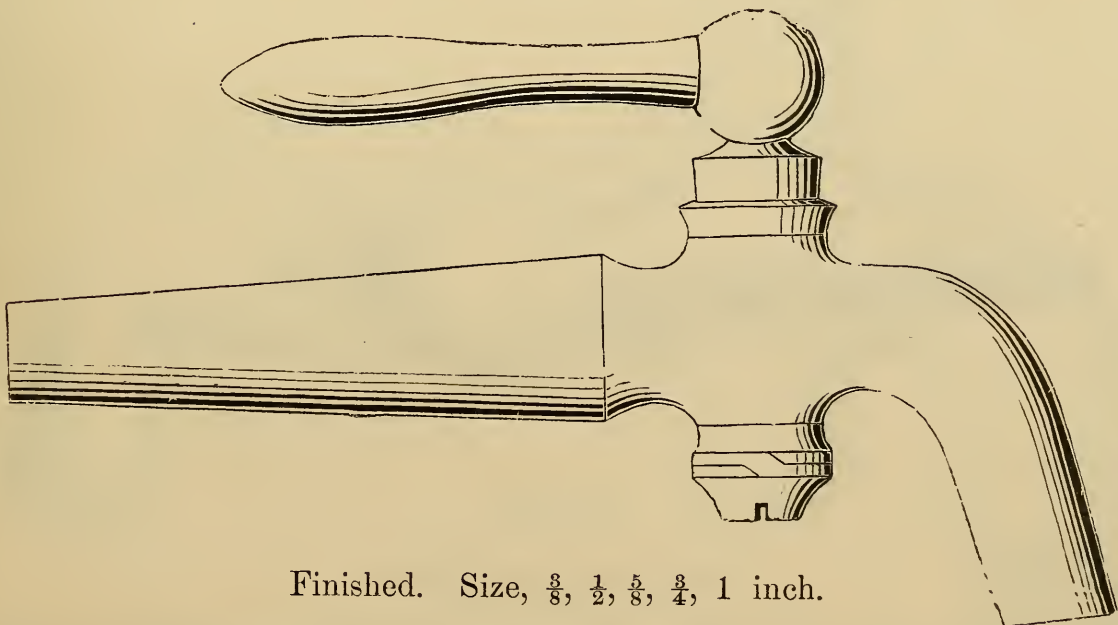


Finished, Rough, and Plated.

Size, $\frac{1}{4}$, $\frac{3}{8}$, $\frac{1}{2}$, $\frac{5}{8}$, $\frac{3}{4}$, 1, $1\frac{1}{4}$, $1\frac{1}{2}$, $1\frac{3}{4}$, 2, $2\frac{1}{4}$, $2\frac{1}{2}$, 3, $3\frac{1}{2}$, 4 inch.

Plain Bibb—Long Shank.

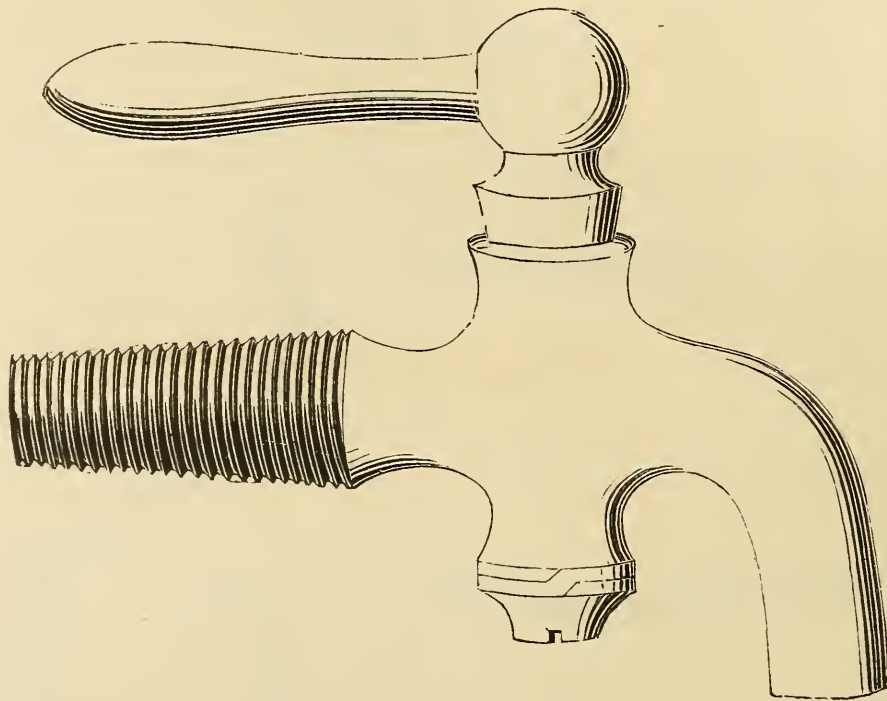
FIG. 2.



Finished. Size, $\frac{3}{8}$, $\frac{1}{2}$, $\frac{5}{8}$, $\frac{3}{4}$, 1 inch.

Plain Bibb—Screw Shank.

FIG. 3.

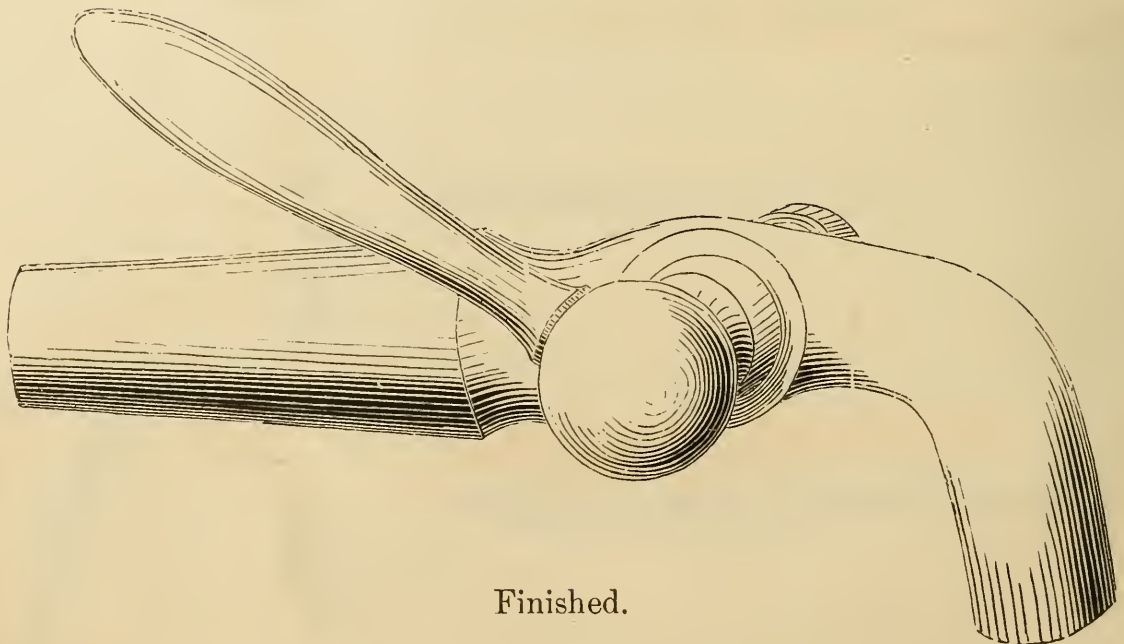


Finished and Rough.

Size, $\frac{1}{4}$, $\frac{3}{8}$, $\frac{1}{2}$, $\frac{5}{8}$, $\frac{3}{4}$, 1, $1\frac{1}{4}$, $1\frac{1}{2}$, $1\frac{3}{4}$, 2 inch.

Wash Tray Bibb.

FIG. 4.

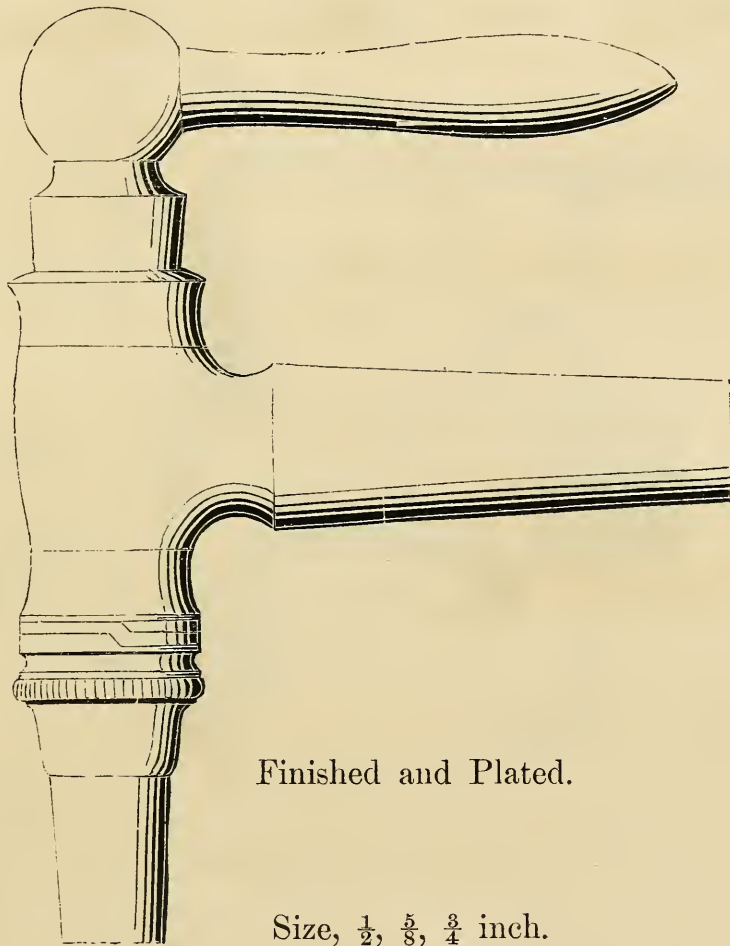


Finished.

Size, $\frac{3}{8}$, $\frac{1}{2}$, $\frac{5}{8}$, $\frac{3}{4}$, 1 inch.

Bath Bibb.

FIG. 5.

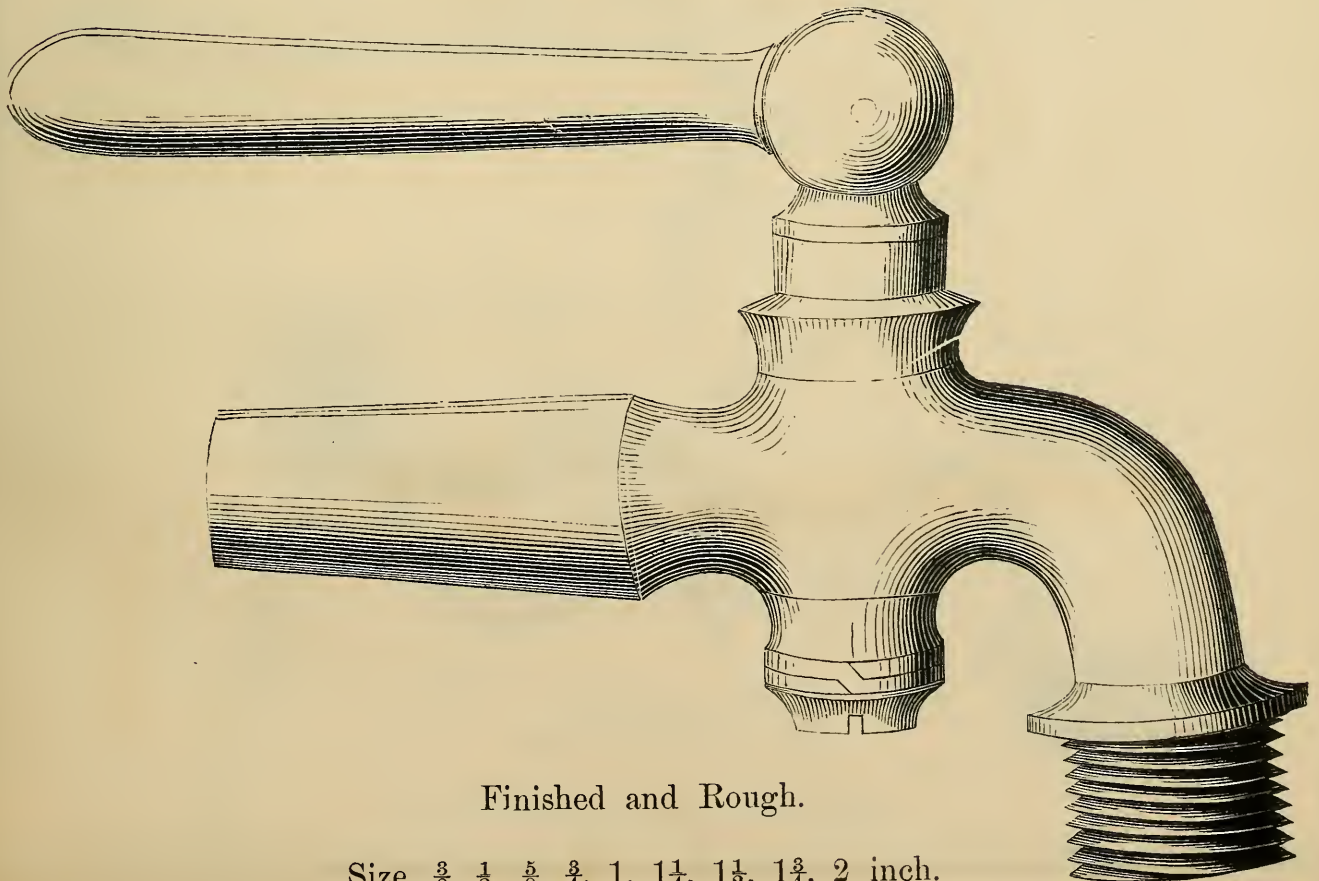


Finished and Plated.

Size, $\frac{1}{2}$, $\frac{5}{8}$, $\frac{3}{4}$ inch.

Hose Bibb.

FIG. 6.



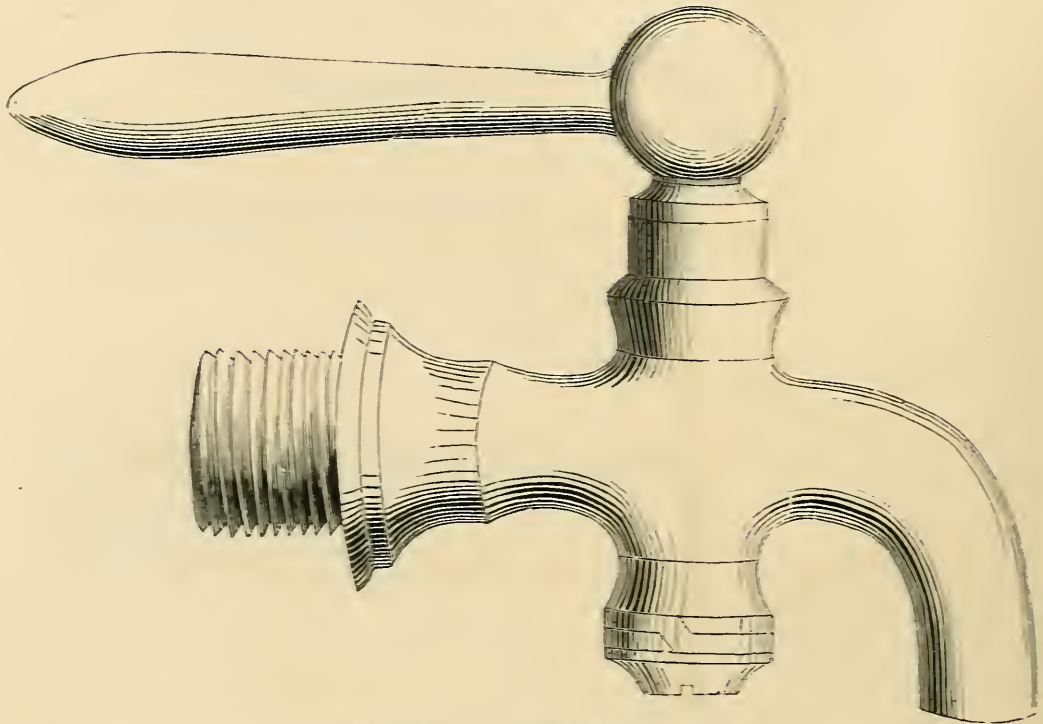
Finished and Rough.

Size, $\frac{3}{8}$, $\frac{1}{2}$, $\frac{5}{8}$, $\frac{3}{4}$, 1, $1\frac{1}{4}$, $1\frac{1}{2}$, $1\frac{3}{4}$, 2 inch.

HAYDEN, GERE & CO., NEW-YORK, AND HAYDENVILLE, MASS.

Plain Bibb—Screwed for Iron Pipe.

FIG. 7.

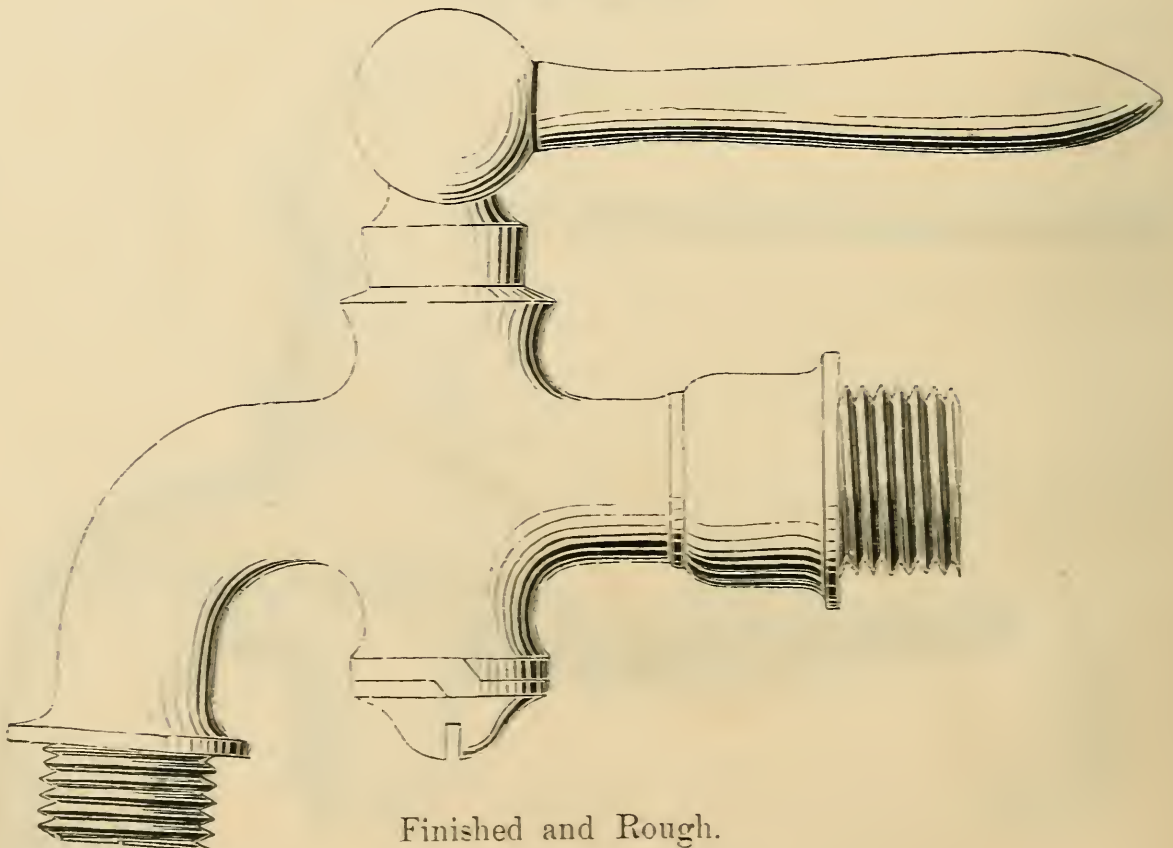


Finished and Rough.

Size, $\frac{1}{4}$, $\frac{3}{8}$, $\frac{1}{2}$, $\frac{5}{8}$, $\frac{3}{4}$, 1, $1\frac{1}{4}$, $1\frac{1}{2}$, 2 inch.

Hose Bibb—Screwed for Iron Pipe.

FIG. 8.

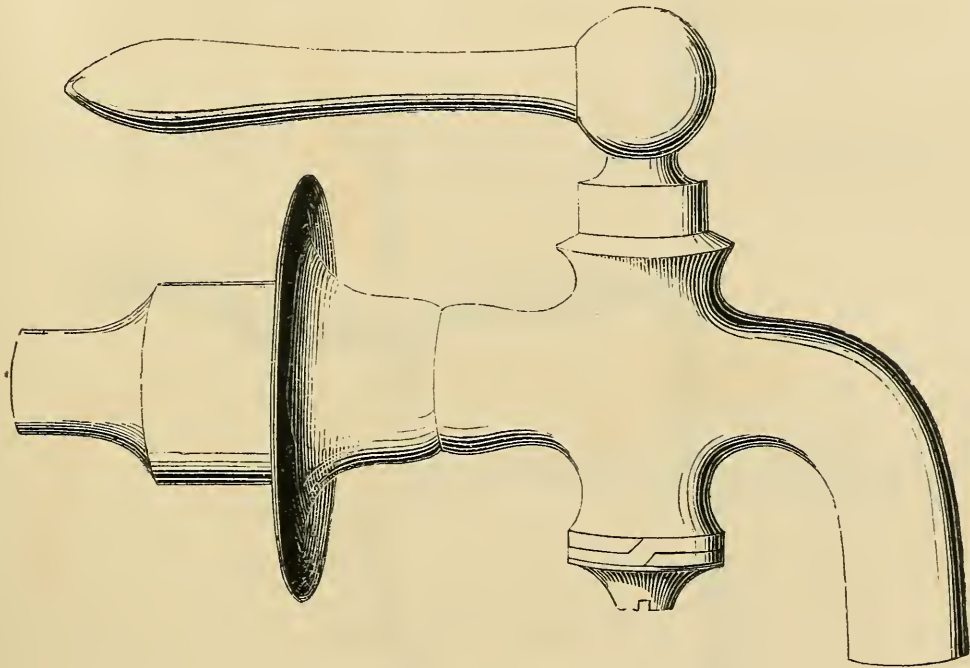


Finished and Rough.

Size, $\frac{1}{2}$, $\frac{5}{8}$, $\frac{3}{4}$, 1, $1\frac{1}{4}$, $1\frac{1}{2}$, 2 inch.

Plain Bibb—Flange and Thimble.

FIG. 9.

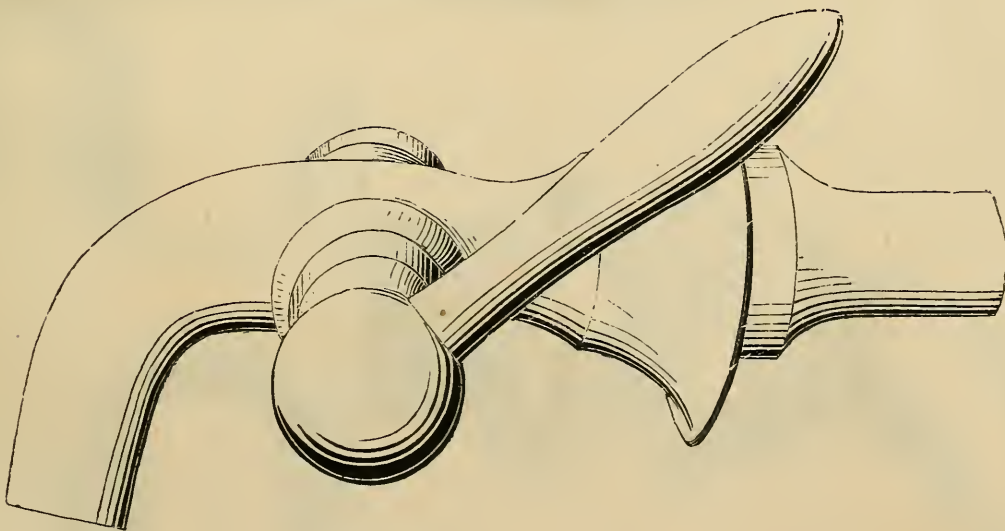


Finished and Plated.

Size, $\frac{3}{8}$, $\frac{1}{2}$, $\frac{5}{8}$, $\frac{3}{4}$, 1, $1\frac{1}{4}$ inch.

Wash Tray Bibb—Flange and Thimble.

FIG. 10.

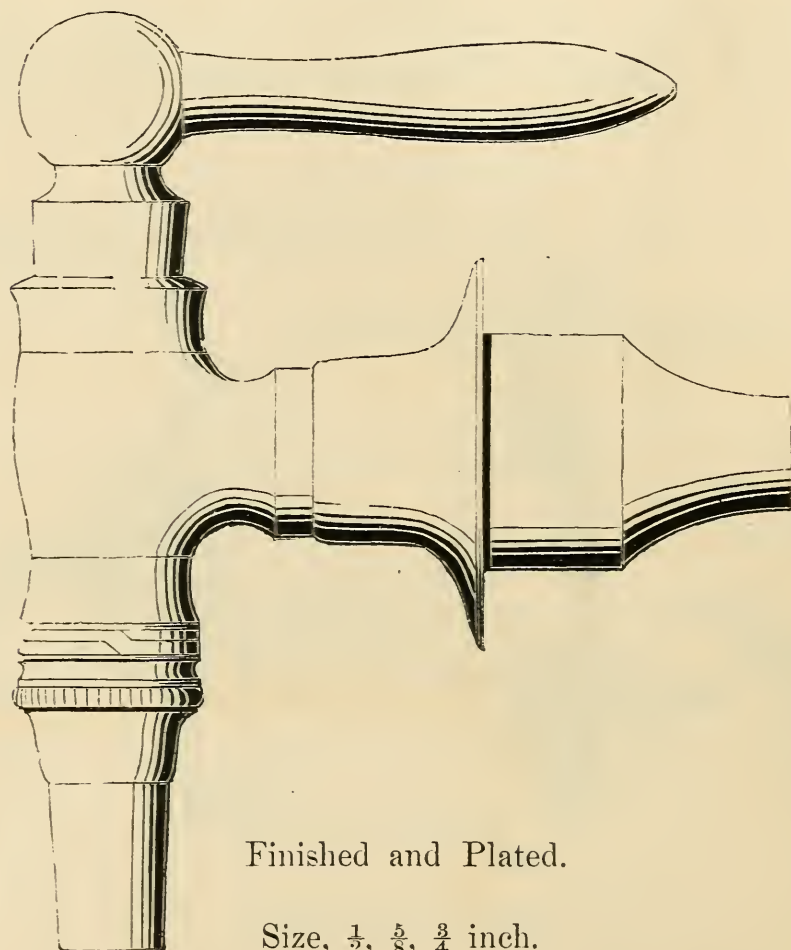


Finished.

Size, $\frac{3}{8}$, $\frac{1}{2}$, $\frac{5}{8}$, $\frac{3}{4}$, 1 inch.

Bath Bibb—Flange and Thimble.

FIG. 11.

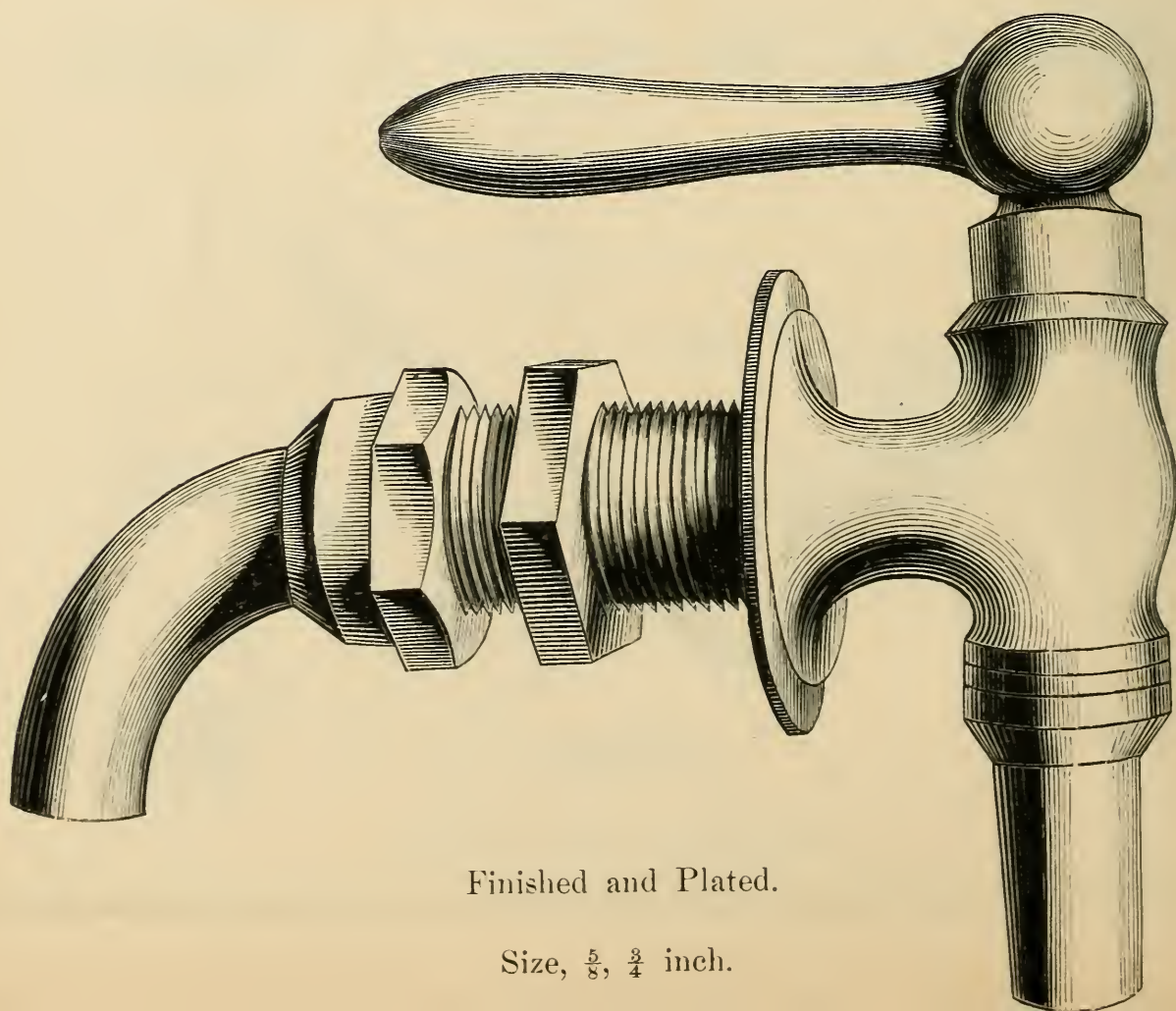


Finished and Plated.

Size, $\frac{1}{2}$, $\frac{5}{8}$, $\frac{3}{4}$ inch.

Bath Bibb—Flange—Nut and Bent Coupling.

FIG. 12.

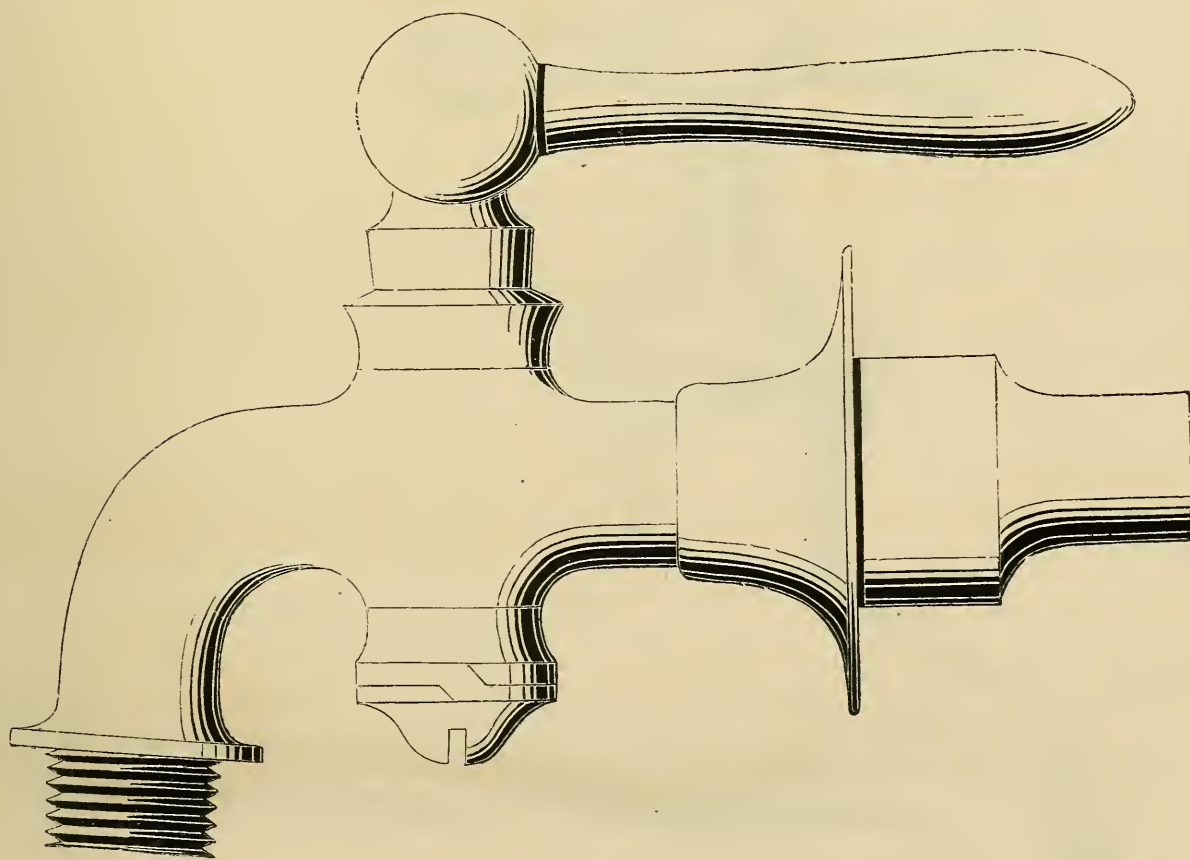


Finished and Plated.

Size, $\frac{5}{8}$, $\frac{3}{4}$ inch.

Hose Bibb—Flange and Thimble.

FIG. 13.




Finished and Plated.

Size, $\frac{1}{2}$, $\frac{5}{8}$, $\frac{3}{4}$, 1, $1\frac{1}{4}$ inch.

Compression Bibb.

STRATER'S PATENT.

FIG. 14.




Finished and Plated.

Size, $\frac{3}{8}$, $\frac{1}{2}$, $\frac{5}{8}$, $\frac{3}{4}$, 1 inch.

Compression Bibb.

FIG. 15.

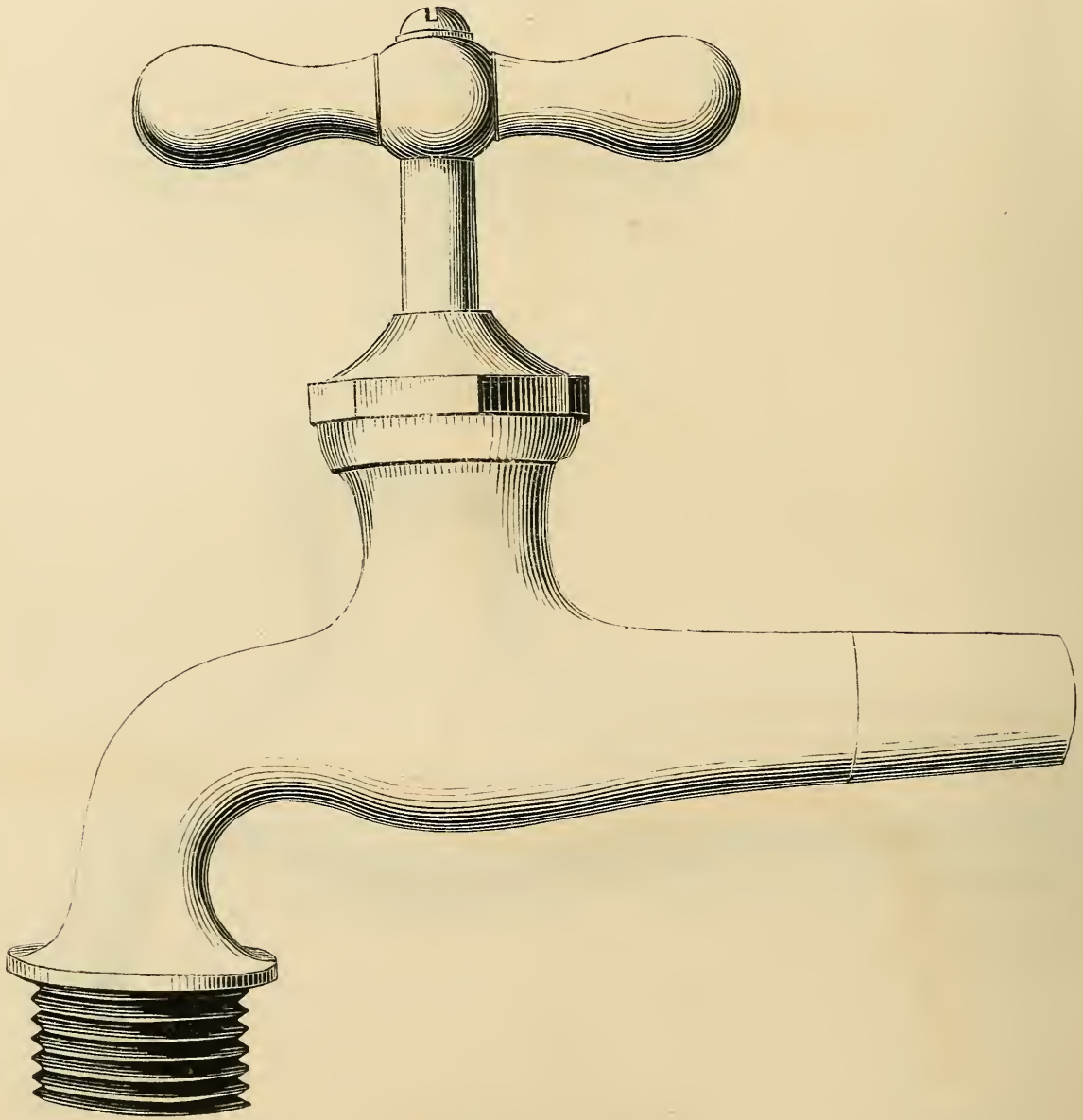


Finished and Plated.

Size, $\frac{3}{8}$, $\frac{1}{2}$, $\frac{5}{8}$, $\frac{3}{4}$, 1 inch.

Compression Hose Bibb.

FIG. 16.

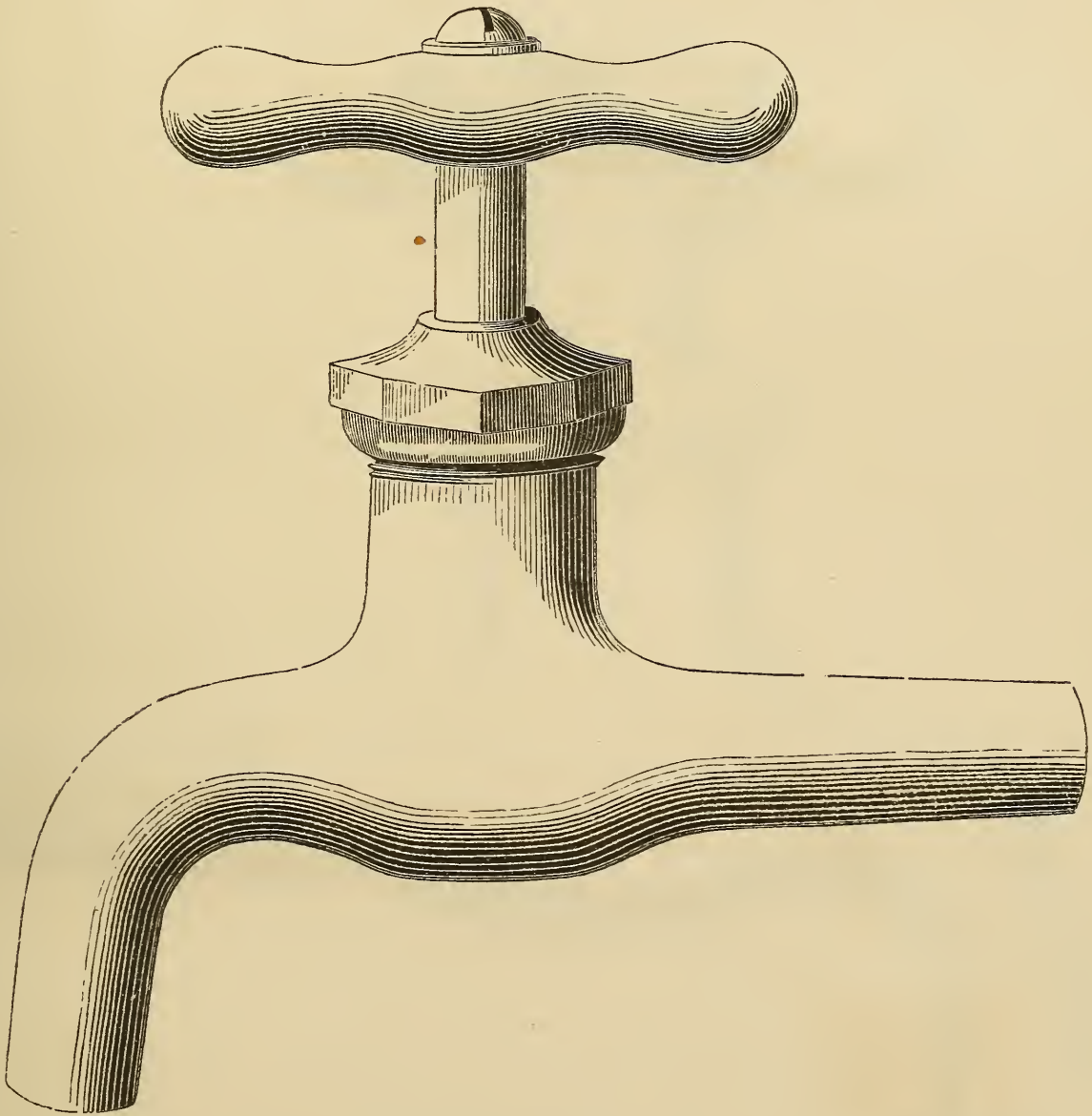


Finished.

Size, $\frac{3}{8}$, $\frac{1}{2}$, $\frac{5}{8}$, $\frac{3}{4}$, 1 inch.

Stebbins' Plain Bibb.

FIG. 17.



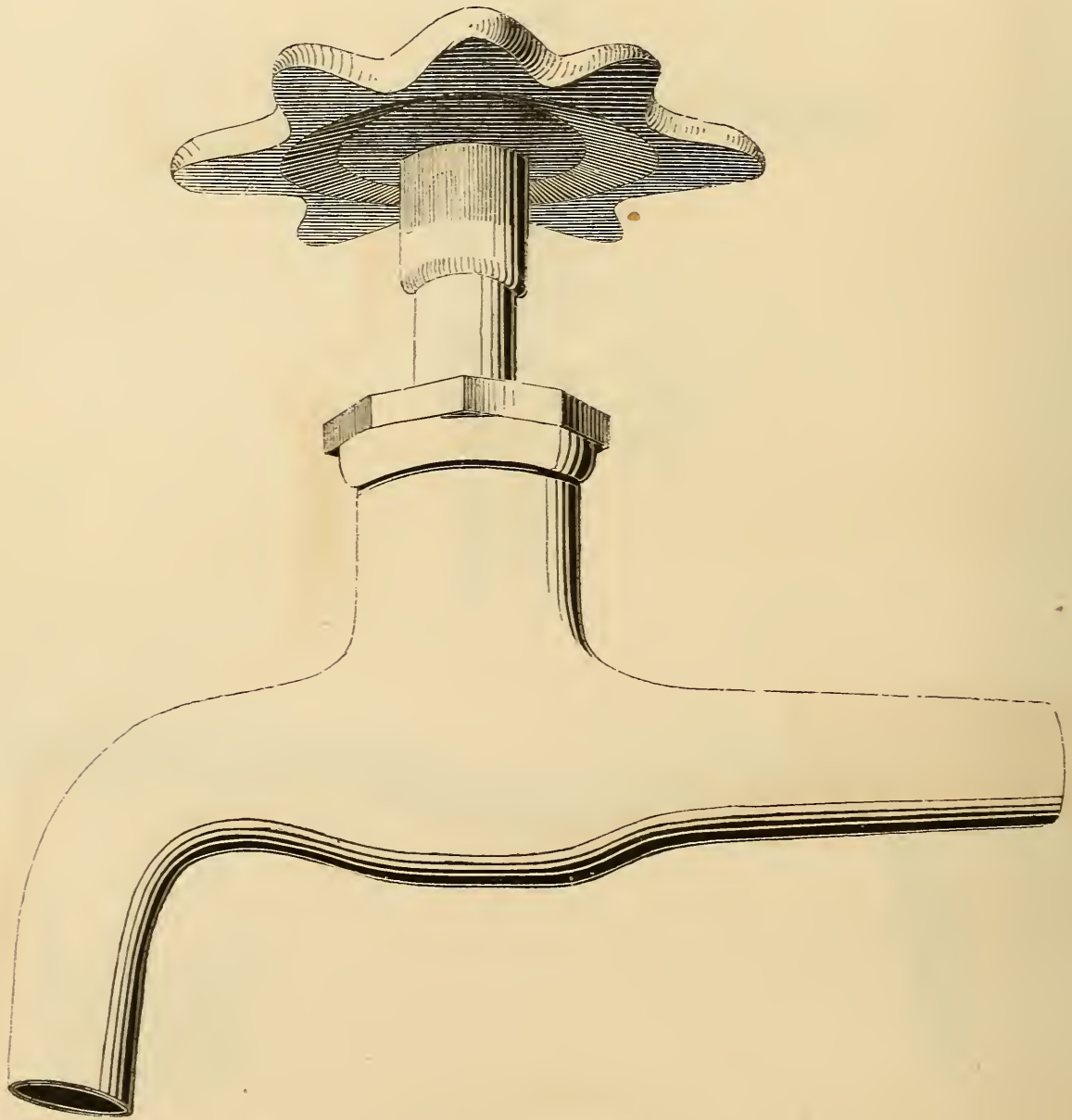
Finished and Plated.

Size, $\frac{3}{8}$, $\frac{1}{2}$, $\frac{5}{8}$, $\frac{3}{4}$, 1 inch.

HAYDEN, GERE & CO., NEW-YORK, AND HAYDENVILLE, MASS.

Stebbins' Plain Bibb—Rose Handle.

FIG. 18.

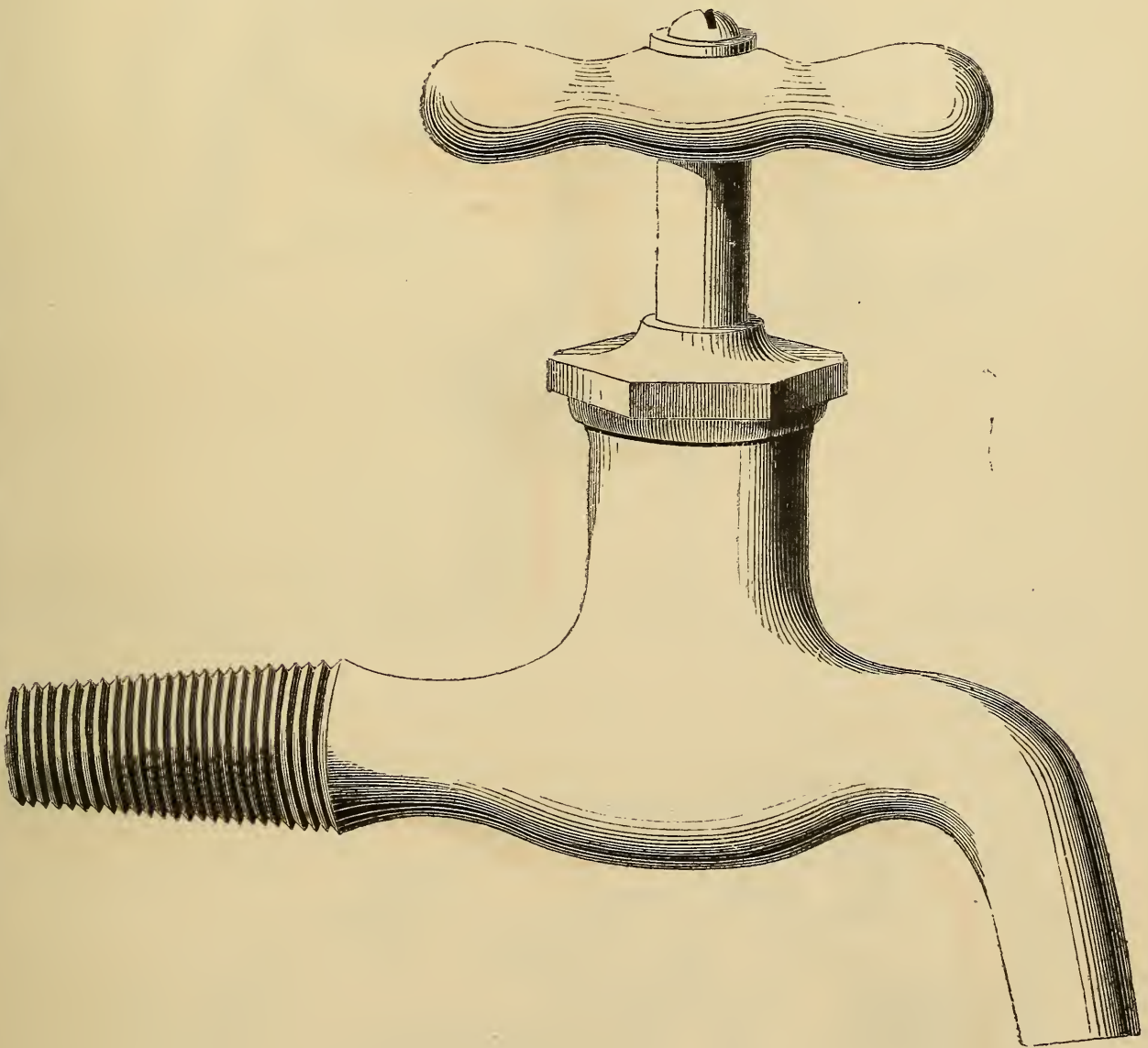


Finished and Plated.

Size, $\frac{3}{8}$, $\frac{1}{2}$, $\frac{5}{8}$, $\frac{3}{4}$, 1 inch.

Stebbins' Plain Bibb—Screw Shank.

FIG. 19.

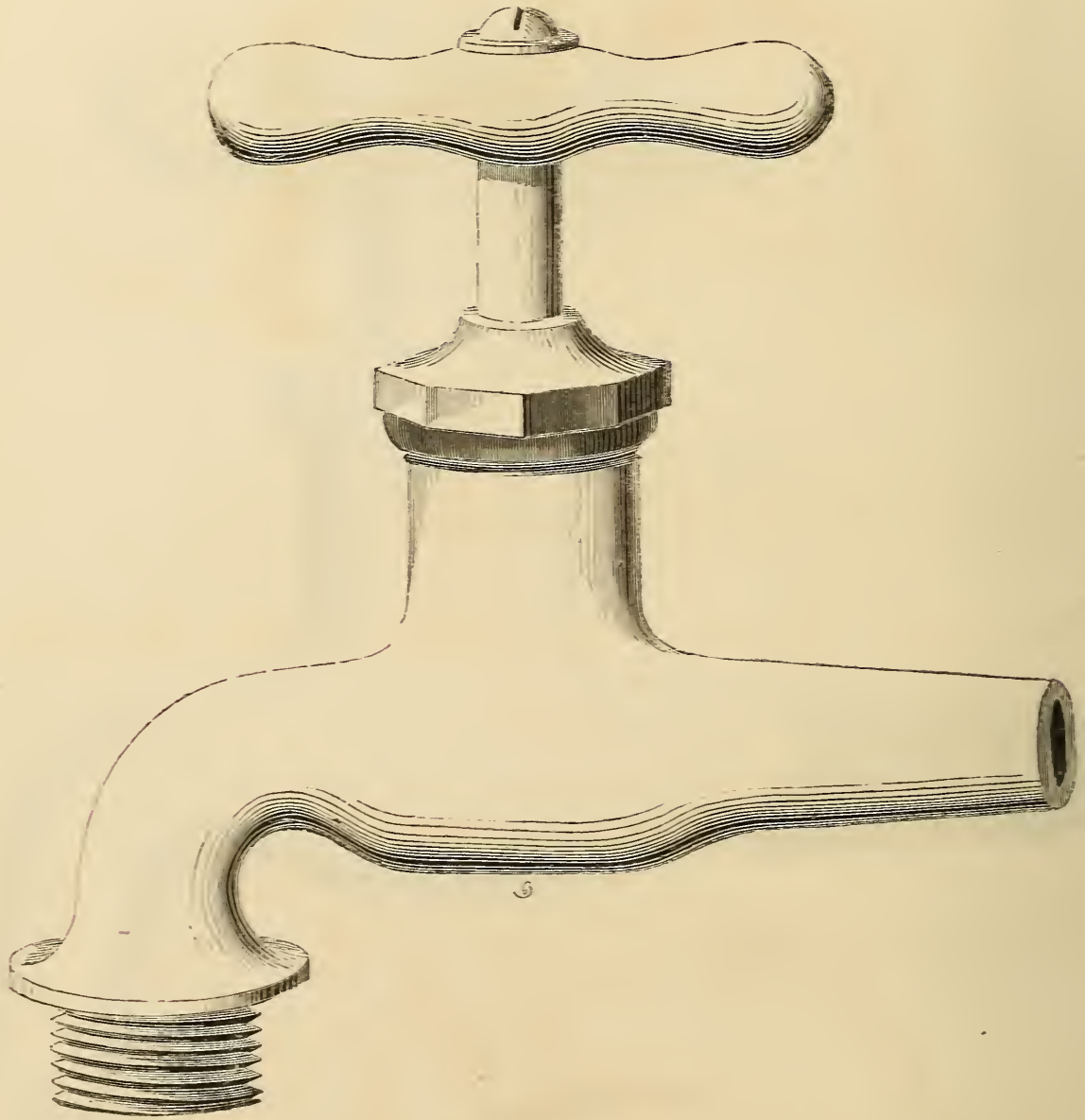


Finished.

Size, $\frac{3}{8}$, $\frac{1}{2}$, $\frac{5}{8}$, $\frac{3}{4}$, 1 inch.

Stebbins' Hose Bibb.

FIG. 20.

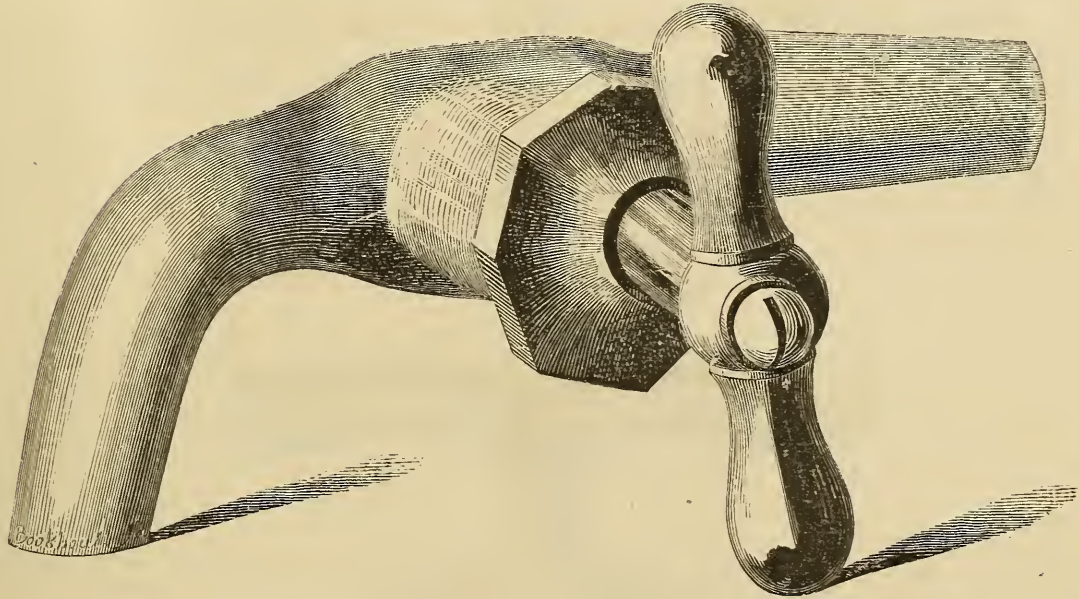


Finished.

Size, $\frac{3}{8}$, $\frac{1}{2}$, $\frac{5}{8}$, $\frac{3}{4}$, 1 inch.

Stebbins' Wash Tray Bibb.

FIG. 21.



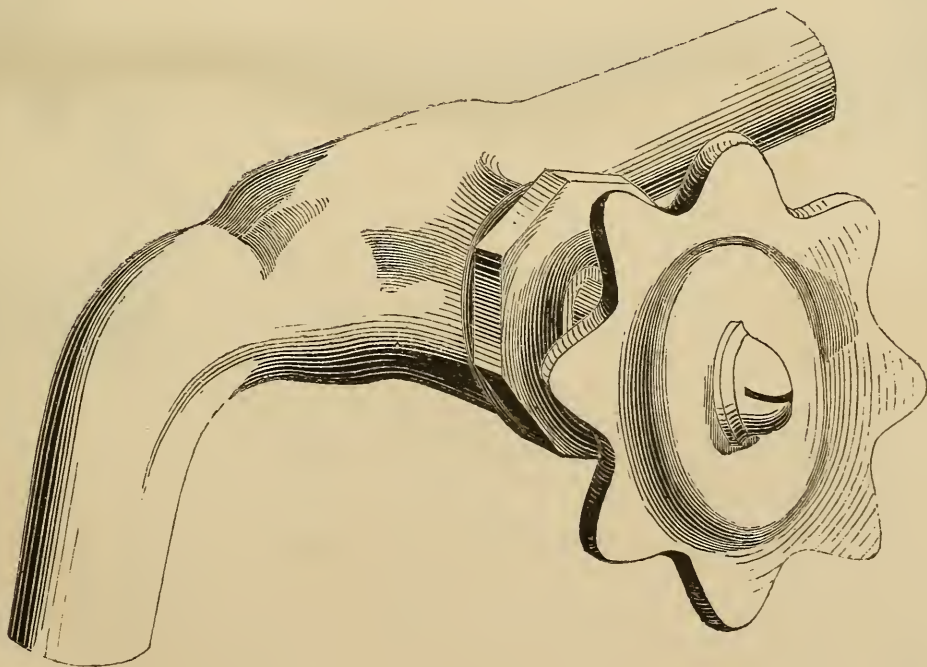
Finished.

Size, $\frac{1}{2}$, $\frac{5}{8}$, $\frac{3}{4}$ inch.



Stebbins' Wash Tray Bibb—Rose Handle.

FIG. 22.

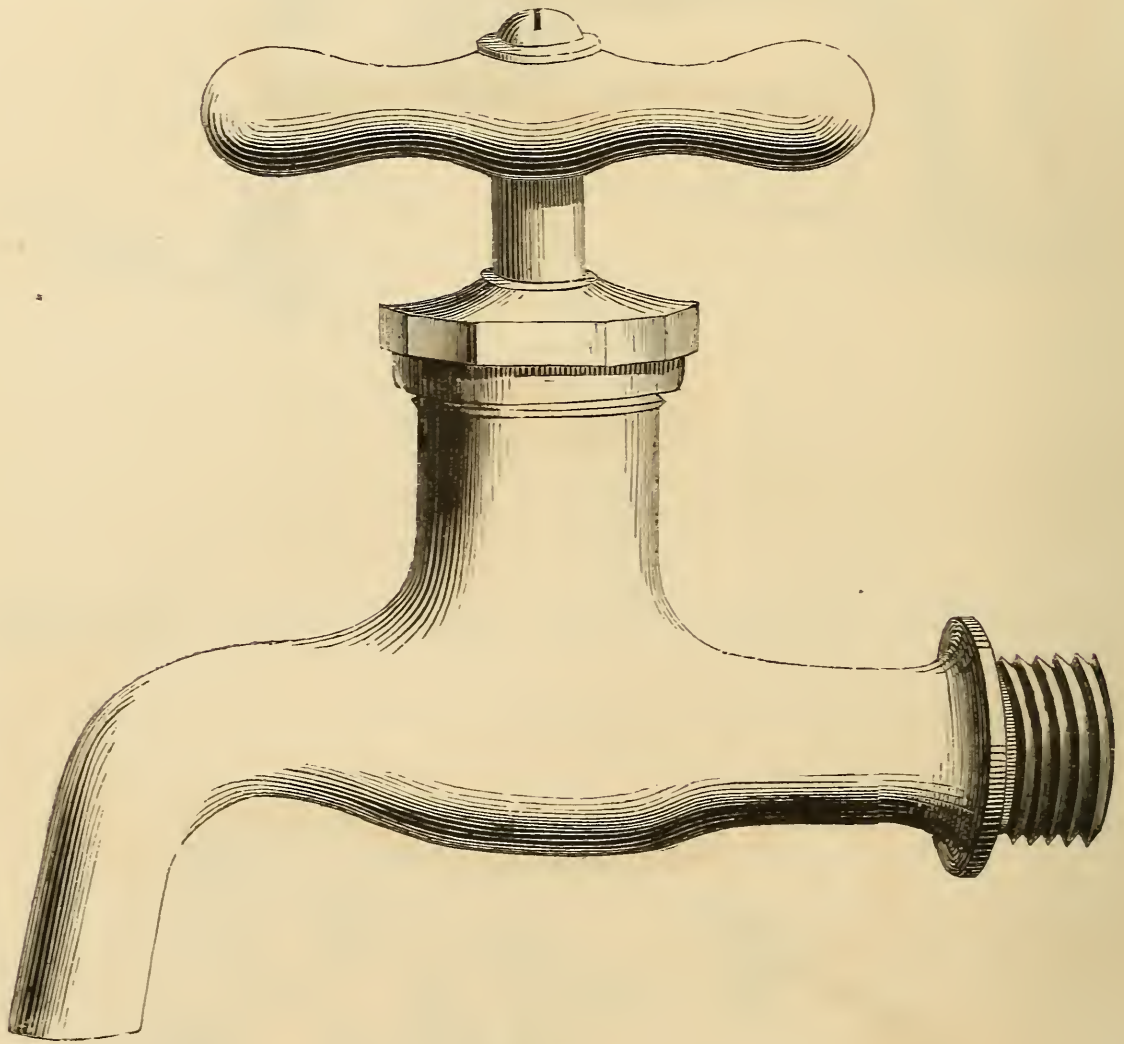


Finished.

Size, $\frac{1}{2}$, $\frac{5}{8}$, $\frac{3}{4}$ inch.

Stebbins' Plain Bibb—Screwed for Iron Pipe.

FIG. 23.

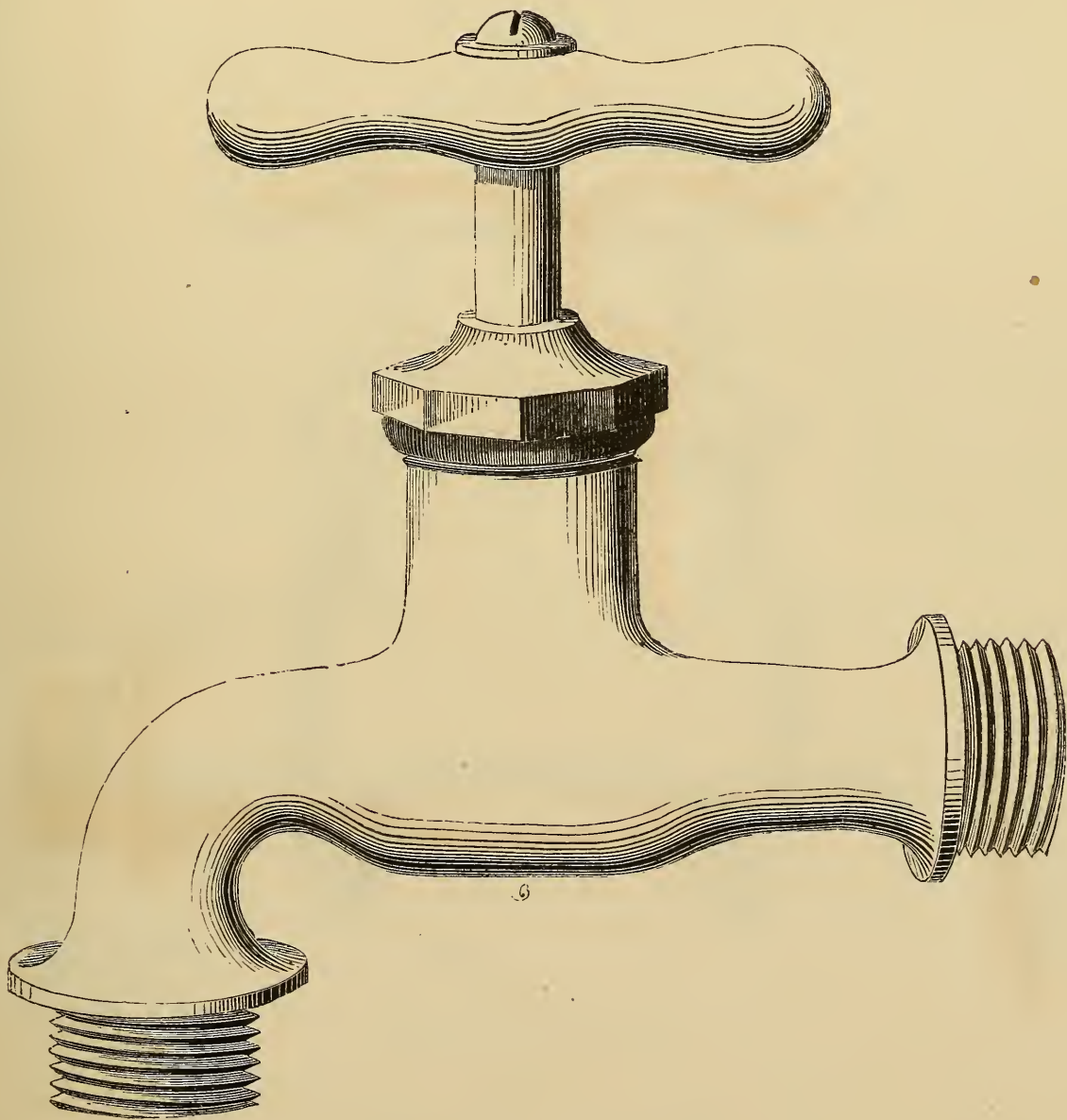


Finished.

Size, $\frac{3}{8}$, $\frac{1}{2}$, $\frac{5}{8}$, $\frac{3}{4}$, 1 inch.

Stebbins' Hose Bibb—Screwed for Iron Pipe.

FIG. 24.



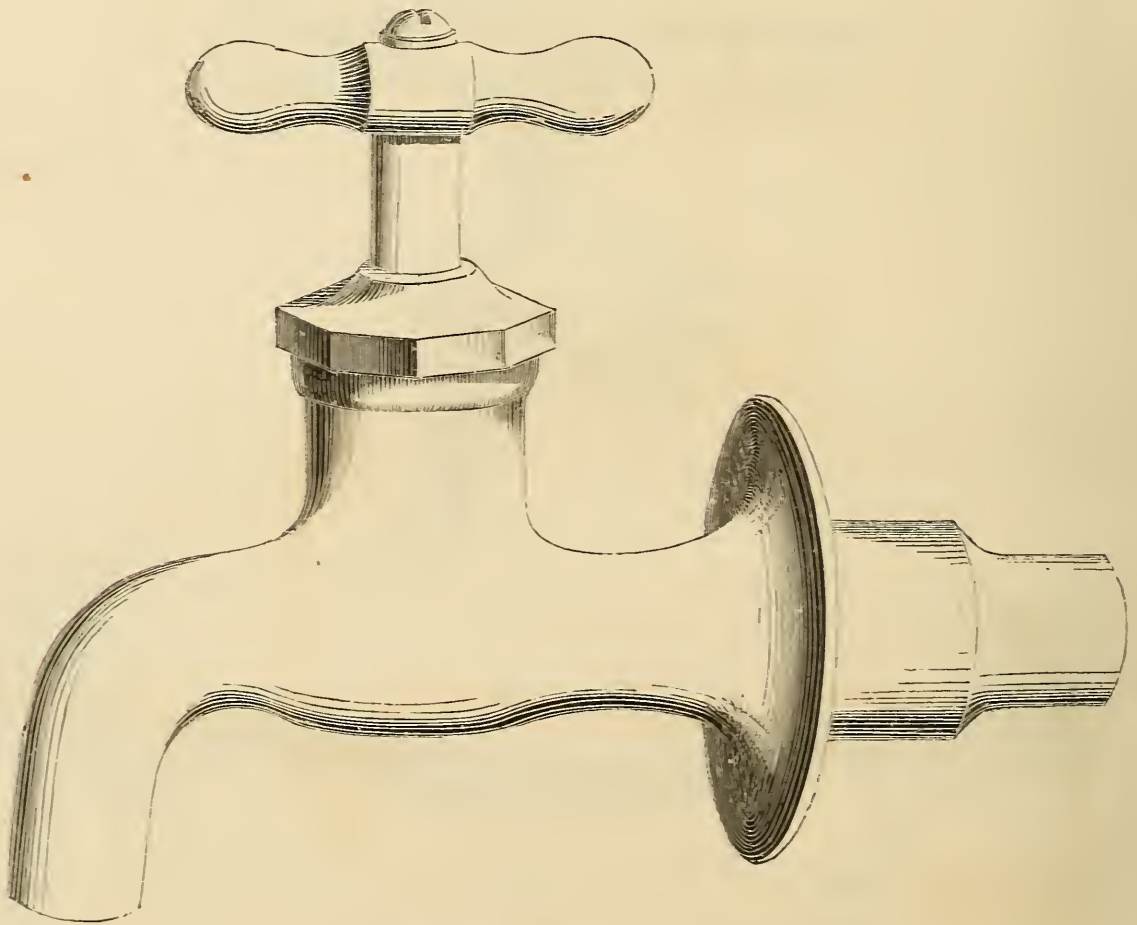
Finished.

Size, $\frac{3}{8}$, $\frac{1}{2}$, $\frac{5}{8}$, $\frac{3}{4}$, 1 inch.

HAYDEN, GERE & CO., NEW-YORK, AND HAYDENVILLE, MASS.

Stebbins' Plain Bibb-Flange and Thimble.

FIG. 25.




Finished and Plated.

Size, $\frac{3}{8}$, $\frac{1}{2}$, $\frac{5}{8}$, $\frac{3}{4}$, 1 inch.

Stebbins' Hose Bibb—Flange and Thimble.

FIG. 26.



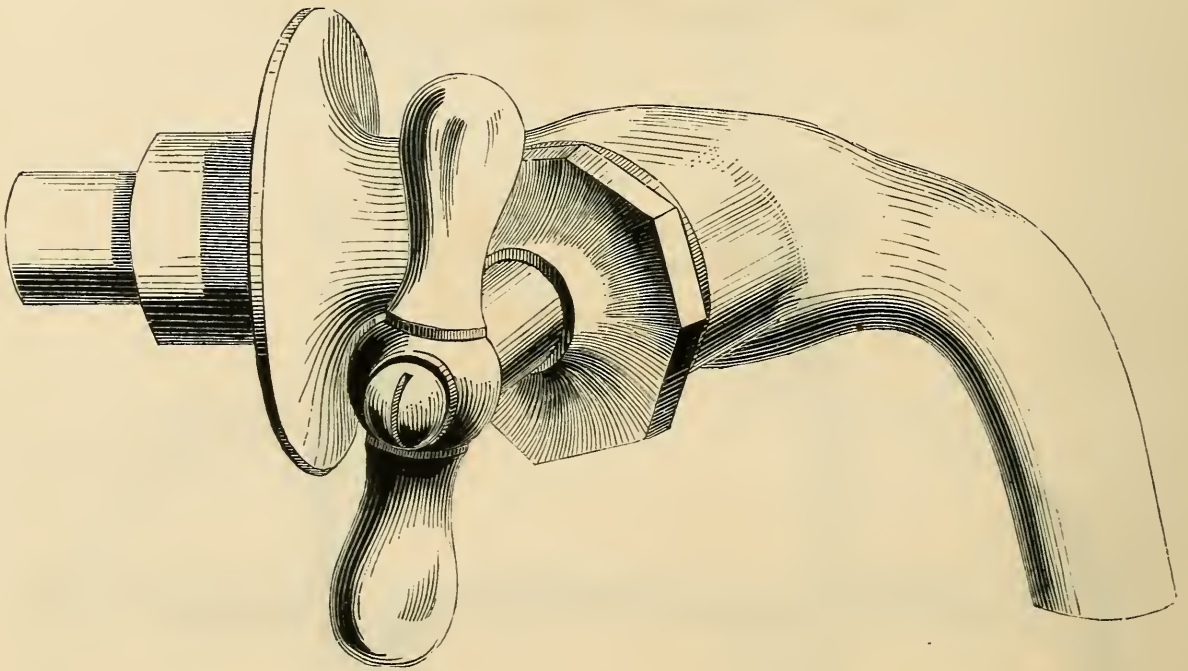
Finished.

Size, $\frac{3}{8}$, $\frac{1}{2}$, $\frac{5}{8}$, $\frac{3}{4}$, 1 inch.

HAYDEN, GERE & CO., NEW-YORK, AND HAYDENVILLE, MASS.

Stebbins' Wash Tray Bibb—Flange and Thimble.

FIG. 27.

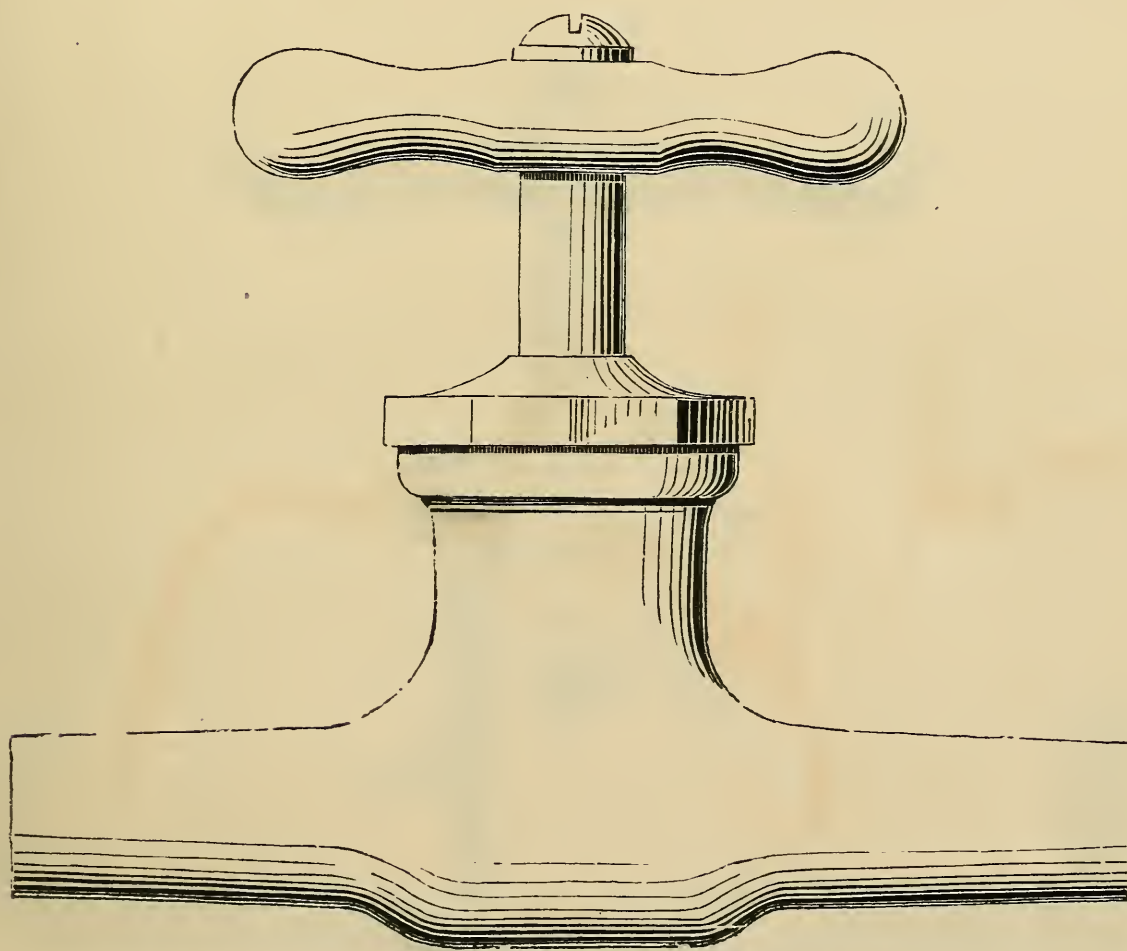


Finished.

Size, $\frac{1}{2}$, $\frac{5}{8}$, $\frac{3}{4}$ inch.

Stebbins' Plain Stop.

FIG. 28.

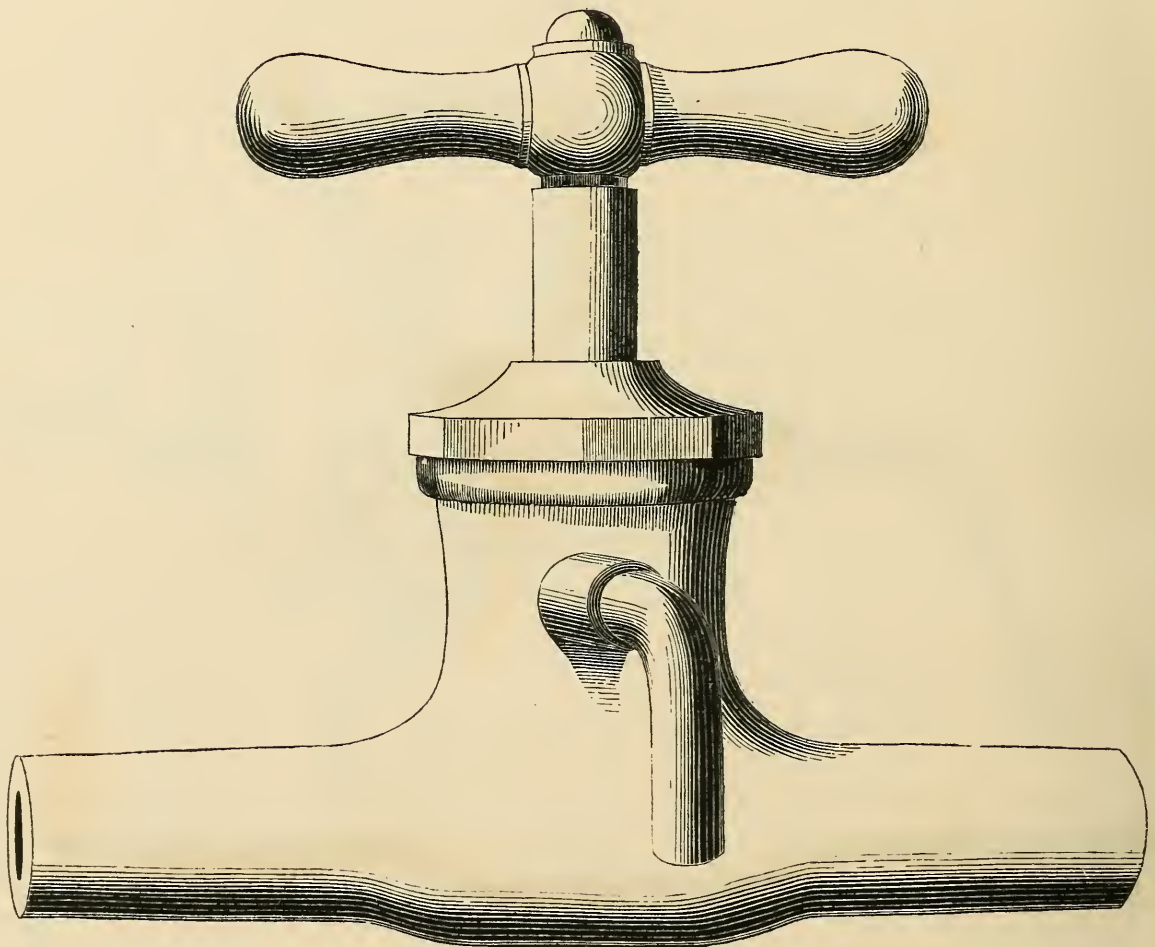


Finished and Plated.

Size, $\frac{3}{8}$, $\frac{1}{2}$, $\frac{5}{8}$, $\frac{3}{4}$, 1 inch.

Stebbins' Shower Bath Cock.

FIG. 29.

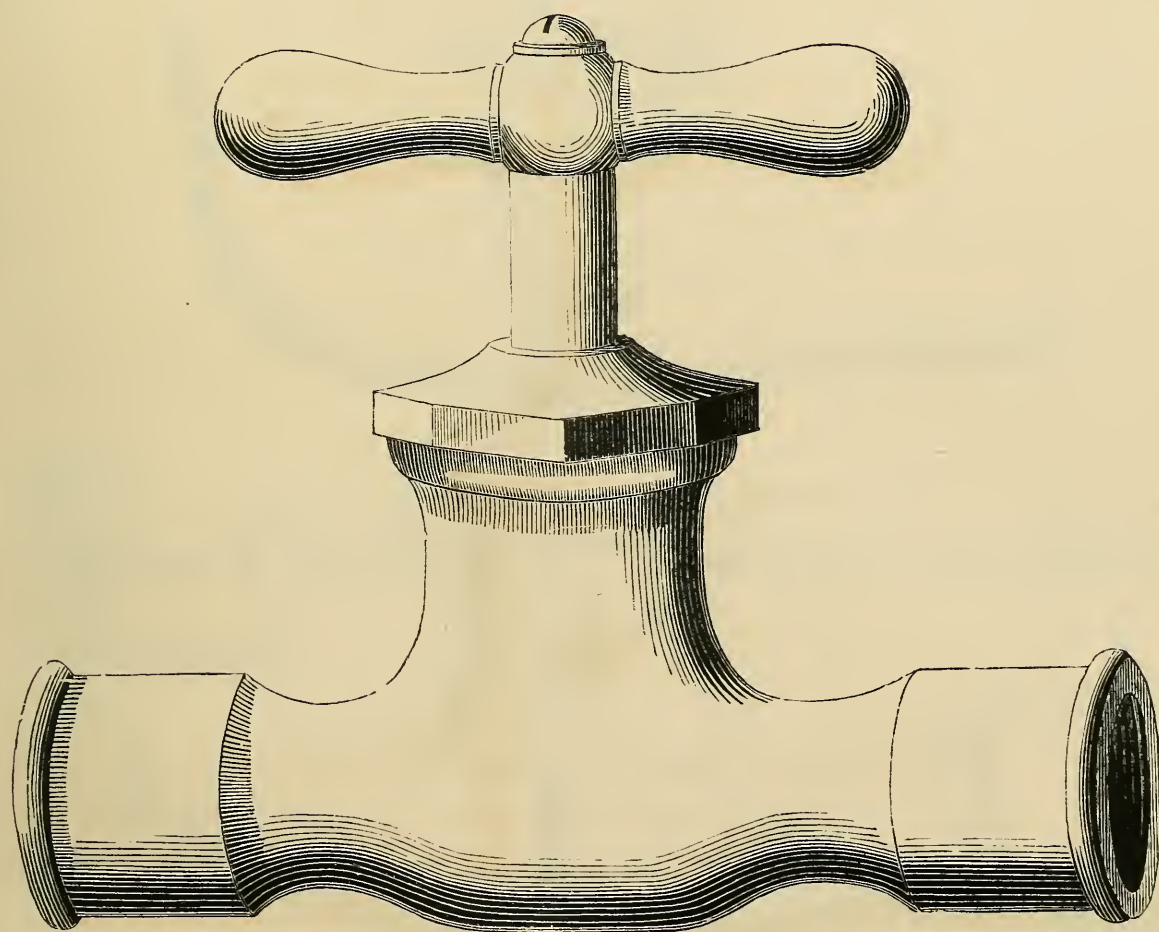


Finished and Plated.

Size, $\frac{1}{2}$, $\frac{5}{8}$, $\frac{3}{4}$ inch.

Stebbins' Stop—Screwed for Iron Pipe.

FIG. 30.

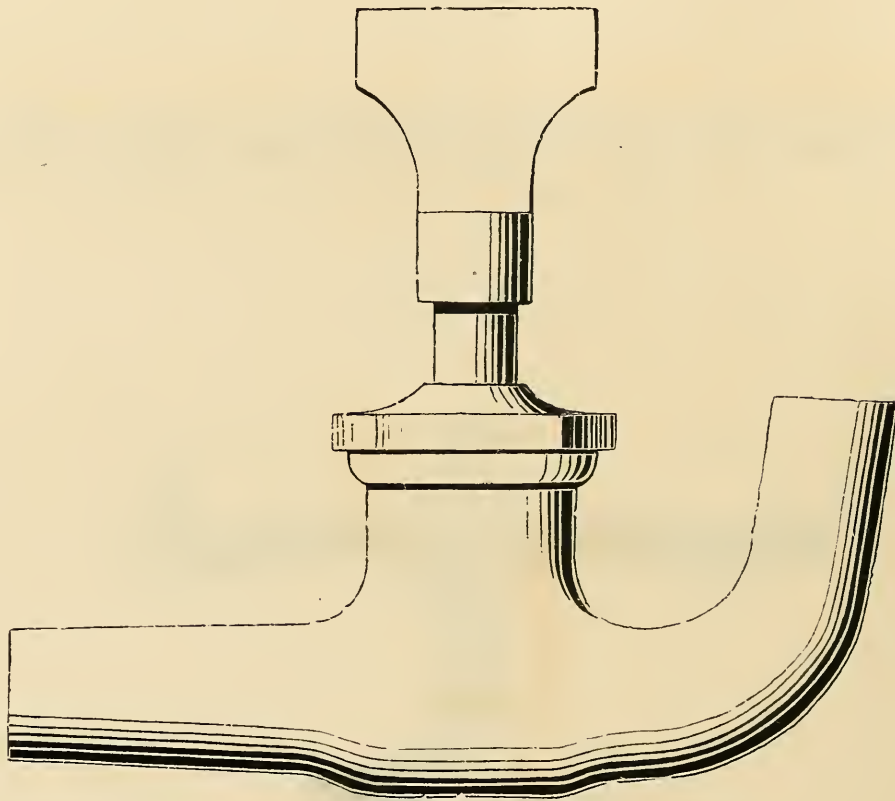


Finished and Rough.

Size, $\frac{3}{8}$, $\frac{1}{2}$, $\frac{5}{8}$, $\frac{3}{4}$, 1 inch.

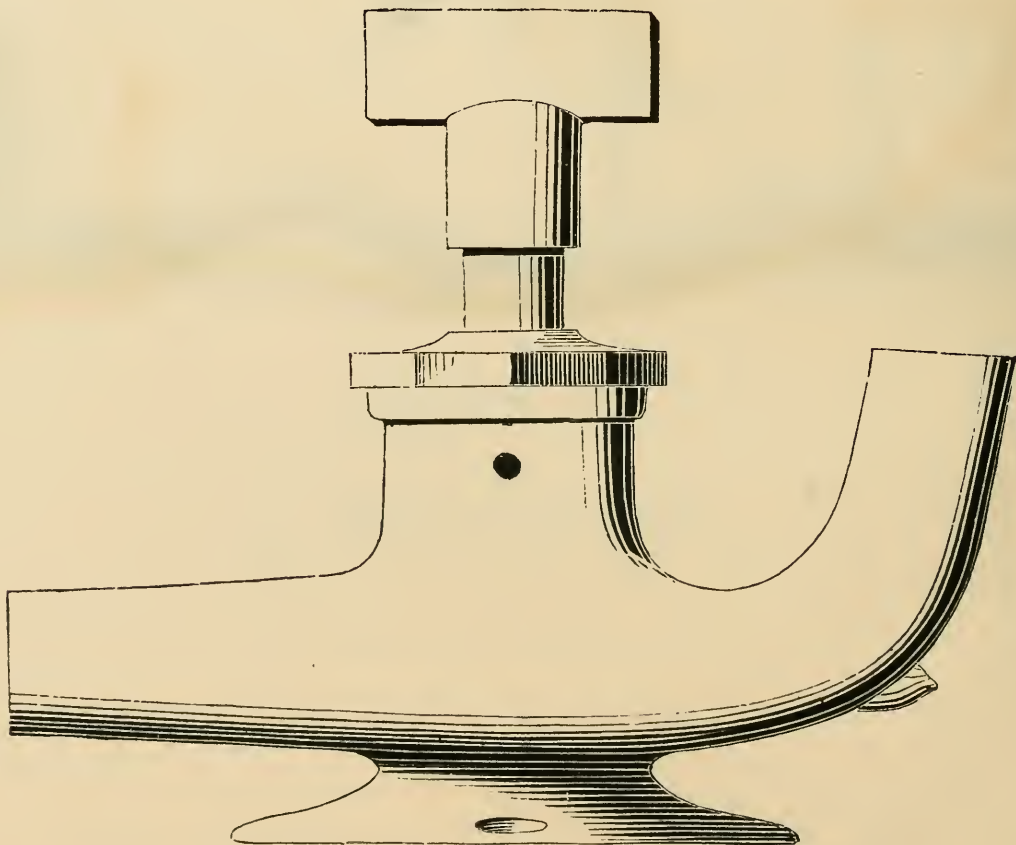
Stebbins' Hydrant Cock.

FIG. 31.

Rough. Size, $\frac{5}{8}$ inch.

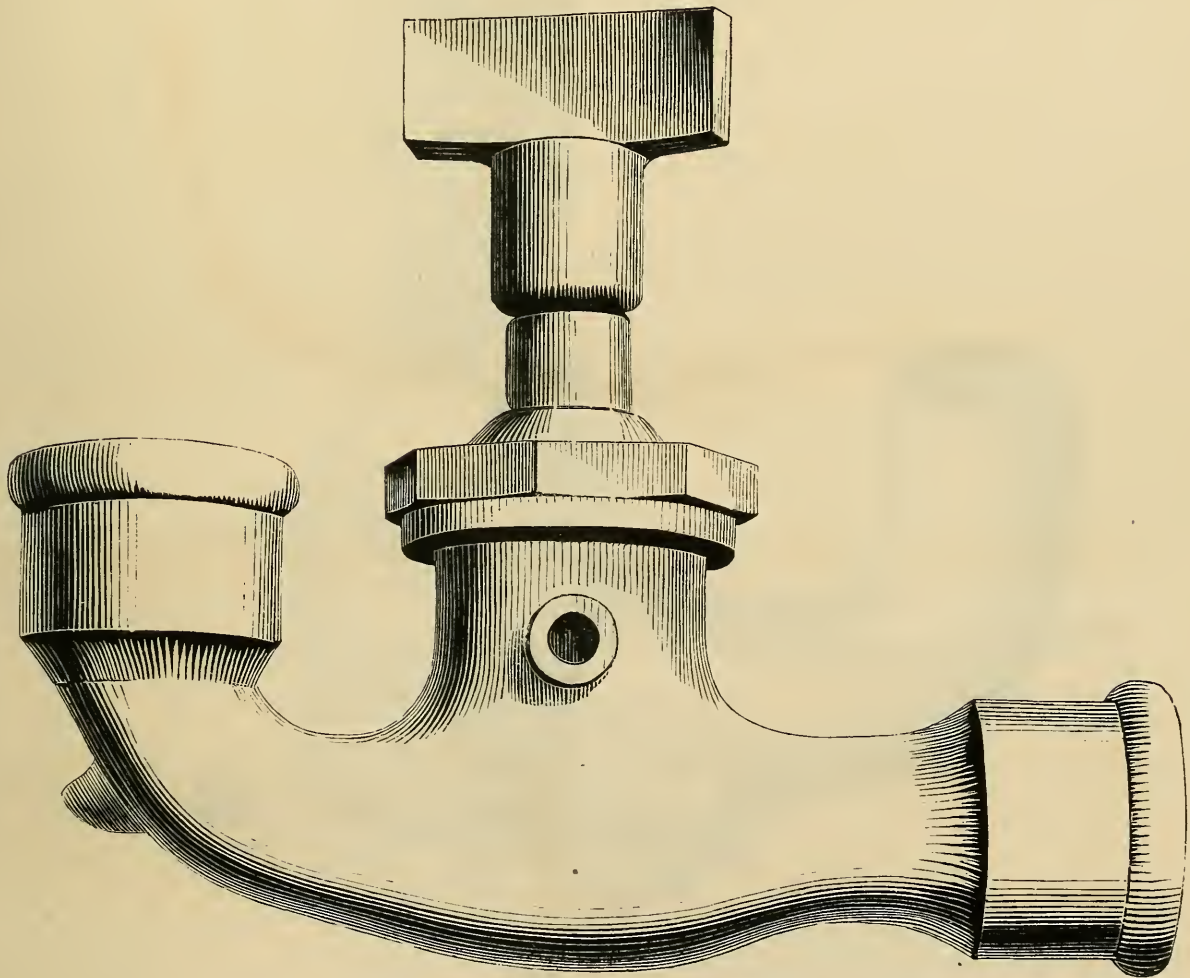
Stebbins' Hydrant Cock—with Flange.

FIG. 32.

Rough. Size, $\frac{5}{8}$ inch.

Stebbins' Hydrant Cock—Screwed for Iron Pipe.

FIG. 33.

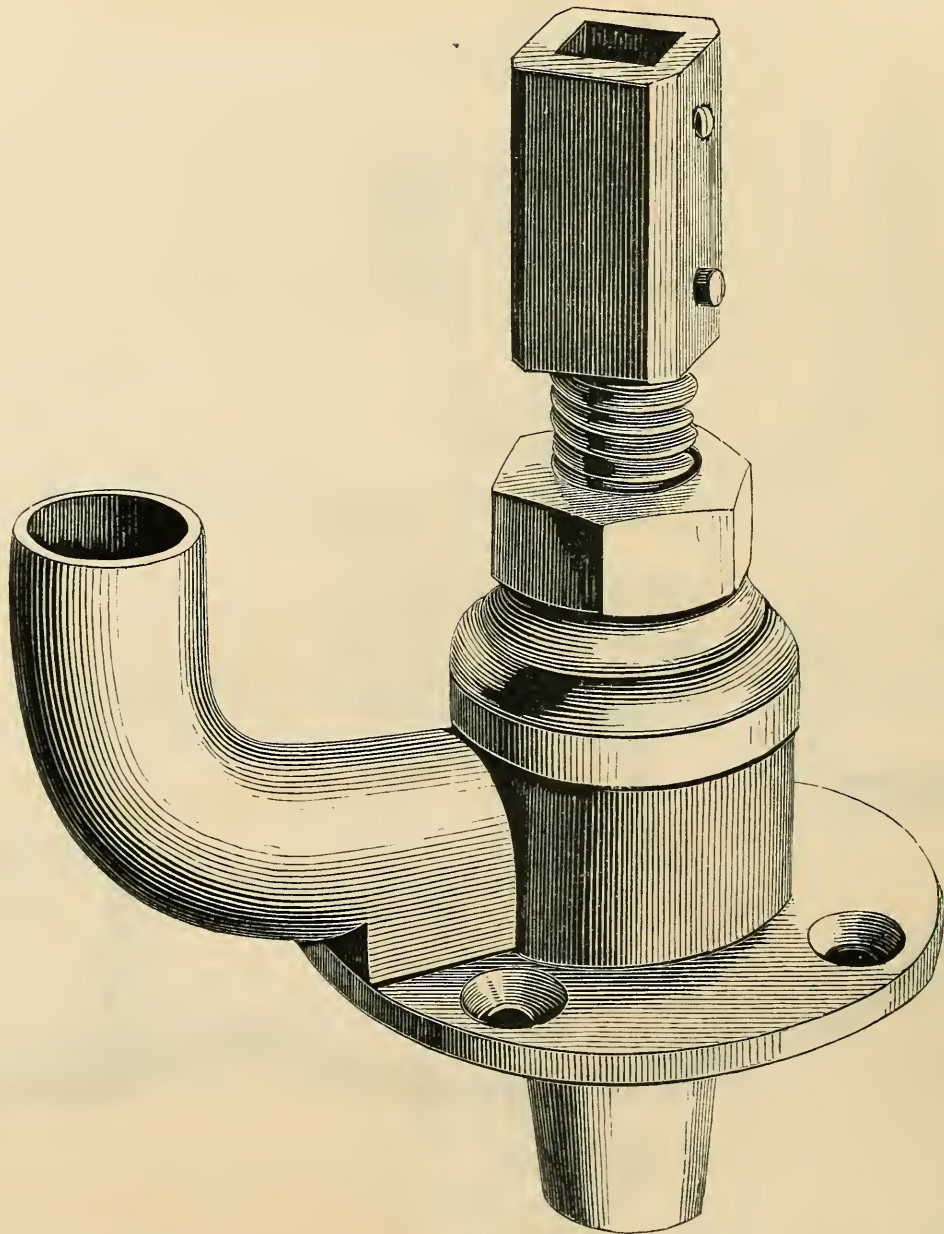


Rough.

Size, $\frac{1}{2}$, $\frac{5}{8}$, $\frac{3}{4}$ inch.

Compression Hydrant Cock.

FIG. 34.

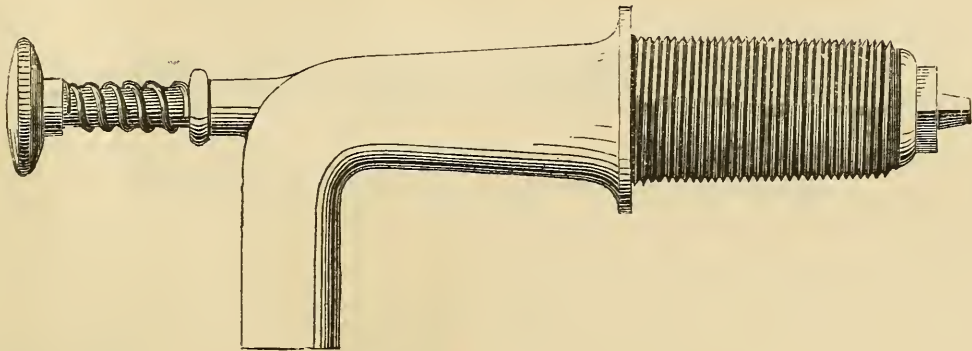


Rough.

Size, $\frac{5}{8}$ inch.

Self-closing Cistern Cock.

FIG. 35.

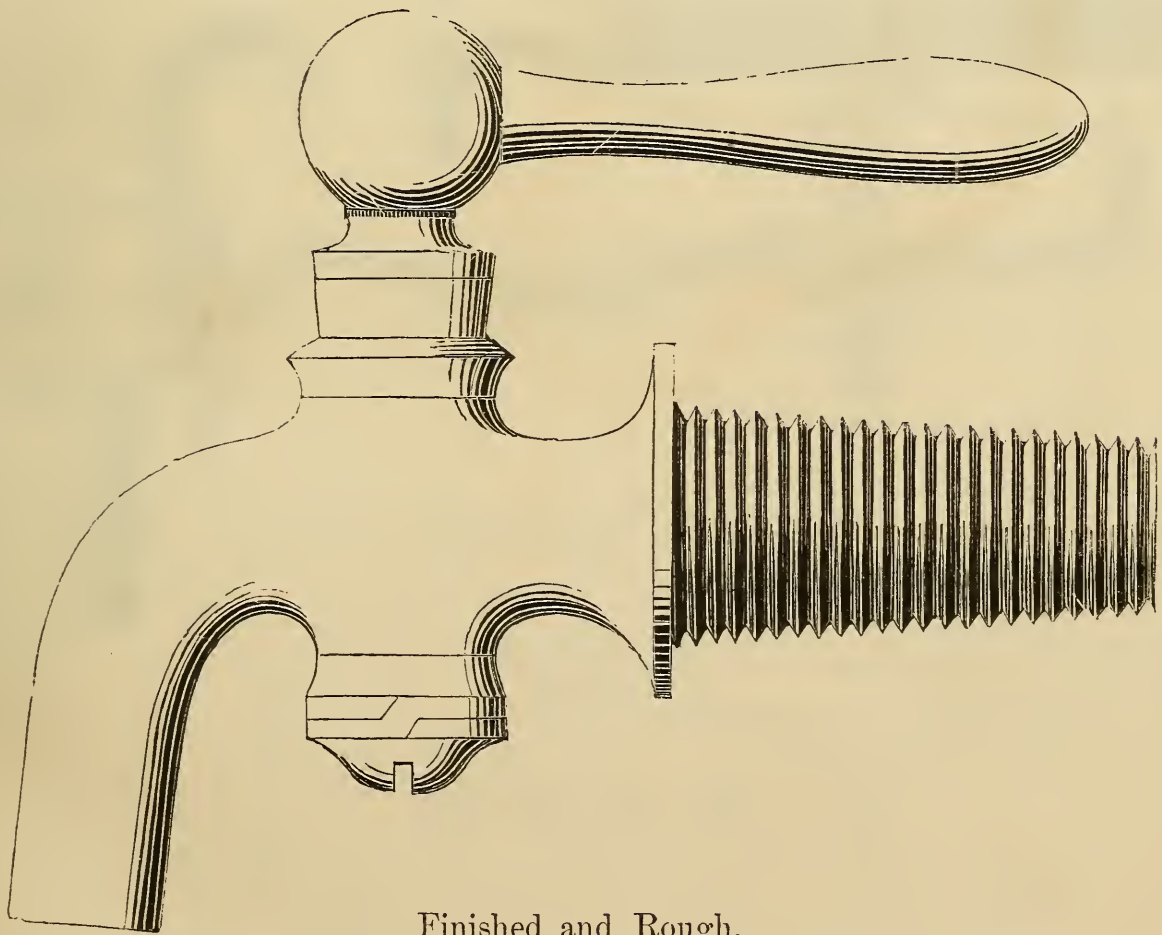


Finished and Plated.

Size, $\frac{3}{8}$, $\frac{1}{2}$, $\frac{5}{8}$, $\frac{3}{4}$, 1 inch.

Cistern Cock.

FIG. 36.




Finished and Rough.

Size, $\frac{1}{2}$, $\frac{5}{8}$, $\frac{3}{4}$, 1, $1\frac{1}{4}$, $1\frac{1}{2}$ inch.

HAYDEN, GERE & CO., NEW-YORK, AND HAYDENVILLE, MASS.

Cistern Cock—with Coupling.

FIG. 37.

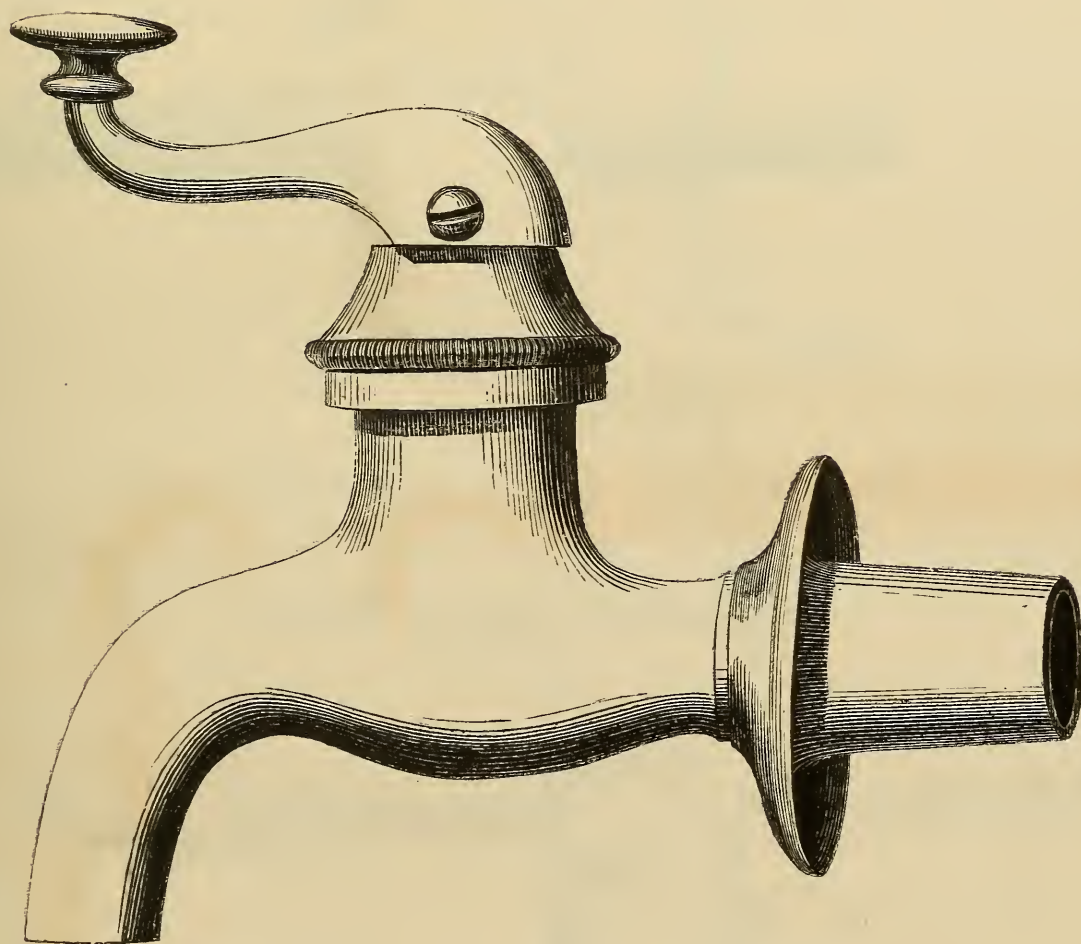


Rough.

Size, $\frac{1}{2}$, $\frac{5}{8}$, $\frac{3}{4}$, 1 inch.

Self-closing Cooler Cock.

FIG. 38.

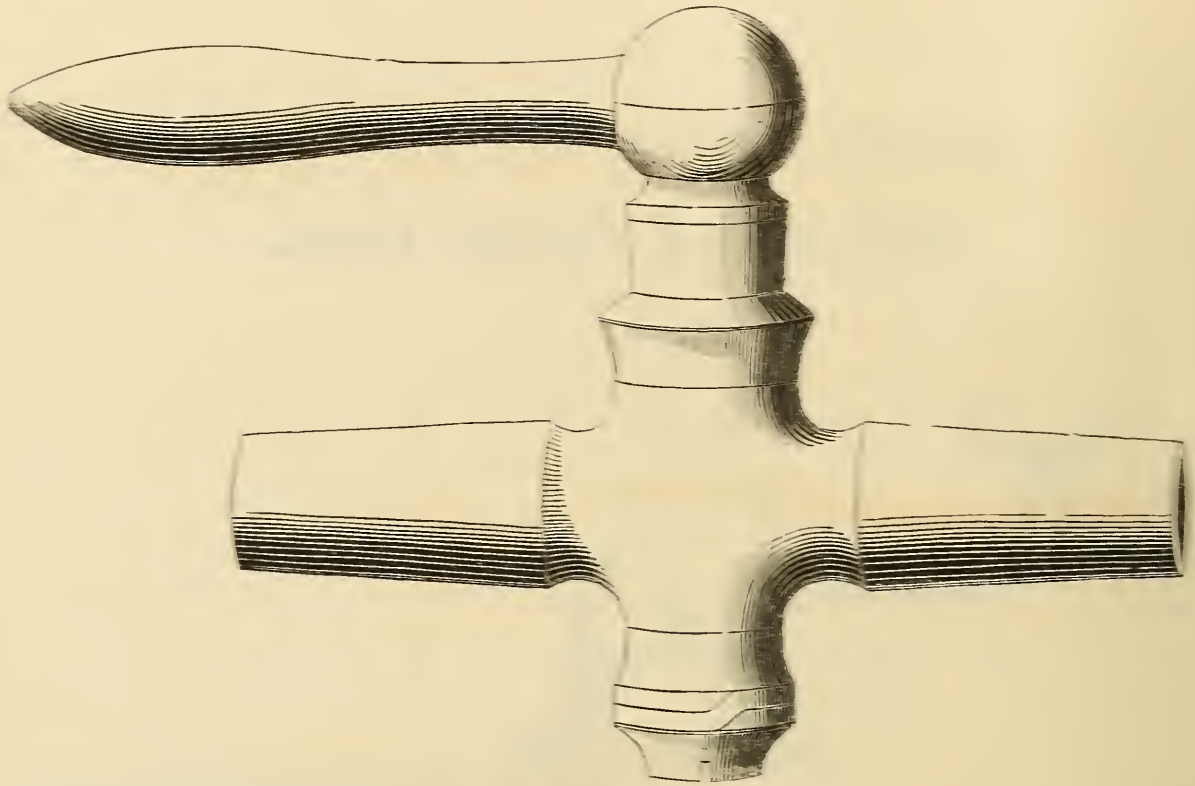


Finished and Plated.

Size, $\frac{3}{8}$, $\frac{1}{2}$ inch.

Plain Stop.

FIG. 39.

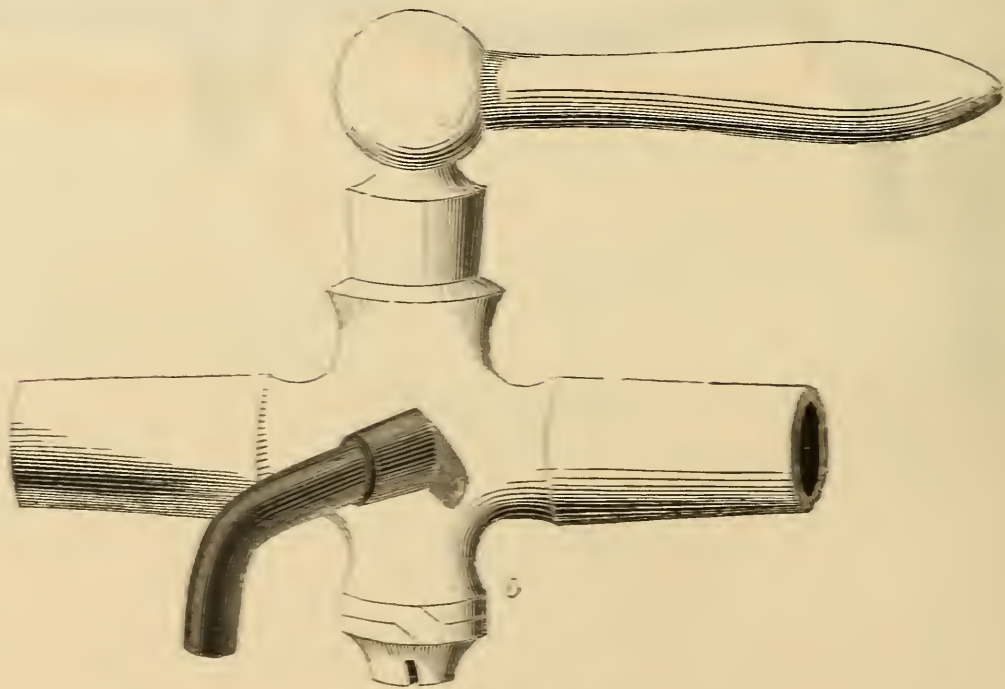


Finished and Plated.

Size, $\frac{1}{4}$, $\frac{3}{8}$, $\frac{1}{2}$, $\frac{2}{3}$, $\frac{3}{4}$, 1, $1\frac{1}{4}$, $1\frac{1}{2}$, $1\frac{3}{4}$, 2, $2\frac{1}{4}$, $2\frac{1}{2}$, 3 inch.

Shower Bath Cock.

FIG. 40.

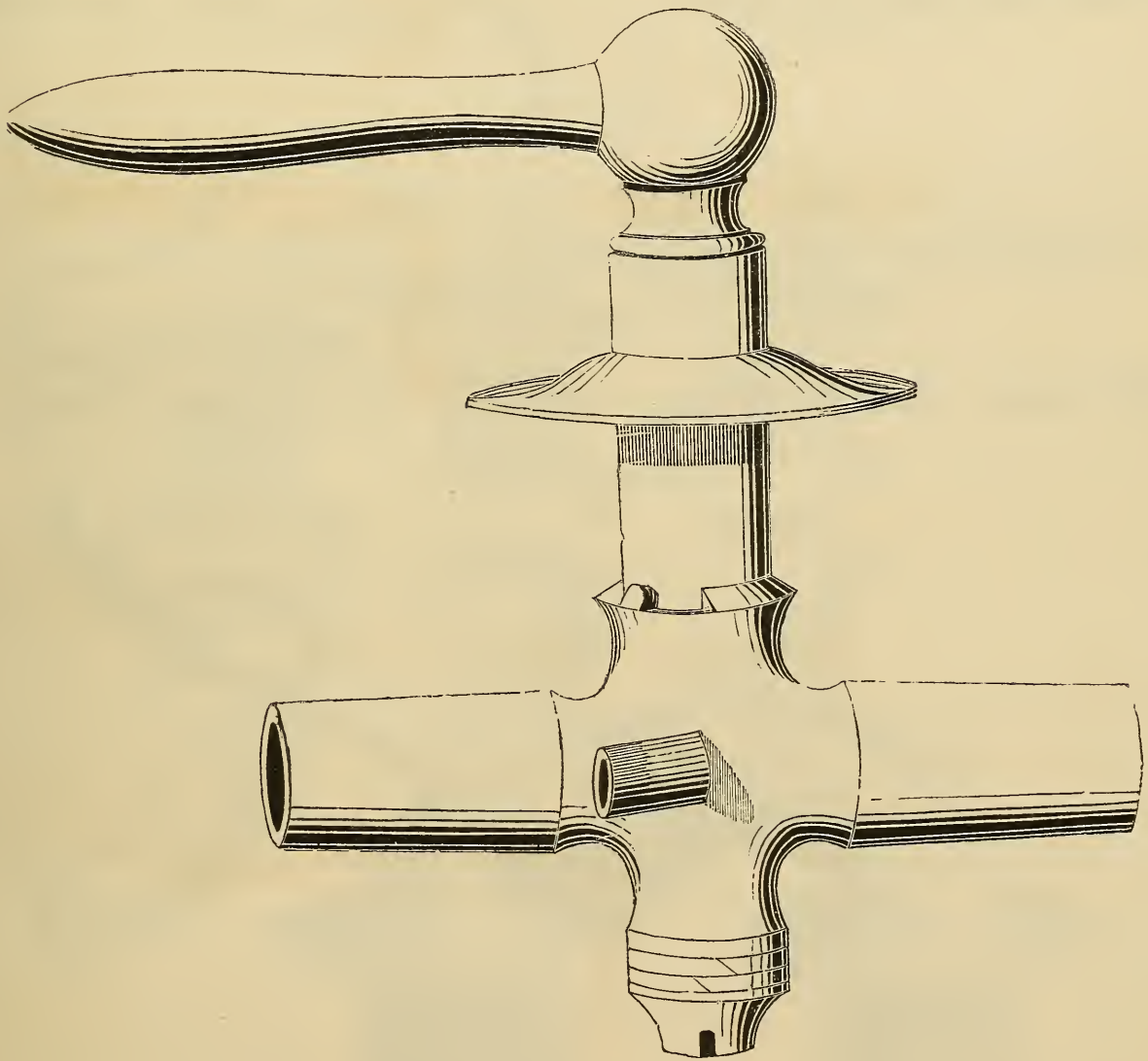


Finished and Plated.

Size, $\frac{1}{2}$, $\frac{3}{4}$, $\frac{1}{2}$, 1 inch.

Shower Stop—Flange and Handle.

FIG. 41.

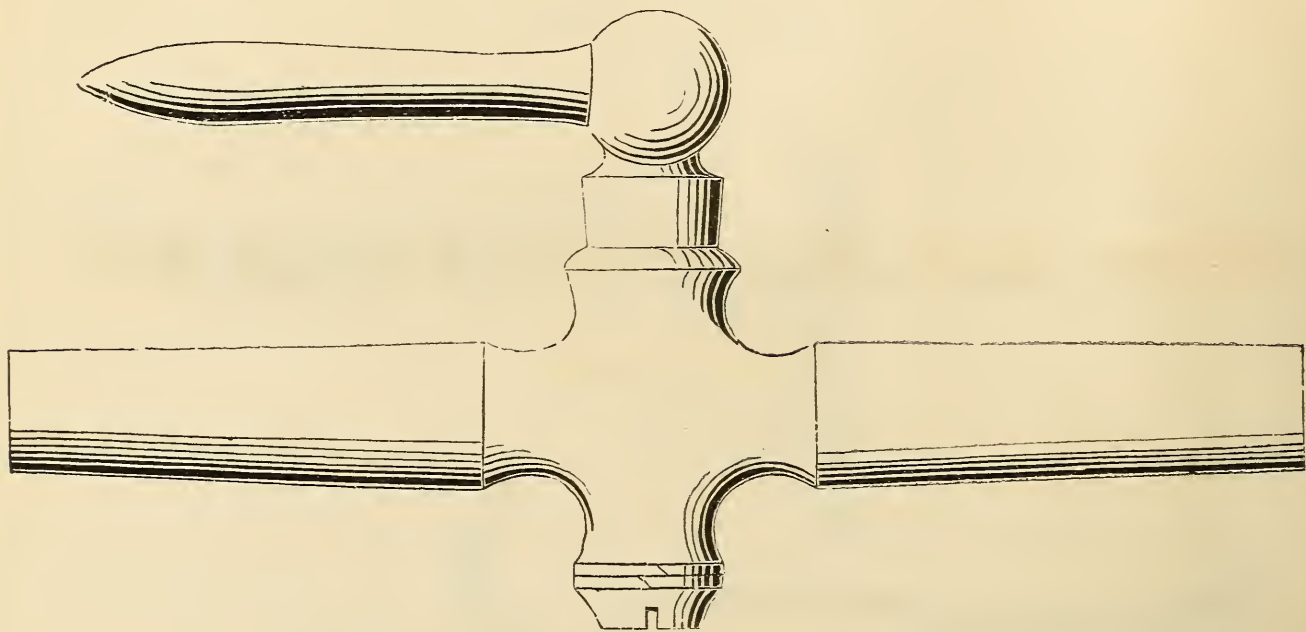


Rough—Finished and Plated Flange and Handle.

Size, $\frac{1}{2}$, $\frac{5}{8}$, $\frac{3}{4}$ inch.

Circulating Stop.

FIG. 42.

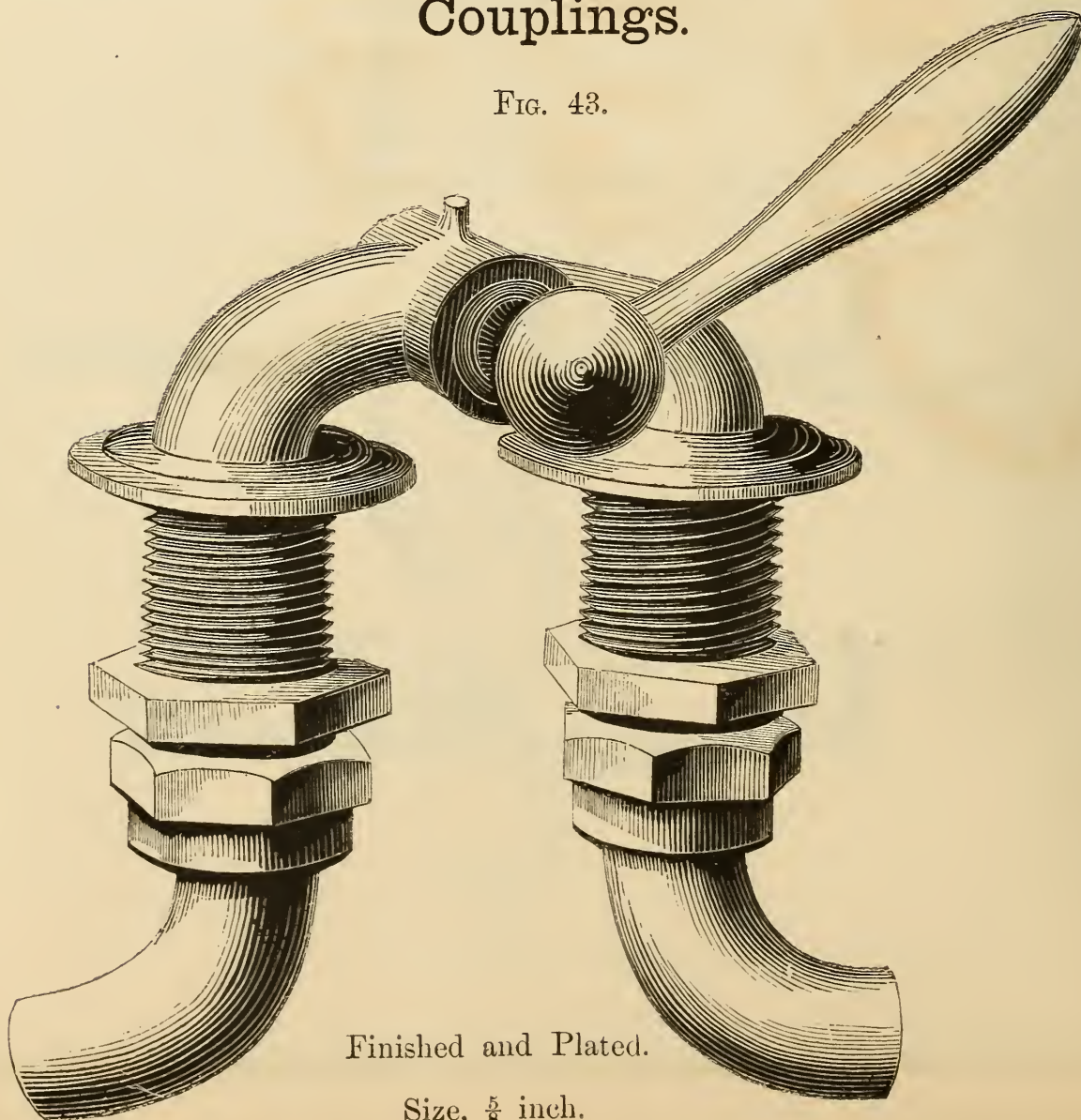


Finished and Plated.

Size, $\frac{1}{2}$, $\frac{5}{8}$, $\frac{3}{4}$ inch.

Shower Bath Stop—Single—Nut and Bent Couplings.

FIG. 43.

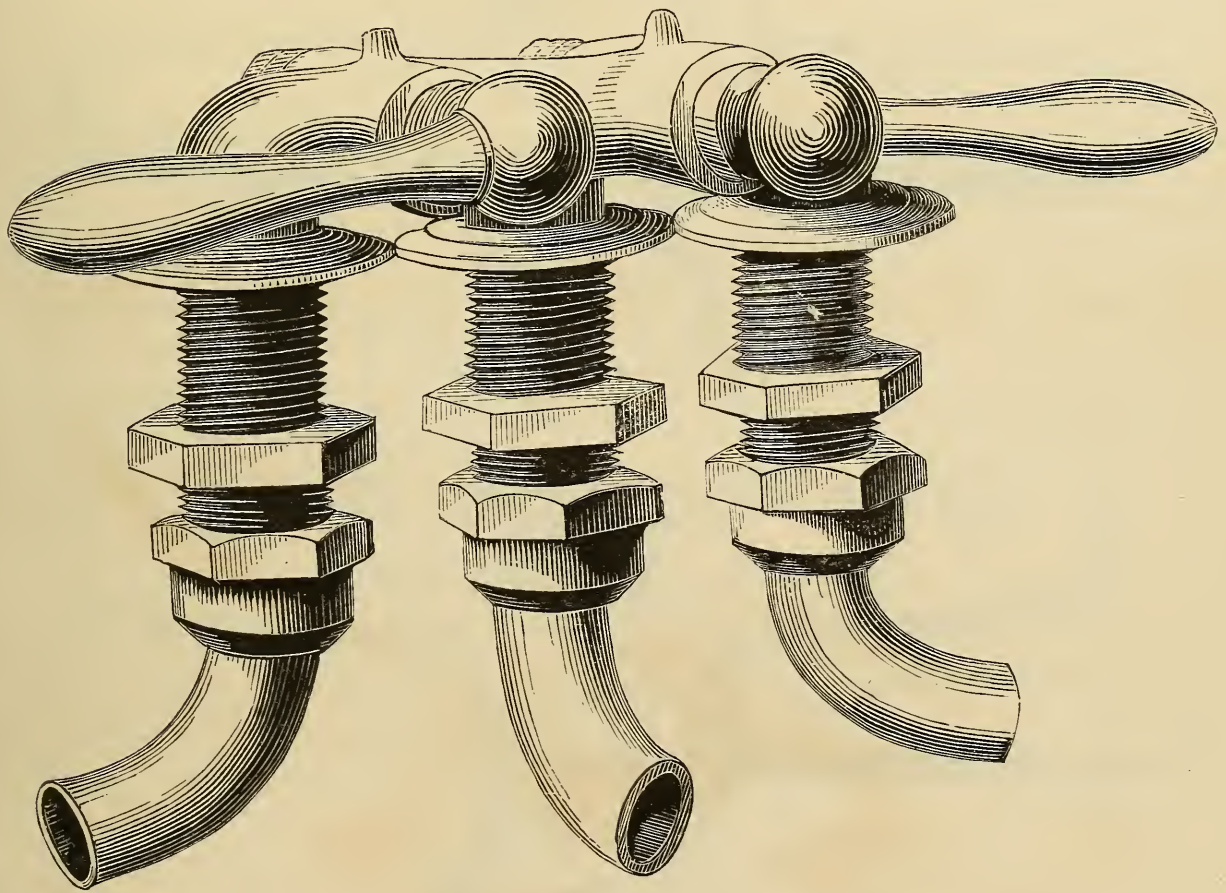


Finished and Plated.

Size, $\frac{5}{8}$ inch.

Shower Bath Stop—Double—Nut and Bent Couplings.

FIG. 44.



Finished and Plated.

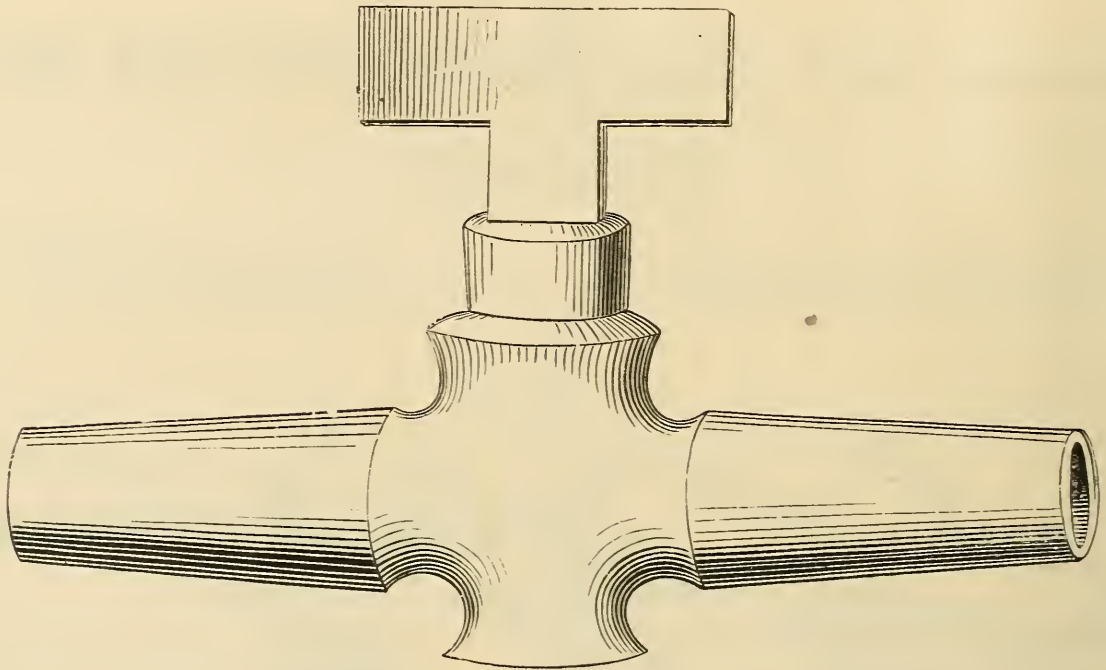
Size, $\frac{5}{8}$ inch.

HAYDEN, GERE & CO., NEW-YORK, AND HAYDENVILLE, MASS.

Rough Stop—T Handle, Rivet Bottom.

WITH OR WITHOUT WASTE.

FIG. 45.

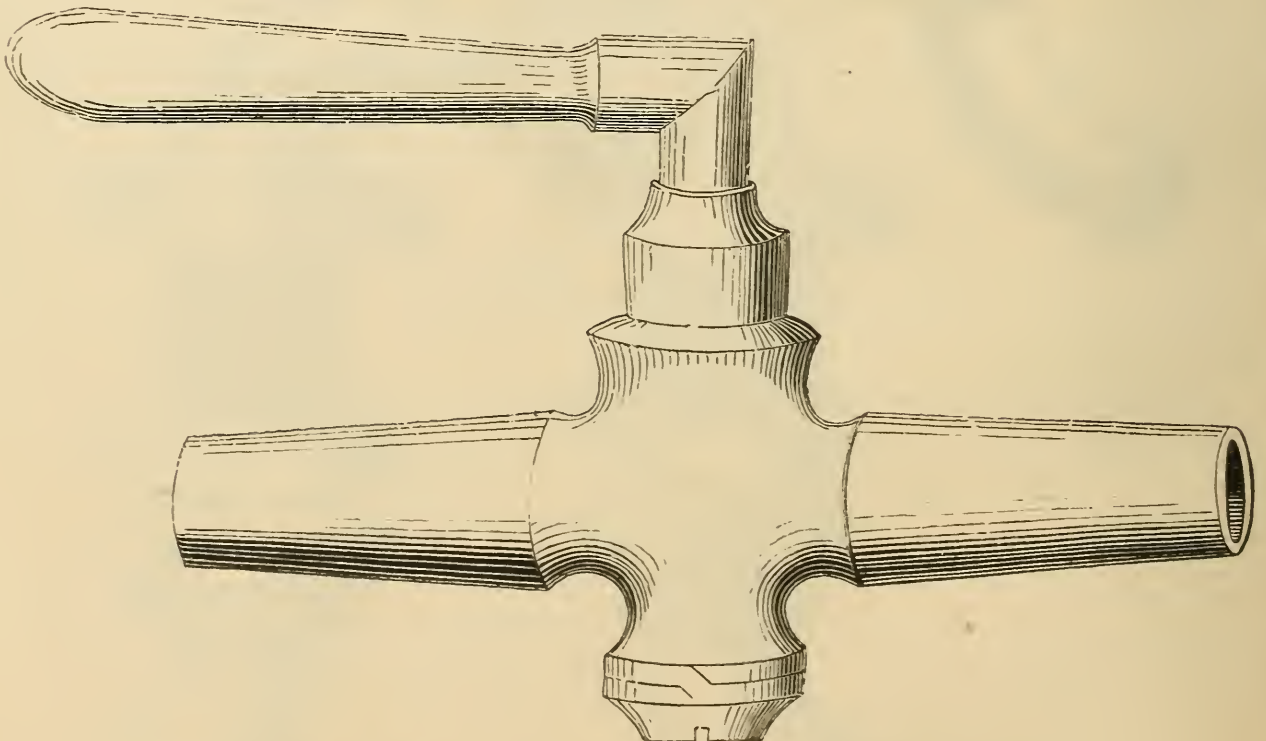


Size, $\frac{1}{4}$, $\frac{3}{8}$, $\frac{1}{2}$, $\frac{5}{8}$, $\frac{3}{4}$, 1, $1\frac{1}{4}$, $1\frac{1}{2}$ inch.

Rough Stop—Lever Handle.

WITH OR WITHOUT WASTE.

FIG. 46.

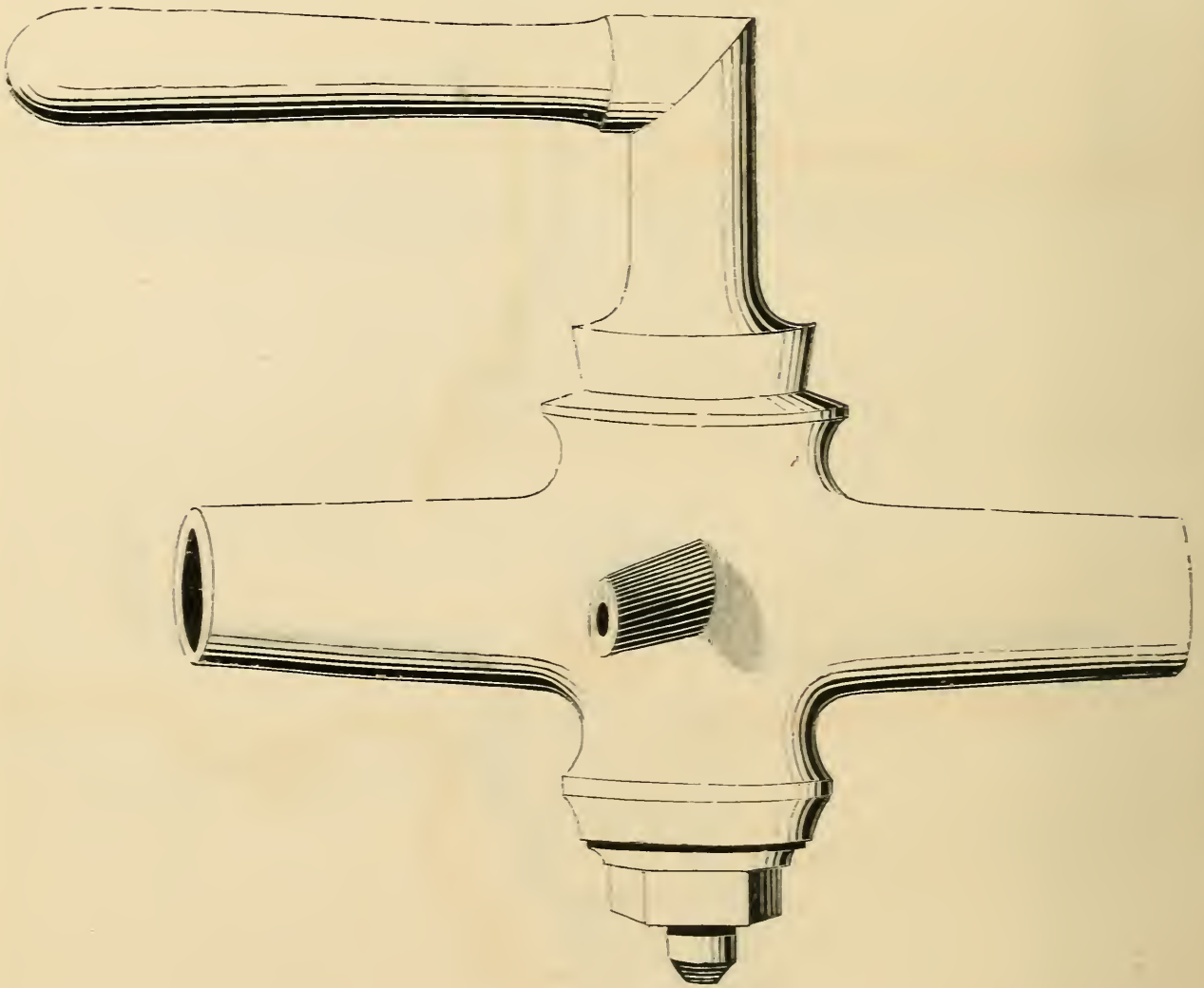


Size, $\frac{1}{4}$, $\frac{3}{8}$, $\frac{1}{2}$, $\frac{5}{8}$, $\frac{3}{4}$, 1, $1\frac{1}{4}$, $1\frac{1}{2}$, $1\frac{3}{4}$, 2, $2\frac{1}{4}$, $2\frac{1}{2}$, 3, $3\frac{1}{2}$, 4 inch.

Rough Stop—Lever Handle, Round Way.

WITH OR WITHOUT WASTE.

FIG. 48

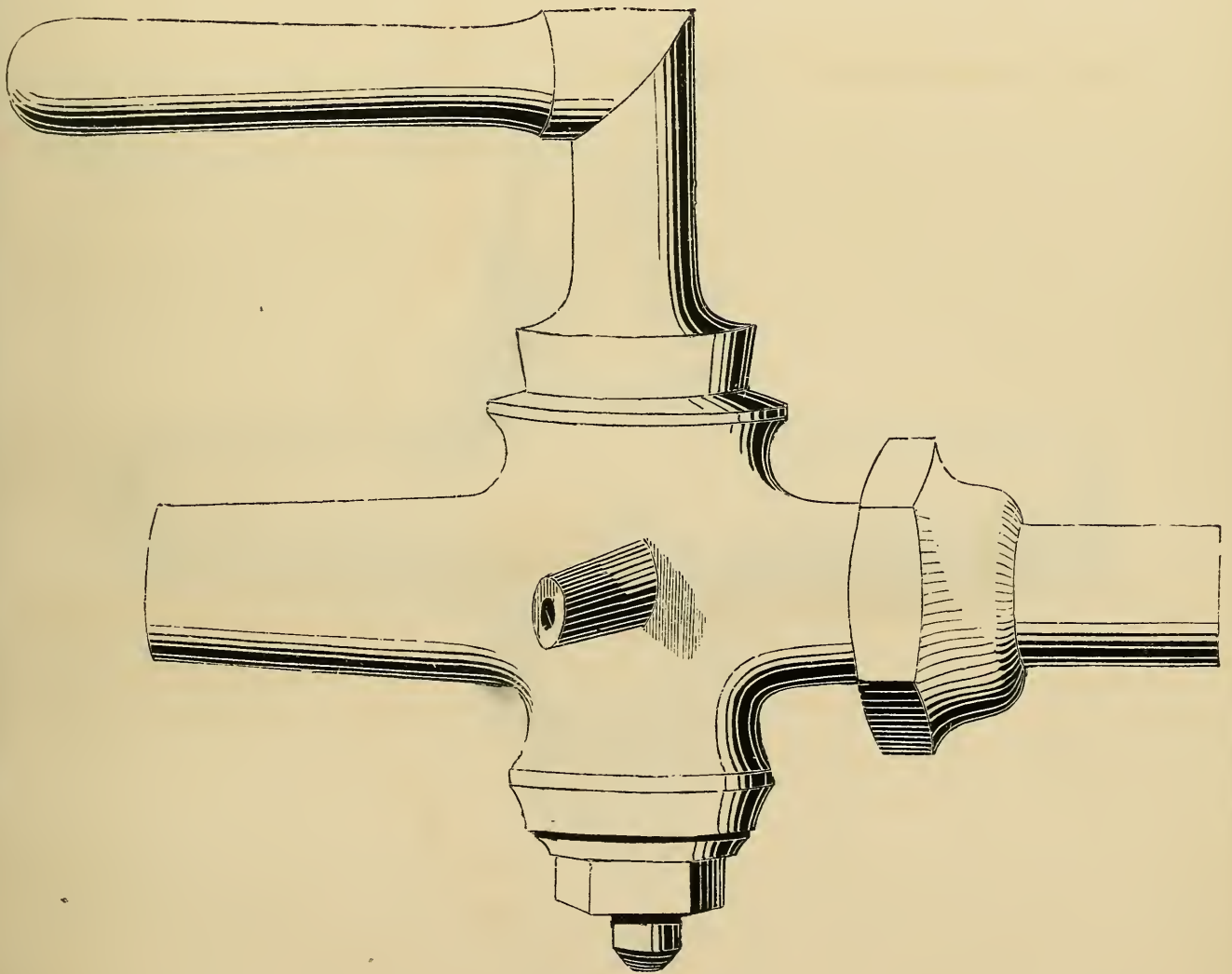


Size, $\frac{3}{8}$, $\frac{1}{2}$, $\frac{5}{8}$, $\frac{3}{4}$, 1, $1\frac{1}{4}$, $1\frac{1}{2}$, $1\frac{3}{4}$, 2, $2\frac{1}{2}$ inch.

Rough Stop—Lever Handle, Round Way— with Coupling.

WITH OR WITHOUT WASTE.

FIG. 49.



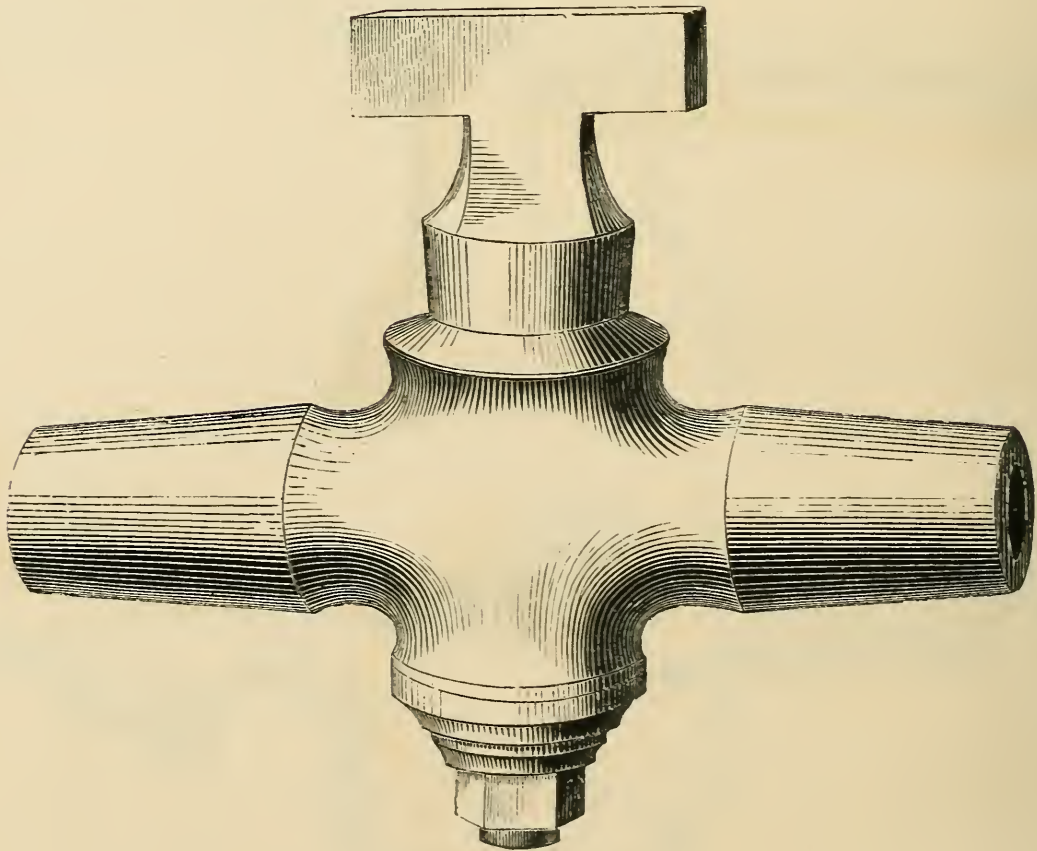
Size, $\frac{1}{2}$, $\frac{5}{8}$, $\frac{3}{4}$, 1, $1\frac{1}{4}$, $1\frac{1}{2}$ inch.

HAYDEN, GERE & CO., NEW-YORK, AND HAYDENVILLE, MASS.

Brooklyn Rough Stop-T Handle.

WITH OR WITHOUT WASTE.

FIG. 50.

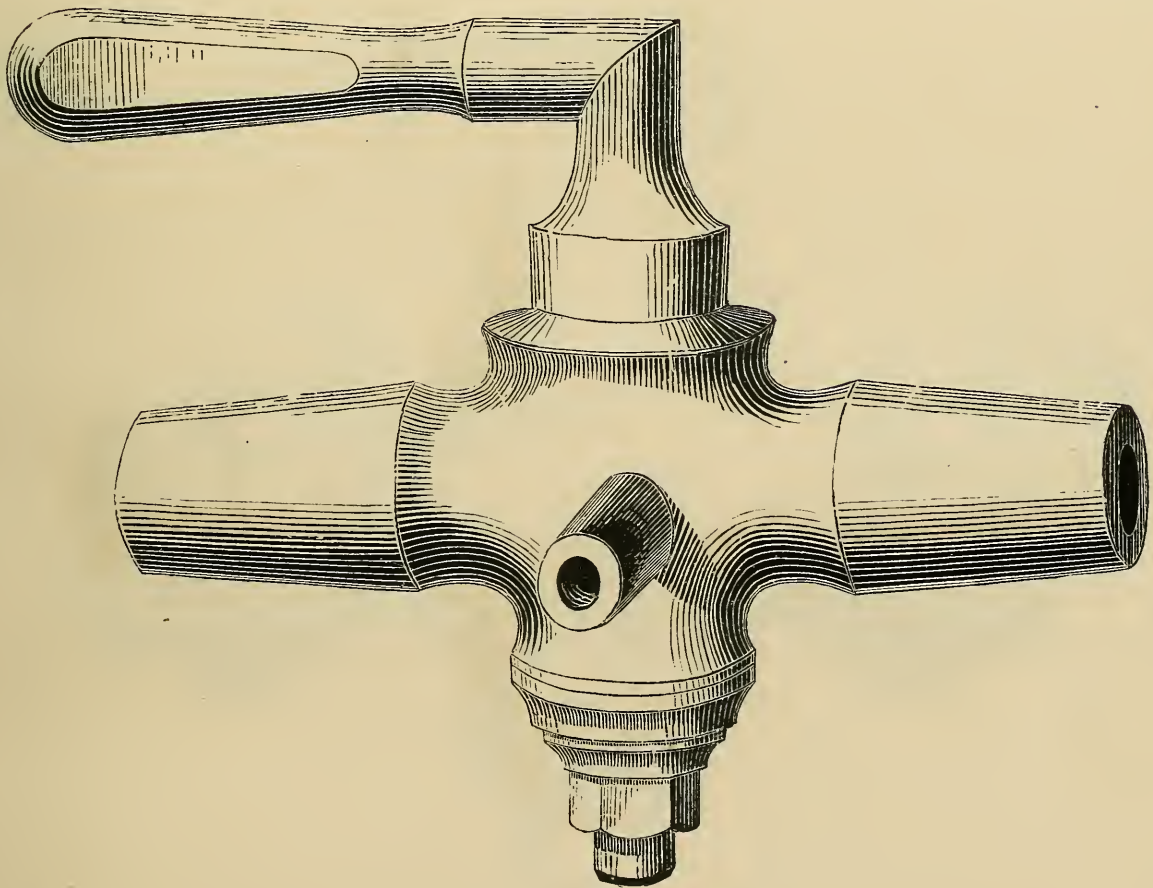


Size, $\frac{1}{2}$ inch

Brooklyn Rough Stop-Lever Handle.

WITH OR WITHOUT WASTE.

FIG. 51.



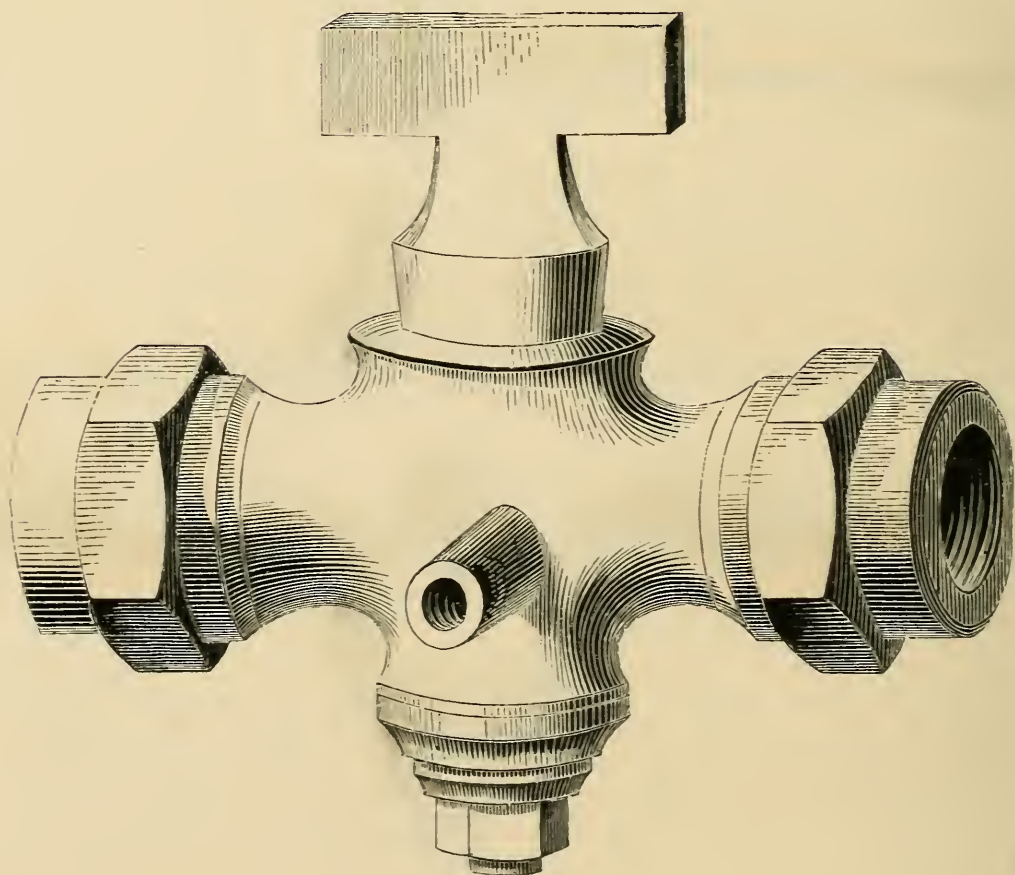
Size, $\frac{1}{2}$ inch.

HAYDEN, GERE & CO., NEW-YORK, AND HAYDENVILLE, MASS.

Brooklyn Rough Stop—T Handle—Screwed
for Iron Pipe.

WITH OR WITHOUT WASTE.

FIG. 52.

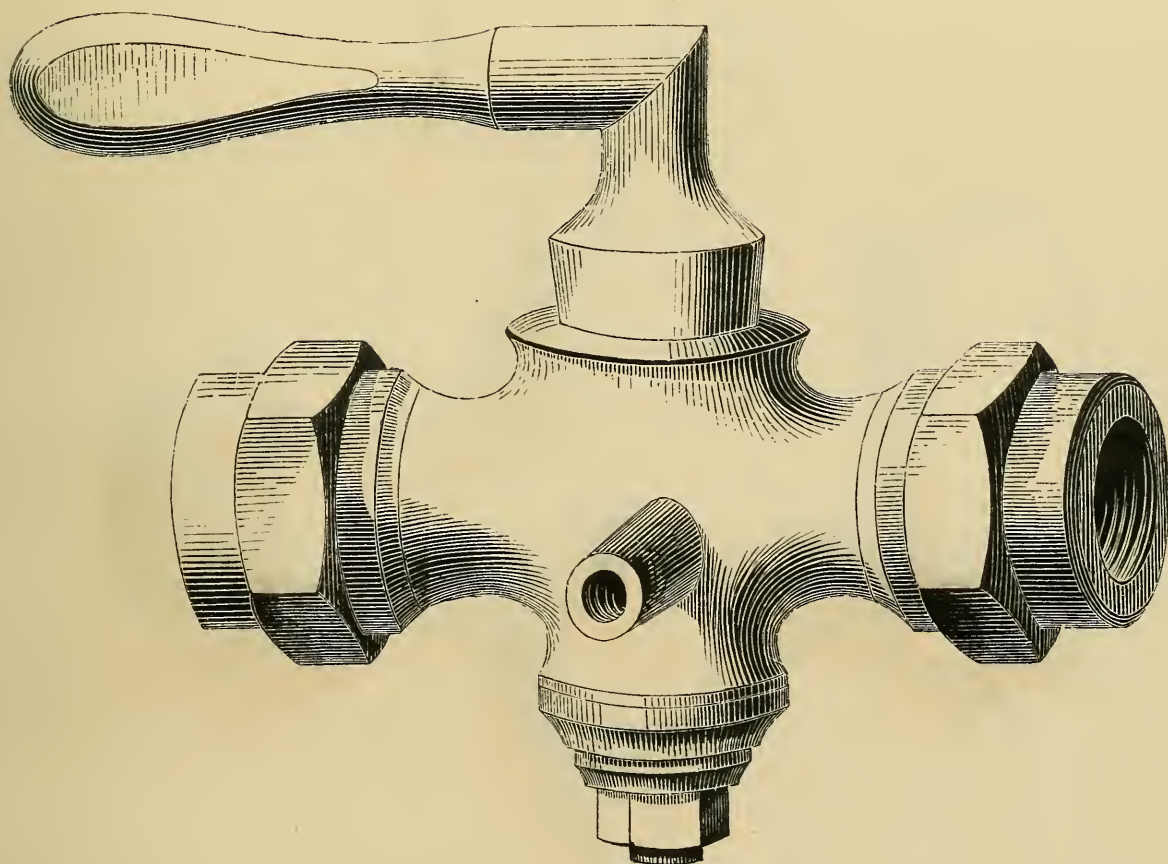


Size, $\frac{1}{2}$ inch.

Brooklyn Rough Stop—Lever Handle— Screwed for Iron Pipe.

WITH OR WITHOUT WASTE.

FIG. 53.

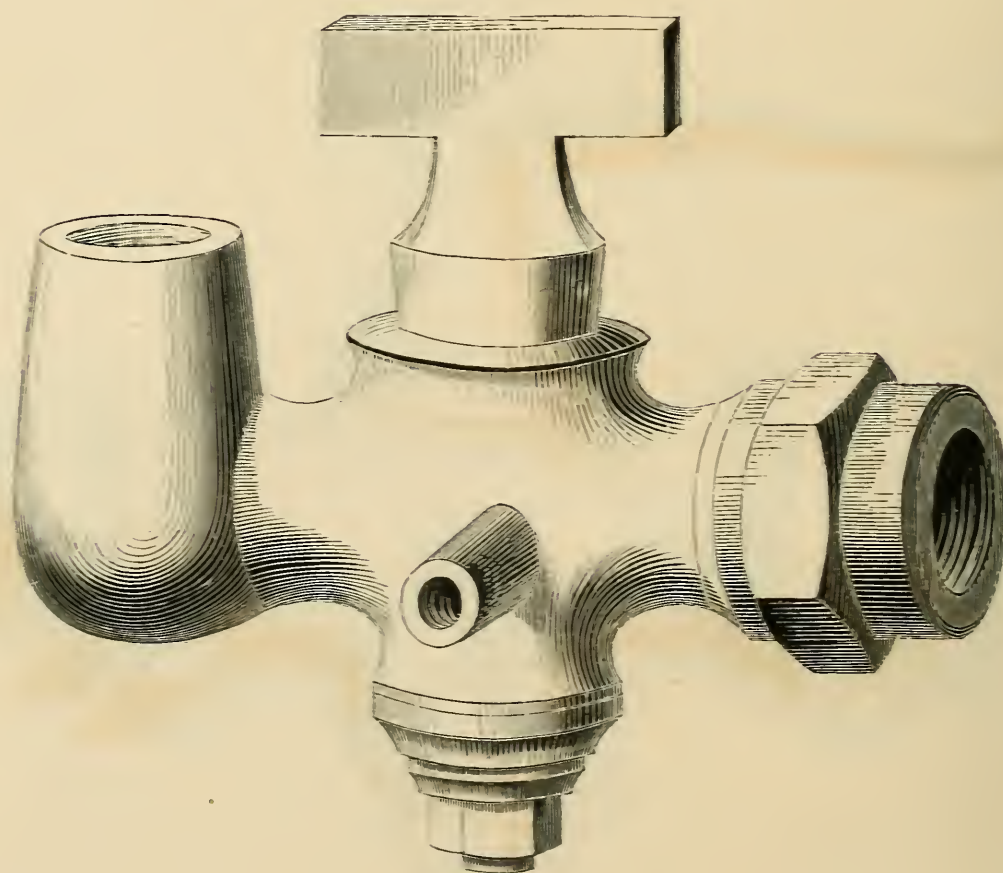


Size, $\frac{1}{2}$ inch.

Brooklyn Rough Angle Stop-T Handle—
Screwed for Iron Pipe.

WITH OR WITHOUT WASTE.

FIG. 54.

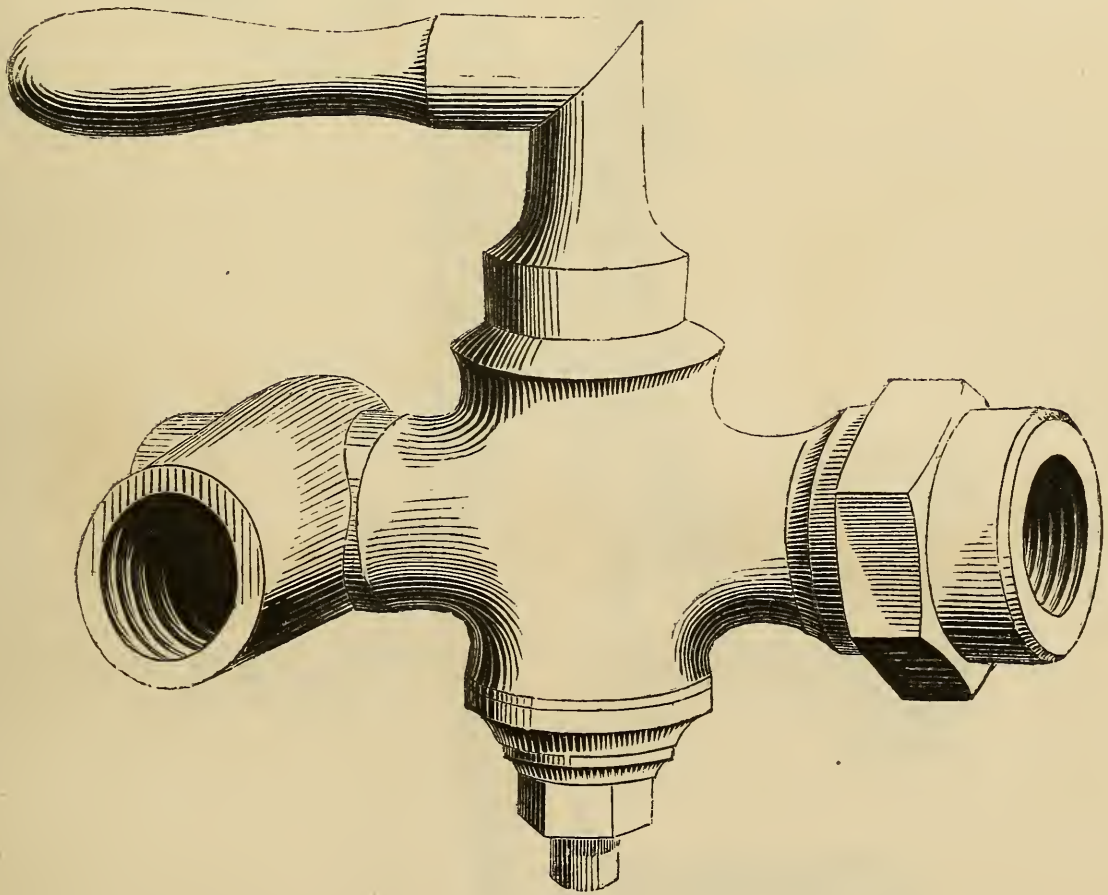


Size, $\frac{1}{2}$ inch.

Brooklyn Rough Angle Stop—Lever Handle— Screwed for Iron Pipe.

WITH OR WITHOUT WASTE.

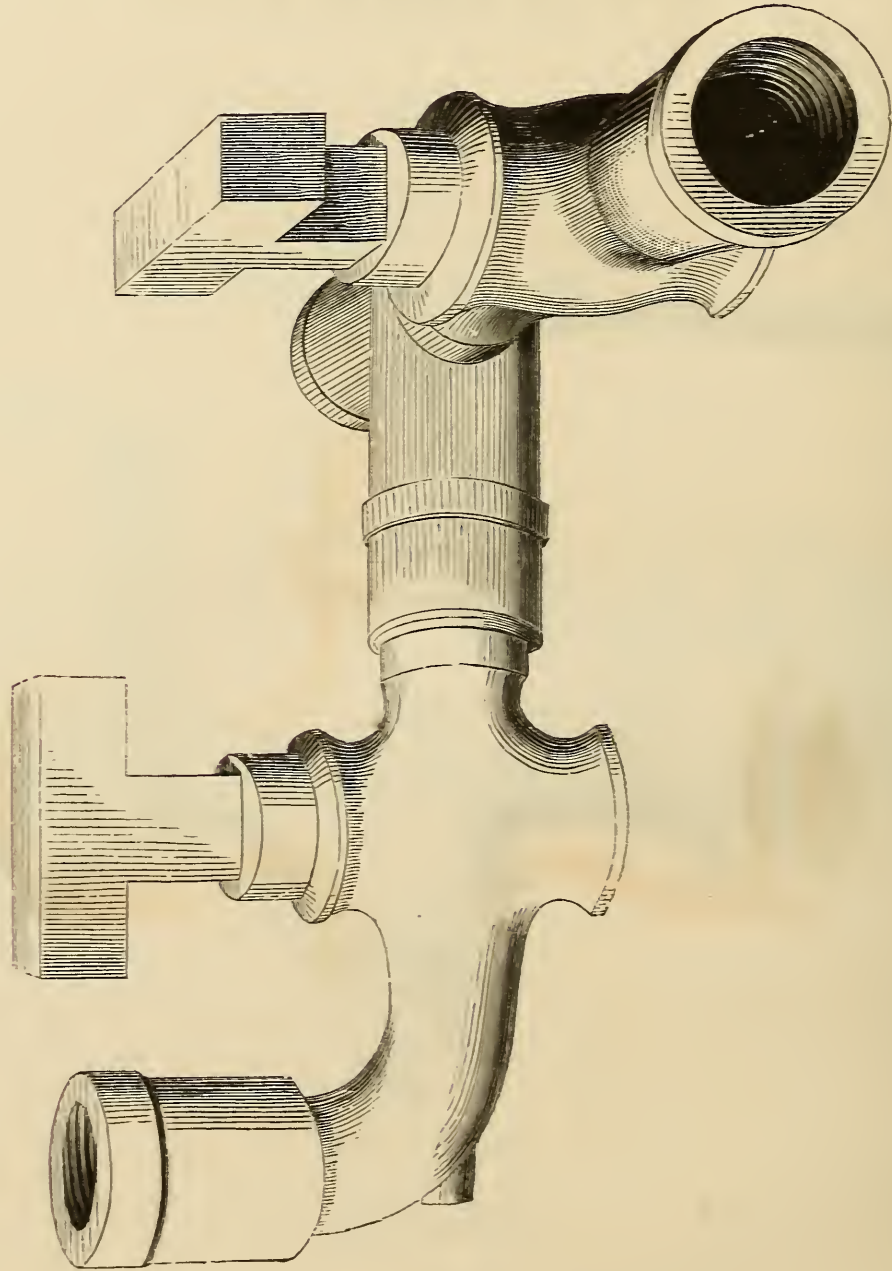
FIG. 55.



Size, $\frac{1}{2}$ inch.

Double-Street Washer Cock—Screwed for
Iron Pipe.

FIG. 56.

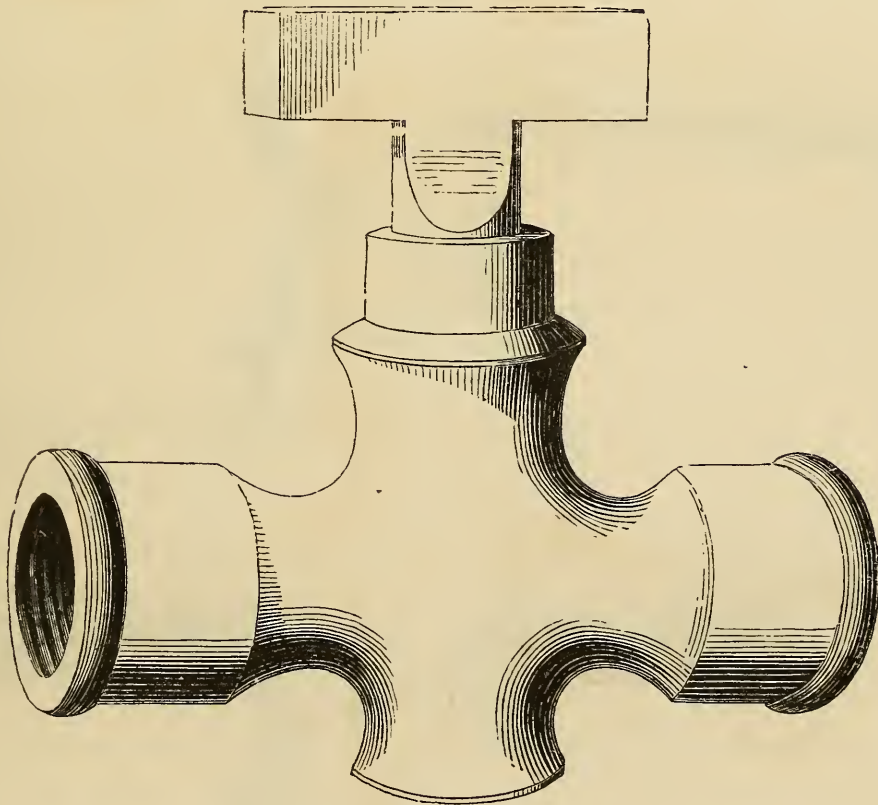


Size, $\frac{1}{2}$ inch.

Rough Stop—T Handle, Rivet Bottom—
Screwed for Iron Pipe.

WITH OR WITHOUT WASTE.

FIG. 57.

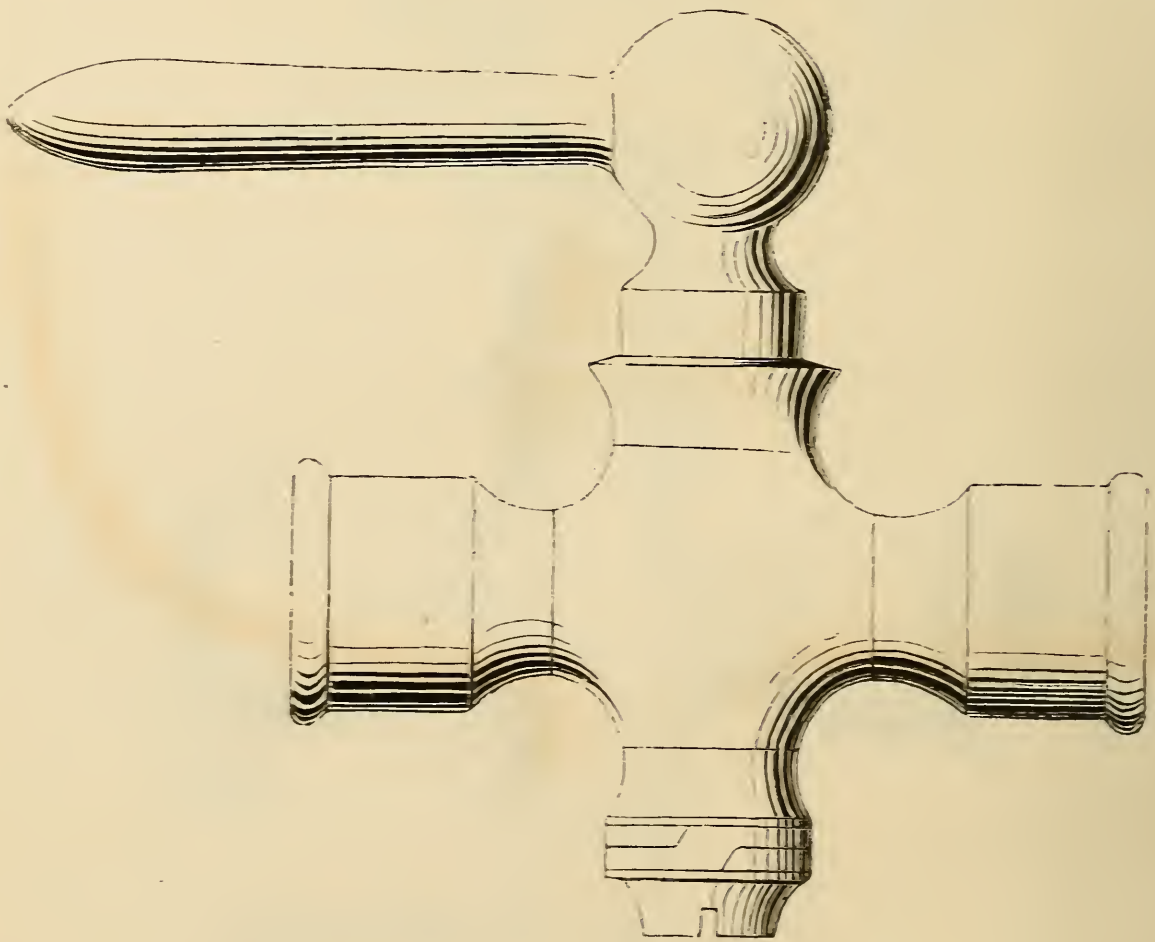


Size, $\frac{1}{4}$, $\frac{3}{8}$, $\frac{1}{2}$, $\frac{5}{8}$, $\frac{3}{4}$, 1 inch.

Rough Stop-Lever Handle-Screwed for Iron Pipe.

WITH OR WITHOUT WASTE.

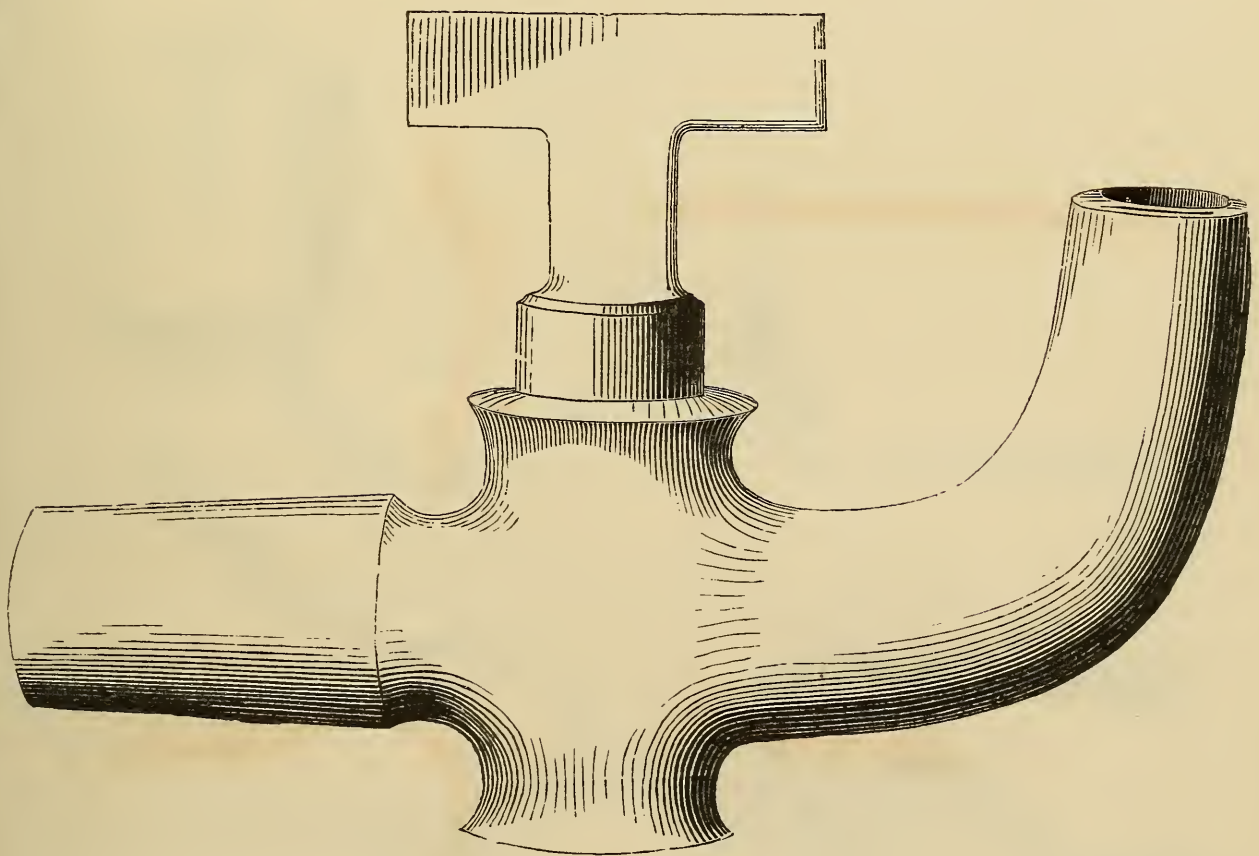
FIG. 58.



Size, $\frac{1}{4}$, $\frac{3}{8}$, $\frac{1}{2}$, $\frac{5}{8}$, $\frac{3}{4}$, 1, $1\frac{1}{4}$, $1\frac{1}{2}$, 2 inch.

Hydrant Cock.

FIG. 59.



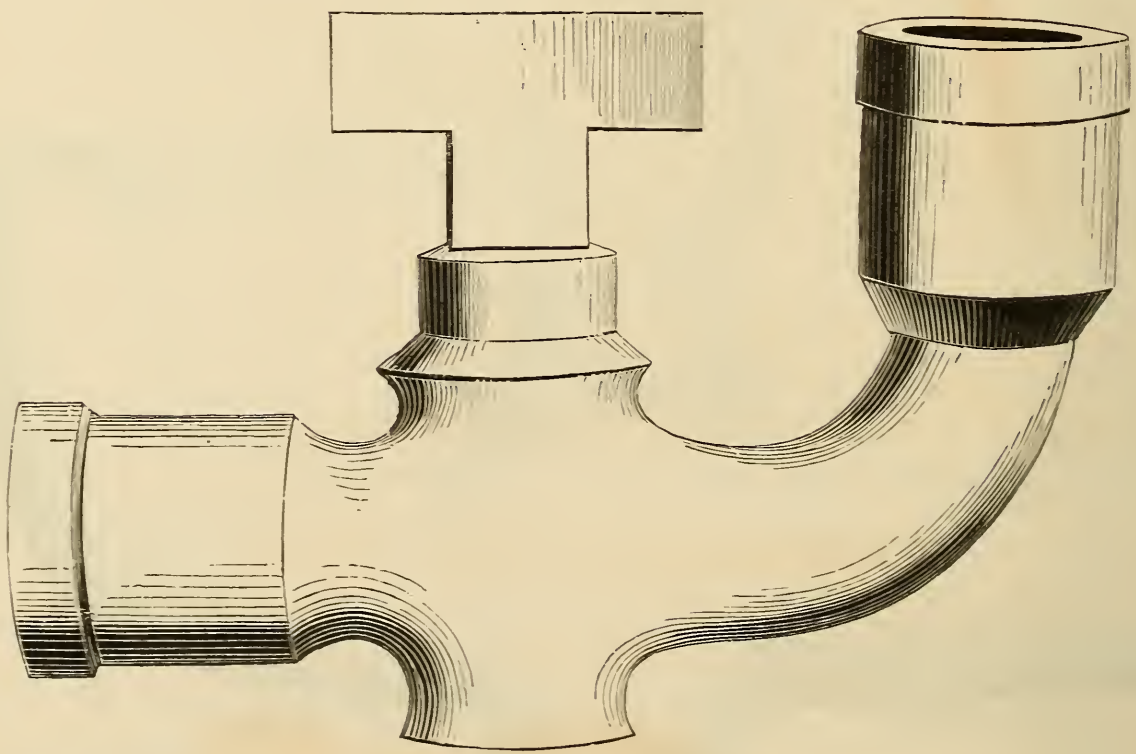
Rough.

Size, $\frac{1}{2}$, $\frac{5}{8}$, $\frac{3}{4}$, 1 inch.

HAYDEN, GERE & CO., NEW-YORK, AND HAYDENVILLE, MASS.

Hydrant Cock—Screwed for Iron Pipe.

FIG. 60.

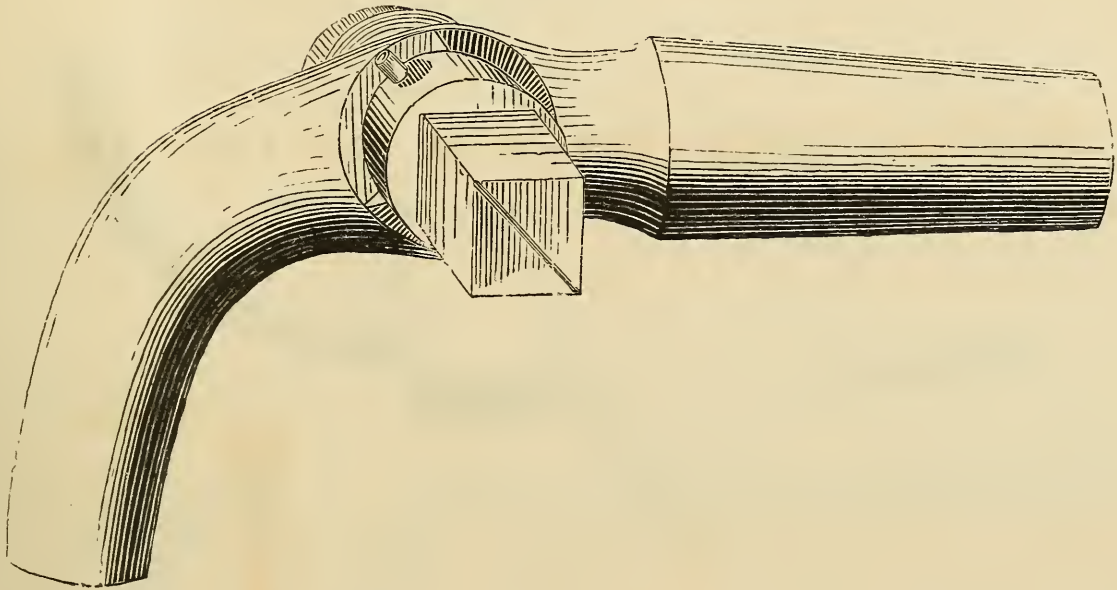


Rough.

Size, $\frac{1}{2}$, $\frac{5}{8}$, $\frac{3}{4}$, 1 inch.

Ball Cock.

FIG. 61.

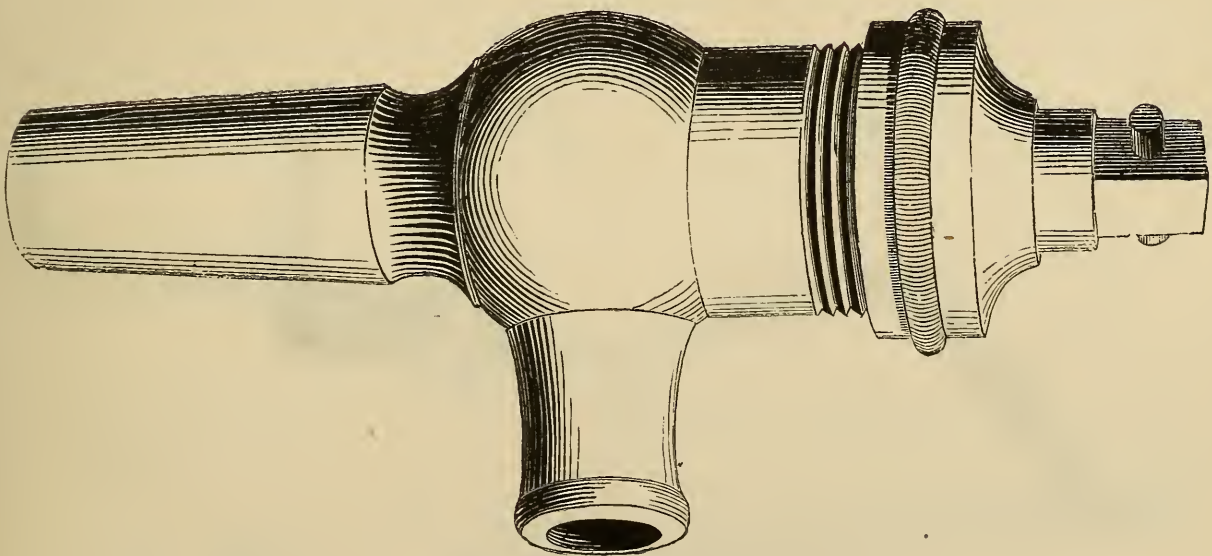


Rough.

Size, $\frac{3}{8}$, $\frac{1}{2}$, $\frac{5}{8}$, $\frac{3}{4}$, 1, $1\frac{1}{4}$ inch.

Compression Ball Cock.

FIG. 62.

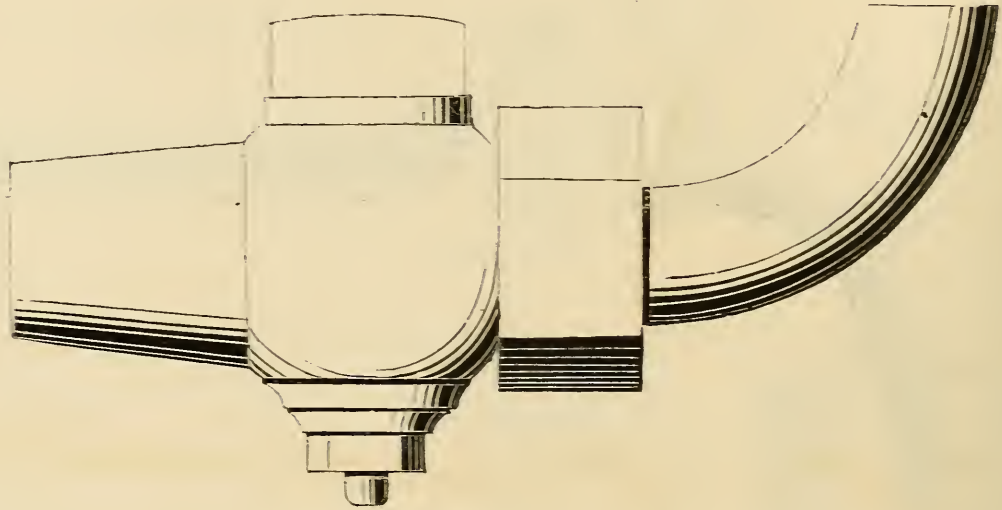


Rough.

Size, $\frac{3}{8}$, $\frac{1}{2}$, $\frac{5}{8}$, $\frac{3}{4}$, 1 inch.

Corporation Stop, for Cement Pipe.

FIG. 63.

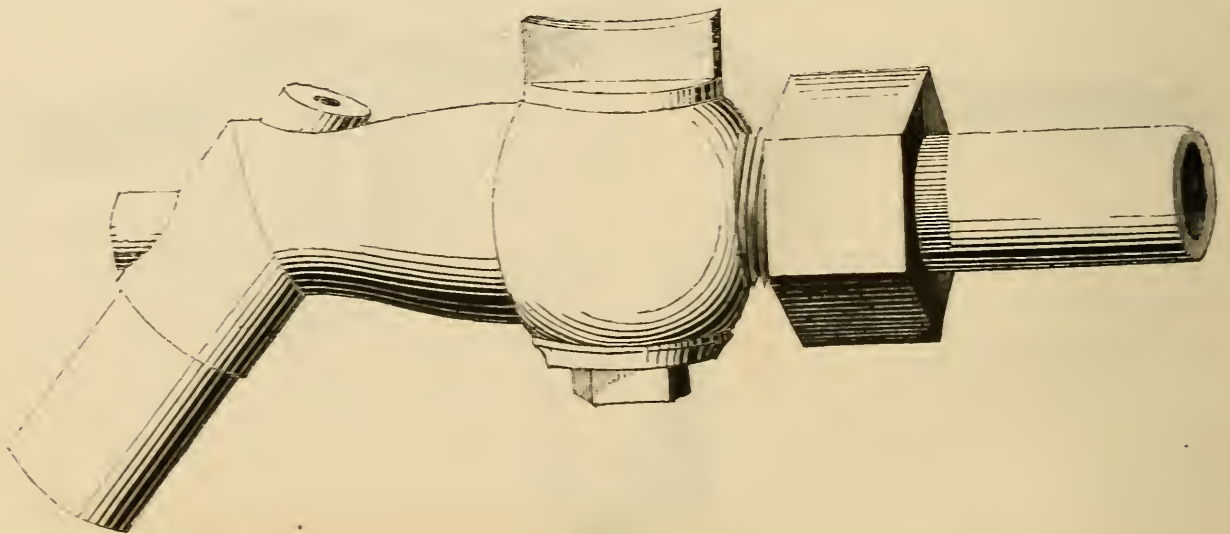


Rough.

Size, $\frac{3}{8}$, $\frac{1}{2}$, $\frac{5}{8}$, $\frac{3}{4}$, 1, $1\frac{1}{4}$ inch.

Corporation Stop, for Iron Pipe.

FIG. 64.

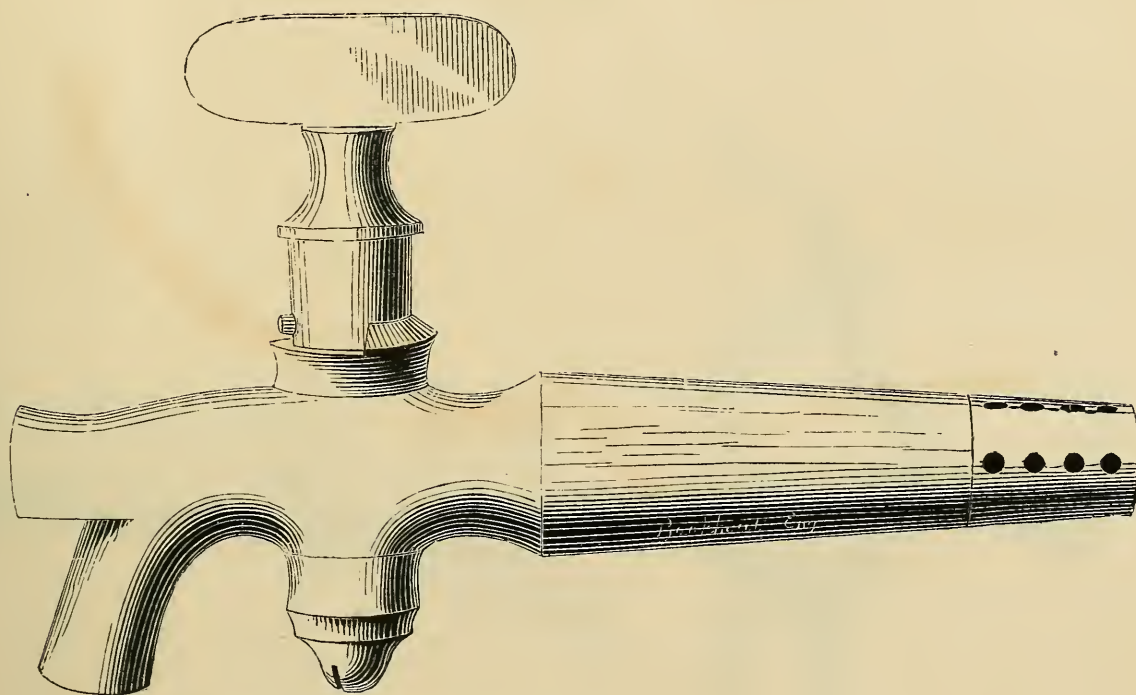


Rough.

Size, $\frac{3}{8}$, $\frac{1}{2}$, $\frac{5}{8}$, $\frac{3}{4}$, 1, $1\frac{1}{4}$ inch.

Ale Cock.

FIG. 65.

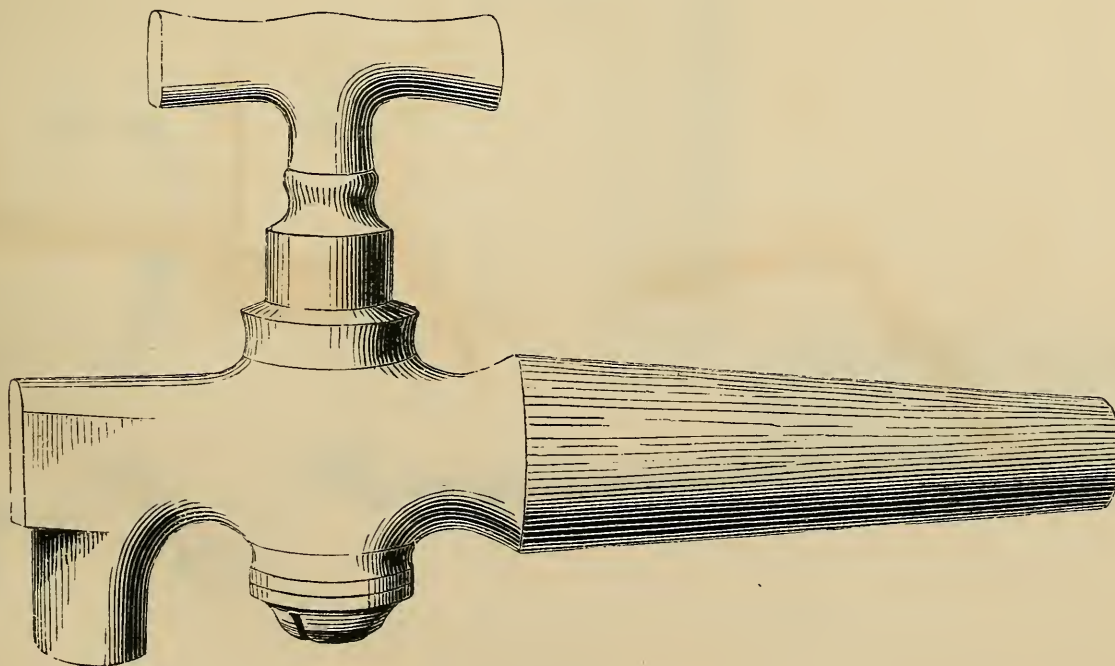


Finished.

Size, $\frac{1}{2}$, $\frac{5}{8}$, $\frac{3}{4}$ inch.

Lager Beer Cock—Short.

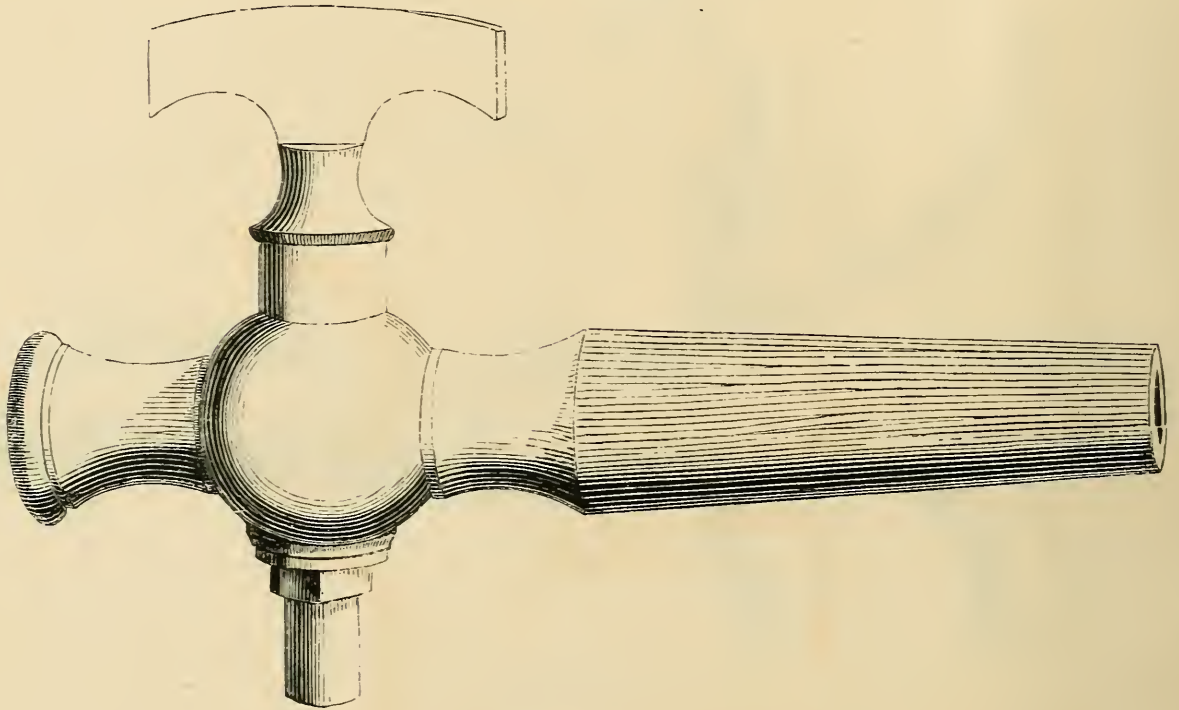
FIG. 66.



Finished.

Lager Beer Cock—California Pattern.

FIG. 67.

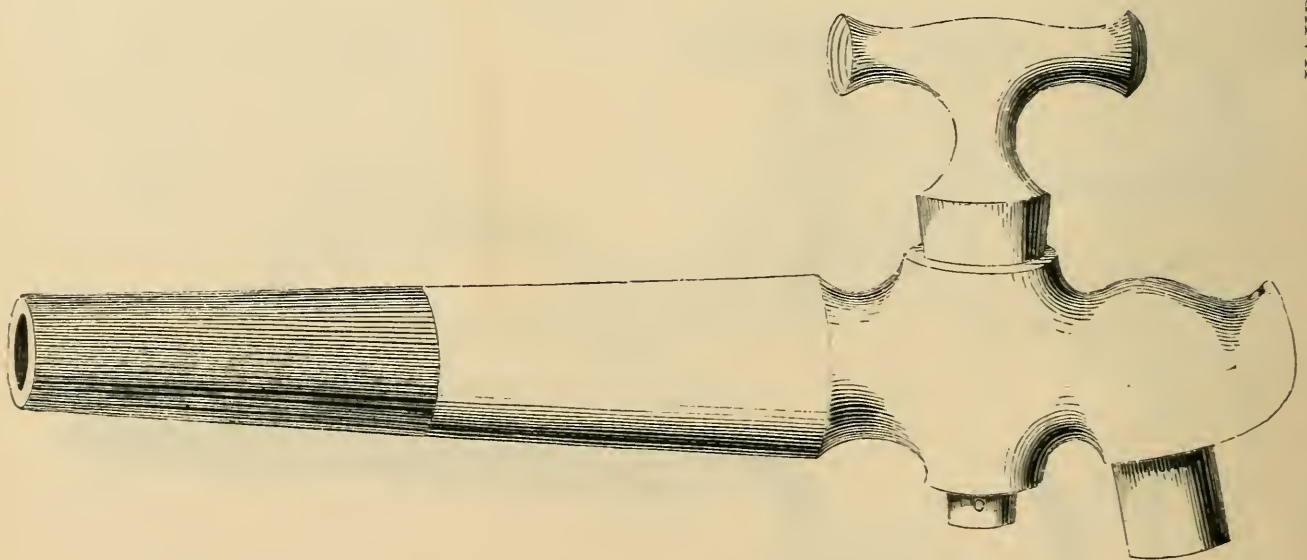


Finished.

~~~~~

# Lager Beer Cooler Cock.

FIG. 68.



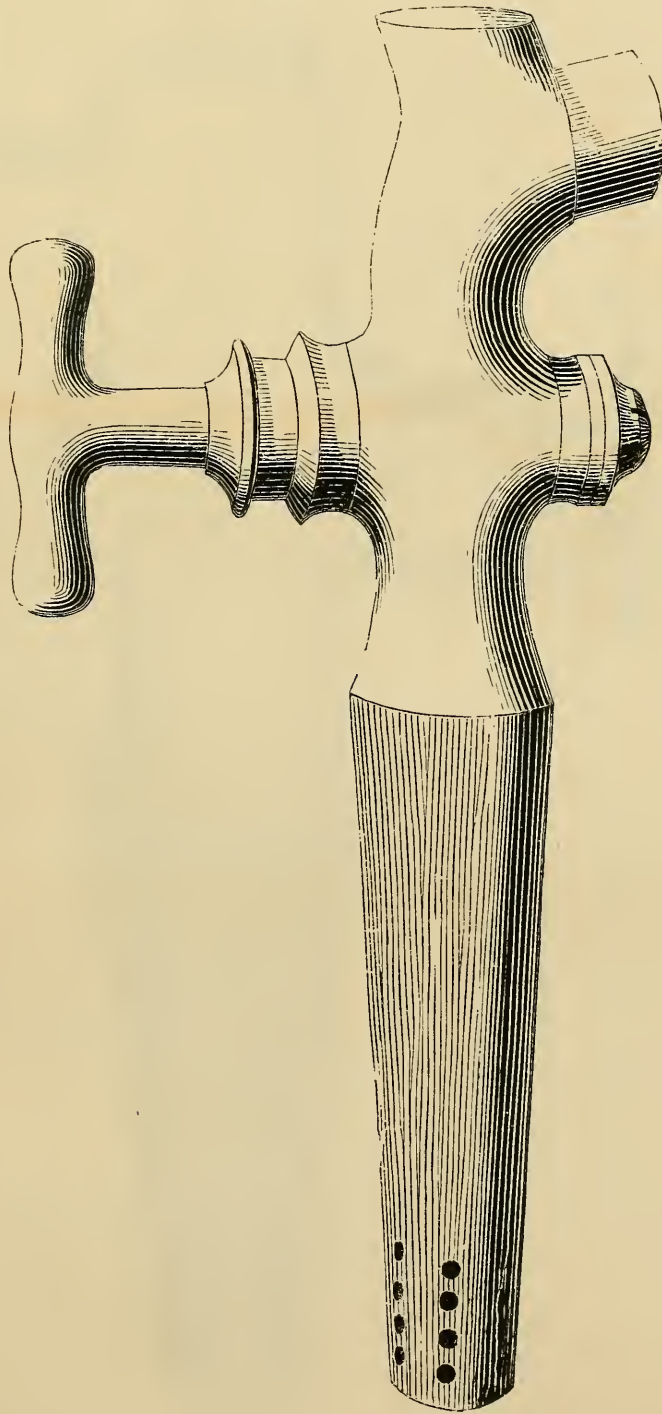
Finished.

HAYDEN, GERE & CO., NEW-YORK, AND HAYDENVILLE, MASS.



Lager Beer Cock.

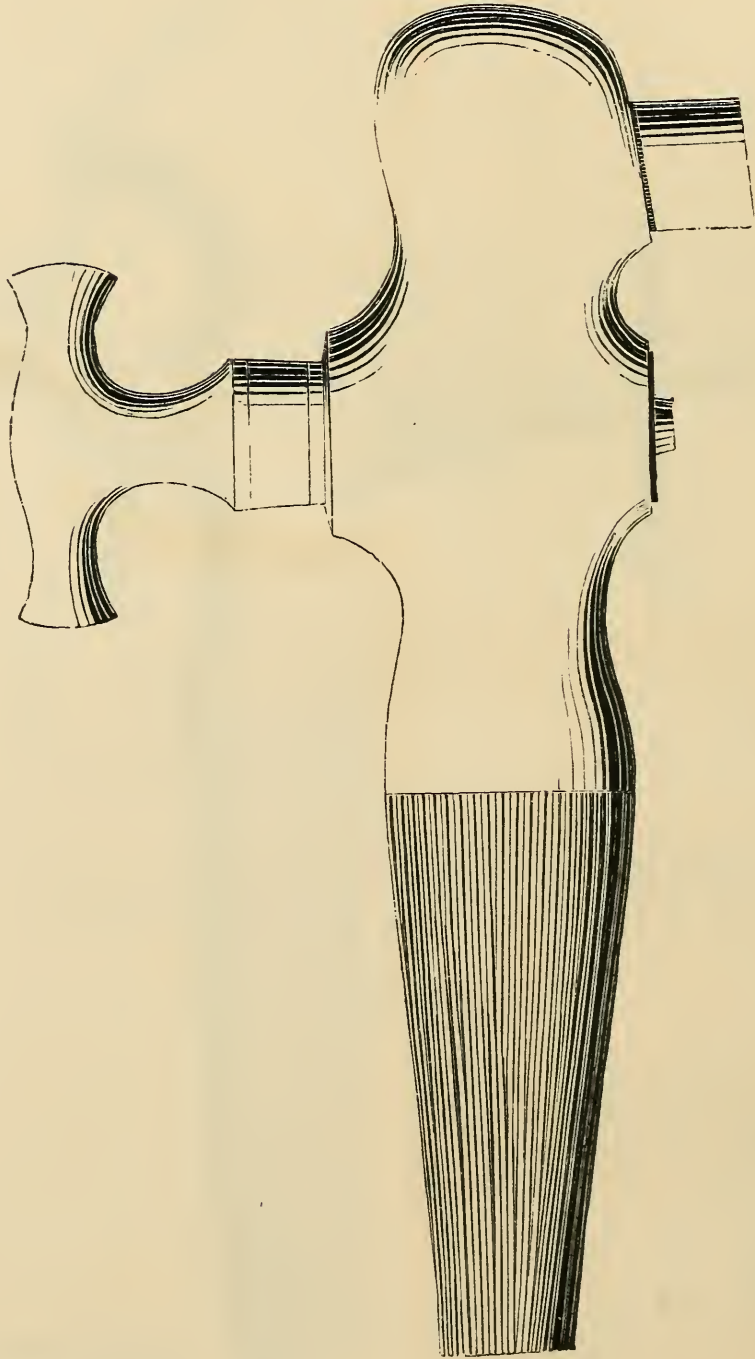
FIG. 69.



Finished.

# Lager Beer Cock.

FIG. 70.

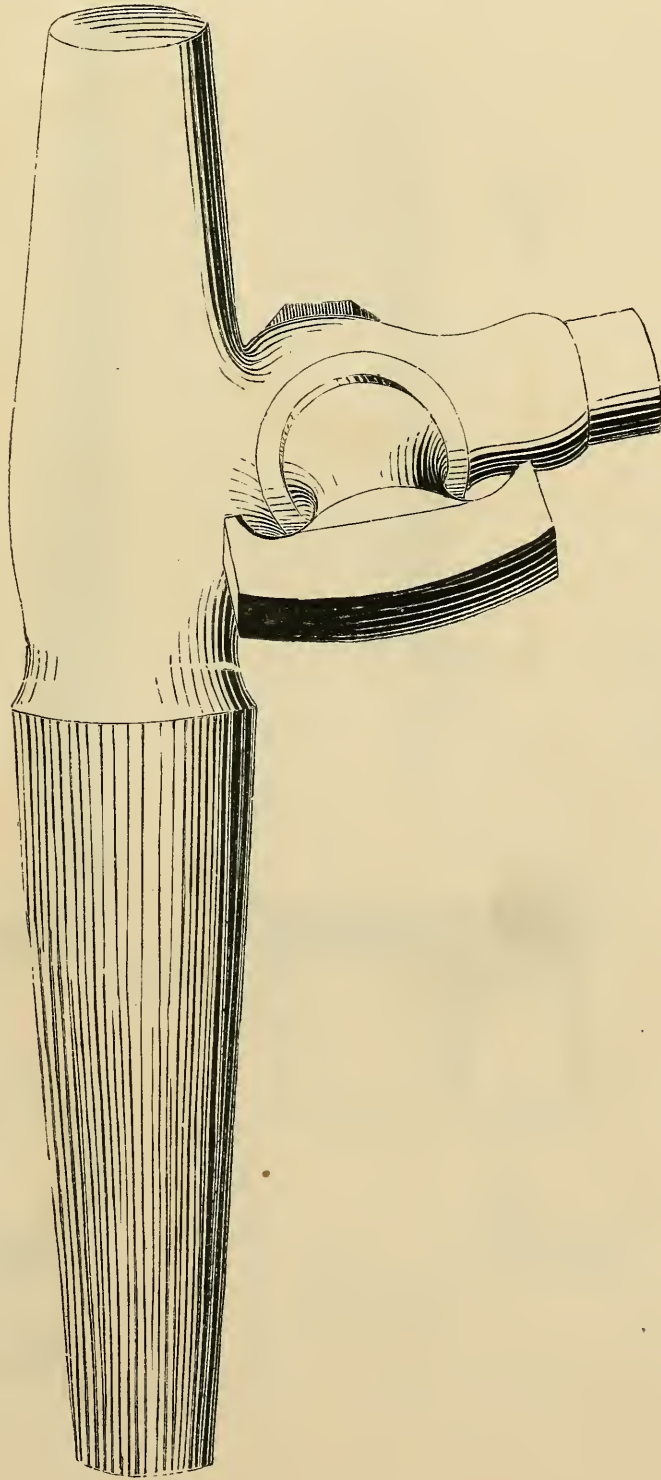


Finished.

HAYDEN, GERE & CO., NEW-YORK, AND HAYDENVILLE, MASS.

# Lager Beer Cock—No. 3.

FIG. 71.

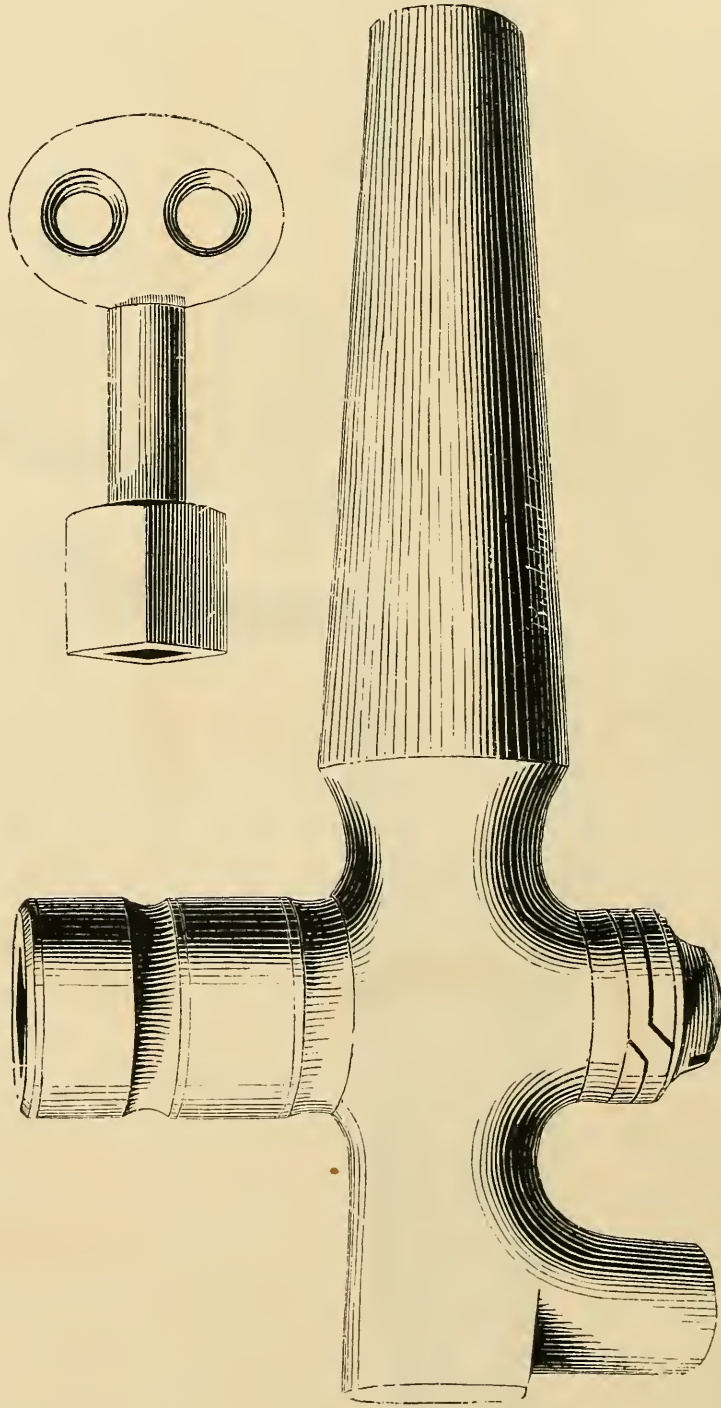


Finished.



# Lager Beer Lock Cock—Heavy.

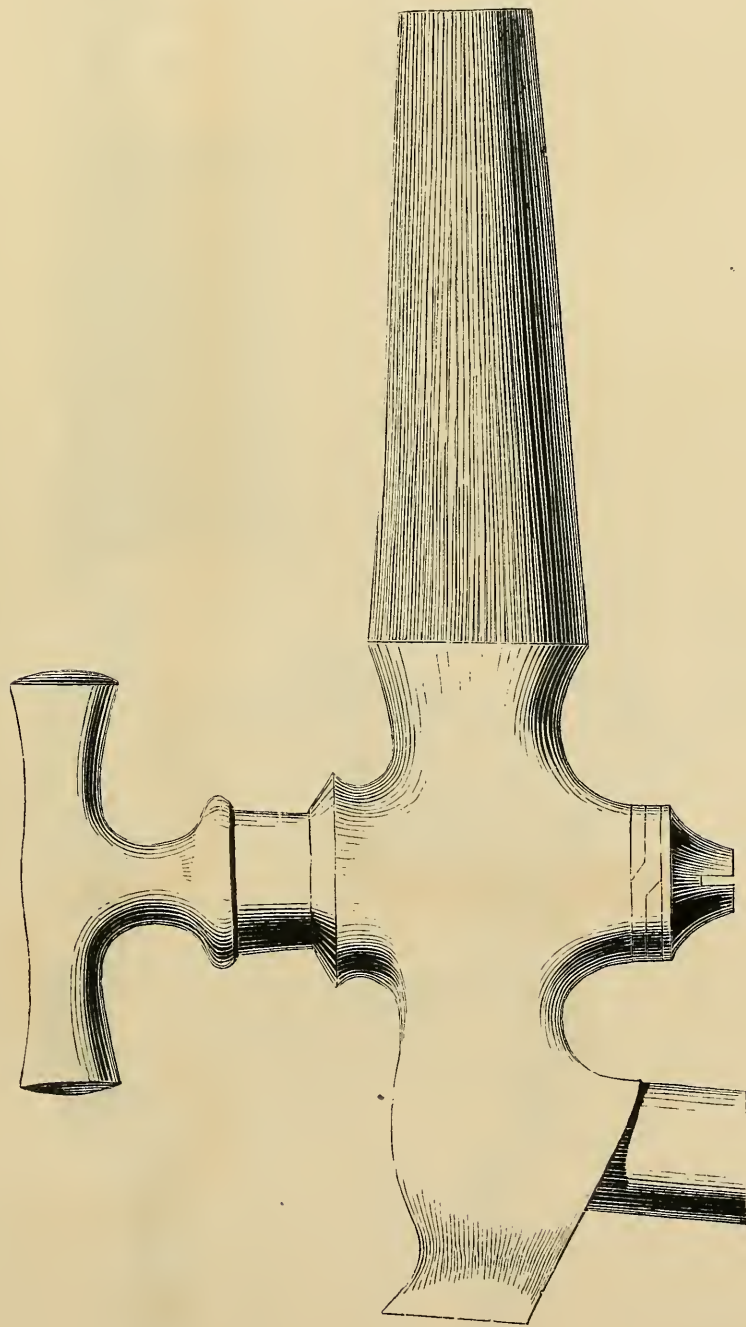
FIG. 72.



Finished.

Lager Beer Cock.

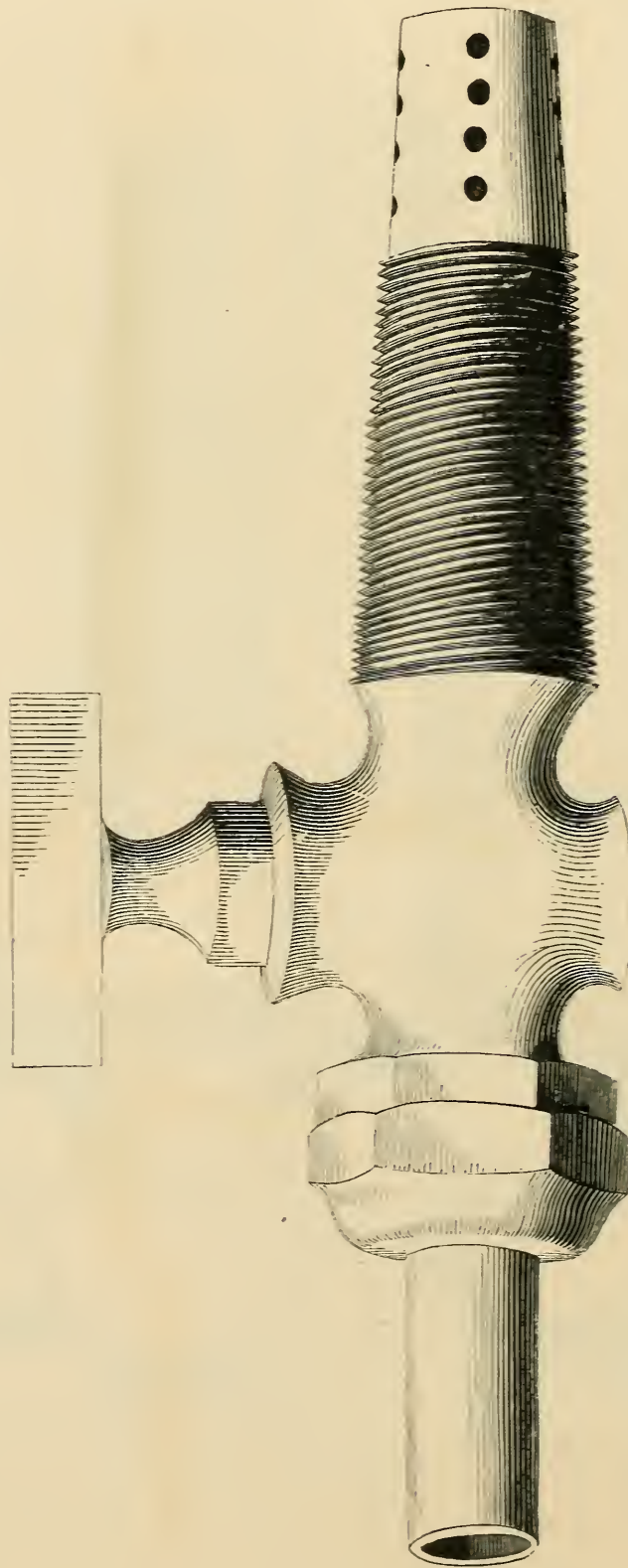
FIG. 73.



Finished.

Beer Cock—with Coupling—Rivet Bottom.

FIG. 74.



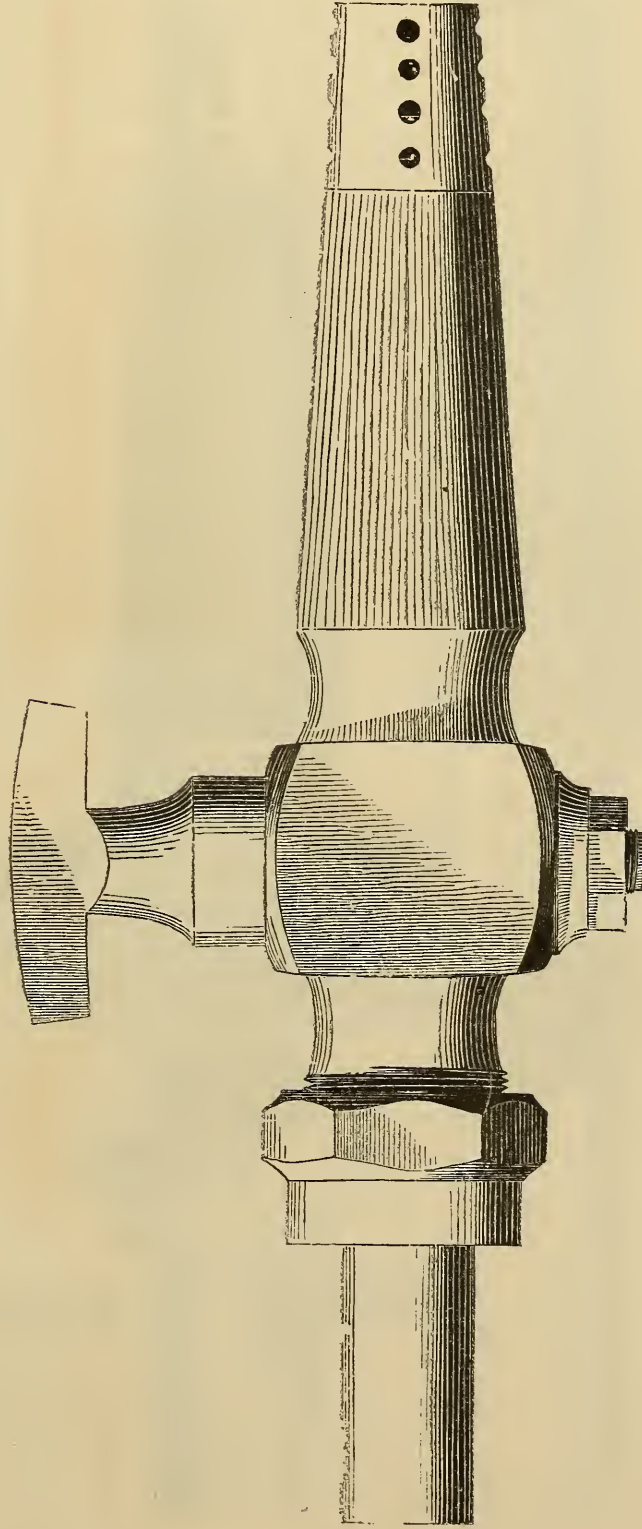
Rough.

Size,  $\frac{1}{2}$ ,  $\frac{9}{16}$ ,  $\frac{5}{8}$ ,  $\frac{3}{4}$  inch.



# Beer Cock—Square Barrel.

FIG. 75.



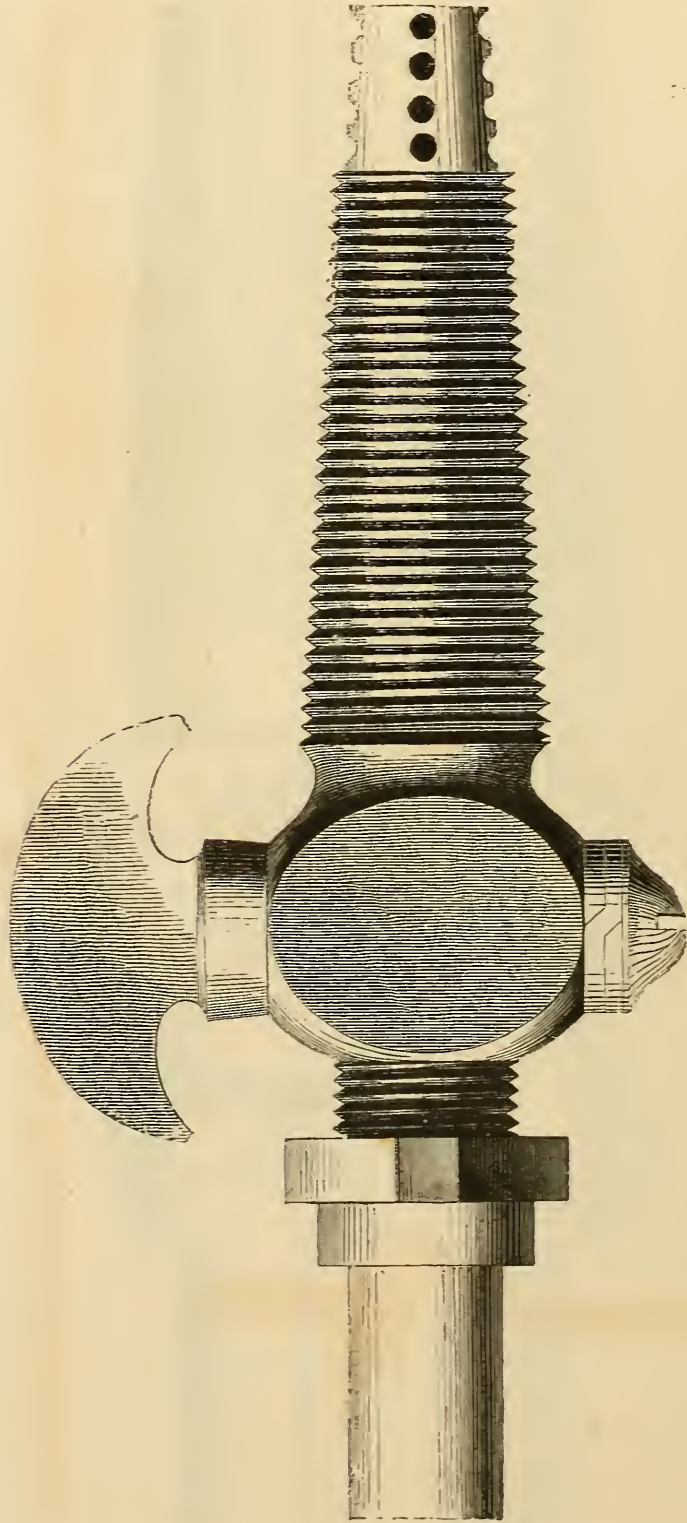
Rough.

Size,  $\frac{5}{8}$  inch.

HAYDEN, GERE & CO., NEW-YORK, AND HAYDENVILLE, MASS.

# Beer Cock—Heavy.

FIG. 76.

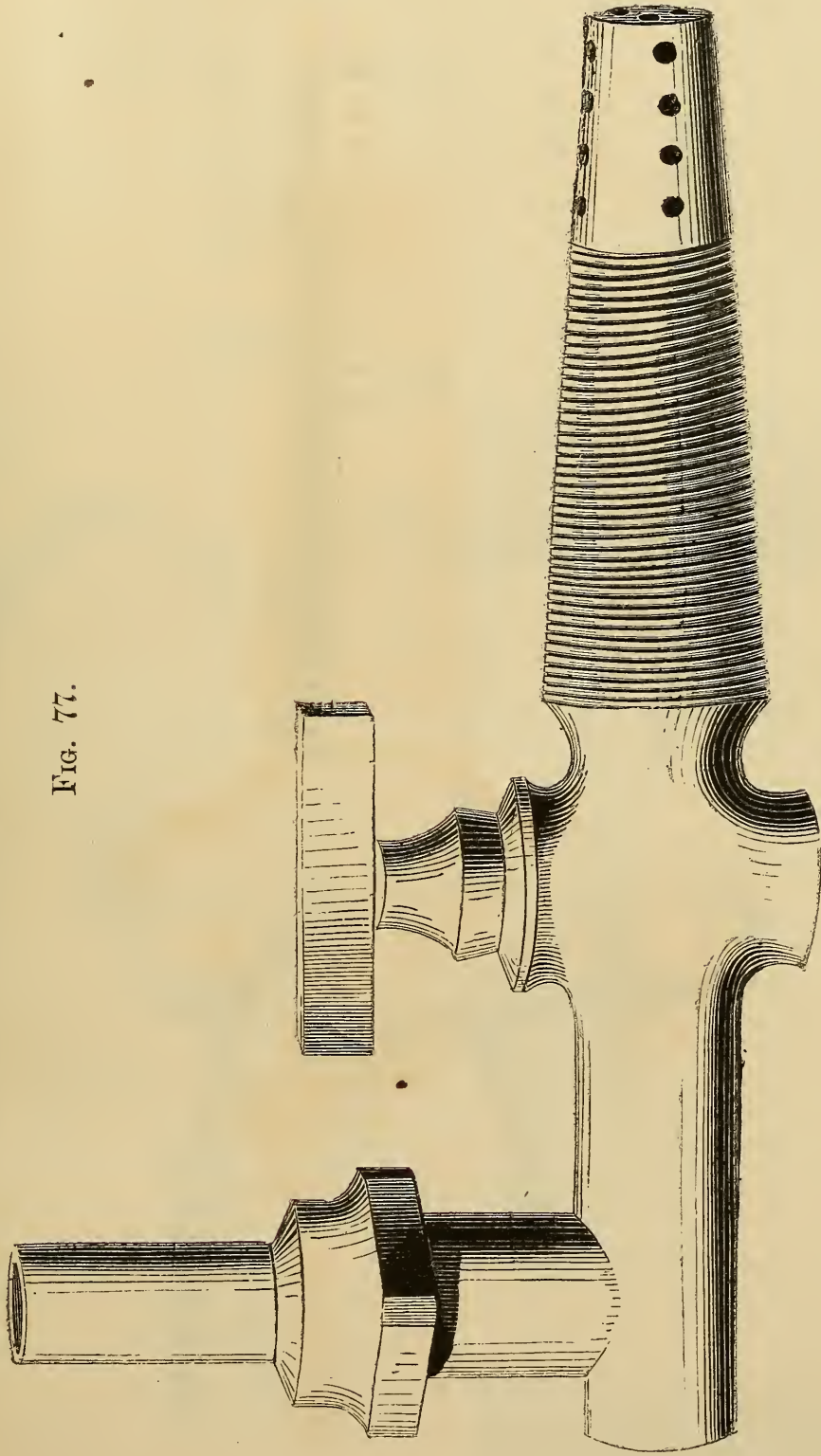


Rough.

Size,  $\frac{3}{8}$  inch.

Beer Cock—Coupling on Top.

FIG. 77.



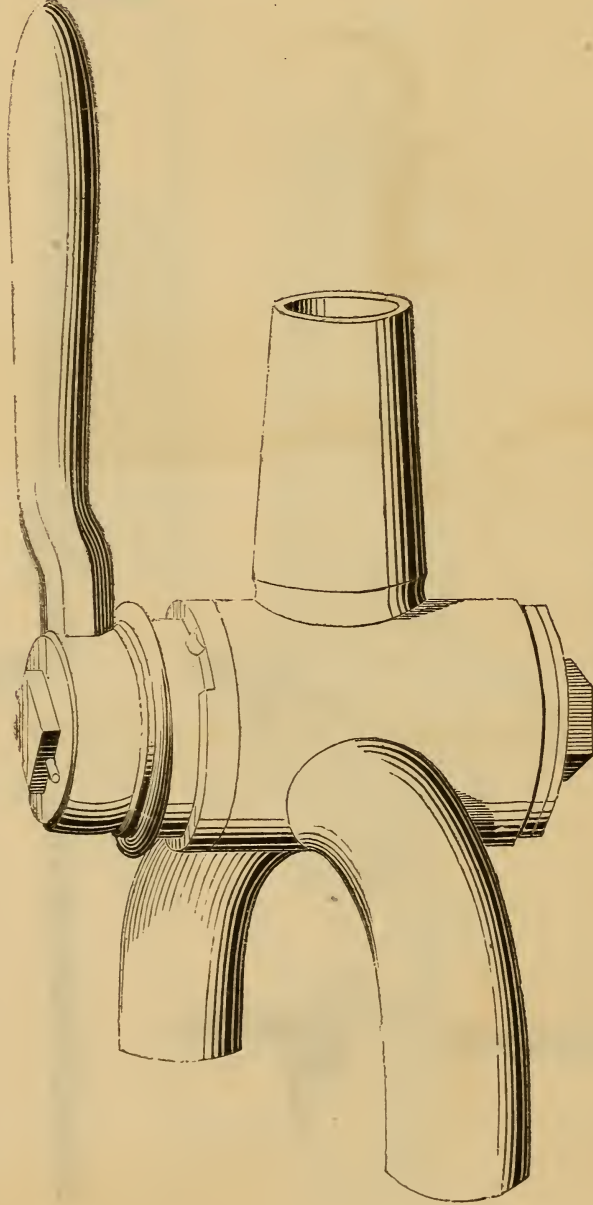
Rough.

Size,  $\frac{5}{8}$  inch.



# Rain and Well-Water Cock.

FIG. 78.

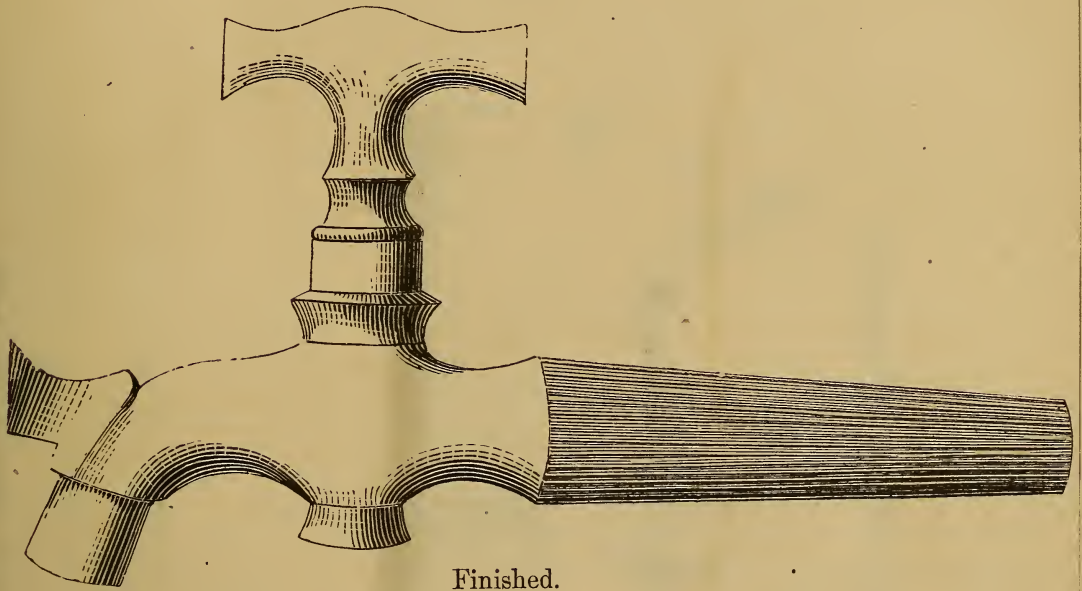


Rough.

Size,  $\frac{3}{4}$ , 1,  $1\frac{1}{4}$ ,  $1\frac{1}{2}$ , 2 inch.

## Racking Cock—to Drive.

FIG. 79.



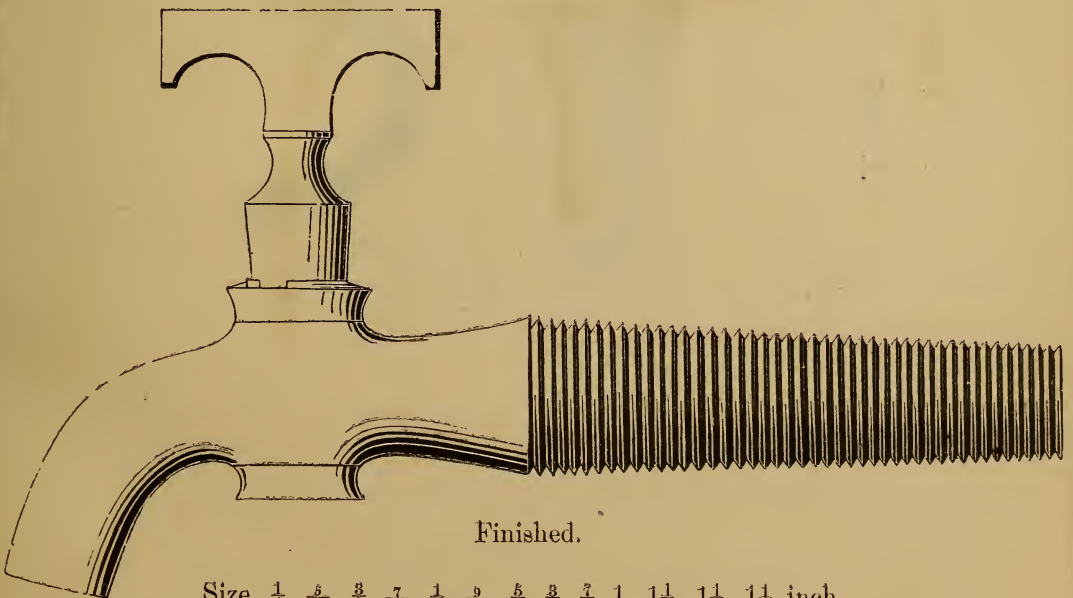
Finished.

Size,  $\frac{1}{4}$ ,  $\frac{5}{16}$ ,  $\frac{3}{8}$ ,  $\frac{7}{16}$ ,  $\frac{1}{2}$ ,  $\frac{9}{16}$ ,  $\frac{5}{8}$ ,  $\frac{3}{4}$ ,  $\frac{7}{8}$ , 1,  $1\frac{1}{8}$ ,  $1\frac{1}{4}$ ,  $1\frac{1}{2}$  inch.

---

## Racking Cock—to Screw.

FIG. 80.

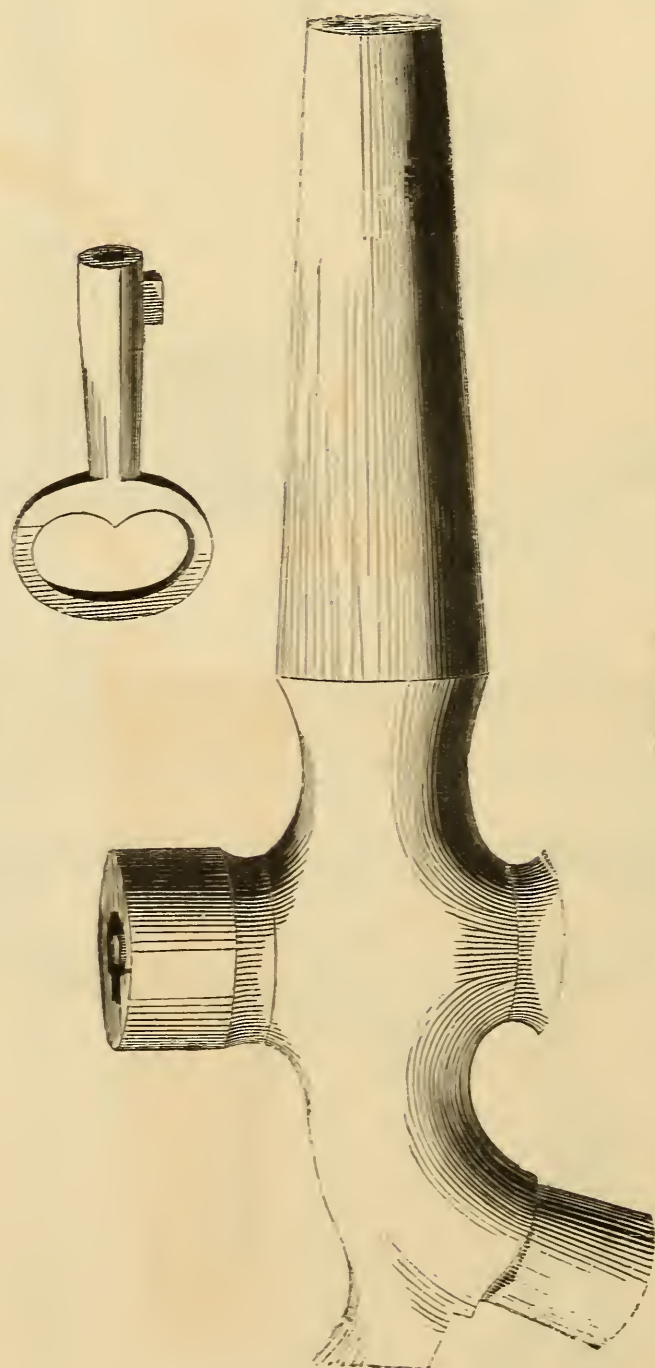


Finished.

Size,  $\frac{1}{4}$ ,  $\frac{5}{16}$ ,  $\frac{3}{8}$ ,  $\frac{7}{16}$ ,  $\frac{1}{2}$ ,  $\frac{9}{16}$ ,  $\frac{5}{8}$ ,  $\frac{3}{4}$ ,  $\frac{7}{8}$ , 1,  $1\frac{1}{8}$ ,  $1\frac{1}{4}$ ,  $1\frac{1}{2}$  inch.

# Lock Cock—to Drive—New Pattern.

FIG. 81.



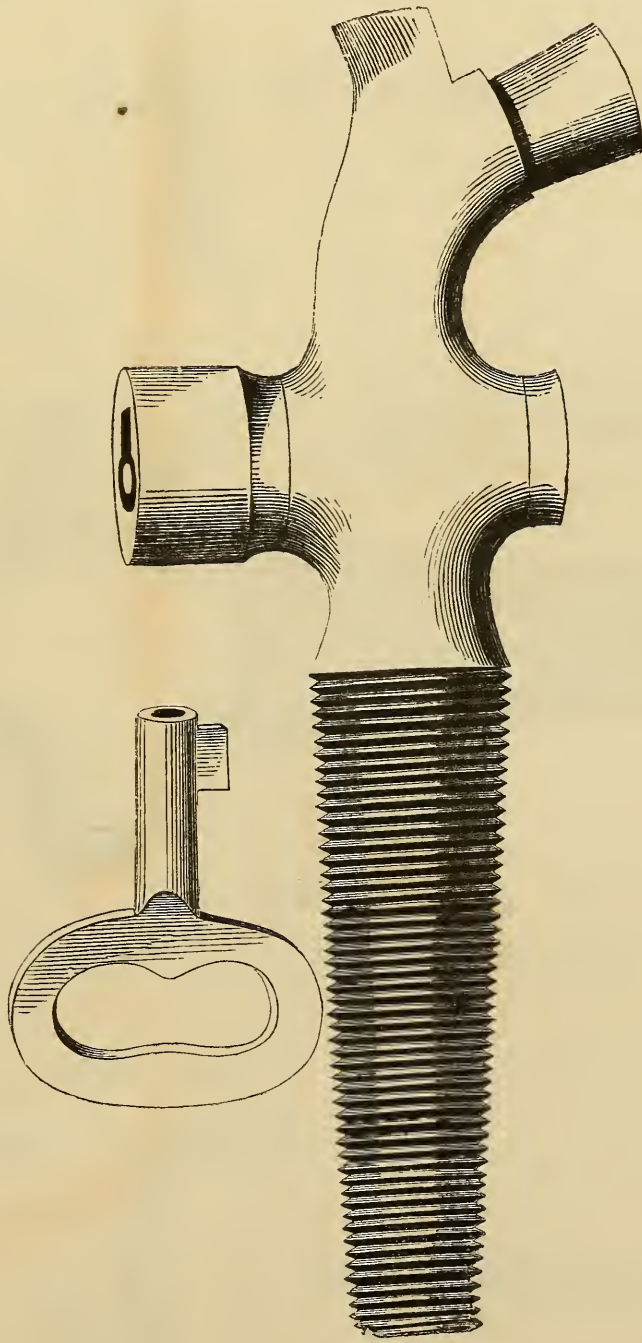
Finished.

Size,  $\frac{3}{8}$ ,  $\frac{7}{16}$ ,  $\frac{1}{2}$ ,  $\frac{5}{8}$ ,  $\frac{3}{4}$  inch.



Lock Cock—to Screw—New Pattern.

FIG. 82.



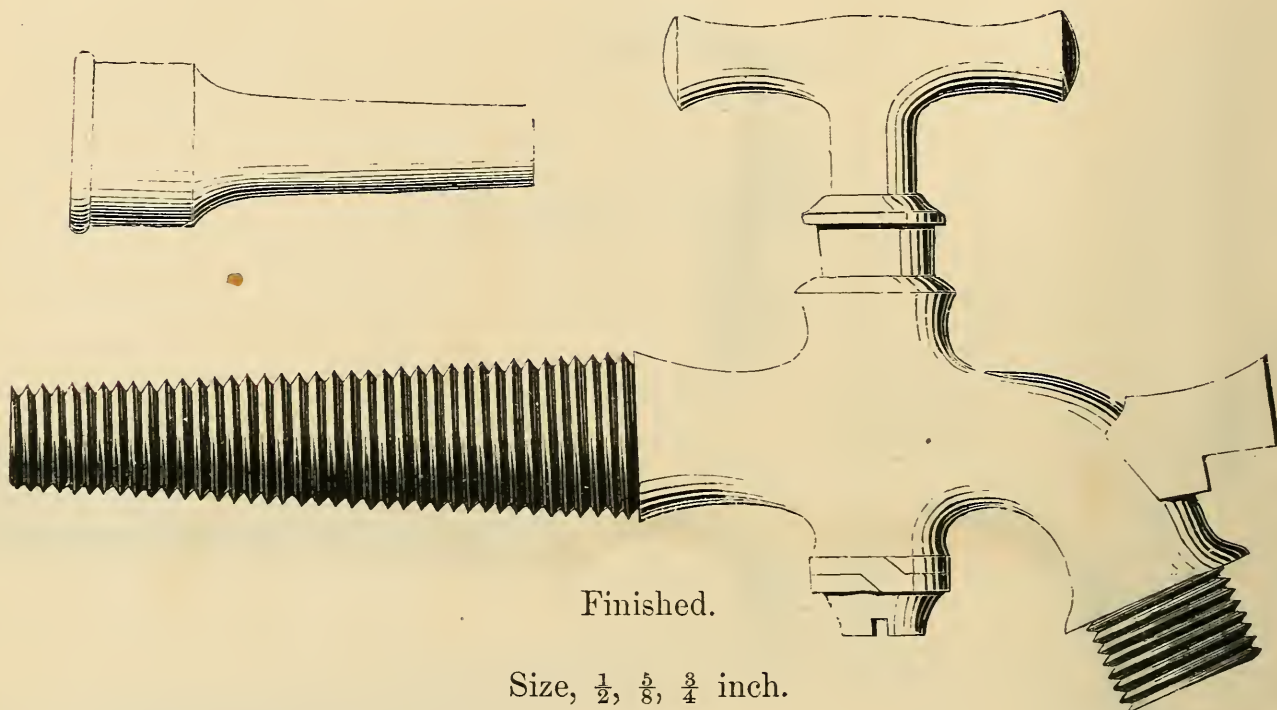
Finished.

Size,  $\frac{3}{8}$ ,  $\frac{7}{16}$ ,  $\frac{1}{2}$ ,  $\frac{5}{8}$ ,  $\frac{3}{4}$  inch.

HAYDEN, GERE & CO., NEW-YORK, AND HAYDENVILLE, MASS.

## Bottling Cock—to Screw—Screw Nozzle.

FIG. 86.

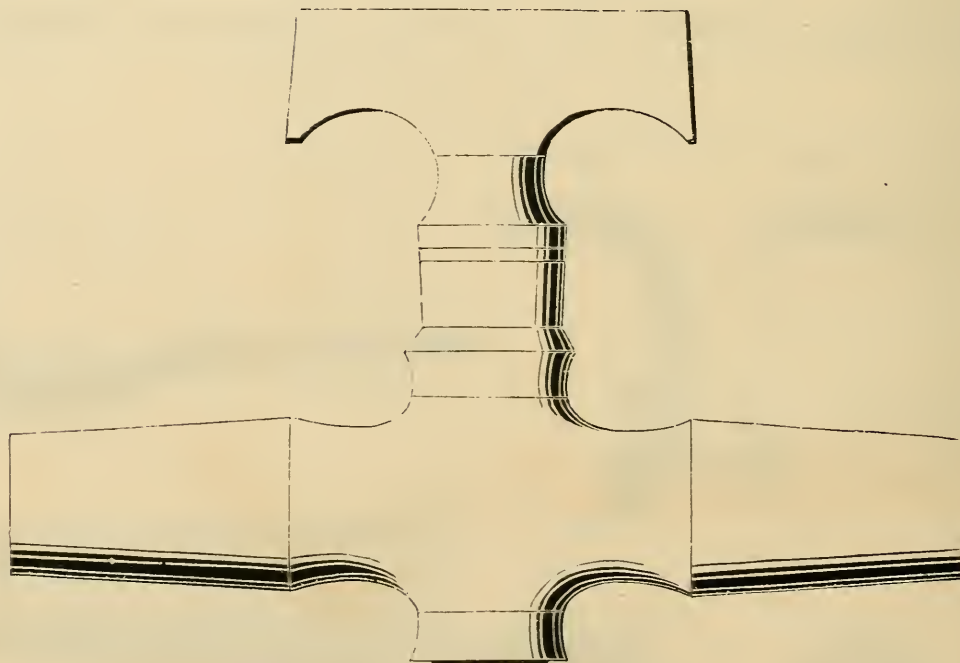


Finished.

Size,  $\frac{1}{2}$ ,  $\frac{5}{8}$ ,  $\frac{3}{4}$  inch.

## Connecting Cock—English Pattern.

FIG. 87.

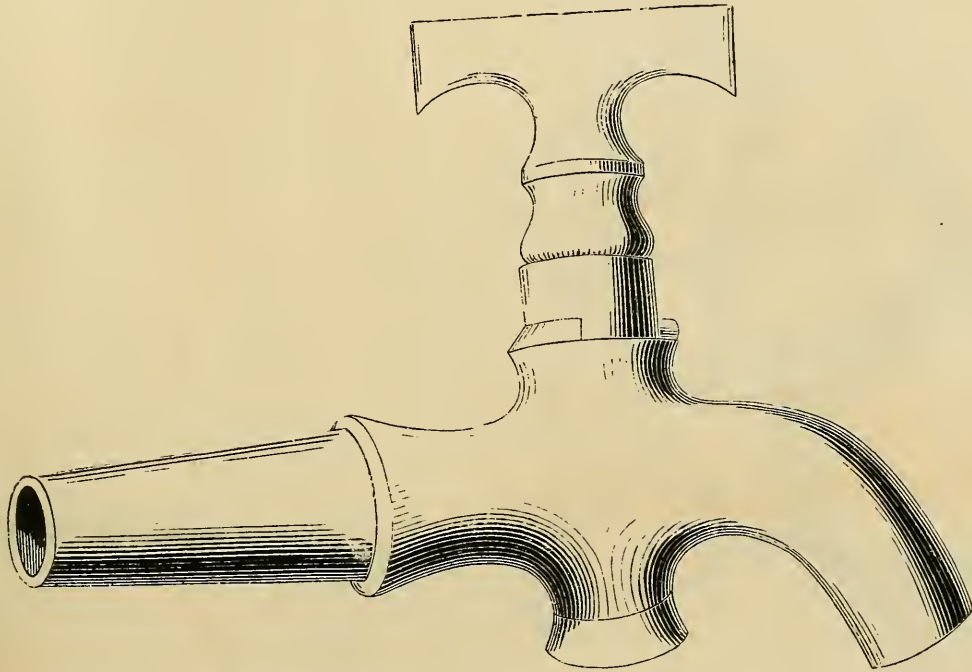


Finished.

Size,  $\frac{3}{8}$ ,  $\frac{1}{2}$ ,  $\frac{5}{8}$ ,  $\frac{3}{4}$ ,  $\frac{7}{8}$ , 1 inch.

## Boiler Cock.

FIG. 88.



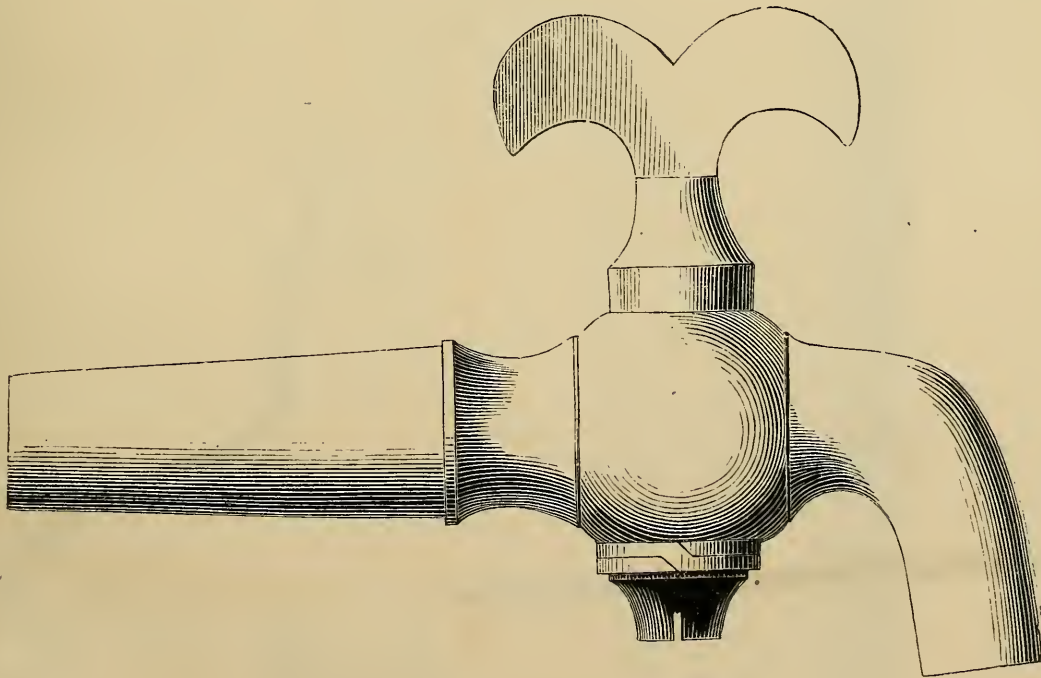
Finished.

Size,  $\frac{3}{8}$ ,  $\frac{1}{2}$ ,  $\frac{5}{8}$ ,  $\frac{3}{4}$ ,  $\frac{7}{8}$ , 1 inch.

---

## Globe Cock.

FIG. 89.



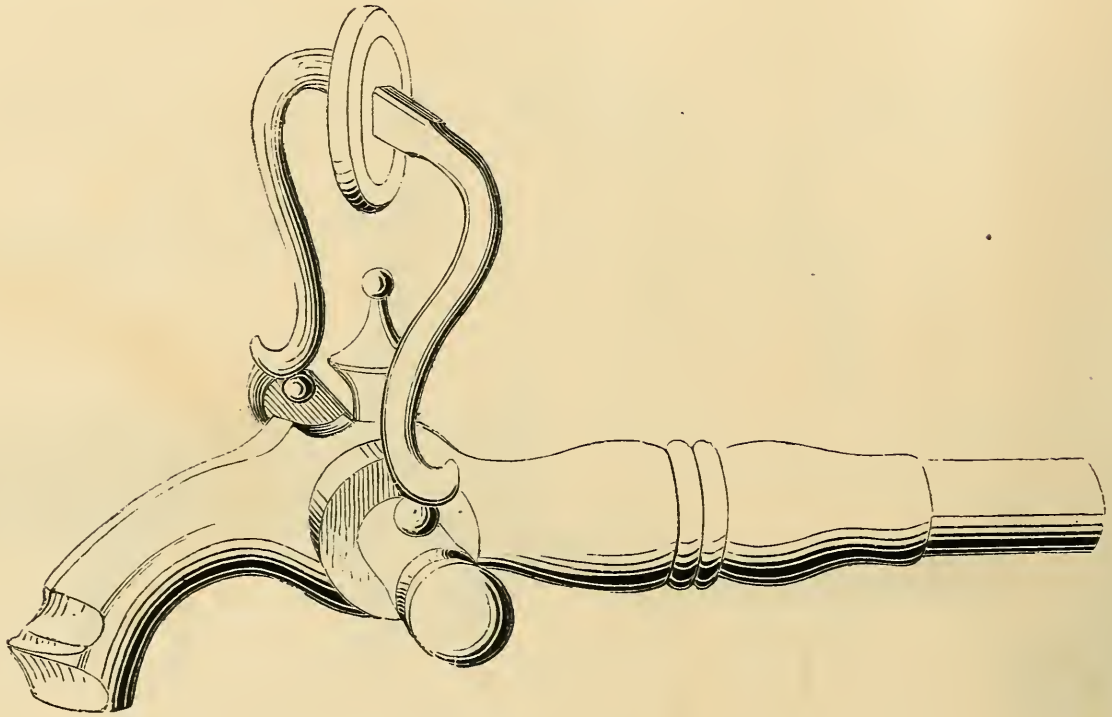
Finished.

Size,  $\frac{3}{8}$ ,  $\frac{1}{2}$ ,  $\frac{5}{8}$ ,  $\frac{3}{4}$  inch.



## Urn Cock—Drop Handle.

FIG. 90.

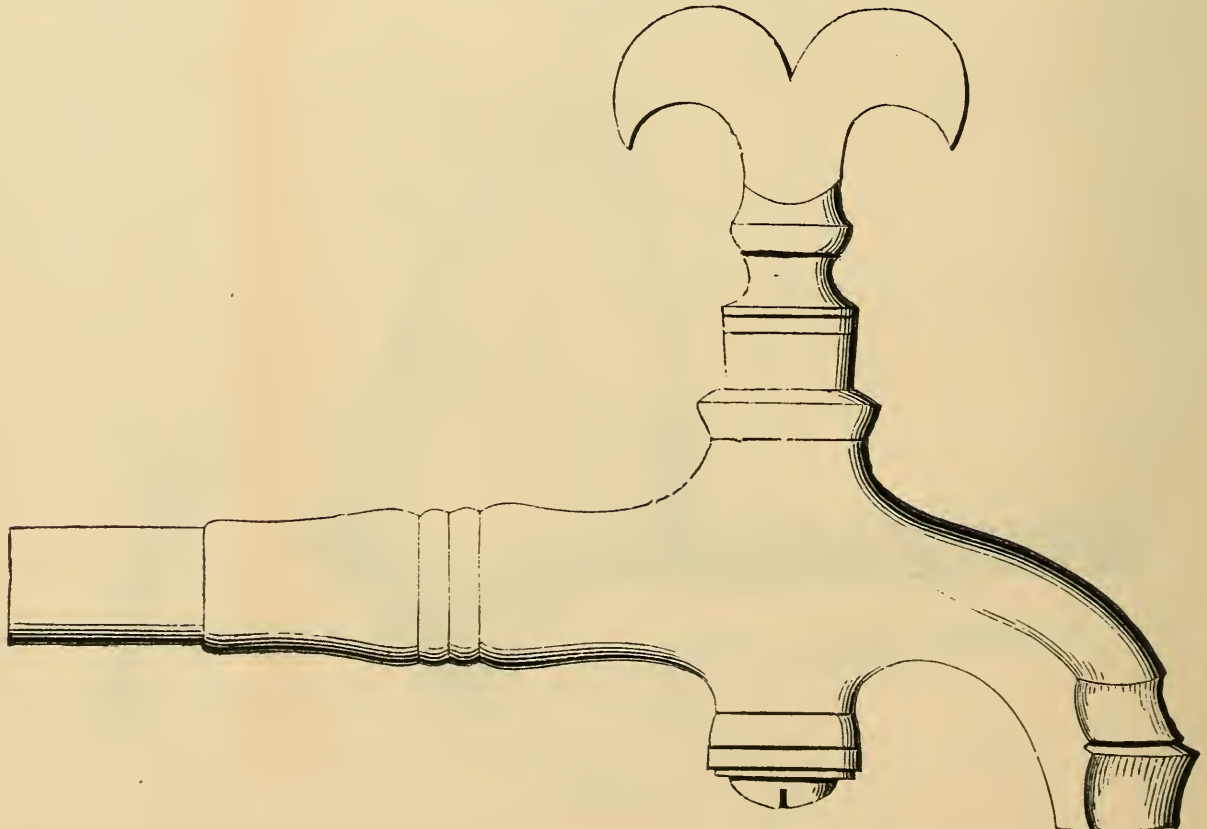


Brass and Plated. Nos. 21, 22, 23.

---

## Urn Cock—T Handle.

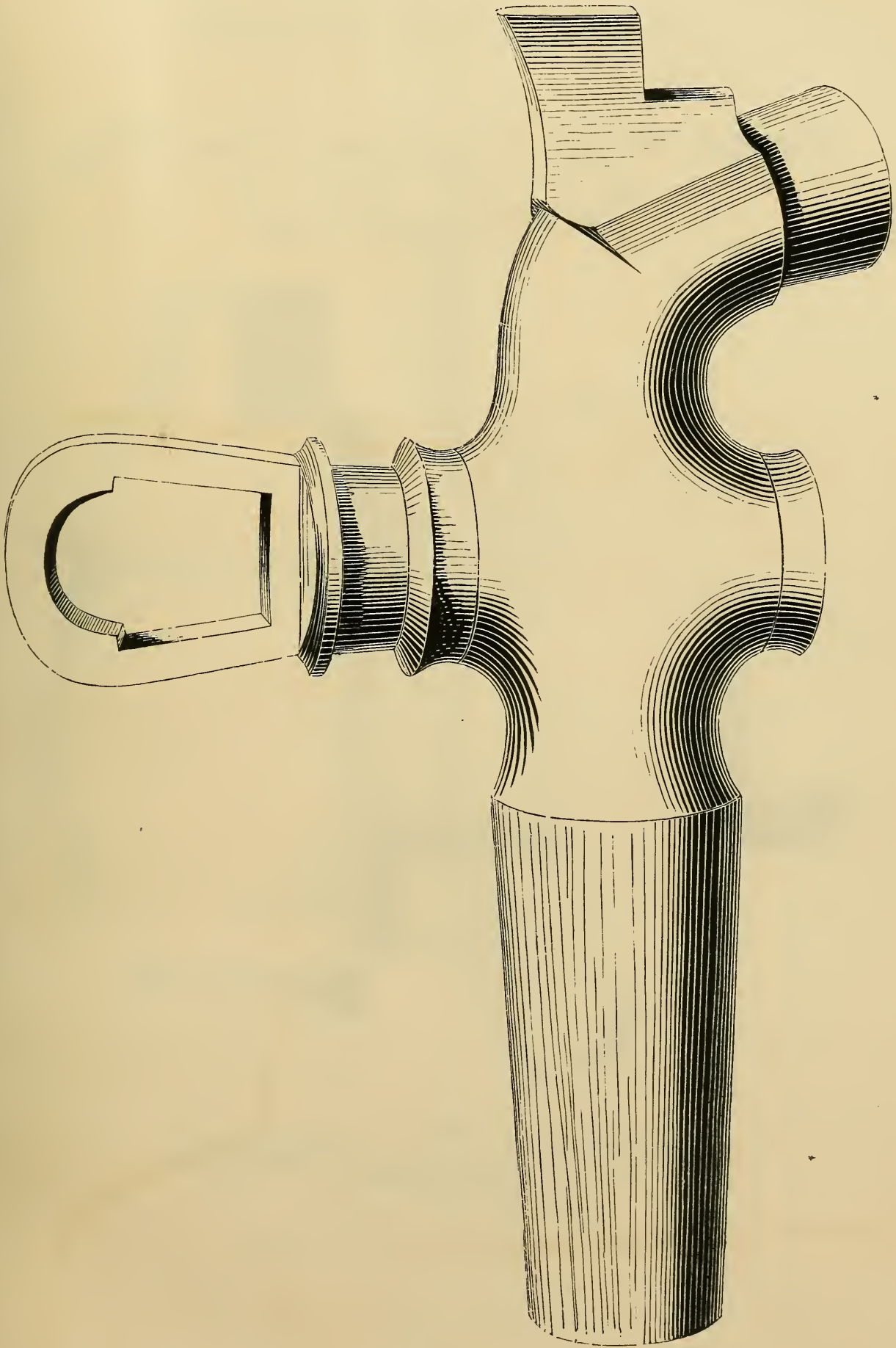
FIG. 91.



Brass and Plated. Nos. 09, 07, 05.

# Racking Cock—to Drive.

FIG. 92.



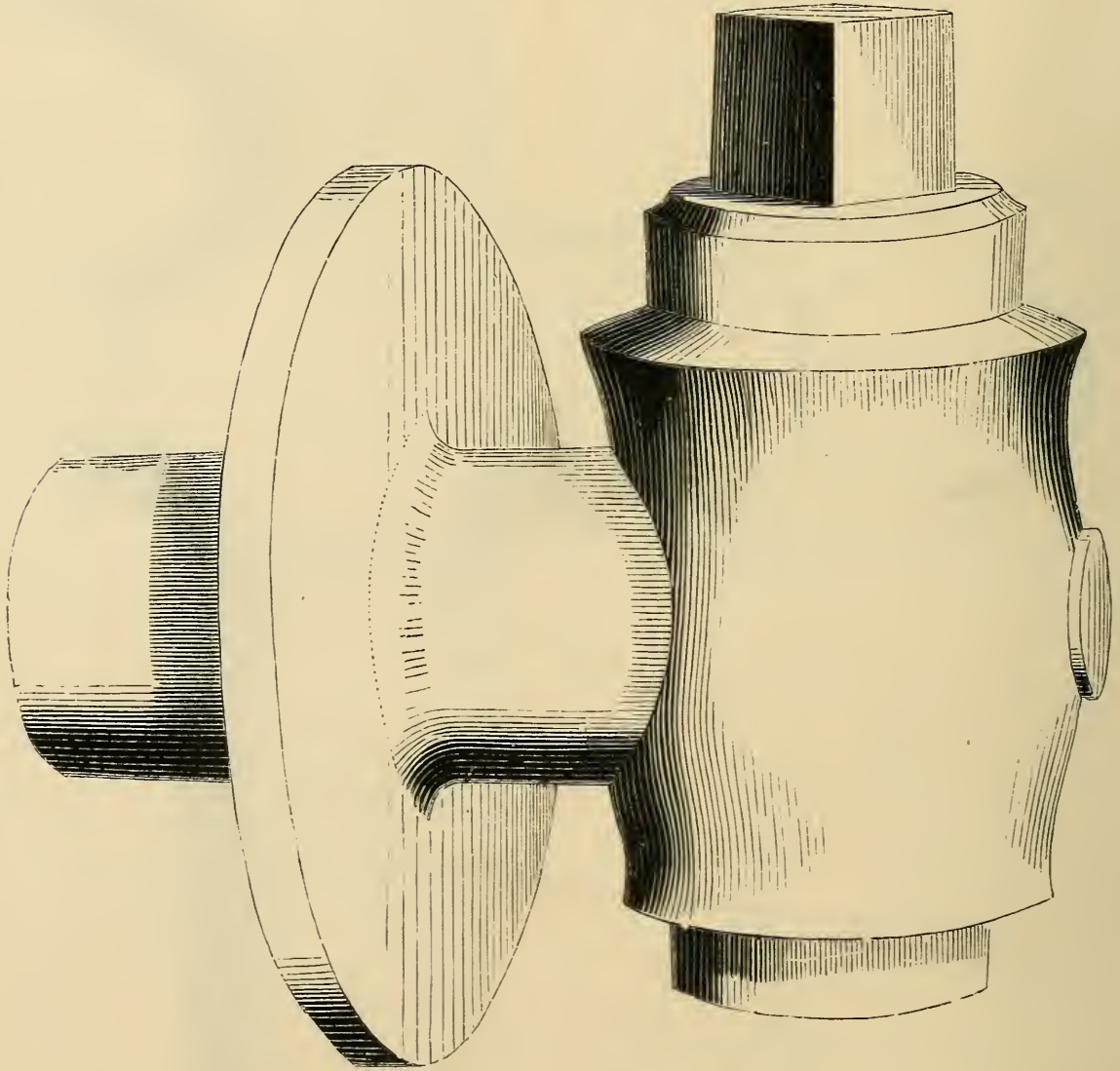
Finished.

Size,  $1\frac{1}{8}$ ,  $1\frac{1}{4}$ ,  $1\frac{1}{2}$ , 2 inch.

HAYDEN, GERE & CO., NEW-YORK, AND HAYDENVILLE, MASS.

# Flange Cock—with Loose Open Plug.

FIG. 93.




Rough.

Size,  $1\frac{1}{4}$ ,  $1\frac{1}{2}$ , 2,  $2\frac{1}{2}$  inch.



# Stebbins' Hopper Cock.

FIG. 94.



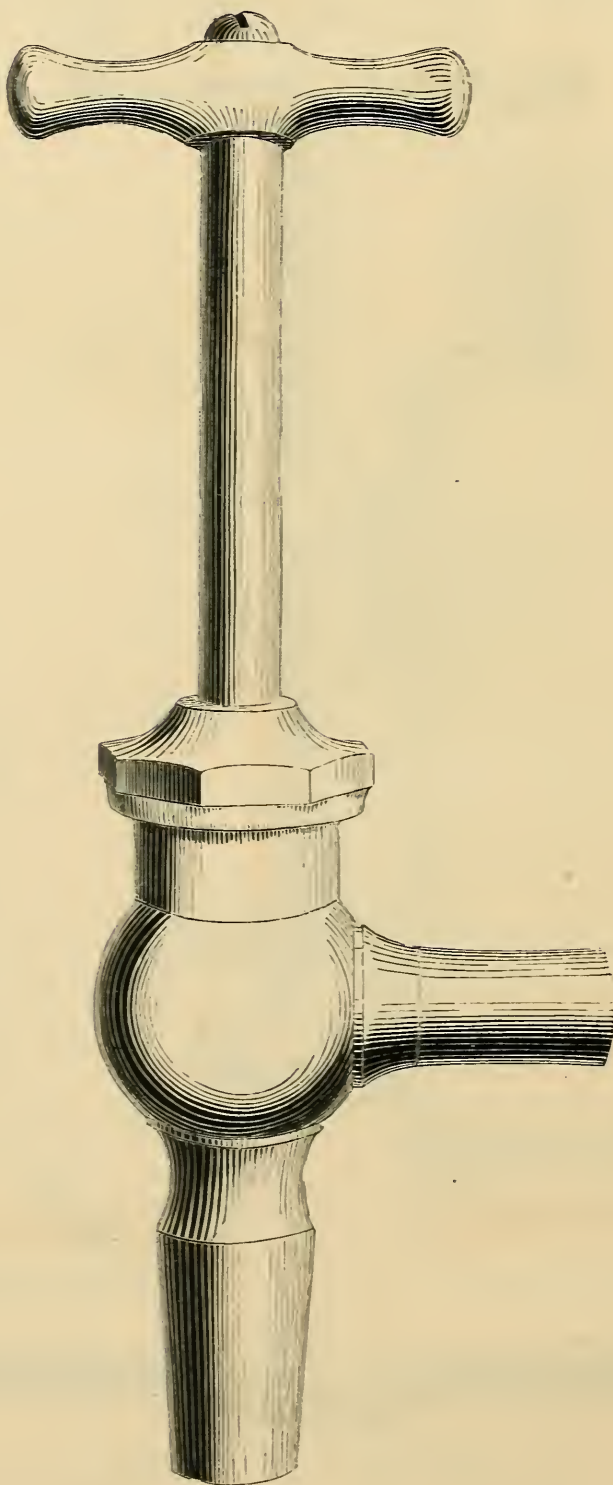
Rough—Finished Flange and Handle.

Size,  $\frac{1}{2}$ ,  $\frac{5}{8}$  inch.

HAYDEN, GERE & CO., NEW-YORK, AND HAYDENVILLE, MASS.

# Compression Hopper Cock.

FIG. 95.




Rough—Finished Handle.

Size,  $\frac{1}{2}$ ,  $\frac{3}{8}$  inch.

HAYDEN, GERE & CO., NEW-YORK, AND HAYDENVILLE, MASS.

# Hopper Cock—Long Stem.

FIG. 96.



Rough—Finished Flange and Handle.

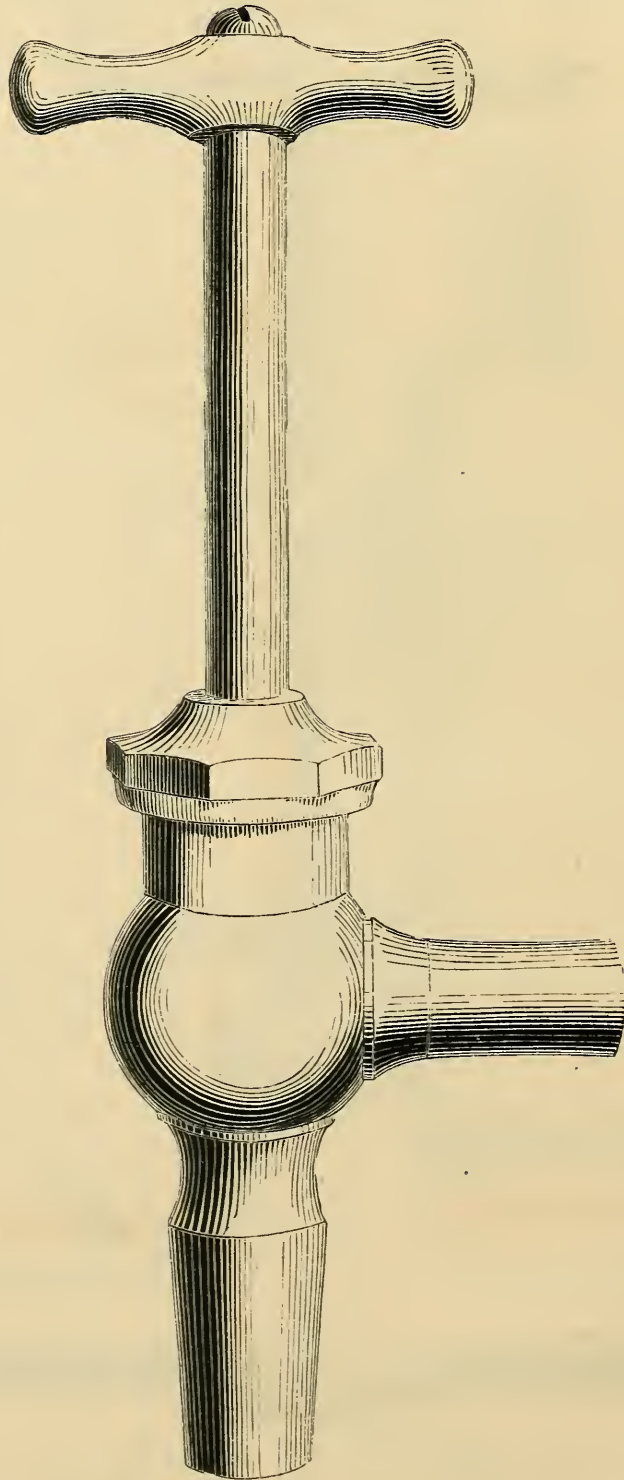
Size,  $\frac{1}{2}$ ,  $\frac{5}{8}$ ,  $\frac{3}{4}$  inch.

HAYDEN, GERE & CO., NEW-YORK, AND HAYDENVILLE, MASS.



# Compression Hopper Cock.

FIG. 95.




Rough—Finished Handle.

Size,  $\frac{1}{2}$ ,  $\frac{5}{8}$  inch.

# Hopper Cock—Long Stem.

FIG. 96.



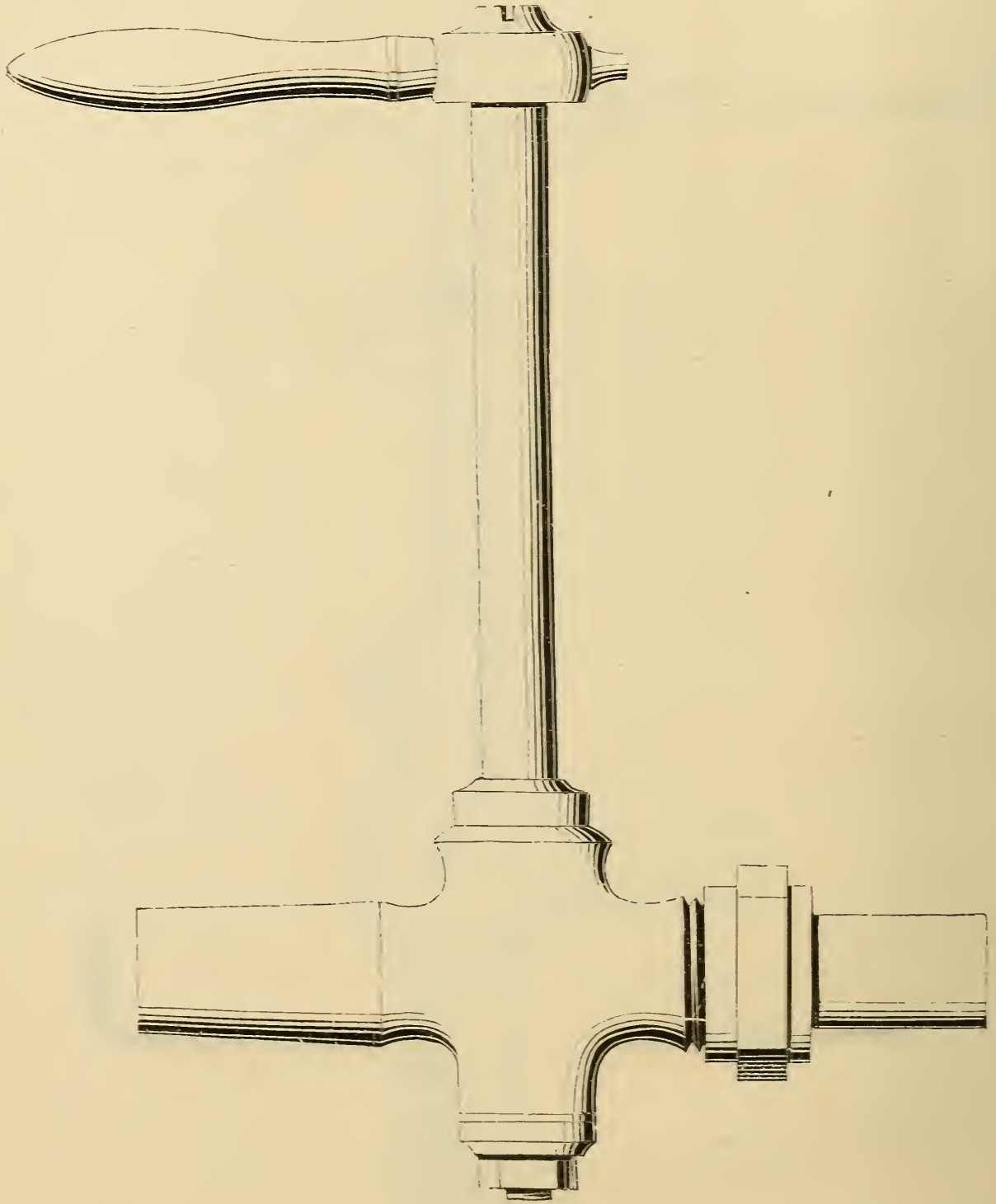
Rough—Finished Flange and Handle.

Size,  $\frac{1}{2}$ ,  $\frac{5}{8}$ ,  $\frac{3}{4}$  inch.

HAYDEN, GERE & CO., NEW-YORK, AND HAYDENVILLE, MASS.

# Ship Closet Cock.

FIG. 97.



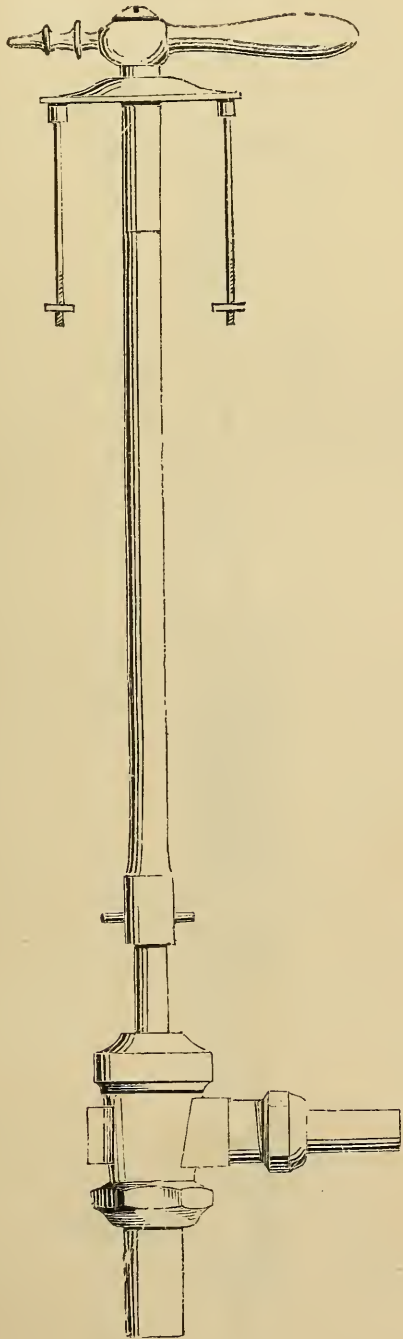
Rough—Finished Handle.

Size,  $\frac{5}{8}$ ,  $\frac{3}{4}$ , 1 inch.

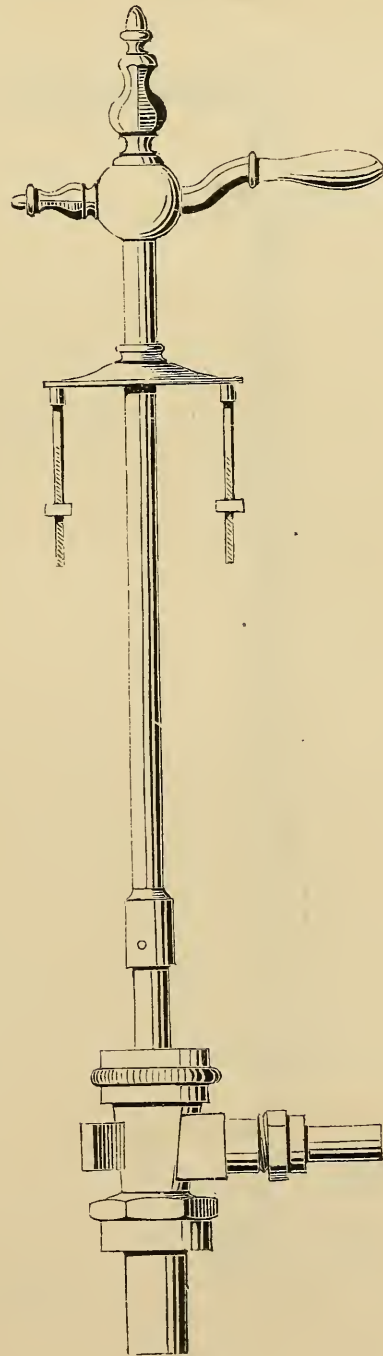


# Boston Waste Cocks.

No. 1. FIG. 98.



No. 2. FIG. 99.

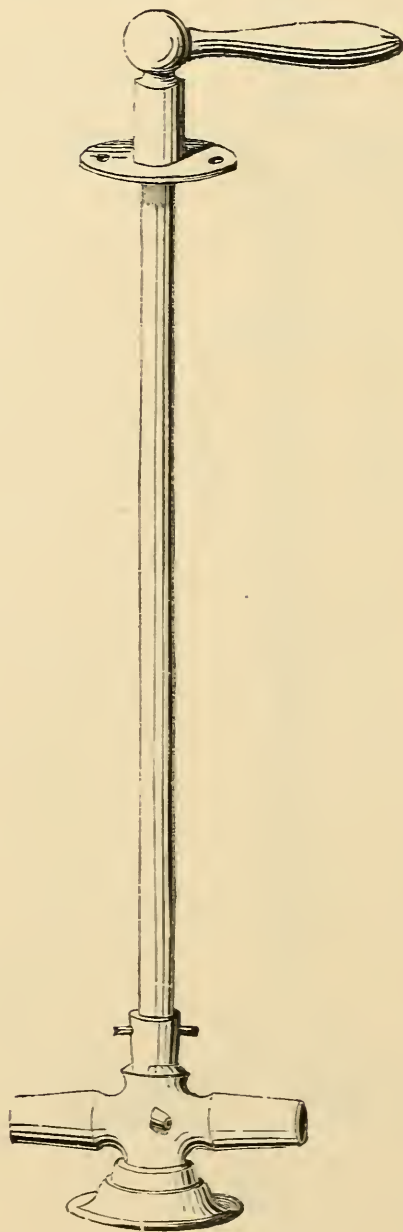


Brass and Plated.

HAYDEN, GERE & CO., NEW-YORK, AND HAYDENVILLE, MASS.

Pedestal Hopper  
Cock.

FIG. 100.



Size,  $\frac{5}{8}$  inch.

Hot, Cold, Shut, and  
Waste Cock.

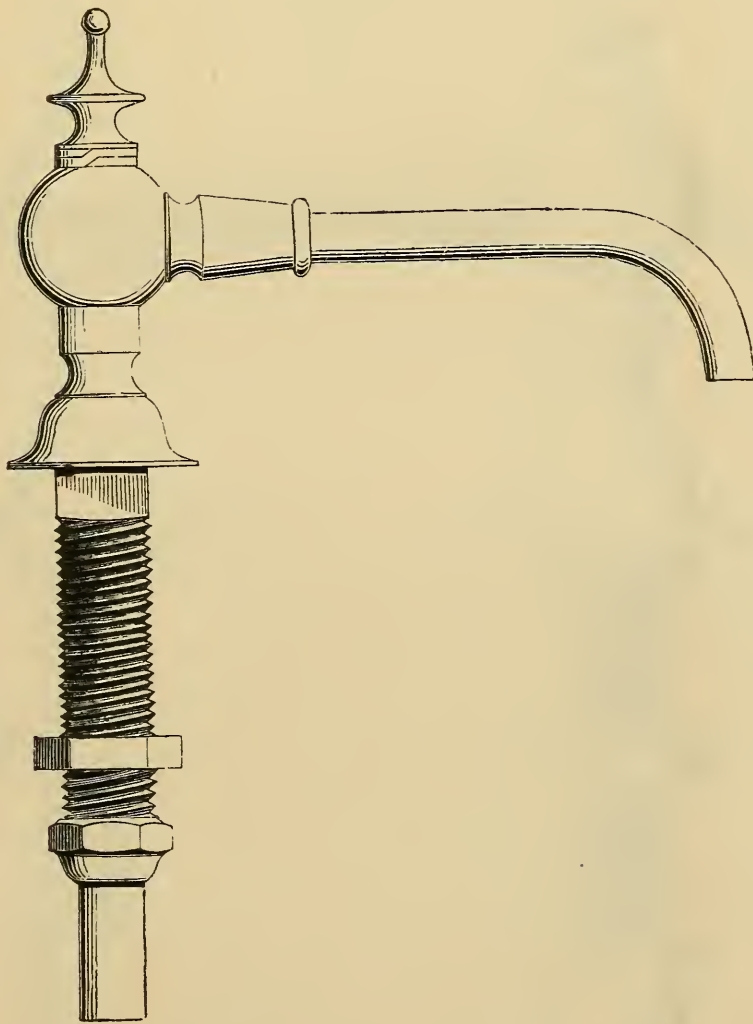
FIG. 101.



Brass and Plated.

# Basin Cock.

A. FIG. 102.



Brass and Plated.



## Basin Cock.

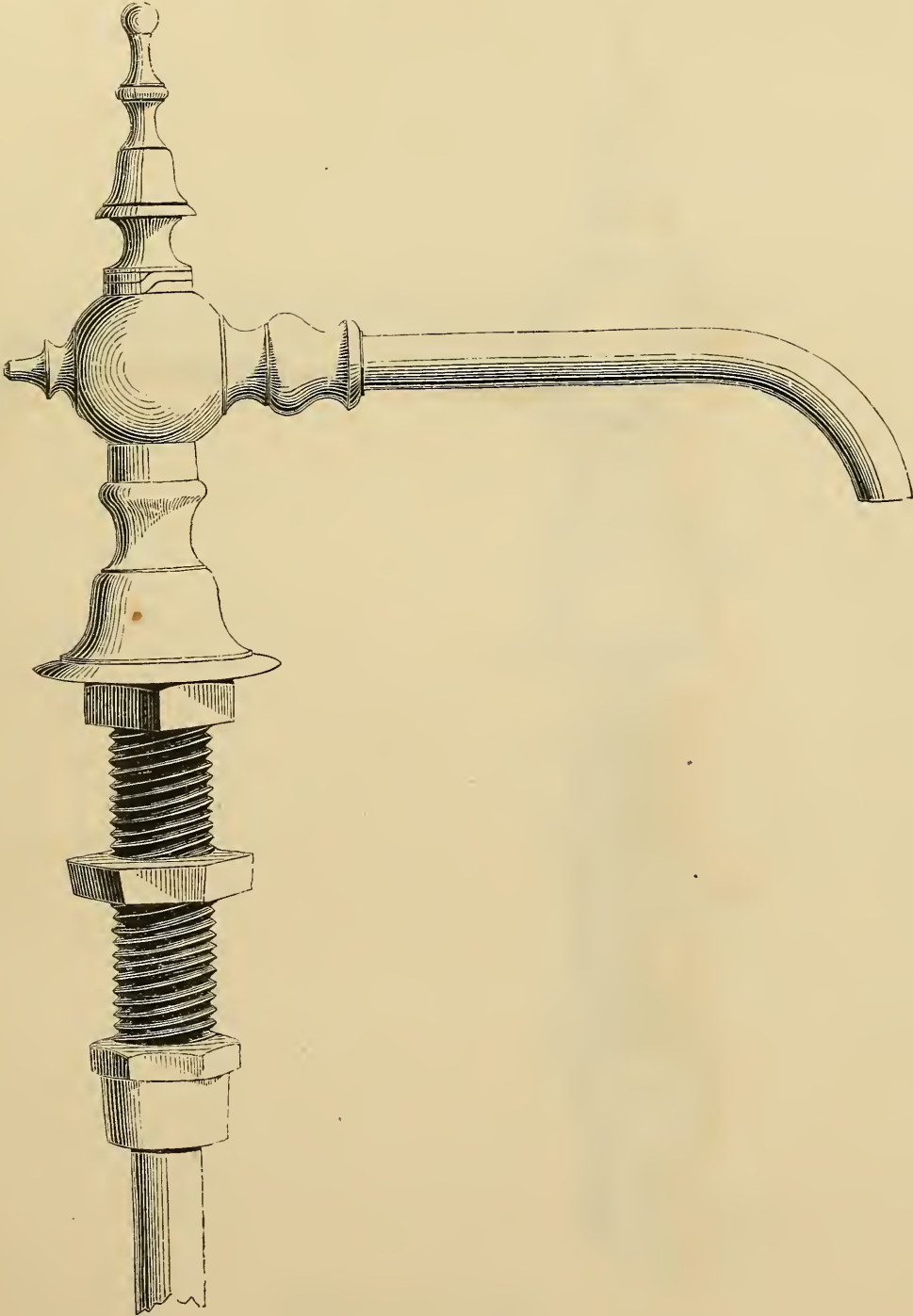
B. FIG. 103.



Brass and Plated.

# Basin Cock.

C. FIG. 104.

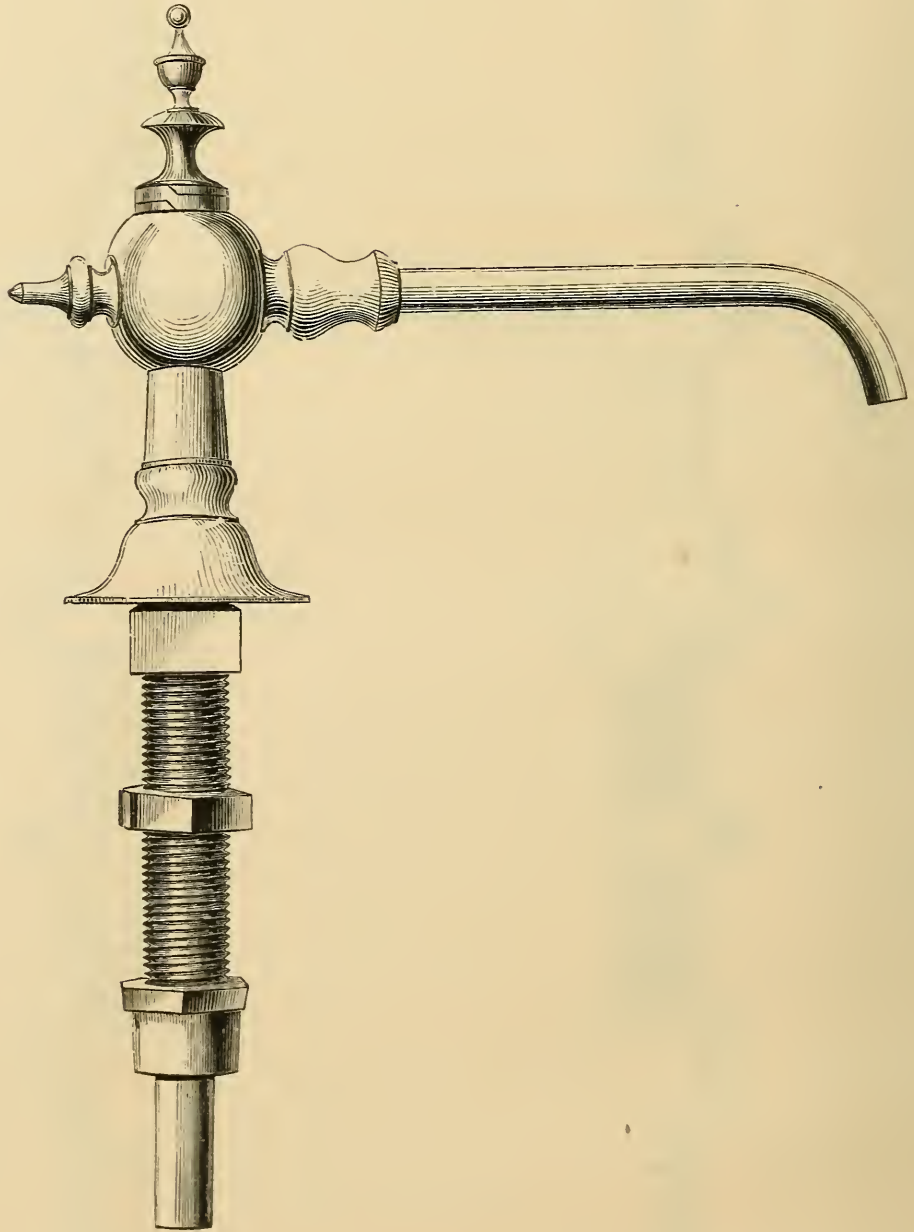


Brass and Plated

HAYDEN, GERE & CO., NEW-YORK, AND HAYDENVILLE, MASS.

## Basin Cock.

D. FIG. 105.




Brass and Plated.



# Basin Cock.

E. FIG. 106.




Brass and Plated.

HAYDEN, GERE & CO., NEW-YORK, AND HAYDENVILLE, MASS.

## Basin Cock.


F. FIG. 107.



Brass and Plated.

# Basin Cock.

00. FIG. 108.



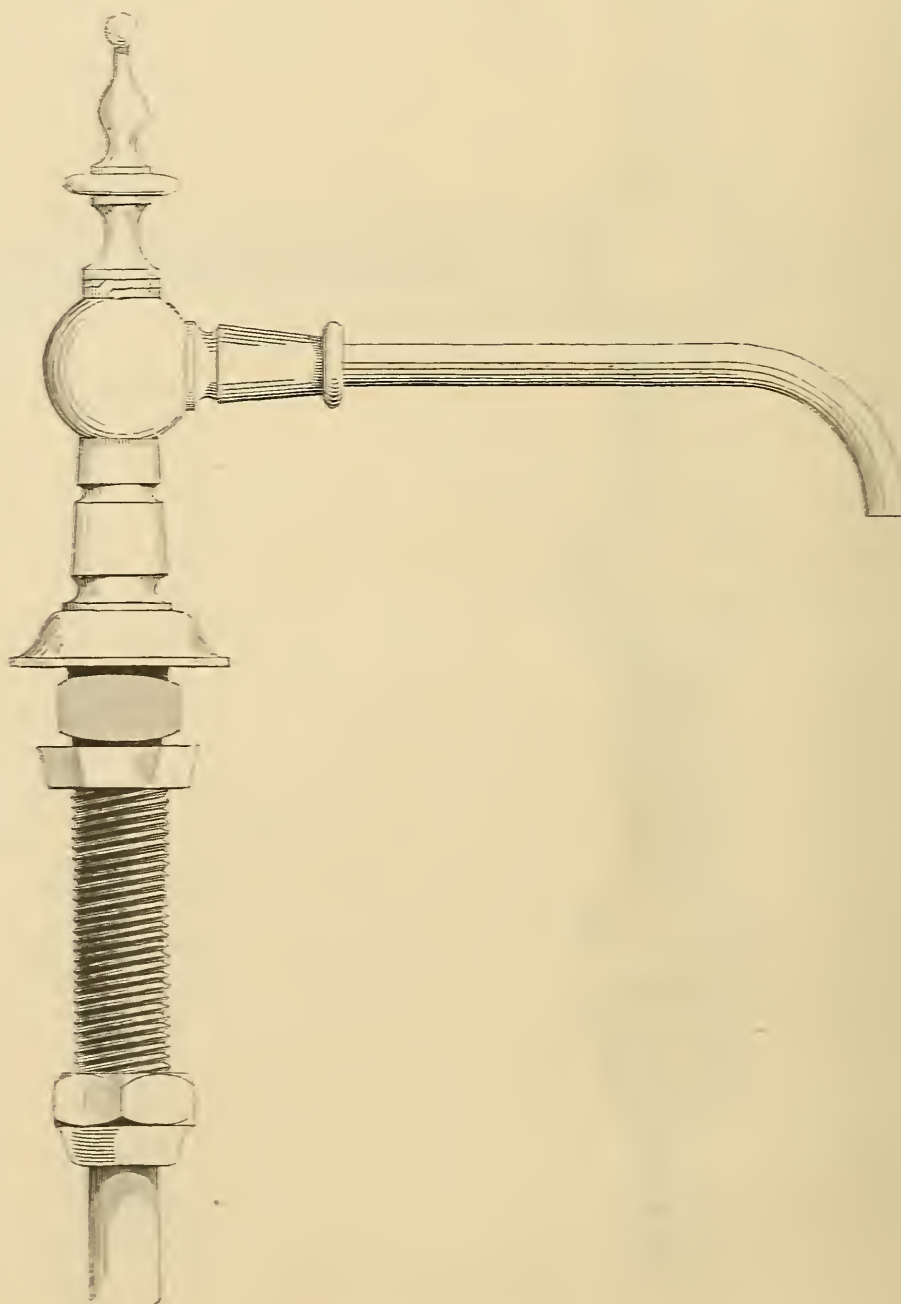
Brass and Plated.

HAYDEN, GERE & CO., NEW-YORK, AND HAYDENVILLE, MASS.



## Basin Cock.

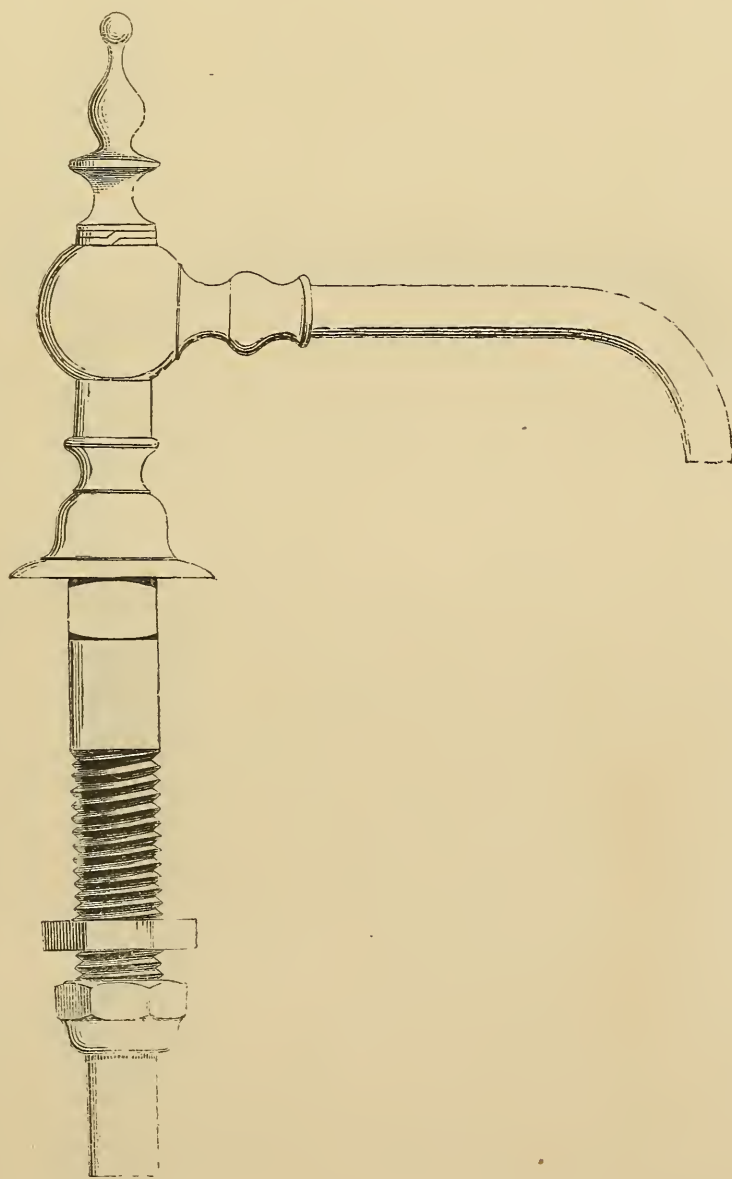
O. FIG. 109.



Brass and Plated.

## Basin Cock.

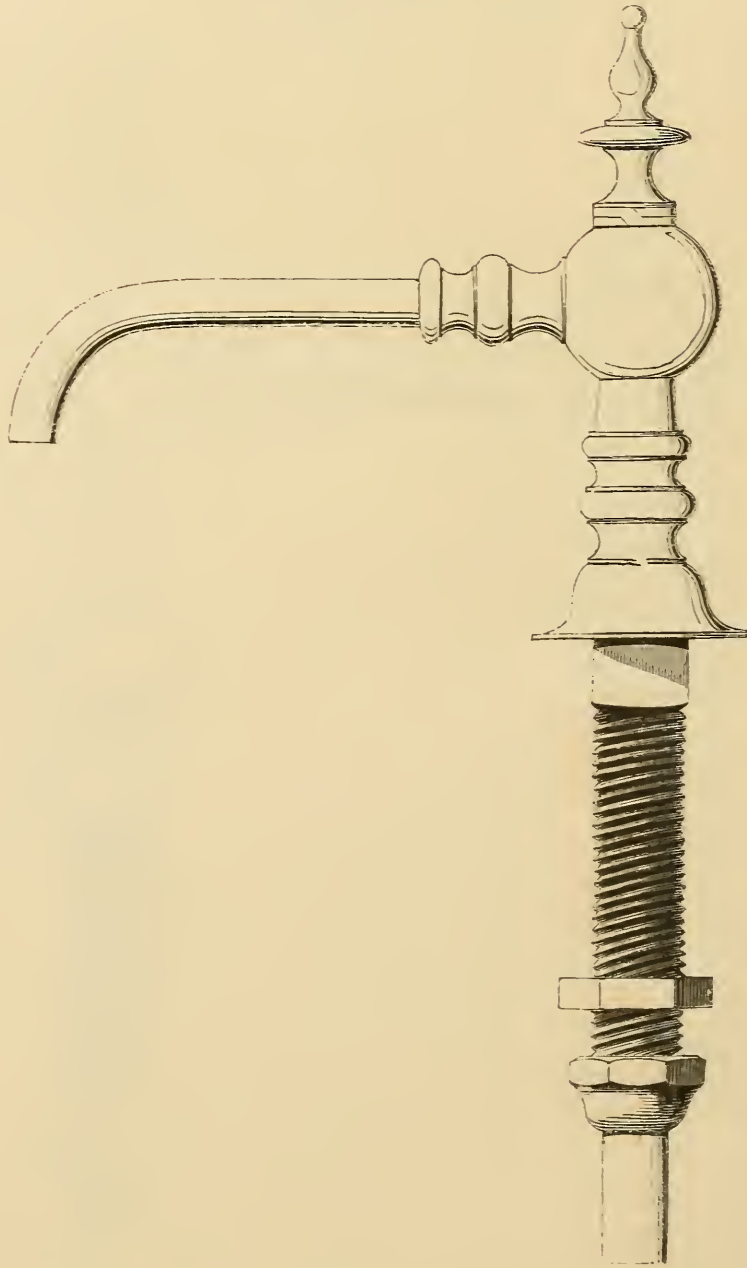
No. 1. FIG. 110.



Brass and Plated.

# Basin Cock.

No. 2. FIG. 111.

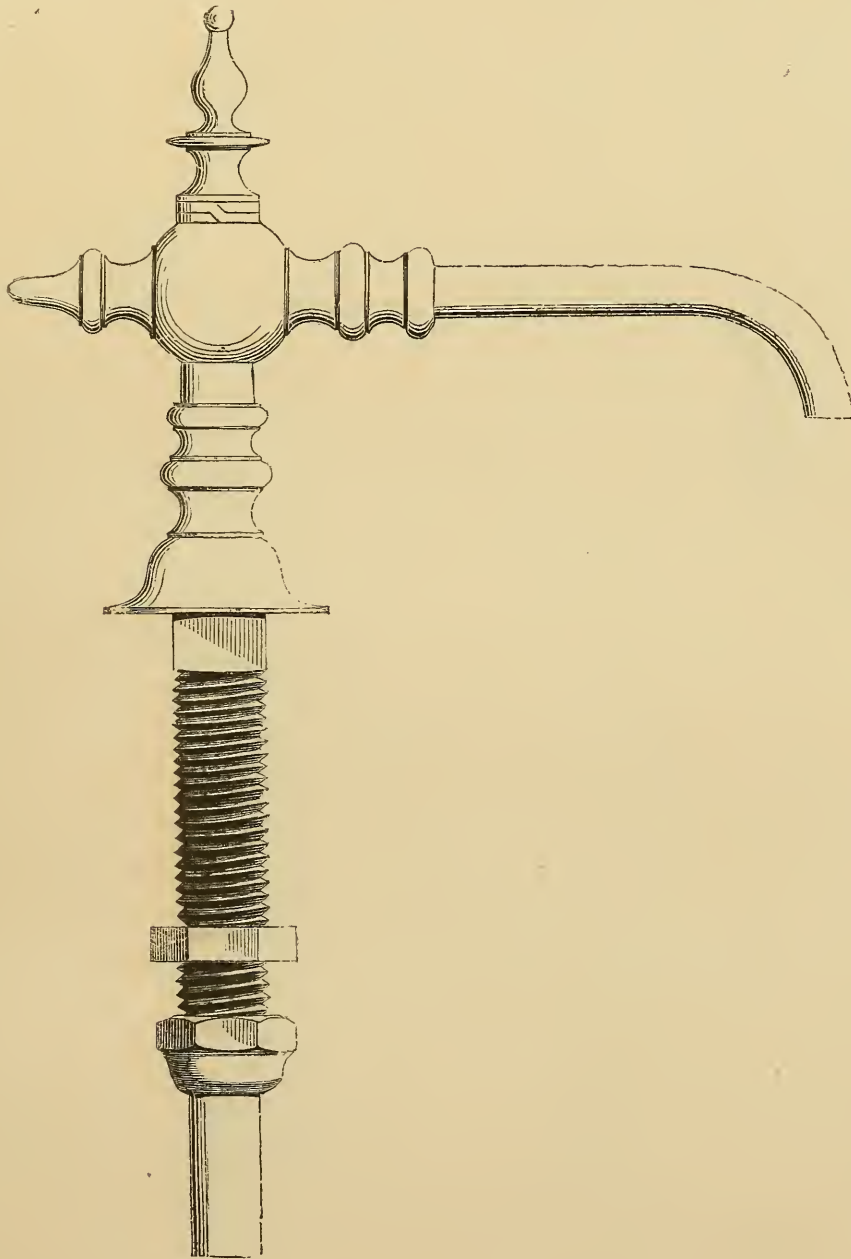


Brass and Plated.



# Basin Cock.

No. 2½. FIG 112.

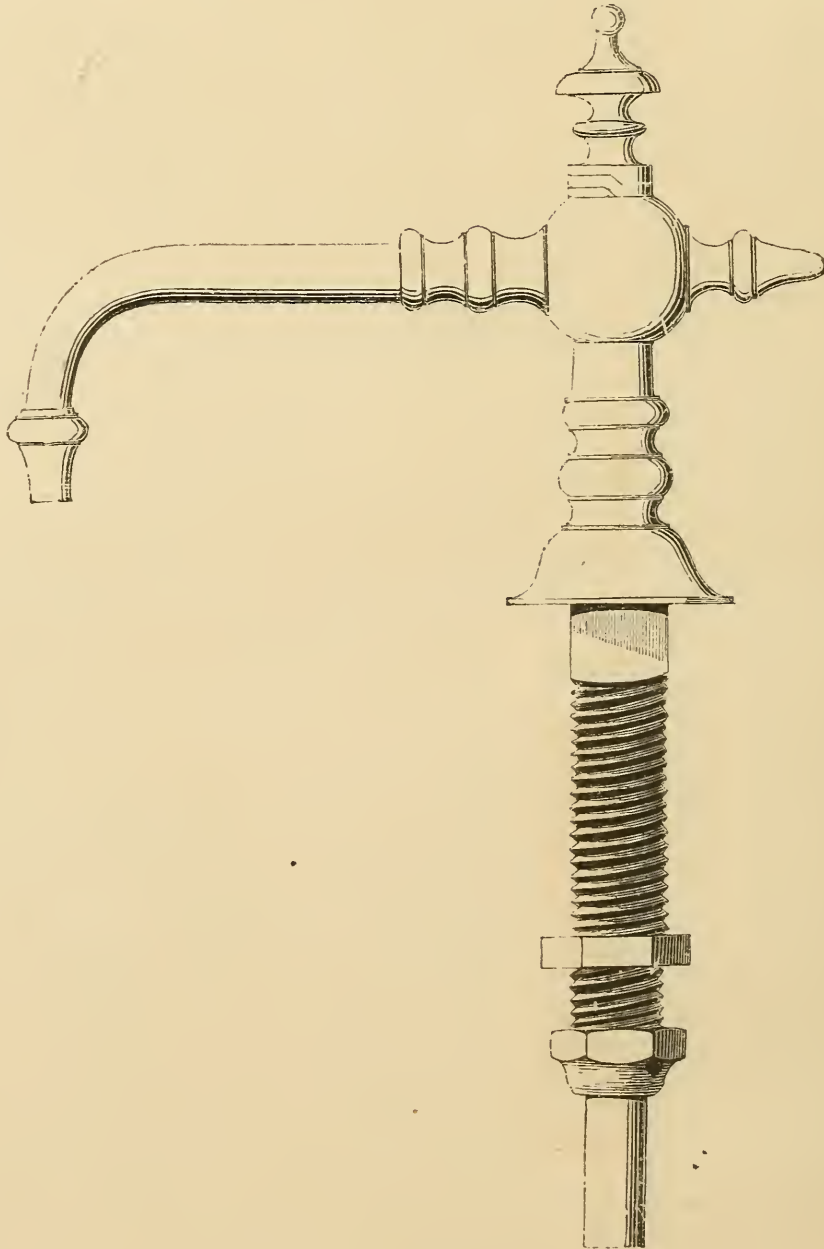


Brass and Plated.

HAYDEN, GERE & CO., NEW-YORK, AND HAYDENVILLE, MASS.

## Basin Cock.

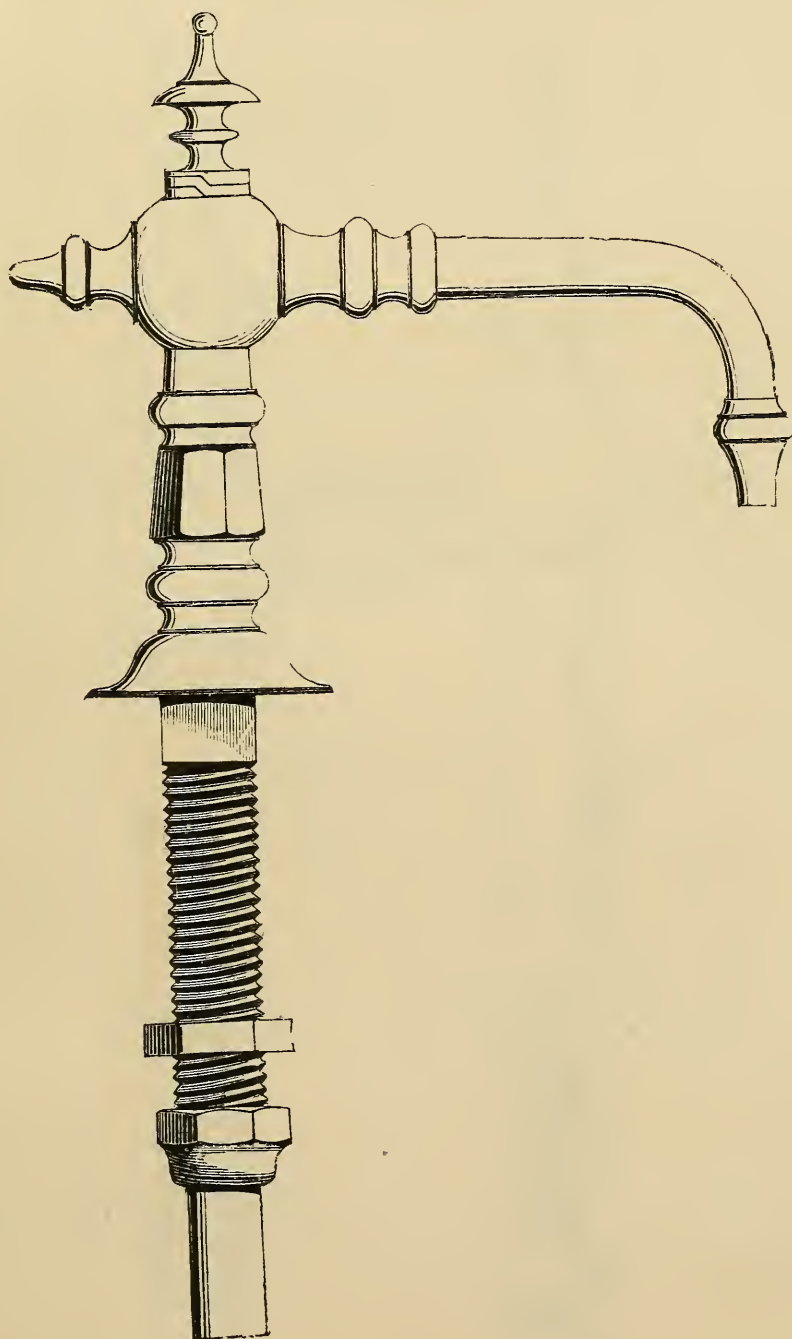
No. 3. FIG. 113.



Brass and Plated.

# Basin Cock.

No. 4. FIG. 114.



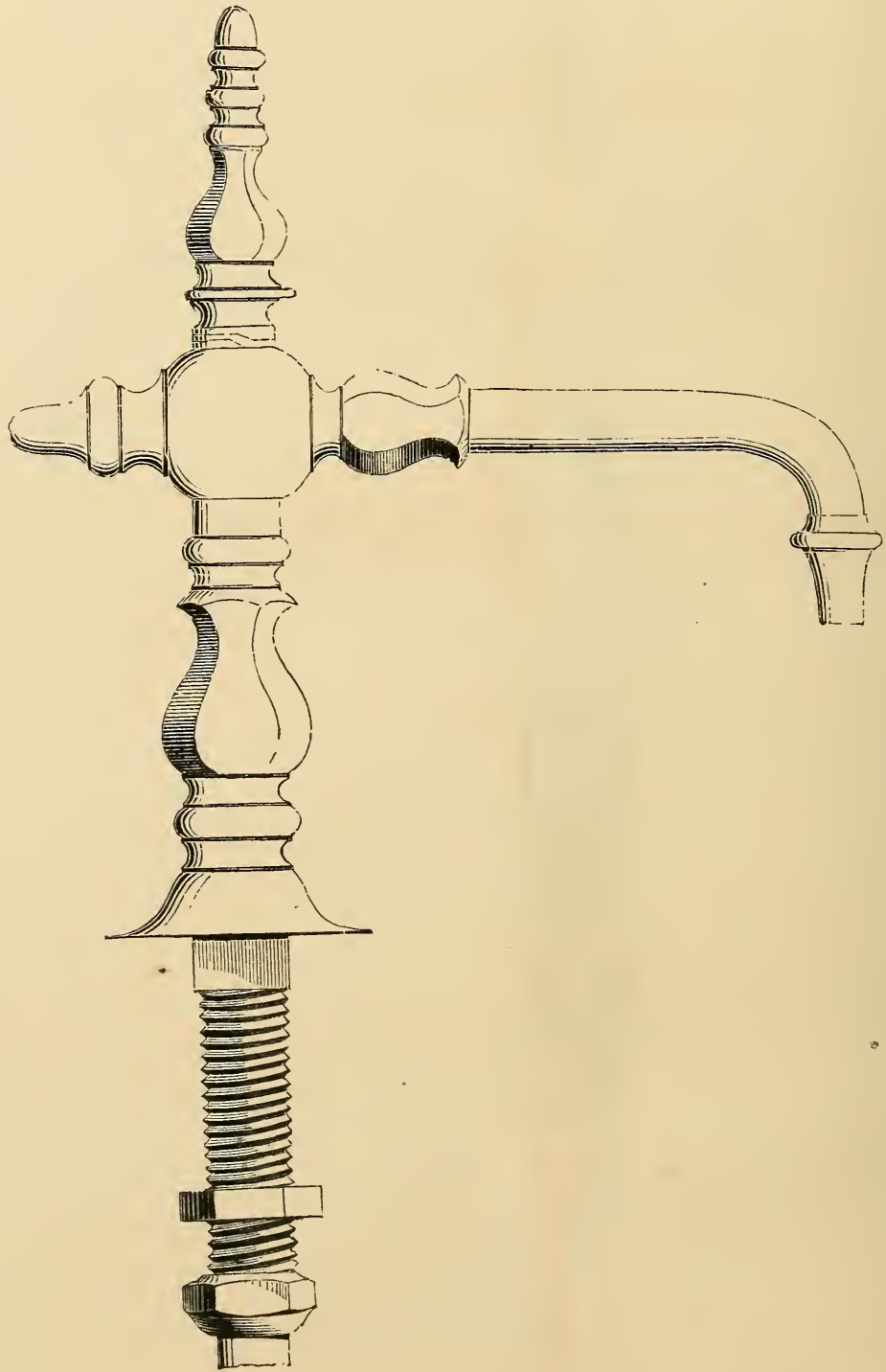
Brass and Plated.

HAYDEN, GERE & CO., NEW-YORK, AND HAYDENVILLE, MASS.



# Basin Cock.

No. 5. FIG. 115.

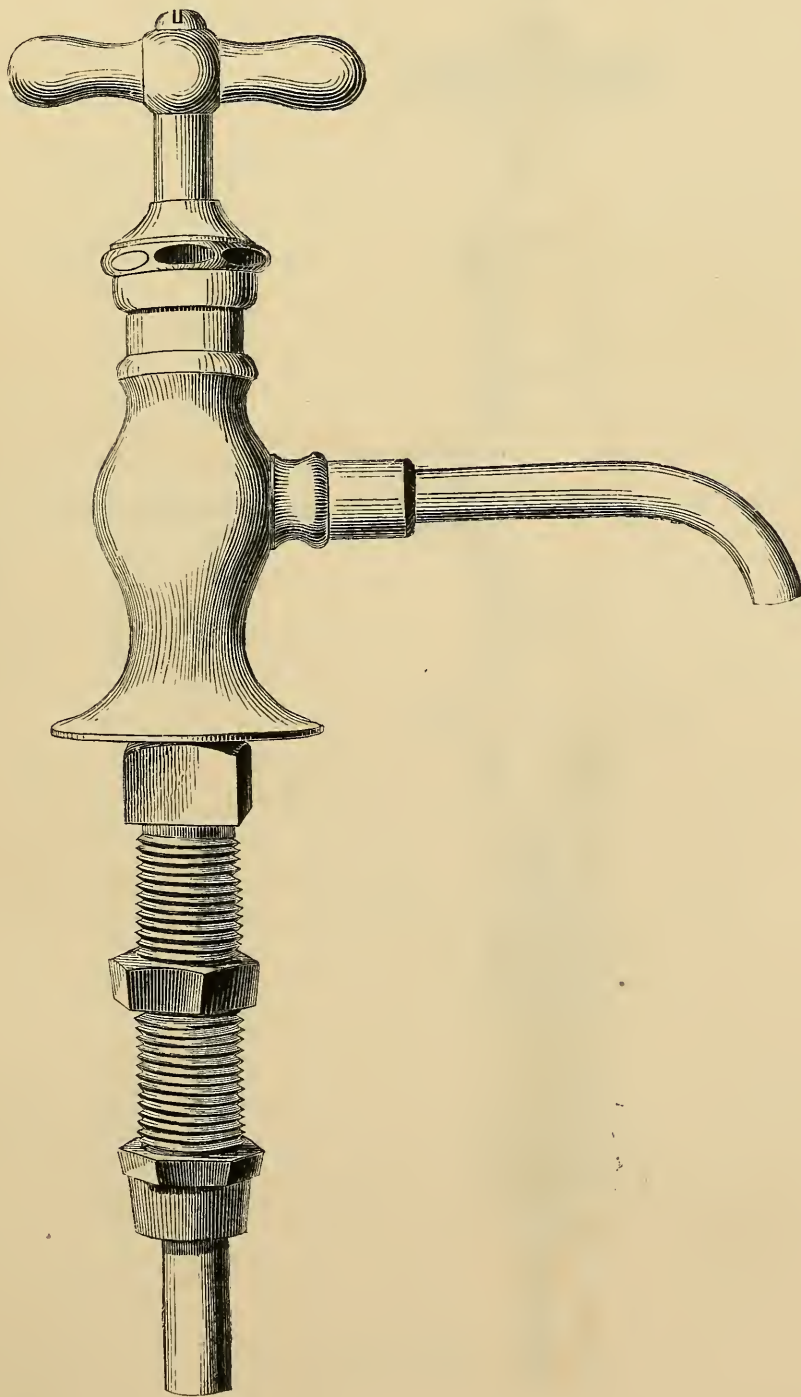


Brass and Plated.

HAYDEN, GERE & CO., NEW-YORK, AND HAYDENVILLE, MASS.

# Compression Basin Cock — T Handle — Ground Coupling.

FIG. 116.

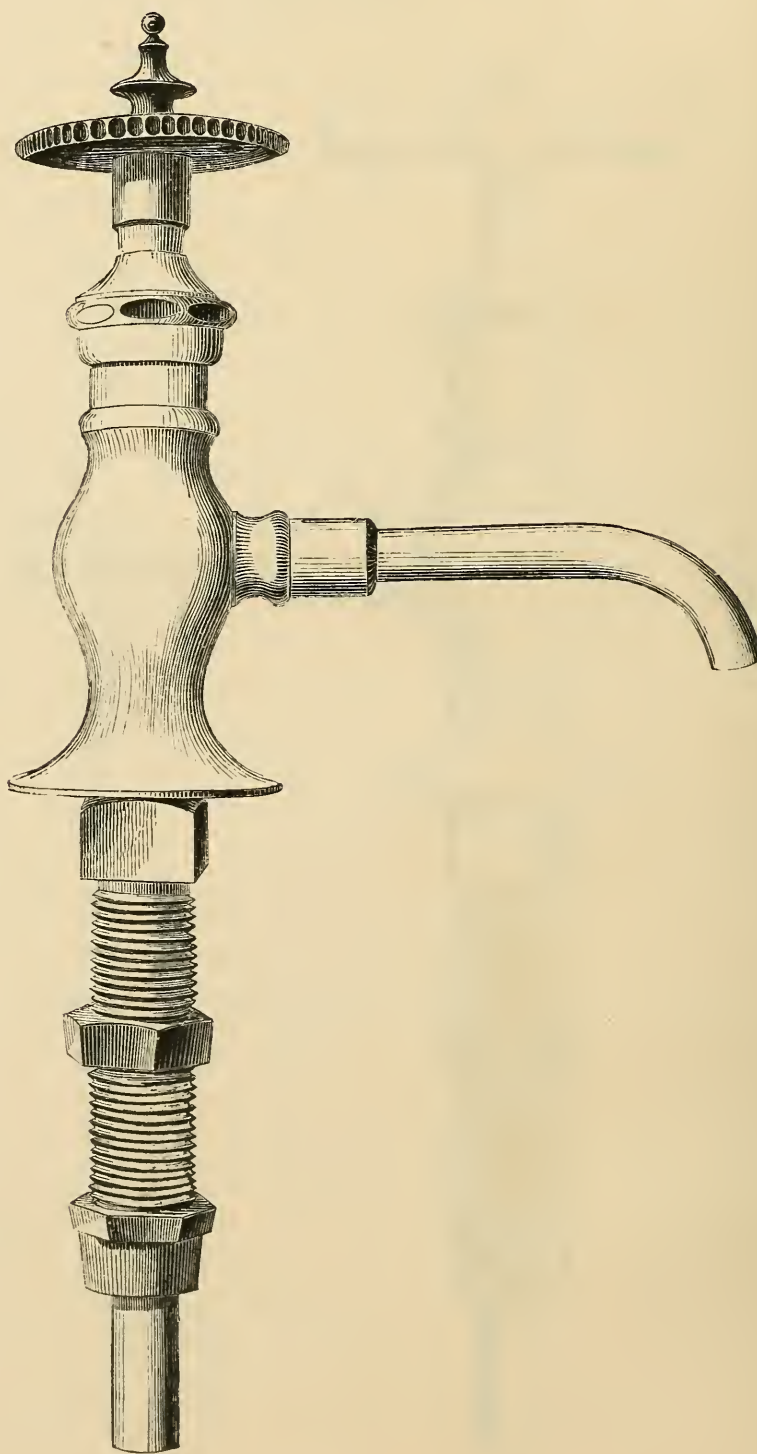


Brass and Plated.

HAYDEN, GERE & CO., NEW-YORK, AND HAYDENVILLE, MASS.

# Compression Basin Cock—Wheel Handle— Ground Coupling.

FIG. 117.

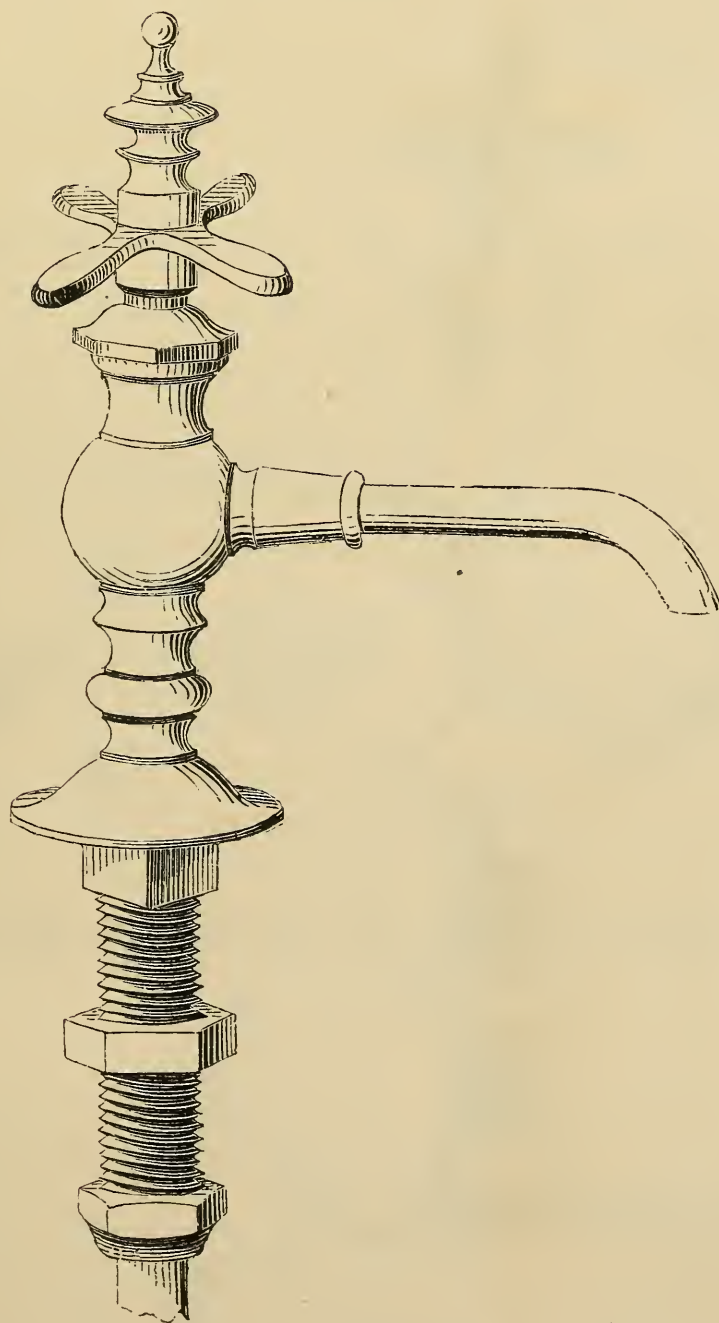


Brass and Plated.



# Compression Basin Cock—4 Arm—Ground Coupling.

FIG. 118.

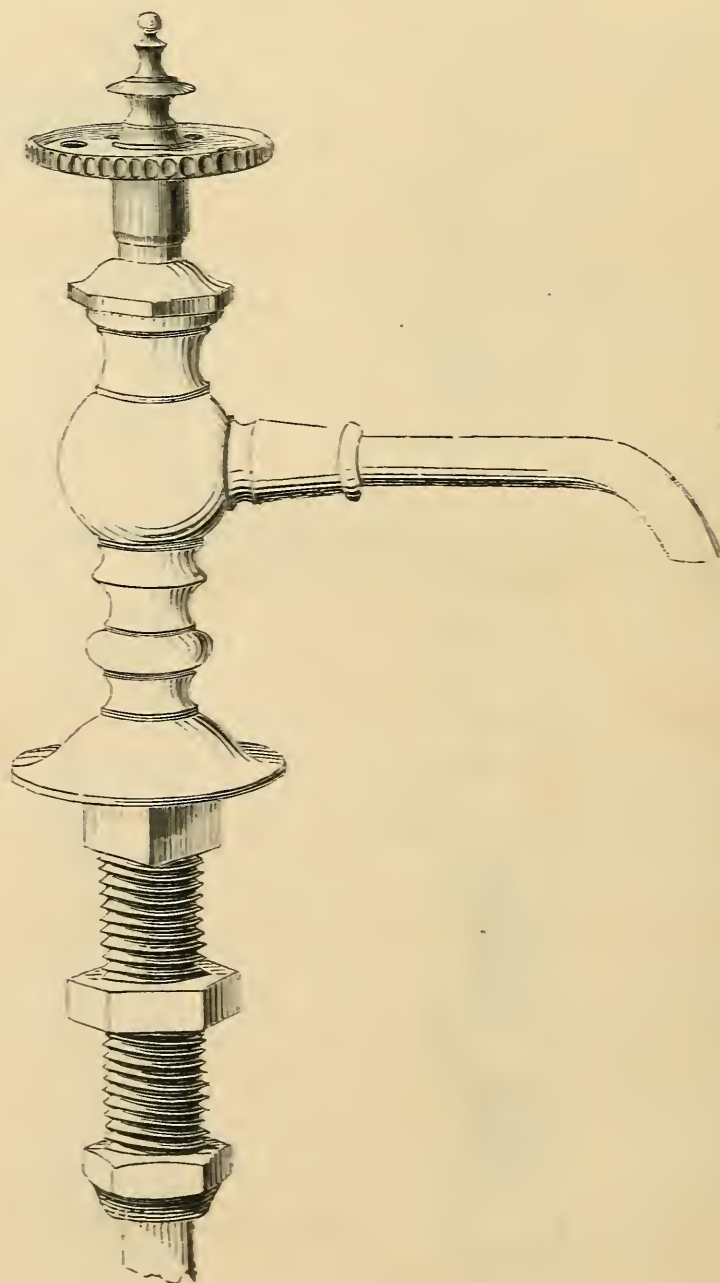


Brass and Plated.

HAYDEN, GERE & CO., NEW-YORK, AND HAYDENVILLE, MASS.

Compression Basin Cock—Wheel Handle—  
Ground Coupling.

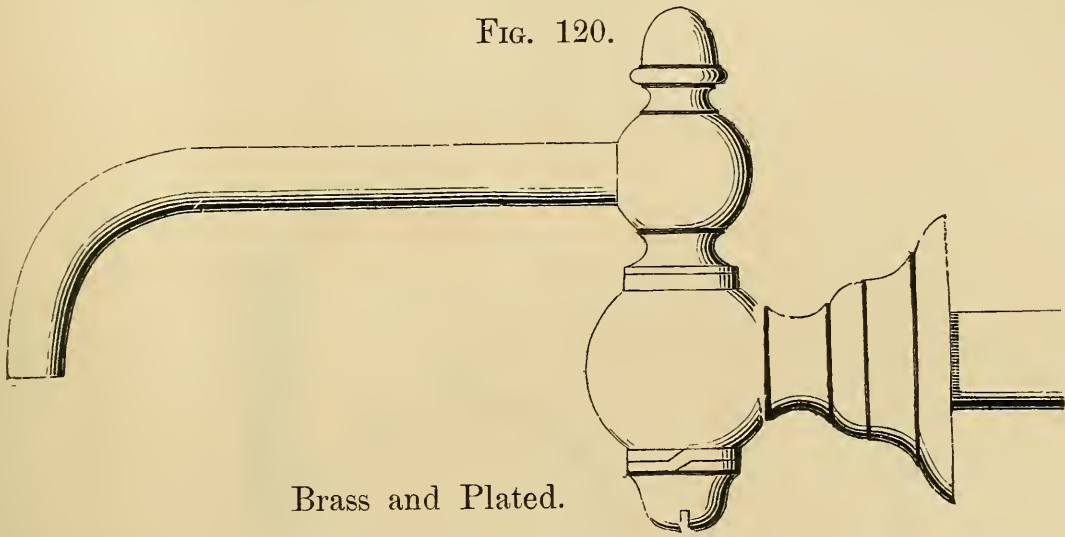
FIG. 119.



Brass and Plated.

## Bracket Basin Cock—Plain.

FIG. 120.



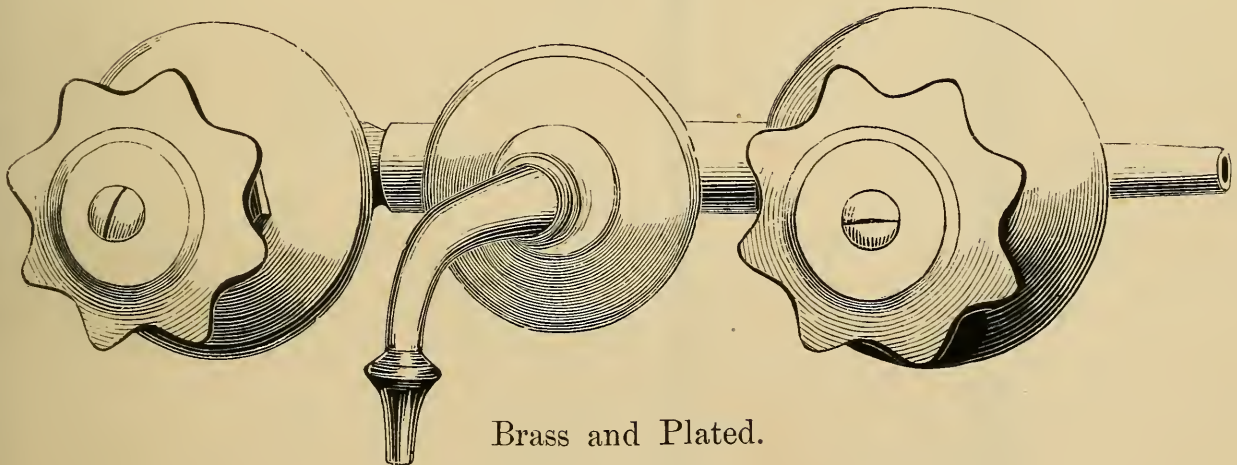
Brass and Plated.

---

## Compression Basin Cock.

FOR BACK OF SLAB—HOT AND COLD.

FIG. 121.

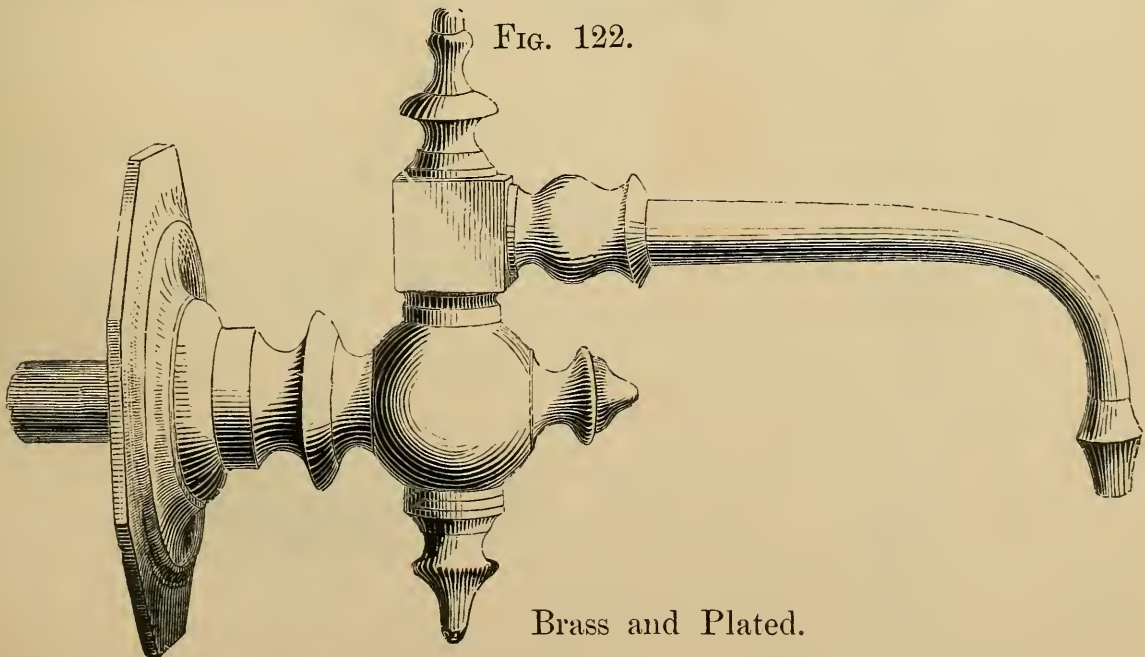


Brass and Plated.

---

## Bracket Basin Cock—Octagon.

FIG. 122.

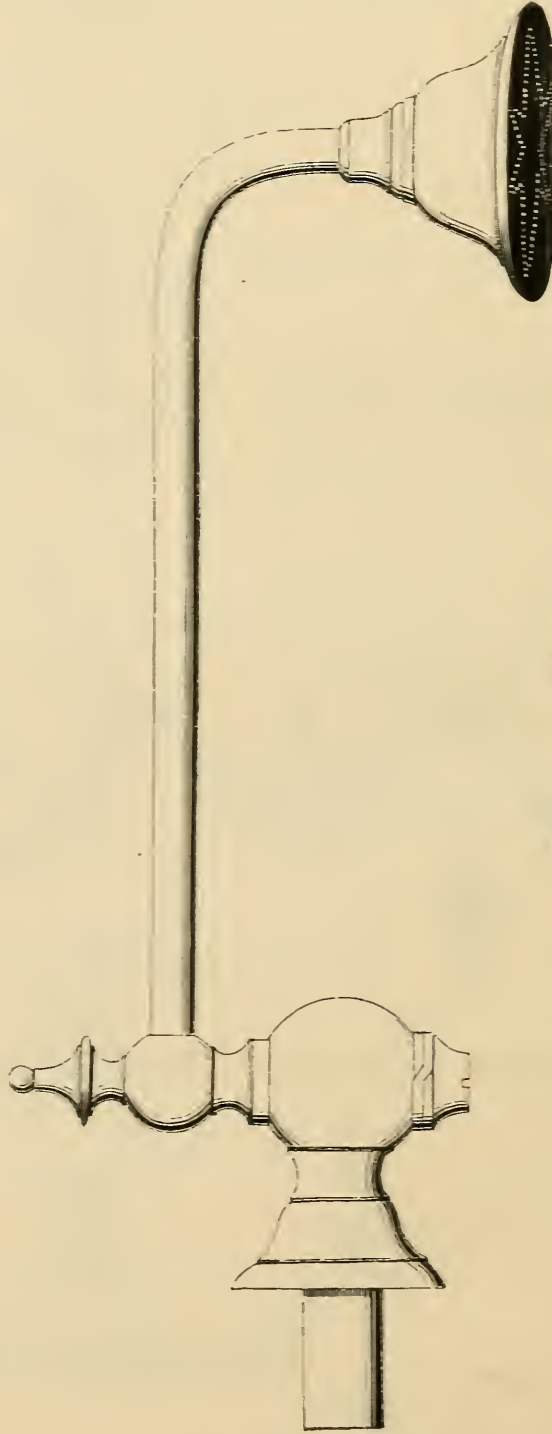


Brass and Plated.



## Bracket Shampooing Cock.

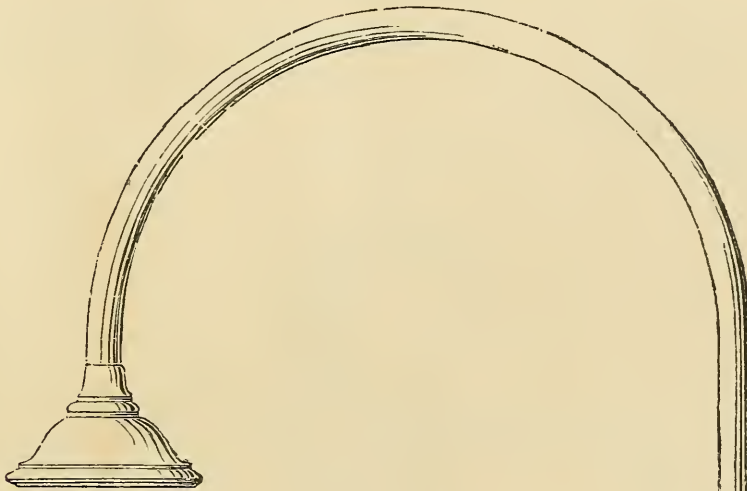
FIG. 123.



Brass and Plated.

# Shampooing Cock—with Ball Joint.

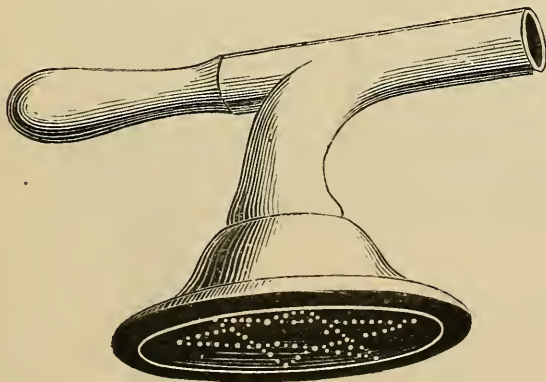
FIG. 124.



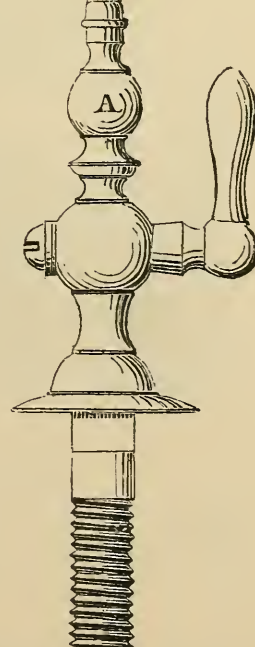
# Shampooing Sprinkler.

FOR RUBBER TUBE.

FIG. 125.



Brass and Plated.

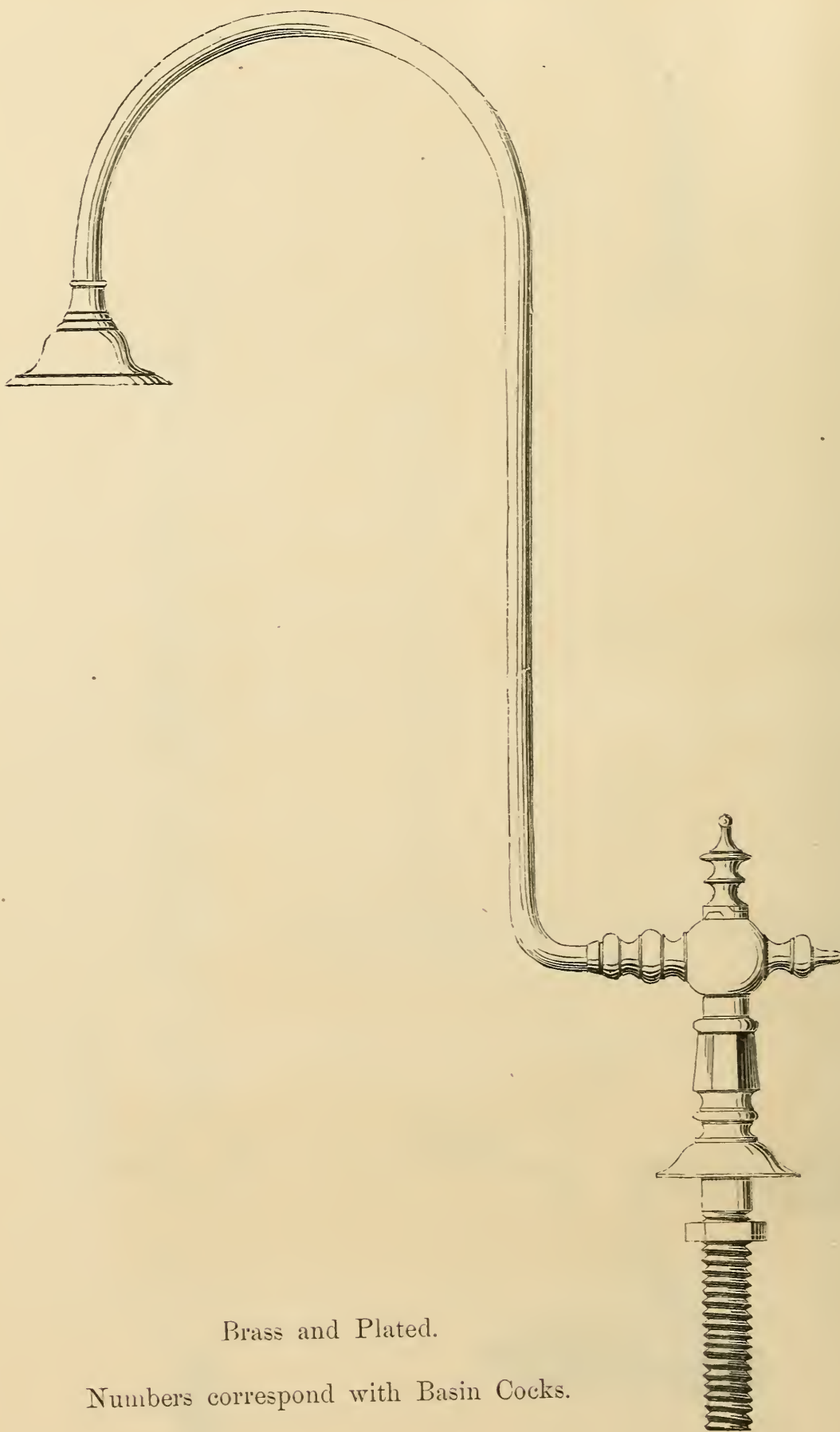


Brass and Plated.

HAYDEN, GERE & CO., NEW-YORK, AND HAYDENVILLE, MASS.

# Shampooing Cock.

FIG. 126.



Brass and Plated.


Numbers correspond with Basin Cocks.

Nos A, B, C, D, E, F, 00, 0, 1, 2, 3, 4, 5.



# Shampooing and Basin Cocks—Double.

FIG. 127.



Brass and Plated.

HAYDEN, GERE & CO., NEW-YORK, AND HAYDENVILLE, MASS.

*Beckwith Eng.*

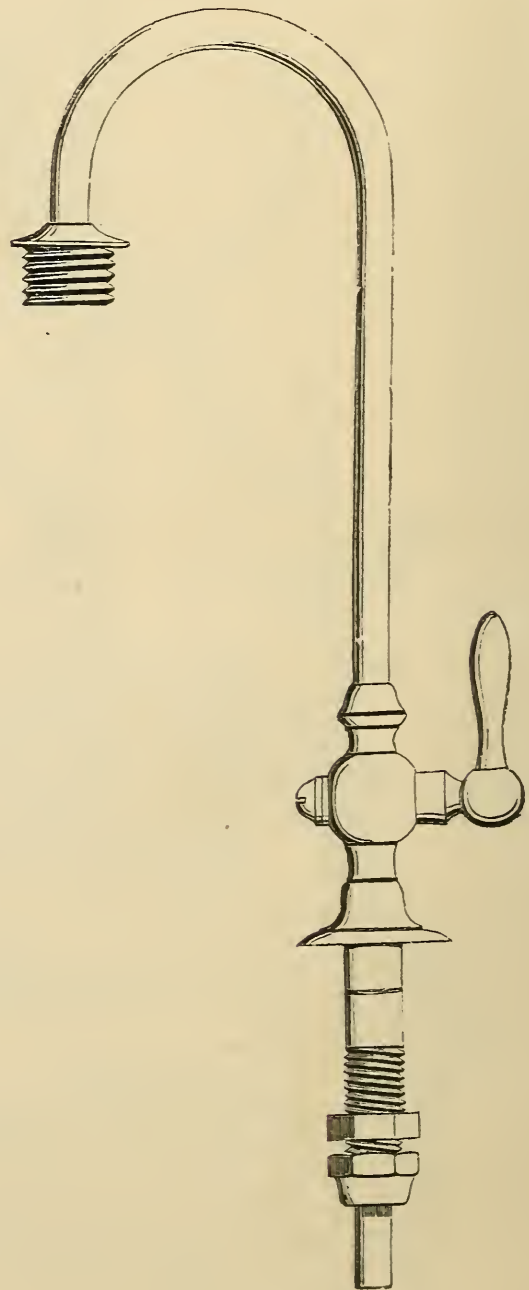

# Pantry Cocks.

PLAIN.

HOSE END.

FIG. 128.

FIG. 129.



Brass and Plated.



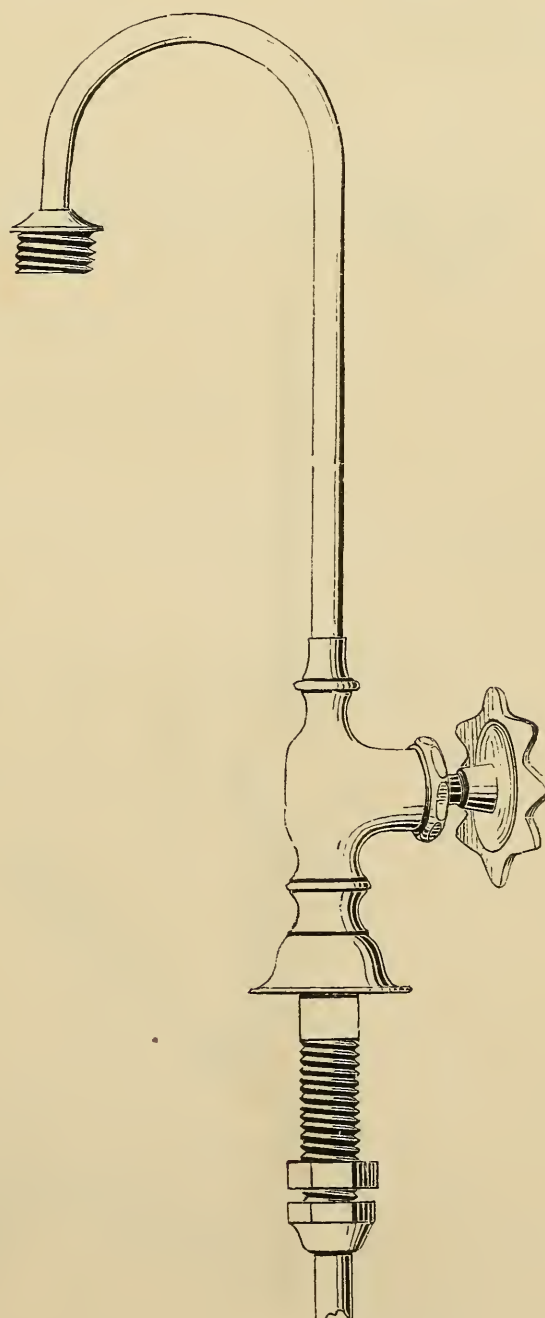

# Compression Pantry Cocks.

PLAIN.

HOSE END.

FIG. 130.

FIG. 131.



Brass and Plated

HAYDEN, GERE & CO., NEW-YORK, AND HAYDENVILLE, MASS.

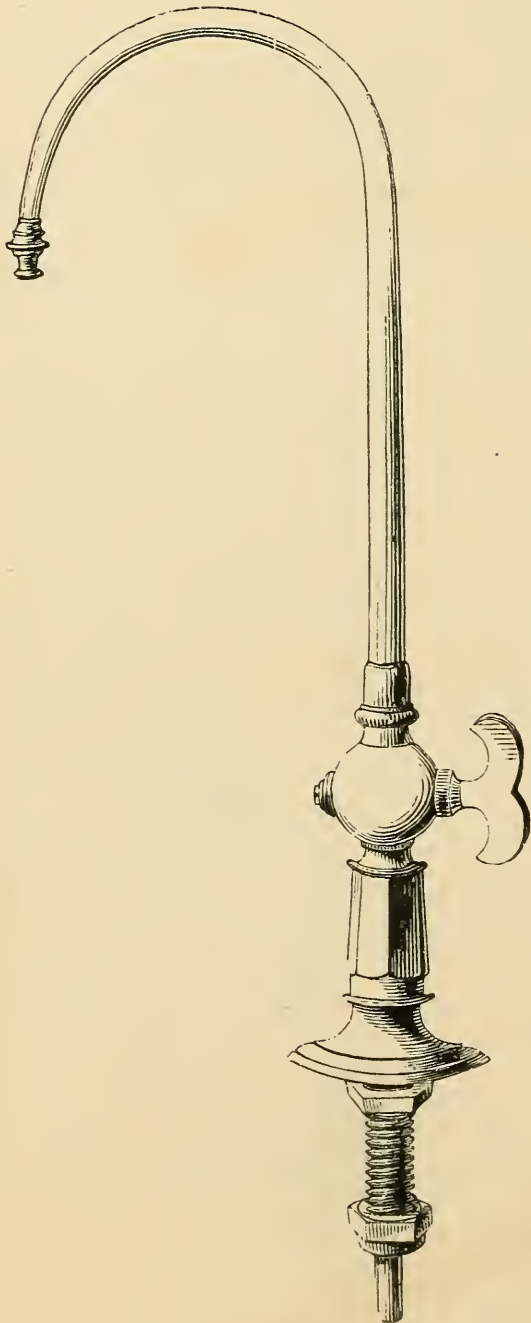


Counter Cock.

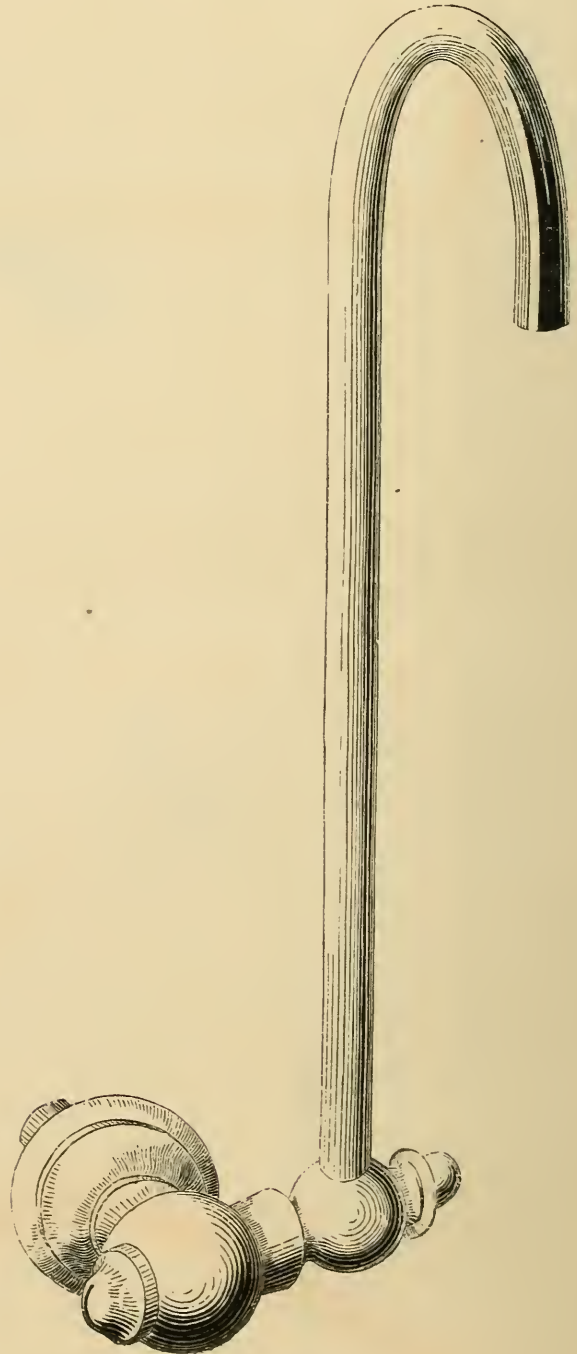
Slop Sink Cock.

FIG. 132.

FIG. 133.



Brass and Plated.




Brass.

HAYDEN, GERE & CO., NEW-YORK AND HAYDENVILLE, MASS.

## End Ferrule for Iron Pipe.

FIG. 134.




Rough.

Size,  $\frac{3}{4}$ , 1,  $1\frac{1}{4}$ ,  $1\frac{1}{2}$ , 2 inch.

---

## Side Ferrule for Iron Pipe.

FIG. 135.



Rough.


Size,  $\frac{1}{2}$ ,  $\frac{5}{8}$ ,  $\frac{3}{4}$ , 1 inch.

## Hose Pipes.

Finished.

### PLAIN SOLDERED TIP.

FIG. 136.




SHORT—Size,  $\frac{3}{4}$ , 1 inch.

LONG — Size,  $\frac{3}{4}$ , 1,  $1\frac{1}{4}$ ,  $1\frac{1}{2}$  inch.

---

### PLAIN—SCREW TIP.

FIG. 137.




SHORT—Size,  $\frac{3}{4}$ , 1 inch.

LONG — Size,  $\frac{3}{4}$ , 1,  $1\frac{1}{4}$ ,  $1\frac{1}{2}$ ,  $1\frac{3}{4}$ , 2,  $2\frac{1}{4}$ ,  $2\frac{1}{2}$ , 3,  $3\frac{1}{2}$ , 4 inch.

---

### COCK ON SMALL END.

FIG. 138.




SHORT—Size,  $\frac{3}{4}$ , 1 inch.

LONG — Size,  $\frac{3}{4}$ , 1,  $1\frac{1}{4}$ ,  $1\frac{1}{2}$ ,  $1\frac{3}{4}$ , 2 inch.

---

### COCK ON LARGE END.

FIG. 139.



SHORT—Size,  $\frac{3}{4}$ , 1 inch.

LONG — Size,  $\frac{3}{4}$ , 1,  $1\frac{1}{4}$ ,  $1\frac{1}{2}$ ,  $1\frac{3}{4}$ , 2 inch.



# Hose Pipe, for Fire Engine.

FIG. 140.




Finished. Size,  $2\frac{1}{2}$  inch.

HAYDEN, GERE & CO., NEW-YORK, AND HAYDENVILLE, MASS.

## Hose Nozzle—to tie on.

FIG. 141.

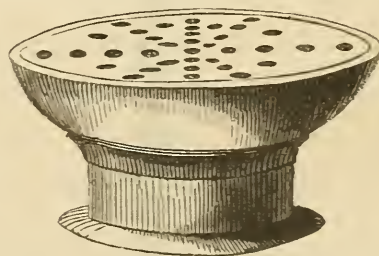


Finished.

Size,  $\frac{3}{4}$ ,  $\frac{7}{8}$ , 1,  $1\frac{1}{4}$ ,  $1\frac{1}{2}$  inch.

## Hose Sprinkler—Small.

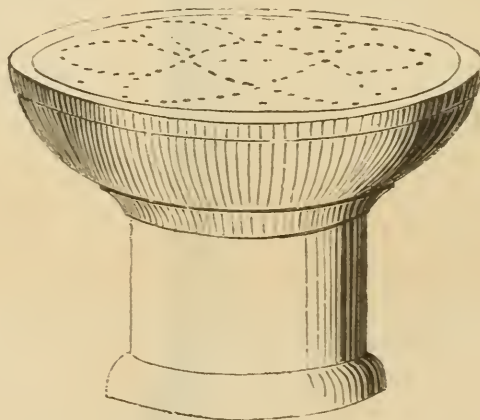
FIG. 142.



For  $\frac{3}{4}$ , 1 inch Hose Pipes.

## Hose Sprinkler—Large.

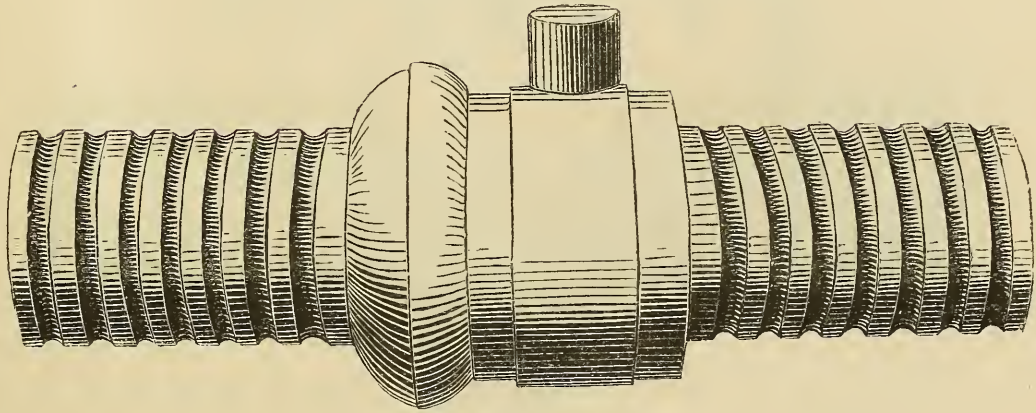
FIG. 143.



For  $1\frac{1}{4}$ ,  $1\frac{1}{2}$ ,  $1\frac{3}{4}$ , 2 inch Hose Pipes.

## Hose Coupling, for Rubber Hose.

FIG. 144.

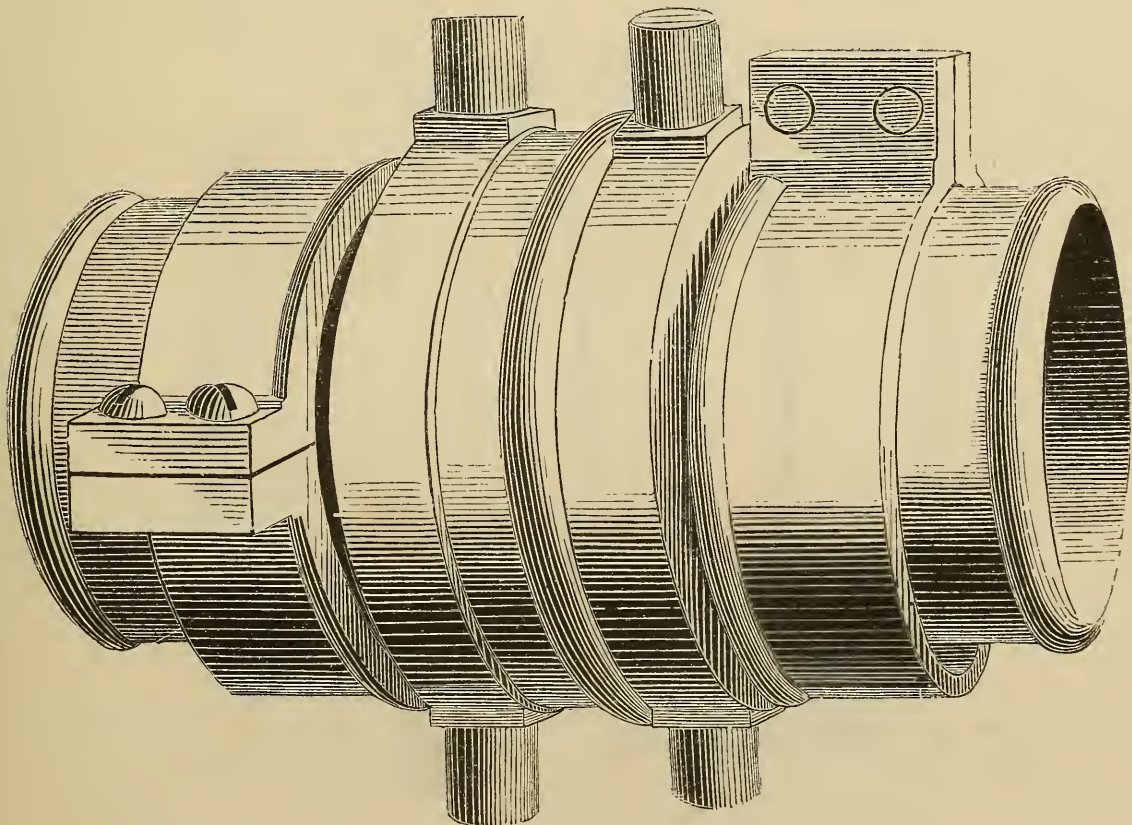


Size,  $\frac{1}{2}$ ,  $\frac{5}{8}$ ,  $\frac{3}{4}$ ,  $\frac{7}{8}$ , 1,  $1\frac{1}{4}$ ,  $1\frac{1}{2}$ ,  $1\frac{3}{4}$ , 2,  $2\frac{1}{4}$ ,  $2\frac{1}{2}$ , 3,  $3\frac{1}{2}$ , 4, 5, 6 inch.

---

## Hose Coupling, for Rubber Hose—with Spring Bands.

FIG. 145.

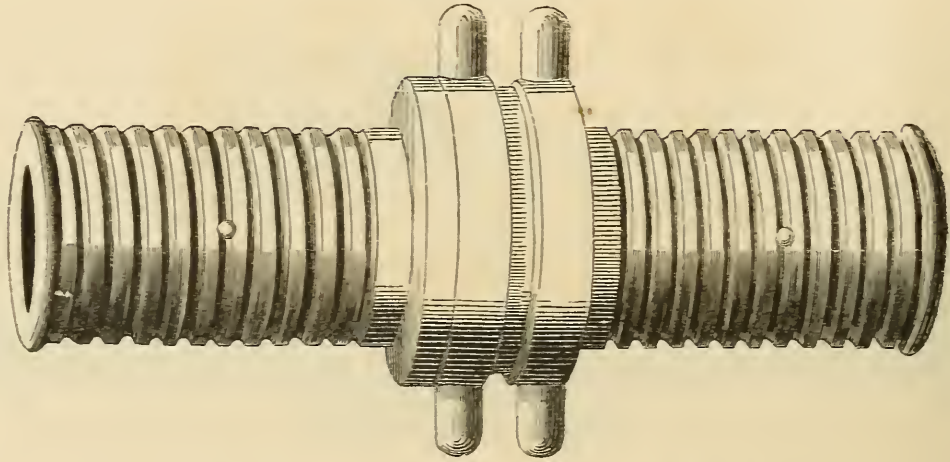


Size, 2,  $2\frac{1}{4}$ ,  $2\frac{1}{2}$  inch.



## Suction Hose Coupling.

FIG. 146.

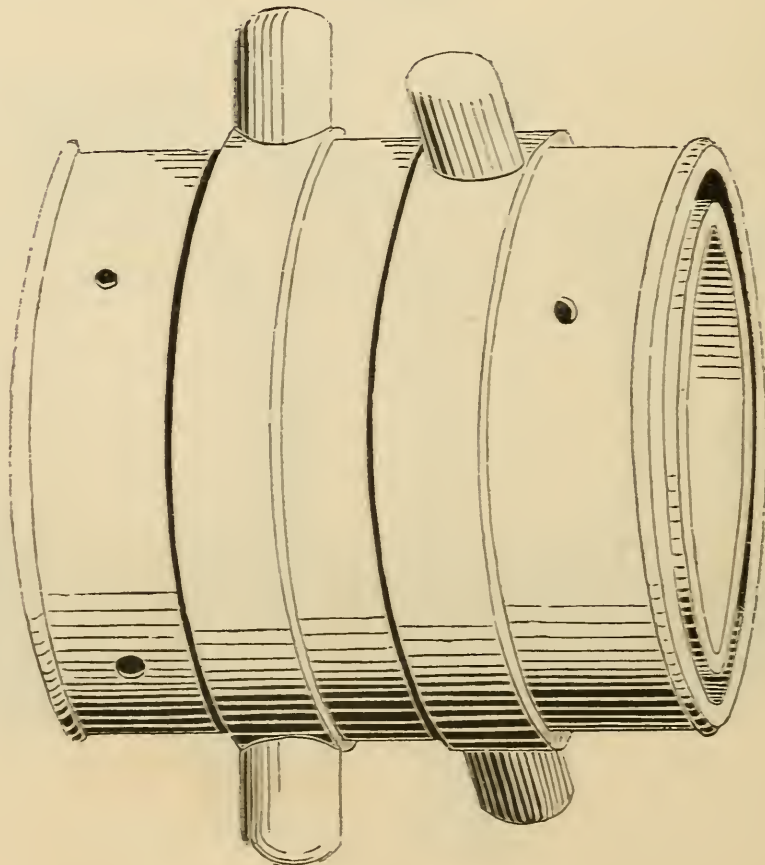


Size,  $1\frac{1}{4}$ ,  $1\frac{1}{2}$ ,  $1\frac{3}{4}$ , 2,  $2\frac{1}{4}$ ,  $2\frac{1}{2}$ , 3,  $3\frac{1}{2}$ , 4, 5, 6 inch.

---

## Hose Coupling—with Bands for Leather Hose.


FIG. 147.



Size, 2,  $2\frac{1}{2}$ , 3,  $3\frac{1}{2}$ , 4 inch.

## Suction Basket.

FIG. 148.

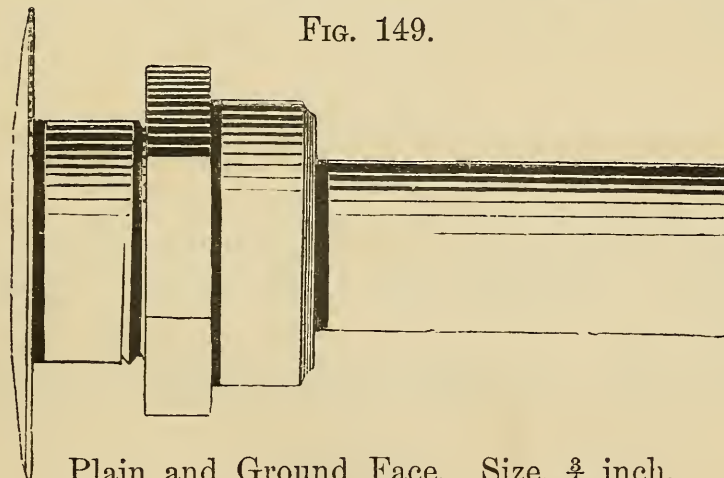


Size, 2, 2½, 3, 4 inch.

---

## Boiler Coupling—Straight.

FIG. 149.

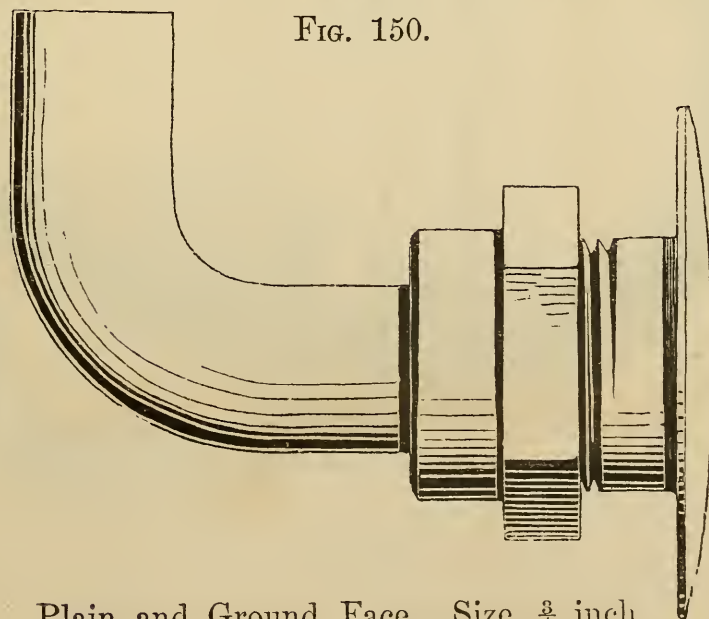


Plain and Ground Face. Size, ¾ inch.

---

## Boiler Coupling—Bent.

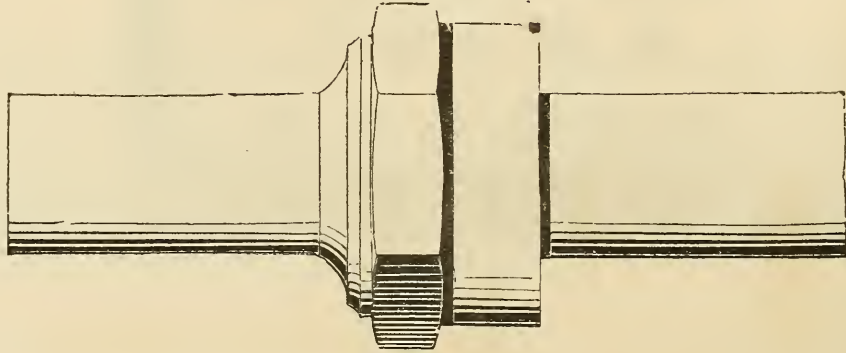
FIG. 150.



Plain and Ground Face. Size, ¾ inch.

## Plain Coupling.

FIG. 151.

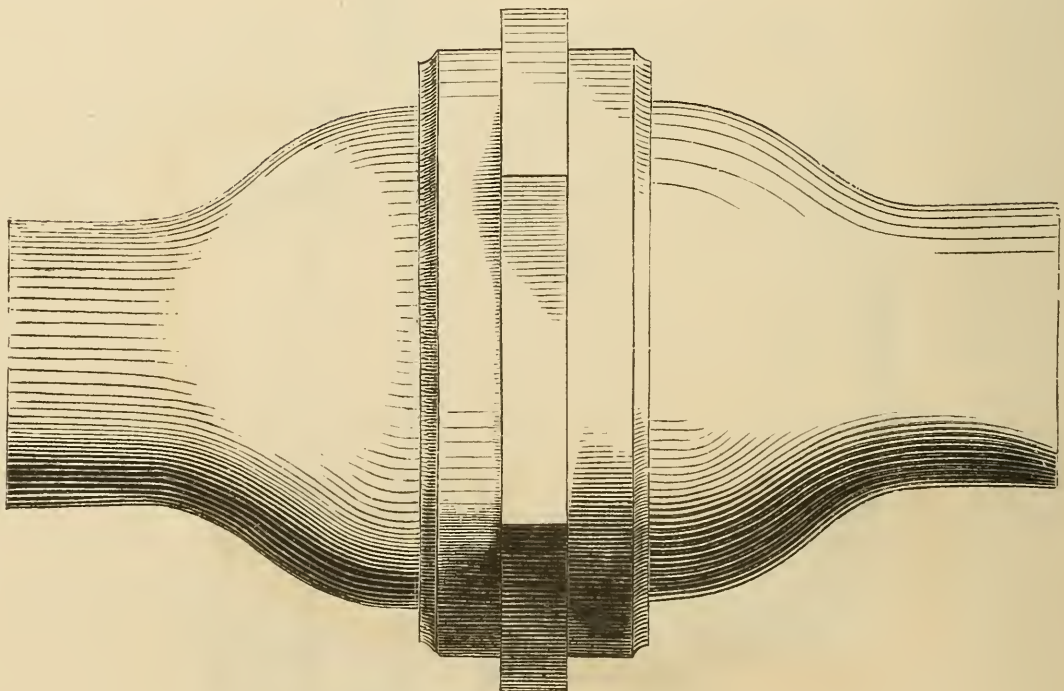


Finished.

Size,  $\frac{1}{4}$ ,  $\frac{3}{8}$ ,  $\frac{1}{2}$ ,  $\frac{5}{8}$ ,  $\frac{3}{4}$ , 1,  $1\frac{1}{4}$ ,  $1\frac{1}{2}$ ,  $1\frac{3}{4}$ , 2,  $2\frac{1}{2}$ , 3 inch.

## Valve Coupling—Ground Valve.

FIG. 152.



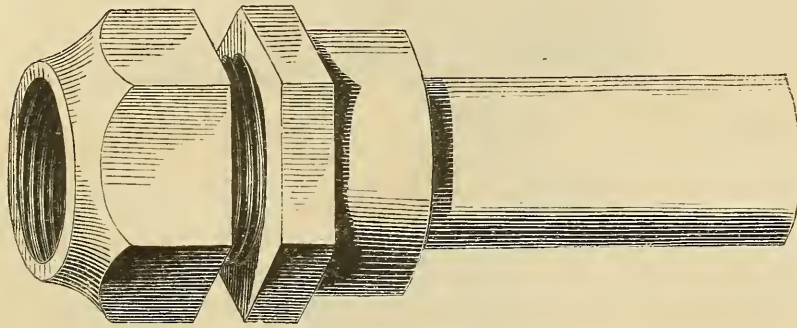
Finished.

Size,  $\frac{1}{2}$ ,  $\frac{3}{4}$ , 1,  $1\frac{1}{4}$ ,  $1\frac{1}{2}$ ,  $1\frac{3}{4}$ , 2,  $2\frac{1}{2}$  inch.



# Water-Back Coupling--Straight--for Iron Pipe.

FIG. 153.



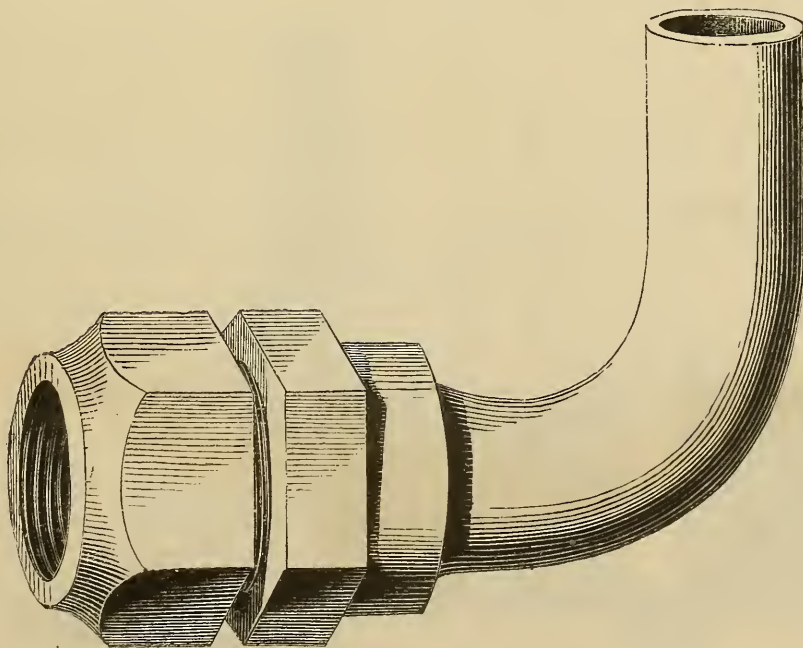
Plain and Ground Face.

Size,  $\frac{3}{4}$  inch.



# Water-Back Coupling--Bent--for Iron Pipe.

FIG. 154.

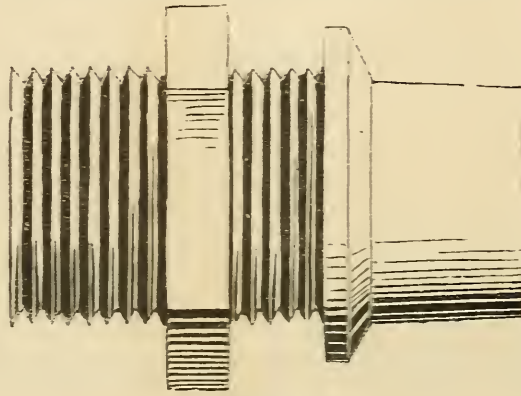


Plain and Ground Face.

Size,  $\frac{3}{4}$  inch.

## Street Washer Screw—Short.

FIG. 155.



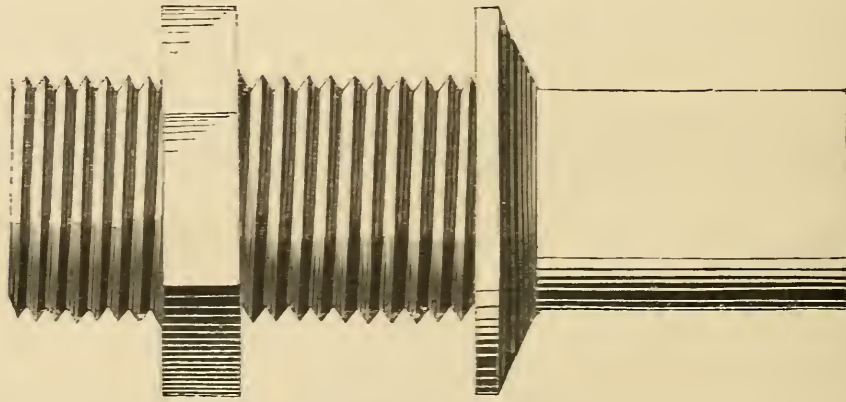
Finished.

Size,  $\frac{3}{4}$ , 1 inch.

---

## Street Washer Screw—Long.

FIG. 156.



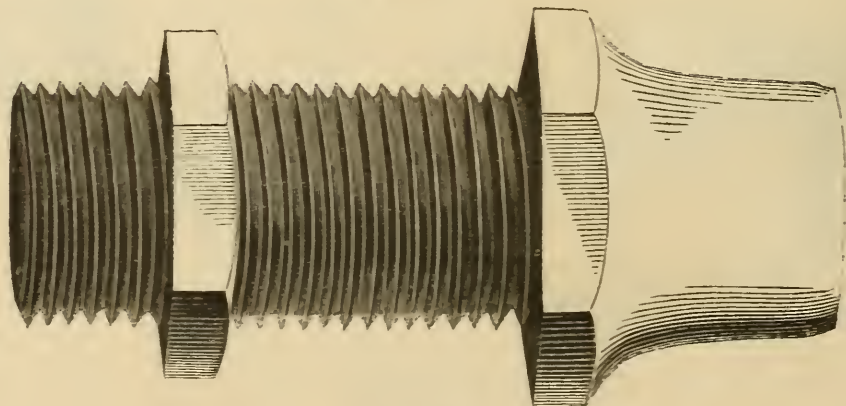
Finished.

Size,  $\frac{3}{4}$ , 1 inch.

---

## Street Washer Screw—Long—for Iron Pipe.

FIG. 157.



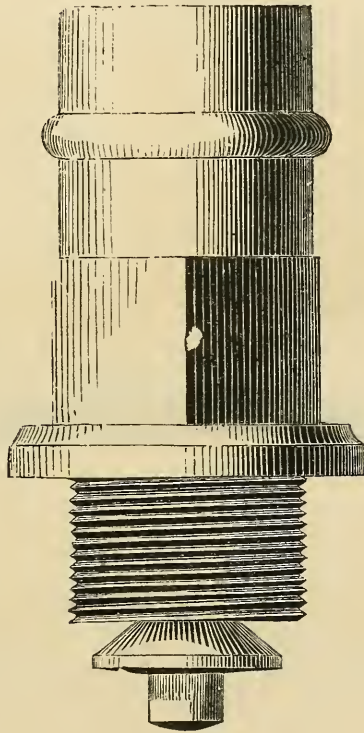
Finished.

Size,  $\frac{3}{4}$ , 1 inch.



# Vacuum Valve, for Copper Boilers.

FIG. 158.

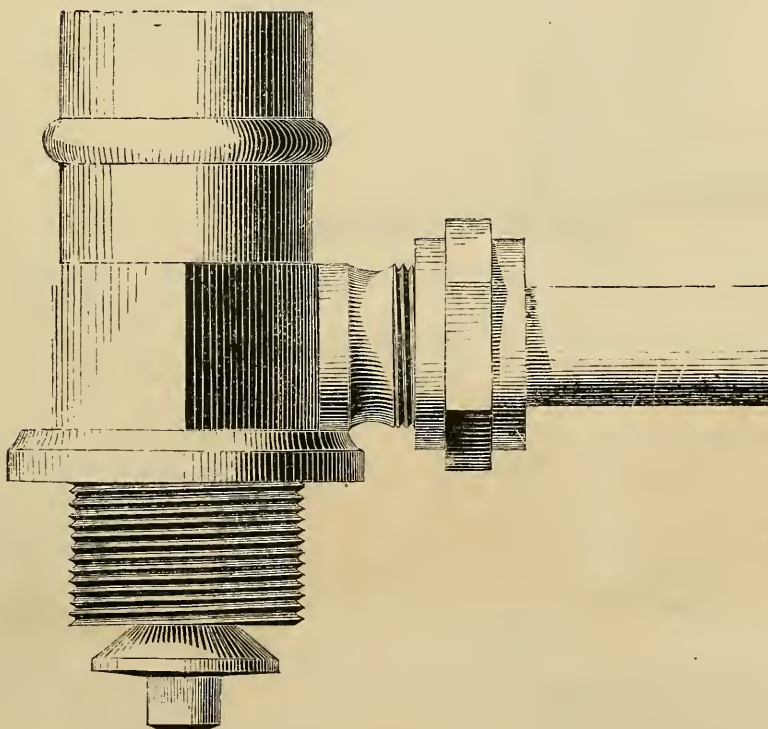


Finished. For  $\frac{3}{4}$  inch Iron Pipe.

---

# Vacuum Valve—with Coupling—for Copper Boilers.

FIG. 159.



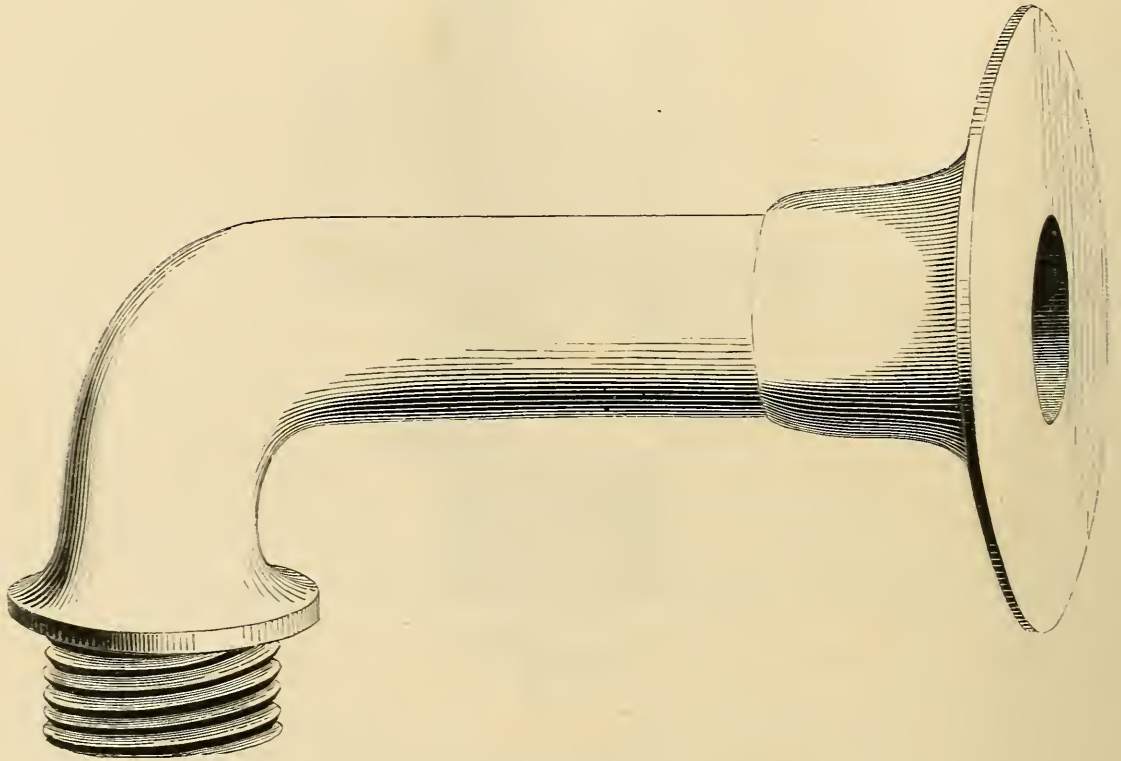
Finished. For  $\frac{3}{4}$  inch Iron Pipe.

HAYDEN, GERE & CO., NEW-YORK, AND HAYDENVILLE, MASS.



# Hydrant Nozzle, for Iron Pipe.

FIG. 160.

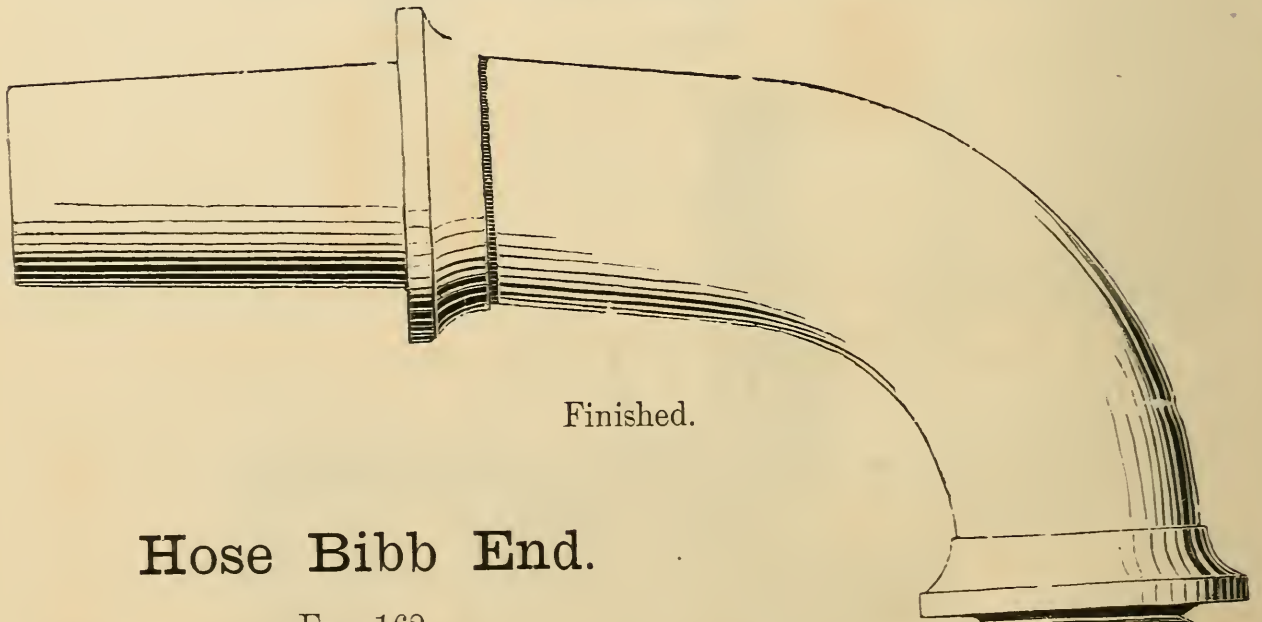


Finished.



# Hydrant Nozzle.

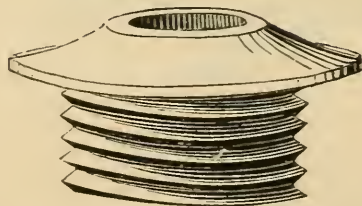
FIG. 161.



Finished.

# Hose Bibb End.

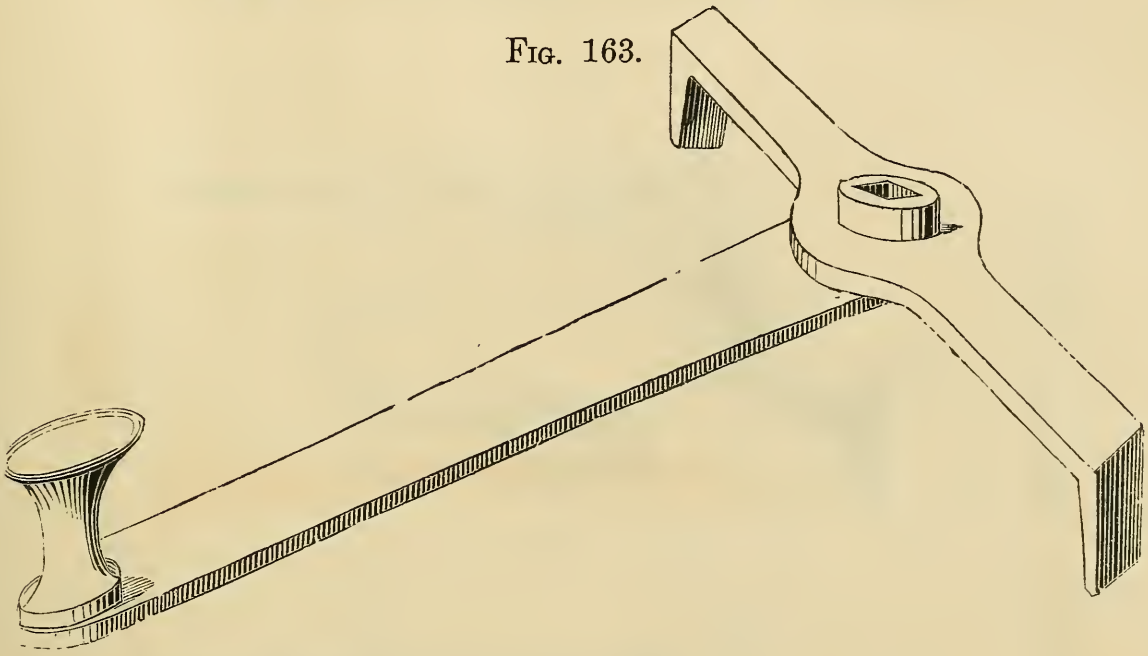
FIG. 162.



HAYDEN, GERE & CO., NEW-YORK, AND HAYDENVILLE, MASS.

# Hydrant Handle and Guide.

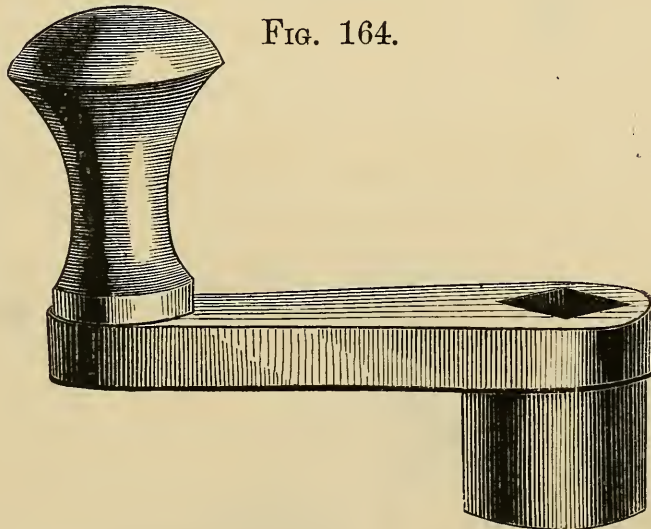
FIG. 163.



~~~~~

Hydrant Handle, for Compression Hydrant Cock.

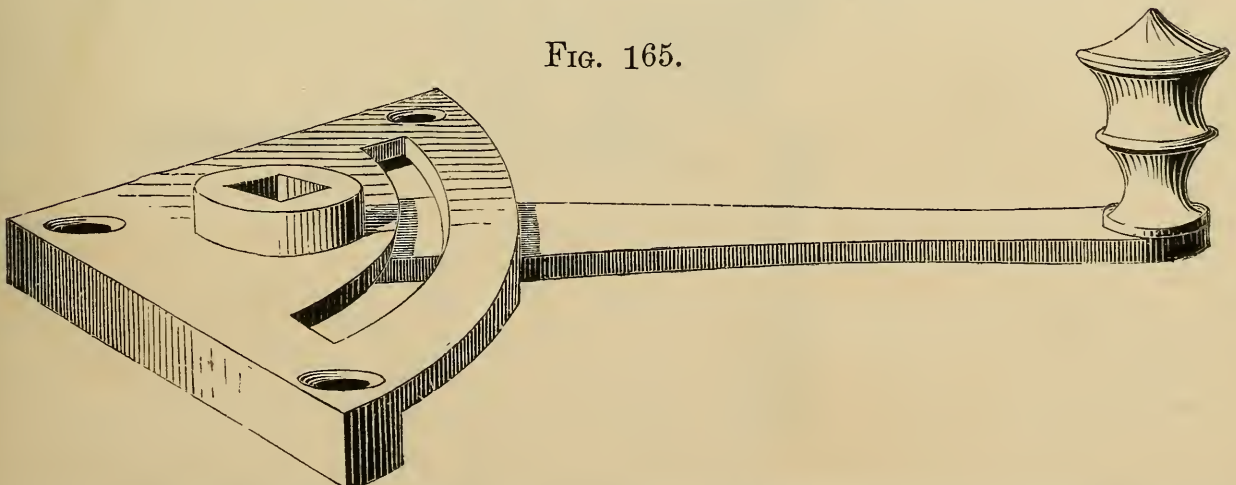
FIG. 164.



~~~~~

## Hydrant Handle—Triangular Guide.

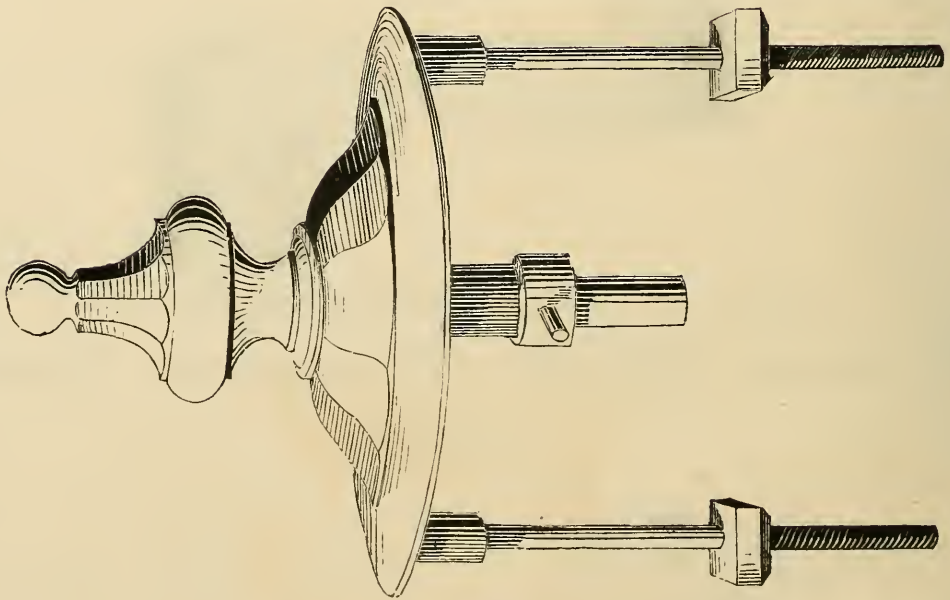
FIG. 165.



HAYDEN, GERE & CO., NEW-YORK, AND HAYDENVILLE, MASS.

# Octagon Basin Pull.

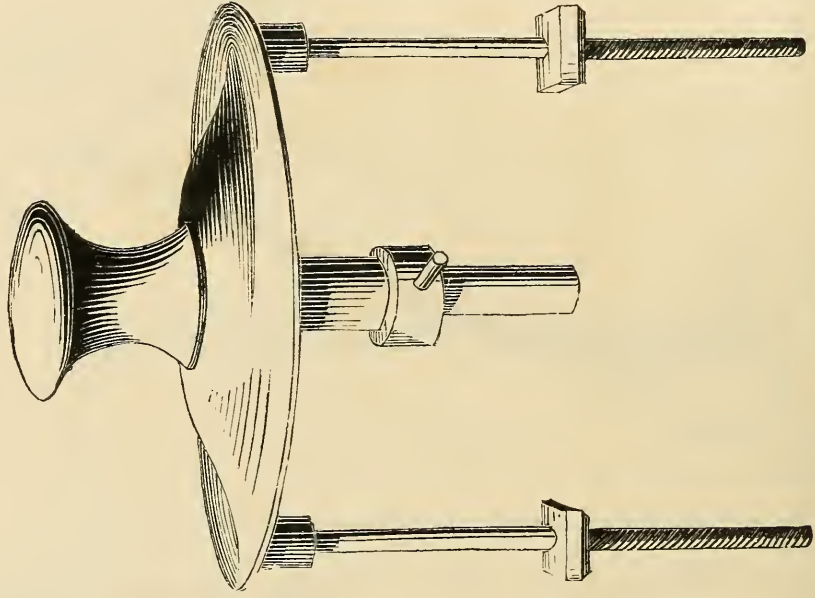
FIG. 167.



Brass and Plated.

# Plain Basin Pull

FIG. 166.

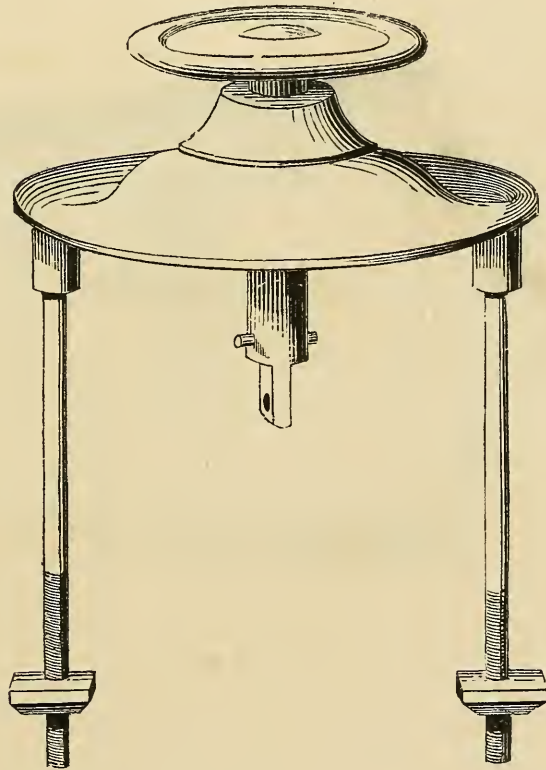


Brass and Plated.



## New Pattern Basin Pull.

FIG. 168.

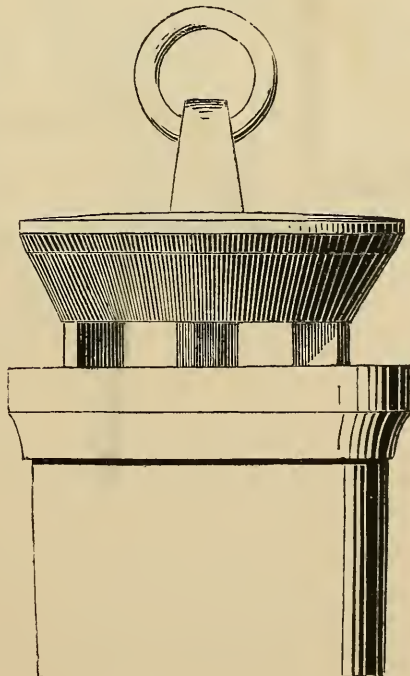


Brass and Plated.

---

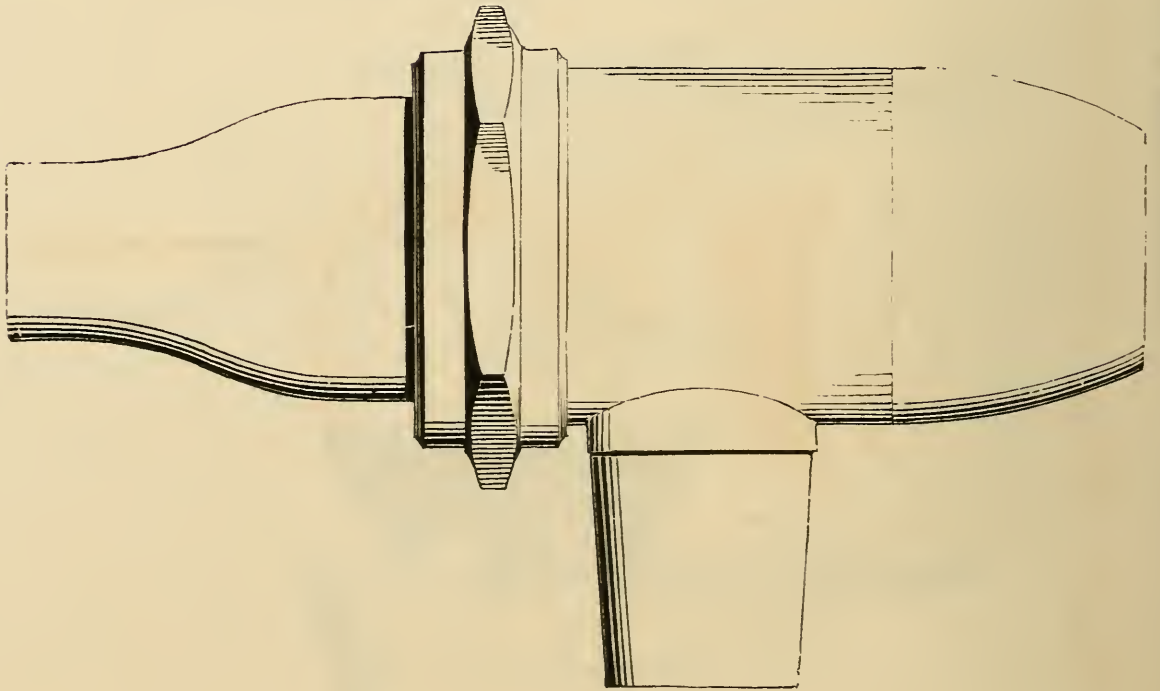
## Basin Valve.

FIG. 169.



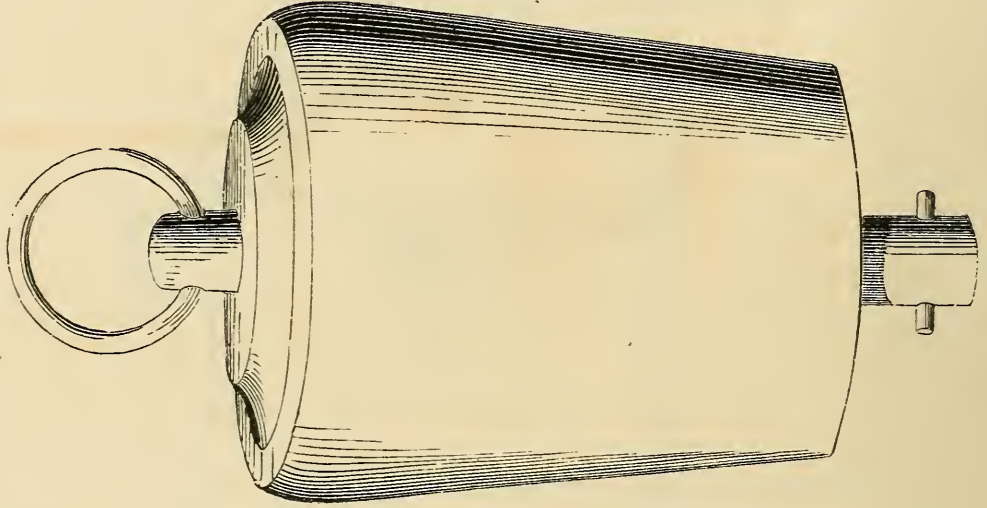
Basin Valve—New Pattern.

FIG. 171.



Bath Valve.

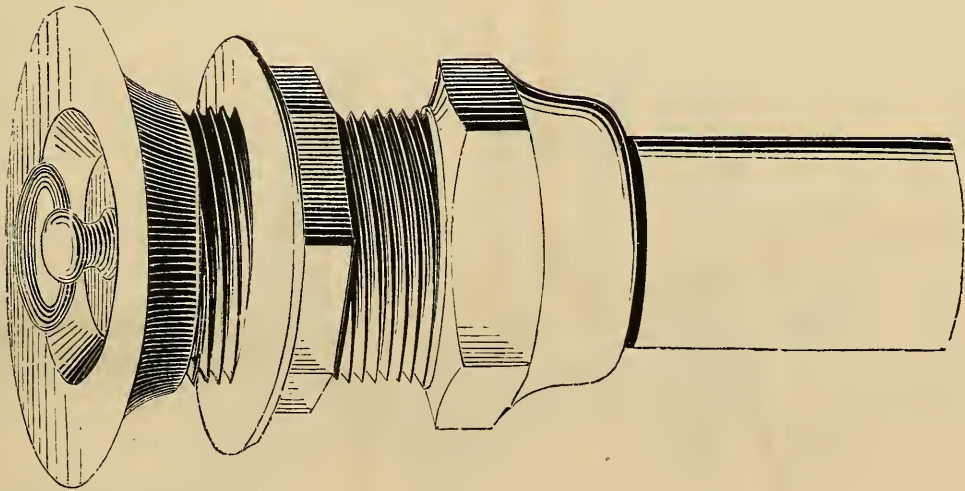
FIG. 170.



HAYDEN, GERE & CO., NEW-YORK, AND HAYDENVILLE, MASS

### Basin Plug—Countersunk.

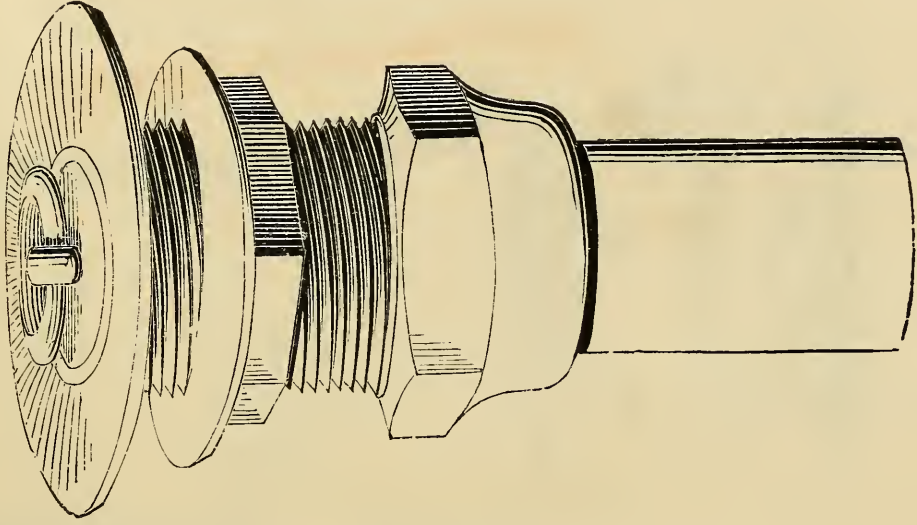
FIG. 173.



Size,  $\frac{3}{4}$  inch. Brass and Plated.

### Basin Plug.

FIG. 172.

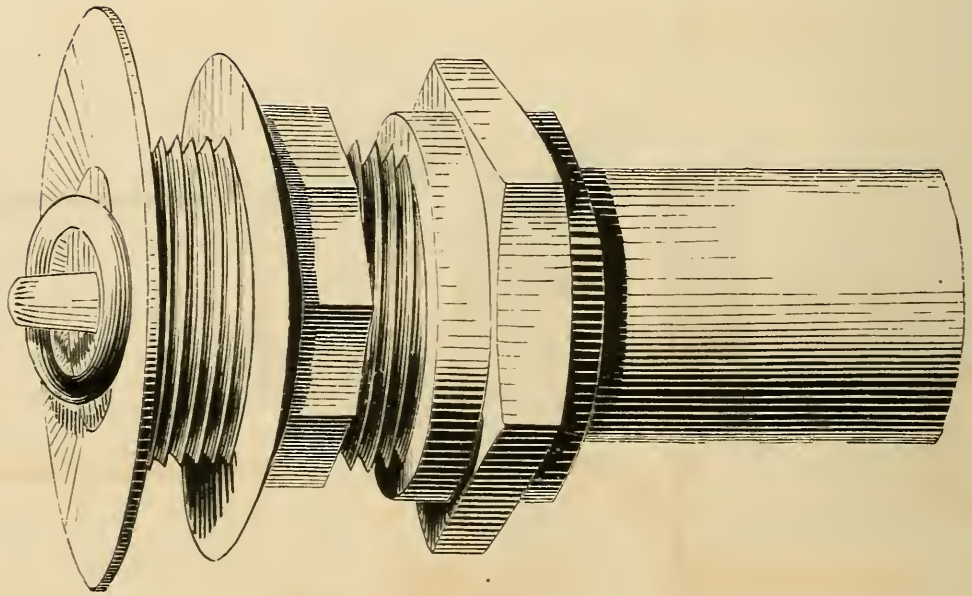


Size,  $\frac{3}{4}$  inch. Brass and Plated.



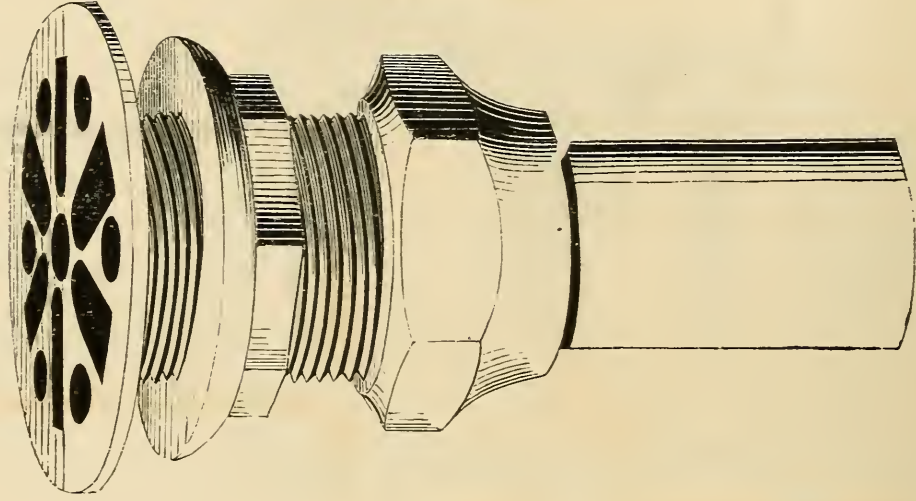
## Butler's Sink Plug—with Coupling.

FIG. 175.

Size, 1, 1 $\frac{1}{4}$ , 1 $\frac{1}{2}$  inch.

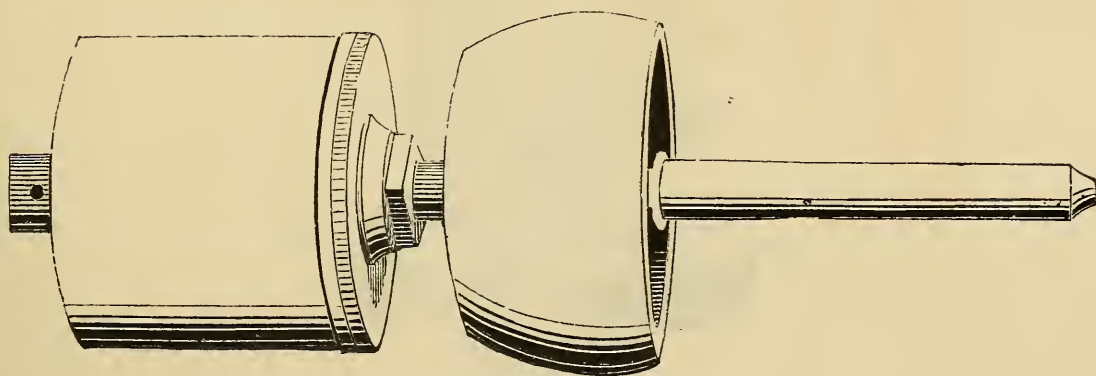
## Basin Grate.

FIG. 174.

Size,  $\frac{3}{4}$  inch. Brass and Plated.

### Closet Valve.


FIG. 176.



---

### Closet Valve—New Pattern.


FIG. 177.



HAYDEN, GERE & CO., NEW-YORK, AND HAYDENVILLE, MASS.

# Bath Valve.

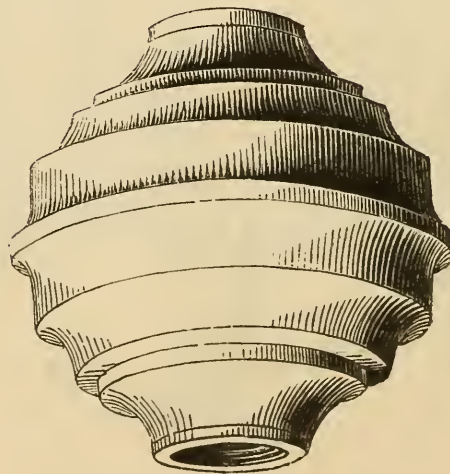
FIG. 178.



---

# Diaphragm Filter.


FIG. 179.





## Croton Filter.

FIG. 180.

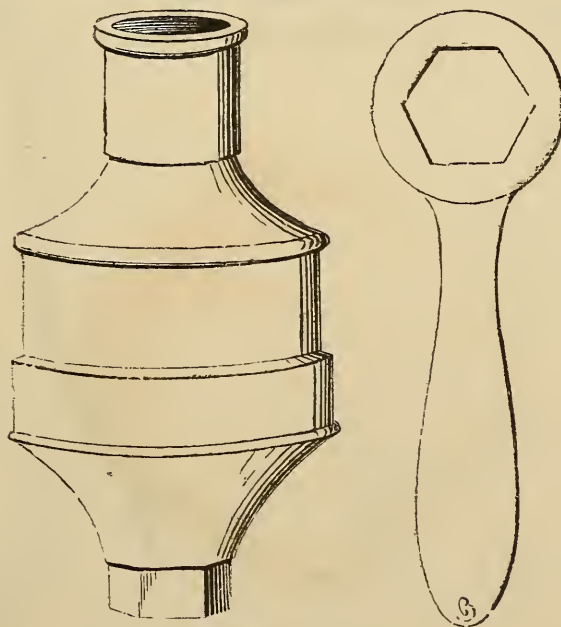


Brass and Plated.

---

## Filter.

FIG. 181.

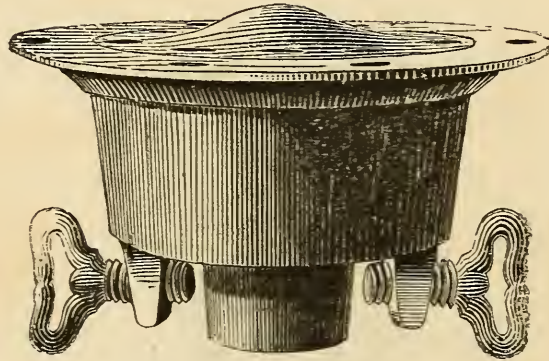


Brass and Plated.

HAYDEN, GERE & CO., NEW-YORK, AND HAYDENVILLE, MASS.

## Iron Bell Trap.

FIG. 182.

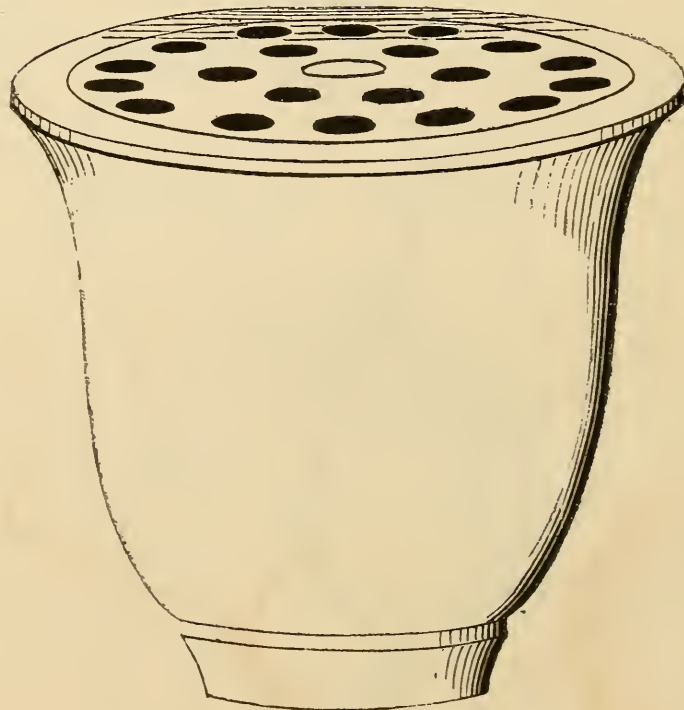


Size, 3 inch.

---

## Lead Bell Trap.

FIG. 183.



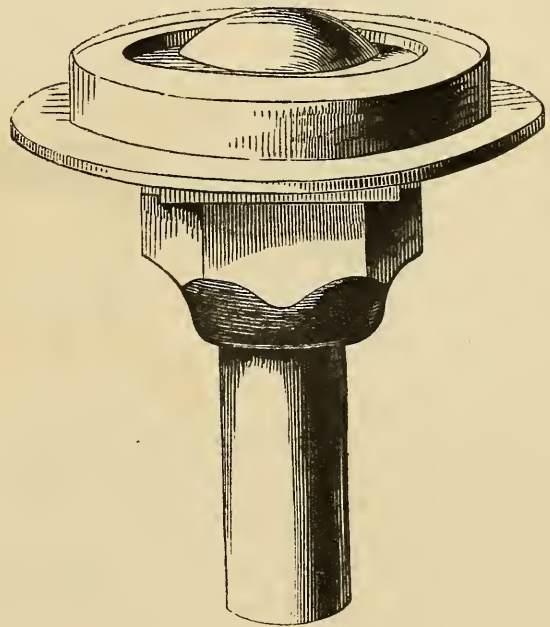
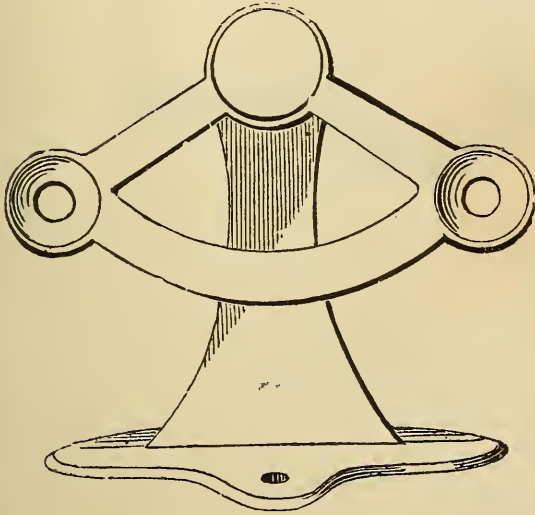
Size, 2½, 3, 3½, 4, 5 inch.

## Bottom Cap and Valve, for Beer Pump.

### Closet Crank.

FIG. 185.


FIG. 184.



---

### Ball Lever, for Closet.

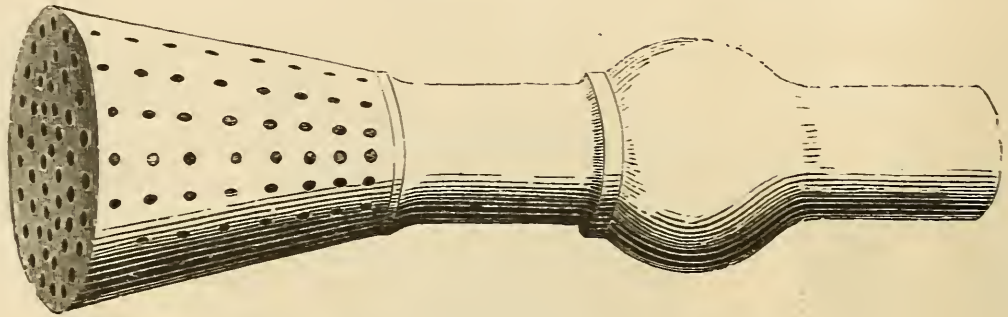
FIG. 186





## Pump Valve and Strainer.

FIG. 187.

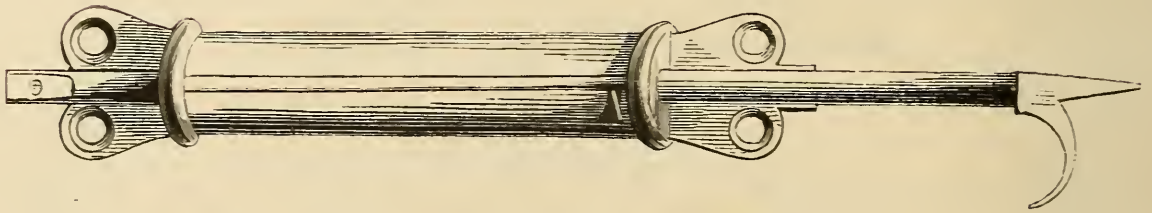


Size,  $2\frac{1}{2}$ , 3,  $3\frac{1}{2}$ , 4 inch.

---

## Bath Slide.

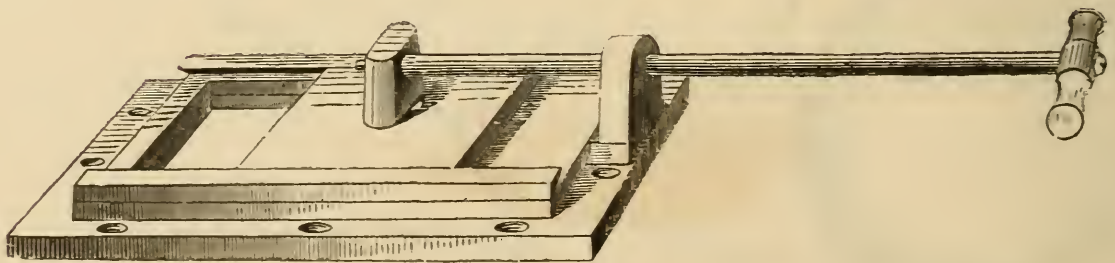
FIG. 188.




---

Slide Gate—with Stuffing Box, if required.

FIG. 189.



Size, 4, 5, 6, 7, 8 inch.

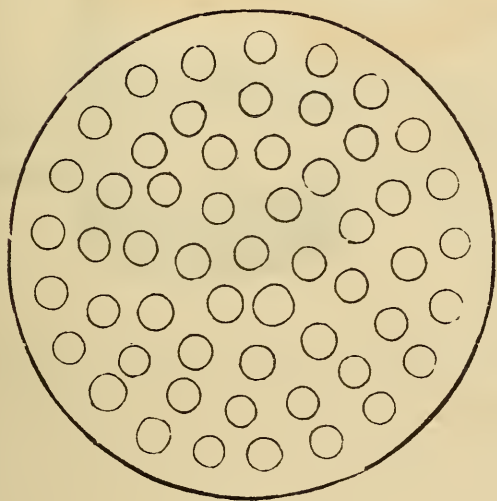
### Strainers.

ROUND.

FANCY.

FIG. 190.

FIG. 191.

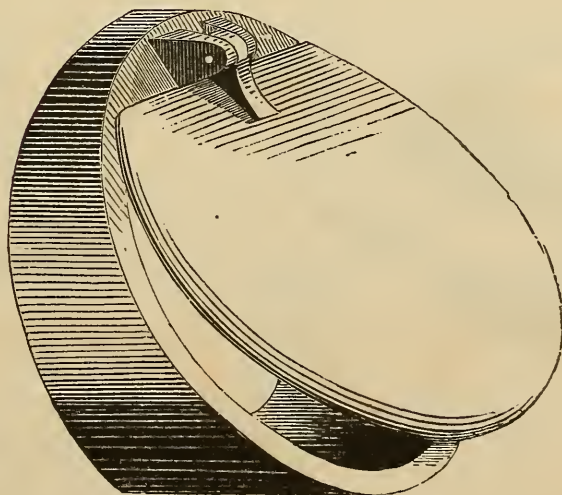


Size, 1 $\frac{1}{4}$ , 1 $\frac{1}{2}$ , 2, 2 $\frac{1}{2}$ , 3, 3 $\frac{1}{2}$ , 4, 5, 6 inch.



### Sewer Valve.

FIG. 192.

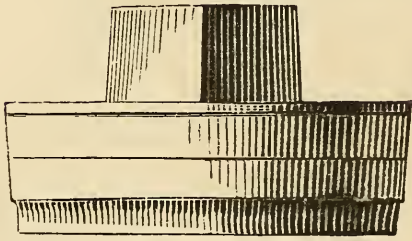


Size, 2 $\frac{1}{2}$ , 3, 4, 5, 6 inch.

HAYDEN, GERE & CO., NEW-YORK, AND HAYDENVILLE, MASS.

### Trap Screw.

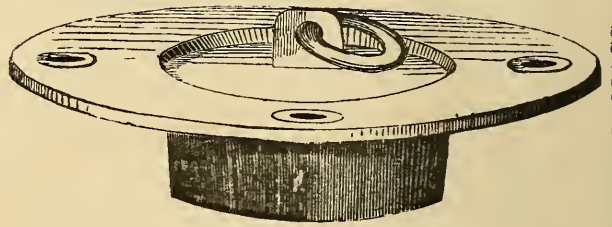
FIG. 193.



Size, 1, 1¼, 1½, 2, 2½, 3, 4 inch.

### Wash Tray Plug.

FIG. 194.

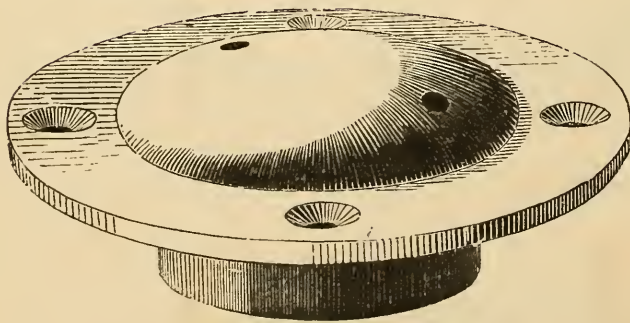


Size, 1, 1¼, 1½, 1¾, 2, 2½ inch.



### Deck Screw.

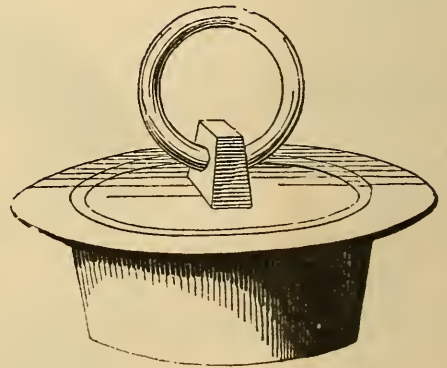
FIG. 195.



Size, 1¼, 1½, 2, 2½, 3 inch.

### Sink Plug.

FIG. 196.



Size, 1, 1¼, 1½, 1¾, 2, 2¼, 2½, 3, 4 inch.

HAYDEN, GERE & CO., NEW-YORK, AND HAYDENVILLE, MASS.




FIG. 197.



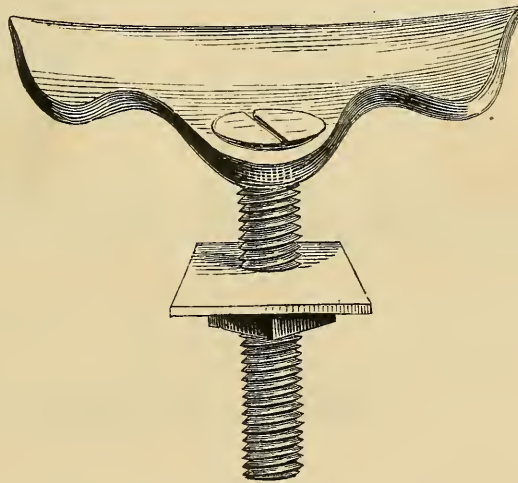
### Fan Screws.

FIG. 198.



### Basin Clamp.

FIG. 199.



---

### Chain Stays.

FIG. 200.—No. 1.

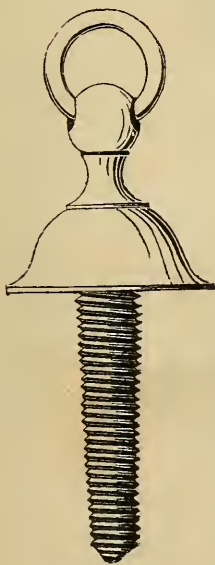


FIG. 201.—No. 2.

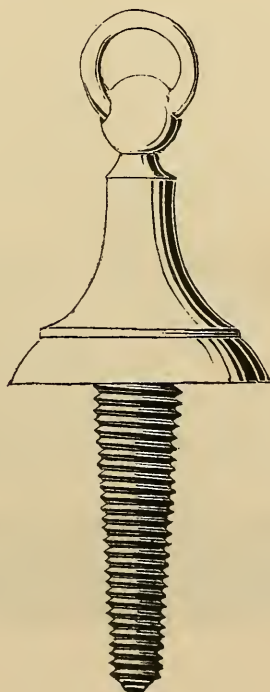
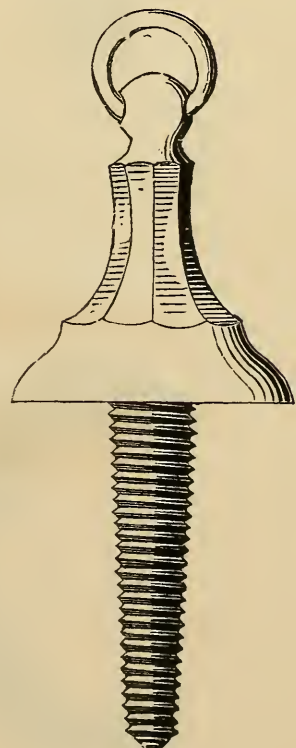


FIG. 202.—No. 3.



Brass and Plated.

HAYDEN, GERE & CO., NEW-YORK, AND HAYDENVILLE, MASS.

### Bath Waste and Washer, WITH STANDING PIPE.

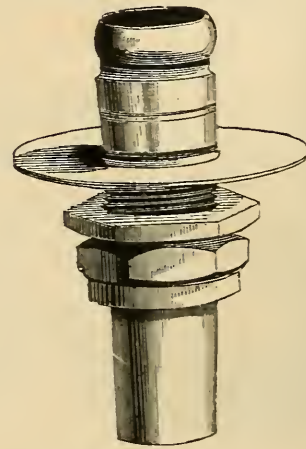
FIG. 203.



Size, 1, 1 1/4, 1 1/2 inch.

### Bath Waste and Washer, FOR IRON TUBS.

FIG. 204.



Size, 1 1/4, 1 1/2 inch.

---

### Bath Waste and Washer.

FIG. 205.




Size, 1, 1 1/4, 1 1/2, 2, 2 1/2, 3, 3 1/2 in.

---

### Pump Wrench.

FIG. 206.



Size, 2, 2 1/2, 2 3/4, 3, 3 1/2, 4 inch.

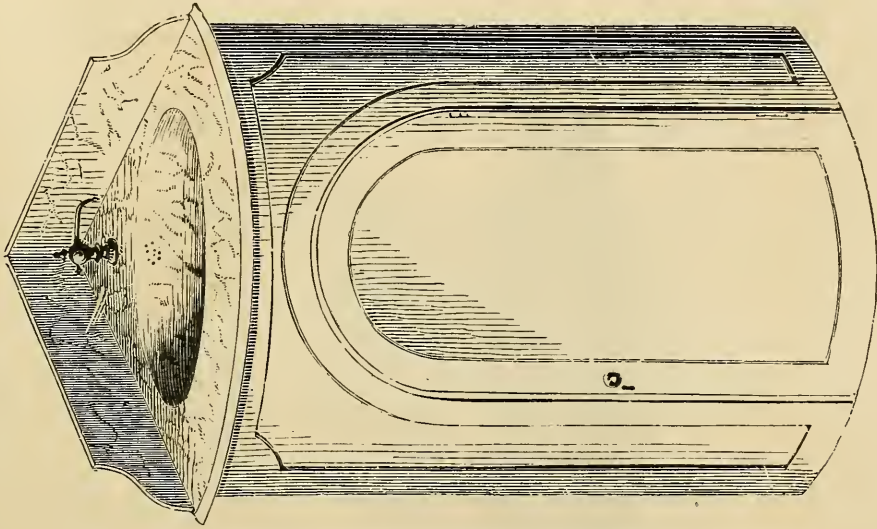
HAYDEN, GERE & CO., NEW-YORK, AND HAYDENVILLE, MASS.



HAYDEN, GERE & CO., NEW-YORK, AND HAYDENVILLE, MASS.

### Marble Slab.

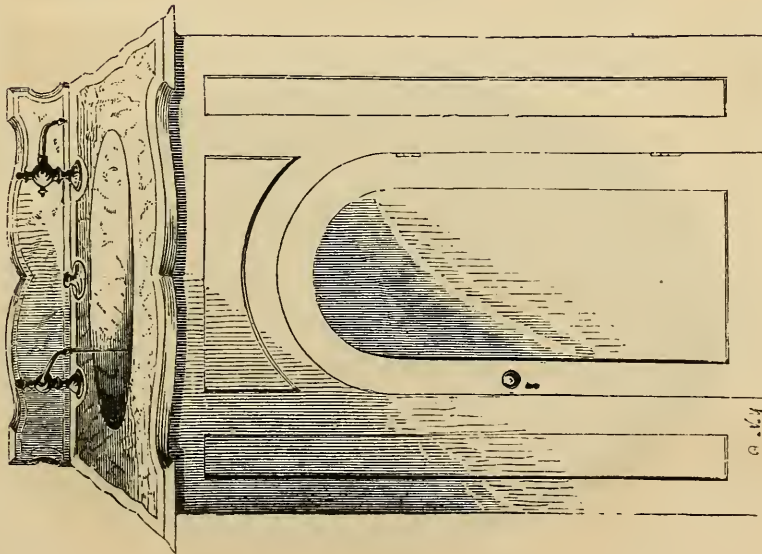
FIG. 207.



Plain and Countersunk.

### Marble Slab.

FIG. 208.

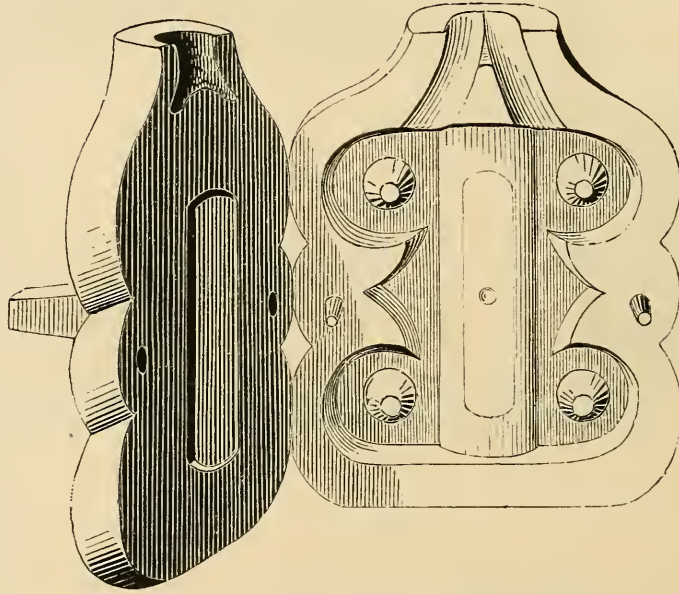


Plain and Countersunk.



## Double Tack Mould.


FIG. 209.




---

## Rubber Hose.

FIG. 210.



Size,  $\frac{1}{2}$ ,  $\frac{3}{4}$ ,  $\frac{7}{8}$ , 1,  $1\frac{1}{4}$ ,  $1\frac{1}{2}$ ,  $1\frac{3}{4}$ , 2,  $2\frac{1}{4}$ ,  $2\frac{1}{2}$ ,  $2\frac{3}{4}$ , 3 inch.

2, 3, and 4 ply.

# Chain.

FIG. 211.

WIRE GAUGE.



No. 22.



“ 20.



“ 18.



“ 17.



“ 16.




“ 15.



“ 14.



“ 12.



“ 10.

DOUBLE.



No. 17.



“ 15.



“ 12.

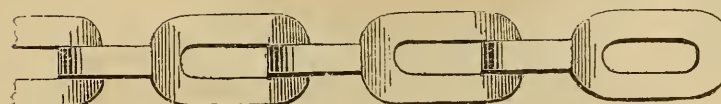
SAFETY.



No. 1.



“ 2.



“ 3.

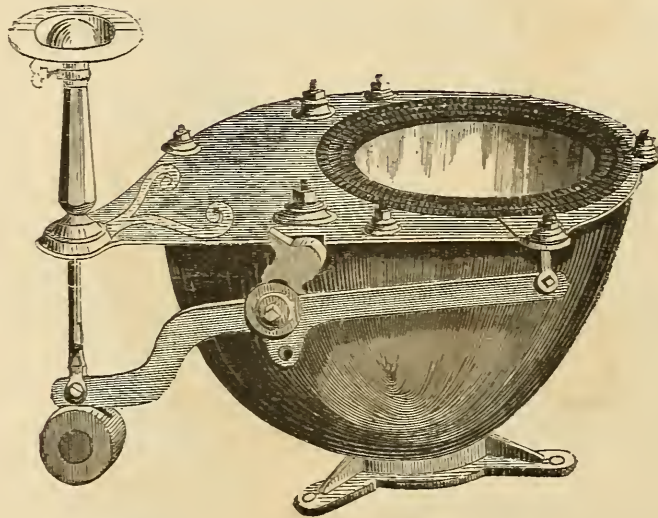
Brass and Plated.

HAYDEN, GERE & CO., NEW-YORK, AND HAYDENVILLE, MASS.



# Plain Water Closet.

FIG. 212.




Brass and Plated Cup.

# Valve Water Closet.

BARTHOLOMEW'S PATENT.

FIG. 213.



Brass and Plated Cup.

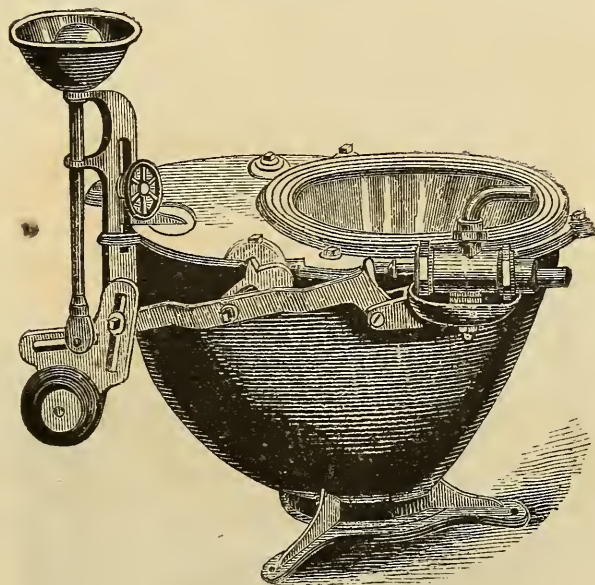
HAYDEN, GERE & CO., NEW-YORK, AND HAYDENVILLE, MASS.



## Valve Water Closet.

CARR'S PATENT. (No. 2 A.)

FIG. 214.



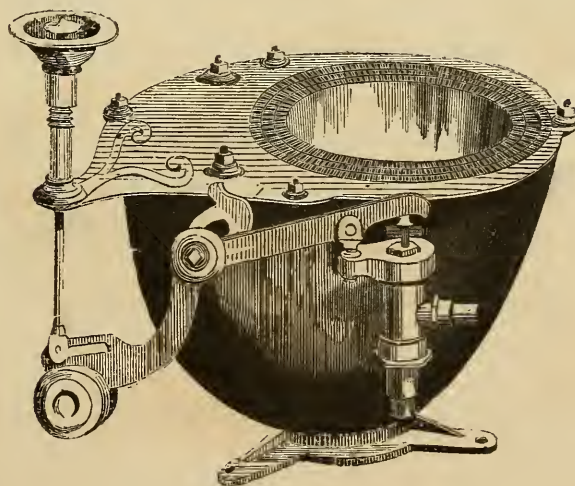
Brass and Plated Cup.

---

## Valve Water Closet.

CARR'S PATENT. (No. 2.)

FIG. 215.

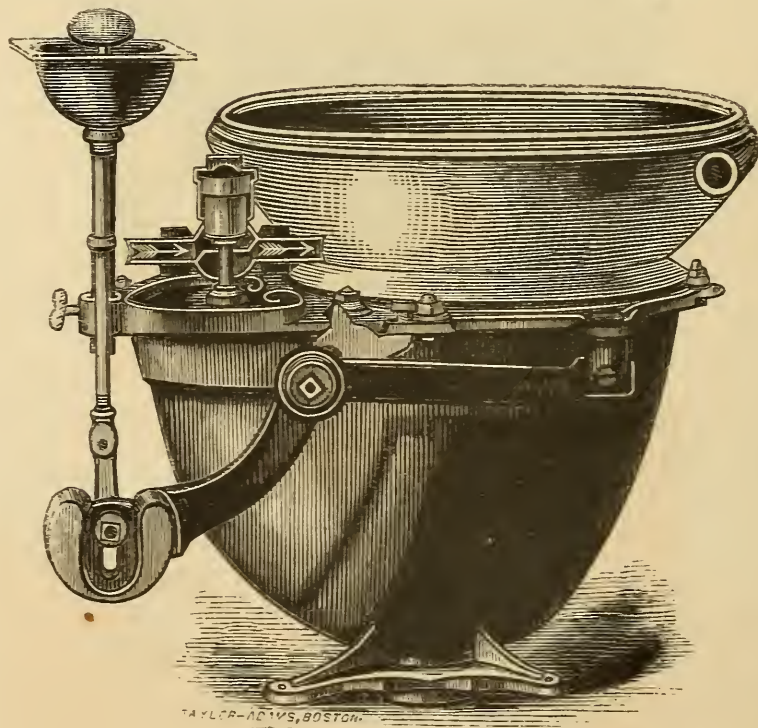


Brass and Plated Cup.

## Valve Water Closet.

WELLINGTON'S PATENT.

FIG. 216.



BRASS AND PLATED CUP.

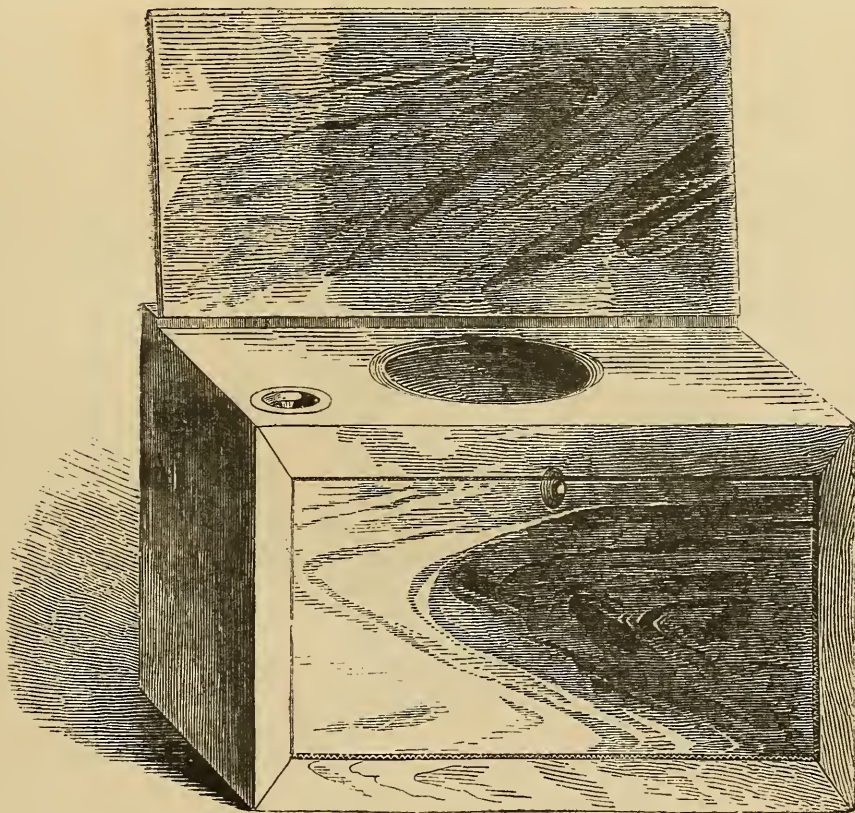
The attention of PLUMBERS and others is respectfully called to the above-mentioned Closet—the most perfect and reliable “Valve Closet” now in use. Simple in construction, effectual in its operation, requiring no air-chamber, packing, or spring, it is relieved of liability to get out of order. When once properly adjusted, *its operation is sure and permanent.*



# Valve Water Closet—complete.

BLACK WALNUT CASE.

FIG. 217.



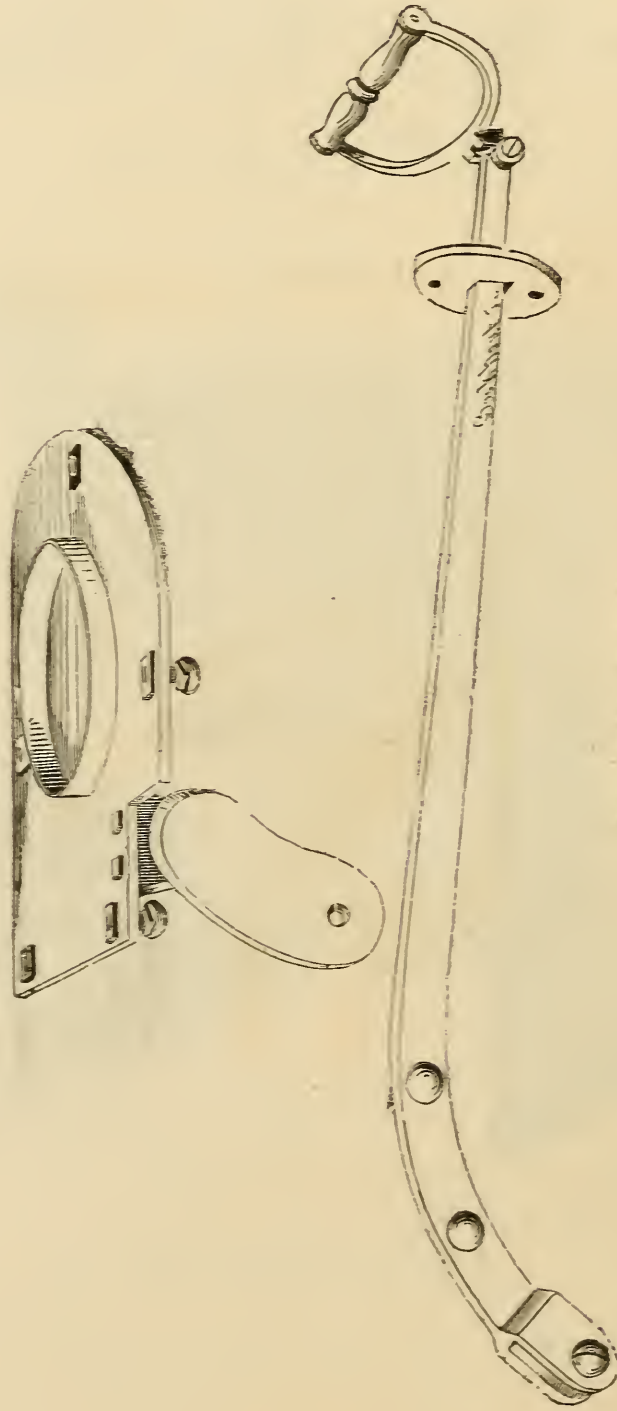
Brass and Plated Cup.

HAYDEN, GERE & CO., NEW-YORK, AND HAYDENVILLE, MASS.



# Ship Closet Valve.

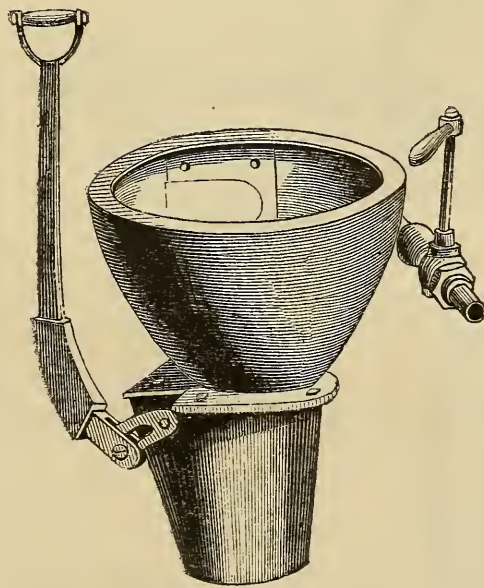
FIG. 218.



Size, 3½, 4½ inch.

Ship Closet—complete.

FIG. 219.



Size, 3½, 4.


HAYDEN, GERE & CO., NEW-YORK, AND HAYDENVILLE, MASS.

# Hopper Cocks.

PATENT.

CARR'S SINGLE.

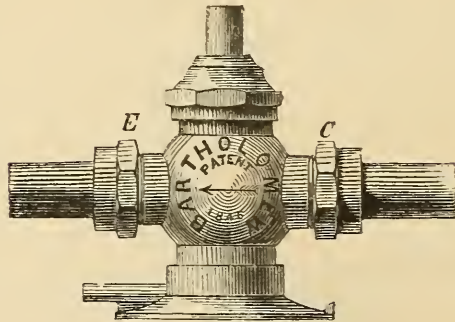
FIG. 220.



Runs when sat upon.

BARTHOLOMEW'S SINGLE.

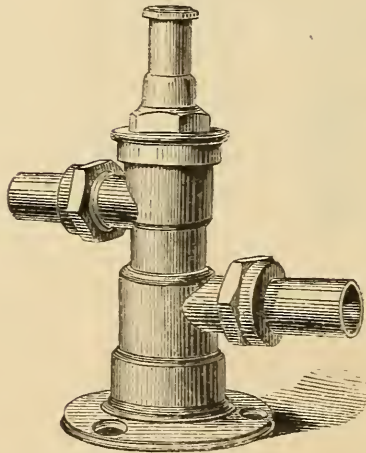
FIG. 221.



Runs when sat upon.

CARR'S DOUBLE.

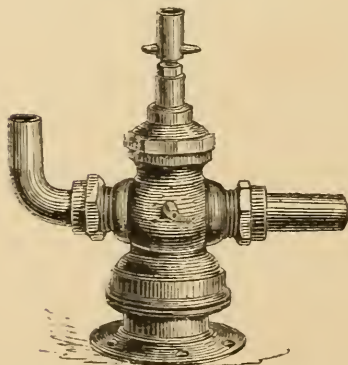
FIG. 222.



Runs when relieved of weight.

BARTHOLOMEW'S DOUBLE.

FIG. 223.



Runs when relieved of weight.

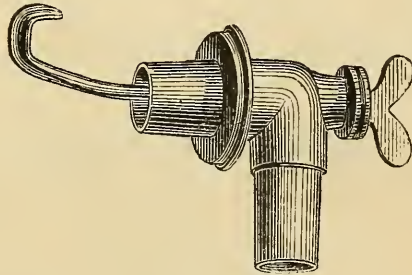
HAYDEN, GERE & CO., NEW-YORK, AND HAYDENVILLE, MASS.



## Basin Joint.

PATENT.

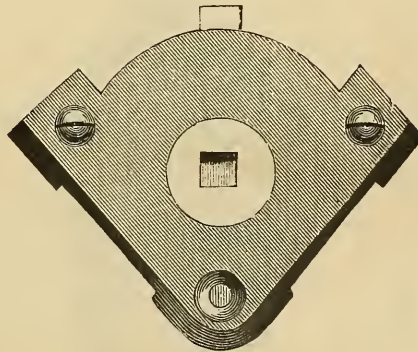
FIG. 224.



---

## Street Washer Check.

FIG. 225.




---

## Self-acting Hydrant.

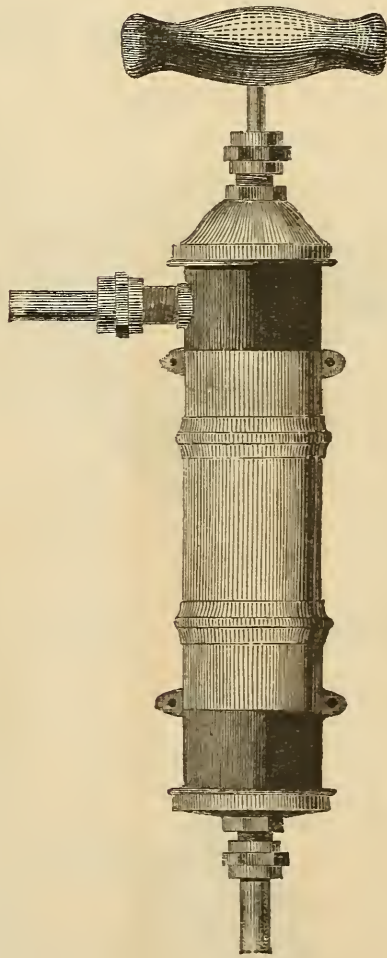
PATENT.

FIG. 226.



## Beer Pump.

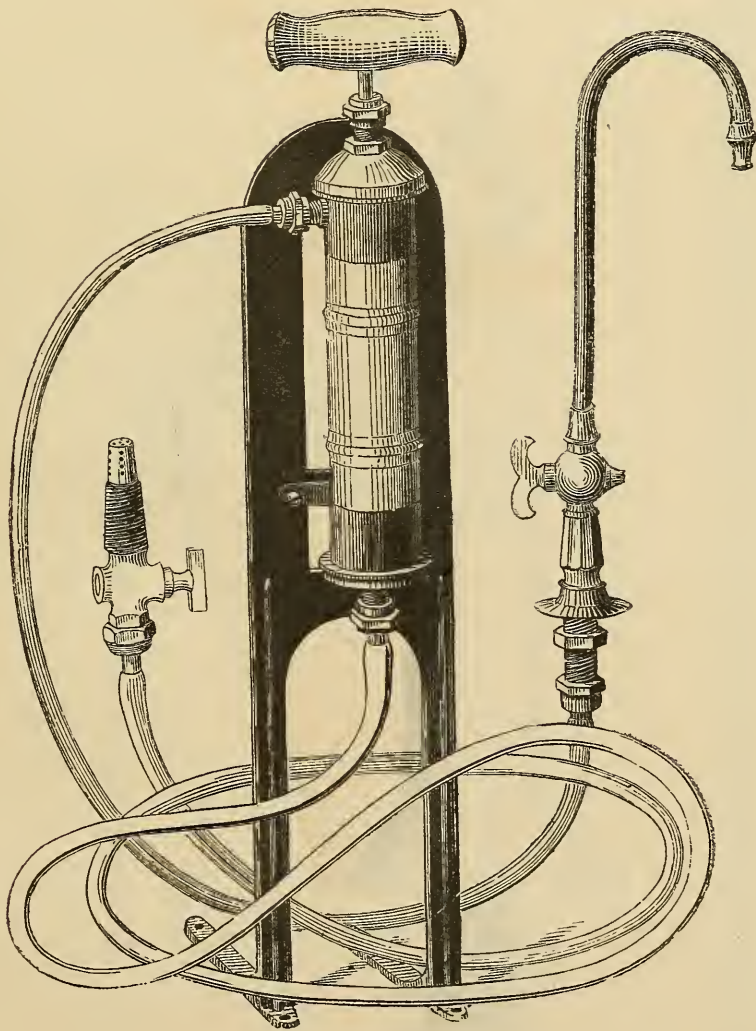
FIG. 227.



## Beer Pump—complete.

ON IRON STAND, WITH COUNTER, BEER COCK, AND LEAD PIPE.

FIG. 228.

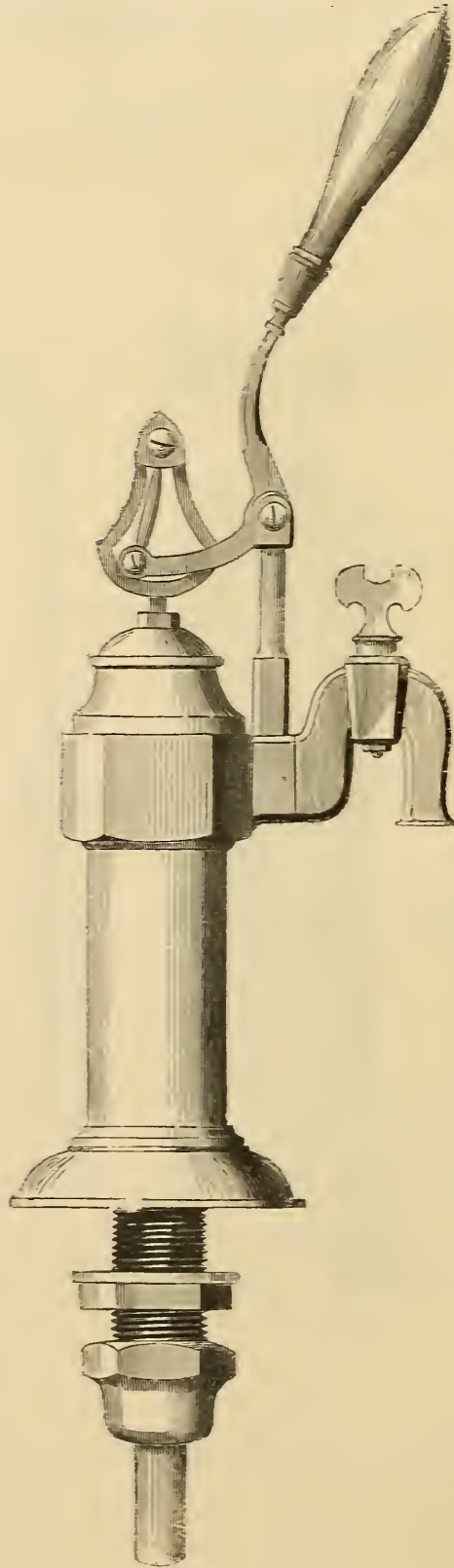


Brass and Plated Counter Cock.



# Beer Pump, for Counter.

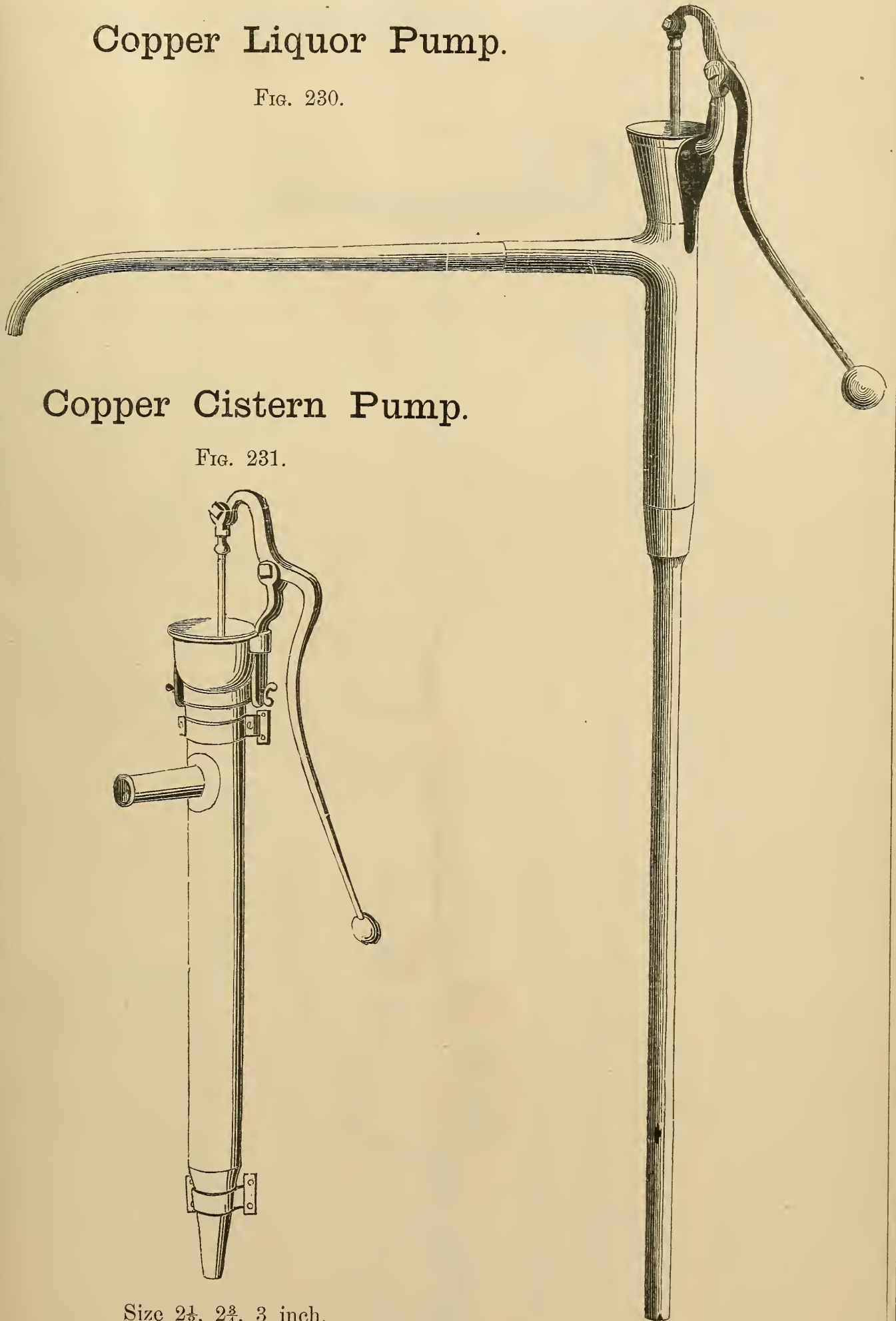
FIG. 229.



Brass and Plated.

# Copper Liquor Pump.

FIG. 230.



# Copper Cistern Pump.

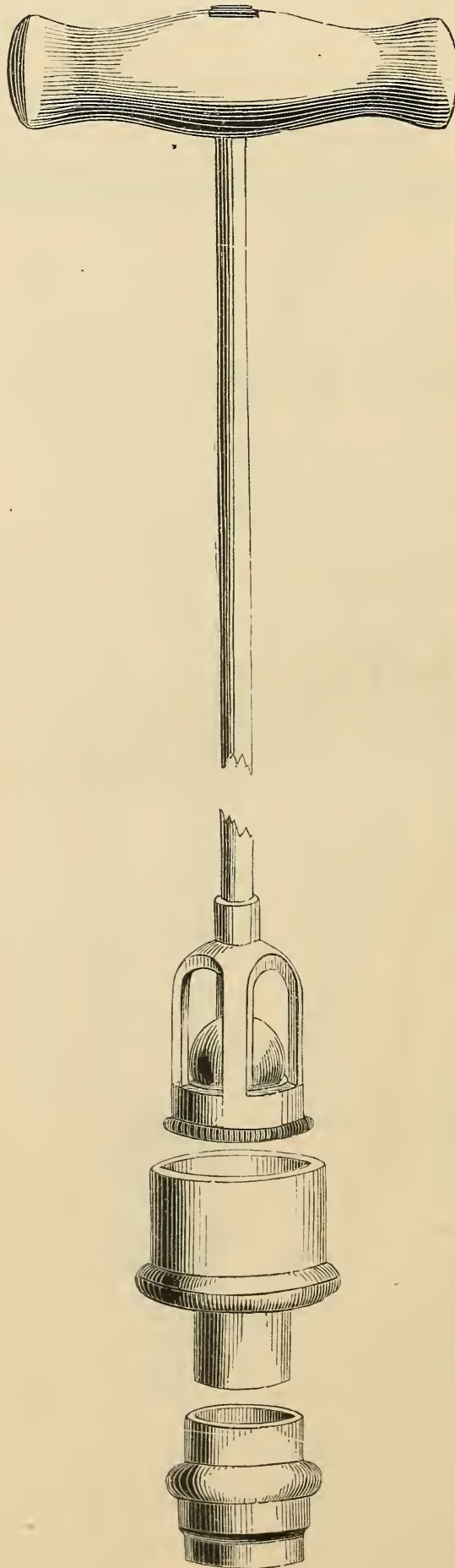
FIG. 231.

Size  $2\frac{1}{2}$ ,  $2\frac{3}{4}$ , 3 inch.

HAYDEN, GERE & CO., NEW-YORK, AND HAYDENVILLE, MASS.

# Liquor Pump Valve.

FIG. 232.

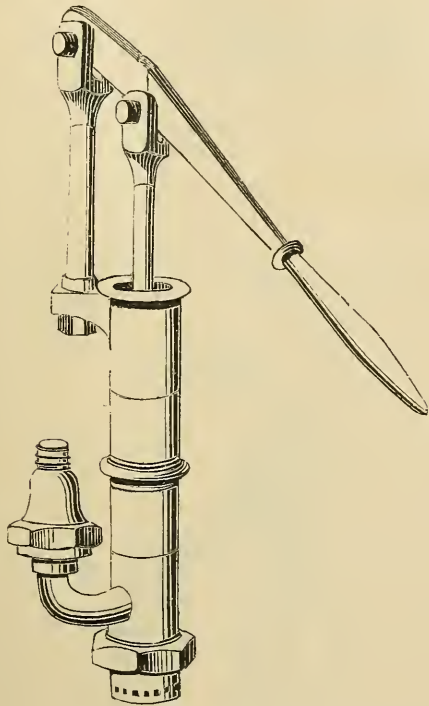


HAYDEN, GERE & CO., NEW-YORK, AND HAYDENVILLE, MASS.



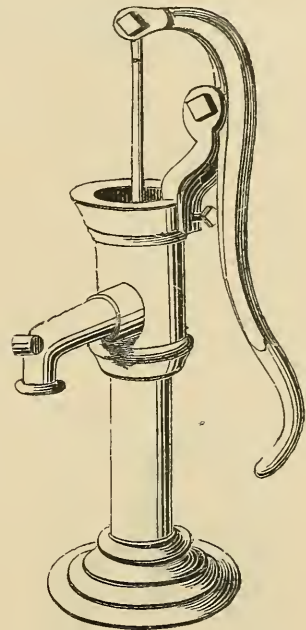
### Plumbers' Force Pump.

STEAM METAL. FIG. 233.



### Cistern Pump.

BRASS CHAMBER. FIG. 234.



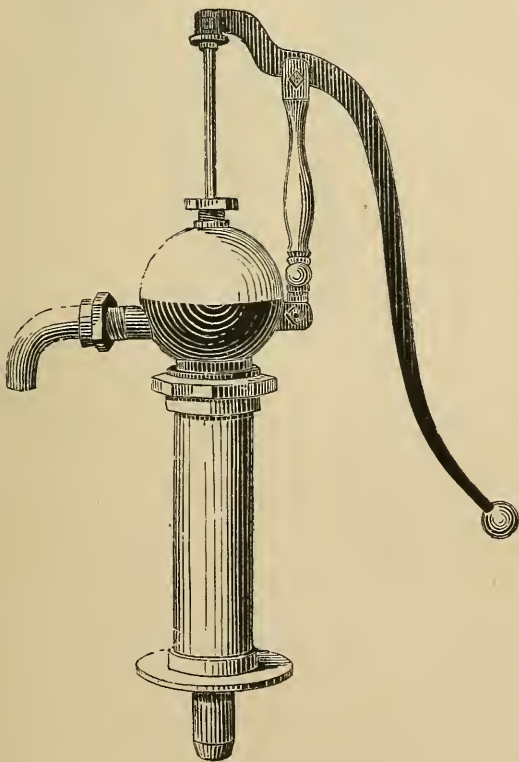
Nos. 1, 2, 3, 4.

HAYDEN, GERE & CO., NEW-YORK, AND HAYDENVILLE, MASS.

### Lift and Force Pump.

STEAM METAL, WITH AIR CHAMBER.

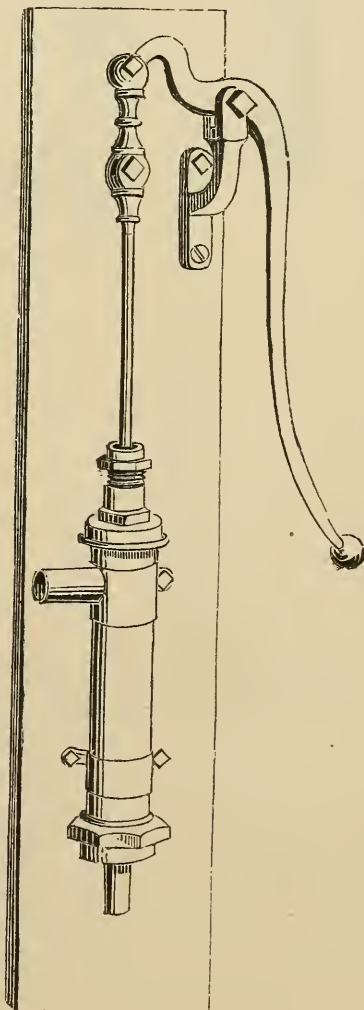
FIG. 235.



Size, 2 inch.

### Lift and Force Pump.

STEAM METAL. FIG. 236.

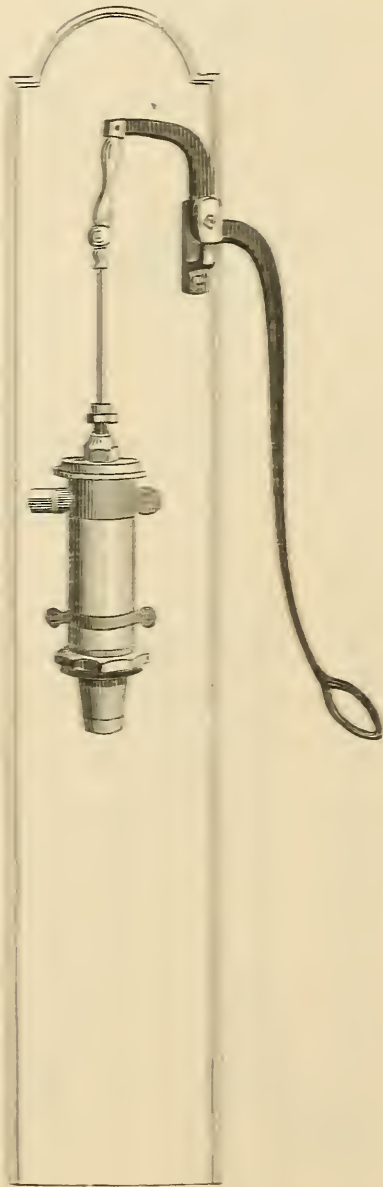


Size, 2 inch.

# Lift and Force Pumps.

STEAM METAL.


FIG. 237.



Size. 2½. 3. 3½ inch.

WITH AIR CHAMBER.

FIG. 238.



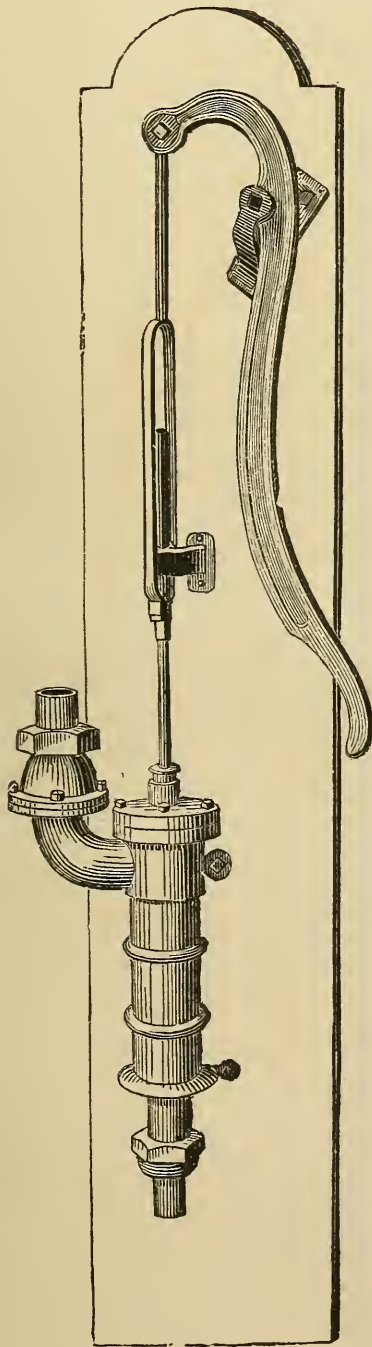
Size. 2 inch.

HAYDEN, GERE & CO., NEW YORK, AND HAYDENVILLE, MASS.

# Lift and Force Pumps.

IRON.

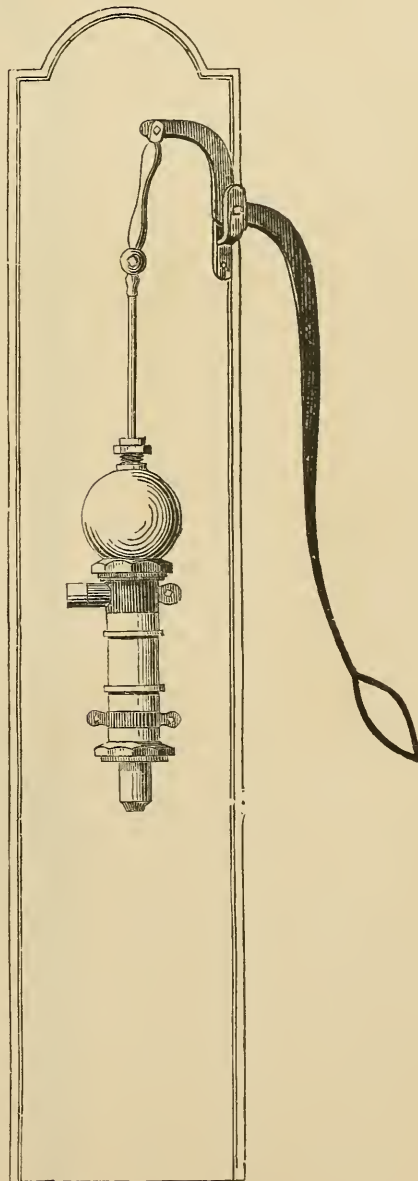
FIG. 239.



Size,  $2\frac{1}{2}$ , 3 inch.

STEAM METAL, WITH AIR CHAMBER.

FIG. 240.



Size,  $2\frac{1}{2}$ ,  $2\frac{3}{4}$  inch.

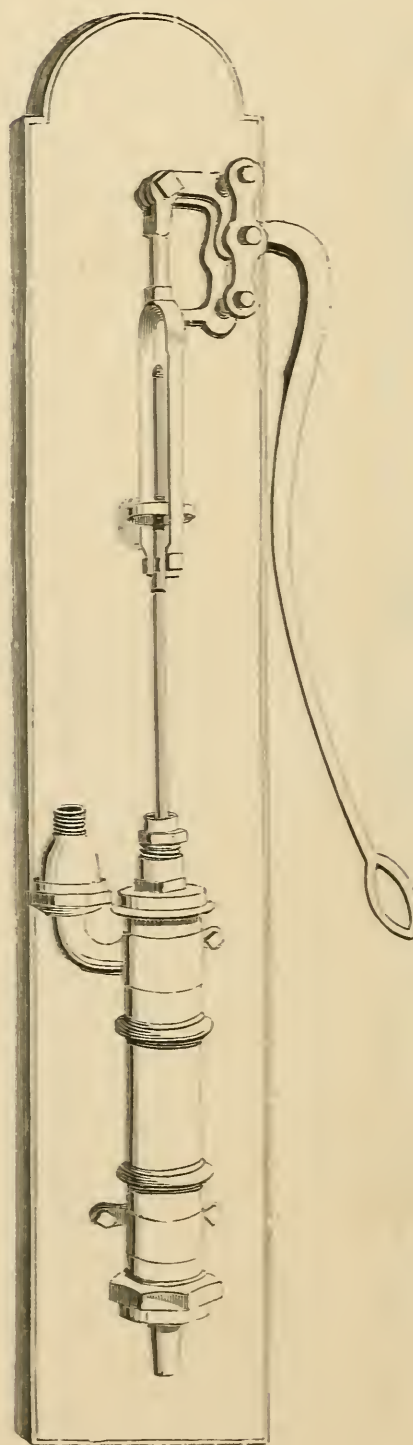
HAYDEN, GERE & CO., NEW-YORK, AND HAYDENVILLE, MASS.



# Lift and Force Pump.

STEAM METAL.

FIG. 241.

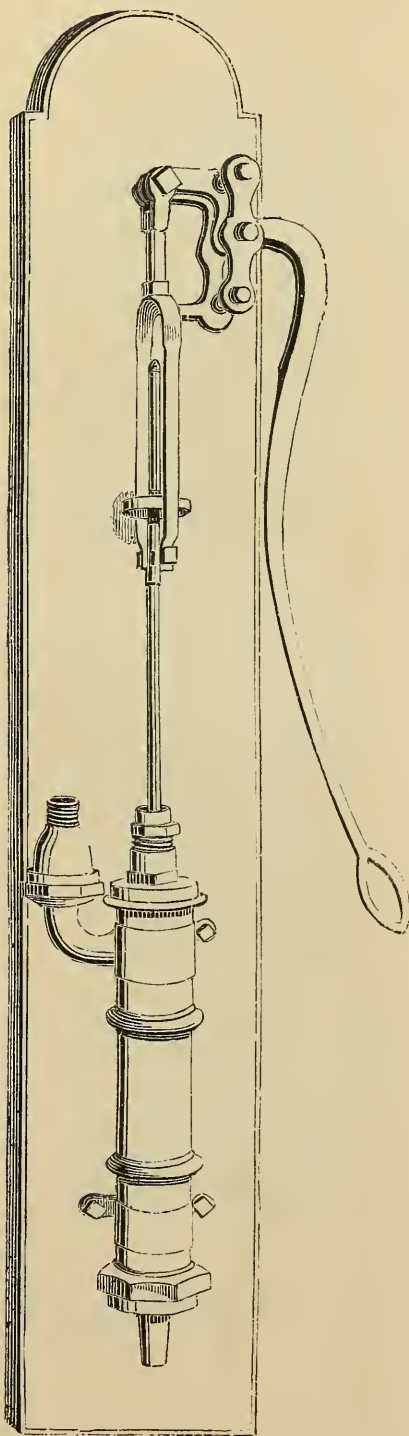


Size, 2, 2 $\frac{1}{2}$ , 2 $\frac{3}{4}$ , 3, 3 $\frac{1}{2}$ , 4 inch.

# Lift and Force Pump.

STEAM METAL AND METAL VALVE.

FIG. 242.



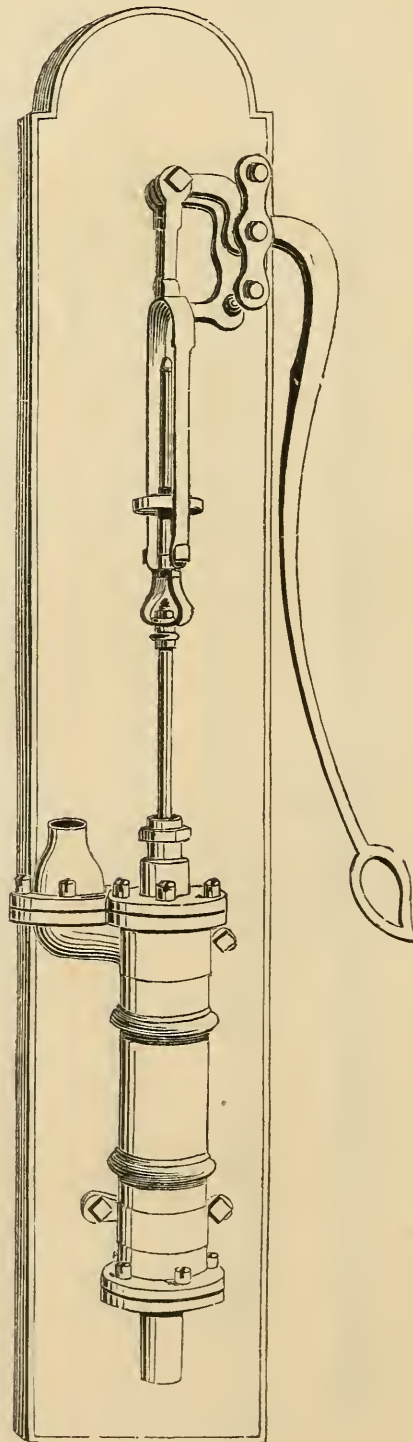
Size,  $2\frac{1}{2}$ ,  $2\frac{3}{4}$ , 3,  $3\frac{1}{2}$ ,  $\pm$  inch.

HAYDEN, GERE & CO., NEW-YORK, AND HAYDENVILLE, MASS.

# Lift and Force Pump—with Flanges.

STEAM METAL.

FIG. 243.



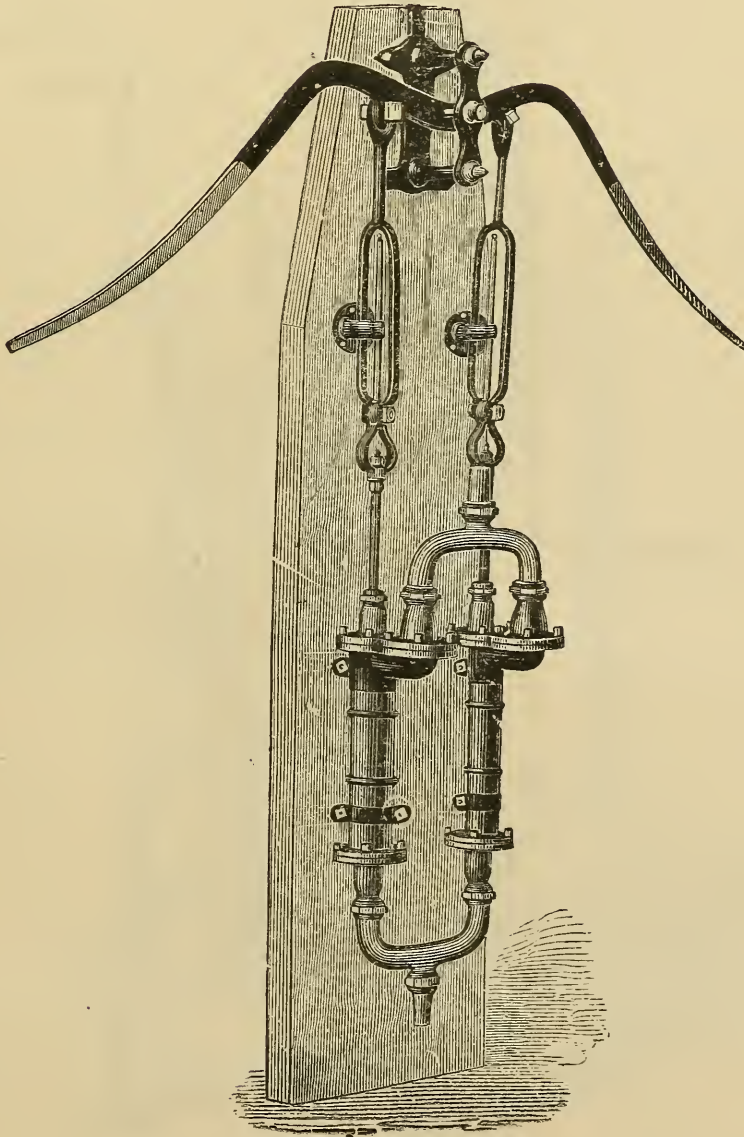
Size,  $2\frac{1}{2}$ ,  $2\frac{3}{4}$ , 3,  $3\frac{1}{2}$ , 4 inch.



## Double-Acting Lift and Force Pump.

STEAM METAL—WITH FLANGES AND METAL VALVES.

FIG. 244.

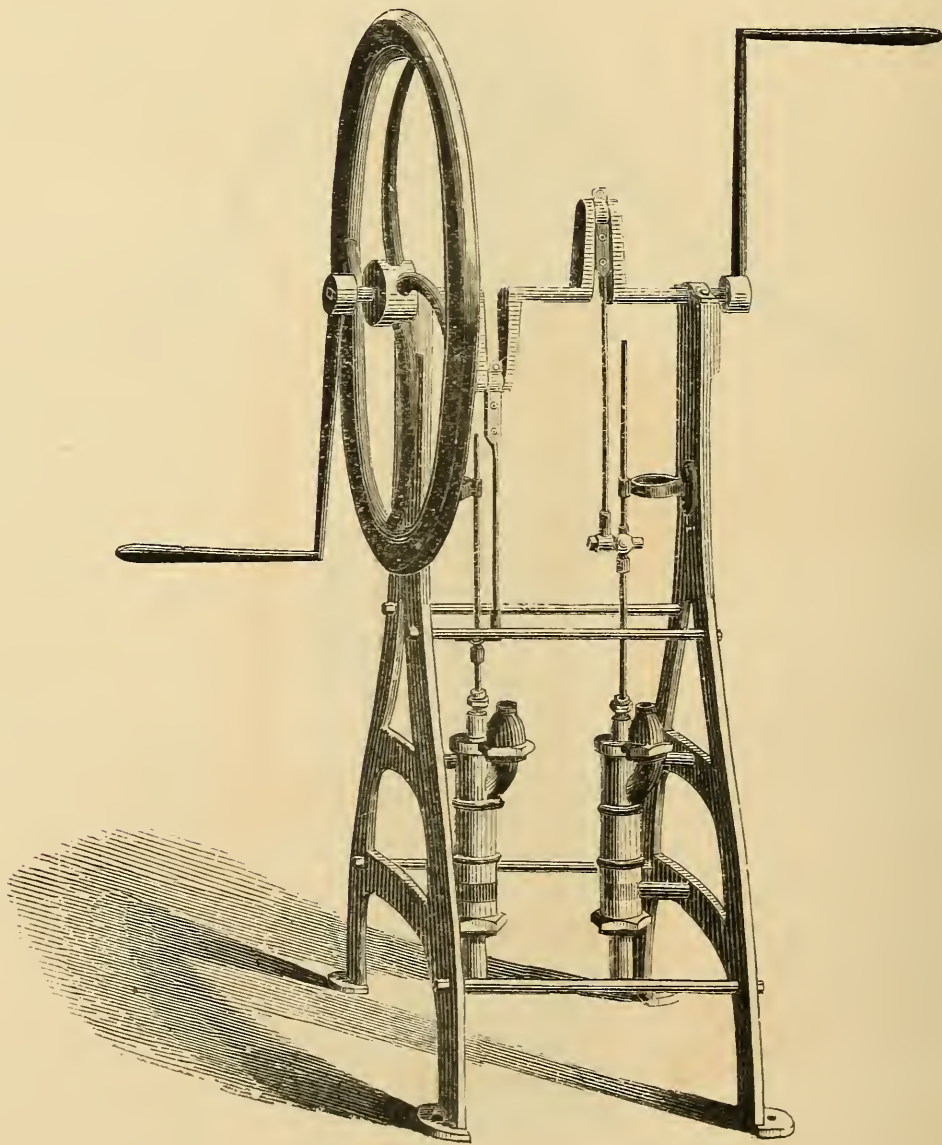


Size,  $2\frac{1}{2}$ , 3,  $3\frac{1}{2}$ , 4 inch.

# Double Crank Lift and Force Pump.

STEAM METAL—ON IRON FRAME.

FIG. 245.




Size,  $2\frac{1}{2}$ ,  $2\frac{3}{4}$ , 3,  $3\frac{1}{2}$ , 4 inch.



## Lift and Force Pump.

STEAM METAL—WITH FLANGES AND METAL VALVES. ON FRAME, WITH BALANCE  
WHEEL AND CRANK MOTION.

FIG. 246.



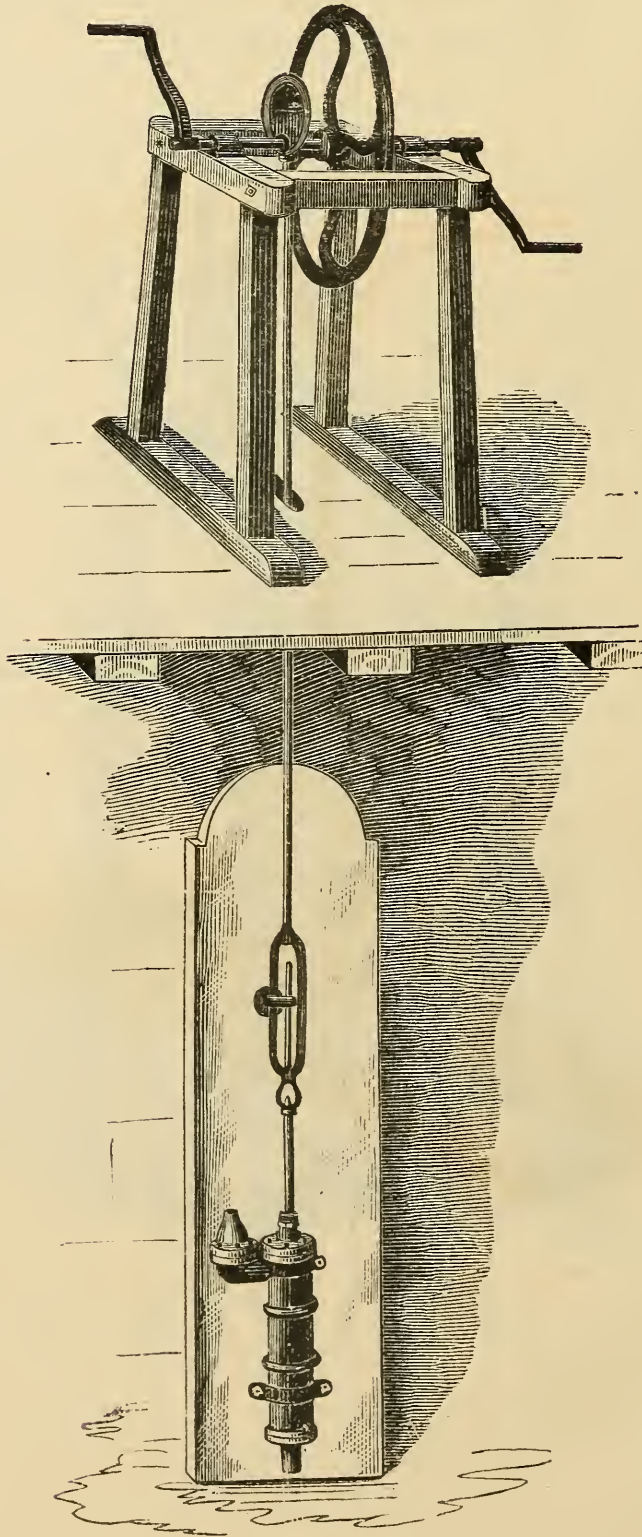
Size,  $2\frac{1}{2}$ , 3,  $3\frac{1}{2}$ , 4 inch.



## Lift and Force Pump.

STEAM METAL—WITH FLANGES AND METAL VALVES. ON PLANK, WITH FRAME,  
BALANCE WHEEL, AND ECCENTRIC MOTION.

FIG. 247.




Size,  $2\frac{1}{2}$ , 3,  $3\frac{1}{2}$ , 4 inch.

# Ship Pump—Double Chamber.

STEAM METAL.

FIG. 248.



Size,  $2\frac{1}{2}$ , 3,  $3\frac{1}{2}$ , 4,  $4\frac{1}{2}$ , 5, 6 inch.

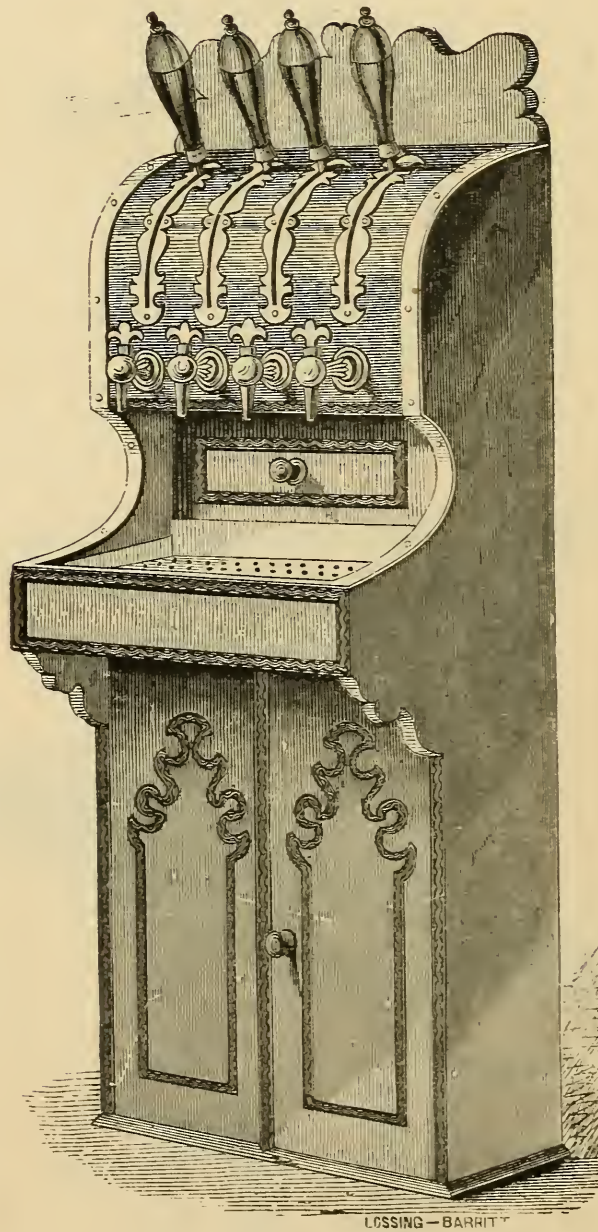
HAYDEN, GERE & CO., NEW-YORK, AND HAYDENVILLE, MASS.



# Pull Pump.

WITH BLACK WALNUT CASE.

FIG. 249.



2, 3, 4 Pull.


HAYDEN, GERE & CO., NEW-YORK, AND HAYDENVILLE, MASS.



# PLUMBERS' COPPER WARE.

## Copper Ball.

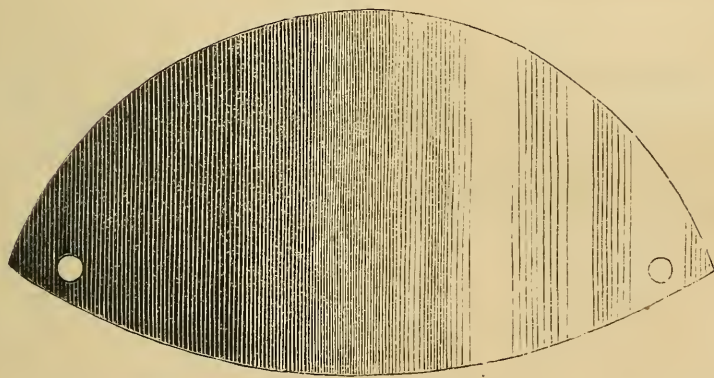
FIG. 250.



Size, 4, 5, 6, 7, 8, 10, 12 inch.


## Copper Closet Fan.

FIG. 251.



## Copper Air Chamber.

FIG. 253.



## Copper Closet Pan.

FIG. 252.




Size, 2, 2½, 3, 4 inch.

HAYDEN, GERE & CO., NEW-YORK, AND HAYDENVILLE, MASS.


# Tubular Shower.

FIG. 254.



# Plain Shower.


FIG. 255.



HAYDEN, GERE & CO., NEW-YORK, AND HAYDENVILLE, MASS.


# Fancy Shower.

FIG. 256.



# Fancy Shower—with Flange and Thimble.

FIG. 257.

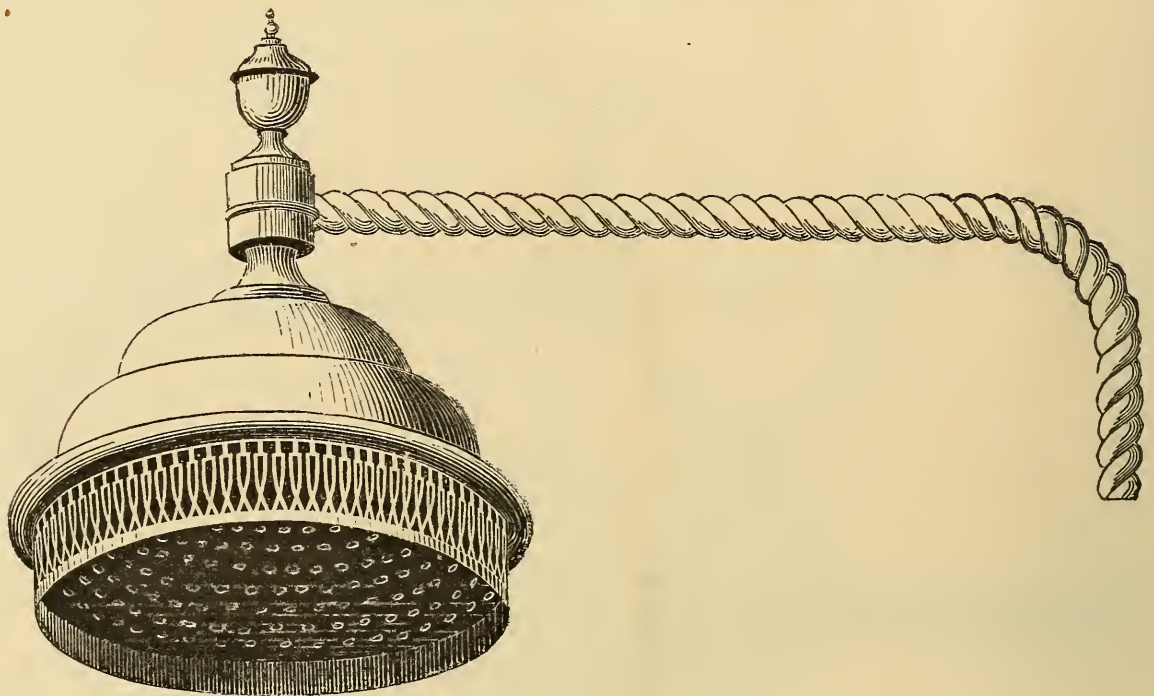


HAYDEN, GERE & CO., NEW-YORK, AND HAYDENVILLE, MASS.



### Fancy Tubular Shower.


FIG. 258.



---

### Fancy Tubular Shower—with Flange and Thimble.

FIG. 259.



HAYDEN, GERE & CO., NEW-YORK, AND HAYDENVILLE, MASS.

# Copper Boiler.

FIG. 260.

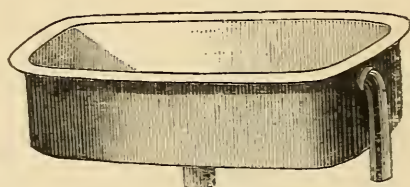


Size, 30, 35, 40, 45, 50, 60, 70, 80, 90, 100 gallons.

HAYDEN, GERE & CO., NEW-YORK, AND HAYDENVILLE, MASS.

## Copper Sink.

FIG. 261.

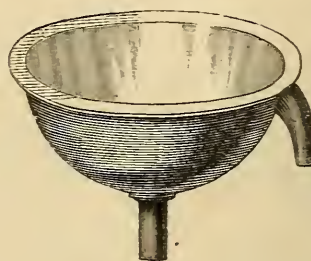


SIZE :

|         |         |
|---------|---------|
| 12 × 20 | 16 × 24 |
| 13 × 21 | 16 × 28 |
| 14 × 16 | 18 × 24 |
| 14 × 20 | 18 × 30 |
| 14 × 24 |         |

## Copper Wash Basin.


FIG. 262.



Size, 12, 14 inch—inside measure.

## Copper Bath Tub.

FIG. 263.



Size, 5½, 6 feet. French, 4½ feet.

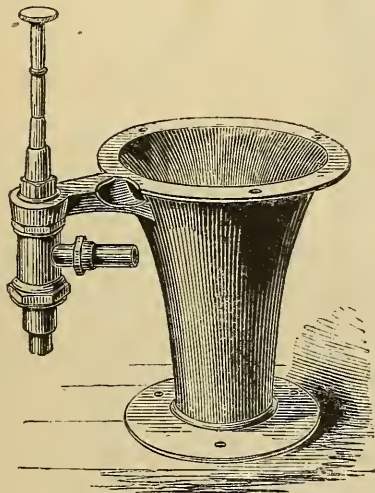


# PLUMBERS' IRON WARE.

## Hopper.

WITH PATENT SINGLE AND DOUBLE VALVE.

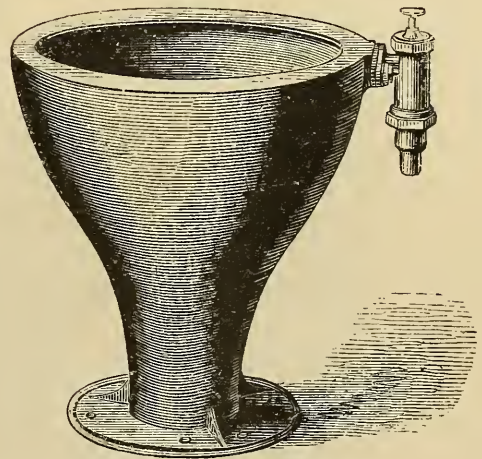
FIG. 264.



## Hopper.

WITH PATENT DOUBLE VALVE.

FIG. 265.

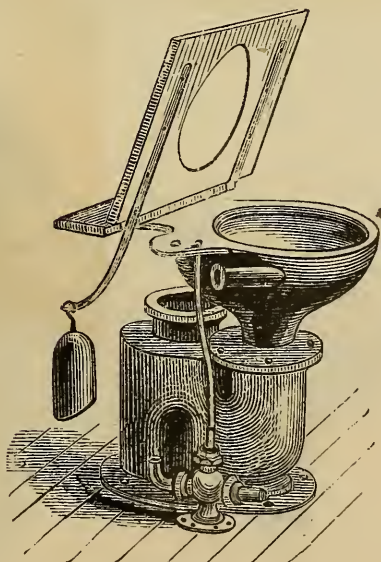


HAYDEN, GERE & CO., NEW-YORK, AND HAYDENVILLE, MASS.

## Hopper.

WITH TRAP—SINGLE AND DOUBLE VALVE.

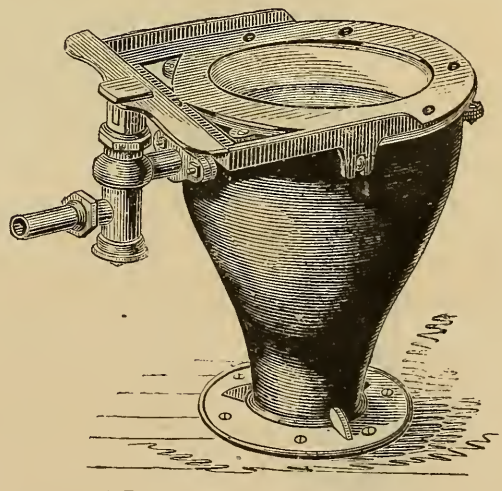
FIG. 266.



## Hospital Hopper.

WITH PATENT VALVE.

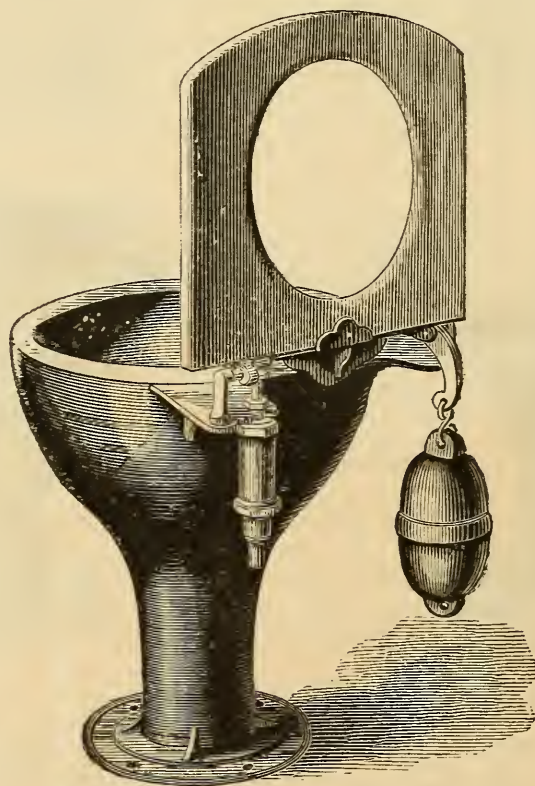
FIG. 267.



Runs only after seat is relieved of weight.

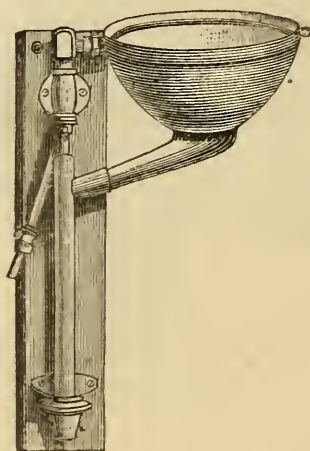
# Hopper and Urinal—with Patent Single and Double Valve.

FIG. 268.



## Copper Swing Urinal.


FIG. 269.



## Iron Swing Urinal.

EARTHEN BASIN, (TWO SIZES.)

FIG. 270.




HAYDEN, GERE & CO., NEW-YORK AND HAYDENVILLE, MASS.



# Half-Circle Washstand—New Pattern.

FIG. 271.




Plain and Enameled.

HAYDEN, GERE & CO., NEW-YORK, AND HAYDENVILLE, MASS.



# Corner Washstand—New Pattern.

FIG. 272.



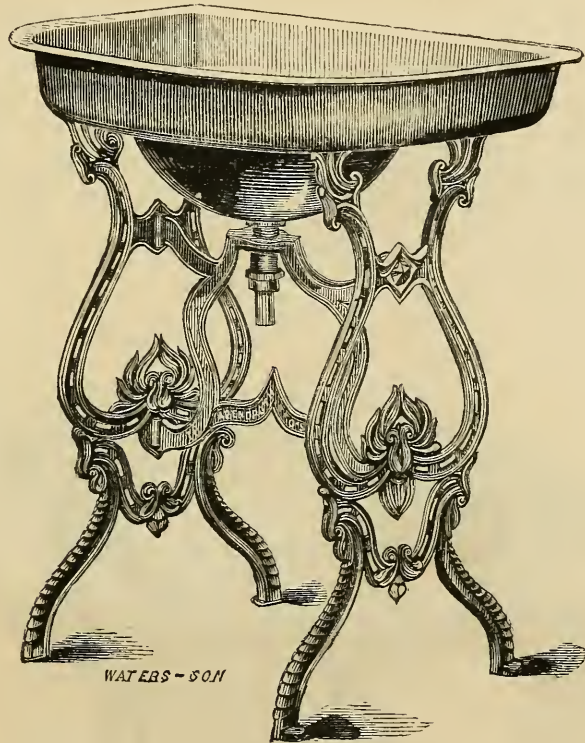
Plain and Enameled.

HAYDEN, GERE & CO., NEW-YORK, AND HAYDENVILLE, MASS.



# Portable Wash Stand—New Pattern.

FIG. 273.




Plain and Enameled.

---

# Double Wash Stand.

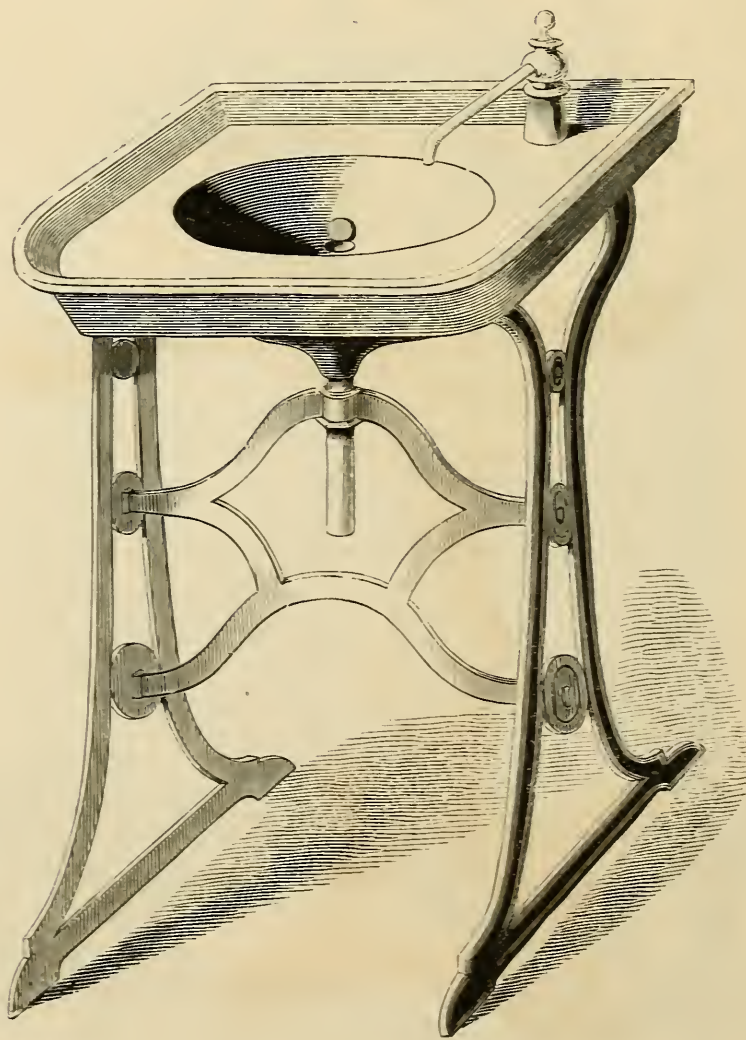
FIG. 274.



Plain and Enameled.

## Portable Wash Stand—Old Pattern.

FIG. 275.




Plain and Enameled.



Portable Wash Stand—with Soap Cup.

FIG. 276.



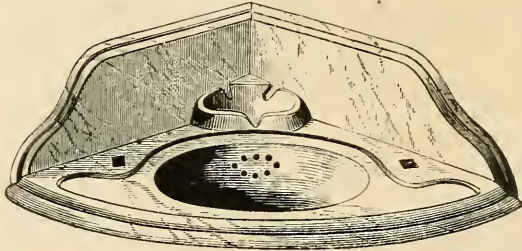
Plain and Enameled.

HAYDEN, GERE & CO., NEW-YORK, AND HAYDENVILLE, MASS.

# Basin Slab and Basin.

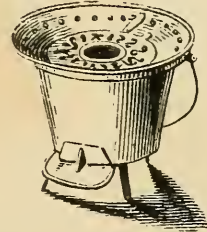
# Plumbers' Charcoal Furnace.

FIG. 277.



Plain and Enameled.

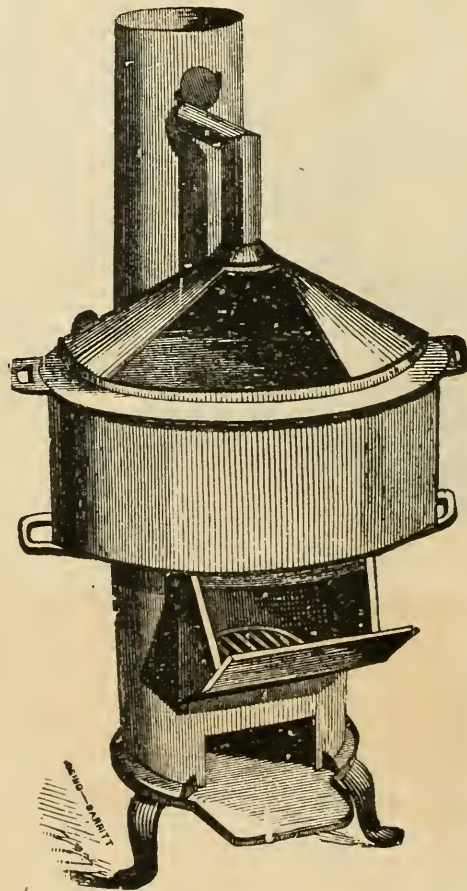
FIG. 278.



---

# Plumbers' Furnace, for Melting Lead.

FIG. 279.

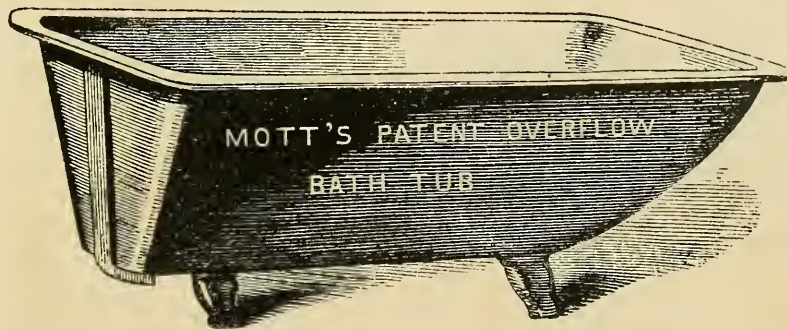


HAYDEN, GERE & CO., NEW-YORK, AND HAYDENVILLE, MASS.



## Cast Iron Bath Tub.

FIG. 280.



No. 1.—66 × 25½ × 18½ inch.

No. 2.—72 × 25½ × 18½ inch.

## Urinals.

FIG. 281.

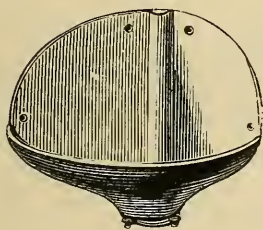


FIG. 282.

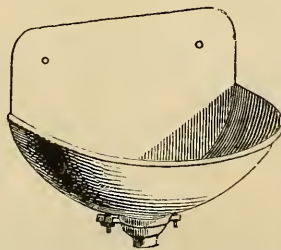
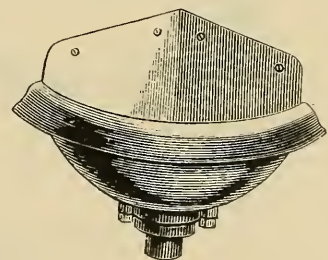


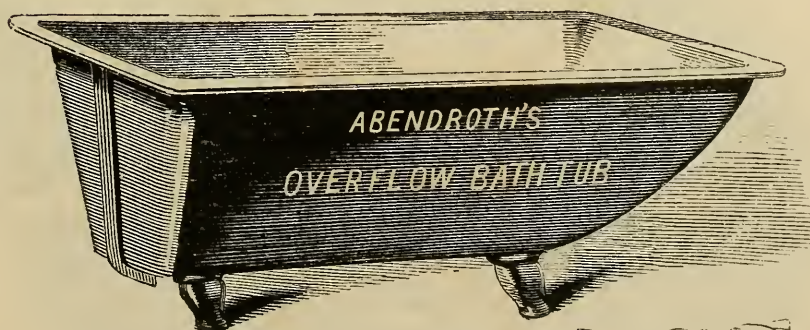
FIG. 283.



Plain and Enameled.

## Cast Iron Bath Tub.

FIG. 284.




No. 1.—66 × 25½ × 18½ inch.

No. 2.—72 × 25½ × 18½ inch.



### Square Sink.

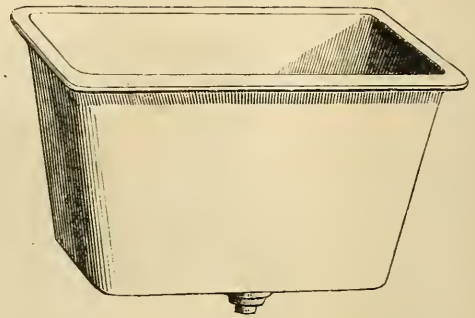
Fig. 285.



Plain and Enameled.

### Slop Sink.

FIG. 286.

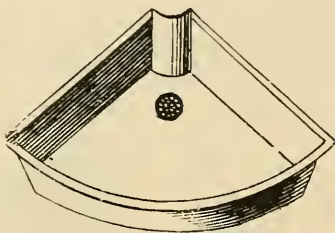


Plain and Enameled.



### Corner Sink.

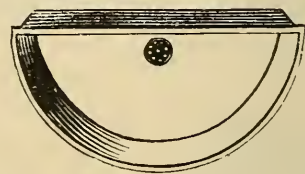
FIG. 287.



Plain and Enameled.

### Half-Circle Sink.

FIG. 288.




Plain and Enameled.



### Square Sink—with Overflow.


FIG. 289.



Plain and Enameled.

## Square Sink, with Legs.

FIG. 290.

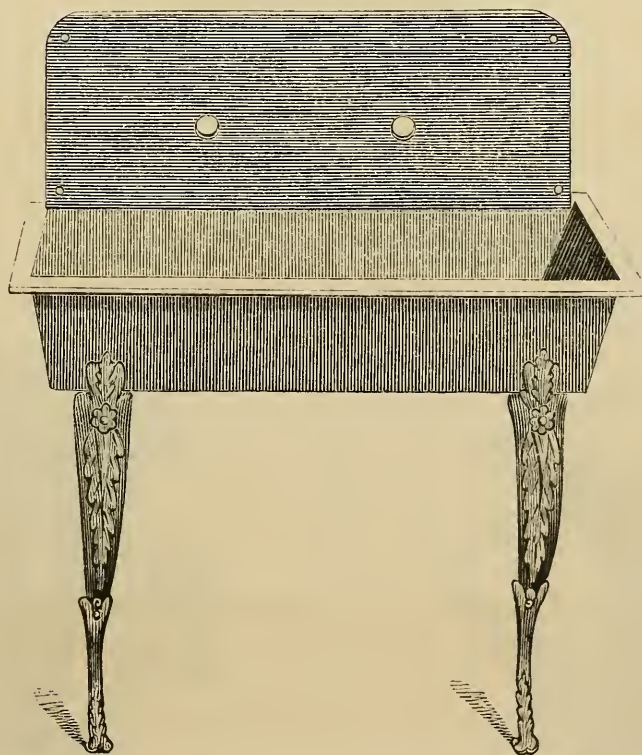


Plain and Enameled.

---

## Square Sink, with Legs and Back.

FIG. 291.




Plain and Enameled.



### Old Pattern Hopper.

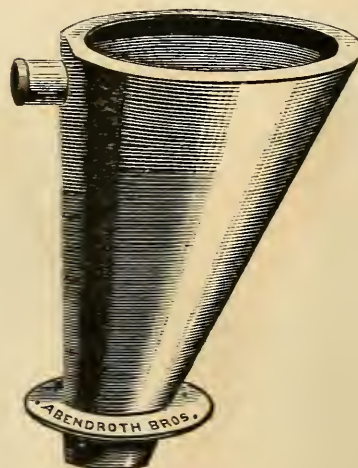
### French Hopper.

FIG. 292.



Plain and Enameled.

FIG. 293.

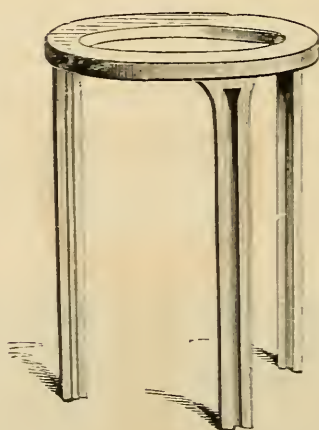


Plain and Enameled.

---

### Boiler Stand.

FIG. 294.



---

### Philadelphia Hopper.

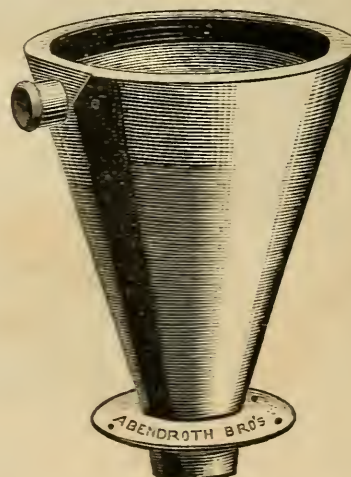
FIG. 295.



Plain and Enameled.

### English Hopper.

FIG. 296.



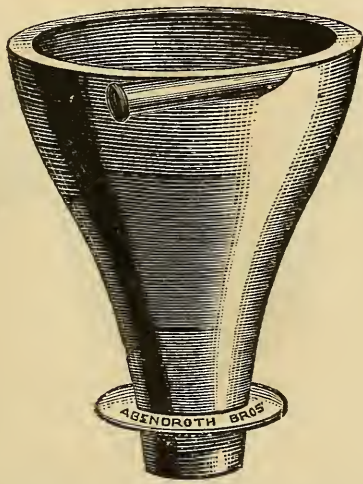
Plain and Enameled.

HAYDEN, GERE & CO., NEW-YORK, AND HAYDENVILLE, MASS.



### New Pattern Hopper.

FIG. 297.

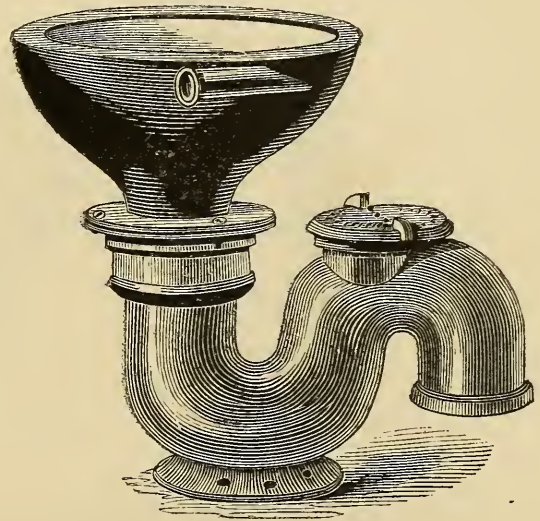


Plain and Enameled.

### French Hopper.

WITH TRAP.

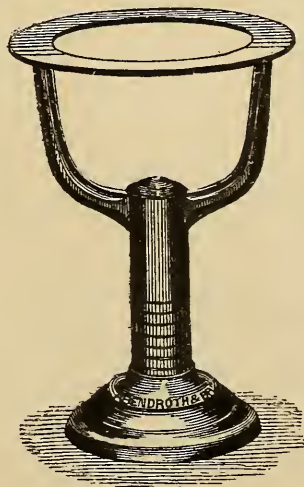
FIG. 298.



Plain and Enameled.

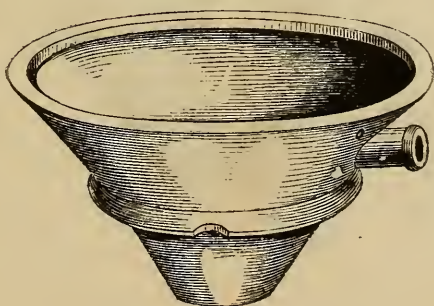
### Boiler Stand.

FIG. 299.



### Oval Closet Basin.

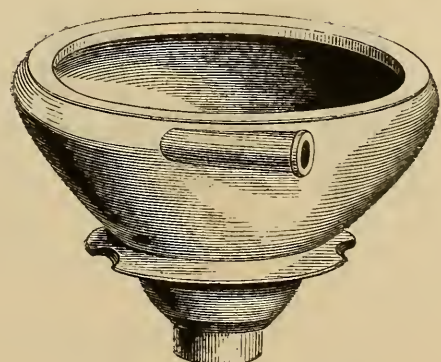
FIG. 300.



Plain and Enameled.

### French Closet Basin.

FIG. 301.

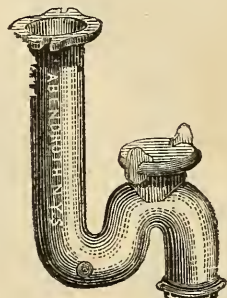


Plain and Enameled.

HAYDEN, GERE & CO., NEW-YORK, AND HAYDENVILLE, MASS.


### Sink Trap.

FIG. 302.



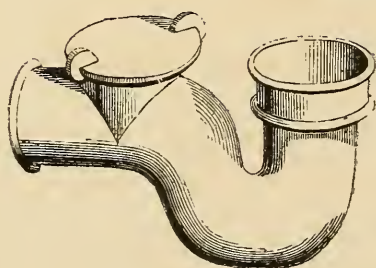
### Running Trap.

FIG. 303.



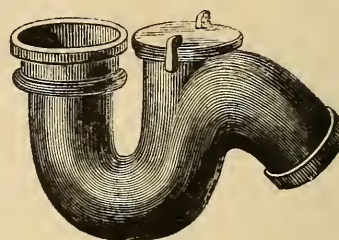
### Half S Trap.

FIG. 304.




### Three-fourths S Trap.

FIG. 305.



### S Trap.

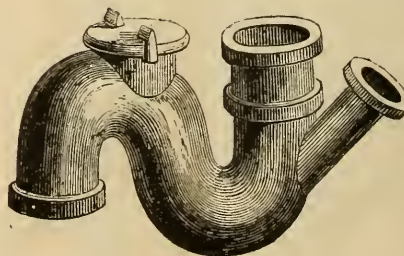
FIG. 306



### S Trap.

WITH CONNECTION FOR WASTE PIPE.

FIG. 307.




HAYDEN, GERE & CO., NEW-YORK, AND HAYDENVILLE, MASS.



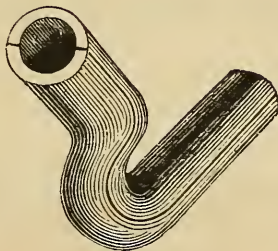
# Hopper Trap.

FIG. 308.



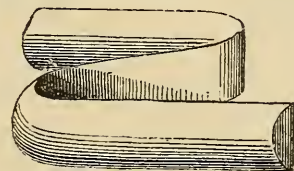
# Half S Trap Mould.

FIG. 309.




# S Trap Mould.

FIG. 310.



# Iron Pipe.

FIG. 311.



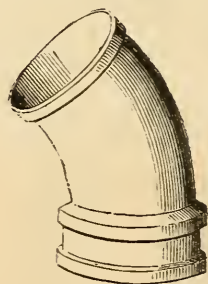
From 2 inch to 12 inch diameter.

HAYDEN, GERE & CO., NEW-YORK, AND HAYDENVILLE, MASS.




### Eighth Bend.

FIG. 312.



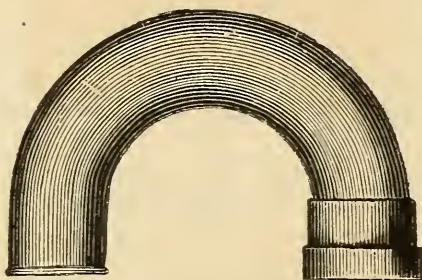
### Quarter Bend.

FIG. 313.



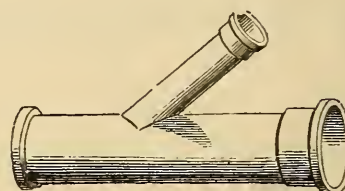
### Return Bend.

FIG. 314.



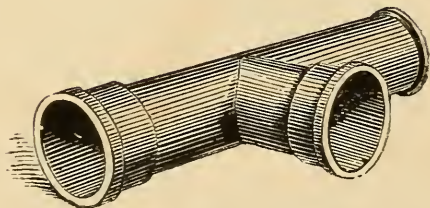
### Branch.

FIG. 315.



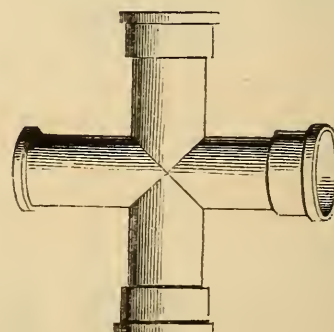
### T Joint.

FIG. 316.



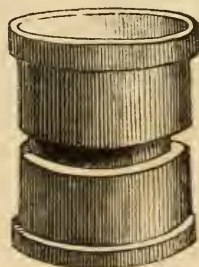
### Cross Head.

FIG. 317.




### Double Hub.

FIG. 318.



### Reducer.


FIG. 319.



HAYDEN, GERE & CO., NEW-YORK, AND HAYDENVILLE, MASS.

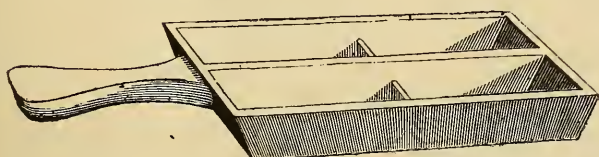
### Strap Solder Mould.

FIG. 321.



### Solder Mould.

FIG. 320.



HAYDEN, GERE & CO., NEW-YORK, AND HAYDENVILLE, MASS.

### Street Washer Cap.

OLD PATTERN.

### Street Washer Cap.

FIG. 322.


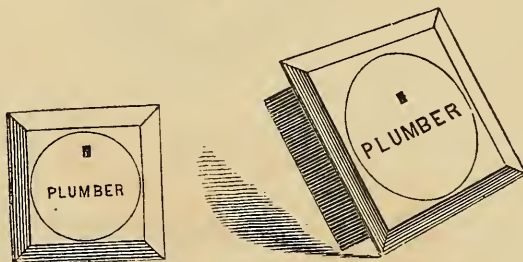



FIG. 323.



### Wash Basin.

FIG. 324.



Plain and Enameled.

### Solder Kettle.

FIG. 325.



Nos. 1, 2, 3.



# PLUMBERS' EARTHEN WARE.

## Wash Basins.

MARBLED


AND

WHITE.

FIG. 326.

FIG. 327.

FIG. 328.



Size, 9 to 20 inch.


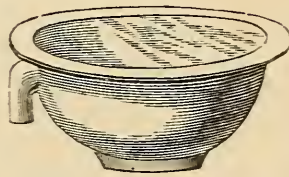
FANCY.

MARBLED, WITH PATENT

OVERFLOW.

FIG. 329.

FIG. 330.



Size, 9 to 20 inch.

## Closet Basins.

WHITE, MARBLED, AND BLUE.

OVAL.


FRENCH.

ROUND.

FIG. 331.

FIG. 332.

FIG. 333.



HAYDEN, GERE & CO., NEW-YORK, AND HAYDENVILLE, MASS.



# Ship Closet Basins.

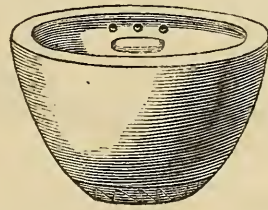
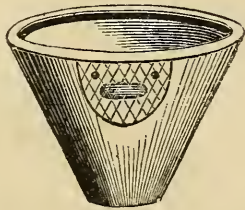
WHITE.

NEW PATTERN.

OLD PATTERN.

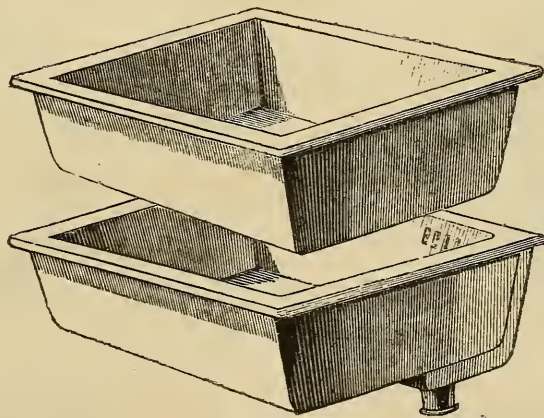
FIG. 334.

FIG. 335.



# Earthen Sinks.

FIG. 336.



WHITE AND MARBLED.

Size, 12 x 20, 14 x 20, 16 x 23, 17 x 24, 17 x 25 inch.

# Hopper Basins.

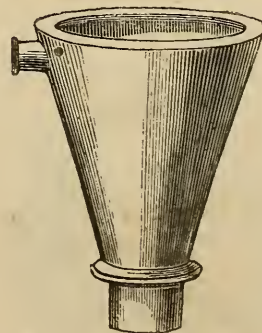
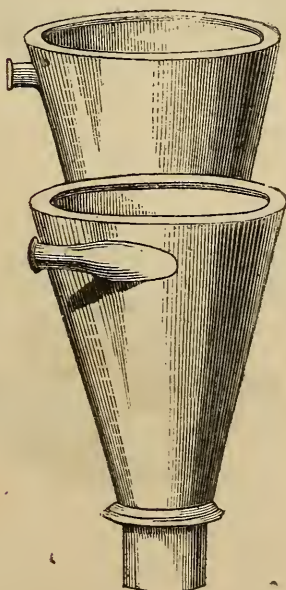
WHITE.

FIG. 337.

# Slop Hopper Basin.

WHITE.

FIG. 338.

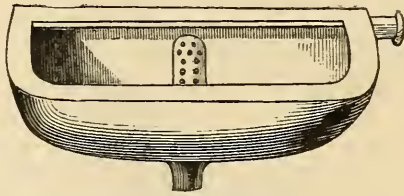


HAYDEN, GERE & CO., NEW-YORK, AND HAYDENVILLE, MASS.

# Urinals.

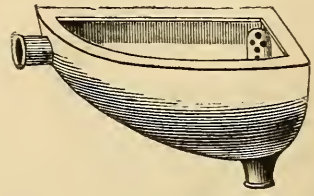
WHITE.

FIG. 339.



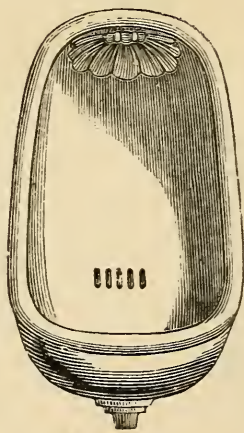
Size, 10 x 18 inch.

FIG. 340.



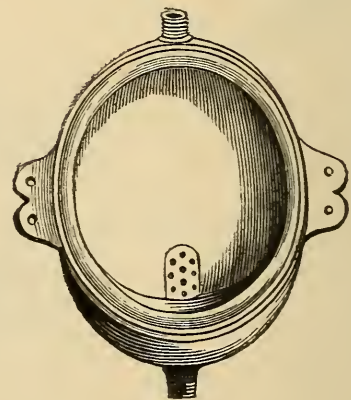
Size, 10 and 12 inch.

FIG. 341.



Size, 14 x 22 inch.

FIG. 342.



Size, 15½ x 18½ inch.

FIG. 343.


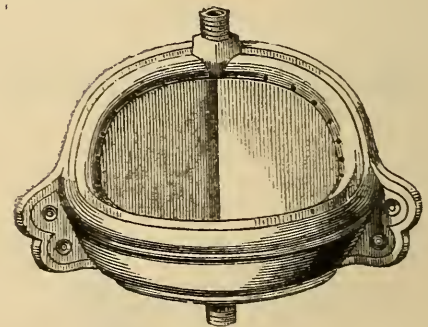
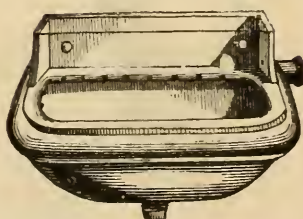


FIG. 344.



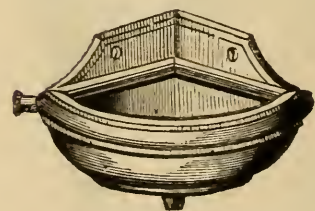
Size, 12 x 16½ inch.

FIG. 345.



Size, 9 x 15 inch.

FIG. 346.



Size, 10 and 12 inch.

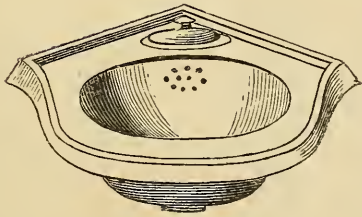
HAYDEN, GERE & CO., NEW-YORK, AND HAYDENVILLE, MASS.



# Slabs and Basins—combined.

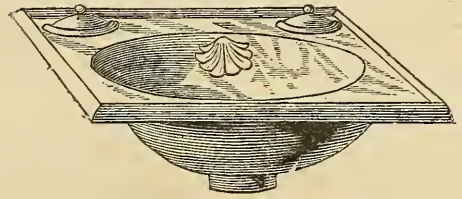
WHITE AND MARBLED.

FIG. 347.



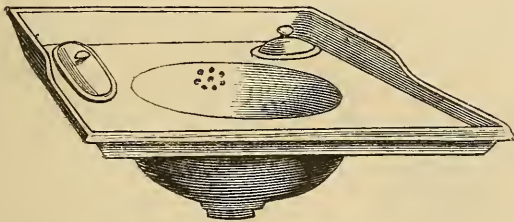
Size, 20½ × 20 inch.

FIG. 348.



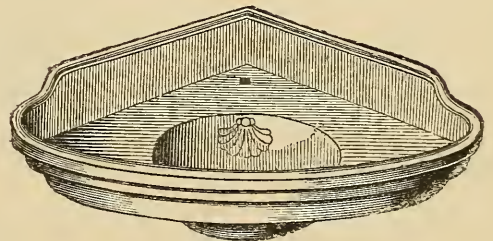
Size, 17½ × 17½ inch.

FIG. 349.



Size, 17 × 24 inch.

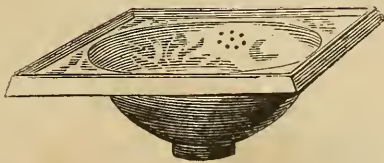
FIG. 350.



Size, 28 × 20 inch.

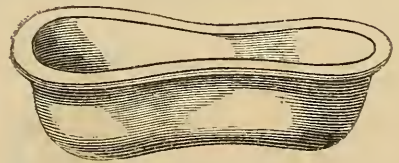
## Bidet Pan.

FIG. 351.



Size, 17 × 17 inch.

FIG. 352.















Small and Large.

HAYDEN, GERE & CO., NEW-YORK, AND HAYDENVILLE, MASS.



# PLUMBERS' TOOLS.

- |           |                                                                                     |                      |
|-----------|-------------------------------------------------------------------------------------|----------------------|
| FIG. 353. |    | Chipping Knife.      |
| FIG. 354. |    | Dresser.             |
| FIG. 355. |    | Plane.               |
| FIG. 356. |    | Shave Hook.          |
| FIG. 357. |    | Copper Bolt—pointed. |
| FIG. 358. |    | Copper Bolt—hatchet. |
| FIG. 359. |  | Round Iron.          |
| FIG. 360. |  | Rasp.                |
| FIG. 361. |  | Turn Pin.            |
| FIG. 362. |  | Ladle.               |
| FIG. 363. |  | Basin Wrench.        |
| FIG. 364. |  | Street Washer Key.   |

HAYDEN, GERE & CO., NEW-YORK, AND HAYDENVILLE, MASS.

---

## Lead Traps and Bend—Cast.

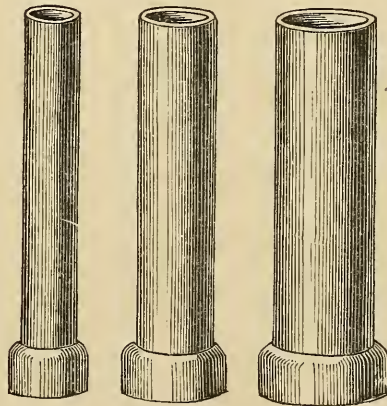


Size,  $\frac{1}{2}$ , 2 and 4 inch.

# VITRIFIED STONE WARE.

## Drain Pipes.

FIG. 368.

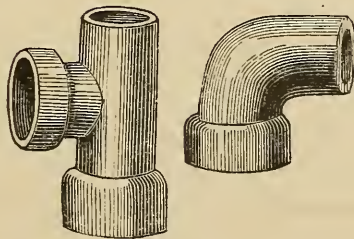


IN TWO FEET LENGTHS.

|               |
|---------------|
| Size, 2 inch. |
| " 3 "         |
| " 4 "         |
| " 5 "         |
| " 6 "         |
| " 7 "         |
| " 8 "         |
| " 10 "        |
| " 12 "        |

## Branch and Bend.

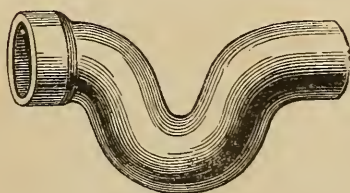
FIG. 369. FIG. 370.



|               |                      |
|---------------|----------------------|
| Size, 2 inch. |                      |
| " 3 "         | with any size inlet. |
| " 4 "         | " "                  |
| " 5 "         | " "                  |
| " 6 "         | " "                  |
| " 7 "         | " "                  |
| " 8 "         | " "                  |
| " 10 "        | " "                  |
| " 12 "        | " "                  |

## Running Trap.

FIG. 371.



|               |
|---------------|
| Size, 2 inch. |
| " 3 "         |
| " 4 "         |
| " 5 "         |
| " 6 "         |
| " 7 "         |
| " 8 "         |


HAYDEN, GERE & CO., NEW-YORK, AND HAYDENVILLE, MASS.

















LIBRARY OF CONGRESS



0 021 213 030 8