

## **Historic, Archive Document**

Do not assume content reflects current scientific knowledge, policies, or practices.



62,51

FEB 4 1918

1918

LIBRARY  
 RECEIVED  
 FEB 11 1920  
 Department of Agriculture



**MARSHALL BROS.**  
 Arlington Nurseries *and* Fruit Farms

References: Arlington State Bank, First National Bank, Arlington Commercial Agencies

**ARLINGTON, NEBRASKA**





Looking Northwest From Packing Shed

# Letter

To Our Friends, Customers and All Lovers of Fruit:

In presenting to you our Descriptive Catalog we wish to say that we are situated in one of the oldest and best parts of the State, and are benefited by the results of from forty to fifty years' experience in orchard planting. With these results, and knowledge gained by visiting numerous orchards in every section of Nebraska and adjoining states, and about twenty-five years' experience and hard study and constant experimenting, to which we have given our whole time, we have selected from the list in this catalog the varieties best suited to Nebraska, South Dakota and Western Iowa, which are marked with a "star" (\*). Please notice this in making your selection. It is well to remember that the harvest will depend on what you plant. The intelligent planter has his harvest in view when he selects his stock. If you do not know what varieties you wish to plant, it is well to stick quite close to the "star" (\*) sorts, as a mistake, once made, can never be satisfactorily rectified.

We are continually discarding many varieties highly recommended for this country by people not living here or who have not studied the behavior of such varieties closely enough or for a long enough time to determine their real value. Our object is to grow such trees, vines, etc., as will do well in our northern and western climate. We are pleased to note that fruit trees under high, shallow cultivation will stand our occasional extremely dry seasons better than any farm crop; and under ordinary care can be brought through our dryest or most extreme seasons in a thrifty, hardy condition.

Our nurseries are in a condition of which we are justly proud. Our facilities are excellent for the growing and handling of nursery stock. Our orchards are yielding handsome returns, fruit finding ready sale in any market, east as well as west.

We shall be pleased to hear from you at any time, and shall take pleasure in answering all inquiries to the best of our ability, whether you purchase or not. Send card for catalog; come and see our stock. We will be glad to show you around at any time you can make it convenient to call. Thanking you for past favors, and hoping your patronage will grow, we are,

Very respectfully,

**MARSHALL BROTHERS.**

Arlington, Nebraska.

## Preface

Our motto is to grow the best of all kinds of fruit trees, vines, plants, etc., that will succeed in this climate. We are conducting three experimental orchards in which we shall continue to experiment with all new promising varieties in our line, and hold fast to those that prove good. We shall hold no good things from our patrons, and from time to time will offer such as prove valuable. It is safe to assert that the nursery business has kept abreast with all the other enterprises of the country. A host of new varieties of the various kinds of fruit has been brought to the front, some of which have been classed with those very worthy of cultivation, while many others have fallen back into the grave of oblivion, being classed as worthless and never again to be resurrected. The past few years have developed the fact that the fruit business and the growing of fruits for the market will be in the front rank of the great business enterprises of the West. This is evidenced by the large number of fruit trees that are being planted, the interest being manifested in the selection of varieties, and the general success so far achieved. We hope not only to consult the wants of those who are planting large commercial orchards for money-making, but our desire is also to reach the amateur and moderate planter, whose object is to grow a family orchard of the varieties best suited for dessert and home consumption, so that a succession of the best fruits from the earliest to the latest ripening may be obtained; and thus in preparing this catalog the greatest pains have been taken to make the descriptions and seasons of ripening as accurate and intelligible as possible.

Season of ripening as herein given refers to latitude 40° to 44° north.

## Advice to Correspondents

When particular varieties are ordered state whether and to what extent other varieties may be substituted, in case the orders cannot be filled to the letter, as happens occasionally in all nurseries. When no instructions of this kind accompany the order, the best judgment will be exercised in filling the order so as to render satisfaction to the purchaser. It is requested that explicit directions for marking and shipping stock accompany the order. But when such directions are not given it will be shipped the cheapest and most direct route by freight, unless it is deemed safest and best to ship by express, and in all cases the shipment will be at the risk of the purchaser, and if delay or loss occur in transit the forwarders alone must be held responsible.

Customers are requested to send notice at once of any error that may be committed in filling their order, so that it may be rectified and explained.

## Guarantee of Genuineness

While the greatest diligence and care to have all trees, etc., true to label will be exercised, mistakes may occur and in such cases, upon proper proof, the goods will be replaced free of charge, and it is mutually understood that our responsibility ceases at this.

## Number of Trees and Plants on an Acre at Various Distances

1 foot by 1 foot.....	43,560	5 feet by 5 feet.....	1,740
2 feet by 1 foot.....	21,780	6 feet by 6 feet.....	1,210
2 feet by 2 feet.....	10,890	8 feet by 8 feet.....	680
3 feet by 1 foot.....	14,520	10 feet by 10 feet.....	485
3 feet by 2 feet.....	7,260	12 feet by 12 feet.....	302
3 feet by 3 feet.....	4,840	15 feet by 15 feet.....	193
4 feet by 1 foot.....	10,890	16 feet by 16 feet.....	170
4 feet by 2 feet.....	5,445	18 feet by 18 feet.....	134
4 feet by 3 feet.....	3,630	20 feet by 20 feet.....	108
4 feet by 4 feet.....	2,722	25 feet by 25 feet.....	69
5 feet by 2 feet.....	4,356	30 feet by 30 feet.....	49
5 feet by 3 feet.....	2,904	33 feet by 20 feet.....	66
5 feet by 4 feet.....	2,178	33 feet by 33 feet.....	40

The "Star" (\*) Varieties Are the Leaders

# Directions for Transplanting and Care of Nursery Stock

## INTRODUCTION

While fruit growing requires as much intelligent care as corn or other grain, the profits are such as to encourage all who can give it proper attention, to plant freely. Among our customers we know of many who derive more clear gain from an acre of orchard than from ten acres of any other part of the farm. As to the most profitable varieties, we would refer those interested to the "star" (\*) sorts in this catalog. It is not uncommon for small fruits to yield from \$200 to \$300 per acre, net.

Careless or ignorant planting of trees is very expensive to the customer and damaging to the credit of the nurseryman. The careful perusal of the following suggestions, based on wide observation, careful study and costly experience, will, if followed, give good results.

## Care of Stock When Received From the Nursery

As soon as the trees and plants are received, the bundles should be opened, removing all straw and packing. The roots should be thoroughly sprinkled, then heeled in very moist ground, so that the mellow earth, tamped solid about them, will come in contact with the roots and thoroughly protect them from the air. Wet down thoroughly and cover wet soil with two or three inches of mellow earth. In planting, take up only a few at a time, and never allow them to lay exposed to air and sun.

## For Planting Fruit Trees, Etc.

Have the ground thoroughly prepared by deep plowing; and dragging fine. In planting make the hole large enough to admit the roots in their natural position; set the tree solid three or four inches deeper than it was in the nursery. If the soil is not quite moist enough, tamp it to the roots, same as about a post, then water thoroughly; finish filling the hole and leave two or three inches of the surface soil loose. In planting (apples especially) lean the tree slightly to the southwest, putting the largest and lowest limbs on that side, to prevent sun scald. Cut back from one-third to one-half of last year's growth; keep the soil perfectly mellow by cultivation; or, in other words, care for them as you do for your corn or potatoes. It is well to plant some cultivated crop in young orchards, not planting closer than six feet to trees. If this is impossible, mulch six inches deep and eight feet wide. Never manure ground where you expect to plant a young orchard, unless ground is too poor to raise corn; also use as weak mulching as can be obtained. The trees should be kept free from caterpillars, leaf rollers and flat-headed wood borers.

We recommend planting Cherry and Plum trees 16 or 18 feet apart, in rows running east and west, with rows 14 to 16 feet apart, planting no one variety in two adjoining rows. The object is to have the north and south winds of the spring to intermix the pollen, which is the secret of success, especially in plum growing.

We recommend planting Apples 25 to 30 feet apart. The higher elevations and northern and eastern slopes are the most desirable locations for commercial orchards, yet the family orchard should be near the house, and if this location should be a south slope, plant closer, say 20 to 25 feet. Allow the trees to limb low; shape the tree while small, with central body (no forks, and not over 4 or 5 limbs evenly and widely distributed). Prune during the spring or fore part of season, the month of June preferred, but if the season is inclined to be dry, prune very moderately. Always encourage the growth of the south side of the top. A wind-break on the south and west will help much in growing a shapely tree. Bearing orchards that are sown in grass should be mowed two or three times each year, leaving grass lay to hold moisture and act as a mulch in winter. Some orchards are nearly ruined by having crops of hay taken from them during dry weather.

Grapes should be planted 12 to 18 inches deep (owing to the size of the vine) in holes large enough to admit roots without curling them around (see figures 1 and 2); press soil solid about roots, leaving two inches of surface soil loose. Be sure to plant four or five inches deeper than they were in the nursery, leaving only three or four buds above ground; plant six or eight feet apart. Keep ground clean by cultivation; if impossible to cultivate,

mulch same as apples. Prune in November, before covering for winter. We regard covering profitable in most localities of the West, while the vines are young. Use old hay or dirt in covering.

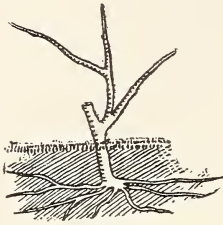


Fig. 1  
Planted too shallow.

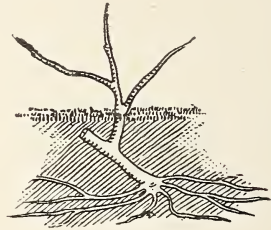


Fig. 2  
Planted just right.

Raspberries and Blackberries should be planted in well pulverized soil, one to two inches deeper than they stood in the nurseries, and soil kept loose by thorough cultivation. Plant Raspberries two and a half feet apart in rows, having the rows five or six feet apart. Prune in spring, cutting out all old wood, and cut back new wood to three or four feet. Always keep your Raspberry patches clear of weeds by cultivation, and prune each spring



Fig. 3  
Just right.



Fig. 4  
Too deep.



Fig. 5  
Too shallow.

and it will pay you for your trouble. Plant Blackberries two feet and a half apart in rows, having rows six or seven feet apart. Prune in winter or spring; take out all old wood and cut back new wood to three or four feet.

Strawberry plants should be planted and cared for the same as cabbage or tomato plants. Plant in rows three to three and a half feet apart and twelve to fifteen inches in the row. Be sure not to plant too deep nor too shallow (see figures 3, 4 and 5). The cheapest way to grow them is to plant in long rows and tend with a corn plow, using shields. Never allow rows to spread to more than eight or ten inches in width. Cover the plants late in the fall with one or two inches of prairie hay or stable litter (if free from weed seed). This covering should be removed from the plants in early spring and left between the rows until fruit is picked; then it should be removed from the patch, the plants mowed close to the ground, then the rows cultivated as before.

Currants and Gooseberries should be planted four feet apart each way and mulched heavily. Soft coal ashes and cinders are good for mulching. They bear better when sheltered from south winds. Currants should be in the shade of fruit trees or other small trees at least half of the day—say the afternoon. The north side of a picket or board fence is an ideal place for Currants and Gooseberries.

Evergreens should be planted extremely solid, but be sure that all vacancies under the pronged roots are well filled with soil first, then press or tramp the soil so solid that the tree cannot be easily pulled up, leaving two inches of the soil loose to prevent baking and to take in rainfall. Be careful never to expose the roots to the sun and air long enough to dry them. In watering it is better to dig a hole by the side of the tree one foot deep and water through the hole. This applies to the watering of all trees. Better to water two or three pailfuls at a time through the hole at the side of the tree once a week or ten days, as needed, than to pour water on the surface daily, which often does more harm than good, by crusting the surface and attracting the rootlets upward for moisture instead of down-



ward. Mulch with old hay or chaff; throw a little soil over the mulching, and it will be more effective and look better. Evergreens should be watered during a drouth in mid-summer, or fall as well as in the spring. The ground should be filled with water at the approach of winter, and then mulched. They do not need the above care after the first year.

## Miscellaneous

If weather is too dry for fresh planted trees to start, mulch and wet down with three or four pails of water per tree.

A small mound of earth placed against each fruit tree in autumn will keep mice away during the winter; but must be removed in spring.

Guard against rabbits by wrapping trees. Four or five cornstalks stood around the tree and tied with two strings is the easiest preventive.

If roots are not damp and dirt sticking to them, dip them in mud stirred like mortar before planting.

Avoid pruning the south side of body or limb, as the sun prevents the healing of the wound.

Never sow grass seed in an orchard till it has been planted a few years.

Clover is the only grass fit to grow in an orchard, as all others form too stiff a sod.

Never take a crop of hay out of your orchard.

Manure will never hurt a bearing orchard.

## How to Winter Trees Received in the Fall

Soon as trees and plants are received from the nursery the bundles should be opened and all straw and moss taken from them; then dip roots in thin mud; heel in one foot deep in moist ground, laying trees at such an angle as to have tops one foot above ground; tramp dirt solid about the roots. Leave them in this condition until late in fall; then cover the entire top with dirt, using nothing else. Forest trees, grape vines and berries should be buried in pure dirt. Plant April 1st to 10th.

## Treatment of Trees, Etc., That Have Been Frozen in the Package or Received During Frosty Weather

Put them unopened in a cellar, or some other cool, protected place free from frost, or cover them up heavily and completely with earth until they are entirely thawed out, when they can be unpacked and planted or placed in trenches until convenient to plant. Treated in this way they will not be injured by the freezing.

# Spraying Formulas

## Spraying the Apple

All plants have their insect and fungous enemies. The apple has its share of them, but these may be easily controlled by spraying. While it is attacked by many different insects and fungous diseases, each of which takes its toll, the fruit growers, as a rule, need pay attention to but two pests, i. e., codling moth (apple worm) and apple scab. When controlling these two pests with sprays, practically all others are incidentally held in check. One of these is an eating insect and must be fought with an arsenic poison. The other is a fungus disease, and must be controlled with a fungicide or germ destroyer. Generally, in Nebraska, both materials are needed at about the same time, and they are combined and applied as one spray. Some fruit growers use them separately, but many of the most successful growers use the combination spray for all applications. While occasionally a small amount of material may be wasted by this method, it is the safest procedure.

### For Insects That Chew

The most common and best form of arsenic used is "arsenate of lead." This may be secured from drug stores and seed and garden supply houses. Paris green may be used if arsenate of lead cannot be obtained, but it is not as desirable. It is more liable to burn

The "Star" (\*) Varieties Are Most Reliable

the leaves and fruit if applied too strong and also washes off more easily by rains, making it effective for a shorter period of time. These poisons should be prepared as follows: Thoroughly dissolve three pounds of arsenate of lead in a gallon of water and dilute to 50 gallons, either water or other spraying solution, or 4 ounces of Paris green in small amount of water, and add to same amount of water or solution. If Paris green is used with water alone, it is best to slake 2 to 3 pounds of quick lime and add to each 50 gallons. This neutralizes to some extent the burning effect of the Paris green and also helps to hold the fine particles of poison in suspension. These poisons are effective against chewing insects, only.

#### For Fungous Diseases

For the fungous diseases Bordeaux mixture or lime-sulphur solution may be used. Bordeaux is prepared by dissolving 4 pounds of copper-sulphate (bluestone) in a small amount of water and diluting to 25 gallons; slacking 5 to 6 pounds of good lime and adding water to make 25 gallons. These solutions should then be combined by pouring or dipping simultaneously from each into a third vessel or spray tank.

The commercial lime-sulphur is a very good fungicide and is used almost exclusively by many fruit growers. It is diluted 35 to 40 times for summer spraying. This may be obtained from same sources as arsenate of lead or direct from manufacturers. To combine the fungus spray and the insect spray, simply add the dissolved poisons to the fungus solutions.

**First Application.**—This application should be made just after the cluster buds open, but before the individual flowers open or when the trees begin to appear pink. It is directed mainly against apple scab which is a fungus and the principal part of the spray material should be Bordeaux or lime-sulphur. It is safest, however, to use the combination spray with the arsenate of lead added. This application should be thorough and be directed mainly against the trunks and main limbs. It is the most important application against apple scab.

**Second Application.**—This application should be made immediately after the petals fall. It is the main application against the codling moth (apple worm). It is important to make this application at the proper time. Direct the material downward as much as possible to fill all calyx cups which point upward at this time. Use the combination material, but be sure to have the right amount of arsenate of lead included, as this is the important part of the solution for this application.

**Third Application.**—This application should be made from 7 to 10 days after the second spraying. It is applied to reinforce the former application against the numerous little apple worms that appear about this time, and to cover all new growth which is coming out very rapidly during this period. Use the same solution as for the second application.

**Fourth Application.**—If the former applications have been very thorough and effective this application will not be necessary. It is directed mainly against the second brood of codling moth which will appear if any escaped former applications. Most commercial growers make this application without fail, however. The same mixture as for former applications with the strength of fungicide reduced one-third, should be used. This application should be made about the 10th of July.

**Spraying Machinery.**—The size of the spraying outfit needed depends on the size and age of orchards. High pressure is essential for effective work in all cases. While this may be obtained with high-grade hand-power outfits, it is slow and hard work to maintain the pressure. For small orchards containing up to 100 or 200 trees, however, this kind of an outfit can be made to do satisfactory work. But for larger orchards gasoline power outfits are recommended. These are now manufactured in several sizes, but all maintaining the same high pressure. The prices range from about \$100 up for complete outfits. These are assembled in such manner that the engine may be easily disconnected and be used throughout the year for pumping water and other light work about the farm, making the actual extra cost for the pumps and other equipment little more than for the best hand outfits.

In some sections power machines are owned jointly by several orchard owners and the same machine sprays all orchards. Such machines are also owned and operated by individuals who spray for their neighbors like the practice with threshers, shellers, etc.

If interested in a spraying outfit advise us and we will place you in touch with manufacturers of good machines.

## Other Sprays and Their Uses

**Kerosene Emulsion**—Kerosene in its natural, undiluted state, is fatal to all insect and vegetable life, but properly prepared may be used safely and with much benefit.

Dissolve a bar of Ivory soap in one gallon of hot water, then add two gallons of kerosene and churn it vigorously until cool. If made right, it is then like cream, and will keep indefinitely. For general use, take one part of the mixture to ten parts water and use as a spray. Will be found very valuable in getting rid of aphids, mealy bugs, red spider, etc. May be used against any soft-shelled insect.

**Copper Sulphate Solution**.—Copper sulphate, one pound; water, 15 gallons. Dissolve the copper sulphate in water, when it is ready for use. This should never be applied to foliage, but must be used before the buds break. For peaches and nectarines use 25 gallons of water. For fungous diseases.

**Hellebore**.—Fresh white Hellebore, one ounce; water three gallons. Apply when thoroughly mixed. This poison is not so energetic as the arsenates and may be used a short time before the sprayed portions mature. For insects which chew.

**Resin Compound**—Sal soda (crystalized), four pounds; resin, eight pounds; water, one quart. Mix and boil until resin is dissolved, and while hot add water enough to make three gallons and boil a few minutes. Let cool and then add water to make five gallons. This is the stock solution. When ready to use it, dilute the stock solution, using one gallon of it to about seven gallons of water. This is for plant lice, either on outdoor plants or house plants. On the latter it may be washed off the leaves after it has killed the insects attacking them. Does not injure the most tender foliage, cucumbers, melons or peaches. Used and heartily recommended by the University Farm at Lincoln, Nebraska.

If the above does not give satisfaction, then try Kerosene Emulsion, given at top of this page.

**Tobacco Decoction**—A spray for plant lice, etc. Steep the midveins or "stems" of tobacco leaves in an amount of water sufficient to cover them, and, when their strength is well drawn out, dilute the liquid until it has the color of fairly strong tea. Spray on the plants, taking care that the insects to be destroyed are reached by the decoction.

Commercial tobacco and nicotine preparations in concentrated form may be used. These give same results as above when diluted as per directions.

## Roses and Other Ornamentals

### Their Pests and Remedies for Same

**The Rose Slug (*Seladria Rosea*)**—A light green insect about an inch in length. There are apparently two kinds, one of which eats only the outer skin of the leaf on the under side, the other eats the leaf entire.

As a preventive use a solution of one pound of whale oil soap in eight gallons of water, as a spray. Applied daily for a week in the spring before the buds begin to develop, it will never fail to prevent the attacks of this insect. If this precaution has been omitted and the insects are seen on the leaves, white Hellebore dusted on the plants will be quickly effective. Also arsenate of lead, same as for apple spraying, is good.

**Red Spider (*Acarus Tellarius*)**—So small as to be practically invisible to the naked eye. Works on the under side of the leaf, which has a sickly, dusty appearance and finally drops from the plant. Cannot thrive except in a dry, hot atmosphere. Hard spraying with clear water several times daily, after picking and burning the leaves most affected will be found effective.

**Mildew**—A parasitical fungus, common to vegetation, that is exposed to sudden changes of temperature. Chilly nights in spring and fall cause it to appear on roses, etc. Sulphur applied in various forms is a certain specific. For a spray dissolve one ounce of potassium sulphide in two gallons of water. This is very effective. Pulverized sulphur, dusted over the affected foliage while the dew is on, is also good.

The "Star" (\*) Varieties Are Most Reliable

# FRUIT DEPARTMENT



## The Apple

The Apple is the first fruit, both in importance and general culture. No fruit is more in demand, more universally liked or more generally used. The earlier varieties ripen about the last of June, and the later sorts can be kept until that season. It is a fruit in perfection the entire year. Make a judicious selection of varieties, and a constant succession can be had the whole year.

Its uses are many and of inestimable value. It has been said that "fruit is nature's own remedy"; it is certainly nature's own preventive. Many diseases are not known to free users of a fruit or vegetable diet. There is no farm crop which, on the average, will produce one-fourth as much income per acre as will a good apple orchard.

We grow about fifteen varieties in large quantities, and advise beginners not to plant more than that many. However, we grow a limited supply of over 100 sorts, and therefore can supply anything in this book and many not listed. Those marked with a "star" (\*) will give best satisfaction in Nebraska.

In every case ripening as given for the different kinds of fruits refers to the latitude of Nebraska.

## Summer Apples

**Red Astrachan.** Large, roundish, nearly covered with deep crimson, overspread with deep bloom; juicy, rich and beautiful; a moderate bearer; tree upright, spreading. July.

**Benoni.** Medium, red striped, one of the best of its season; tree upright; good bearer; blights some. August.

**Chenango (Sherwood Favorite).** Fruit medium size, oblong, indistinctly ribbed; skin whitish, splashed and mottled with light and dark crimson; flesh white, tender, juicy, with a mild sub-acid flavor. A splendid quality, esteemed for the table, and so handsome as to make it a quick selling market variety. Tree vigorous but blights some, while young, but easily outgrows this and lives to be an


old tree; is a good annual bearer. August and September.

**Quince.** Large, yellow, ribbed, moderately hardy, productive. August and September. Specially good for cooking, where the quince flavor is liked by consumers.

**Early Cooper.** Very large, roundish, pale yellow with faint blush; flesh white, crisp, sprightly; a Western apple; vigorous, not hardy in central and northern Nebraska. First of August.

**\*Oldenburg (Duchess).** Fruit large striped, beautiful, quite juicy, mild sub-acid, or almost tart; tree a good bearer, with upright head, requiring little or no pruning; very hardy. Indispensable north and west, good south, and a favorite east. One of the best for culinary use, being partic-

You are invited to visit our nurseries and orchards. We will be glad to show you around.



Yellow Transparent (Reduced one-third)

ularly well adapted for cooking and drying. July and August.

**Early Harvest.** Medium to large, roundish, bright straw color; flesh white, tender, juicy, crisp, with rich sub-acid flavor; tree moderately vigorous and productive. First of July.

**Early Pennock.** Tree moderately hardy; very productive; fruit large, roundish, conical ribbed, light yellow, splashed, mottled and shaded with light red; sub-acid, fairly good, core large. August.

**Red June.** Medium size, flesh white, tender, juicy, sub-acid; an abundant bearer; last of June. Tree moderately hardy.

**Sweet June.** An excellent early sweet apple; pale greenish yellow, medium size, round;

fine for table and cooking; tender; 25th of June to middle of July.

**Tetofski (Russian).** The tree is an upright spreading grower, forming an open head; comes into bearing extremely early and bears every year; blight some; fruit medium size, nearly round, whitish yellow beautifully striped with red. Flesh white, juicy, pleasant, acid, aromatic; fruit too small to be desirable; very slow in nursery. A dwarf tree. July.

**\*Yellow Transparent (Russian).** Large pale waxy yellow, beautiful; quality excellent, an early and annual bearer. Tree is an upright, symmetrical grower, and needs very little pruning; it is perfectly hardy. Yellow Transparent is a good tree for Nebraska. July 15.

## Autumn Apples

**Fulton Strawberry.** Medium size, streaked, tender, juicy, fine, productive, desirable. August and September.

**Bailey Sweet.** Fruit large, round, mottled and striped with deep red; flesh yellow and tender, with a mild, rich flavor; slow, blights some. September.

**Dyer.** Medium size, regularly formed, pale greenish yellow, faint blush, dark speck on one side, flesh white, very tender, juicy, good. August and September. Tree moderately hardy and very productive.

**Fall Stripe (Saxton).** An old variety which originated in Massachusetts or Connecticut.

cut. Tree vigorous, very productive, an early bearer. Juicy, tender, sub-acid, slightly aromatic; very good; medium to small size, covered with light and dark stripes; does well in Nebraska. September.

**Fall Winesap.** Origin unknown; tree a free, clean grower, moderately spreading, somewhat drooping as the tree acquires age; fruit medium size; green with red blush; very good. September.

**Fameuse (Snow Apple).** Medium size, roundish, oblate; whitish ground, striped with red; flesh white, juicy and pleasant; tree blights. October and November.

✓ **Flora Bell.** Fruit medium, oblate; yellow-shaded, splashed and mottled with crimson. Flesh whitish, mild, sub-acid, good. September.

✓ **Haas (Gros Prommier).** Medium to large, slightly flattened, shaded and striped with red, flesh sometimes stained; sub-acid, fair quality; tree vigorous and hardy, upright grower, with well formed head; bears early, but not very reliable. September to November.

✓ **Maiden Blush.** Rather large, oblate, sometimes ribbed, with a fine, evenly shaded red cheek or blush on a clear, pale yellow ground; flesh white, tender, sprightly, with a splendid sub-acid flavor. This variety has been underestimated for Nebraska. A good annual bearer. August and September.

✓ **Porter.** Rather large, regular, oblong, tapering to the eye, skin bright yellow, sometimes a dull blush in the sun; flesh tender, rich, sub-acid; flavor fine; productive. September.

✓ **Price Sweet.** Medium to large, inclined to oblong, greenish yellow, streaked and splashed with dull red; smooth and handsome and of very good quality. Tree a large and shapely grower, perfectly hardy and a splendid annual bearer. September.

✓ **Rambo.** Medium, yellowish, streaked with dull red and somewhat dotted, mild, tender and good; not productive. September to November.

✓ **\*Ramsdell.** This old variety is esteemed wherever grown for the annual crops which it bears of large, handsome fruit, conical, splashed and striped with dark red; flesh very tender, mellow, unusually sweet and rich, excellent. Tree very vigorous and comes into bearing early. October to December.

✓ **Warfield.** Originated in Muscatine, Iowa. Tree hardy and thrifty, vigorous grower, and early and abundant bearer. Fruit large, light waxen yellow with blush in the sun, sparkled with gray dots. The stem is slender, calix large and open, flesh white and moderately juicy; mild, good. September.

✓ **\*Wealthy.** Fruit large, variegated red; beautiful; full of

lively, sub-acid juice; fine grained; splendid for eating; unsurpassed for cooking, drying or butter; a native of Minnesota; an early winter apple there, and one of their hardiest sorts; it is indispensable through all the Central States and is a favorite wherever grown. Commences to bear young and is a heavy annual bearer. This variety should be in every orchard, family or commercial. September.

✓ **\*Utter.** Large, roundish, whitish red, very good quality, an excellent variety and a good bearer. One of our best fall apples. September to October. Perfectly hardy.

✓ **Wolf River.** Very large and handsome; flesh whitish, breaking, pleasant; sub-acid. Fruit drops. September and October.

## Winter Apples

✓ **Baldwin.** Large, roundish, deep bright red; juicy, crisp, sub-acid; good flavor; tree vigorous, upright; season November to December. Rather shy bearer and only moderately hardy in Nebraska.

✓ **\*Ben Davis.** Almost too well known to need a description. Large, smooth, often mottled and splashed, nearly covered with red; sub-acid; one of the most profitable



Wealthy (Reduced one-half)

market fruits. Tree remarkably healthy and vigorous, productive, and bears early. December to February.

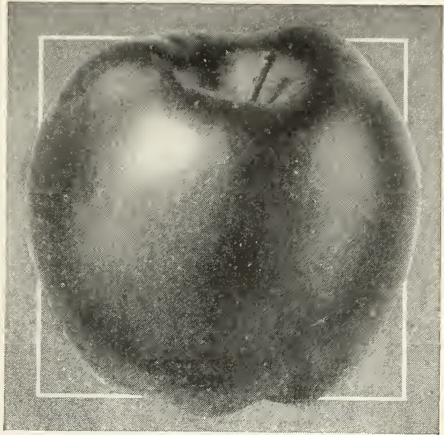
Arkansas (Mammoth Black Twig). A seedling of the Winesap; large, dark red, handsome; quality good; tree hardy. December to March.

Delicious. Originated at Peru, Madison County, Iowa. Fruit medium to large, oblong and of the sheep-nose type. Color light green, shaded, splashed and mottled with light and dark crimson. Quality of the best for dessert. Keeps good. December to April.

Dominie (Well's English Red Streak). Medium to large, skin greenish yellow; sometimes striped lightly with red; flesh very tender and pleasant; blights in Nebraska. December.

Golden Russet. Fruit medium size, very regular, slightly conical; pale greenish yellow, about two-thirds white, firm and crisp, with pleasant, slightly sub-acid flavor; not profitable in prairie states. November to January.

\*Gano (Reagan, Black Ben Davis). Supposed to be a cross between Ben Davis and Jonathan; bright red, no stripes, polished beautifully, oblong, tapering, surface smooth, good. One of the best for



Delicious (Reduced two-thirds)

Nebraska; flesh firm, mild, sub-acid; hardy; upright grower; tree resembles Ben Davis. This is the coming market apple, as its heavy annual crops of large, red, showy apples will render it very profitable. It should be in every orchard. December to April.

Grimes (Grimes Golden). An apple of the highest quality, equal to the Newton; medium to large size; yellow, productive. November to December.

Ingram. Seedling of Janet; is as good in every way and the fruit is much larger and better coloring, making it much more desirable. Perfectly hardy and a good bearer.

Iowa Blush. Medium in size, roundish, conical, whitish, with red cheek; quality fine, tart; tree vigorous and hardy on the prairies. November to January. A good tree for Nebraska.

\*Isham. Fruit large, oblong, conical, greenish yellow; striped with dull red. Beautiful, showy, good; tree is hardy and spreading. November to January.

Raff's (Janet or Geniton). Medium; has mixed and striped crimson on yellow and green; flavor is sub-acid, vinous and refreshing. Popular as a



Gano (Reduced one-third)

market fruit on account of its good quality and keeping qualities and abundant yields. The blossoms appear later than any other sort, and thus they sometimes escape spring frosts. February to April.

**Jonathan.** Medium; red, beautiful, best quality; tree is slender. An early and abundant bearer; moderately hardy. November to February.

**Lawver.** Origin, Platte County, Mo.; large, dark, bright red, roundish, very showy, tree hardy; not productive; poor quality, a late keeper. December to May.

**Gilpin (Little Romanite).** Tree productive; fruit below medium size, roundish, oblong, skin very smooth and handsome, yellow streaked with red, sometimes becoming quite dark; flesh firm, rich, becoming tender in spring; good; vigorous. February to June.

**Mann.** An upright grower, forming a round head, fruit medium to large, skin deep yellow when fully ripe, with sometimes a shade of brownish red where exposed; pleasant, sub-acid. Not productive when young. March and April.

**Milam.** A small red apple of excellent quality; tree moderately hardy. Very productive. December.

**Minkler.** Fruit medium, roundish oblate, slightly conical; pale greenish yellow, striped and splashed with two shades of red; flesh yellowish, compact, moderately juicy, mild, pleasant sub-acid. Tree irregular grower, very spreading. A rather shy bearer and only moderately hardy in Nebraska. January to April.

**Missouri (Missouri Pippin).** Medium size, oblong, bright red, with numerous gray dots, very handsome and of fair quality, an early and abundant bearer, and a very

profitable orchard fruit; vigorous. December to March.

**\*Northwestern (Northwestern Greening).** Tree of Wisconsin origin; vigorous grower and considered very hardy in that section; fruit large, smooth and handsome, of a greenish yellow color. In favor wherever green; a valuable variety. Indispensable north.

**Northern Spy.** Fruit large, striped and shaded with light and dark purplish crimson, and covered with a thin white bloom; tender, very juicy, a pleasant sub-acid. November and December. Shy bearer.

**Perry Russet.** Above medium, yellowish green, partly covered with russet; quality good; tree hardy; very poor bearer.

**Pewaukee.** Fruit very large, green, striped and splashed with red. Fruit drops from tree; not hardy.

**Roman Stem.** Fruit medium, whitish yellow, splashed with russet; flesh tender, juicy, rich musky flavor; fine dessert apple; moderately hardy. November and December.

**Westfield (Seek-No-Further).** Medium to large; slightly russeted with dull red stripes, tender, rich, spicy and fine; good bearer; moderately hardy. October to January.

**Sheriff (American Beauty).** Above medium, roundish, oblong, flattened at the ends, regular, nearly covered with light and dark red stripes and splashed with obscure dots; early bearer, productive, moderately hardy. November to February.

**\*Salome.** Above medium in size, partly shaded and striped with dull red, beautiful, tender, mild, slightly aromatic; very good. December to March. Its hardness,



Jonathan

Come and see us. We are proud of our growing stock and would like to have you see it.



long keeping, good quality, uniform size, will no doubt make it valuable for the West and Northwest. Perfectly hardy, and should be in every orchard.

**Stayman Winesap.** Resembles Winesap, only larger and more striped. Tender, juicy, mild, sub-acid; splendid. Tree is a good grower, hardy and bears well as far as tested.

**Tolman.** Medium, pale yellow, firm, rich and very sweet. October to December.

**Virginia Beauty.** Fruit medium to large, handsome and regular in form, with very dark red color. Quality excellent, mild. Season September to January. Tree open and spreading, unshapely when young.

**White Pearmain.** Medium, oblong, skin yellowish, sometimes bronzed, flesh yellow, with a pleasant sub-acid flavor; moderately hardy. January to April.

**Willowtwig.** Large, roundish, greenish yellow, striped, early bearer and considered valuable in the South; profitable as a late



Windsor (Reduced two-third)

keeper. January to May. Blights in Nebraska.

✓ **\*Winesap.** Medium, dark red, sub-acid, excellent, moderate bearer; a favorite family variety in the West; vigorous and hardy. November to April. A good one for Nebraska.

✓ **\*Windsor (Windsor Chief).** Medium to large; greenish yellow, suffused with red splashes, becoming quite red when ripe; gray dots, flesh pale yellow, sometimes streaked with red; fine grained, juicy, sub-acid, quality excellent. Tree an upright, moderate grower, becoming stronger as it attains age. Early annual bearer; very prolific. Winter. Originated in Wisconsin. The highest award was won at the Paris Exposition from apples of this variety, which were grown in our orchards near Arlington.

✓ **Walbridge.** Medium size, striped with red, good cooking; vigorous grower and productive; very hardy and considered of value in the North and Northwest. December to January.

✓ **Winter Paradise.** Rather large, roundish, skin pale greenish yellow with brown tinge; flesh white, very good flavor, and sweet; tree upright, bears well; fruit inclined to drop prematurely on some soils. December to January. Hardy in Nebraska.

✓ **York Imperial.** Medium, oblate, white, shaded with crimson; flesh firm, crisp, juicy and sub-acid; a good bearer and keeper; one of the best winter apples; moderately hardy. November to April.



Virginia Beauty



Florence

## Crab Apples

A good assortment of these trees should be one of the first things planted. They are perfectly hardy and may be relied upon to furnish fruit that can be used for a great variety of purposes. Some of them should be in every collection.

- \***Florence.** Fruit waxen, yellow and red, medium size, very handsome and good quality. Tree perfectly hardy; is an early and annual bearer. We consider it one of the very best varieties to plant. Originated in Minnesota.
- Hyslop.** Large, dark red, sub-acid; bears its fruit in clusters; good eating and cooking; very hardy; very popular. When over-ripe becomes "floury." September.
- Large Red (Siberian).** Large, pale red and yellow; good quality, large tree, with coarse foliage; early bearer, fruit much larger than the common Siberian.
- Martha.** A seedling of the Duchess of Oldenburg; large, striped, very beautiful; shy bearer. September.
- Montreal.** One of the most beautiful of the crabs; fruit large, bright yellow, shaded with red; flesh yellowish, firm, acid; tree a free grower. September.
- Sylvan.** Tree slender, upright, light colored wood, fruit large, pale yellow, with rich blush; flesh white, tender, very good and beautiful. July.
- Transcendent.** Yellow, striped with red; good eating; fine for preserving or pickling; good for cooking; makes good cider; immensely productive, very early bearer. Blights to death in Nebraska.
- \***Whitney.** One of the largest, glossy green, splashed with carmine; firm, juicy, best quality. It is really a choice little dessert apple, perfectly an ironclad; a great bearer. Ripens in August. Makes a fine white cider.
- Yellow Siberian.** Medium size, good quality; tree hardy.
- Shields.** Originated in Wisconsin; tree is large, shapely, beautiful, perfectly hardy and a good bearer; fruit large; yellow striped and splashed with red. Splendid quality. Don't overlook this variety.

Thurston, Nebr.  
Marshall Bros., Arlington, Nebr.

Gentlemen: Find enclosed a check for \$..... for trees that I received the other day. They were the best rooted trees I ever saw, and I am well satisfied with them.—Ed Zvacek.

Wahoo, Nebr.  
Dear Sirs: The trees which I ordered from you arrived in good condition yesterday, and I wish to thank you for the care and promptness with which you filled my order.

Very truly yours,  
O. E. Simpson.

# Pears

Pear growing, at one time, was considered a failure in Nebraska. With better knowledge of varieties and culture, pears are succeeding to such a degree that considerable commercial planting has been done in eastern Nebraska of recent years. We have faith in a carefully selected list of pears when properly cared for. Plant only two or three varieties; try to get well ripened growth, give only fair cultivation. Be content with an annual growth of from twelve to eighteen inches. Rank late growth is often the cause of disease. Plant four or five inches deeper than stood in nursery.

✓ **Bartlett.** Large size, with often a beautiful blush to the sun; buttery, very juicy and high flavored, bears early and abundantly. Very popular. Blights with us. August.

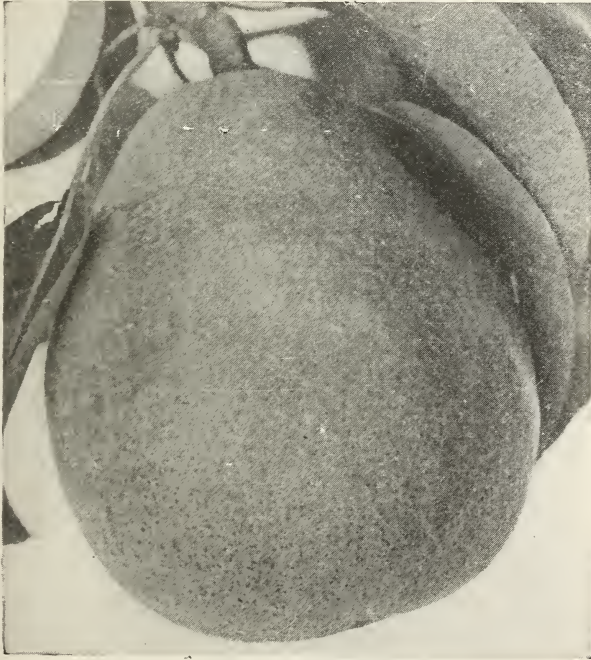
✓ **\*Birkett.** We can see no difference between this and the Sudduth. A strong growing, beautiful tree; blight-proof and hardy. Fruit medium in size and quality; a good bearer.

✓ **Clapp Favorite.** Very large, yellowish green to full yellow when ripe, marbled with dull red in the sun, and covered with small russet specks, vinous, melting and rich, vigorous. July.

✓ **\*Flemish.** Large, red cheeked, beautiful, excellent quality, productive; one of the hardiest; very popular in the West.

✓ **\*Kieffer.** This pear was raised from seed of the Chinese Sand Pear, accidentally crossed with the Bartlett or some other kind grown near it. Tree has large, dark green glossy leaves, and is of itself very ornamental; an early and annual bearer; the fruit is showy and valuable for the table and market, and never rots at the core, and is as nearly blight-proof as is possible. October and November.

✓ **Seckel.** Small, but of the highest flavor; a standard of excellence; a slow grower, but bears early. Ripens last of August. Productive.



Flemish Beauty (Reduced two-thirds)

✓ **\*Sheldon.** Large, plump and round; russeted; is handsome and good; one of the most reliable for Nebraska.

✓ **\*Louise (L. B. De Jersey).** Rather large, greenish yellow, with a bright red cheek; juicy, buttery and melting, excellent; very productive as dwarf only. August and September.

✓ **\*Angouleme (Duchess).** Is very large, dull greenish yellow, streaked and spotted with russet. Flesh white, buttery and very juicy, rich, very excellent flavor. This variety and Louise, when grown as dwarfs, are more profitable than standard sorts. Bear at two years from planting. These varieties have borne 11 crops in the last 14 years in our orchards.

Marshall Bros., Arlington, Nebr.

Dear Sirs: The nursery stock I bought of you three years ago has sure made a good growth. Most of the fruit trees are now ten feet tall. I got some Compass Cherries the second year, and this year I got some Early Richmond and Compass Cherries and Wyant and Forest Garden plums. I don't crop my orchard, but keep the ground well cultivated. I have had fellows tell me that my orchard and grove add a \$1,000 to the value of my farm.

Yours truly,

Winner, S. D.

Victor Nelson.

# Cherries

A great deal of attention is now given to the growing of Cherries. No home orchard is complete without its proportion of cherry trees, and it is one of the most profitable of market fruits. It will succeed on any kind of soil that is not wet.

The Heart and Bigarreau varieties are not very much of a success in the West and Northwest; but the Dukes, Morellos, and especially the light juiced varieties of the acid cherries succeed everywhere. After testing on our own grounds every variety recommended by the Iowa Experiment Station and several specialists, we have reduced the number to those described in this catalog and believe, generally speaking, Early Richmond to be the best of these, with Montmorency second.

- ✓ **Baldwin.** Tree an upright, vigorous grower, forming a roundish head. Fruit large, almost round, very dark, flavor slightly acid, yet one of the sweetest of the Morello type. A promising cherry.
- ✓ **Dyehouse.** This variety is very much like Early Richmond; a little earlier, not quite as large; splendid quality; but not as productive.
- ✓ **Richmond.** Medium, red, fine when well ripened. Tree hardy and very productive. This variety has been most widely planted and given the best general satisfaction of any cherry yet introduced. A good tree to plant.
- ✓ **Morello.** Medium to large; is blackish red, rich acid, juicy and good; very productive. July. Should be on every farm in the West.
- ✓ **\*Montmorency.** Large, red, acid; larger than Early Richmond and ten days later; prolific and perfectly hardy and indispensable in the higher altitudes. Quality the very best. This variety should not be overlooked.
- ✓ **Terry.** Fruit large, light, brilliant red; becoming darker as it gets riper. The stem is so long that it can be picked from the tree without bruising the fruit. Tree upright, handsome, a fine grower; hardy and very productive. This is one of the coming cherries for the prairies.
- ✓ **Ostheim.** Hardy, productive and vigorous; Morello type. Fruit dark and rich.
- Late Richmond (Late Kentish).** Fruit medium, round, deep red when ripe; very juicy, highly acid; one of the best for culinary purposes; poor bearer.

✓ **Wragg.** Same as Morello.

✓ **May Duke.** This is the most popular of all the Dukes and is doing well here. An upright, beautiful grower and bears well. Fruit large, oblate, dark red, sweet; best quality. Is not affected by the leaf rust so destructive in wet weather.

707 Ross St., Sioux City, Ia.

Marshall Bros., Arlington, Nebr.

Dear Sirs: I received the plants, etc., yesterday in fine condition and have them planted. Yours truly, Mrs. Frank Perera.



Montmorency (Reduced one-half)

The "Star" (\*) Varieties Are the Leaders

# Plums

The best of our natives by careful selection and cultivation are today the most desirable varieties for the planters of the prairie states. They are perfectly hardy, able to stand our climate, and it is from these we must expect our profitable crops of this fine fruit. The plum delights in a cool, not too dry situation, with good, rich soil. The varieties we offer have been thoroughly tested, and are the stand-bys of the West. These, with the best descendants of the European plums, may be relied upon to furnish yearly crops of this most highly profitable and delicious fruit.

## Americana

✓ **DeSoto.** Medium size, yellow with red cheek; fine for eating or canning; flesh yellow and rich; moderate grower; bears young and profusely; hardy and very desirable. August.

✓ **Forest Garden.** Medium size, early variety, of good quality; nearly round; mottled red and yellow; sweet and rich; a strong grower. August.

✓ **Hawkeye.** Very large, dark red, handsome, rich and good. Tree a moderate grower with broad shining leaves; hardy and profitable. August.

✓ **Larson.** Originated by Mr. Larson of Washington County, Nebraska; grown from seed brought from Denmark. Fruit very large; dull bluish red; handsome and of the best quality. Tree perfectly hardy; very productive. One of the best plums for Nebraska.

✓ **Miner.** Large, red, firm flesh, excellent for canning or cooking; profitable market sort; one of the best if properly fertilized. Tree perfectly hardy.

✓ **Pottawattamie.** Small to medium size, yellowish red, luscious, moderately hardy;

early and immense bearer; ripens in July. Good for canning.

\*✓ **Wyant.** Large, round, oblong, purple-red, thick skin, which peels readily; flesh firm; a perfect freestone and of excellent quality. Should be more generally planted. Native of Iowa and hardy. August.

✓ **Stoddard.** Largest American plum known. It is pure American, but shows strong markings of the Japanese type in leaf and fruit. The tree is a good, stout grower, beautiful enough for the lawn; an early bearer and perfectly hardy. August.

\*✓ **Wild Goose.** The earliest good plum, large, bright red, with purplish bloom, a very good grower; bears early and abundantly; sweet and of very good quality. July.

\*✓ **Wolf.** Large, dark red; good quality. Extra fine for cooking and canning. It is a vigorous grower, entirely hardy, and an abundant bearer; one of the very best. August.

## European

While the European Plum is not entirely hardy, still it begins to bear early and bears well for a moderate length of time, and fruit of the best quality, as it matures perfectly and does not rot on the trees as in the East. Please remember the "star" varieties will be found the most reliable.

✓ **Arctic.** Medium, purplish black; juicy and sweet; moderately hardy. August.

\*✓ **Lombard.** Large, greenish blue, flesh yellowish green; juicy and pleasant. Ripens in August; tree vigorous; one of the most widely cultivated plums of America. A good annual bearer.

✓ **Pride.** Large, nearly round; dark purple, quite juicy, sweet; splendid shipper, profitable for market. Growth moderate, productive. Originated in northwestern New York. Season medium.

✓ **Green Gage.** Medium size, oval, suture distinct, surface green, slightly tinged



Larson Plum

The "Star" (\*) Varieties Are Most Reliable



Wyant

with yellow; flesh greenish, juicy, melting, rich, partly free; very good. Tree vigorous, upright; one of the hardiest of the Europeans.

**Bohemian (Prune).** A hardy tree; an early, continuous bearer. Fruit of medium size, prune shaped, blue, freestone; much better than German Prune.

### Japan Varieties

**Burbank.** Large, nearly round, cherry red, with thin Lilac bloom; flesh deep yellow, very sweet, of good quality; very handsome; about three weeks later than Abundance. Tree a vigorous grower and early bearer. The best oriental.

**Abundance.** Large, oblong, showy; bright red fruit, with a heavy bloom; flesh orange yellow, sweet, juicy. Tree a strong, handsome, thrifty grower. Commences to bear young. One of the first varieties imported, and the best known and most popular kind. Season early.

**Burwood.** A valuable new plum, originated by the late Theodore Williams of Benson, Neb. Supposed to be a cross between the Burbank and Brittlewood. The flavor is excellent; meat is solid and pit small. Highly recommended.

**America.** This is one of the best of the creations of Mr. Burbank for territory east of the Rocky Mountains. America is as beautiful as a plum can be, and one of the most dependable; large, glossy, coral red, almost proof against rot and insect attack.

## Apricots

**Alexis.** Large to very large, with red cheek. The fruit is slightly acid, but is rich and luscious. The tree is a hardy and abundant bearer. July 15th.

**Budd.** Large size; white, with red cheek; flavor sweet, juicy, extra fine; a hardy, strong grower and profuse bearer; the best late variety. August 1st.

We are located on the famous Missouri river "loess" soil (high table land) which is peculiarly adapted to tree growth.



## Peaches

The north part of Nebraska is not a peach country, and it is only by painstaking care that we grow even a limited supply of the better class. The peach prefers a well drained loam. We recommend the following sorts, which we think hardy enough to stand without protection in the southern half of Nebraska. Please remember the "star" (\*) sorts will do best in the greater part of the state.

\***Alexander.** Size medium to large, handsome and regular in form, with deep maroon shade, covered with the richest tint of crimson; fair in quality, with a vinous flavor; adheres to the stone; should remain on the tree until fully ripe. The earliest peach.

\***Bailey.** An Iowa seedling. Tree dwarfish, spreading willowy habit; peach is slightly below medium size, light yellow, splashed with red on sunny side, flesh white, best quality, small pit, profuse bearer; has proven to be much hardier than any of the old varieties. Worthy of a trial. Season September.

\***Champion.** Originated in Illinois; fruit is large, beautiful in appearance; flavor delicious, sweet, rich and juicy; skin is creamy white, with red cheek, becoming quite red when ripe. Freestone; season last of August. Tree vigorous. One of the very hardiest and best varieties for Nebraska.

\***Crosby.** Medium, rich orange yellow, with blush; freestone, pit small, flesh yellow, juicy and sweet; tree low, spreading, willowy habit of growth; perfectly hardy in a peach country. Season August.


\***Elberta.** Large, yellow, with red cheek; excellent quality; flesh yellow and melting; freestone; not so hardy as above. September.

\***Early Rivers.** Large, light straw color, with delicate pink cheeks; flesh juicy and

melting, with very rich flavor. July 20 to August 1.

\***Hale Early.** Fruit medium size, skin clean, smooth, white, delicately marbled with bright and dark red on the sunny side; flesh very melting, juicy and high flavored. July 20 to August 1.

\***Chili.** One of the most reliable and hardy, fruit above the average size; quality good. Season medium.




Champion

\***Wright.** Originated in Nebraska. Similar to Bailey. A good one for Nebraska. Season September.

\***Triumph.** Large, yellow, overspread with red. One of the hardiest and most productive. July 20 to August 10.

**Russell.** Originated by Mr. J. M. Russell at Wymore, Neb. Fruit large, handsome and very attractive in appearance. Whitish yellow, partly covered with a rich maroon; quality good. Freestone. Very productive. Season last of August.

\***Whitford.** Originated by C. A. Whitford of Arlington, Nebraska, and is the best yellow freestone peach for Nebraska that we know of. A rich golden yellow, sometimes slightly blushed; quality rich and delicious; A reliable bearer and as hardy as Wright's or Bailey. Season September.



Whitford

## Grapes

Everyone may have an abundance of this healthful fruit. The grape is at home in the West. In our deep soils, bright sun and dry atmosphere, it attains its highest perfection.

There is scarcely a yard so small, either in city or country, that room for a dozen or more vines cannot be found, furnishing an abundance for family use. To grow grapes successfully, plant in rich, dry soil.



Moore (Reduced one-half)

### Black Grapes

\***Concord.** Bunches large, berries large, round; skin thick and covered with bloom; flesh juicy, sweet. Vine very hardy, vigorous and productive; at present the most popular of all our native sorts.

**Herbert.** Bunch large, compact, berry large, tender, sweet and rich, early and productive; a handsome variety.

\***Moore.** A large, black grape of the Concord type, the entire crop ripening before the Concord; bunch medium, berries large with blue bloom; flesh pulpy, of good quality. Vine is hardy, moderately productive, better as it attains age. Planted extensively as a market sort.

\***Clinton.** Bunches medium size, compact, shouldered, berries small, flesh acid, vinous flavor. Vines hardy, vigorous, productive; fruit improves by hanging on the vine, resembles the wild grape in both vine and fruit.

The "Star" (\*) Varieties Are the Leaders



\***Worden.** This variety is a seedling of Concord, which it greatly resembles in appearance and flavor, but the berries are larger, the fruit is better flavored and ripens several days earlier.

\***Campbell.** Bunches medium to large, berries large, glossy, black with a beautiful blue bloom. Pulp is sweet and juicy. Good. Seeds small and few in number. Season ten days earlier than Concord. New and promising.

## Red Grapes

\***McPike.** Originated in Southern Illinois. Has taken premium at many state fairs. Is a seedling of the Worden; a little earlier than the Concord. Bunches large, even and compact. Berries large and covered with a blue black bloom.

\***Agawam.** Vigorous grower, not sufficiently tested to recommend for general planting. Large, round, with rich, peculiar aromatic flavor; very desirable; should be covered in winter.

\***Brighton.** A cross between Concord and Diana Hamburg; bunches large, berries

of medium size, flesh sweet, tender and of the highest quality; ripens early; dark red, when fully ripe almost purple.

\***Delaware.** Still holds its own as one of the finest grapes; bunches small, compact, shouldered; berries rather small, round; skin thin; flesh very juicy, without any hard pulp; an exceedingly sweet, spicy and delicious flavor; vines moderately vigorous; very productive; should be covered in winter.

\***Wyoming.** A very early, medium size, red variety; bunch small, but compact; skin bright red; sweet; very agreeable were it not for the slight foxy odor apparent when first gathered.

## White Grapes

\***Elvira.** A very strong, robust and healthy grower; very productive; bunch and berries of medium size and very compact; quality medium. September.

\***Empire State.** A seedling from Hartford Prolific, fertilized with the Clinton; bunches large, long, shouldered; berry medium to large; flesh tender, juicy and rich, with a slight native aroma; ripens very early and continues a long time in use; should be covered in winter.

\***Diamond.** Very hardy, early and vigorous; productive and splendid quality. Ripens two weeks earlier than Concord.

\***Pocklington.** Is a seedling of the Concord; vine hardy, both in wood and foliage; strong grower; called a white grape, but the fruit is a golden yellow; clear, juicy and sweet to the center, with little or no pulp; bunches very large, sometimes shouldered; berries round, very large, and thickly set; quality, when fully ripe, sweet and richly flavored; perfectly hardy.

\***Niagara.** Clusters large and handsome, compactly filled with large berries, having a thin but tough skin. When fully ripe they are a fine pale yellow, with a thin white bloom, and the foxy aroma of an earlier stage has almost disappeared; the flesh is slightly pulpy, tender, sweet and delightful. Vine is fairly vigorous and productive. Ripens with Concord.



Worden (Reduced two-thirds)



Grapes, 2 years old

## Mulberry

**Russian.** Valuable for hedges and wind-breaks around orchards and fruit plantations, as it bears every year, ripening constantly nearly all summer, thus feeding the birds. A necessity. Makes a rapid growth and is considered very good for posts.

**Downing (Downing's Everbearing).** Color, blue black; flesh juicy, rich, sugary, with a sprightly vinous flavor; tree ornamental as well as fruitful. Not quite hardy in Nebraska.

## Juneberry

**Dwarf.** Grows four to six feet high; bunches out from the ground like currants; resembles the common Servis or Juneberry in leaf and fruit, but the fruit is larger, and in color almost black; commences to bear the second year after transplanting, and bears profusely. No farm or garden should be without this most excellent dessert.

## Nut Trees

**Black Walnut.** This is the most valuable of all our timber trees for planting; a moderate grower; perfectly hardy, producing a large nut. The timber enters more largely into the manufacture of furniture and cabinetware than almost any other, and is prized almost with mahogany.

**Chestnut (American).** Our native species; smaller than the Spanish, but sweeter; moderately hardy.

**Butternut (White Walnut).** A fine native tree, producing large, longish nut, which is prized for its sweet, oily, nutritious kernel.

The "Star" (\*) Varieties Are the Leaders



Snyder

## Blackberries

Plant in rich soil and a little shade, among trees, or on north side of trees or fence, if possible.

Of all varieties tested, the Snyder has proven the hardiest and Stone's Hardy second.

**Stone.** It is a vigorous grower; berry glossy black and of good flavor; a little later than Snyder.

**\*Snyder.** Medium in size, sweet and good, strong grower; very productive; extremely hardy; has fully proven its value. After all the experience we have had with blackberries we are thoroughly convinced that this is the berry for the West and Northwest. Should be universally planted.

**DEWBERRY (Lucretia).** This is the finest of its class; one that has proved successful; a strong grower. It is really a new trailing blackberry, easily protected in winter. Set the plants two feet apart in the row; cover in winter with coarse litter and mulch the plants with it in the spring, thus keeping them off the ground.

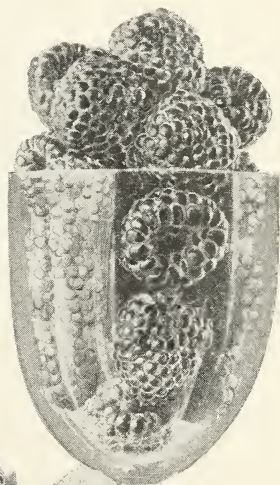
## Raspberries

Plant on strong soil, manure freely, cultivate well and mulch heavily. Moisture must be retained in order to grow raspberries successfully.

### Black Raspberries


**\*Cumberland.** Berries very large and even in size; bears very abundantly; ripens between the Kansas and Gregg. Strong grower and one of the hardiest. The best all-around black raspberry known.

**Gregg.** A good late black cap, and popular variety. Canes of strong, vigorous growth,



Cumberland Raspberry

The "Star" (\*) Varieties Are Most Reliable



Nemaha

and under good culture very productive; berries are large and of a fine flavor; it requires a good, strong soil to produce the best results; it is not entirely hardy, but suffers during unusually severe winters.

**Kansas.** Originated in Lawrence, Kansas. It is healthy, vigorous and not subject to leaf blight; fruit large; as fine a berry as Gregg, and a good shipper; ripening season medium; very prolific.

\***Nemaha.** The best late black cap. This fine berry originated in Nemaha County, Nebraska—a seedling of the Gregg, and is almost identical; fruit a little later and of better quality; and is hardier than the parent; thus a better berry for general planting.

**Older.** Originated in Iowa and has stood all our severest winters remarkably; about as large as Gregg, and five days earlier; splendid quality, but too soft to ship.

\***Palmer.** Earliest of all; has borne more quarts per acre on our grounds than any other variety; the canes are hardy and berries of good quality.

## Red Raspberries

**Louden.** The hardiest and most productive of the red varieties, very large and of the best quality.

**Turner.** A beautiful berry, of fine size and excellent quality; one of the hardiest and most reliable varieties known.

**Müller.** One of the best and earliest; a good bearer and seems to be hardy.

**Cardinal.** A very valuable cross between the red and the black. Thrifty and productive; quality good. It is by far the best of the crosses yet introduced.

Geddes, S. D.

Arlington Nursery Co., Arlington, Nebr.

Gentlemen: I would like prices on cherries, plums, gooseberries and currants. The trees and bushes bought of you five years ago are the finest in the town. Very truly yours,  
Guy Salisbury.

Omaha, Nebr.

Marshall Bros., Arlington, Nebr.

Gentlemen: Nursery stock received in dandy condition, did a good job in setting them out and hope they'll all grow. I am enclosing check to cover my account. Many thanks.  
C. A. Loomis, 2608 Dewey Ave.

Sumner, Nebr.

Marshall Bros., Arlington, Nebr.  
Dear Sirs: Will you please send me your catalog. The trees that I got of you are bearing and are fine ones, too.

Mrs. M. A. Pierson.  
Casper, Wyo.

Marshall Bros., Arlington, Nebr.  
Gentlemen: Enclosed find check to balance account for the last bill of trees.

Your trees are certainly fine, and come in remarkably good condition. I shall not likely be able to send you any more orders this season, but believe I can surprise you another year. Thanking you for the fine trees you sent, I remain, Very truly yours,  
Wm. Mosteller.

## Strawberries

The Strawberry has been styled the queen of fruits. It is the first to ripen and the quickest to come into bearing. Can be successfully grown on a great variety of soils; responds readily to kindly location and liberal feeding and culture. Every home builder who fails to have an abundance of this delicious health-giving fruit, misses a chance of great things for little money. The strawberry prefers a cool, moist soil. Not subject to severe drouth; good upland soil is the best, well enriched. Spring planting is best.

Of the hundreds of varieties that have been introduced we offer only a small number of the best, all of which will thrive under any ordinary care. Be sure to note the "star" (\*) varieties, as we believe these two (Warfield and Dunlap) when planted together will give the planter more real satisfaction and better value than any other two varieties.

**Bederwood.** This has been well tested all over the country, and holds first place as a good fertilizer for most pistillates, and one of the best bearers of excellent fruit of good size and quality; will stand an unusual amount of drouth; commences ripening early and lasts a long time.

**Brandywine** (Perfect). Very large, late variety of a rich, red color. Flavor peculiar to itself. A good berry to can, and when planted on rich soil and good cultivation is given, with plenty of moisture, produces very abundantly.

**Crescent.** (Imp.). The lazy man's berry.

This is an old standard variety we have had for many years. We gathered reasonable crops of Crescent and Bederwood from a patch planted ten years before; the only care taken of them was the weeds and grass were kept mowed down.

**\*Dunlap.** Originated in Illinois, and is of the Warfield type. One of the best all around varieties ever introduced; has a perfect blossom, is hardy and productive; is able to hold its own under any rough and tumble treatment, bringing every berry to maturity and is the nearest perfect in every respect of any berry we know of. We believe it to be one of the greatest berries ever introduced.

**Gandy** (Perfect). One of the late varieties which has proven itself valuable; very large and of a dark red color. Flavor is good.

**Sample** (Imp.). Extremely productive when planted with



Progressive Everbearing

Our "loess" soil grows well-balanced trees with plenty of fibrous roots.

Dunlap or some other staminate variety; perfectly hardy and stands drouth well; fruit firm, medium to large, bright red and of a polished appearance; very good; one that can be relied upon.

\***Warfield** (Imp.). We place this at the head of the list of valuable berries, excepting the Dunlap, because after being well tested over about every state in the Union, it is considered one of the best berries grown, all things considered, that go to make a profitable berry. The Warfield, when planted with Dunlap as a fertilizer, will produce more good, marketable fruit on our grounds than any other we can now name.

✓ **Splendid**. (Perfect). A name very appropriate for this berry. It continues to keep up the record that gave it this name. Plants healthy and productive; berry larger than Crescent; good quality.

## Everbearing Strawberries

Strawberries that yielded fruit continuously from May until frost have been known for a long time. The new cultivated sorts were originated by cross-pollinating these wild everbearing Alpine sorts with our standard varieties and combining the everbearing habits of the one parent and the size and quality of the other.

We have been testing the different varieties of everbearers for several years on our own grounds, and offer to our patrons the following two, which have proven perfectly reliable. These varieties have given us fruit continuously from June to November in liberal quantities, except during continued and extreme dry periods. Each fall, blossoms,



Senator Dunlap Plants

green and ripe fruit have frozen up on these plants. Spring planting is recommended.

✓ **Americus**. This is a handsome berry of fair size and excellent quality. The plants are strong growers and perfectly hardy. Blossoms and fruits from May until frost.

✓ **Progressive**. This berry is one of the best for home use. It is a good-sized, smooth, red berry. Plants are strong, vigorous and very prolific. Fruits all season with a heavy late season yield.



Warfield

Americus has one more cross of native stock than the Francis and the plants are hardier. It is quite prolific with good-sized berries ripening as early in the spring as Warfield. My latest picking has been November 15th, furnishing berries from May to November, seven months of the year. It is self-fertilizing and of quality equaling any of the spring varieties.

The Proregssive, a hand pollinated cross between an everbearer and Senator Dunlap, is the climax of all everbearers. Earlier as a spring crop than any other berry; of better quality than any common variety, staminate, and almost as free a plant maker as its parent, the Dunlap. A persistent bearer from May to November. Fruit of fair size, resembling the Dunlap. New stolons are frequently in bloom before they have taken root. Its heaviest bearing reordsc are under irrigation. Our best Nebraska record without irrigation is: 100 plants set April 10, 1915, allowed to produce berries after July, have produced 90 quarts to date (September 10, 1915) and are still averaging one quart per day. If frost stays off till October 15th, 100 plants will produce 125 quarts of fine berries. They require the same treatment as other berries and, like other strawberries, respond liberally to good treatment.—G. S. Christy, ex-President Nebr. State Horticultural Society.

# Currants

Every family should have a good supply of this beautiful, easily grown fruit. Currants love a cool, deep soil, and a little shade. Among fruit trees or along the north side of a fence is a good place. No matter how good the soil, give good cultivation and plenty of manure. The following varieties will give good satisfaction.

**Cherry.** Well known; large, bright crimson, very acid; an old favorite; one of the largest currants.

**Fay.** Very prolific if properly cared for. It is a gross feeder, and requires liberal fertilization. It is healthy, vigorous and very productive; the bunches are long, and easily picked; commands a high price; berries large and hold their size well to the end of the bunch; bright red, of good flavor, and more acid than most varieties.

**\*North Star.** Both berry and bunch are very large; the fruit is superior, very sweet and rich in quality, firm; a very good market currant; desirable as a desert fruit in the natural state, and unequaled for jelly.

**Red Cross.** Large red variety; very prolific and perfectly hardy.

**Red Dutch.** An old favorite; productive and of good quality; fruit small.

**\*Victoria.** Large, bright red; bunches very long; late; a very productive and valu-



White Grape Currant

able. This is a standard, very good and reliable currant, and will suit everybody.

**White Dutch.** White, small size, vigorous grower and good bearer; bunches very compact; early. Fruit requires less sugar than some others, and is excellent for jelly.

**\*White Grape.** Very large, white; this is the very best table variety of currants known; sweet or very mild acid; good grower, hardy, perfectly satisfactory in every respect, and a currant we most heartily recommend for any purpose.

## LIST FOR HEDGES

### Deciduous

- Honey Locust
- Tamarix Amurensis
- Russian Mulberry
- Osage Orange
- Privet Amurensis

- Barberry, Purple Leaf
- Barberry, Common
- Spirea Van Houtte
- Spirea Thunbergii

### Evergreen

Arbor-Vitae

Black Hills Spruce

Norway Spruce

The "Star" (\*) Varieties Are Most Reliable

## Gooseberries

In order to produce large, abundant crops of gooseberries, it is necessary to manure heavily and prune closely; they require about the same location, treatment, etc., as the currant, except they will stand more sun.

**\*Downing.** Fruit large; flesh whitish green, soft, juicy and good; plant vigorous and prolific; one of the very best.

**Pearl.** Fruit and bush similar to Downing; bears well and is perfectly hardy. It is one of the newer sorts.

**\*Houghton.** The old well-known sort; pale red; quality good. It is rather small but productive, healthy and a very reliable gooseberry.

**Smith.** Much like the Downing; strong grower; large berry; productive.

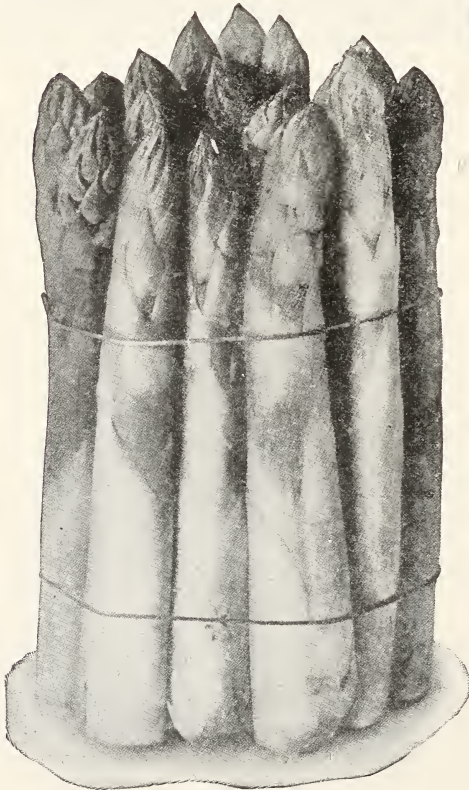
**Industry.** Very large; dark red; hairy; of delicious quality. In a cool, rich soil, with a northern exposure, it will yield a few



Downing

large, luscious berries; it is a little impatient of the hot sun; not an ironclad.

**Champion.** Medium to large size; quality good; free from mildew; bush large and healthy; very productive.



Asparagus

## Asparagus

This much neglected vegetable is very easily grown and should find a place in every city and farm garden. Such immense quantities of it can be grown on a small space that no home owner can afford to be without it. The Asparagus roots should be planted in well prepared beds, the soil of which has been enriched by liberal quantities of well rotted manure. For use it should be cut just at the top of the ground when it is from 3 to 5 inches high. This is one of the earliest of vegetables, the shoots coming out before the frost is hardly out of the ground.

**\*Conover.** Is the best for general planting, and is largely grown.

**Palmetto.** Early; is a very reliable variety.

## Rhubarb

**Linnaeus.** Early, tender and good; season long.

**\*Victoria.** Very large, long tender stems.

The "Star" (\*) Varieties Are the Leaders





## ORNAMENTAL DEPARTMENT

### Suggestions to Planters

The extremes in temperature in this country are so great, and the changes so sudden, that it is safe only to plant the most hardy ornamental trees and shrubs. The varieties that will grow in the nursery when young without protection in winter may be regarded as safe to plant in parks and extensive ground as well as in lawns and small places. Yet a few of the most beautiful sorts are not perfectly hardy and will be greatly benefited by some protection during the severe winter. A judicious selection from the many varieties given in this catalog will enable the planter to accomplish his desire in securing that which will give him satisfaction both in hardiness and in effect.

**For Lawns and Small Places.** A little more care may be taken in making selections for this purpose, although the selections will depend very much on the size of the ground to be occupied. Where only a few trees and shrubs can be planted, the medium or small growing sorts, and those that display the finest appearance both in foliage and flowers, should be used, while on larger places a much more extensive assortment can be planted.

In laying out or platting the grounds of a country or village home, we find there is no general rule which can be adhered to. There is such an individuality about the different premises that not even two of them can be planted alike. Therefore, we give only the following general directions:

First, it must be borne in mind that the view of the public highway must not be shut out. Also any pleasing view, either common landscape, mountain or valley scene, should not be obstructed in the least, and on the other hand, any objectionable scenery should be entirely eliminated by screens of clumps of trees and shrubs. There should be a large open lawn in what we might term the "front" with possibly an occasional tree trimmed up high to admit of view under it, planting the shrubs and roses in clumps at the corners of the house, the corners of the yard and bends in the walk, etc. Climbing vines may be trained over the porch or some of the windows or the corner of the house, but would not plant them out in the open with the idea of trellises for them to vine on.

Trees, also, should be planted accordingly. Clumps of trees on the sides and back grounds present a more pleasing appearance than when planted on the square, stiff plan

The "Star" (\*) Varieties Are Most Reliable

which so many employ. A few trees in a line along the roadway or sidewalk, if in a village, is the only place on the whole home ground where trees should be planted in straight rows. A new ground can be brought into beauty much quicker by planting two or three times the number of trees and shrubs desired and then thinning them as they grow.

## Deciduous Trees

Our shade and ornamental trees are first class in every respect, being transplanted from the seed bed into nursery rows and grown and trained up especially for this purpose.

### Shade Trees

\***Ash, American White.** A medium grower and valuable for planting in the streets or in parks; may be extensively planted for timber.

**Birch, Cut-Leaved Weeping.** See Weepers.

**Catalpa (Speciosa).** A variety originating in the West; more upright and symmetrical in its growth than the common Catalpa, and blossoms two or three weeks earlier. Valuable for timber, fence posts, railroad ties, etc., possessing wonderful durability; a very ornamental and valuable tree where hardy.

**Chestnut, American Sweet.** See Nut Trees.

\***Elm, White (Ulmus Americana).** A noble spreading and drooping tree of our native forests, peculiarly suitable for avenues and drives, where it is at once useful and ornamental.

**Elm, Camperdown Weeping.** See Weepers.

\***Maple, Common Soft or Silver-Leaved.** Of rapid growth; of great value where a rapid growing tree is desired; very hardy and easily transplanted; a favorite street or park tree.

**Maple, Ash-Leaved (Box Elder).** A rapid growing variety, with handsome, light green foliage and spreading head; a free grower and very desirable as a shade tree and wind-break; where quick effect is desired, does better on low land.

**Mulberry.** See Fruit Department.

**Mulberry, Tea's Weeping.** See Weepers.

\***Poplar, Norway.** Tree very hardy; is being planted extensively, resembles Carolina Poplar, but retains its size better as it mounts upward, making a sawlog quicker than any tree in cultivation; is also valuable for street and park planting as well as screens and shelters.

\***Poplar, Carolina.** Of good form and robust growth, and desirable where a very large tree is required; a beautiful lawn tree if cut back to eight or ten feet.

**Poplar, Lombardy.** Very upright; a beau-

tiful tree if headed back. Not quite hardy this far north.

**Sycamore (American Plane or Button Wood).** A well-known tree, and one that is well adapted for streets in cities and villages, where gas and smoke are injurious to foliage; upright, shapely and beautiful.

### Ornamental Trees

**Ash, Mountain, European (Sobrus Aucuparia).** A very beautiful tree of medium size, with an erect stem, smooth bark and



American White Elm



round head; covered during the fall and winter with bright scarlet berries, and is universally admired.

**\*Ash, Mountain, American.** A tree of rapid but coarser growth than the European variety; pinnage foliage.

**Ash, Mountain, Oak-Leaved.** A handsome tree of erect habit and rich green foliage, deeply lobed; hardy and desirable.

**Birch, American White.** A beautiful native tree, common to our woods, particularly

in the northern part of the country; its shining white bark and slender brown branches make it an attractive object; foliage large, handsome.

**Birch, European White.** A well known tree, with graceful, airy foliage and silvery white bark; very desirable for the lawn, either as a single specimen or in contrast with other trees in a group.

**Chinese Catalpa (C. Bungei).** A species from China. Foliage large and glossy; a shy bloomer. Top-grafted on tall stems it forms a perfect umbrella-shaped head and makes an effective tree for formal gardens.

**Cherry, Wild Black.** A beautiful, upright, round headed, strong growing tree; slender, glossy leaves; hardy.

**Ginko, or Maiden Hair (Salisburia).** A rare, elegant tree from Japan, thrives well in the prairie states, singular foliage; desirable.

**Hackberry (Celtis).** A native tree, resembling the Elm somewhat, foliage more pointed and a bright glossy green, bark thick and rough; a symmetrical grower; good street tree.

**Horse Chestnut, European.** Similar to the American Buckeye; forms a round, shapely head; very dense and beautiful; moderately hardy.

**Linden.** A rapid growing, large sized tree, with a remarkably straight trunk; deep green, heart-shaped leaves, and clusters of



Catalpa Bungei


The "Star" (\*) Varieties Are Most Reliable

fragrant yellow flowers; makes a handsome shade tree.

**Magnolia Acuminata (Cucumber Tree).** A large tree for the specie. Shapely and handsome; flowers, yellowish white; the fruit, when green, resembles a cucumber; rapid grower and fairly hardy. Hard to transplant.

\***Maple, Norway.** This tree is proving to be one of the best of the hardwood trees for Nebraska and adjoining states. It closely resembles the Eastern Hard or Sugar Maple in appearance, but is hardier in the West. It is very symmetrical with a round, dense head and dark green foliage. Makes a beautiful shade or street tree. It grows somewhat slower than the Soft Maple, but is sturdy and the limbs are not so easily broken by the wind.

**Maple, Hard or Sugar.** A beautiful, stately tree of fine form; a desirable shade tree where it does well.



Weeping Mulberry



Norway Maple

\***Olive, Russian.** An ornamental tree of special value; attains a height of thirty feet or more; bark and leaves light green when young; bark becomes darker as the tree grows older, and the leaves more silvery white; it blooms profusely in June in small racemes, three inches long, and their fragrance decidedly sweet and spicy; an excellent lawn tree in semi-arid districts.

**Pin Oak.** One of the most beautiful street and lawn trees grown; of rapid growth, and transplants much easier than the Burr Oak; perfectly hardy.

**Poplar, Silver-Leaved.** A tree of remarkably rapid growth; at a distance the white under surface of the leaves turned up to the wind gives it somewhat the aspect of a tree covered with white blossoms. Sometimes incorrectly called silver maple.

**Tulip.** A native tree of the magnolia order; rich glossy foliage; regularly distributed branches and large tulip-like flowers; difficult to transplant unless of small size.

**Walnut, White or Black.** See Nut Trees.

## Weeping Trees

\***Birch, Cut-Leaved** (Weeping). An elegant erect tree, with slender, drooping branches and fine cut leaves; a magnificent variety and worthy a place on every lawn; hardy.

**Elm, Camperdown** (Weeping). Its vigorous, irregular branches, which have a uniform weeping habit, overlap so regularly that a compact, roof-like head is formed; the finest Weeping Elm.

\***Mulberry, Tea's** (Weeping). A graceful and beautiful hardy tree, forming a perfect umbrella-shaped head, with long, slender, willow branches, drooping to the ground and gracefully swaying in the wind; foliage small, lobed and of a delightful, fresh, glossy green. The tree is exceedingly hardy, of rapid growth and abundant foliage; it is admirably adapted

to cemetery planting and susceptible to being trained into almost any shape.

**Mountain Ash** (Weeping). A beautiful tree, with straggling, weeping branches; makes a fine tree for the lawn; suitable for covering arbors; hardy.

**Maple, Wier's** (Weeping). A handsome cut-leaved weeping tree of the maple variety; hardy.

**Willow, Russian Yellow** (Weeping). One of our finest and best natural weepers. Extremely hardy.

**Wisconsin Willow** (Weeping). Of drooping habit and considered the hardiest. Valuable on account of its ability to resist severe cold.

**Thurlow Willow** (Weeping). A very handsome rapid-growing weeping tree; will make a large tree in a very few years; hardy.

**New American and Kilmarnock**. Have been thoroughly tested and are not quite hardy enough for Iowa and Nebraska.

## Shrubs

**Almond, Flowering**. Beautiful shrubs, with small double, rose-like blossoms, set closely upon twigs before the leaves appear; white and pink.

**Berberry, Common**. A nice shrub, with yellow flowers in drooping racemes in May or June, and followed with orange scarlet fruit.

\***Berberry, Purple-Leaved**. An interesting and beautiful variety, with violet purple leaves and fruit; a splendid hedge plant.

**Calycanthus**. Sweet scented; an interesting shrub, having a rare and peculiar fragrance of wood and flowers; its blossoms are abundant and of a peculiar chocolate color.

**Double Althea (Rose of Sharon)**. A free growing, flowering shrub which has proven itself moderately hardy. A beautiful double bloom which appears in August and continues until frost, thus making it valuable, as few shrubs and plants bloom this late in the season.

\***Honeysuckle Tree**. A well-known shrub whose bright pink flowers appear in May.

\***Hydrangea (Paniculata Grandiflora)**. A fine shrub, blooming from July to November; large, showy panicles of white flowers in the greatest profusion; it is al-



Cut-Leaf Birch

The "Star" (\*) Varieties Are Most Reliable



Spirea Van Houtte

together a most admirable shrub for planting in groups on the lawn or in the margin of masses; to produce largest flowers it should be pruned severely in the spring and the ground enriched; perfectly hardy.

**Lilac (Syringa), Persian.** Native of Persia; from four to six feet high, with small foliage and bright purple flowers.

**Lilac, Common Purple.** Bluish purple flowers.

**Lilac, White.** A beautiful variety; has very large, pure white panicles of flowers.

**Privet (Amuerensis).** Resembles California Privet; makes a beautiful hedge, hardy.

**\*Snowball.** A well known favorite shrub, of large size, with globular clusters of pure white flowers the latter part of May; perfectly hardy.

**Spirea Anthony Waterer.** This beautiful variety has the same habits as its parent, the Bumulda. It blooms about the close of June, continuing throughout the entire season. It is useful for edging, planting in masses, or as a single specimen when a low bushy shrub is required.

**Spirea Thunbergii.** Of dwarf habit and rounded, graceful form; branches slender and somewhat drooping; foliage narrow and yellowish green; flowers small, white,

appearing early in spring, being one of the first Spireas to flower. Esteemed on account of its neat, graceful habit. Two to two and one-half feet.

**\*Spirea, Van Houtte.** The best of all spireas. Graceful, with long, drooping sprays, studded thickly with handsome, pure white flowers, hence the name "Bridal Wreath"; the grandest of all; perfectly hardy and will endure more than any other shrub.

**\*Syringa (Philadelphia Grandiflorus).** A conspicuous, showy variety of the Syringas, with large, waxen white flowers; perfectly hardy and reliable.

**Tamarix Amurensis (Russian).** A very rapid growing, handsome shrub; should be in every yard.

**Weigelia (Diervilla).** A medium sized shrub of erect habit, drooping as it attains age; flowers, large trumpet shaped of various shades and colors; blooms in June and July.

Valentine, Nebr.

Marshall Bros., Arlington, Nebr.

Dear Sirs: I received the trees I ordered of you last week. They are fine trees and came in fine shape, and I am well pleased with them. Many thanks for your prompt delivery.

Yours truly,  
John Borman.

## Vines and Creepers

\***Clematis Jackmanni.** Very profuse blooming variety, with flowers from four to six inches in diameter, of an intense violet-purple color, borne successively in continuous masses on the summer shoots.

\***Clematis Paniculata.** We fail to find words to describe this beautiful Clematis to our satisfaction. Its dark green foliage and white flowers produce an effect that will astonish any one, no matter how flattering may have been the description. It is a very thrifty grower and perfectly hardy, often covering a large window in two seasons; begins blooming in August and remains in bloom a long time; very fragrant.

**Clematis, Henryi.** New, and one of the best perpetual hybrids of a robust habit,

and a very free bloomer. The flowers are white, large and very showy. July to October.

**Clematis, Virginia.** One of the most rapid growing kinds, covered in August with the greatest profusion of pure white fragrant flowers, which are succeeded by brown, hairy-like plumes; very beautiful and unique.

**Clematis, Viticella Kermesino.** Flower medium in size; carmine red.

**Clematis, Ville de Lyon.** An excellent variety, with large red flowers. A strong grower and free bloomer. Hardy.

**Honeysuckle, Yellow Trumpet.** A well-known variety, with yellow trumpet flowers.

\***Honeysuckle, Scarlet Trumpet.** This and its varieties are the handsomest in cultivation; it is a strog and rapid grower, and produces scarlet inodorous flowers all summer.

**Honeysuckle, Halliana (Hall's New).** Nearly evergreen; flowers are pure white, changing to yellow; producing abundantly, fragrant like jasmine; the best bloomer of all.

**Ampelopsis Quinquefolia (Virginia Creeper).** A native vine of rapid growth, with large, luxuriant foliage, which in autumn assumes the most gorgeous and magnificent coloring; perfectly hardy; the best climber for Nebraska.

**Ampelopsis Englemanni.** Of denser growth, shorter jointed and richer in effect than the quinquefolia. Grows six to ten feet in a season. Will cling to a brick wall without any extra support.

**Wistaria.** A most beautiful climber, of rapid growth and producing long pendulous clus-



Clematis Paniculata

The "Star" (\*) Varieties Are Most Reliable

ters of pale blue flowers; when well established makes an enormous growth; is very hardy and, is one of the most superb vines ever introduced.

**Trumpet Vine (Bignona).** A very hardy climber, with large, scarlet, trumpet-shaped flowers, appearing in August. A very popular climber.

## Roses

They repay good treatment. The feeble, sod-bound plants cannot give free bloom. Mulch well with manure. All climbing roses in this climate are benefited by being laid down and covered in winter.

### Climbers and Ramblers

Nothing can cover an arbor or veranda or form a more beautiful screen for an unsightly object so charmingly as a climbing rose; needs but one planting, and increases in beauty as years go by.

**Baltimore Belle.** Pale blush, shading to rose color; very double; flowers in beautiful clusters, the whole plant appearing a perfect mass of bloom; one of the best climbing roses. Must be protected in winter.

\***Prairie Queen.** Clear, bright carmine pink, sometimes with a white stripe; large, compact and globular; blooms in clusters; the best hardy climber, except Crimson Rambler, in this climate.


**Seven Sisters.** Blooms in large clusters, with flowers varying from nearly white to crimson; dark green foliage; should be protected.

\***Dorothy Perkins.** This is the most beautiful climber we have, having a clear, healthy foliage. Flowers good size for this class; borne in clusters; full and double and of clear shell pink color; beautiful, fragrant and reliable.

**Tausendschon (Thousand Beauties).** A rapid growing, almost thornless climber, showing the blood of Rambler, Polyantha and Tea parentage. Its innumerable flower clusters make a pretty show through June and July; at first, the soft pink of Clotilde Soupert, and later deepening to a bright carmine rose.

\***Crimson Rambler.** This beautiful climbing rose is surely deserving of much praise. The plant is a vigorous grower, making shoots eight to ten feet long in a single season; a very desirable climber for covering

trellises, verandas or arbors; blooms early in the season; the flowers with which the plant is covered are produced in the



Crimson Rambler





brightest trusses of very bright crimson color, making a most beautiful appearance when in bloom.

**White Rambler (Thalia).** Beautiful snowy-

white rose, borne in clusters; a good climber and does well under good treatment. (The Yellow Rambler with us has been a failure.)

## Dwarf Ever-Blooming Roses

**Crimson Baby Rambler.** A new sort. An offspring of the famous Crimson Rambler. It does not climb, however, but bushes nicely and also submits to pot culture. Will bloom continuously throughout the summer if planted out of doors; it sometimes blooms the first year after planting. Has the same bright crimson color as the Crimson Rambler, and blooms in clusters of twenty to forty flowers at one time. A great novelty and a valuable acquisition.

**White and Pink Baby Ramblers.** Same as above, except color.

low bedders; with long, slender buds and nicely double flowers. Long blooming season.

## Yellow Roses

**Harrison Yellow.** A beautiful small yellow June rose, perfectly hardy.

\***Persian Yellow.** Perfectly hardy; flowers double and full, deep golden; blooms freely in June; the finest hardy yellow rose grown, and not supplanted as yet by any modern introduction.

\***Mad. Ravary.** One of the best of the yellow



Mad. Plantier

## Hybrid Perpetuals

These are hybrid crosses between June and monthly roses, partaking of the hardiness of one parent and the perpetual blooming habits of the other. They are by far the most popular family of roses.

As all hybrid roses bloom on new wood only, they should be cut off from eight to ten inches above the ground each spring, thus they will send up good, strong shoots each spring, which will produce much larger bloom than will the weak, slow growth of the old wood if left untrimmed. Clipping off of the seed pods will also aid in the blooming. They should be protected in winter by throwing a mound of earth around them ten or twelve inches high during the fall, removing same in the spring.



General Washington

**\*Magna Charta.** A splendid sort; bright, clear pink, flushed with violet crimson; very sweet; flower extra large, fine form; very double and full. A free bloomer.

**\*Paul Neyron.** Flowers of immense size, often five inches in diameter; color deep, clear rose; very fresh and pretty; the plant is a strong, healthy grower, with clean, glossy foliage, and one of the most constant and prolific bloomers in the hybrid class; young plants in the nursery row bloom almost without intermission from June to late October.

**Prince Camille De Rohan.** Deep velvety crimson; large, moderately full; continues to bloom all summer; a splendid rose.

**Eugene Furst.** A beautiful velvety crimson with distinct shading of crimson maroon.

**Soliel D' Or (Sun of Gold).** Strong, hardy rose, orange yellow, tinged with red in center. Very beautiful.

**Coquette Des Alps.** White, lightly shaded with carmine; of medium size. A free bloomer.

**\*General Jacqueminot.** This might be called the rose for the million, for it is still a universal favorite; bright crimson scarlet, exceedingly rich and velvety. Grown more extensively than any other rose; one of the hardiest.

**General Washington.** Color brilliant crimson; very rich and beautiful; large, perfectly double, and a free bloomer.

**Madam Chas. Wood.** One of the most beautiful hybrid perpetual roses ever introduced; the flower is extra large, full and double; color deep rosy crimson, sometimes brilliant scarlet, with maroon shading; blooms soon after planting out and continues to bloom all summer.

**Fisher Holmes.** Bright red, beautiful; double; free bloomer.

**John Hopper.** Bright rose, with crimson center; splendid, fragrant and very desirable.



General Jacqueminot

The "Star" (\*) Varieties Are the Leaders



Killarney

**Killarney.** The famous Irish rose. Flowers are rich imperial pink, on a very large bush. A vigorous grower, and free bloomer. This splendid Irish Hybrid Tea Rose created a sensation when first introduced and has certainly come to stay. It is a strong, vigorous grower and apparently hardy. There is no rose we know of in this class that blooms more freely than the Killarney, and the large size of the flowers and substance of petals are remarkable, petals often measuring two inches deep. The buds are large, long and pointed, and to add to their charm, are intensely fragrant. The color is exquisite, a brilliant imperial pink, almost sparkling, and beautiful beyond description.

**Kaiserin Augusta Victoria.** A Hybrid Tea Rose, soft, pearly white, lightly tinted with lemon in the center, just enough to relieve the white; remarkably fragrant; a strong, healthy grower with bold, beautiful foliage. The habit is free; the beautiful, perfectly shaped flowers are borne in profusion on long, graceful stems, so that it will be invaluable for cut flowers.

**\*Frau Karl Druschki (Snow Queen).** Pure white. Perfectly hardy everywhere. It is a free bloomer and a vigorous grower. Everyone should plant this grand rose.

**J. B. Clark.** This splendid new rose is placed by some cataloguers among the Hybrid Teas; but it is perfectly hardy, unusually large, and expresses in every way the characteristics of the Remontant type. It is robust in growth, with clean, heavy foliage. Flowers are large and superbly constructed; deep scarlet overlaid with crimson.

**\*Gruss an Teplitz.** One of the best and most valuable hardy crimson ever-blooming roses. Flowers large, full and sweet.

**\*Mad. Plantier (Summer Rose).** Pure white, large, very double flower; perfectly hardy; suitable for hedge planting; foliage small; blooms early; one of the very best white roses; blooms on old wood, but does not need covering in winter.

## Moss Roses

The Moss Roses are strong growers and perfectly hardy. They remain in bloom a long time, and are greatly prized for their beautiful, mossy buds.

**Countess of Murinais.** The finest white moss rose; large, very beautifully mossed.

**Glory of Mosses.** Pale rose, very heavily mossed; one of the best moss roses in cultivation.


**\*Luxembourg.** Large, cupped; fine purplish crimson; a luxuriant grower and free bloomer.

## Rugosa Roses

**Conrad Ferd. Meyer.** An early flowering hybrid combining the ornamental qualities of its Rugosa foliage with the blossom beauty and perfume of the Hybrid Perpetuals. Flowers large, cup-shaped and double; of a delicate silvery pink. Very hardy.

**Nova Zembla.** A sport of the Conrad F. Meyer, with large, well-shaped white flowers; a great acquisition.

**Amelia Gavereau.** This is one of the Rugosa family, having the same general habits and hardness of the above sorts. Color of bloom, red.



Kaiserin Augusta Victoria



Field of Paeonies

## Bulbs and Tubers

**Paeonies.** It is surprising that so noble a flower, almost rivaling the rose in color and perfection of bloom, should be so neglected. It succeeds everywhere, and with but little care may be kept entirely free from disease and insects. Blooms every year. Flowers large and may be had in the different colors, as follows: Pure white, cream (light), rich cream or almost yellow, the different shades of pink, light red and deep, rich red. Perfectly hardy everywhere in the West. We have a very complete collection from which to select.

**Dahlias (Double).** Well known autumn flowering plants, growing from two to five feet high, and producing a profusion of flowers of the most perfect and beautiful forms, varying in color from the purest white to the darkest maroon. Tubers should be kept in the cellar during winter.

**Yucca (Filamentosa).** This beautiful and interesting plant should be in every collection. It grows in clumps, and when about to bloom throws up a flower stock from three to four feet in height, from which hang from 100 to 200 creamy-white bell shaped flowers. It remains in bloom a long time. Perfectly hardy and reliable.

**Tiger Lily.** Bright orange scarlet with dark spots; a strong growing showy variety, and entirely hardy. Succeeds well everywhere.

**Golden Glow.** A hardy plant that should find a place in every garden. It is of fine habit, vigorous growth, with early con-



Maxima Festiva (Best White Paeonia)

The "Star" (\*) Varieties Are the Leaders

tinuous and immense blooming qualities. It will be found excellent also for cut flower purposes. The stems are long and gracefully poised. The foliage is abundant and ornamental. It attains a height of six to eight feet, and a small plant set out in the spring will produce hundreds of blossoms during August and September, each one as large as a good sized chrysanthemum. Thousands of flower lovers have admired this plant. It is of easiest culture and sure to please all. Nice for a screen row at back of lawn, or where a large plant is desired.

**Hardy Phlox.** Few plants give better satisfaction to the amateur than Hardy Phloxes. They thrive in any ordinary rich soil. The ease with which they are cultivated, their entire hardiness, and the extended season of blooming, combined with the varied and beautiful coloring, make them particularly valuable for garden planting. Every shoot of the plant is usually topped by a heavy pyramidal flower-cluster, often measuring seven to nine inches across. In bloom from June until late Autumn. We offer a carefully selected collection.

Judicious Planting of Flowers Lend the Finishing Touch to the Home



Iris

The "Star" (\*) Varieties Are Most Reliable



Gladiolus

## Gladiolus

**Gladiolus.** The Gladiolus is one of the most attractive of all the summer flowering bulbs and deserves a place in every garden. It requires little care and is sure to flower abundantly. Set the bulbs from six to nine inches apart and about four inches deep; plant from late March to first of June.

**Bleeding Heart (*Dicentra Spectabilis*).** A hardy perennial plant, producing long racemes of beautiful pink heart-shaped flowers in May and June; an excellent border plant.

**German Iris.** Taken as a whole, this group of plants is unparalleled in beauty; a flag-like plant of low growth, attaining a height of from 18 inches to 2 feet; used to advantage as a border plant. Every shade of color may be found among them.

**Cannas, the King of Bedders.** These are tropical plants found in wet or boggy places, and require heat and abundant moisture to thrive well. They like full exposure to the sun, but a full supply of water about the roots. You are not likely to give them too much water. In the spring the plants may be started in pots or boxes in a warm room or conservatory, and bedded out when the weather becomes warm, or taken in their dormant state and planted out in open beds in April. The larger sorts should be planted in center with dwarfs around the outside; also raise ground 6 or 8 inches in center of bed.



## Evergreens

A few varieties of Evergreens, judiciously selected and properly planted, will prove perfectly hardy and very satisfactory.

Directions for Planting, see page 4.

\***Austrian or Black Pine (*Austriaca*)**. A native of the mountains of Syria; a rapid growing species, with long, stiff dark green leaves; very hardy; does well on the high prairies.

\***Jack Pine (*P. Divaricata*)**. The most northern and easiest transplanted of all American pines; withstands drouth and hardships better than any other; of rather irregular growth; foliage bright green, needles short and stiff. Valuable for groves and windbreaks.

\***Scotch Pine (*P. Sylvestris*)**. A native of the British Islands; very rapid in growth; "a dark, tall evergreen," with a bluish foliage and rugged shoots; hardy and grows well even in the poorest soils.

**White Pine (*Strobus*)**. The most ornamental of all our native pines; foliage light, delicate or silvery green; flourishes in the poorest soils.

**Norway Spruce (*Picea Excelsa*)**. A lofty elegant tree, of perfect pyramidal habit; remarkably elegant and rich; and as it

gets age, has fine, graceful, pendulous branches. It is exceedingly picturesque and beautiful.

\***White Spruce (*Picea Alba*)**. A tall tree, with compact branches and light green foliage; hardy.

\***Black Hills Spruce**. Compact, shapely and of deep green color. As the name would imply, it is a native of the Black Hills, hence naturally adapted to dry weather and high altitudes. It is one of the very best for Nebraska and South Dakota.

**Balsam Fir (*Abies Balsamea*)**. A very regular, symmetrical tree, assuming the conical form even when young; leaves dark green above, silvery beneath; very ornamental while young.

**Arbor-Vitae (*American Taxus Occidentalis*)**. This is one of the finest medium-sized evergreen trees; one of the best and most valuable of the evergreens for screens. It is a native of the coldest part of the country, and will thrive anywhere there is sufficient humidity. Used more

than any other variety for ornamental hedging. By the proper use of the knife and shears it can be made to grow into almost any desired form.

**Red Cedar.** Hardy; rugged; native. Will stand more rough and tumble care than any other evergreen. It might possibly be found of value in the driest hills of Nebraska and Dakota, but we consider it a dangerous tree around an orchard or in the neighborhood where there are orchards on account of the fungus, which is called Cedar Rust, which develops on the cedar trees and not only kills the cedar itself, but is very destructive to the foliage of the apple and some of our best roses and ornamentals; also ash and other deciduous trees.

**Prostrate Juniper.** A native of the Black Hills; new and novel. Creeping ever-



Colorado Blue Spruce



Norway Spruce

green that attains no height whatever in body, but creeps vine-like. Is very desirable for covering walls or terraced mounds on the lawns or landscape; also fine for edging in cemeteries; stands trimming well and is very hardy.

**Colorado Blue Spruce (*Picea Pungens*).** This species has been tested at various points on the prairies of the West and Northwest with perfect success. This is not only one of the hardiest, but the most beautiful in color and outline; foliage of a rich blue or sage color. It is a valuable acquisition.

## The Orchards

In connection with the Nursery, we have seventy acres of bearing orchards, fifty acres of which are apples. These apple orchards have given us five successive crops (1911 to 1915), totaling 42,500 bushels, and which have netted above all expenses, \$17,500.00. No other crop gives equal returns in eastern Nebraska.

# *Table of Contents*

	Page		Page
Advice to Correspondents.....	2	Miscellaneous .....	5
Apples .....	8-13	Mulberry .....	22
Autumn .....	9, 10	Number of Trees, etc., per acre	2
Crab .....	14	Nut Trees .....	22
Summer .....	8, 9	Ornamental Department, Sug- gestions .....	29
Winter .....	10-13	Pears .....	15
Asparagus .....	28	Peaches .....	19-20
Apricots .....	18	Peonies .....	40
Blackberries .....	23	Plums, American .....	17
Bulbs and Tubers .....	40	European .....	17-19
Care When Received from Nursery .....	3	Japan .....	18
Cherries .....	16	Preface .....	2
Currants .....	27	Raspberries, Black .....	23
Directions for Transplanting, Care, etc. ....	3	Red .....	24
Evergreens, Western and Rocky Mountain .....	42-43	Rhubarb .....	28
For Planting Fruit Trees, etc....	3	Roses .....	36
Gooseberries .....	28	Climbing .....	36
Grapes, Black .....	20-21	Dwarf Ever-Blooming .....	37
Red .....	21	Hybrid Perpetual .....	38
White .....	21	Moss .....	39
Guarantee of Genuineness.....	2	Yellow .....	39
Hedges, List for.....	27	Shrubs, Ornamental .....	33
How to Winter Trees Received in the Fall .....	5	Spraying Formulas .....	5
Juneberry .....	22	Strawberries .....	25-26
Letter to Customers, etc. ....	1	Everbearing .....	26
		Trees, Deciduous .....	30
		Weeping .....	33
		Vines and Creepers.....	35





Exhibit of Nebraska Apples, Lincoln, Nebraska, January, 1913

