DECLASSIFIED E.O. 12065 SECTION 3-402/NNDG NO. 775 013

6. Counter-measure

1) Disinfection.

In every time when a case occurred, disinfection of the place concerned had been carried out. And on 31, May; redisinfection of all school bhilding and equipments was carried out throughly. Class-roomes, floors, lavatories, kitchen and lunch-sets were disinfected with special care.

2) Prohibition from drinking the well-water at the school.

3) All children are advised to gargle.

4) Closing of the school.

So 3 cases occurred in 3rd class, 1st year and it seemed to increase more that the school was closed from 26, May to 2 June agreeing with the principal and the school doctor.

No.	Onset Day	Adress	Name		Birth Date & Age	Class	Bacteriological Examination
1	1 May	No. 177, Higashi Kahei Town	Yoshida Yoshie	♀	6 June, 1939 (10 yr)	1 Class, 5th Year	(+)
2	18 May	No. 3670, Hanabata Town	Shioda Katsuyo	♀	3 June, 1940 (10 yr)	2 Class, 5th Year	(+)
3	19 May	No. 5347, Hanabata Town	Itakura Kazunobu	♂	25 April, 1941(8 yr)	3 Class, 3rd Year	(+)
4	21 May	No. 15, Naishoo Hon Town	Ookuma Hiroo	♂	25 Aug. 1944 (6 yr)	3 Class, 1st Year	(+)
5	24 May	No. 660, Higashi Kahei Town	Ito Katsue	♀	1 Feb. 1943 (6 yr)	3 Class, 1st Year	(+)
6	25 May	No. 1286, Roku Town	Kasai Setsuko	♀	28 Aug. 1943 (6 yr)	3 Class, 1st Year	(+)
7	26 May	No. 413, Shimmei Town	Enomoto Itoko	♀	16 Mar. 1944 (6 yr)	3 Class, 1st Year	(+)
8	27 May	No. 4177, Hanabata Town	Komiya Miyako	♀	26 Mar. 1943 (7 yr)	1 Class, 2nd Year	(+)
9	30 May	No. Ooki Town	Hiromichi Ootani	♂	7 Apr. 1940 (9 yr)	3 Class, 4th Year	(+)
10	1 Jun.	No. 37, Shimmei Town	Kazuyo Hoshino	♀	15 Nov. 1940 (9 yr)	2 Class, 4th Year	(+)
11	3 Jun.	No. 27, Naishoo Hon Town	Kato Mitsu	♀	(10 yr)	1 Class, 5th Year	(+)

DECLASSIFIED E.O. 12065 SECTION 3-402/NNDG NO. 773013

DECLASSIFIED E.O. 12065 SECTION 3-402/NNDG NO. 775 013

Tokyo TO File

Subject: Report about a outbreak of scarlet fever.

1. Location

The Hanabata Primary School,
3689, Hanabata Town, Adachi Ward.

2. Number of Patients

11 cases: from 1 May to 3 June

3. Recent condition of the school

1) Number of The Pupils

boy	494
girl	499
Total	993

2) The Last School Excursion

On 14th, May	6th year class	To Nikko
On 19th, May	5th year class	To Enoshima
On 22nd, May	1st year class	To Matsudo
On 26th, May	2nd year class	To Shinjuku-Ghoen
On 29th, May	3rd and 4th year class	To Yazu

4. Condition of occurrence.

The first patient was Miss Yoshie Yoshida, 10 years, 1st class of 5th year. Her onset was 1st, May. After it, no case was reported for 17 days. On 18th May, the second case occurred and since then, as attached note, many cases occurred scatteredly in children of every year class but 6th year class by a few days. Till 3rd, June, the number of the case counted 11. The symptom is not serious and first case was discharged on 22nd, May already. There are 4 cases in Hanabata Town and neighbour Town and they are not school-children.

5. Summary of the symptoms.

Generally speaking, sysmptoms are slight. In a few days, after the onset, the eruption run its course. The fever drops to normal after 4 - 5 days' and disquomation is fine and powdery in all regions of body. Many cases show pharyngial symptoms and characteristic strawberry tongue. There is no case that complains stomach-pain, diarrhea, vemitting or such symptoms of disturbance of digestive organ. No case complain of myalgia nor arthrogia. Streptococcus haemolyticus is position in all patient.

DECLASSIFIED E.O. 12065 SECTION 3-402/NNDG NO. 775 013

6. Counter-measure

1) Disinfection.

In every time when a case occurred, disinfection of the place concerned had been carried out. And on 31, May; redisinfection of all school bhilding and equipments was carried out throughly. Classroomes, floors, lavatories, kitchen and lunch-sets were disinfected with special care.

2) Prohibition from drinking the well-water at the school.

3) All children are advised to gargle.

4) Closing of the school.

So 3 cases occurred in 3rd class, 1st year and it seemed to increase more that the school was closed from ?6, May to 2 June agreeing with the principal and the school doctor.

No.	Onset Day	Adress	Name		Birth Date & Age	Class	Bacteriological Examination
1	1 May	No. 177, Higashi Kahei Town	Yoshida Yoshie	o	6 June, 1939 (10 yr)	1 Class, 5th Year	(-)
2	18 May	No. 3670, Hanabata Town	Shioda Katsuyo	o	3 June, 1940 (10 yr)	2 Class, 5th Year	(-)
3	19 May	No. 5347 Hanabata Town	Itakura Kazunobu	o	25 April, 1941(8 yr)	3 Class, 3rd Year	(-)
4	21 May	No. 15, Naishoo Hon Town	Ookuma Hiroo	o	25 Aug. 1944 (6 yr)	3 Class, 1st Year	(-)
5	24 May	No. 660 Higashi Kahei Town	Ito Katsue	o	1 Feb. 1943 (6 yr)	3 Class, 1st Year	(-)
6	25 May	No. 1286, Roku Town	Kasai Setsuko	o	28 Aug. 1943 (6 yr)	3 Class, 1st Year	(-)
7	26 May	No. 413, Shimmei Town	Enomoto Itoko	o	16 Mar. 1944 (6 yr)	3 Class, 1st Year	(-)
8	27 May	No. 4177, Hanabata Town	Komiya Miyako	o	26 Mar. 1943 (7 yr)	1 Class, 2nd Year	(-)
9	30 May	No. Ooki Town	Hiromichi Ootani	o	7 Apr. 1940 (9 yr)	3 Class, 4th Year	(-)
10	1 Jun.	No. 37, Shimmei Town	Kazuyo Hoshino	o	15 Nov. 1940 (9 yr)	2 Class, 4th Year	(-)
11	3 Jun.	No. 27, Naishoo Hon Town	Kato Mitsu	o	(10 yr)	1 Class, 5th Year	(-)

DECLASSIFIED E.O. 12065 SECTION 3-402/NNDG NO. 773013

DECLASSIFIED E.O. 12065 SECTION 3-402/NNDG NO. 775 013

猩紅熱患者の[redacted]発生について

一、患者発生の場所

足立區花畑町三六八九 花畑小学校

二、学童の患者数

五月一日より六月三日までの間に 十一名

三、学校に於ける最近の状況

1、在校生徒数

九九三名

内訳 田刀 四九四名

女 四九九名

DECLASSIFIED E.O. 12065 SECTION 3-402/NNDG NO. 775 013

二、最近の行動（修学旅行）

五月十四日　六年生　白光
〃　十九日　五年生　江の島
〃　二十三日　一年生　松戸
〃　二十六日　二年生　新宿御苑
〃　二十九日　三、四年生　谷津

四、患者発生の状況

初発患者は五年一組吉田好江（当十才）で五月一日の発病である。
その後十七日間は患者の発生を見なかったが、五月十八日
以来　別表の如く　数日おきに　六年生を除く
各学年に亘って散発的に発生して　六月三日までに十一名
発生するに至った。
症状は概して軽症で一名の死亡者もなく、第一号患者は

DECLASSIFIED E.O. 12065 SECTION 3-402/NNDG NO. 775 013

五月二十二日既に全治退院している。
尚、学童以外に花畑町及び近隣接町より四名の患者
発生がある。

五、症状の概要

症状は一般に軽く発疹は、多くは二―三日で消退し、発熱の持續も四―五日の者が多く、落屑は小さく批糠状である。咽頭の症状も可成訴え、覆盒子舌を呈する者が多い。異型猩紅熱の様に腹痛、下痢、嘔吐等の胃腸症状を訴える者はなく、又筋痛、関節痛を訴える者も無い。容連菌は全患者に陽性である。

六、予防措置

1、消毒

DECLASSIFIED E.O. 12065 SECTION 3-402/NNDG NO. 775 013

患者発生の都度、関係箇所の消毒を実施して来たが、
尚徹底を期するため五月三十一日改めて全校の消毒
を行った。

特に、教室、廊下、便所、給食調理場、食器等について
入念に消毒を実施した。

2. 水は井戸水を使用して、いるので、生水の飲用を禁止した。

3. 全学童に對して含嗽を勵行せしめている。

4. 休校

一年三組に三名の患者発生し尚續発の傾向があった
ので、学校長と校医の意向に賛同して五月二十六日
より六月二日までの八日間、臨時休校を命じた。

DECLASSIFIED E.O. 12065 SECTION 3-402/NNDG NO. 775 013

花畑小学校児童猩紅熱発生状況調 昭和二十五年六月二日現在

番号	発病月日	住所	氏名	続柄	生年月日	年令	性別	学年組	細菌検査	備考
1	五月一日	足立区東加平町一七〇	吉田好江	正義三女	昭和一四、六、六	一〇才	女	五の一	十	五月二十二日退院
2	五月十八日	花畑町三六七〇	塩田克代	長一長女	〃一五、一、三	一〇	女	五の二	十	
3	五月十九日	花畑町五三四七	板倉一信	三郎長男	〃一六、四、二五	八	男	三の三	十	
4	五月廿一日	内匠本町一五	大熊洋征	嘉逸三男	〃一八、八、二五	六	男	一の三	十	
5	五月廿四日	東加平町六六〇	伊藤勝江	左和長女	〃一九、二、一	六	女	一の三	十	
6	五月廿五日	大町一二八六	笠井節子	直吉二女	〃一八、八、二八	六	女	一の三	十	
7	五月廿六日	神明町四一三	榎本いと子	年郎長女	〃一九、三、一六	六	女	一の三	十	
8	五月廿七日	花畑町四一七七	小宮みよ子	長蔵二女	〃一八、三、二六	七	女	二の一	十	
9	五月廿日	大木町	大谷博通	祐範二男	〃一五、四、七	九	男	四の三	十	
10	六月一日	神明町三七	星野和世	光明長女	〃一五、二、一五	九	女	四の二	十	
11	六月三日	内匠本町二七	加藤光	猶一長女		一〇	女	五の一	十	

DECLASSIFIED E.O. 12065 SECTION 3-402/NNDG NO. 775 013

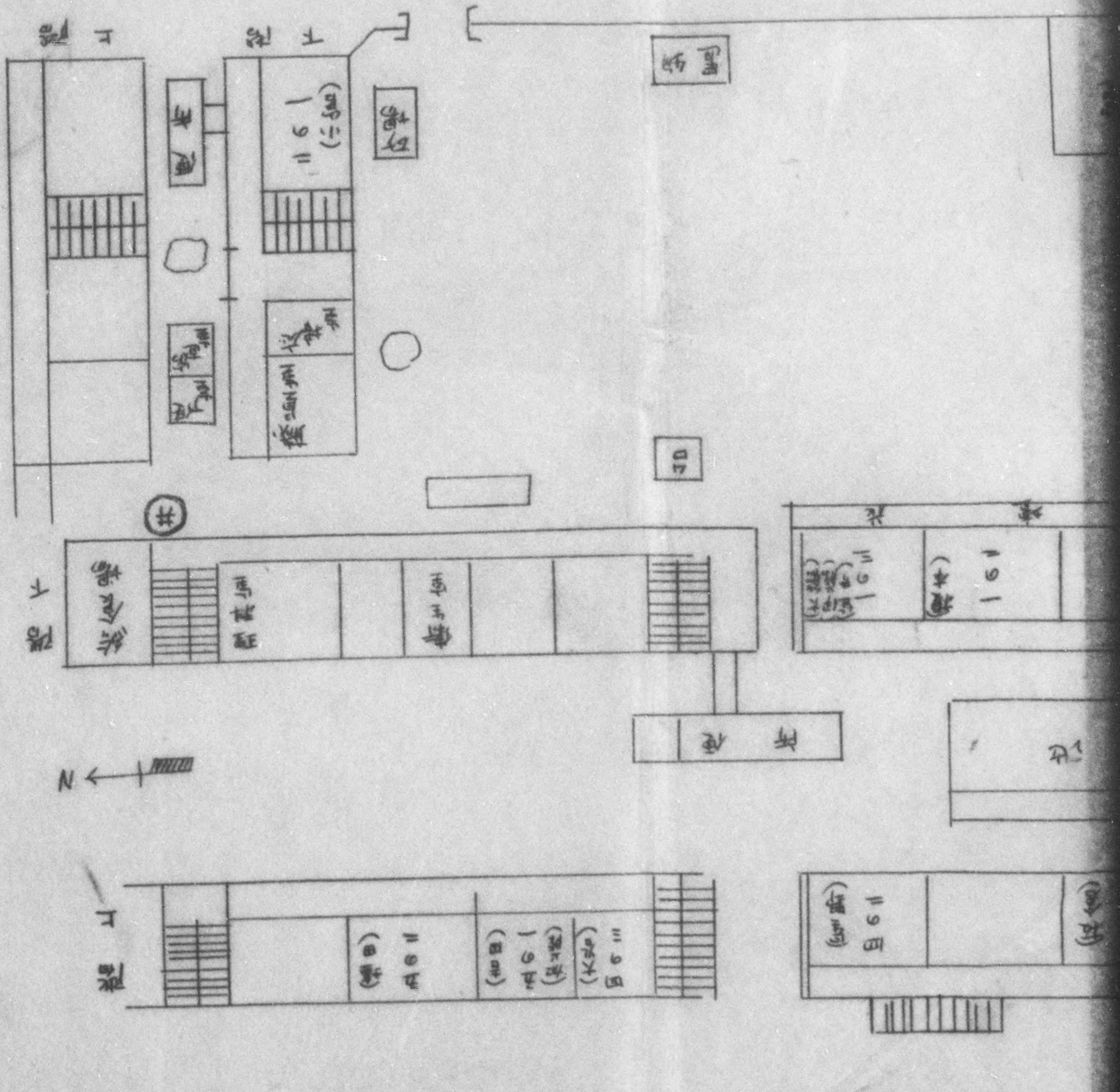
(北側小学校裏側)
N
西門
東門
体育館
プール
校舎
渡り廊下
校舎
渡り廊下
校舎
校舎
校舎

DECLASSIFIED E.O. 12065 SECTION 3-402/NNDG NO. 775 013

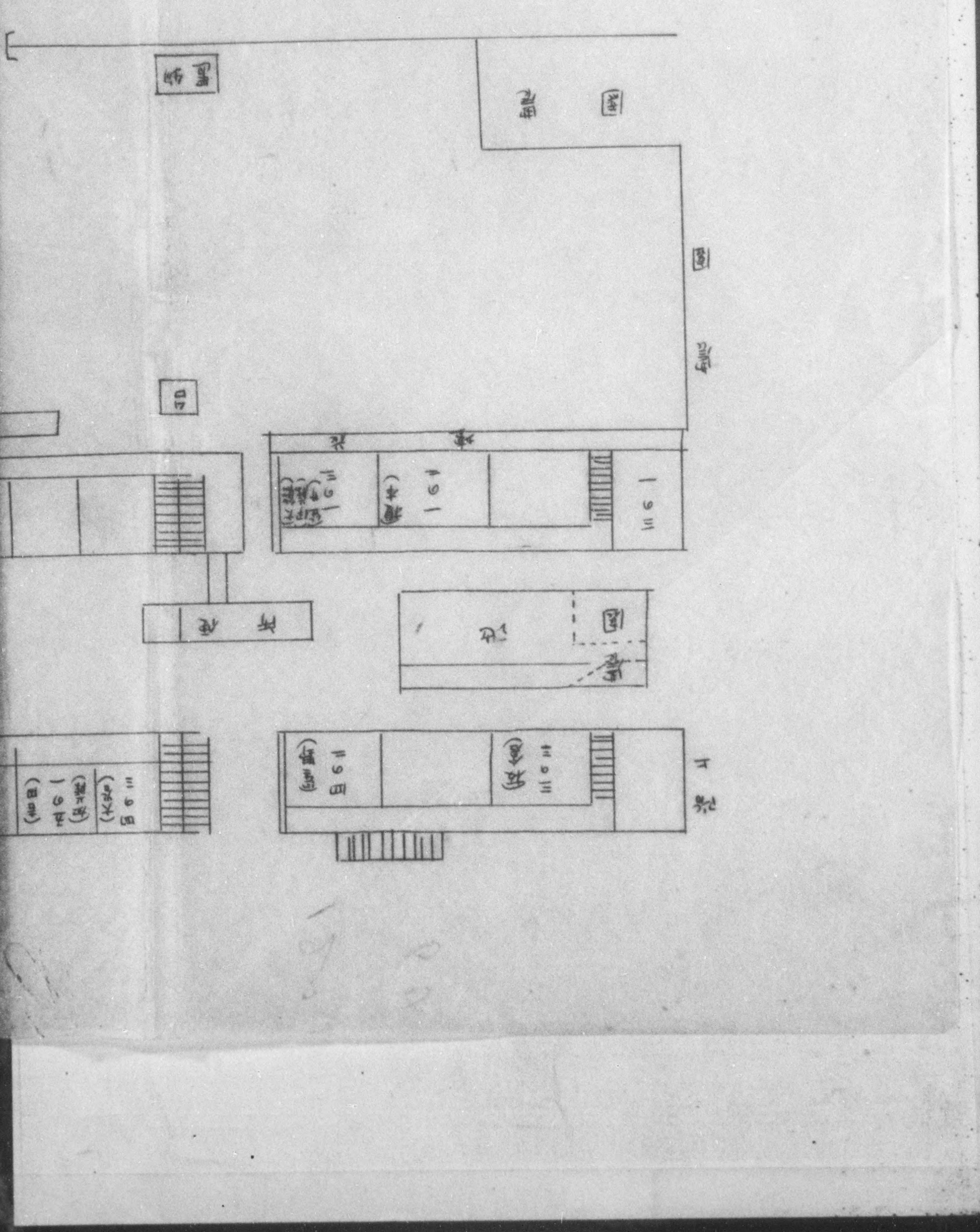

DECLASSIFIED E.O. 12065 SECTION 3-402/NNDG NO. 775 013

LIAISON OFFICE
TOKYO METROPOLITAN GOVERNMENT

(23) 1001
Tel. (23) 1181
(23) 1385

KCAR PH Form S-7

16 May, 1950.

T.L.C.O.-R No.431

SUBJECT: Recurring Reports

TO : Headquarters, Kanto Civil Affairs Region
(ATT'N: Public Health Section)

1. Reference is made to memorandum, KCAR (319.1), 11 of Section VIII, subject: "Recurring Reports", 5 January 1950.

2. Enclosed herewith, the subject report which has been informed by the Director of Health Bureau is submitted to your office.

OTOSHIRO KURODA
Director of Liaison Office,
Tokyo Metropolitan Gov't.

1 Incl:
Special Reports (Miscellaneous)(11 of Sect. VIII)

Received
K.L.O.O.
25.5.17
TIME

DECLASSIFIED E.O. 12065 SECTION 3-402/NNDG NO. 775 013

Special Report

May 15, 1950

To : Public Health Section, KCAR
From : Health Bureau, Tokyo-to
Through: Liaison Office, Tokyo-to
Subject: Report of Mass Dysentery Outbreak (as of May 10)

1. Number of Cases and Deaths
Cases 122
Deaths..... 3

2. Number of Cases by District

1-chome,	Ogu-machi, Arakawa-ku	2
2-chome,	" "	5
3-chome,	" "	3
4-chome,	" "	2
5-chome,	" "	2
6-chome,	" "	86
7-chome,	" "	5
8-chome,	" "	6
9-chome,	" "	3
	(Sub-total.....114)	
1-chome,	Horifune-cho, Kita-ku	4
2-chome,	" "	3
8-chome,	Toshima-machi, "	1
	(Sub-total.....	8)
	Total.....122	

3. Number of Cases by Date of Onset

May 7th.....	13
" 8th.....	24
" 9th.....	52
" 10th.....	33
Total.....	122

4. Number of Cases by Sex and Age

Age	Male	Female	Total
1-5	34	25	59
6-10	6	10	16
11-15	2	4	6
16-20	4	7	11
21-25	1	6	7
26-30	2	5	7
31-35	1	2	3
36-40	0	3	3
41-45	2	1	3
46-50	2	1	3
51-60	0	0	0
61-70	0	2	2
71-80	1	0	1
Over 80	0	1	1
Total	55	67	122

DECLASSIFIED E.O. 12065 SECTION 3-402/NNDG NO. 775 013

5. Trace of Epidemic:

(1) Source of Infection Identified as Kashiwa-mochi

a. Incidence of cases of dysentery dates from the day after the May 5th Boys' Festival and suddenly increases in number on May 7th and 8th.

b. Infected districts do not coincide with city-water-supplied districts but are enlarged encircling 6-chome, Ogu-machi.

c. As for sex and age, the number of cases is found comparatively prevalent among the stratums of children and female.

d. The cases are impartially found among those city-water-supplied and those depending upon well-water.

e. Of 90 patients whose foods and beverage were both examined, all ate "kashiwa-mochi" and very few took others such as bean-curd, bread, croquet or ice-candy.

f. Kashiwa-mochi eaten by the patients, though bought from different retail shops, were all produced by the Ayuta Confectionery, and none of the patients ate those by other producers.

g. Confectioner Ayuta's eldest son Kazuo (born April 2, 1949) had been showing a dysentery-like symptom since May 3.

Remarks:

Kashiwa-mochi or sweet rice cakes wrapped up in oak leaves are produced on the occasion of the May 5th Boys' Festival.

(2) Chain of Infection

a. Confectionery and number of kashiwa-mochi produced

No. 341, 6-chome, Ogu-machi (Ayuta Shosaku), some 4,000

b. Retail shops and number of Ayuta-made kashiwa-mochi sold

No. 71, 6-chome,	Ogu-machi	(Hashimoto Koichi),	some 2,000
No.575,	" "	(Honda Yoshinosuke),	" 400
No.1,194, 5-chome,	"	(Sano Nao),	" 400
Front of Ogu Station		(Nagai Sweet Shop),	" 200
c/o market, front of Oji Stat.		(Tsuchiya Sweet Shop)	" 500

c. When sold

All sold on May 5th.

In short, it is probable that there was any chance of contamination in process of producing kashiwa-mochi and furthermore that inadequacy of steaming heat, because of mass production under ill-equipped conditions, became favorable temperature for the germs to breed, far from being fatal to them. However, the probability that the contamination was caused from hand-touch by Kazuo's mother who should have disposed of his excreta premises the assumption that 13 month-old Kazuo being too infant to be infected from outside with the disease, there might have been some slight patient or carrier among the family members. Anyway, there must have been a contamination in process of producing kashiwa-mochi.

DECLASSIFIED E.O. 12065 SECTION 3-402/NNDG NO. 775 013

6. Preventive Measures:

(1) Door-to-door Case-finding

4 case-finding teams --- 2 Arakawa HC teams and 2 central office teams --- consisting of 1 doctor, PH nurse and clerk each have been organized and door-to-door case-finding is now proceeding.

(2) Carrier-tracing

Faecal examinations are now under way with priority being given to the patients' families and food and beverage institutions.

(3) Insect Control

6 sanitary teams of the central office are being dispatched to the tainted districts and fly control and disinfection with DDT oil mixed with 2% cresol are being carried out throughout the districts.

(4) Observance of Early Consultation and Early Reporting

Observance of early consultation and early reporting has been propagandized especially to the general citizens and doctors living in the tainted districts.

(5) Education

School principals have been requested to give health education and by putting up posters and distributing bills among the general households' the general citizens have been called to give special attention to dysentery control.

DECLASSIFIED E.O. 12065 SECTION 3-402/NNDG NO. 775 013

File. 2

LIST OF DYSENTERY CASES in ADACHI DISTRICT

by Age Group and Sex

15 May 1950

Age Group	Male	Female	Total
1 - 4	34 (1)	30 (2)	64 (3)
5 - 9	19 (1)	24	43 (1)
10 - 14	4	2 (1)	6 (1)
15 - 19	4	5 (1)	9 (1)
20 - 24	2 (1)	7	9 (1)
25 - 29	1	9	10
30 - 34	2	7	9
35 - 39	3	6 (1)	9 (1)
40 - 44	3	5	8
45 - 49	2	2	4
50 - 54	1	1	2
55 - 59	2 (1)*	0	2 (1)
60 - 64	0	2 (1)	2 (1)
65 - 69	0	3	3
70 -	2	3	5
Total	79 (4)	106 (6)	185 (10)

Remarks: ( ) - from Oji district ( )* - in Yodobashi district

DECLASSIFIED E.O. 12065 SECTION 3-402/NNDG NO. 775 013

WEEKLY REPORT OF COMMUNICABLE DISEASES

Name of Prefecture: Tokyo-to Week Ending: July 15

Name of diseases	Name of cases in the week		Deaths	Cumulated No. from 1st January	
	Suspect	Confirmed		Cases	Deaths
Dysentery Bac.	69	201	{S 2 {C 4	{S 555 {C 1543	{S 13 {C 62
Dysentery Amb.		2	0	34	2
Ekiri		92	33	690	255
Typhoid		15	1	383	47
Para-typhoid		15	0	178	3
Scarlet Fever		15	1	645	3
Dyphtheria		13	0	422	38
Meningitis Menig.		3	0	107	21
Small-pox	0	0	0	0	0
Cholera	0	0	0	0	0
Typhus	0	0	0	230	20
J.B. encephalitis	0	0	0	0	0
Malaria		0	0	32	2
Poliomyelitis		30	0	187	23
Measles		70	5	1979	85
Whooping Cough		277	10	5914	387
Influenza		0	0	359	33
Pneumonia		37	43	4023	2714
Yellow Fever		0	0	0	0
Tetanus		2	1	43	31
Anthrax		0	0	1	0
Rabies		0	0	3	3
Tuberculosis		967	212	27216	6158
Gonorrhea		284		8079	
Syphilis		123	unreported	3946	unreported
Chancroid		26		740	
Leprosy		0	0	22	2
Trachoma		93	0	3998	0

DECLASSIFIED E.O. 12065 SECTION 3-402/NNDG NO. 775013

第28週(自 7月9日 至 7月15日)

保健所名	赤痢総数	赤 細菌性	赤 アメーバ性	痢 疫痢	痢 疑似症	腸チフス	パラチフス	しょう紅熱	ジフテリア	流行性腦脊髄膜炎
神田	8	6		2					1	
麹町										
中央 京橋	4	3			1	1	1		1	1
中央 大島										
中央 三宅										
中央 八丈										
中央 計										
日本橋	1	1				1				
芝	4	3			1			2		
麻布	3	1		1	1			1		
赤坂								1		1
牛込	9	6		2	1	1				
四谷	4	4				1				
淀橋	12	10		2						1
小石川	2			1	1			1		
本郷	4	2	1	1						
下谷	4	3		1						
淺草	13	2		4	7					
向島	9	6		2	1	1				
本所	11	5		6						
深川										
城東	3	2		1						
品川	4	1		1	2	1				
荏原	6	4		1	1					
目黒	5	3			2					
大森	17	10	1	5	1			1		
蒲田	8	6		1	1					
世田谷	31	29		1	1		1		1	
砧	3	1		1	1		1		2	
澁谷	3	3						3		
中野	12	9		1	2	1	2	1		
杉並	17	6		3	8			1	2	
豊島	8	2		5	1		6→(前週6名)			
王子	5	3		1	1	1				
瀧野川	2	1		1			3→(第27週9名 第26週9名 第25週1名)			
荒川	9	5		3	1	1		1		
板橋	7	4		2	1	1			1	
練馬	3	2			1	1			1	

→ 世田谷 → 豊島 → 瀧野川

世田谷区三宿町赤痢集團發生

DECLASSIFIED E.O. 12065 SECTION 3-402/NNDG NO. 775 013

	黒目	6	4		1	1							
	目黒	57	43			2							
	大森	17	10	1	5	1				1			
	蒲田	8	6		1	1							
	世田谷	31	29		1	1		1			1		
	砧	3	1		1			1			2		
	澁谷	3	3							3			
	中野	12	9		1	2	1	2		1	2		
	杉並	17	6		3	8				1			
	豊島	8	2		5	1		6→(前週6名)					
	王子	5	3		1	1	1						
	瀧野川	2	1		1			3→(第27週9名 第26週9名 第25週1名)					
	荒川	9	5		3	1	1			1			
	板橋	7	4		2	1	1				1		
	練馬	3	2			1	1				1		
	足立	13	4		5	4					2		
	葛飾	6	2		5	2	1	1		1	1		
	江戸川	12	5		5	2	1			1			
	西多摩	19	12		5	2	1						
	南八王子	7	3		1	3	1						
	多摩部	22	8		9	5					1		
	多摩計												
	北武藏野	2	1		1								
	第郡部	31	14		11	6							
	一計												
	北立川	11	4		1	6				1			
	第郡部	10	5		3	2							
	二計												
	區部計	262	154	2	61	45	13	15	14	12	3		
	市部計	20	8		3	9	1		1				
	郡部計	82	39		28	15	1			1			
	島嶼計												
	~~他府縣~~												
	~~不詳~~												
	總計	364	201	2	92	69	15	15	15	13	3		
	外地												
	外國人												
	失踪												
	藥鬼								645	422	107		
	累計	2822	1543	34	690	555	383	178	~~230~~	~~646~~	~~42~~		

→ 吉谷ヒ三宿町恋衛集團疎生25名を含む。

→ 北区瀧野川町、豊島ヒ西巣鴨町バラック集團移出

→ 保谷町14名東村山外8名其他9名

DECLASSIFIED E.O. 12065 SECTION 3-402/NNDG NO. 775 013

WEEKLY REPORT OF COMMUNICABLE DISEASES

Name of Prefecture: Tokyo-to Week Ending: 8 July

Name of diseases	Name of cases in the week		Deaths	Cumulated No. from 1st January	
	Suspect	Confirmed		Cases	Deaths
Dysentery Bac.	73	163	{S 2 {C 11	{S 486 {C 1342	{S 11 {C 58
Dysentery Amb.		5	0	32	2
Ekiri		100	27	598	222
Typhoid		20	0	368	46
Para-typhoid		19	0	163	3
Scarlet Fever		23	0	630	2
Dyphtheria		6	0	409	38
Meningitis Menig.		3	0	104	21
Small-pox	0	0	0	0	0
Cholera	0	0	0	0	0
Typhus	0	0	0	C 230	20
J.B. encephalitis	0	0	0	0	0
Malaria		2	1	32	2
Poliomyelitis		39	1	157	23
Measles		107	5	1909	80
Whooping Cough		315	8	5637	377
Influenza		1	1	359	33
Pneumonia		46	40	3986	2671
Yellow Fever		0	0	0	0
Tetanus		3	4	41	30
Anthrax		.0	0	1	0
Rabies		0	0	3	3
Tuberculosis		1337	188	26249	5946
Leprosy		291		7795	
Syphilis		141	unreported	3823	unreported
Chancroid		22		714	
Leprosy		2	0	22	2
Trachoma		182	0	3805	0

赤痢発生数

保健所名	赤痢総数	赤痢 細菌性	赤痢 アメーバ	赤痢 疫痢	赤痢 疑似
神田	3	1			2
麹町					
京橋	3	3			
中大島	5				5
三宅	[redacted]				
央八丈					
計					
日本橋	3	2		1	
芝	5	3			2
麻布	2			2	
赤坂	1				1
牛込	4	3			1
四谷					
淀橋	12	10		2	
小石川	10	5		1	
本郷	5	4		1	
下谷	9	6		3	
浅草	9	5		2	2
向島	7	4		3	
本所	6	4		2	
深川	7	4		3	
城東	6	1		5	
品川	4	1		1	2
荏原	3				2
目黒	7	3		2	2
大森	12	4		5	3
蒲田	11	5		5	1
世田谷	7	3		4	
砧	2				2
澁谷	6	5		1	
中野	3			3	
杉並	11	2		1	8
豊島	9	3		5	1
王子	9	4		4	1
滝野川	7	4			3
荒川	8			3	5
板橋	13	10		2	1

DECLASSIFIED E.O. 12065 SECTION 3-402/NNDG NO. 775 013

DECLASSIFIED E.O. 12065 SECTION 3-402/NNDG NO. 775 013

| | | |

大森	12	4		5	3	
蒲田	11	5		5	1	
世田谷	7	3		4		
砧	2				2	
澁谷	6	5		1		
中野	3			3		
杉並	11	2		1	8	
豊島	9	3		5	1	
王子	9	4		4	1	
滝野川	7	4			3	
荒川	8			3	5	
板橋	13	10		2	1	
練馬	6	2		4		
足立	13	4		3	6	
葛飾	12	11			1	
江戸川	14	7		5	2	
西多摩	17	6		2	9	
南多摩	八王子	6	3		1	2
	郡部	24	6		13	5
	計					
北第一	武蔵野	9	3	1	4	1
	郡部	19	7	4	6	2
	計					
北第二	立川	8	8			
	郡部	8	7			1
	計					
區部計		245	123		74	48
市部計		23	14	1	5	3
郡部計		68	26	4	21	17
島嶼計		5				5
他府縣						
不詳						
總計		341	163	5	100	73
外地						
外國人						
失踪						
棄兒						

DECLASSIFIED E.O. 12065 SECTION 3-402/NNDG NO. 775 013

DECLASSIFIED E.O. 12065 SECTION 3-402/NNDG NO. 775 013

WEEKLY REPORT OF COMMUNICABLE DISEASES

Name of Prefecture: Tokyo-to Week Ending: 1 July

Name of diseases	Name of cases in the week		Deaths	Cumulated No. from 1st January	
	Suspect	Confirmed		Cases	Deaths
Dysentery Bac.	93	183	{S 1 {C 8	{S 413 {C 1179	{S 9 {C 47
Dysentery Amb.		3	0	27	2
Ekiri		93	39	498	195
Typhoid		26	4	348	46
Para-typhoid		18	0	144	3
Scarlet Fever		22	0	607	2
Dyphtheria		10	2	403	38
Meningitis Menig.		2	0	101	21
Small-pox	0	0	0	0	0
Cholera	0	0	0	0	0
Typhus	0	0	0	C 230	C 20
J.B. encephalitis	0	0	0	0	0
Malaria		0	0	30	1
Poliomyelitis		18	0	118	22
Measles		117	6	1802	75
Whooping Cough		278	7	5322	369
Influenza		0	0	358	32
Pneumonia		54	58	3940	2631
Yellow Fever		0	0	0	0
Tetanus		2	0	38	26
Anthrax		1	0	1	0
Rabies		0	0	3	3
Tuberculosis		1178	233	24912	5758
Gonorrhea		391	unreported	7504	unreported
Syphilis		156		3682	
Chancroid		25		692	
Leprosy		0	0	20	2
Trachoma		199	0	3623	0

7月1日に終る一週間 赤痢發生數

保健所名	赤痢総数	赤痢 細菌性	アメーバ	疫痢	疑似
神田	4	1		1	2
麹町					
中 京橋	1				1
中 大島					
中 三宅					
央 八丈	1			1	
央 計					
日本橋	4	2		1	1
芝	7	5			2
麻布	2	1			1
赤坂					
牛込	7	6			1
四谷					
淀橋	18	14		4	
小石川	3	1		2	
本郷	5	5			
下谷	14	10		4	
浅草	11	5		4	2
向島	7	5		2	
本所	7	4		3	
深川	5	1		2	
城東	7	3		3	1
品川	5	3			2
荏原	3	2			1
目黒	8	4		3	1
大森	13	6		4	3
蒲田	7	2		3	2
世田谷	8	4		2	2
砧	3	2		1	
澁谷	5	3		1	1
野方	8	6		1	1
杉並	17	4		7	6
豊島	9	3		2	4
王子	10	4		3	3
滝野川	5	2		1	2
荒川	14	4		5	5
板橋	18	15		3	
練馬	4	2		2	

DECLASSIFIED E.O. 12065 SECTION 3-402/NNDG NO. 775013

| | | |

大森	13	6		4	3	
蒲田	7	2		3	2	
世田谷	8	4		2	2	
砧	3	2		1		
澁谷	5	3		1	1	
中野	8	6		1	1	
杉並	17	4		7	6	
豊島	9	3		2	4	
王子	10	4		3	3	
瀧野川	5	2		1	2	
荒川	14	4		5	5	
板橋	18	15		3		
練馬	4	2		2		
足立	16	6		3	7	
葛飾	7	3			4	
江戸川	16	7		5	4	
西多摩	22	10		8	4	
南八王子	16	4		2	10	
多摩郡部	22	7		7	8	
計						
北武藏野	6	4			2	
第郡部	13	6	3	1	3	
一計						
北立川	7	3		1	3	
第郡部	7	4		1	2	
二計						
區部計	298	145		92	61	
市部計	29	11		3	15	
郡部計	64	27	3	17	17	
島嶼計	1			1		
他府縣						
不詳						
總計	372	183	3	93	93	
外地						
外國人						
失踪						
棄兒						

DECLASSIFIED E.O. 12065 SECTION 3-402/NNDG NO. 775 013

DECLASSIFIED E.O. 12065 SECTION 3-402/NNDG NO. 775 013

KCAR

Tokyo-to

Special Report

June 29, 1950

To : Public Health Section, KCAR
From : Health Bureau, Tokyo-to
Through: Liaison Office, Tokyo-to
Subject: Mass Outbreak of CD-like Cases at Mitaka-machi

1. Number of Cases and Deaths

Cases.....32
Deaths..... 0

2. Number of Cases by District

Mitaka Dormitory (of Liberal Arts Dep't, Tokyo Univ.,)
no. 700 Shinkawa, Mitaka-machi, Kitatama-gun.....32

3. Number of Cases by Date of Onset

June 14	1
" 16	1
" 17	3
" 19	22
" 20	1
" 21	4
Total	32

4. Number of Cases by Sex and Age

Age	Male	Female	Total
18	22	0	22
19	10	0	10
Total	32	0	32

5. General Symptoms

The patients had generally symptoms of pyrexia, general languors, headaches, unpleasantness of the abdomen, diarrhea, anorexia and disturbance of sleep. The body temperatures were generally high as compared with symptoms of other diseases, rose to 39—39.8 degrees and declined in several days. The pulses were bradycardia (90—110) compared with the body temperatures. The abdomens, accompanied with any degrees of unpleasantness, had an attack of diarrhea several times a day, but they got better in a day or two. Other symptoms such as general languors and headaches also disappeared in a day or two.

6. Cause: unknown

7. Preventive Measures

(1) Case-finding

The patients, their fellow-lodgers and those living in the same dormitory were investigated.

Number of persons investigated 180

DECLASSIFIED E.O. 12065 SECTION 3-402/NNDG NO. 775 013

(2) Bacteriological Blood and Faeces Examinations
(Done by Health Bureau and Tokyo Univ. respectively)

All of bile-culture tests and Widal reactions on blood, and of culture examinations on stool from the patients have so far showed negative.

(3) Carrier-tracing

Stool examinations for kitchen employes have so far showed negative.

(4) Disinfection and Insect Control

The patients being suspected of contraction of a communicable disease, their rooms, all lavatories and the kitchen were disinfected with cresol. Besides, cesspools, sewers and garbage heaps were sprayed with DDT oil.

(5) Present Aspect of Incidence and Future Outlook

No cases occurred from the 21st of June and all the bacteriological examinations have showed negative, so the outbreak seems to have now almost died out.

DECLASSIFIED E.O. 12065 SECTION 3-402/NNDG NO. 775 013

Special Report

June 29, 1950

To : Public Health Section, KCAR
From : Health Bureau, Tokyo-to
Through: Liaison Office, Tokyo-to
Subject: Report of Mass Dysentery Outbreak in Suginami-Ku

1. Number of Cases and Deaths

Cases 28
Deaths..... 0

2. Number of Cases by District

Sanya-cho, Suginami-ku..... 28

3. Number of Cases by Date of Onset

June 10	1
" 12	2
" 13	5
" 14	6
" 15	1
" 16	3
" 17	3
" 18	3
" 20	4
Total	28

4. Number of Cases by Sex and Age

Age	Male	Female	Total
1-5	2	3	5
6-10	2	1	3
11-15	1	0	1
16-20	1	1	2
21-25	1	2	3
26-30	1	3	4
31-35	1	2	3
36-40	2	1	3
41-45	0	0	0
46-50	0	1	1
51-60	1	1	2
61-70	0	0	0
71-80	0	1	1
Total	12	16	28

5. Trace of Epidemic

Of the 28 patients, 24 ate slices of raw tuna, bonito, flatfish or cuttlefish, bought from fish-monger Kanjiro Tanaka, no. 67, Sanya-cho, between June 10 and 15, 2 took something other than the slices, also bought from him, and only one, located considerably distant from him, had no connection with him.

DECLASSIFIED E.O. 12065 SECTION 3-402/NNDG NO. 775 013

Considering these facts, it can be observed that the infection was caused by the fish bought from Tanaka, but despite our all-out investigation it has so far not been traced how the fish became contaminated.

6. Preventive Measures

(1) Case-finding

Every effort was made to perform an early case-finding in the focal areas.

(2) Carrier-tracing

Stool examinations were performed for those frequenting the patients' homes as well as for all members of the patients' families, but no dysentery carriers have so far been found. Besides, 6 members of Tanaka's family underwent stool examination 3 times each, but the results were all negative.

(3) Health Education

Dysentery control bills were distributed to all households in Sanya-cho, with notice-boards being used for putting up posters, a lecture meeting and a roundtable conference were held at the nearby auditorium of the agricultural school, and a press release was made for Tokyo papers, both morning and evening.

(4) Sanitary teems dispatched from the local health center were engaged in insect control work for the focal areas within a radius of 50 meters. The results follow:

Date	No. teams	No. workers	Households sprayed (DDT oil)	Acreage sprayed
June 16	1	6	105	497 sq. meters
" 19	1	6	149	710 " "
" 21	1	6	120	568 " "

(5) Present Aspects of Incidence and Future Outlook

There occurred no case of dysentery up to June 24, so the epidemic seems to have now almost died out.

DECLASSIFIED E.O. 12065 SECTION 3-402/NNDG NO. 775 013

WEEKLY REPORT OF COMMUNICABLE DISEASES

Name of Prefecture: Tokyo-to Week Ending: 24 June

Name of diseases	Name of cases in the week		Deaths	Cumulated No. from 1st January	
	Suspect	Confirmed		Cases	Deaths
Dysentery Bac.	51	148	S 0 C 6	S 320 C 996	S 8 C 39
Dysentery Amb.		0	1	24	2
Ekiri		84	27	405	~~150~~ 156
Typhoid		24	0	322	42
Para-typhoid		12	0	127	3
Scarlet Fever		20	0	585	2
Dyphtheria		8	0	393	36
Meningitis Menig.		3	0	99	~~14~~ 21
Small-pox	0	0	0	0	0
Cholera	0	0	0	0	0
Typhus	0	1	S 0 C 0	S 0 C 230	S 0 C 20
J.B. encephalitis	0	0	0	0	0
Malaria		2	0	30	1
Poliomyelitis		9	0	100	22
Measles		129	8	1685	69
Whooping Cough		229	8	5044	362
Influenza		0	0	358	32
Pneumonia		62	55	3886	2573
Yellow Fever		0	0	0	0
Tetanus		1	1	36	26
Anthrax		0	0	0	0
Rabies		0	0	3	3
Tuberculosis		1144	172	23734	5525
Gonorrhea		374		7111	
Syphilis		176	unreported	3528	unreported
Chancroid		32		667	
Leprosy		0	0	20	2
Trachoma		166	0	3424	0

DECLASSIFIED E.O. 12065 SECTION 3-402/NNDG NO. 775 013

WEEKLY REPORT OF COMMUNICABLE DISEASES

Name of Prefecture: Tokyo-to Week ending: 17 June 1950.

Name of diseases	Name of cases in the week		Deaths	Cumulated No. from 1st January	
	Suspect	Confirmed		Cases	Deaths
Dysentery Bac.	20	84	S 0 C 0	S 269 C 848	S 8 C 33
Dysentery Amb.		0	0	24	1
Ekiri		42	17	321	129
Typhoid		12	1	298	42
Para-typhoid		10	0	113	3
Scarlet Fever		20	0	565	2
Dyphtheria		12	0	385	36
Meningitis Menig.		4	2	96	22
Small-pox	0	0	0	0	0
Cholera	0	0	0	0	0
Typhus	1	0	S 0 C 0	S 1 C 229	S 0 C 20
J.B. encephalitis	0	0	0	0	0
Malaria		2	0	28	1
Poliomyelitis		8	2	91	22
Measles		110	7	1556	61
Whooping Cough		138	11	4815	354
Influenza		0	0	358	32
Pneumonia		59	61	3824	2518
Yellow Fever		0	0	0	0
Tetanus		4	1	35	25
Antrax		0	0	0	0
Rabies		0	0	3	3
Tuberculosis		1308	260	22590	5353
Gonorrhea		227		6737	
Syphilis		138	unreported	3352	unreported
Chancroid		24		635	
Leprosy		0	0	20	2
Trachoma		165	0	3258	0

DECLASSIFIED E.O. 12065 SECTION 3-402/NNDG NO. 775 013

WEEKLY REPORT OF COMMUNICABLE DISEASES

Name of Prefecture: Tokyo-to Week Ending: June 10

Name of diseases	Name of cases in the week		Deaths	Cumulated No. from 1st January	
	Suspect	Confirmed		Cases	Deaths
Dysentery Bac.	12	73	S 1 C 2	S 249 C 764	S 8 C 33
Dysentery Amb.		2	1	21	1
Ekiri		40	8	279	112
Typhoid		18	0	286	41
Para-typhoid		7	0	103	3
Scarlet Fever		28	0	545	2
Dyphtheria		13	2	373	36
Meningitis Menig.		4	1	92	20
Small-pox	0	0	0	0	0
Cholera	0	0	0	0	0
Typhus	0	0	0	S 0 C 229	S 0 C 20
Jap. encephalitis	0	0	0	0	0
Malaria		2	0	26	1
Poliomyelitis		4	0	83	20
Measles		145	5	1446	54
Whooping Cough		257	16	4677	343
Influenza		0	0	358	32
Pneumonia		72	40	3765	2457
Yellow Fever		0	0	0	0
Tetanus		0	1	31	24
Antrax		0	0	0	0
Rabies		0	0	3	3
Tuberculosis		1241	198	21282	5093
Gonorrhea		361		6510	
Syphilis		160	unreported	3216	unreported
Chancroid		27		611	
Leprosy		1	1	20	2
Trachoma		156	0	3093	0

DECLASSIFIED E.O. 12065 SECTION 3-402/NNDG NO. 775 013

WEEKLY REPORT OF COMMUNICABLE DISEASES

Name of Prefecture: Tokyo-to Week Ending: 4 June

Name of diseases	Name of cases in the week		Deaths	Cumulated No. from 1st January	
	Suspect	Confirmed		Cases	Deaths
Dysentery Bac.	21	70	S 1 C 2	S 237 C 691	S 7 C 31
Dysentery Amb.		2	0	22	0
Ekiri		23	10	239	104
Typhoid		9	1	268	41
Para-typhoid		6	1	96	3
Scarlet Fever		16	0	517	2
Dyphtheria		10	0	360	34
Meningitis Menig.		2	0	88	19
Small-pox	0	0	0	0	0
Cholera	0	00	0	0	0
Typhus	0	0	S 0 C 0	S 0 C 229	S 0 C 20
J.B. encephalitis	0	0	0	0	0
Malaria		1	0	24	1
Poliomyelitis		9	0	79	20
Measles		120	5	1,301	49
Whooping Cough		169	16	4,420	327
Influenza		0	0	358	32
Pneumonia		60	54	3,693	2,417
Yellow Fever		0	0	0	0
Tetanus		4	2	31	23
Anthrax		0	0	0	0
Rabies		1	1	3	3
Tuberculosis		1,145	229	20,041	4,895
Gonorrhea		470		6,149	
Syphilis		107	unreported	3,058	unreported
Chancroid		26		584	
Leprosy		5	0	19	1
Trachoma		120	0	2,937	0

DECLASSIFIED E.O. 12065 SECTION 3-402/NNDG NO. 775 013

Special Report 2

May 30th, 1950

To : Public Health Section, KCAR

From : Health Bureau, Tokyo-to

Through: Liaison Office, Tokyo-to

Subject: Report of Mass Dysentery Outbreak

1. Number of Cases and Deaths

Cases	95
Deaths	2

2. Number of Cases by District

2-chome,	Ogu-machi,	Arakawa-ku	2
3-chome,	"	"	1
4-chome,	"	"	1
5-chome,	"	"	2
6-chome,	"	"	66
7-chome,	"	"	5
8-chome,	"	"	15
9-chome,	"	"	1
		(Sub-total	93)
Tsunohazu,	Shinjuku-ku		1
1-chome,	Horifune-cho,	Kita-ku	1
		(Sub-total	2)
		Total	95

3. Number of Cases by Date of Onset

May 11th	23
" 12th	32
" 13th	14
" 14th	4
" 15th	12
" 16th	0
" 17th	1
" 18th	4
" 19th	1
" 20th	4
Total	95

4. Number of Cases by Sex and Age

Age	Male	Female	Total
1-5	11	18	29
6-10	8	8	16
11-15	4	3	7
16-20	1	4	5
21-25	2	2	4
26-30	2	3	5
31-35	1	4	5
36-40	5	4	9
41-45	2	4	6

DECLASSIFIED E.O. 12065 SECTION 3-402/NNDG NO. 775 013

46-50	1	1	2
51-60	2	3	5
61-70	0	2	2
71-80	0	0	0
Total	39	56	95

Total number of cases since May 7th.....215

Report 1 120
Report 2 95

Corrections:

The number of cases for May 9th and 10th, reported to be 52 and 33 (vide 3, Special Report 1), should have read 51 and 32 because of duplication and difference of chain of infection, respectively.

5. Preventive Measures

(1) Case-finding

The health centers concerned carried out a case-finding in the same fashion as previously reported, aiming at an early case-finding.

(2) Carrier-tracing

Faeces examinations were held with priority being given to family members of the patients and of food and drinks handlers, but so far no carriers have been found.

(3) Observance of Early Reporting of Doubtful Patients

Efforts were made for observance by doubtful patients of early consultation and by doctors of early reporting.

(4) Health Education for Dysentery Control

To school children and middle school students... by requesting school principals to give health education.

To food and drinks handlers... by employing their respective affiliated associations to improve their knowledge of preventing dysentery as well as food sanitation.

To general citizens... by employing public information media such as posters, bills, radio and newspapers.

Number of bills distributed among general households.... 50,000

Number of times of broadcasting..... 2

Number of times of press release..... 5 (evening & morning press)

DECLASSIFIED E.O. 12065 SECTION 3-402/NNDG NO. 775 013

(5) Insect Control

Sanitary teams were dispatched from the central office to the tainted Ogu-machi district. Insect control activities follow:

Date	No. teams.	No. workers	No dwellings sprayed (DDT oil)	Acreage sprayed
May 9	6	39	850	15,000 sq.m.
" 10	6	35	910	148,500 " "
" 11	6	36	791	11,850 " "
Total	18	110	2,551	175,350 sq.m.

(6) Present Aspects of Epidemic and Future Outlook

Between May 20th and 25th, no cases of dysentery occurred in the Arakawa district where the mass outbreak of dysentery cases had taken place, and it seems that the epidemic has now almost died out, so we would like to put an end to further reporting.

DECLASSIFIED E.O. 12065 SECTION 3-402/NNDG NO. 775 013

WEEKLY REPORT OF COMMUNICABLE DISEASES

Name of Prefecture: Tokyo-to Week Ending: May 27

Name of diseases	Name of cases in the week		Deaths	Cumulated No. from 1st January	
	Suspect	Confirmed		Cases	Deaths
Dysentery Bac.	36	94	{S 2 C 4	{S 216 C 621	{S 6 C 29
Dysentery Amb.		5	0	20	0
Ekiri		34	10	216	94
Typhoid		22	2	259	40
Para-typhoid		8	0	90	2
Scarlet Fever		39	0	501	2
Dyphtheric		8	2	350	34
Meningitis Menig.		3	0	86	19
Small-pox	0	0	0	0	0
Cholera	0	0	0	0	0
Typhus	0	0	0	{S 0 C 229	{S 0 C 20
J.B. encephalitis	0	0	0	0	0
Malaria		2	0	23	1
Poliomyelitis		7	2	70	20
Measles		136	5	1181	44
Whooping Cough		175	3	4251	311
Influenza		0	0	358	32
Pneumonia		87	65	3633	2363
Yellow Fever		0	0	0	0
Tetanus		2	1	27	21
Anthrax		0	0	0	0
Rabies		0	0	2	2
Tuberculosis		977	231	18896	4675
Gonorrhea		151	unreported	~~3633~~ 5879	unreported
Syphilis		70		~~1511~~ 2949	
Chancroid		5		~~185~~ 558	
Leprosy		0	0	14	1
Trachoma		273	0	~~217~~ 2817	0

DECLASSIFIED E.O. 12065 SECTION 3-402/NNDG NO. 775 013

Name: Katemura So-ichi
勝地惣一

Adress: #310 Kakinoki-zaka, Meguro-ku
Tokyo-to

Age: 35 years old

How long he is suffering from T.B. =

15 years

DECLASSIFIED E.O. 12065 SECTION 3-402/NNDG NO. 775 013

LIAISON OFFICE
TOKYO METROPOLITAN GOVERNMENT

(23) 1001
Tel. (23) 1181
(23) 1385

24 May, 1950.

T.L.C.O-R No. 468

SUBJECT: Recurring Reports

TO : Headquarters, Kanto Civil Affairs Region
(ATT'N: Public Health Section)

1. Reference is made to memorandum, KCAR (319.1), 1 of Section VIII, subject: "Recurring Reports", 5 Jan. 1950.

2. Enclosed herewith the subject report which has been informed by the Director of Health Bureau, Tokyo-To is submitted to your good office.

OTOSHIRO KURODA
Director of Liaison Office,
Tokyo Metropolitan Gov't.

1 Incl:
Weekly Report of Communicable Diseases.
(1 of Section VIII)

DECLASSIFIED E.O. 12065 SECTION 3-402/NNDG NO. 775 013

9-11/5

WEEKLY REPORT OF COMMUNICABLE DISEASES

Name of Prefecture: Tokyo-to Week Ending: 20 May

Name of diseases	Name of cases in the week		Deaths	Cumulated No. from 1st January	
	Suspect	Confirmed		Cases	Deaths
Dysentery Bac.	54	83	S 0 C 1	S 180 C 527	S 4 C 25
Dysentery Amb.		4	0	15	0
Ekiri		42	13	182	84
Typhoid		19	4	237	38
Para-typhoid		5	0	82	2
Scarlet Fever		27	0	462	2
Dyphtheria		13	0	342	32
Meningitis Menig.		2	0	83	19
Small-pox	0	0	0	0	0
Cholera	0	0	0	0	0
Typhus	0	0	S 0 C 0	S 0 C 229	S 0 C 20
J.B. encephalitis	0	0	0	0	0
Malaria		1	0	21	1
Poliomyelitis		9	0	63	18
Measles		124	7	1045	39
Whooping Cough		170	10	4076	308
Influenza		0	0	358	32
Pneumonia		74	38	3546	2298
Yellow Fever		0	0	0	0
Tetanus		3	1	25	20
Anthrax		0	0	0	0
Rabies		0	0	2	2
Tuberculosis		1133	197	17920	4444
Gonorrhea		318	unreported	5428	unreported
Syphilis		170		2827	
Chancroid		22		538	
Leprosy		0	0	14	1
Trachoma		294	0	2544	0

DECLASSIFIED E.O. 12065 SECTION 3-402/NNDG NO. 775 013

WEEKLY REPORT OF COMMUNICABLE DISEASES

Name of Prefecture: Tokyo-to Week Ending: May 13

Name of diseases	Name of cases in the week		Deaths	Cumulated No. from 1st January	
	Suspect	Confirmed		Cases	Deaths
Dysentery Bac.	71	184	S 1 C 0	S 126 C 445	S 4 C 24
Dysentery Amb.		0	0	11	0
Ekiri		35	11	140	71
Typhoid		13	3	218	34
Para-typhoid		3	0	77	2
Scarlet Fever		35	0	433	2
Dyphtheria		10	1	331	32
Meningitis Menig.		3	2	81	19
Small-pox		0	0	0	0
Cholera		0	0	0	0
Typhus		0	0	S 1 C 229	S 0 C 20
J.B. encephalitis		0	0	0	0
Malaria		1	0	20	1
Poliomyelitis		2	0	54	18
Measles		133	3	921	32
Whooping Cough		164	17	3906	298
Influenza		0	0	358	32
Pneumonia		79	65	3472	2260
Yellow Fever		0	0	0	0
Tetanus		2	2	22	19
Anthrax		0	0	0	0
Rabies		0	0	2	2
Tuberculosis		1205	292	16787	4247
Gonorrhea		334		5110	
Syphilis		155	unreported	2657	unreported
Chancroid		40		516	
Leprosy		1	0	14	1
Trachoma		355	0	2250	0

DECLASSIFIED E.O. 12065 SECTION 3-402/NNDG NO. 775 013

WEEKLY REPORT OF COMMUNICABLE DISEASES

Name of Prefecture: Tokyo-to Week ending: May 6

Name of diseases	Name of cases in the week		Deaths	Cumulated No. from 1st January	
	Suspect	Confirmed		Cases	Deaths
Dysentery Bac.	11	32	S 0 C 2	S 55 C 261	S 3 C 24
Dysentery Amb.		0	0	11	0
Ekiri		8	5	105	60
Typhoid		15	1	205	31
Para-typhoid		5	1	74	2
Scarlet Fever		28	1	398	2
Dyphtheric		11	0	321	31
Meningitis Menig.		2	3	78	17
Small-pox		0	0	0	0
Cholera		0	0	0	0
Typhus	1	1	S 0 C 1	S 1 C 229	S 0 C 20
J.B. encephalitis		0	0	0	0
Malaria		1	0	19	1
Poliomyelitis		3	1	52	18
Measles		105	3	788	29
Whooping Cough		127	7	3742	281
Influenza		0	0	358	32
Pneumonia		94	56	3393	2195
Yellow Fever		0	0	0	0
Tetanus		3	0	20	17
Antarax		0	0	0	0
Rabies		0	0	2	2
Tuberculosis		694	174	15582	3955
Gonorrhea		185		4776	
Syphilis		149	unreported	2502	unreported
Chancroid		18		476	
Leprosy		0	0	13	1
Trachoma		415	0	1895	0

DECLASSIFIED E.O. 12065 SECTION 3-402/NNDG NO. 775 013

WEEKLY REPORT OF COMMUNICABLE DISEASES

Name of Prefecture: Tokyo-to Week Ending: April 29

Name of diseases	Name of cases in the week		Deaths	Cumulated No. from 1st January	
	Suspect	Confirmed		Cases	Deaths
Dysentery Bac.	1	16	{S 0 C 0	{S 44 C 229	{S 3 C 22
Dysentery Amb.		2	0	11	0
Ekiri		12	1	97	55
Typhoid		10	0	190	30
Para-typhoid		4	0	69	1
Scarlet Fever		26	0	370	1
Dyphtheria		22	2	310	31
Meningitis Menig.		3	0	76	14
Small-pox		0	0	0	0
Cholera		0	0	0	0
Typhus	1	0	{S 0 C 0	{S 1 C 227	{S 0 C 19
J.B. encephalitis		0	0	0	0
Malaria		0	0	18	1
Poliomyelitis		4	0	49	17
Measles		80	1	683	26
Whooping Cough		131	7	3615	274
Influenza		0	0	358	32
Pneumonia		91	70	3299	2139
Yellow Fever		0	0	0	0
Tetanus		1	3	17	17
Anthrax		0	0	0	0
Rabies		1	1	2	2
Tuberculosis		954	210	14888	3781
Gonorrhea		303		4591	
Syphilis		135	unreported	2353	unreported
Chancroid		24		458	
Leprosy		21	0	14	1
Trachoma		78	0	1480	0

DECLASSIFIED E.O. 12065 SECTION 3-402/NNDG NO. 775 013

WEEKLY REPORT OF COMMUNICABLE DISEASES

Name of Prefecture: Tokyo-to Week Ending: April 22

Name of diseases	Name of cases in the week		Deaths	Cumulated No. from 1st January	
	Suspect	Confirmed		Cases	Deaths
Dysentery Bac.	3	17	S 0 C 0	S 43 C 213	S 5 C 22
Dysentery Amb.		2	0	9	0
Ekiri		6	5	85	54
Typhoid		8	3	181	30
Para-typhoid		5	0	65	1
Scarlet Fever		29	1	344	1
Dyphtheria		16	1	289	29
Meningitis Menig.		3	0	73	14
Small-pox		0	0	0	0
Cholera		0	0	0	0
Typhus	0	5	S 0 C 0	S 0 C 227	S 0 C 19
J.B. encephalitis	0	0	0	0	0
Malaria		0	0	18	1
Poliomyelitis		2	1	45	17
Measles		94	0	603	25
Whooping Cough		185	12	3484	267
Influenza		0	0	358	82
Pneumonia		95	68	3208	2069
Yellow Fever		0	0	0	0
Tetanus		I	1	16	14
Antnrax		0	0	0	0
Rabies		0	0	1	1
Tuberculosis		1213	202	13934	3571
Gonorrhea		278		4288	
Syphilis		196	unreported	2218	unreported
Chancroid		31		434	
Leprosy		0	0	12	1
Trachoma		140	0	1402	0

DECLASSIFIED E.O. 12065 SECTION 3-402/NNDG NO. 775 013

WEEKLY REPORT OF COMMUNICABLE DISEASES

Name of Prefecture: Tokyo-to Week Ending: April 15

Name of diseases	Name of cases in the week		Deaths	Cumulated No. from 1st January	
	Suspect	Confirmed		Cases	Deaths
Dysentery Bac.	5	12	{S 1 C 0	{S 40 C 196	{S 3 C 22
Dysentery Amb.		1	0	7	0
Ekiri		5	3	78	49
Typhoid		5	3	173	27
Para-typhoid		3	0	60	1
Scarlet Fever		25	0	315	0
Dyphtheria		15	0	273	28
Meningitis Menig.		1	0	70	14
Small-pox		0	0	0	0
Cholera		0	0	0	0
Typhus	1	0	{S 0 C 0	{S 1 C 222	{S 0 C 19
J.B. encephalitis		0	0	0	0
Malaria		3	0	18	1
Poliomyelitis		4	0	43	16
Measles		57	3	509	25
Whooping Cough		166	10	3319	255
Influenza		1	0	358	32
Pneumonia		123	85	3113	2001
Yellow Fever		0	0	0	0
Tetanus		0	0	15	13
Anthrax		0	0	0	0
Rabies		0	0	1	1
Tuberculosis		1100	236	12721	3369
Gonorrhea		279		4010	
Syphilis		149	unreported	2022	unreported
Chancroid		23		403	
Leprosy		0	0	12	1
Trachoma		137	0	1262	0

DECLASSIFIED E.O. 12065 SECTION 3-402/NNDG NO. 775 013

WEEKLY REPORT OF COMMUNICABLE DISEASES

Name of Prefecture: Tokyo-to Week Ending: April 8 1950

Name of diseases	Name of cases in the week		Deaths	Cumulated No. from 1st January	
	Suspect	Confirmed		Cases	Deaths
Dysentery Bac.	2	11	{S 2 C 1	{S 35 C 184	{S 2 C 22
Dysentery Amb.		0	0	6	0
Ekiri		7	5	73	46
Typhoid		14	2	168	24
Para-typhoid		3	0	57	1
Scarlet Fever		23	0	290	0
Dyphtheria		9	3	258	28
Meningitis Menig.		4	0	69	14
Small-pox		0	0	0	0
Cholera		0	0	0	0
Typhus	0	2	{S 0 C 0	{S 0 C 222	{S 0 C 19
J.B. encephalitis		0	0	0	0
Malaria		0	0	15	1
Poliomyelitis		2	5	39	16
Measles		48	1	452	22
Whooping Cough		165	9	3153	245
Influenza		0	2	357	32
Pneumonia		109	77	2990	1916
Yellow Fever		0	0	0	0
Tetanus		1	0	15	13
Anthrax		0	0	0	0
Rabies		0	0	1	1
Tuberculosis		952	222	11621	3133
Gonorrhea		333		3731	
Syphilis		150	unreported	1871	unreported
Chancroid		30		380	
Leprosy		0	0	12	1
Trachoma		98	0	1125	0

DECLASSIFIED E.O. 12065 SECTION 3-402/NNDG NO. 775 013

WEEKLY REPORT OF COMMUNICABLE DISEASES

4/7/9

Name of Prefecture: Tokyo-to Week Ending March 25

Name of diseases	Name of cases in the week		Deaths	Cumulated No. from 1st January	
	Suspect	Confirmed		Cases	Death
Dysentery Bac.	0	14	{S 0 {C 2	{S 30 {C 156	{S 2 {C 19
Dysentery Amb.		0	0	5	0
Ekiri		6	3	61	37
Typhoid		12	0	149	22
Para-typhoid		1	0	52	1
Scarlet Fever		10	0	252	0
Dyphtheria		15	0	236	22
Meningitis Meais.		3	2	61	13
Small-pox		0	0	0	0
Cholera		0	0	0	0
Typhus	4	0	{S 0 {C 1	{S 13 {C 206	{S 0 {C 19
J.B. encephalitis		0	0	0	0
Malaria		1	1	15	1
Poliomyelitis		0	1	37	10
Measles		46	2	364	16
Whooping Cough		174	14	2793	218
Influenza		2	0	357	30
Pneumonia		158	88	2727	1724
Yellow Fever		0	0	0	0
Tetanus		0	0	12	13
Anthrax		0	0	0	0
Rabies		0	0	1	1
Tuberculosis		1002	192	9599	2602
Conorrhea		236		3106	
Syphilis		102	unreported	1568	unreported
Chancroid		33		336	
Leprosy		1	0	11	1
Trachoma		139	0	909	0

DECLASSIFIED E.O. 12065 SECTION 3-402/NNDG NO. 775 013

WEEKLY REPORT OF COMMUNICABLE DISEASES

Name of Prefecture: Tokyo-to Week Ending April 1

Name of diseases	Name of cases in the week		Deaths	Cumulated No. from 1st January	
	Suspect	Confirmed			
Dysentery Bac.	3	17	{S 0 C 2	{S 33 C 173	{S 2 C 21
Dysentery Amb.		1	0	6	0
Ekiri		5	4	66	41
Typhoid		5	0	154	22
Para-typhoid		2	0	54	1
Scarlet Fever		15	0	267	0
Dyphtheria		13	3	249	25
Meningitis Measis.		4	1	65	14
Small-pox		0	0	0	0
Cholera		0	0	0	0
Typhus	3	1	{S 0 C 0	{S 5 C 216	{S 0 C 19
J.B. encephelitis		0	0	0	0
Malaria		0	0	15	1
Poliomyelitis		0	1	37	11
Measles		40	5	404	21
Whooping Cough		195	18	2988	236
Influenza		0	0	357	30
Pneumonia		154	115	2981	1839
Yellow Fever		0	0	0	0
Tetanus		2	0	14	13
Anthrax		0	0	0	0
Rabies		0	0	1	1
Tuberculosis		1070	309	10869	2911
Gonorrhea		292		3398	
Syphilis		155	unreported	1723	unreported
Chancroid		14		350	
Leprosy		1	0	12	1
Trachoma		118	0	1027	0

WEEKLY REPORT OF COMMUNICABLE DISEASES

Name of Prefecture: Tokyo-to Week Ending March 18

Name of diseases	Name of cases in the week		Deaths	Cumulated No. from 1st January	
	Suspect	Confirmed		Cases	Deaths
Dysentery Bac.	3	10	S 0 C 2	S 30 C 142	S 2 C 17
Dysentery Amb.		0	0	5	0
Ekiri		5	2	56	33
Typhoid		9	2	136	23
Para-typhoid		1	0	51	1
Scarlet Fever		14	0	242	0
Dyphtheria		17	0	221	22
Meningitis Measig.		9	1	58	11
Small-pox		0	0	0	0
Cholera		0	0	0	0
Typhus	12	3	S 0 C 2	S 13 C 205	S 0 C 18
J.B. encephelitis		0	0	0	0
Malaria		3	0	14	0
Poliomyelitis		4	1	37	9
Measles		26	3	318	14
Whooping Cough		212	15	2619	204
Influenza		3	0	355	30
Pneumonia		179	101	2569	1636
Yellow Fever		0	0	0	0
Tetanus		1	2	12	13

DECLASSIFIED E.O. 12065 SECTION 3-402/NNDG NO. 77 5 013

Scarlet Fever		14	0	242	0
Dyphtheria		17	0	221	22
Meningitis Mesig.		9	1	58	11
Small-pox		0	0	0	0
Cholera		0	0	0	0
Typhus	12	3	{S 0 {C 2	{S 13 {C 205	{S 0 {C 18
J.B. encephalitis		0	0	0	0
Malaria		3	0	14	0
Poliomyelitis		4	1	37	9
Measles		26	3	318	14
Whooping Cough		212	15	2619	204
Influenza		3	0	355	30
Pneumonia		179	101	2569	1636
Yellow Fever		0	0	0	0
Tetanus		1	2	12	13
Anthrax		0	0	0	0
Rabies		0	0	1	1
Tuberculosis		1001	216	8597	2410
Gonorrhea		272		2870	
Syphilis		148	unreported	1466	unreported
Chancroid		28		303	
Leprosy		1	0	10	1
Trachoma		72	0	770	0

DECLASSIFIED E.O. 12065 SECTION 3-402/NNDG NO. 773013

DECLASSIFIED E.O. 12065 SECTION 3-402/NNDG NO. 743013

21/3

WEEKLY REPORT OF COMMUNICABLE DISEASES

Name of Prefecture: Tokyo-to Week Ending March 11 1950

Name of diseases	Name of cases in the week		Deaths	Cumulated No. from 1st January	
	Suspect	Confirmed		Cases	Deaths
Dysentery Bac.	2	9	{S 1 {C 1	{S 27 {C 132	{S 2 {C 15
Dysentery Amb.		0	0	5	0
Ekiri		4	1	51	31
Typhoid		(12)	1	127	21,
Para-typhoid		4	0	50	1
Scarlet Fever		9	0	228	0
Dyphtheria		15	2	204	22
Meningitis Mening.		7	2	49	10
Small-pox		0	0	0	0
Cholera		0	0	0	0
Typhus	9	1	{S 0 {C 1	{S 10 {C 200	{S 0 {C 16
J.B. encephelitis		0	0	0	0
Malaria		3	0	11	0
Poliomyelitis		6	1	33	8
Measles		34	0	292	11
Whooping Cough		227	21	(2407	189

Scarlet Fever		9	0	228	0
Dyphtheria		15	2	204	22
Meningitis Mening.		7	2	49	10
Small-pox		0	0	0	0
Cholera		0	0	0	0
Typhus	9	1	S 0 C 1	S 10 C 200	S 0 C 16
J.B. encephalitis		0	0	0	0
Malaria		3	0	11	0
Poliomyelitis		6	1	33	8
Measles		34	0	292	11
Whooping Cough		227	21	2407	189
Influenza		65	4	352	30
Pneumonia		182	143	2390	1535
Yellow Fever		0	0	0	0
Tetanus		1	2	11	11
Anthrax		0	0	0	0
Rabies		0	0	1	1
Tuberculosis		857	217	7596	2194
Conorrhea		295	0 -	2598	- 0
Syphilis		144	0 -	1318	- 0
Chancroid		43	0 -	275	- 0
Leprosy		1	0	9	1
Trachoma		69	0	698	0

DECLASSIFIED E.O. 12065 SECTION 3-402/NNDG NO. 773 013

DECLASSIFIED E.O. 12065 SECTION 3-402/NNDG NO. 773013

WEEKLY REPORT OF COMMUNICABLE DISEASES

Name of Prefecture: Tokyo-to Week Ending March 4th. 1950

Name of diseases	Name of cases in the week		Deaths	Cumulated No. from 1st January	
	Suspect	Confirmed		Cases	Death
Dysentery Bac.	1	17	S. 0 C. 2	S. 25 C. 125	S. 1 C. 14
Dysentery Amb.		1	0	5	0
Ekiri		3	2	47	30
Typhoid		6	0	115	20
Para-typhoid		2	0	46	1
Scarlet Fever		19	0	219	0
Dyphtheria		9	2	189	20
Meningitis Measis.		4	2	42	8
Small-pox		0	0	0	0
Cholera		0	0	0	0
Typhus	5	3	S. 0 C. 1	S. 11 C. 193	S. 0 C. 15
J.B. encephalitis		0	0	0	0
Malaria		0	0	8	0
Poliomyelitis		2	1	27	7
Measles		35	1	258	11

Scarlet Fever		19	0	219	0
Dyphtheria		9	2	189	20
Meningitis Meaig.		4	2	42	8
Small-pox		0	0	0	0
Cholera		0	0	0	0
Typhus	5	3	S. 0 C. 1	S. 11 C. 193	S. 0 C. 15
J.B. encephalitis		0	0	0	0
Malaria		0	0	8	0
Poliomyelitis		2	1	27	7
Meesles		35	1	258	11
Whooping Cough		235	21	2,180	168
Influenza		13	8	287	26
Pneumonia		161	138	2,208	1,392
Yellow Fever		0	0	0	0
Tetanus		1	0	10	9
Anthrax		0	0	0	0
Rabies		1	1	1	1
Tuberculosis		715	238	6,739	1,977
Conorrhea		264	0	2,303	0
Syphilis		167	0	1,174	0
Chancroid		25	0	232	0
Leprosy		1	0	8	1
Trachoma		86	0	629	0

DECLASSIFIED E.O. 12065 SECTION 3-402/NNDG NO. 775013

DECLASSIFIED E.O. 12065 SECTION 3-402/NNDG NO. 775 013

WEEKLY REPORT OF COMMUNICABLE DISEASES

Name of Prefecture: Tokyo-to Week Ending: Feb., 25 1950

Name of diseases	Name of cases in the week		Deaths	Cumulated No. from 1st January	
	Suspect	Confirmed		Cases	Deaths
Dysentery Bac.	4	10	S 0 C 2	S 24 C 106	S 1 C 12
Dysentery Amb.		1	0	4	0
Ekiri		4	5	44	28
Typhoid		7	3	109	20
Para-typhoid		3	0	44	1
Scarlet Fever		24	0	200	0
Dyphtheria		19	4	180	18
Meningitis Mening.		3	1	38	6
Small-pox		0	0	0	0
Cholera		0	0	0	0
Typhus	11	5	S 0 C 1	S 56 C 1587	S 0 C 14
J.B. encephalitis		0	0	0	0
Malaria		0	0	8	0
Poliomyelitis		3	1	25	6
Measles		32	3	223	10
Whooping Cough		272	22	1945	147
Influenza		27	3	274	18
Pneumonia		222	157	2047	1254
Yellow Fever		0	0	0	0
Tetanus		0	2	9	9
Anthrax		0	0	0	0
Rabies		0	0	0	0
Tuberculosis		1072	262	6024	173[illegible]
Gonorrhea		268	0	2039	0
Syphilis		129	0	1007	0
Chancroid		18	0	207	0
Leprosy		2	0	7	1
Trachoma		114	0	543	0

DECLASSIFIED E.O. 12065 SECTION 3-402/NNDG NO. 775 013

P-H

20 Feb. 1950

Report on Anti-Typhus Campaign

Mr. Toyokawa, Tokyo To Information

1. New patients are decreasing in number in Tokyo, 5 on 18 Feb. and 1 on 19 Feb.

2. Tokyo To made contracts with street broadcasting companies to make anti-typhus announcements at 42 gathering places in Tokyo from 19 Feb. thru 28 Feb.

3. 18 movie houses on 17 Feb. and 30 movie houses on 18 Feb. launched showing of slide films on the subject.

4. A news-car borrowed from Metropolitan Fire Board is making itinerary trips around Tokyo downtown ~~starting~~ start 1 o'clock 17 Feb.

5. It will be a week before handbills on this subject are printed and distributed to citizens.

WAS C1

Received by Kyozo

DECLASSIFIED E.O. 12065 SECTION 3-402/NNDG NO. 775 013

APO

Feb. 18th, 1950

To: Sanitary Section,
Tokyo Metropolitan Office.

Request for Vaccine for Anti-Typhus Fever be given to our personnel working in our organization. Because they are daily contacted with American personnel.

No. of Employee: 100

Organization : Headquarter Eighth Army
ACE Garage No.193-C

Loy K. Heard

Loy K. Heard - Manager
ACE Garage No.193-C

(100人分)

DECLASSIFIED E.O. 12065 SECTION 3-402/NNDG NO. 775 013

WEEKLY REPORT OF COMMUNICABLE DISEASE

Name of Prefecture: Tokyo-to Week Ending Feb. 18 1950

Name of diseases	Name of cases in the week		Deaths	Cumulated No. from 1st January	
	Suspect	Confirmed		Cases	Deaths
Dysentery Bac.	3	10	{S 0 {C 2	{S 20 {C 96	{S 1 {C 10
Dysentery Amb.		0	0	3	0
Ekiri		4	4	40	23
Typhoid		9	4	102	17
Para-typhoid		4	0	39	3
Scarlet Fever		17	0	175	1
Dyphtheria		22	1	160	15
Meningitis Mening.		4	0	35	5
Small-pox		0	0	0	0
Cholera		0	0	0	0
Typhus	57	48	{S 0 {C 3	{S 82 {C 124	{S 0 {C 13
J.B. encephalitis		0	0	0	0
Malaria		2	0	8	0
Poliomyelitis		0	0	22	5
Measles		32	3	191	7
Whooping Cough		253	27	1673	125
Influenza		73	9	247	15
Pneumonia		218	165	1825	1097
Yellow Fever		0	0	0	0
Tetanus		0	0	9	7
Anthrax		0	0	0	0
Rabies		0	0	0	0
Tuberculosis		785	231	4952	1477
Gonorrhea		257	0	1771	0
Syphilis		135	0	878	0
Chancroid		32	0	189	0
Leprosy		2	0	5	1
Trachoma		91	0	429	0

DECLASSIFIED E.O. 12065 SECTION 3-402/NNDG NO. 775 013

9 February 1950

1. There is hospitalized at Tokyo General Hospital Annex an Air Force enlisted man, Augustine F. Higdon, home station - Misawa AB. The diagnosis of typhus fever, either murine or epidemic, is being entertained in this case.

2. Epidemiological data pertinent to this case available at this time are as follows:

Higdon, in the presence of two other enlisted men, visited Tachikawa during the weekend of 21 January and with three Japanese girls spent several hours in a Japanese house. They proceeded to Tokorogawa and picked up three more Japanese girls and spent some time in another Japanese house. There is some suggestion that more time was spent with the girls in the house in Tachikawa than at Tokorogawa. PFC Meghee, Johnson AFB, believes that he can identify the general area visited in Tachikawa and the exact location of the house in Tokorogawa. Meghee can be contacted and would be available for assistance through Lt. Colonel Carl Darnell, the Surgeon, Johnson AB, or one of his assistants, Lt. Colonel Harney or Capt. Turnipseed. PFC William Martin from FEAMCOM can identify the house in Tachikawa and may be reached through Lt. Colonel Herman L. Foster, 376th Station Hospital, Tachikawa. Further information concerning possible Japanese sources of infection will be provided if it becomes available.

ARTHUR P. LONG
Lt. Colonel MC
Preventive Medicine Consultant

DECLASSIFIED E.O. 12065 SECTION 3-402/NNDG NO. 775 013

arm

To the dock areas of Yokohama port.

The japanese officials presenting this letter are representatives of the Kanagawa Public Health Department and are to be granted permission to enter the dock areas for the purpose of immunizing and dusting japanese laborers against typhus.

Dr. Anna H. Manitoff
Chief Public Health Officer,
Kanto Civil Affairs Region.

17 Feb. 1950

Number of people to enter Dock Names

DECLASSIFIED E.O. 12065 SECTION 3-402/NNDG NO. 775 013

15 February 1950

MEMO: From City Office to Dr. Manitoff

5,000 gallons DDT oil
100 gallons Lysol (2%)

Railroads, buses, bath houses, theatres, movie houses

Cost of ¥2,000,000 Distribution and spraying one week.

Health center will conduct and supervise spraying.

Requested ¥8,000,000 for three more times.

Broadcasting

Radio Tokyo - broadcasting several times per day. 30 minute talk by Ministry level written, etc. once in 2 hours.

Distribution of 30,000 posters. Each Ku office station, police box.

Distribution of slide for theatres and movies houses, prepared by Ministry - also broadcast at same time.

Street broadcasting company contracted - once every hour - five places in Tokyo.

Railroad - broadcast in each station. Five or six times per day.

Kose Kai Kan taken off quanrantine. Period up.

DECLASSIFIED E.O. 12065 SECTION 3-402/NNDG NO. 775013

WEEKLY REPORT OF COMMUNICABLE DISEASES

Name of Prefecture: Tokyo-to Week Ending Feb. 11

Name of diseases	Name of cases in the week		Deaths	Cumulated No. from 1st January	
	Suspect	Confirmed		Cases	Deaths
Dysentery Bac.	2	25	{S 1 C 3	{S 17 C 96	{S 1 C 8
Dysentery Amb.		1	0	3	0
Tkiri		8	4	36	19
Typhoid		9	1	93	13
Para-typhoid		8	0	35	3
Scarlet Fever		23	0	158	1
Dyphtheria		18	4	138	14
Meningitis Mesin.		8	0	31	5
Small-pox		0	0	0	0
Cholera		0	0	0	0
Typhus	70	46	{S 1 C 5	{S 172 C 76	{S 2 C 10
J.B. encephelitis		0	0	0	0
Malaria		0	0	6	0
Poliomyelitis		3	1	22	5
Measles		36	0	159	4
Whooping Cough		278			

Scarlet Fever		23	0	158	1
Dyphtheria		18	4	138	14
Meningitis Menin.		8	0	31	5
Small-pox		0	0	0	0
Cholera		0	0	0	0
Typhus	70	46	{S 1 / C 5}	{S 172 / C 76}	{S 2 / C 10}
J.B. encephalitis		0	0	0	0
Malaria		0	0	6	0
Poliomyelitis		3	1	22	5
Measles		36	0	159	4
Whooping Cough		279	20	1420	98
Influenza		76	3	174	6
Pneumonia		295	151	1607	932
Yellow Fever		0	0	0	0
Tetanus		1	1	9	7
Anthrax		0	0	0	0
Rabies		0	0	0	0
Tuberculosis		759	~~127~~ 177	4167	1246
Gonorrhea		294	0	1517	0
Syphilis		126	0	743	0
Chancroid		33	0	157	0
Leprosy		1	0	3	1
Trachoma		84	0	338	0

DECLASSIFIED E.O. 12065 SECTION 3-402/NNDG NO. 773013

DECLASSIFIED E.O. 12065 SECTION 3-402/NNDG NO. 775 013

Army
WE

9 February 1950

1. There is hospitalized at Tokyo General Hospital Annex an Air Force enlisted man, Augustine F. Higdon, home station - Misawa AB. The diagnosis of typhus fever, either murine or epidemic, is being entertained in this case.

2. Epidemiological data pertinent to this case available at this time are as follows:

Higdon, in the presence of two other enlisted men, visited Tachikawa during the weekend of 21 January and with three Japanese girls spent several hours in a Japanese house. They proceeded to Tokorogawa and picked up three more Japanese girls and spent some time in another Japanese house. There is some suggestion that more time was spent with the girls in the house in Tachikawa than at Tokorogawa. PFC Meghee, Johnson AFB, believes that he can identify the general area visited in Tachikawa and the exact location of the house in Tokorogawa. Meghee can be contacted and would be available for assistance through Lt. Colonel Carl Darnell, the Surgeon, Johnson AB, or one of his assistants, Lt. Colonel Harney or Capt. Turnipseed. PFC William Martin from FEAMCOM can identify the house in Tachikawa and may be reached through Lt. Colonel Herman L. Foster, 376th Station Hospital, Tachikawa. Further information concerning possible Japanese sources of infection will be provided if it becomes available.

ARTHUR P. LONG
Lt. Colonel MC
Preventive Medicine Consultant

copy

DECLASSIFIED E.O. 12065 SECTION 3-402/NNDG NO. 713013

WEEKLY REPORT OF COMMUNICABLE DISEASES

Name of Prefecture: Tokyo-to Week Ending Feb. 4

Name of diseases	Name of cases in the week		Deaths	Cumulated No. from 1st January	
	Suspect	Confirmed		Cases	Deaths
Dysentery Bac.	1	16	{S 0 C 0}	{S 15 C 61}	{S 0 C 5}
Dysentery Amb.		1	0	2	0
Ekiri		4	4	28	15
Typhoid		11	2	84	12
Para-typhoid		5	0	27	3
Scarlet Fever		23	0	135	1
Dyphtheria		36	2	120	10
Meningitis Meningo.		2	1	23	5
Small-pox		0	0	0	0
Cholera		0	0	0	0
Typhus	52	14	{S 0 C 4}	{S 103 C 30}	{S 1 C 5}
J.B. encephalitis	0	0	0	0	0
Malaria		1	0	6	0
Poliomyelitis		1	1	19	4
Measles		41	1	123	4
Whooping Cough		304	20	1141	78
Influenza		80	1	98	3

Scarlet Fever		23	0	135	1
Dyphtheria		36	2	120	10
Meningitis Mening.		2	1	23	5
Small-pox		0	0	0	0
Cholera		0	0	0	0
Typhus	52	14	{c 4	{c 103 30	{c 1 5
J.B. encephalitis	0	0	0	0	0
Malaria		1	0	6	0
Poliomyelitis		1	1	19	4
Measles		41	1	123	4
Whooping Cough		304	20	1141	78
Influenza		80	1	98	3
Pneumonia		243	163	1312	781
Yellow Fever		0	0	0	0
Tetanus		0	0	8	6
Anthrax		0	0	0	0
Rabies		0	0	0	0
Tuberculosis		860	276	3408	1069
Gonorrhea		212	0	1223	0
Syphilis		143	0	617	0
Chancroid		22	0	124	0
Leprosy		0	1	2	1
Trachoma		51	0	254	0

DECLASSIFIED E.O. 12065 SECTION 3-402/NNDG NO. 773013

DECLASSIFIED E.O. 12065 SECTION 3-402/NNDG NO. 775013

WEEKLY REPORT OF COMMUNICABLE DISEASES

Name of Prefecture: Tokyo-to Week Ending Jan. 28 4

Name of diseases	Name of cases in the week		Deaths	Cumulated No. from 1st January	
	Suspect	Confirmed		Cases	Deaths
Dysentery Bac.	3	13	{S 2	{S 14	{S 0
			{C 0	{C 45	{C 5
Dysentery Amb.		1	0	1	0
Ekiri		8	4	24	11
Typhoid		14	3	73	10
Para-typhoid		2	3	22	3
Scarlet Fever		33	1	112	1
Dyphtheria		18	4	84	8
Meningitis Mening.		5	0	21	4
Small-pox		0	0	0	0
Cholera		0	0	0	0
Typhus	33	15	{S 1	{S 42	{S 1
			{C 1	{C 16	{C 1
J.B. encephelitis		0	0	0	0
Malaria		4	0	5	0
Poliomyelitis		6	1	18	3
Measles		24	2	82	3

Dyphtheria		18	4	84	8
Meningitis Meningg.		5	0	21	4
Small-pox		0	0	0	0
Cholera		0	0	0	0
Typhus	33	15	{S 1 C 1	{S 42 C 16	{S 1 C 1
J.B. encephalitis		0	0	0	0
Malaria		4	0	5	0
Poliomyelitis		6	1	18	3
Measles		24	2	82	3
Whooping Cough		261	18	837	58
Influenza		14	0	18	2
Pneumonia		262	152	1069	618
Yellow Fever		0	0	0	0
Tetanus		1	0	8	6
Anthrax		0	0	0	0
Rabies		0	0	0	0
Tuberculosis		746	199	2548	793
Gonorrhea		313	0	1011	0
Syphilis		181	0	474	0
Chancroid		30	0	102	0
Leprosy		0	0	2	0
Trachoma		51	0	203	0

DECLASSIFIED E.O. 12065 SECTION 3-402/NNDG NO. 773013

DECLASSIFIED E.O. 12065 SECTION 3-402/NNDG NO. 775 013

For Col. Pfc Quinsthead

HEAD OFFICE
TOKYO RAILWAY DIVISION
J. N. R.

No.

TOKYO, 26 Jan. 1950

SUBJECT: Measure Taken Against Eruption Typhus Occurred Near Ueno Station

TO : Maj. Manitoff,
Chief of Public Health Sec. Civil Affairs Div.
of Kanto Region

As there have broken out several cases of eruption typhus the cause of which is supposed to have come from the North-Eastern Districts, at the Subway of Ueno Station and vicinity, we took the precautionary measures as urgent demand as follows. We hope your inspection of the spot and advice, if circumstances would admit of your or some staff's going there.

1. Preventive Injection for Eruption Typhus

   A. We gave the preventive injection to all the railway employees working at Ueno Station and expect to give all of those that are working in its vicinity.

   B. The schedule is planned to give the preventive injection to all the employees in contact with passengers (conductors, ticket-collectors, ticket-sellers, etc.) under the jurisdiction of Tokyo Railway Division.

2. Disinfection of Cars and Railway Dormitories, Resting-places, Platforms Where the Case Broke Out, with D.D.T. Ointment and D.D.T. Powder.

   A. Car disinfection is usually carried out once a month, but the extraordinary disinfection of all the cars will urgently be enforced in view of the case.

   B. A disinfecting corps will be formed and disinfect first the railway dormitories and stations where the case broke out and then those of its neighboring areas.

3. Regarding the result of the plan, we will inform you of it as soon as it is ascertained.

K. Kurokawa
KIYOSHI KUROKAWA
Chf. Health Sec. Gen. Aff. Dept.
Tokyo Railway Division

DECLASSIFIED E.O. 12065 SECTION 3-402/NNDG NO. 773013

WEEKLY REPORT OF COMMUNICABLE DISEASES

Name of Prefecture: Tokyo-to Week Ending Jan. 21

Name of diseases	Name of cases in the week		Deaths	Cumulated No. from 1st January	
	Suspect	Confirmed		Cases	Death
Dysentery Bac.	1	4	2	43	3
Dysentery Amb.		0	0	0	0
Ekiri		5	3	16	7
Typhoid		25	3	59	7
Para-typhoid		5	0	20	0
Scarlet Fever		33	0	77	0
Dyphtheria		22	2	66	4
Meningitis Meaig.		3	2	16	4
Small-pox		0	0	0	0
Cholera		0	0	0	0
Typhus	14	0	0	1*	0
J.B. encephalitis		0	0	0	0
Malaria		0	0	1	0
Poliomyelitis		6	0	12	2
Measles		33	1	58	1

Dyphtheria		22	2	66	4
Meningitis Meaig.		3	2	16	4
Small-pox		0	0	0	0
Cholera		0	0	0	0
Typhus	14	0	0	1	0
J.B. encephalitis		0	0	0	0
Malaria		0	0	1	0
Poliomyelitis		6	0	12	2
Measles		33	1	58	1
Whooping Cough		250	11	576	40
Influenza		3	0	4	2
Pneumonia		273	165	807	466
Yellow Fever		0	0	0	0
Tetanus		2	1	7	6
Anthrax		0	0	0	0
Rabies		0	0	0	0
Tuberculosis		808	206	1802	594
Gonorrhea		298	0	698	0
Syphilis		132	0	293	0
Chancroid		24	0	72	0
Leprosy		0	0	2	0
Trachoma		62	0	152	0

9

DECLASSIFIED E.O. 12065 SECTION 3-402/NNDG NO. 775 013

DECLASSIFIED E.O. 12065 SECTION 3-402/NNDG NO. 775013

WEEKLY REPORT OF COMMUNICABLE DISEASES

Name of Prefecture: Tokyo-to Week Ending Jan. 14

Name of diseases	Name of cases in the week		Deaths	Cumulated No. from 1st January	
	Suspect	Confirmed		Cases	Death
Dysentery Bac.	1	9	0	38	1
Dysentery Amb.		0	0	0	0
Ekiri		5	2	11	4
Typhoid		24	0	34	4
Para-typhoid		8	0	15	0
Scarlet Fever		22	0	44	0
Dyphtheria		24	1	44	2
Meningitis Measig.		6	2	13	2
Small-pox		0	0	0	0
Cholera		0	0	0	0
Typhus	4	1	0	1	0
J.B. encephelitis		0	0	0	0
Malaria		0	0	1	0
Poliomyelitis		4	1	6	2
Measles		16	0	25	0
Whooping Cough		215	24	326	29

Scarlet Fever		22	0	44	0
Dyphtheria		24	1	44	2
Meningitis Meaig.		6	2	13	2
Small-pox		0	0	0	0
Cholera		0	0	0	0
Typhus	4	1	0	1	0
J.B. encephelitis		0	0	0	0
Malaria		0	0	1	0
Poliomyelitis		4	1	6	2
Measles		16	0	25	0
Whooping Cough		215	24	326	29
Influenza		1	2	1	2
Pneumonia		288	180	534	301
Yellow Fever		0	0	0	0
Tetanus		3	4	5	5
Anthrax		0	0	0	0
Rebies		0	0	0	0
Tuberculosis		645	234	994	388
Gonorrhea		276	0	400	0
Syphilis		93	0	161	0
Chancroid		29	0	48	0
Leprosy		1	0	2	0
Trachoma		44	0	90	0

9

DECLASSIFIED E.O. 12065 SECTION 3-402/NNDG NO. 775013

DECLASSIFIED E.O. 12065 SECTION 3-402/NNDG NO. 773013

WEEKLY REPORT OF COMMUNICABLE DISEASES

Name of Prefecture: Tokyo-to Week Ending Jan. 7

Name of diseases	Name of cases in the week		Deaths	Cumulated No. from 1st January	
	Suspect	Confirmed		cases	deaths
Dysentery Bac.	9	19	1	28	1
Dysentery Amb.		0	0	0	0
Ekiri		6	2	6	2
Typhoid		10	4	10	4
Para-typhoid		7	0	7	0
Scarlet Fever		22	0	22	0
Dyphtheria		20	1	20	1
Meningitis Meaig.		7	0	7	0
Small-pox		0	0	0	0
Cholera		0	0	0	0
Typhus		0	0	0	0
J.B. encephalitis		0	0	0	0
Malaria		1	0	1	0
Poliomyelitis		2	1	2	1
Measles		9	0	9	0

Scarlet Fever		22	0	22	0
Dyphtheria		20	1	20	1
Meningitis Meaig.		7	0	7	0
Small-pox		0	0	0	0
Cholera		0	0	0	0
Typhus		0	0	0	0
J.B. encephalitis		0	0	0	0
Malaria		1	0	1	0
Poliomyelitis		2	1	2	1
Measles		9	0	9	0
Whooping Cough		111	5	111	5
Influenza		0	0	0	0
Pneumonia		246	121	246	121
Yellow Fever		0	0	0	0
Tetanus		2	1	2	1
Anthrax		0	0	0	0
Rabies		0	0	0	0
Tuberculosis		349	154	349	154
Gonorrhea		124	0	124	0
Syphilis		68	0	68	0
Chancroid		19	0	19	0
Leprosy		1	0	1	0
Trachoma		46	0	46	0

9

DECLASSIFIED E.O. 12065 SECTION 3-402/NNDG NO. 775013

DECLASSIFIED E.O. 12065 SECTION 3-402/NNDG NO. 775 013

Total hospitalized for Dec. '49
(with totals for Nov. '49 as comparison)

--- for Nov.

--- for Dec.



DECLASSIFIED E.O. 12065 SECTION 3-402/NNDG NO. 775 013

No. of new cases for Dec. '49

(with totals for Nov. '49 and Corresponding period '48 as comparison)

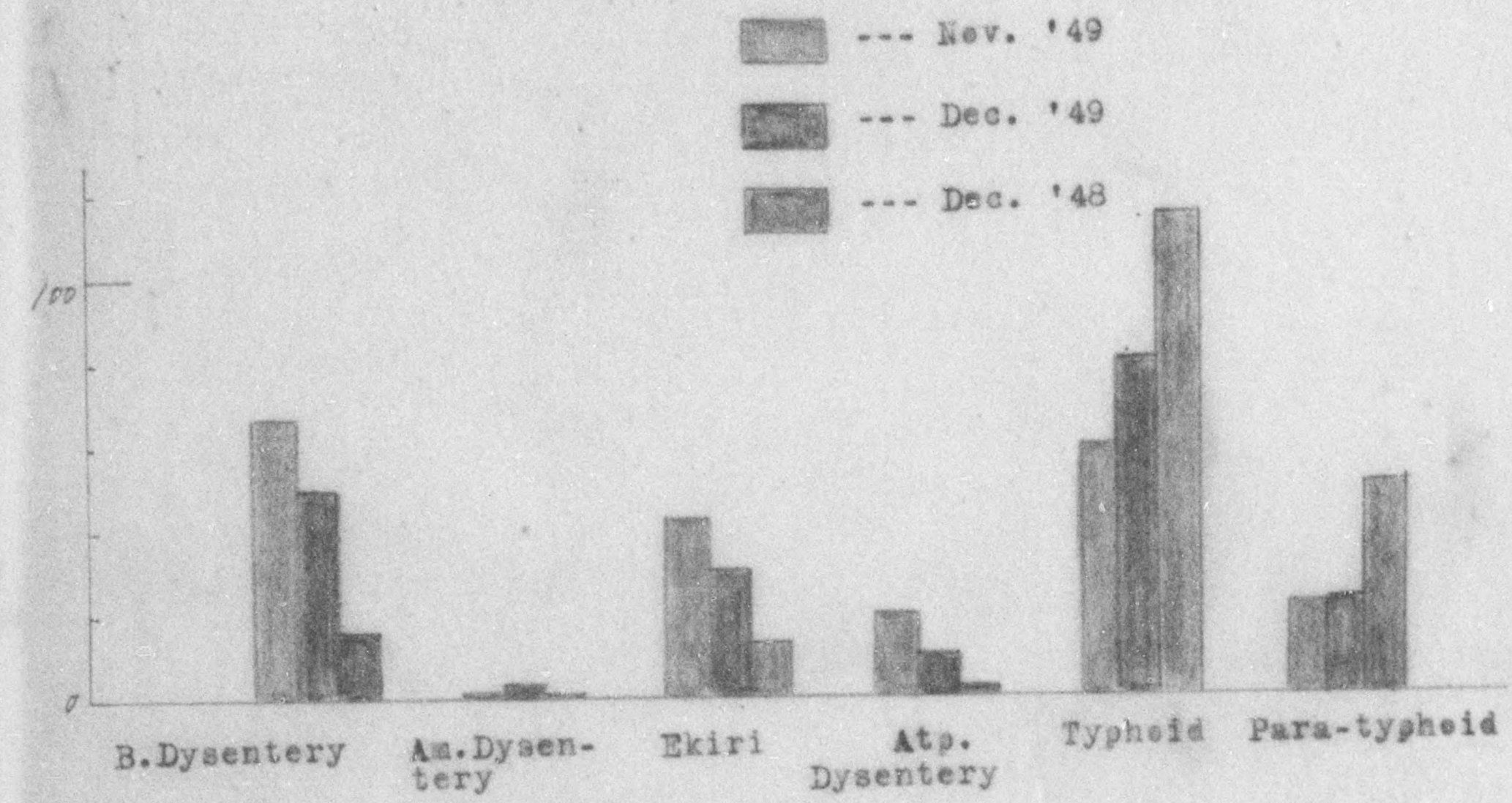



DECLASSIFIED E.O. 12065 SECTION 3-402/NNDG NO. 775 013

No. of new cases for December, '49
(with totals for Nov. '49 as comparison)



DECLASSIFIED E.O. 12065 SECTION 3-402/NNDG NO. 775 013

No. of new cases for Dec. '49
(with totals for Nov. '49 as comparison)

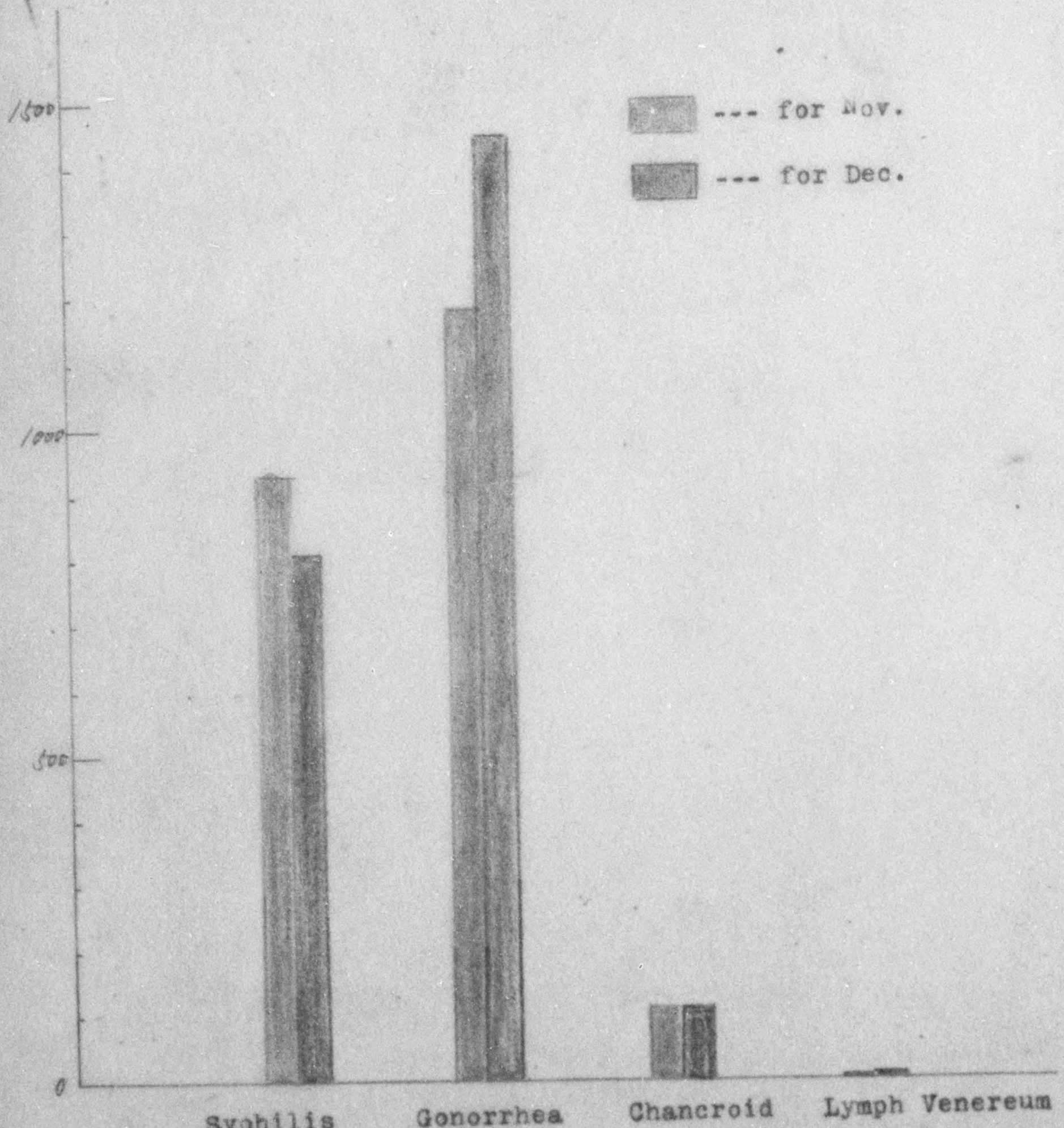

DECLASSIFIED E.O. 12065 SECTION 3-402/NNDG NO. 775 013

(4) Report on new cases and deaths of CD for December, '49
(a) (1--31 December)

Name of disease	Dec. '49 C	Dec. '49 D	Nov. '49 C	Nov. '49 D	Dec. '48 C	Dec. '48 D	Since Jan. '49 C	Since Jan. '49 D	cor. period. '48 C	cor. period. '48 D
B.dysentery	49 (§1)	6	66	10	16	1	1,746	170	623	44
Am.dysentery	3	1	2	--	1	--	75	8	46	7
Atp.dysentery	10	--	19	--	3	--	690	31	176	8
Ekiri	30	14	42	23	13	8	1,547	642	695	280
Cholera	--	--	--	--	--	--	--	--	--	--
Typhoid	80	7	59	7	114	7	875	99	1,266	128
Para-typhoid	23	--	22 (§ 1)	4	50	--	478	15	684	24
Small-pox	--	--	--	--	--	--	3	--	--	--
Typhus	2	--	2	--	10	--	18	1	54	1
Scarlet fever	137	--	98	3	102	--	1,065	12	637	6
Diphtheria	115	9	75	7	131	14	1,033	107	1,039	122
Meningitis	6	2	12	4	16	1	253	72	417	100
Jap.B.encephalitis	--	--	--	--	--	--	218 (incl.3 suspect)	70 (incl.3 suspect)	1,935	514
Sum total	455 (§ 1)	39	397 (§ 1)	58	456	31	8,001	1,227	7,572	1,234

Remarks: Population as of December 1, '49 6,019,633
" " November 1, '49 5,983,144
" " December 1, '48 5,539,279

Note:(§) indicates cases taken in from other prefectures.

Corrections:(1) The number of cases of meningitis for November and the total number thereof since January, '49, reported to be 11 and 444 in the previous month, should have read 12 and 447, respectively.
(2) The number of cases of Ekiri and scarlet-fever for November, reported to be 43 and 94 in the previous month, should have read 42 and 98, respectively.
(3) The total number of cases of meningitis since January reported to be 72 in the previous month should have read 70.

DECLASSIFIED E.O. 12065 SECTION 3-402/NNDG NO. 775 013

(b) (1--31 December)

Name of disease	December, '49		November, '49	
	C	D	C	D
Malaria	R.3 (§ 1)	---	R.5	P.1
Dengue fever	---	---	---	---
Syphilis	805		930	
Genorrhea	1,446		1,183	
Chancroid	110		110	
Lymphegranuloma Venereum	4		1	
Schistosomiasis	---	---	---	---
Poliomyelitis	15 (§ 3)	2	25 (§ 4)	2
Infectious diarrhea	---	---	6	---
Elephantiasis	---	---	---	---
Sum total	2,383 (§ 4)	2	2,260 (§ 4)	3

DECLASSIFIED E.O. 12065 SECTION 3-402/NNDG NO. 775 013

(c) (1--31 December)

Name of disease	December, '49		November, '49	
	C	D	C	D
Measles	35	4	25	3
Whooping-cough	967 (§ 9)	51	605 (§ 12)	35
Influenza	4	2	1	1
Yellow fever	---	---	---	---
Tetanus	15 (§ 3)	5	5	7
Puerperal fever	1	---	2	---
Pneumonia	984 (§ 9)	398	451	274
Rabies	---	---	1 (§ 1)	1
Anthrax	---	---	---	---
Glanders	---	---	---	---
Tuberculosis	3,685 (§ 357)	736	3,782 (§ 277)	879
Lepresy	1	1	3	---
Trachema	275 (§ 24)	---	292 (§ 42)	---
Sum total	5,967 (§ 402)	1,197	5,147 (§ 332)	1,200

Note: (§) indicates cases taken in from other prefecture.

DECLASSIFIED E.O. 12065 SECTION 3-402/NNDG NO. 775 013

So-called atypical scarlet Fever

Place of outbreak = Tokyo-to 4 Dec-1949

522-3 chome, Futaba-cho, Shinagawa-ku.
(Ebara Health Center District)

Number of Patient = 14

Date of Onset.
No 1 case - 23rd of November.
Last case - 4th of December.

age = from 3 yrs old to 15 yrs old.

Block is consisted from 13 Houses, & cases were reported from 7 Houses, where children are in their families.

Environmental Status.
poor ~~family~~ housing condition, with high humidity & insanitary condition.
There are home garden, cultivate vegetables, around houses

Well. so called closed well, but there are vegetable garden around the well.

Clinical findings
1. Eruption starts at 1st or 2nd day of onset, outlook is very similar to measles
2. Fever. Fever goes up promptly to 39 – 40°C, & decline after 2-3 days.

DECLASSIFIED E.O. 12065 SECTION 3-402/NNDG NO. 775 013

Venereal Diseases Control Division

Report on VD control for November, '49

Classification by item	November	October
(1) No. compulsory examinations:	196	297
Street-walkers	196	297
(2) No. of persons examined:	5,629	5,742
a. 41 health centers	5,395	5,676
b. Hachioji Hospital	234	66
(3) No.of patients reported (41 HC's & others):	2,224	2,203
Syphilis	930	923
Genorrhea	1,183	1,160
Chancroid	110	117
Lymphogranuloma Venereum	1	3
(4) No. of patients as of 1st of month	16	18
No. of patients hospitalized during month	30	225
No. of discharged during month	33	227
No. of remaining as of end of month	13	16
(5) No. of syphilis patients:	930	923
No. of dark-fields done	0	0
No. of positives	0	0
No. of ulcereus	60	52
No. of primary	201	148
No. of secondary (incl. e.l., l.l.)	591	673
No. of tertiary (incl. latest syphilis)	138	102

DECLASSIFIED E.O. 12065 SECTION 3-402/NNDG NO. 775 013

(6) List of hospital and number of VD patients hospitalized during November

Name of VD hospital	Item	Syphilis	Gonorrhea	Chancroid	Totals
Yoshiwara	No. of patients as of Nov.1	3	12	1	16
	No.hospitalized dur. Nov.	3	26	1	30
	No. discharged dur. Nov.	2	29	2	33
	No. remaining as of Nov.30	4	9	0	13
Toyotama	No.of patients as of Nov. 1	0	0	0	0
	No.hospitalized dur. Nov.	0	0	0	0
	No. discharged dur. Nov.	0	0	0	0
	No. remaining as of Nov. 30	0	0	0	0
Totals	No.of patients as of Nov. 1	3	12	1	16
	No. hospitalized dur. Nov.	3	26	1	30
	No. discharged dur. Nov.	2	29	2	33
	No. remaining as of Nov. 30	4	9	0	13

DECLASSIFIED E.O. 12065 SECTION 3-402/NNDG NO. 775 013

Totals hospitalized for Nov. '49
(with totals for Oct. '49 as comparison)

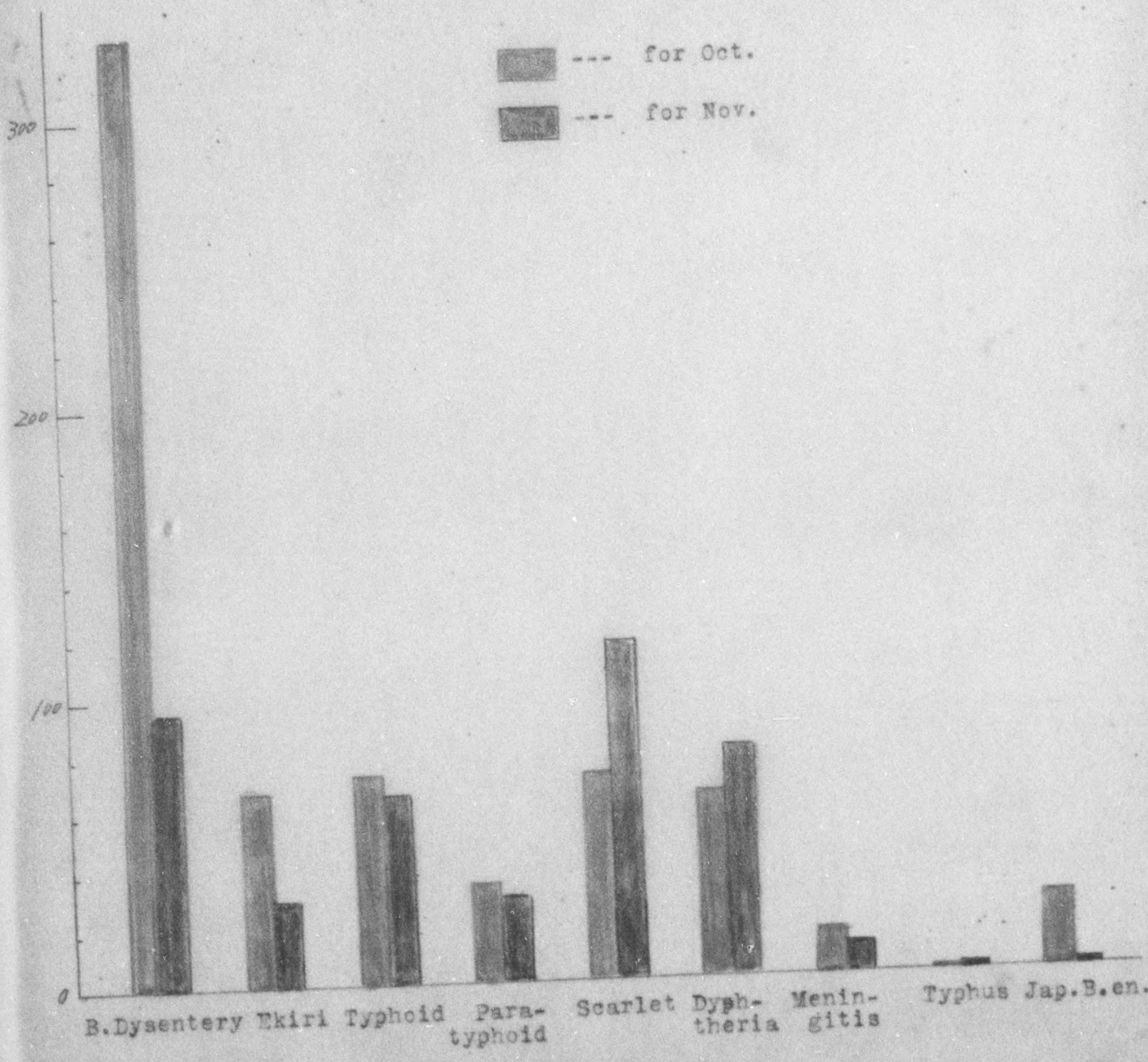

DECLASSIFIED E.O. 12065 SECTION 3-402/NNDG NO. 775 013

No. of new cases for Nov. '49

(with totals for Oct. '49 and corresponding period '48 as comparison)



DECLASSIFIED E.O. 12065 SECTION 3-402/NNDG NO. 775 013

No. of new cases for Nov. '49

(with totals for Oct. '49 as comparison)



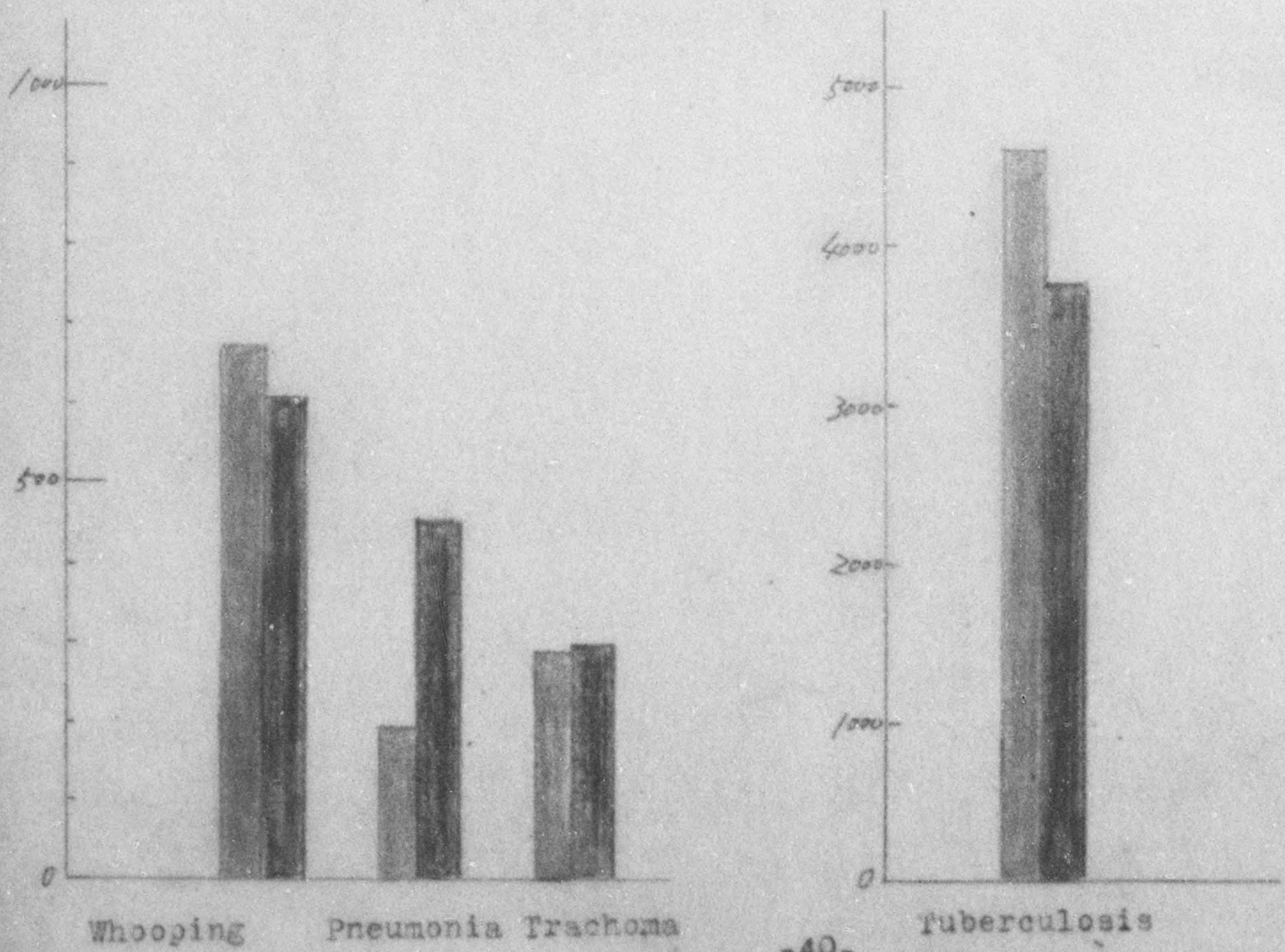

DECLASSIFIED E.O. 12065 SECTION 3-402/NNDG NO. 775 013

No. of new cases for Nov. '49
(with totals for Oct. '49 as comparison)

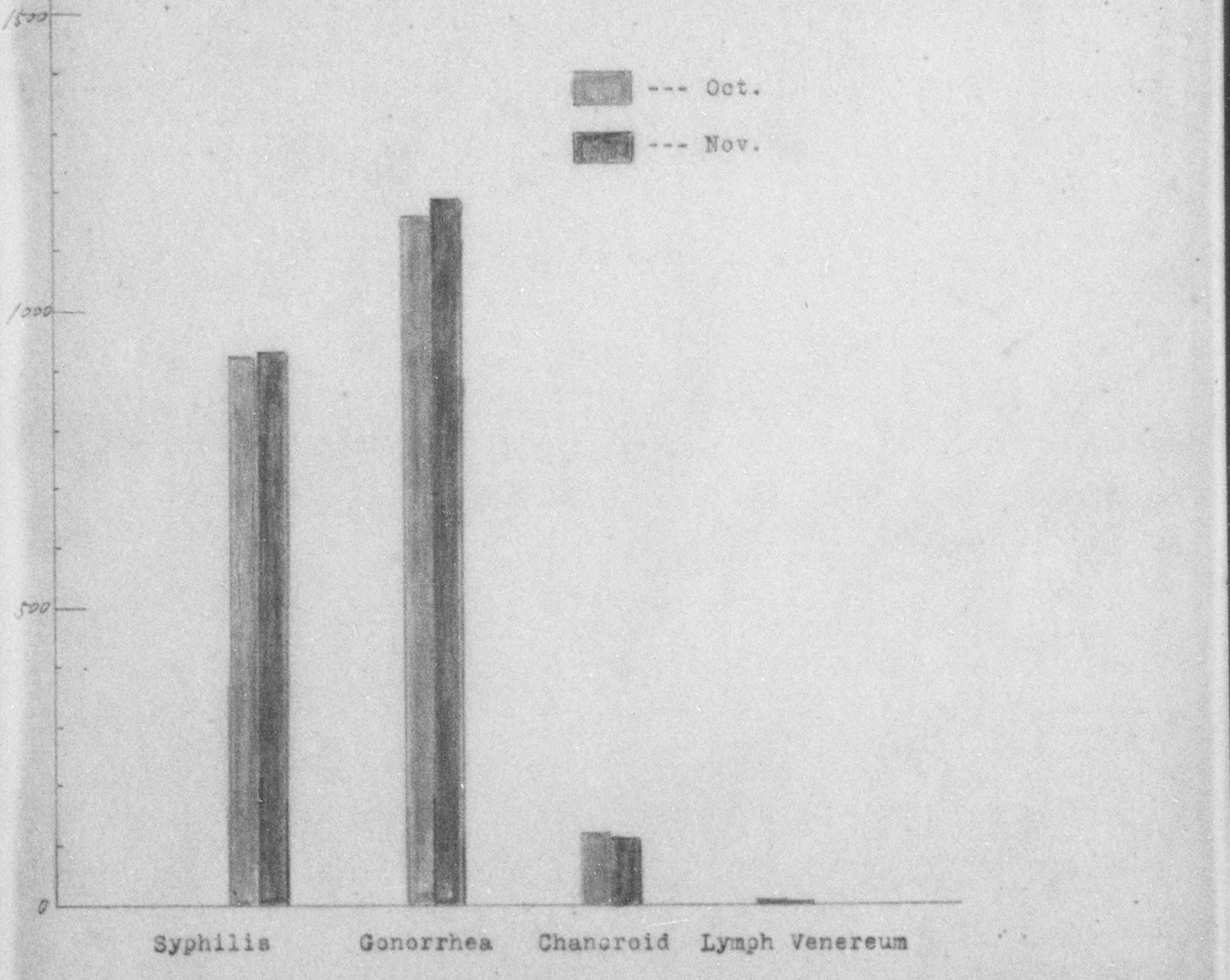

DECLASSIFIED E.O. 12065 SECTION 3-402/NNDG NO. 775 013

Tokyo

(d) The TB Prevention Week campaign was carried out beginning on November 10 for an ensuing week. The results follow:

(1) National radio broadcast: From JOAK every day planned by Welfare Ministry.

(2) Tokyo local radio broadcast: From JOAK every day planned by Tokyo-to.

(3) Posters: Some 10,000 put up throughout Tokyo.

(4) Explanatory posters: Of 42 sets (of 10 posters each) 41 distributed among all health centers, one remaining for central office use.

(5) Street-broadcast: At 23 important places throughout Tokyo every day.

(6) Microphone-auto: Driven throughout Tokyo supported by TB Prevention Association and Mainichi Newspaper Publishing Co.

(7) "Oshirase Shimbun": Notice-boards throughout Tokyo utilized.

(8) Screening of slides: HC's ——→ movie theaters.

(e) The Parasite Diseases P revention Week campaign was carried out beginning on September 26th for a week. The results of the campaign coming under this clumn are as follows:

(1) Distribution of posters and leaflets:

Some 20,000 leaflets prepared by the Parasite Clinic were distributed to the general citizens on the occasion of on-the-street parasite examinations, and at the same time illustrated posters with a heading "Elementary Knowledge of Human P arasites" were put up with the intention of illustrating prevention of the diseases.

DECLASSIFIED E.O. 12065 SECTION 3-402/NNDG NO. 775 013

Posters and leaflets from the Welfare Ministry numbering 2,000 each were distributed among all the health centers, ward offices (including county offices) and schools throughout Tokyo for publicity purposes.

(2) Holding of movie-lecture meetings (throughout the week):

Movie-lecture meetings for the general public were held at the Fuchie Primary School and 6 other places under the joint sponsorship of the Adachi Health Center and the Agricultural Cooperative Association, with 8,630 persons present in total.

(3) Holding of lecture meetings:

HC in charge	Meeting place	Opened for	No. audience
Nakano	Yado Prm. S. & 3 others	Parents & guardians	1,270
Shiba	Shiba HC & 4 others	S.childr.& gen.public	450
Kitatama 2nd	Tamagawa Prm.S. & 4 others	S. children.	5,000
Mukojima	Mukojima Public Hall	Food & drinks dealers	300
Minamitama	Takimura Prm.S. & 4 others	S. childr. & gen.public	1,250
Oji	Toshima Hoikuen	Members of Mothers' Association	50
Nishitama	Tasei Middle S.	Students	300
Akasaka	Akasaka HC	Parents & guardians	30
Setagaya	Meisei Prm. S. & 1 other	Students & gen.public	1,350
Yotsuya	Yotsuya HC & 1 other	Prm.& middle S. health officials	25
Suginami	Suginami HC	" " "	50
Honjo	Honjo HC & 3 others	" " " & food and drinks dealers	1,596

DECLASSIFIED E.O. 12065 SECTION 3-402/NNDG NO. 775 013

HC in charge	Meeting place	Opened for	No. audience
Yodobashi	Okubo Prm.S. & 5 others	S.Children.	745
Itabashi	Kanto Shokuryô Manufactory & 3 others	Food & drinks dealers & general public	950
Nihombashi	Nihombashi Ward Branch Office & 5 others	S.children, students, food & drinks dealers & dep't store employees	14,200
Total			27,566

(f) The Eyesight Protection Days campaign was carried out on October 10th and 11th. The results of the campaign follow:

(1) Street-broadcast:

Publicity was given to trachoma prevention and eyesight protection through 20 broadcasting towers throughout the city area under the management of the Nihon Hôsô Remmei 20 times a day at the rate of 1 minute per broadcast.

(2) Utilization of "Oshirase Shimbun":

An article concerning eyesight protection was carried by the said paper.

(3) Distribution of leaflets:

4,000 leaflets delivered from the Welfare Ministry were distributed among all the health centers and to the Free Charge Ophthalmic Consultation Agencies to be used for educational purposes, and in schools, factories and workshops lecture meetings and round-table conferences were held with school doctors and supervising doctors in charge of public health present as lecturers.

DECLASSIFIED E.O. 12065 SECTION 3-402/NNDG NO. 775 013

(4) Report on new cases and deaths of CD for November, '49
(a) (1--30 November)

Tokyo

Name of disease	Nov. '49		Oct. '49		Nov. '48		Since Jan. '49		cor. period. '48	
	C	D	C	D	C	D	C	D	C	D
B.dysentery	66	10	214	24	22	1	1,697	164	607	43
Am.dysentery	2	--	13	--	4	--	72	7	45	7
Atp.dysentery	19	--	93	8	3		680	31	173	8
Ekiri	43	23	131	77	16	8	1,518	628	682	272
Cholera	--	--	--	--	--	--	--	--	--	--
Typhoid	59	7	80	11	108	8	795	92	1,152	121
Para-typhoid	22 (§ 1)	4	39	1	18	--	455	15	634	24
Small-pox	--	--	--	--	--	--	3	--	--	--
Typhus	2	--	1	--	4	--	16	1	44	1
Scarlet fever	94	3	67	--	93	--	924	12	535	6
Diphtheria	75	7	65	2	118	11	918	98	908	108
Meningitis	11	4	16	3	11	2	244	72	401	99
Jap.B.en.	--	--	20	9	74	61	218 (incl.3 suspect)	70 (incl.3 suspect)	1,935	514
Sum total	393 (§ 1)	58	739	135	471	91	7,540	1,190	7,116	1,203

Remarks: Population as of November 1, '49 5,983,144
" " October 1, '49 5,950,775
" " November 1, '48 5,501,378

Note: (§) indicates cases taken in from other prefectures.

Corrections: (1) The number of cases of miningitis for October should have read 16, not 14.
(2) The number of cases and deaths of Jap. B. encephalitis for September should have read 179 and 54, both including 2 suspects, respectively.

DECLASSIFIED E.O. 12065 SECTION 3-402/NNDG NO. 775 013

(b) (1--30 November)

Name of disease	November, '49		October, '49	
	C	D	C	D
Malaria	R.5	P.1	R.4	---
Dengue fever	---	---	---	---
Syphilis	930		923	
Gonorrhea	1,183		1,160	
Chancroid	110		117	
Lymphogranuloma Venereum	1		3	
Schistosomiasis	---	---	---	---
Tsutsugamushi fever	---	---	---	---
Poliomyelitis	25 (§ 4)	2	33 (§ 6)	4
Infectious diarrhea	6	---	---	---
Elephantiasis	---	---	---	---
Sum total	2,260 (§ 4)	3	2,240 (§ 6)	4

Note : (§) indicates cases taken in from other prefectures.

DECLASSIFIED E.O. 12065 SECTION 3-402/NNDG NO. 775 013

(c) (1--30 November)

Name of disease	November, '49		October, '49	
	C	D	C	D
Measles	25	3	15	8
Whooping-cough	605 (§ 12)	35	678 (§11)	30
Influenza	1	1	---	---
Yellow fever	---	---	---	---
Tetanus	5	7	8	8
Puerperal fever	2	---	---	---
Pneumonia	451	274	188 (§ 4)	146
Rabies	1 (§ 1)	1	4 (§ 2)	5
Anthrax	---	---	---	---
Glanders	---	---	---	---
Tuberculosis	3,762 (§ 277)	879	4,616 (§ 323)	906
Leprosy	3	---	2	---
Trachoma	292 (§ 42)	---	289 (§ 28)	---
Sum total	5,147 (§ 332)	1,200	5,800 (§ 368)	1,103

Note: (§) indicates cases taken in from other prefectures.

DECLASSIFIED E.O. 12065 SECTION 3-402/NNDG NO. 775 013

k. Changes of personnel in HC

Pharmacist	2 decreased
PH nurse	2 increased
Sanitary inspecter	3 increased
X-ray technician	2 decreased
Statistician	1 increased
CDC official	2 increased
Clerk	6 decreased
Assistant clerk	4 increased

l. No. TB patients taken care of by HC's to be hospitalized

No. hospitalized	144 (171)
No. under procedure to be hospitalized	205 (205)

m. No. cases of health consultation on TB and others

Name of clinics	No. consultation given	No. required treatment or guidance	No. mass examination given	No. required treatment or guidance
Tuberculosis	21,289	6,375	18,710	1,145
Venereal diseases	5,656	3,045	1,006	18
Dental	560	433	3,202	2,983
Mater- Pre. post-natal	5,004	1,437	28	
nal & child Child & infant	9,936	4,723	58,903	7,515
Nutrition	13,023	1,716	1,413	394
Communicable diseases	18			
Others	3,948	1,283	3,638	1,535
Totals	59,434	19,012	86,900	13,590

DECLASSIFIED E.O. 12065 SECTION 3-402/NNDG NO. 775 013

e. VD

No. patients receiving examinations 5,395 (5,676)

voluntary 5,355 (5,618) positive 972 (992)

contact-tracing 40 (58) " 33 (23)

No. patients receiving treatment by health center

total number 6,992 (7,662)

Kanda	118	(149)	Kojimachi	890	(946)
Shiba	420	(371)	Akasaka	30	(60)
Chuo	330	(347)	Nihombashi	172	(145)
Azabu	134	(104)	Yotsuya	73	(69)
Ushigome	99	(91)	Yodobashi	76	(88)
Koishikawa	369	(334)	Shitaya	126	(144)
Asakusa	53	(105)	Mukojima	59	(69)
Honjo	46	(29)	Joto	72	(47)
Fukagawa	39	(42)	Shinagawa	312	(423)
Ebara	183	(183)	Meguro	107	(152)
Omori	96	(181)	Kamata	191	(159)
Setagaya	114	(128)	Kinuta	18	(15)
Shibuya	242	(191)	Nakano	166	(206)
Suginami	358	(1,071)	Toshima	56	(79)
Oji	91	(196)	Takinogawa	75	(64)
Arakawa	191	(146)	Itabashi	441	(141)
Nerima	9	(14)	Adachi	422	(437)
Katsushika	160	(154)	Edogawa	148	(88)
Minamitama	52	(41)	Nishitama	60	(59)
Kitatama 1st	41	(44)	Kitatama 2nd	344	(350)
Hongo	9	(0)			

No. contacts examined 74 (109)

No. patients treated by other VD clinics unknown